

2025

# ARKANSAS

SOFTBALL

RECORD BOOK

2025 TEAM QUICK FACTS

TEAM INFORMATION

2024 Overall Record..... 37-18  
 2024 SEC Record..... 14-10  
 2024 SEC Finish..... 4th  
 NCAA Postseason..... NCAA Regionals  
 Home Record..... 19-11  
 Away Record..... 12-5  
 Neutral Record..... 6-2  
 Student-Athletes Returning/Lost..... 12/12  
 Starters Returning/Lost..... 5/4  
 Newcomers..... 11

COACHING STAFF

Head Coach..... Courtney Deifel (10th Season)  
 Record at Arkansas..... 315-165 (.656)  
 Career Record..... 342-192 (.640)  
 Assistant Coach..... Matt Meuchel (Ninth Season)  
 Assistant Coach..... DJ Gasso (Second Season)  
 Assistant Coach..... Danielle Gibson Whorton (Second Season)  
 Graduate Manager..... Mariah Lopez (First Season)  
 Graduate Manager..... Paytience Holman (First Season)  
 Student Assistant..... Nia Carter (First Season)  
 Director of Operations..... Dan Bartosik (Third Season)

TEAM HISTORY

First Year of Program..... 1997  
 All-Time Record..... 838-799-1 (.512)  
 All-Time SEC Record..... 278-447 (.384)  
 SEC Championships/Last..... 2 (2022)  
 SEC Tournament Championships/Last..... 1 (2022)  
 NCAA Appearances/Last..... 13 (2024)  
 Highest Preseason Rank..... 6/TBA (2022)  
 Highest Preseason SEC..... 3rd (2021-22)  
 Highest In-Season Rank..... 4 (ESPN) (Week 14, 2022)  
 ..... 4 (NFCA) (Wk 13-14, 2022)

UNIVERSITY INFORMATION

Location..... Fayetteville, Ark.  
 Founded..... March 27, 1871  
 Enrollment..... 27,558  
 Nickname..... Razorbacks  
 School Colors..... Cardinal and White  
 Conference..... Southeastern (SEC)  
 Interim Chancellor..... Dr. Charles F. Robinson  
 Vice Chancellor/Director of Athletics..... Hunter Yurachek  
 Faculty Athletic Representative..... Paul Adams  
 University Website..... www.uark.edu  
 Athletics Website..... ArkansasRazorbacks.com

FACILITY INFORMATION

Home Field..... Bogle Park  
 Opened..... 2009  
 Dimensions..... (LF - 200, CF - 220, RF - 200)  
 Chair-back Seats..... 1,200

COMMUNICATIONS

Assistant Director (SB Contact)..... Hunter Corneliusen  
 Email..... hc068@uark.edu  
 Cell..... 479-380-2194  
 Assistant AD for Communications..... Kyle Parkinson

Mailing Address  
 Razorback Communications  
 PO Box 7777  
 Fayetteville, AR 72702-7777

Overnight Address  
 Razorback Communications  
 1240 W. Leroy Pond Dr.  
 Fayetteville, AR 72701



ARKANSAS SOFTBALL

Table of Contents..... 2

2025 RAZORBACKS

2025 Roster..... 3  
 2025 TV Roster..... 4  
 Head Coach Courtney Deifel..... 5-6

HISTORY AND RECORDS

Career Top 10..... 7-9  
 Single-Season Ind. Top 10..... 10-11  
 Single-Game Team Records..... 12  
 Single-Season Team Top 10..... 13-14  
 Year-by-Year Leaders..... 15-18  
 Individual Accolades..... 19-21  
 Year-by-Year Results..... 22-31  
 All-Time Series Results..... 32-40  
 All-Time Series Records..... 41  
 All-Time State Records..... 42

All-Time Records vs. Conferences..... 43  
 Team Year-by-Year/Postseason Results..... 44  
 Season Opener Results..... 45  
 Extra-Innings Results..... 46-47  
 Doubleheader Results..... 48-50  
 Results vs. Ranked Opponents..... 51-53  
 NFCA Poll History..... 54  
 Year-by-Year Hitting Statistics..... 55  
 Year-by-Year Opp. Hitting Statistics..... 56  
 Year-by-Year Pitching Statistics..... 57  
 Year-by-Year Opp. Pitching Statistics..... 58  
 10+ Strikeout Games..... 59  
 Razorback No-Hitters..... 60-61  
 Misc. Single-Game Hitting..... 62  
 Yearly Stats..... 63-76  
 All-Time Alphabetical Roster..... 77-78  
 All-Time Numerical Roster..... 79-80  
 All-Time Hometown Roster..... 81



CREDITS

EDITORIAL

Arkansas Communications Department

EDITOR

Hunter Corneliusen

COVER DESIGN

Drew Schlosser

PHOTOGRAPHY

Walt Beazley

CONTRIBUTING PHOTOGRAPHY

Gunnar Rathburn, Sadie Rucker, Meaghan Frazier,  
 Arkansas Athletics, University Relations

PRINTED BY

PittCraft

All names, nicknames, logos and other indicia referring to the University of Arkansas are trademarks owned and protected by the university. Any unauthorized use of the university's trademark is strictly prohibited.

NUMERICAL ROSTER

#	NAME	POS.	B/T	CLASS	HT.	PREVIOUS SCHOOL	HOMETOWN
1	Raigan Kramer	OF	L/R	Sr.	5-4	Seaman HS	Topeka, Kan.
4	Reis Beuerlein	RHP	R/R	Jr.	5-9	Pinnacle HS/Mississippi State	Cave Creek, Ariz.
5	Ashtyn Reichardt	OF	L/L	Fr.	5-7	Katy HS	Katy, Texas
6	Ella McDowell	INF	R/R	Fr.	5-6	Foster HS	Richmond, Texas
7	Courtney Day	UTL	R/R	Sr.	5-10	Glenda Dawson HS/Texas	Pearland, Texas
9	Rylee Cloud	UTL	R/R	Jr.	5-2	Fairview HS	Mittie, La.
11	Robyn Herron	LHP	R/L	Jr.	5-10	Sickles HS	Tampa, Fla.
12	Payton Burnham	RHP/UTL	R/R	Fr.	5-8	Sheldon HS	Eugene, Ore.
13	Kasey Wood	UTL	R/R	So.	5-8	Bentonville HS	Bentonville, Ark.
14	Karlie Davison	INF	R/R	Jr.	5-8	Chadwick HS/Utah	Torrance, Calif.
15	Spencer Prigge	INF	L/R	Sr.	6-0	Horizon HS	Phoenix, Ariz.
16	Ramsey Walker	OF	R/R	Fr.	5-7	Calvary-Baptist Academy	Shreveport, La.
17	Kennedy Miller	C	R/R	So.	5-8	Georgetown HS	Georgetown, Texas
21	Ava Carter	OF	L/R	Fr.	5-6	Greene County Tech HS	Paragould, Ark.
23	Reagan Johnson	OF	L/R	Jr.	5-4	Karnes City HS	Karnes City, Texas
25	Cam Harrison	RHP/UTL	R/R	Fr.	6-0	Katy HS	Brookshire, Texas
26	Atalyia Rijo	INF	L/R	Jr.	5-7	Corning-Painted Post HS	Horseheads, N.Y.
28	Carlee Ratcliff	UTL	R/R	Sr.	5-5	New Boston HS/Texas	New Boston, Texas
34	Jayden Ramos	INF	R/R	Fr.	5-10	Central HS	Fresno, Calif.
45	Jayden Wells	UTL	R/R	So.	5-6	Paris HS	Paris, Ark.
46	Kailey Wyckoff	UTL	L/L	Jr.	5-7	Katy HS/Texas Tech	Katy, Texas
77	Bri Ellis	INF	R/R	Sr.	5-10	Memorial HS/Auburn	Houston, Texas
99	Lexi King	RHP	R/R	Fr.	5-8	Windermere HS	Windermere, Fla.

COACHING STAFF

Head Coach	Courtney Deifel (California, 2003) - 10th Season
Assistant Coach	Matt Meuchel (Arizona State, 2000) - 9th Season
Assistant Coach	DJ Gasso (Bradley, 2017) - Second Season
Assistant Coach	Danielle Gibson Whorton (Arkansas, 2022) - Second Season
Graduate Assistant	Paytience Holman (SEMO, 2024) - First Season
Graduate Assistant	Mariah Lopez (Utah, 2024) - First Season
Student Assistant Coach	Nia Carter (Iowa, 2023) - First Season

SUPPORT STAFF

Sport Administrator	Dan Trump (California, 1992)
Director of Operations	Dan Bartosik (Arkansas, 2015)
Athletic Trainer	Andrew Kreis (Texas State, 2014)
SID	Hunter Corneliussen (Kansas State, 2020)
Creative	Meaghan Frazier (Minnesota, 2020)
Sports Nutrition	Abby Burns (Wisconsin Platteville, 2021)
Strength & Conditioning	Emily Guimond (Virginia Tech, 2019)
Academics	Megan Whobrey (Oklahoma, 2009)

PRONUNCIATION GUIDE

#1 Raigan Kramer	Reagan
#4 Reis Beuerlein	Reese BUR-line
#5 Ashtyn Reichardt	RIKE-hard
#11 Robyn Herron	Heron
#15 Spencer Prigge	Prig-EE
#26 Atalyia Rijo	Uh-TAL-ia RE-ho
#46 Kailey Wyckoff	Why-KOFF
Courtney Deifel	DIE-ful
Matt Meuchel	Michael
DJ Gasso	Gas-OH
Danielle Gibson Whorton	Horton

ALPHABETICAL ROSTER

#	NAME	POS.
4	Reis Beuerlein	RHP
12	Payton Burnham	RHP/UTL
21	Ava Carter	UTL
9	Rylee Cloud	UTL
14	Karlie Davison	INF
7	Courtney Day	UTL
77	Bri Ellis	INF
25	Cam Harrison	RHP/UTL
11	Robyn Herron	LHP
23	Reagan Johnson	OF
99	Lexi King	P
1	Raigan Kramer	OF
6	Ella McDowell	INF
17	Kennedy Miller	C
15	Spencer Prigge	INF
34	Jayden Ramos	INF
28	Carlee Ratcliff	UTL
5	Ashtyn Reichardt	OF
26	Atalyia Rijo	INF
16	Ramsey Walker	OF
45	Jayden Wells	UTL
13	Kasey Wood	RHP/UTL
46	Kailey Wyckoff	UTL

RAZORBACKS BY CLASS

SENIORS (5)

Courtney Day, Bri Ellis, Raigan Kramer, Spencer Prigge, Carlee Ratcliff

JUNIORS (5)

Rylee Cloud, Karlie Davison, Robyn Herron, Reagan Johnson, Atalyia Rijo, Kailey Wyckoff

SOPHOMORES (3)

Kennedy Miller, Jayden Wells, Kasey Wood

FRESHMAN (8)

Payton Burnham, Ava Carter, Cam Harrison, Lexi King, Ella McDowell, Jayden Ramos, Ashtyn Reichardt, Ramsey Walker

RAZORBACKS BY STATE

TEXAS (9)

Courtney Day, Bri Ellis, Cam Harrison, Reagan Johnson, Ella McDowell, Kennedy Miller, Carlee Ratcliff, Ashtyn Reichardt, Kailey Wyckoff

ARKANSAS (3)

Ava Carter, Jayden Wells, Kasey Wood

ARIZONA (2)

Reis Beuerlein, Spencer Prigge

LOUISIANA (2)

Rylee Cloud, Ramsey Walker

CALIFORNIA (2)

Karlee Davison, Jayden Ramos

FLORIDA (2)

Robyn Herron, Lexi King

KANSAS (1)

Raigan Kramer


OREGON (1)

Payton Burnham


NEW YORK (1)

Atalyia Rijo

2025 TV / Radio Roster



**1**  
**RAIGAN KRAMER**  
 Sr. • 5-4 • L/R  
 OF • Topeka, Kan.  
 Reagan




**4**  
**REIS BEUERLEIN**  
 Jr. • 5-9 • R/R  
 RHP • Cave Creek, Ariz.  
 BUR-line



**5**  
**ASHTYN REICHARDT**  
 Fr. • 5-7 • L/L  
 OF • Katy, Texas




**6**  
**ELLA MCDOWELL**  
 Fr. • 5-6 • R/R  
 INF • Richmond, Texas




**7**  
**COURTNEY DAY**  
 Sr. • 5-10 • R/R  
 UTL • Pearland, Texas



**9**  
**RYLEE CLOUD**  
 Jr. • 5-2 • R/R  
 UTL • Mittie, La.



**11**  
**ROBYN HERRON**  
 Jr. • 5-10 • R/L  
 LHP • Tampa, Fla.  
 Heron




**12**  
**PAYTON BURNHAM**  
 Fr. • 5-8 • R/R  
 RHP/UTL • Eugene, Ore.



**13**  
**KASEY WOOD**  
 So. • 5-8 • R/R  
 UTL • Bentonville, Ark.




**14**  
**KARLIE DAVISON**  
 Jr. • 5-8 • R/R  
 INF • Torrance, Calif.




**15**  
**SPENCER PRIGGE**  
 Sr. • 6-0 • L/R  
 INF • Phoenix, Ariz.  
 Prig-ee



**16**  
**RAMSEY WALKER**  
 Sr. • 5-7 • R/R  
 OF • Shreveport, La.



**17**  
**KENNEDY MILLER**  
 So. • 5-8 • R/R  
 C • Georgetown, Texas



**21**  
**AVA CARTER**  
 Fr. • 5-6 • L/R  
 OF • Paragould, Ark.



**23**  
**REAGAN JOHNSON**  
 Jr. • 5-4 • L/R  
 OF • Karnes City, Texas



**25**  
**CAM HARRISON**  
 Fr. • 6-0 • R/R  
 RHP/UTL • Brookshire, Texas



**26**  
**ATALYIA RIJO**  
 Jr. • 5-7 • L/R  
 INF • Horseheads, N.Y.  
 Uh-TAL-ia RE-ho



**28**  
**CARLEE RATCLIFF**  
 Sr. • 5-5 • R/R  
 UTL • New Boston, Texas




**34**  
**JAYDEN RAMOS**  
 Fr. • 5-10 • R/R  
 UTL • Fresno, Calif.




**45**  
**JAYDEN WELLS**  
 So. • 5-6 • R/R  
 UTL • Paris, Ark.



**46**  
**KAILEY WYCKOFF**  
 Jr. • 5-7 • L/L  
 UTL • Katy, Texas  
 Why-KOFF



**77**  
**BRI ELLIS**  
 Sr. • 5-10 • R/R  
 INF • Houston, Texas




**99**  
**LEXI KING**  
 Fr. • 5-8 • R/R  
 RHP • Windmere, Fla.



**COURTNEY DEIFEL**  
 Head Coach • 3rd Base Coach  
 10th Season



**MATT MEUCHEL**  
 Asst. Coach • Umpire Appeals  
 Ninth Season



**DJ GASSO**  
 Asst. Coach  
 Second Season



**DANIELLE GIBSON WHORTON**  
 Asst. Coach  
 Second Season



Courtney Deifel became the fourth head coach in program history when she was hired on June 11, 2015, and recently completed her ninth season at Arkansas in 2024. In her nine seasons in Fayetteville, she has orchestrated the Razorbacks' return to postseason play and guided the program to two SEC regular season championships, one SEC Tournament crown and seven NCAA Tournament appearances, which includes seven consecutive berths from 2017-24. The Hogs have qualified for the national tournament every year it has been held since 2017. Deifel led the program to its first NCAA Tournament Super Regional appearances in 2018, 2021 and 2022. Since her first season in 2016, the Razorbacks have been ranked 99 times in the NFCA Coaches' Poll after previously being ranked only once in program history. 13 of the program's 14 NFCA All-American awards and 78 Easton/NFCA All-America Scholar-Athlete accolades have been accumulated under Deifel since 2016. Deifel - the program's all-time wins leader - enters the 2025 season with 315 career wins at Arkansas. Deifel has logged four 40-win seasons while at Arkansas, including three consecutive 40-win seasons from 2021-23. Prior to her arrival in Fayetteville, Arkansas recorded only two 40-win seasons across 19 years. Heading into her 10th season at helm in 2025, Arkansas has won two of the last three SEC regular season crowns.

In 2024, Deifel led the Razorbacks to a 37-18 mark (14-10 SEC), and a No. 12 national seed in the NCAA tournament, the fifth in program history, all of which have come under Deifel's watch. The NCAA tournament appearance was a program record seventh-straight, dating back to the 2017 season. Deifel won her 300th career game with a 5-1 win at Auburn on March 16, 2024, completing a doubleheader sweep over the Tigers. Under Deifel's guidance, first baseman Bri Ellis (Second Team) and right-handed pitcher Morgan Leinstock (Third Team) earned NFCA All-America honors. Leinstock posted a 2.14 ERA and a 13-6 record while striking out 137 batters in 140.2 innings pitched. Deifel's and the Razorbacks' success in the transfer portal continued into 2024 as Ellis led the team with 14 home runs, 47 RBI, 97 total bases and a .651 slugging percentage while posting a .322 batting average with 48 hits after transferring from Auburn. Freshman Kennedy Miller earned Freshman All-America honors from DI Softball and was a Finalist for the TUCCI/NFCA Freshman of the Year award after breaking onto the scene by hitting .331 with eight home runs and 36 RBI. Behind the plate, Miller posted a .997 fielding percentage while throwing out five would-be base stealers. Ellis and Leinstock received All-SEC selections along with center fielder Reagan Johnson and second baseman Cylie Halvorson. Additionally Ellis and third baseman Hannah Gammill were named to the SEC All-Defensive Team.

In the 2023 campaign, Deifel led Arkansas to another highly successful season and the program's sixth consecutive NCAA appearance - the longest streak in program history. Finishing 40-19 (14-10 SEC), Arkansas claimed its third straight 40-win season and a top-four SEC finish. Earning the No. 11 national seed in the NCAA Tournament, all four of the program's national seeds have been accumulated under Deifel. In Arkansas' 7-6 win vs. No. 22 Louisiana on Feb. 18, Deifel became the program's all-time wins leader after surpassing Carrie Dever-Boaz's (1997-2004) 244 wins at helm. Under Deifel's leadership, two Razorbacks received NFCA All-America recognition in 2023 - Rylin Hedgecock (NFCA First-Team All-America) and Chenise Delce (NFCA Second-Team All-America). Delce became the program's first two-time NFCA All-American pitcher after collecting the honor in 2022. Six Hogs claimed NFCA All-Region status - Chenise Delce, Cylie Halvorson, Reagan Johnson and Rylin Hedgecock were named to the All-South Region First Team, Raigan Kramer was tabbed to the second team and Lauren Camenzind was selected to the third team. Delce had another breakout season in the circle, posting a 21-11 record and 2.02 ERA with 193 strikeouts, 17 complete games, six solo shutouts and four saves while limiting opponents to a .200 batting average. The 2022 SEC Pitcher of the Year, Delce

DEIFEL YEAR-BY-YEAR				
Year	School	Overall	Conf.	Postseason
2015	Maryland	27-27	9-14	--
2016	Arkansas	17-39	1-23	--
2017	Arkansas	31-24	7-17	NCAA Regional
2018	Arkansas	42-17	12-12	NCAA Super Regional
2019	Arkansas	38-20	12-12	NCAA Regional
2020	Arkansas	19-6	1-2	--
2021	Arkansas	43-11	19-5	NCAA Super Regional
2022	Arkansas	48-11	19-5	NCAA Super Regional
2023	Arkansas	40-19	14-10	NCAA Regional
2024	Arkansas	37-18	14-10	NCAA Regional
9 seasons		342-192	108-110	7 appearances
At Arkansas		315-165	99-96	

picked up where she left off in 2023. The Oklahoma City product charted the fourth-most strikeouts (193) and saves by an SEC pitcher this year. She also filed the third-most wins by a league pitcher. Illustrating why she's a force in the circle, 11 of her victories came against ranked competition. True freshman Reagan Johnson excelled at the plate and in center field, earning a spot on DISoftball's Freshman All-America team and being honored as a Top 10 Finalist for NFCA/TUCCI's National Freshman of the Year award. Johnson peppered the third-most hits (79) in single-season program history. She also boasted the sixth-highest batting average (.378) along with tying for the seventh-most stolen bases (18) and 10th-most runs scored (47) in single-season program history. Johnson also paced Arkansas with 24 multi-hit outings this season. The Karnes City, Texas, native ranked second in the SEC and eighth nationally in hits. Johnson also shined in center field and compiled a .968 fielding percentage with 86 putouts and four assists on 93 total chances.

In 2022, Deifel guided the Razorbacks to their most successful season in school history, collecting back-to-back SEC regular season titles, headlined by the program's first outright regular season crown, and the program's first SEC Tournament championship after blanking Missouri, 4-0, in Gainesville, Fla., on May 13. Arkansas concluded the season with the most single-season wins in program history and a 48-11 record, marking a program-record .814 win percentage. Arkansas finished SEC play with a 19-5 record, producing the second consecutive 19-win conference season for the Hogs. Against Missouri State on March 3, Deifel became just the second head coach in program history to reach 200 career wins. The Hogs made their 11th NCAA Tournament appearance, earning the program's highest overall seed (No. 4) and hosted their second straight Super Regional. The Razorbacks hosted the highest attended Regional and Super Regional in the NCAA in 2022. The Razorbacks tabbed an SEC-best 12 all-conference honors and a school-record five NFCA All-American nods to round out yet another enormous postseason awards haul. Arkansas became the first SEC program since 2006 to have four first team all-Americans. Danielle Gibson (first team) became the program's first two-time NFCA All-American while KB Sides (first team), Linnie Malkin (first team), Hannah Gammill (first team) and Chenise Delce (second team) earned their first All-American honors. For the first time in program history, all eight NFCA All-Region nominees secured spots on All-South Region teams. Deifel was named SEC Coach of the Year for the second straight season while KB Sides became the program's its first-ever SEC Player of the Year honor and Chenise Delce earned the Hogs' second consecutive SEC Pitcher of the Year accolade after Mary Haff collected the award in 2021. Arkansas tabbed a league-best 12 all-conference honors and eight NFCA All-Region distinctions to round out an enormous postseason awards haul. The 2022 coaching staff was named the NFCA's South Region Staff of the Year for the second straight season.

Deifel, the SEC Coach of the Year, directed the most successful year in program history in 2021 by claiming the school's first SEC regular season title and hosting NCAA Tournament Super Regionals for the first time. The team finished 43-11 (19-5 SEC), producing a then-school record .796 win percentage. The Hogs earned a No. 6 national ranking, the highest in program history, and captured the No. 6 national seed in the NCAA Tournament. Arkansas began conference play winning 12 straight games, notching the fifth-best league-only start in SEC history. A 19-game winning streak in non-conference action also set a school record. The Razorbacks received many postseason superlatives as infielders Braxton Burnside and Danielle Gibson, and pitcher Mary Haff were named NFCA All-Americans. Haff also took home the school's first SEC Pitcher of the Year award. Offensively, the Razorbacks shattered the school's single-season home run record, mashing 95 long balls with Burnside setting the individual single-season program mark hitting 25. Deifel's 315 wins in Fayetteville

ALL-TIME SERIES UNDER DEIFEL *ARKANSAS ONLY				
Opponent	Series	H	A	N
Alabama	8-12	5-4	3-6	0-2
Arkansas-Pine Bluff	1-0	1-0		
Arizona	3-5	2-4	1-1	
Army	0-1			0-1
Auburn	12-6	6-3	6-3	
Baylor	2-1	0-1		2-0
Binghamton	1-0			1-0
Boston U	4-0			
Bradley	1-1			1-1
BYU	0-1			0-1
Buffalo	1-0	1-0		
Cal State Fullerton	0-1		0-1	
CSUN	1-0			1-0
Campbell	2-0			2-0
Central Arkansas	5-2	2-1	3-1	
Central Connecticut	2-0	2-0		
Central Michigan	1-0			1-0
Dartmouth	2-0	2-0		
Delaware	1-0			1-0
DePaul	1-0	1-0		
Drake	6-2	6-2		
Duke	0-1			0-1
Florida	6-10	2-4	3-6	1-0
Florida State	0-2	0-1		0-1
Florida A&M	2-0			2-0
FAU	2-1	1-0	1-1	
FGCU	1-0		1-0	
Fordham	1-0			1-0
Furman	4-0	3-0		1-0
George Washington	1-0			1-0
Georgia	8-9	2-4	5-4	1-1
Grand Canyon	1-1			1-1
Harvard	1-0	1-0		
Illinois	1-1			
Illinois State	2-0	2-0		
Indiana	1-0			1-0
IUPUI	3-0	3-0		
Iowa State	3-0	3-0		
Jackson State	1-0		1-0	
Kansas	4-0	3-0	1-0	
Kansas City	5-1	4-1	1-0	
Kennesaw State	2-0	2-0		
Kent State	2-0	2-0		
Kentucky	7-9	4-5	2-4	1-0
Lamar	2-0	2-0		
Lehigh	1-0			1-0
Liberty	1-1	0-1	1-0	
Lipscomb	1-0			1-0
Long Beach State	2-0			2-0
Longwood	1-0	1-0		
Louisville	2-1	2-1		
Louisiana	1-0			1-0
Loyola Marymount	2-0			2-0
LSU	8-10	4-5	4-5	
Manhattan	2-0	1-0	1-0	
Marist	3-0	2-0		1-0
Marshall	1-0			1-0
Maryland	1-0			1-0
McNeese	3-2		3-1	0-1
Memphis	2-0			2-0
Michigan State	1-0			1-0
Mississippi State	11-3	7-2	4-2	1-1
Missouri	9-8	5-4	3-3	
Missouri State	5-1	4-1	1-0	
Montana	0-1			
Nebraska	4-0			3-0
Nevada	1-0	1-0		
New Mexico	2-0			2-0
New Mexico State	2-0		1-0	
North Carolina	0-1			0-1
North Dakota State	4-1	2-0		2-1
North Texas	4-0	2-0	2-0	
North Carolina	0-3			0-3
Northern Colorado	5-1	4-0		1-1
Northern Iowa	3-1	3-1		
Northwestern State	3-0	3-0		
Notre Dame	2-1	1-0	1-1	
Ohio	1-0			1-0
Oregon	2-2	2-2		
Oklahoma	0-5	0-1	0-4	
Oklahoma State	1-3	0-2	1-0	0-1
Ole Miss	10-6	6-0	3-6	1-0
Omaha	6-0	4-0		2-0
Penn State	1-0			1-0
Princeton	1-0	1-0		
Rutgers	2-0			2-0
Sacramento State	1-0			1-0
Samford	1-0			1-0
San Diego	1-0			1-0
SIU	2-0			
South Alabama	1-1	1-1		
South Carolina	12-7	3-3	6-3	0-1
South Dakota State	3-1	3-1		
Southeast Missouri	10-1	8-1	2-0	
Southern Utah	1-0			1-0
Saint Francis (Pa.)	2-0	2-0		
Saint Louis	3-0	3-0		
Stanford	1-0			
Tennessee	8-9	4-2	4-6	0-1
Texas	1-4		0-2	1-2
Texas A&M	5-10	2-4	3-6	
Texas A&M-CC	2-0	2-0		
Texas A&M-Commerce	2-0	1-0	1-0	
Texas Tech	2-0	2-0		
Tulsa	2-5	1-2	1-1	0-2
UAB	3-0	3-0		
UConn	1-0			1-0
UIC	1-0			1-0
ULM	1-0	1-0		
UMass Lowell	2-0			2-0
UNLV	1-1		1-0	0-1
Utah	1-0			1-0
UT Arlington	7-1	4-0	3-1	
UTEP	1-0			1-0
Villanova	3-1	2-1		1-0
Washington	0-3			0-3
Weber State	3-0			3-0
Western Illinois	1-0	1-0		
Western Kentucky	2-0		2-0	
Wichita State	6-3	6-1	0-2	
Wright State	2-0	2-0		

## Head Coach Courtney Deifel



lead all coaches in program history. The NFCA named the 2021 coaching staff the South Region's Staff of the Year.

Deifel guided the Razorbacks to a 19-6 (1-2 SEC) record in the COVID-19 shortened 2020 campaign. In the only league series of the season, the Razorbacks earned a 1-0 conference-opening victory, their first road win over Alabama since 2000. Arkansas remained in the national polls throughout the year and climbed from a preseason No. 24 ranking to the No. 19 slot in the final release of the NFCA Coaches' Poll. Junior catcher Kayla Green was honored with SEC Player of the Week recognition for the first time in her career and freshman pitcher Jenna Bloom emerged as one of the rising stars in the league, leading all freshmen in the nation striking out 10.9 hitters per seven innings.

Deifel led the Razorbacks to their third consecutive post-season appearance in 2019, earning an at-large bid to the Stillwater Regional. The Hogs finished the season 38-20 and 12-12 in SEC play. It marks the first time since 1999-00 that the Razorbacks finished the season .500 or better in conference play in back-to-back seasons. The Razorbacks garnered their highest in-season ranking during weeks one and two, coming in at 12th and 11th in the NFCA and ESPN polls respectively.

Arkansas saw two players named to the All-SEC teams, pitcher Autumn Storms was named second team and outfielder Hannah McEwen garnered first-team recognition. McEwen's first-team selection was the first for Arkansas since 2012 and only the second in program history. In year four under Coach Deifel, the Razorbacks also earned two SEC Player of the Week awards, three SEC Pitcher of the Week awards, and one USA Softball Co-Player of the Week. A record five Razorbacks were named to the NFCA All-Region teams, with Storms garnering the first, first-team selection of her career. Storms went on to be named NFCA Second Team All-American as a pitcher, the first Razorback since 2010.

Year four with Coach Deifel and the Razorback staff saw growth in all aspects as the game, including a team .288 batting average, which ranks second-highest in program record book. In fact, four of the top seven team batting averages in program history come from the Deifel era.

In the 2018 campaign, Arkansas wrapped up the year with a 42-17 (12-12 SEC) record, the third most wins in program history; and the most victories since 2000. The team earned a national seed (13) in the NCAA Tournament for the first time in program history and went 3-0 defeating DePaul and Wichita State twice to earn the Fayetteville Regional Championship on its home field. The Hogs made their first ever NCAA Super Regional appearance but fell to eventual national semifinalist, Oklahoma, in Norman. Arkansas finished 17th in the final NCAA RPI report and the coaching staff earned 2018 NFCA Division I South Region Staff of the Year.

Just two seasons removed from a one-win conference tally, Deifel guided the Razorbacks to a 12-12 mark in SEC play. As the No. 7 seed at SEC Tournament, the program made its first semifinal appearance since 2001. The Razorbacks finished the season with a 27-2 record on their home field, establishing a new program record for home wins in a single season. Part of Arkansas' home triumphs included the program's first three-game sweep of a ranked team (No. 20 Mississippi State) and its first-ever series win over Alabama.

Deifel piloted the 2017 Razorbacks to a 31-24 record and the program's first NCAA Tournament appearance since 2013. The

Razorbacks improved their win total by 17 games from the previous season, marking the largest increase in the country among Power 5 programs. Arkansas also tallied seven wins in SEC play, equaling the combined total from the previous three seasons. In recognition of the team's performance, Deifel was named the 2017 D1SoftballNews Coach of the Year.

From year one to two under Deifel, Arkansas' pitching staff lowered its combined ERA by more than four runs (6.98 to 2.82) and added more than 20 points to its batting average (.260 to .284). The Razorbacks also led the SEC and tied for 17th in the NCAA with 59 home runs. During the year, Arkansas earned its first national ranking since 2013 when it was slotted at No. 24 in the March 7 release ESPN/USA Softball poll.

Individually, Deifel saw two Razorbacks earn NFCA All-South Region accolades with Nicole Schroeder and Autumn Storms earning second-team and third-team honors, respectively. Storms was also named to the SEC All-Freshman Team while A.J. Belans was voted to the All-SEC Second Team. Schroeder went on to be drafted by the Akron Racers as the program's second NPF selection.

Deifel's first win over a ranked team at Arkansas came during the 2016 season when the Razorbacks knocked off No. 23 Nebraska, 11-10, during the Easton Tournament in Fullerton, Calif.; the team added five ranked wins in 2017. The 2016 campaign also saw newcomer Ashley Diaz make an immediate impact as a member of the NFCA All-South Region Second Team and garnered NFCA National Freshman of the Year Top 25 Watch List recognition.

During her playing and coaching careers prior to coming to Arkansas, Deifel advanced to 11 NCAA Tournaments including a four-year run to the Women's College World Series (WCWS) as an All-American catcher at California that was highlighted by winning the 2002 national title. The Bears also finished second (2003), fifth (2001) and seventh (2000) at the WCWS over her four-year run. Her post-season successes also featured a pair of Super Regionals as a graduate assistant at Oklahoma and five NCAA Regionals as an assistant at Maryland and Louisville.

As a first-year head coach, Deifel ushered in a culture of change for Maryland in 2015. Along with the program's 16-game improvement from the previous season, the Terrapins' offense show tremendous growth. Maryland finished 27th in the NCAA with 6.28 runs per game behind 339 runs scored, up more than 150 runs from 2014. Deifel also led her team to a .309 batting average, a 40-point jump from 2014 which also ranked 57th in the NCAA.

Individually, Deifel guided three players to all-conference accolades and a pair of NFCA all-region honors. Lindsey Schmeister was an All-Big Ten first team performer while Shannon Bustillos and Erin Pronobis landed on the All-Big Ten second team. Probonis and Corey Schwartz were also named to the NFCA All-Midwest Region Third Team. Under Deifel's watch, the trio helped Maryland to single-season school records in doubles, home runs, RBI and walks.

Prior to taking the head job at Maryland, Deifel spent four seasons as an assistant coach at Louisville in which she helped the Cardinals to four NCAA appearances, the 2014 American Athletic Conference Tournament title and an overall record of 176-60 (.746). Louisville averaged 44 wins in that time with a program-record 55 wins in 2012. Her student-athletes at Louisville racked up four NFCA All-America certificates and 29 all-conference selections.

She also spent two seasons as a graduate assistant at Oklahoma where she was a member of a staff that guided the 2008 Sooners to a 47-14 record and a Super Regional appearance.

As a player, Deifel was the starting catcher for California from 2000-03 and led the Golden Bears to four Women's College World Series appearances including a national championship run in 2002 and national runner-up showing in 2003. She appeared in 285 games missing just three behind the plate over her four seasons. As a four-year starter behind the plate,

she was a 2003 All-American, two-time All-Pac 10 selection and caught seven no-hitters. She is still the program's career leader with 1,969 putouts.

Aside from her accomplishments in collegiate softball, Deifel had a successful professional career following her days at Cal. In 2004, she helped the NY/NJ Juggernaut to the National Professional Fastpitch (NPF) league title. Deifel also spent three years with LeoPalace21 in Japan that resulted in a runner-up showing and a pair of third-place finishes.

She graduated from California in 2003 with a bachelor of arts in American Business and Globalism and American Studies. Deifel earned her master's of arts in Human Relations from Oklahoma in 2008.

Deifel's sister, Amanda Scott, won a Women's College World Series title at Fresno State in 1998.

Deifel and her husband Joe are the parents of two sons, Trip and Walt. The family resides in Fayetteville.

### Top 25 Wins Under Deifel

Date	Opponent	Result	Score	Site
3/19/16	vs. #23 Nebraska	W	11-10	N
3/17/17	#14 Tennessee	W	4-3	H
3/18/17	#14 Tennessee	W	2-1	H
4/8/17	at #24 Missouri	W	6-5	A
4/9/17	at #24 Missouri	W	4-2	A
4/16/17	#5 Texas A&M	W	4-3	H
2/17/18	vs. #21 Utah	W	4-2	N
3/30/18	#20 Mississippi State	W	3-2	H
3/31/18	#20 Mississippi State	W	6-0	H
4/1/18	#20 Mississippi State	W	8-2	H
4/8/18	at #12 South Carolina	W	4-0	A
4/14/18	#15 Alabama	W	3-0	H
4/15/18	#15 Alabama	W	6-3	H
4/21/18	at #11 Auburn	W	4-2	A
5/9/18	vs. #19 Kentucky	W	3-1	N
5/10/18	vs. #8 Georgia	W	8-3	N
3/15/19	#16 South Carolina	W	3-2	H
3/16/19	#16 South Carolina	W	7-4	H
3/23/19	at #5 Tennessee	W	1-0	A
3/29/19	#18 Kentucky	W	1-0	H
3/31/19	#18 Kentucky	W	3-2	H
4/18/19	#9 LSU	W	8-5	H
4/19/19	#9 LSU	W	11-1 (5)	H
5/3/19	#23 Auburn	W	1-0	H
5/4/19	#23 Auburn	W	7-1	H
5/5/19	#23 Auburn	W	5-2	H
3/6/20	at #9 Alabama	W	1-0	A
2/21/21	vs. #21 Baylor	W	7-2	N
3/12/21	at #20 South Carolina	W	4-1	A
3/13/21	at #20 South Carolina	W	7-5 (10)	A
3/14/21	at #20 South Carolina	W	3-2	A
4/10/21	#4 Alabama	W	4-0	H
4/16/21	at #20 Georgia	W	10-3	A
4/17/21	at #20 Georgia	W	5-2	A
4/18/21	at #20 Georgia	W	5-2	A
5/1/21	at #16 LSU	W	1-0	A
5/3/21	at #16 LSU	W	4-1	A
3/18/22	at #10 Tennessee	W	4-3	A
3/19/22	at #10 Tennessee	W	9-6	A
4/8/22	#21 Auburn	W	7-4	H
4/9/22	#21 Auburn	W	4-3	H
4/10/22	#21 Auburn	W	17-4 (5)	H
4/15/22	#15 Kentucky	W	2-1	H
4/17/22	#15 Kentucky	W	8-0 (6)	A
4/22/22	at #14 Florida	W	9-1 (6)	A
4/23/22	at #14 Florida	W	5-4	A
4/24/22	at #14 Florida	W	2-0	A
5/13/22	at #14 Florida	W	4-1	A
5/14/22	vs. #16 Missouri	W	4-0	N
5/21/22	#24 Oregon	W	6-2	H
5/22/22	#24 Oregon	W	9-3	H
5/26/22	#18 Texas	W	7-1	H
2/18/23	vs. #22 Louisiana	W	7-6	N
2/23/23	#19 Arizona	W	3-2	H
2/24/23	#19 Arizona	W	2-1	H
3/19/23	at #13 Alabama	W	5-3	A
3/20/23	at #13 Alabama	W	2-1 (10)	A
3/24/23	#10 Florida	W	6-2	H
3/26/23	#10 Florida	W	14-1 (5)	H
4/8/23	#10 Georgia	W	4-3	H
4/22/23	at #20 Kentucky	W	8-1	A
4/22/23	at #20 Kentucky	W	14-6 (5)	A
4/30/23	#3 Tennessee	W	6-4	H
5/1/23	#3 Tennessee	W	2-0	H
3/23/24	#20 Mississippi State	W	3-0	H
3/30/24	at #3 Georgia	W	3-2	A
4/1/24	at #3 Georgia	W	8-2	A
4/5/24	#11 Missouri	W	5-2	H
4/7/24	#11 Missouri	W	4-1	H
4/12/24	at #25 South Carolina	W	4-3	A
4/14/24	at #25 South Carolina	W	3-0	A
4/19/24	#15 Alabama	W	1-0 (9)	H
4/21/24	#15 Alabama	W	8-0 (5)	H
4/26/24	at #7 LSU	W	2-1	A
4/27/24	at #7 LSU	W	4-1	A

Career Top 10

**Batting Average (minimum 250 AB)**

1.	.379	Reagan Johnson	2023-Pres.
2.	.361	Danielle Gibson	2019-22
3.	.359	Hannah McEwen	2018-22
4.	.357	Devon Wallace	2012-15
5.	.347	Stephanie Canfield	2013-17
6.	.336	Clarisa Navarro	2012-14
7.	.326	Ashley Diaz	2016-19
8.	.313	Kasey Fagan	2014-15
9.	.306	Autumn (Russell) Buczek	2015-18
10.	.302	Linnie Malkin	2018-22

**Games Started**

1.	277	Danica White	1999-02
2.	265	Jennifer Cirigliano	1997-00
3.	245	Hannah McEwen	2018-22
4.	244	Dayna Huckabee	2005-08
	244	Tiffany Woolley	1999-02
6.	240	Jessica Bachkora	2007-10
	240	Dana Gulick	1997-00
8.	239	Rachel LeMaster	2004-07
9.	236	Miranda Dixon	2007-10
10.	231	Kim Eiben	2000-03

**Doubles**

1.	48	Jessica Bachkora	2007-10
2.	46	Danielle Gibson	2019-22
3.	45	Hannah McEwen	2018-22
4.	40	Danica White	1999-02
5.	39	Kim Eiben	2000-03
	39	Jennifer Cirigliano	1997-00
7.	35	Miranda Dixon	2007-10
	35	Brett Erickson	1997, 99-00
9.	34	Clarisa Navarro	2012-14
10.	32	Devon Wallace	2012-15

**Slugging Percentage (minimum 250 AB)**

1.	.671	Devon Wallace	2012-15
2.	.660	Linnie Malkin	2018-22
3.	.649	Danielle Gibson	2019-pres.
4.	.568	Hannah Gammill	2021-2024
5.	.543	Katie Warrick	2017-19
6.	.542	Nicole Schroeder	2013-17
7.	.537	Miranda Dixon	2007-10
8.	.517	Clarisa Navarro	2012-14
9.	.512	Hannah McEwen	2018-22
10.	.508	Ashley Diaz	2016-19

**At Bats**

1.	807	Danica White	1999-02
2.	760	Hannah McEwen	2018-22
3.	757	Jennifer Cirigliano	1997-00
4.	756	Jessica Bachkora	2007-10
5.	741	Rachel LeMaster	2004-07
6.	737	Dana Gulick	1997-00
7.	677	Dayna Huckabee	2005-08
8.	666	Kayla Johnson	2006-09
	666	Tiffany Woolley	1999-02
10.	665	Blaire Perry	2002-06

**Triples**

1.	15	Stephanie Canfield	2013-17
2.	12	Dayna Huckabee	2005-08
3.	10	Sheri Wahrmund	1998-00
4.	9	Jessica Bachkora	2007-10
5.	8	Autumn (Russell) Buczek	2015-18
	8	Chloe Oprzedek	2011-14
7.	7	Danica White	1999-02
8.	6	Whitney Cloer	2006-09
9.	5	Mindy O'Malley	2003-06
	5	Brett Erickson	1997, 99-00
	5	Reagan Johnson	2023-Pres.

**On-Base Percentage (minimum 250 AB)**

1.	.557	Devon Wallace	2012-15
2.	.439	Hannah McEwen	2018-22
3.	.428	Hannah Gammill	2021-2024
4.	.420	Reagan Johnson	2023-Pres.
5.	.416	Danielle Gibson	2019-22
6.	.407	Kasey Fagan	2014-15
7.	.402	Clarisa Navarro	2012-14
8.	.399	Shelby Hiers	2014-17
9.	.396	Linnie Malkin	2018-22
10.	.392	Stephanie Canfield	2013-17

**Runs Scored**

1.	201	Hannah McEwen	2018-22
2.	184	Devon Wallace	2012-15
3.	166	Jessica Bachkora	2007-10
4.	142	Hannah Gammill	2021-24
5.	129	Danielle Gibson	2019-22
6.	124	Kayla Johnson	2006-09
7.	119	Stephanie Canfield	2013-17
	119	Dana Gulick	1997-00
9.	105	Clarisa Navarro	2012-14
10.	100	Chloe Oprzedek	2011-14

**Home Runs**

1.	50	Linnie Malkin	2018-22
2.	48	Danielle Gibson	2019-22
3.	47	Devon Wallace	2012-15
4.	45	Hannah Gammill	2021-24
5.	43	Miranda Dixon	2007-10
6.	38	Nicole Schroeder	2013-17
7.	31	Ashley Diaz	2016-19
8.	30	Braxton Burnside	2020-21
9.	29	Sandra Smith	2006-10
10.	25	Hannah McEwen	2018-22

**Games Played**

1.	280	Danica White	1999-02
2.	269	Tiffany Woolley	1999-02
3.	266	Blaire Perry	2002-06
	266	Jennifer Cirigliano	1997-00
5.	260	Andy Wharton	1999-02
6.	251	Kim Eiben	2000-03
7.	250	Dana Gulick	1997-00
8.	246	Dayna Huckabee	2005-08
9.	245	Hannah McEwen	2018-2022
10.	243	Rachel LeMaster	2004-07

**Hits**

1.	261	Hannah McEwen	2018-22
2.	227	Jessica Bachkora	2007-10
3.	225	Danielle Gibson	2019-22
4.	224	Danica White	1999-02
5.	221	Stephanie Canfield	2013-17
6.	219	Rachel LeMaster	2004-07
7.	218	Jennifer Cirigliano	1997-00
8.	215	Dana Gulick	1997-00
9.	214	Ashley Diaz	2016-19
10.	201	Devon Wallace	2012-15

**RBI**

1.	220	Danielle Gibson	2019-22
2.	154	Linnie Malkin	2018-22
3.	147	Miranda Dixon	2007-10
4.	144	Hannah McEwen	2018-22
5.	139	Ashley Diaz	2016-19
	139	Hannah Gammill	2021-24
7.	130	Devon Wallace	2012-15
8.	120	Jennifer Cirigliano	1997-00
9.	118	Nicole Schroeder	2013-17
	118	Sandra Smith	2006-10



**Total Bases**

1.	419	Danielle Gibson	2019-22
2.	389	Hannah McEwen	2018-22
3.	378	Devon Wallace	2012-15
4.	356	Jessica Bachkora	2007-10
5.	354	Miranda Dixon	2007-10
6.	334	Ashley Diaz	2016-19
7.	316	Hannah Gammill	2021-24
8.	312	Linnie Malkin	2018-22
9.	297	Stephanie Canfield	2013-17
10.	295	Jennifer Cirigliano	1997-00

**Walks**

1.	235	Devon Wallace	2012-15
2.	112	Hannah McEwen	2018-22
3.	103	Sandra Smith	2006-10
4.	101	Hannah Gammill	2021-24
5.	96	Miranda Dixon	2007-10
6.	95	Nicole Schroeder	2013-17
7.	91	Shelby Hiers	2014-17
8.	85	Jessica Bachkora	2007-10
9.	82	Danica White	1999-02
10.	72	Kayla Green	2018-21

**Career Top 10**

**Hit By Pitch**

1.	48	Hannah Gammill	2021-2024
2.	31	Kim Eiben	2000-03
3.	30	Hannah McEwen	2018-22
4.	26	Kayla Green	2018-21
5.	23	Ryan Jackson	2019-21
	23	Jennifer Cirigliano	1997-00
7.	21	Devon Wallace	2012-15
	21	Miranda Dixon	2007-10
9.	19	Nicole Duncan	2018-21
	19	Parker Pocklington	2014-17
	19	Jessica Bachkora	2007-10
	19	Kallie Foglesong	2004-06
	19	Ashely Carter	2003-05

**Strikeouts**

1.	218	Dayna Huckabee	2005-08
2.	161	Shana Easley	2003-06
3.	148	Nicole Schroeder	2013-17
4.	142	Rachel LeMaster	2004-07
5.	129	Miranda Dixon	2007-10
6.	124	Jayme Gee	2011-14
	124	Whitney Cloer	2006-09
8.	122	Samantha Buckner	2005-08
9.	120	Brittany Robison	2007-10
10.	118	Sandra Smith	2006-10

**Sacrifice Flies**

1.	15	Hannah McEwen	2018-2022
2.	10	Ashley Diaz	2016-19
3.	9	Kayla Green	2018-21
	9	Jayme Gee	2011-14
5.	8	Danielle Gibson	2019-2022
	8	Courtney Breault	2010-11
7.	7	Clarisa Navarro	2012-14
	7	Jennifer Cirigliano	1997-00
	7	Hannah Gammill	2021-24
9.	6	Sierra Bronkey	2011-15
	6	Sheri Wahrmund	1998-00
	6	Rylin Hedgecock	2021-24

**Sacrifice Hits**

1.	53	Blaire Perry	2002-06
2.	45	Tiffany Woolley	1999-02
3.	38	Julie Young	2000-03
4.	37	Andy Wharton	1999-02
5.	32	Dana Gulick	1997-00
6.	31	Jennifer Cirigliano	1997-00
7.	26	Mindy O'Malley	2003-06
8.	25	Rachel LeMaster	2004-07
	25	Kim Eiben	2000-03
10.	24	Nicole Deeter	2001-03

**Stolen Bases**

1.	75	Rachel LeMaster	2004-07
2.	73	Dana Gulick	1997-00
3.	57	Jessica Bachkora	2007-10
4.	56	Blaire Perry	2002-06
5.	38	Mindy O'Malley	2003-06
	38	Andy Wharton	1999-02
7.	34	Autumn (Russell) Buczek	2015-18
	34	Stephanie Canfield	2013-17
9.	33	Ashley Martindale	2011-14
	30	Devon Wallace	2012-15
10.	30	Reagan Johnson	2023-Pres.

**Earned Run Average (minimum 200 IP)**

1.	1.59	Heather Schlichtman	2001-04
2.	1.66	Rachel Talley	1999-02
3.	1.85	Mary Haff	2018-22
4.	1.90	Tammy Kincaid	1997-00
5.	1.99	Autumn Storms	2017-21
6.	2.00	Chenise Delce	2022-23
7.	2.43	Jennifer Bottoms	1998-01
8.	3.04	Valanna Lyons	2002-05
9.	3.07	Katy Henry	2005-08
10.	3.13	Blaire Perry	2002-06

**Opponent Batting Average (minimum 200 IP)**

1.	.189	Mary Haff	2018-22
2.	.200	Heather Schlichtman	2001-04
3.	.209	Chenise Delce	2022-23
4.	.225	Rachel Talley	1999-02
5.	.235	Tammy Kincaid	1997-00
6.	.239	Autumn Storms	2017-21
7.	.248	Kimmy Beasley	2011-14
8.	.261	Blaire Perry	2002-06
9.	.265	Hope McLemore	2010-13
	.265	Katy Henry	2005-08

**Wins**

1.	97	Mary Haff	2018-2022
2.	73	Heather Schlichtman	2001-04
3.	72	Tammy Kincaid	1997-00
4.	66	Autumn Storms	2017-21
5.	56	Katy Henry	2005-08
6.	52	Rachel Talley	1999-02
7.	40	Chenise Delce	2022-23
8.	35	Miranda Dixon	2007-10
9.	32	Chelsea Cohen	2010-13
10.	31	Grace Moll	2014-17

**Saves**

1.	13	Mary Haff	2018-2022
2.	10	Autumn Storms	2017-21
3.	9	Katy Henry	2005-08
	9	Rachel Talley	1999-02
	9	Tammy Kincaid	1997-00
6.	7	Miranda Dixon	2007-10
7.	6	Heather Schlichtman	2001-04
	6	Jennifer Bottoms	1998-01
9.	5	Hope McLemore	2010-13
10.	4	Valanna Lyons	2002-05

**Appearances**

1.	186	Tammy Kincaid	1997-00
2.	180	Katy Henry	2005-08
3.	175	Mary Haff	2018-2022
4.	169	Heather Schlichtman	2001-04
5.	158	Autumn Storms	2017-21
6.	151	Rachel Talley	1999-02
7.	122	Grace Moll	2014-17
8.	118	Miranda Dixon	2007-10
9.	105	Chelsea Cohen	2010-13
10.	93	Valanna Lyons	2002-05

**Games Started**

1.	138	Tammy Kincaid	1997-00
2.	129	Heather Schlichtman	2001-04
3.	120	Autumn Storms	2017-21
4.	118	Katy Henry	2005-08
5.	110	Rachel Talley	1999-02
	110	Mary Haff	2018-2022
7.	90	Grace Moll	2014-17
8.	78	Miranda Dixon	2007-10
9.	64	Valanna Lyons	2002-05
10.	58	Chelsea Cohen	2010-13

**Complete Games**

1.	116	Tammy Kincaid	1997-00
2.	94	Heather Schlichtman	2001-04
3.	70	Katy Henry	2005-08
4.	54	Mary Haff	2018-22
5.	51	Rachel Talley	1999-02
6.	44	Autumn Storms	2017-21
7.	36	Grace Moll	2014-17
8.	31	Chelsea Cohen	2010-13
9.	30	Jennifer Bottoms	1998-01
10.	29	Miranda Dixon	2007-10

**Shutouts**

1.	27	Mary Haff	2018-22
2.	26	Heather Schlichtman	2001-04
3.	19	Tammy Kincaid	1997-00
4.	15	Katy Henry	2005-08
	15	Rachel Talley	1999-02
6.	11	Autumn Storms	2017-21
	9	Jennifer Bottoms	1998-01
8.	7	Robyn Herrnon	2023-Pres.
	6	Miranda Dixon	2007-10
	6	Grace Moll	2014-17





**Career Top 10**

**Innings Pitched**

1.	1051.1	Tammy Kincaid	1997-00
2.	930.2	Heather Schlichtman	2001-04
3.	820.2	Katy Henry	2005-08
4.	757.1	Mary Haff	2018-22
5.	686.1	Rachel Talley	1999-02
6.	682.1	Autumn Storms	2017-21
7.	495.2	Grace Moll	2014-17
8.	493.2	Miranda Dixon	2007-10
9.	413.0	Chelsea Cohen	2010-13
10.	375.0	Valanna Lyons	2002-05

**Earned Runs Allowed**

1.	364	Grace Moll	2014-17
2.	360	Katy Henry	2005-08
3.	286	Tammy Kincaid	1997-00
4.	242	Miranda Dixon	2007-10
5.	230	Chelsea Cohen	2010-13
6.	211	Heather Schlichtman	2001-04
7.	201	Kim Jones	2008-11
8.	200	Mary Haff	2018-22
9.	194	Autumn Storms	2017-pres.
10.	163	Valanna Lyons	2002-05
	163	Rachel Talley	1999-02

**Errors**

1.	88	Aly Sartini	1997-00
2.	71	Tiffany Woolley	1999-02
3.	67	Brett Erickson	1997,99-00
4.	62	Kayla Johnson	2006-09
5.	60	Dayna Huckabee	2005-08
6.	45	Jennifer Cirigliano	1997-00
7.	39	Clarisa Navarro	2012-14
	39	Chloe Oprzedek	2011-14
9.	37	Brittany Griffiths	2009-11
	37	Haydi Bugarin	2016-19

**Strikeouts**

1.	886	Heather Schlichtman	2001-04
2.	821	Mary Haff	2018-22
3.	756	Katy Henry	2005-08
4.	745	Tammy Kincaid	1997-00
5.	608	Rachel Talley	1999-02
6.	504	Autumn Storms	2017-21
7.	381	Chenise Delce	2023-24
8.	372	Miranda Dixon	2007-10
9.	358	Grace Moll	2014-17
10.	312	Kimmy Beasley	2011-14

**Batters Faced**

1.	4474	Tammy Kincaid	1997-00
2.	3799	Heather Schlichtman	2001-04
3.	3553	Katy Henry	2005-08
4.	3051	Mary Haff	2018-22
5.	2951	Autumn Storms	2017-pres.
6.	2787	Rachel Talley	1999-02
7.	2515	Grace Moll	2014-17
8.	2277	Miranda Dixon	2007-10
9.	1863	Chelsea Cohen	2010-13
10.	1718	Valanna Lyons	2002-05

**Double Plays Turned**

1.	42	Kim Eiben	2000-03
2.	41	Ashley Diaz	2016-19
3.	38	Cylie Halvorson	2023-24
4.	33	Aly Sartini	1997-00
5.	32	Jennifere Cirigliano	1997-00
	32	Devon Wallace	2012-15
7.	31	Sandra Smith	2006-10
8.	30	Samantha Buckner	2005-08
9.	29	Tiffany Woolley	1999-02
10.	28	Jennifer Bottoms	1998-01

**Strikeouts/7 IP (minimum 200 IP)**

1.	8.32	Chenise Delce	2022-23
2.	7.59	Mary Haff	2018-22
3.	7.26	Kimmy Beasley	2011-14
4.	6.66	Heather Schlichtman	2001-04
5.	6.45	Katy Henry	2005-08
6.	6.20	Rachel Talley	1999-02
7.	5.82	Hope McLemore	2010-13
8.	5.39	Kim Jones	2008-11
9.	5.27	Miranda Dixon	2007-10
10.	5.17	Autumn Storms	2017-21

**Fielding Percentage (minimum 100 chances)**

1.	.997	Kennedy Miller	2024-Pres.
2.	.993	Taylor Ellsworth	2022
2.	.992	Lisa Nieman	2002-03
3.	.990	Leslie Dixon	2008-11
4.	.989	Kayla Green	2018-21
	.989	Danica White	1999-02
	.989	Devon Wallace	2012-15
	.989	Bri Ellis	2024-Pres.
8.	.988	Ashley Diaz	2016-19
9.	.986	Danielle Gibson	2019-22
10.	.985	Whitney Cloer	2006-09
	.985	Samantha Buckner	2005-08
	.985	Shana Easley	2003-06

**Caught Stealing By**

1.	60	Danica White	1999-02
2.	59	Jayme Gee	2011-14
3.	52	Shana Easley	2003-06
4.	49	Jennifer Cirigliano	1997-00
5.	45	Whitney Cloer	2006-09
6.	44	Heather Schlichtman	2001-04
	44	Tammy Kincaid	1997-00
8.	35	Kayla Green	2018-21
9.	30	Grace Moll	2014-17
	30	Rachel Talley	1999-02

**Walks**

1.	385	Grace Moll	2014-17
2.	270	Heather Schlichtman	2001-04
3.	210	Tammy Kincaid	1997-00
4.	201	Katy Henry	2005-08
5.	190	Kim Jones	2008-11
6.	180	Valanna Lyons	2002-05
7.	160	Mary Haff	2018-22
8.	147	Chelsea Cohen	2010-13
9.	124	Miranda Dixon	2007-10
10.	123	Autumn Storms	2017-21

**Chances**

1.	1697	Kim Eiben	2000-03
2.	1682	Jennifer Cirigliano	1997-00
3.	1480	Danica White	1999-02
4.	1432	Ashley Diaz	2016-19
5.	1362	Shana Easley	2003-06
6.	1319	Kayla Green	2018-21
7.	1251	Samantha Buckner	2005-08
8.	1241	Whitney Cloer	2006-09
9.	1157	Jayme Gee	2011-14
10.	930	Sandra Smith	2006-10

**Walks/7 IP (minimum 200 IP)**

1.	1.22	Rachel Talley	1999-02
2.	1.26	Autumn Storms	2017-21
3.	1.40	Tammy Kincaid	1997-00
4.	1.47	Mary Haff	2018-22
5.	1.71	Katy Henry	2005-08
6.	1.76	Miranda Dixon	2007-10
7.	1.91	Jennifer Bottoms	1998-01
8.	2.03	Heather Schlichtman	2001-04
9.	2.48	Hope McLemore	2010-13
10.	2.49	Chelsea Cohen	2010-13

**Putouts**

1.	1563	Kim Eiben	2000-03
2.	1412	Jennifer Cirigliano	1997-00
3.	1380	Ashley Diaz	2016-18
4.	1302	Danica White	1999-02
5.	1233	Shana Easley	2003-06
6.	1230	Kayla Green	2018-21
7.	1150	Samantha Buckner	2005-08
8.	1122	Whitney Cloer	2006-09
9.	1046	Jayme Gee	2011-14
10.	880	Devon Wallace	2012-15

**Hits Allowed**

1.	949	Tammy Kincaid	1997-00
2.	840	Katy Henry	2005-08
3.	677	Heather Schlichtman	2001-04
4.	649	Autumn Storms	2017-21
5.	596	Grace Moll	2014-17
6.	575	Rachel Talley	1999-02
7.	568	Miranda Dixon	2007-10
8.	523	Mary Haff	2018-22
9.	461	Chelsea Cohen	2010-13
10.	396	Kim Jones	2008-11

**Assists**

1.	558	Tiffany Woolley	1999-02
2.	458	Brett Erickson	1997,99-00
3.	400	Aly Sartini	1997-00
4.	395	Autumn (Russell) Buczek	2015-18
5.	372	Chloe Oprzedek	2011-14
6.	367	Dayna Huckabee	2005-08
7.	347	Blaire Perry	2002-06
8.	339	Tammy Kincaid	1997-00
9.	334	Hannah Gammill	2021-24
10.	306	Heather Schlichtman	2001-04



Individual Single-Season Top 10

.190	Heather Schlichtman	2002
6. .192	Mary Haff	2021
7. .198	Heather Schlichtman	2004
8. .200	Chenise Delce	2023
9. .215	Kimmy Beasley	2013
10. .217	Rachel Talley	2002
.217	Tammy Kincaid	2000

**Wins**

1. 29	Mary Haff	2018
2. 26	Mary Haff	2021
3. 26	Heather Schlichtman	2001
4. 24	Tammy Kincaid	2000
5. 22	Tammy Kincaid	1999
6. 21	Chenise Delce	2023
7. 20	Mary Haff	2022
20	Autumn Storms	2019
20	Katy Henry	2008
10. 19	Chenise Delce	2022
19	Heather Schlichtman	2002

**Saves**

1. 5	Mary Haff	2021
5	Mary Haff	2019
5	Tammy Kincaid	2000
4. 4	Chenise Delce	2023
4	Autumn Storms	2021
4	Miranda Dixon	2009
4	Katy Henry	2006
4	Rachel Talley	2001
8. 3	Chenise Delce	2022
3	Jenna Bloom	2020
3	Hope McLemore	2010
3	Sarah Topham	2005
3	Rachel Talley	2002
3	Jennifer Bottoms	2000
3	Jennifer Bottoms	1999

**Appearances**

1. 51	Katy Henry	2007
51	Tammy Kincaid	2000
3. 48	Tammy Kincaid	1997
4. 47	Heather Schlichtman	2001
5. 46	Katy Henry	2008
6. 45	Mary Haff	2018
7. 44	Sydney Wright	2015
44	Heather Schlichtman	2004
44	Tammy Kincaid	1999
10. 43	Autumn Storms	2019
43	Katy Henry	2006
43	Tammy Kincaid	1998

**Games Started**

1. 45	Tammy Kincaid	1997
2. 34	Heather Schlichtman	2004
34	Heather Schlichtman	2001
34	Tammy Kincaid	1998
5. 33	Autumn Storms	2017
33	Katy Henry	2008
6. 32	Autumn Storms	2019
32	Katy Henry	2007
32	Heather Schlichtman	2002
32	Rachel Talley	2000

**Complete Games**

1. 44	Tammy Kincaid	1997
2. 30	Tammy Kincaid	1998
3. 27	Heather Schlichtman	2001
27	Heather Schlichtman	2001
5. 25	Grace Moll	2016
6. 22	Heather Schlichtman	2002
7. 21	Katy Henry	2007
21	Tammy Kincaid	2000
21	Tammy Kincaid	1999
10. 20	Katy Henry	2008

<b>Shutouts</b>			
1. 11	Mary Haff	2018	
2. 11	Heather Schlichtman	2001	
3. 9	Heather Schlichtman	2002	
4. 8	Tammy Kincaid	1999	
5. 7	Mary Haff	2019	
7	Katy Henry	2007	
7	Tammy Kincaid	2000	
8. 6.	Chenise Delce	2023	
6	Heather Schlichtman	2004	
10. 5	Chenise Delce	2022	
5	Mary Haff	2021	
5	Katy Henry	2006	
5	Robyn Herron	2024	

**Innings Pitched**

1. 309.2	Tammy Kincaid	1997
2. 266.0	Heather Schlichtman	2004
3. 256.2	Heather Schlichtman	2001
4. 253.0	Tammy Kincaid	1998
5. 244.1	Tammy Kincaid	2000
244.1	Tammy Kincaid	1999
7. 230.1	Katy Henry	2007
8. 222.1	Katy Henry	2008
9. 218.1	Katy Henry	2006
10. 213.1	Mary Haff	2018

**Strikeouts**

1. 305	Heather Schlichtman	2004
2. 249	Mary Haff	2018
3. 224	Katy Henry	2007
4. 219	Katy Henry	2006
5. 203	Heather Schlichtman	2001
6. 200	Heather Schlichtman	2002
200	Tammy Kincaid	1997
8. 198	Mary Haff	2021
9. 193	Chenise Delce	2023
193	Tammy Kincaid	1999

**Strikeouts/7 IP (minimum 100 IP)**

1. 9.30	Kimmy Beasley	2013
2. 8.70	Chenise Delce	2022
3. 8.17	Mary Haff	2018
4. 8.03	Heather Schlichtman	2004
5. 7.99	Robyn Herron	2024
6. 7.86	Mary Haff	2019
7. 7.50	Chenise Delce	2023
8. 7.28	Mary Haff	2022
7.28	Chelsea Cohen	2013
10. 7.23	Rachel Talley	2002

**Walks**

1. 93	Kim Jones	2009
2. 79	Heather Schlichtman	2004
79	Heather Schlichtman	2002
4. 74	Valanna Lyons	2003
5. 68	Sydney Wright	2015
68	Tammy Kincaid	2000
7. 64	Heather Schlichtman	2003
8. 63	Grace Moll	2014
9. 62	Chelsea Cohen	2012
62	Katy Henry	2008

**Walks/7 IP (minimum 100 IP)**

1. 0.97	Tammy Kincaid	1999
2. 1.01	Autumn Storms	2019
3. 1.18	Rachel Talley	1999
4. 1.19	Rachel Talley	2001
5. 1.22	Tammy Kincaid	1997
6. 1.24	Rachel Talley	2002
7. 1.26	Miranda Dixon	2007
8. 1.30	Rachel Talley	2000
9. 1.31	Heather Schlichtman	2001
10. 1.37	Mary Haff	2021

<b>Batters Faced</b>			
1. 1372	Tammy Kincaid	1997	
2. 1251	Grace Moll	2016	
3. 1088	Tammy Kincaid	1998	
4. 1083	Heather Schlichtman	2004	
5. 1029	Tammy Kincaid	2000	
6. 1007	Katy Henry	2007	
7. 1003	Heather Schlichtman	2001	
8. 985	Tammy Kincaid	1999	
9. 968	Katy Henry	2008	
10. 924	Katy Henry	2006	

**Field Percentage (minimum 40 chances)**

1. 1.000	Taylor Greene	2019
1.000	Devon Wallace	2015
1.000	Stephanie Brewer	2010
1.000	Leslie Dixon	2008
1.000	Katy Henry	2008
1.000	Brittany Robison	2008
1.000	Jocelyne Moncrief	2007
1.000	Andy Wharton	2001
9. .997	Kennedy Miller	2024
.995	Kayla Green	2021
.995	Sandra Smith	2010
.995	Danica White	1999

**Putouts**

1. 552	Jennifer Cirigliano	1999
2. 511	Kim Eiben	2002
3. 471	Kim Eiben	2000
4. 474	Ashley Diaz	2017
5. 450	Jennifer Bottoms	2001
6. 419	Shana Easley	2004
7. 416	Kim Eiben	2003
8. 406	Cylie Halvorson	2023
9. 404	Kris Hightower	1998
10. 402	Taylor Ellsworth	2022

**Assists**

1. 177	Tiffany Woolley	1999
2. 156	Brett Erickson	1997
3. 154	Brett Erickson	2000
4. 153	Tiffany Woolley	2002
5. 148	Brett Erickson	1999
6. 140	Cortney Mitchell	2001
7. 137	Tiffany Woolley	2000
8. 135	Autumn Buczek	2018
9. 134	Autumn Buczek	2017
10. 131	AJ Belans	2017
131	Madison Yannetti	2016

**Errors**

1. 30	Aly Sartini	1997
30	Brett Erickson	1997
3. 27	Aly Sartini	1998
4. 26	Tiffany Woolley	2000
5. 25	Brett Erickson	2000
25	Tiffany Woolley	1999
7. 21	Cortney Mitchell	2002
8. 20	Dayna Huckabee	2008
9. 19	Brittany Griffiths	2010
19	Kayla Johnson	2006
19	Aly Sartini	1999
19	Augrista Belford	1997

Single-Game Top 10 | Team

**At Bats**

1.	71	Alabama	3/21/99
2.	50	at McNeese	2/20/21
3.	47	at UCSB	2/27/98
4.	46	Furman	4/13/19
5.	43	at #7 Oklahoma	5/17/08
	43	at FIU	1/31/02
	43	at Jacksonville State	3/16/98
8.	41	at South Carolina	3/13/21
9.	40	at Auburn	4/15/18
10.	39	Drake	2/24/23
	39	at Missouri	4/13/13

**Runs Scored**

1.	20	Mississippi Valley State	3/8/14
	20	North Dakota State	2/21/14
3.	19	Lehigh	3/11/22
4.	18	Mississippi State	3/28/10
	18	Saint Louis	2/24/08
6.	17	Auburn	4/9/22
	17	Northern Iowa	5/2/13
8.	15	Longwood	2/19/22
	15	Nebraska	2/9/20
	15	SIUE	2/23/19
	15	Marist	2/23/18
	15	Loyola Marymount	2/17/17
	15	Buffalo	3/4/16
	15	at Ole Miss	3/23/14
	15	Wichita State	2/24/24

**Hits**

1.	20	Buffalo	3/4/16
2.	19	Kentucky	3/31/07
	19	vs Houston	2/9/01
4.	18	Nebraska	2/9/20
	18	Kansas City	4/29/09
	18	Alabama	3/21/99
	18	at Jacksonville State	3/16/98
8.	16	Lamar	3/3/17
	16	Mississippi Valley State	3/8/14
10.	15	Kansas City	3/4/22
	15	SIUE	2/23/19
	15	Northern Colorado	2/15/19
	15	at Jackson State	4/25/17
	15	vs Loyola Marymount	2/17/17
	15	at Belmont	2/10/12

**RBIs**

1.	18	Lehigh	3/11/22
	18	Mississippi Valley State	3/8/14
	18	Mississippi State	3/28/10
4.	17	Auburn	4/10/22
	17	vs North Dakota	2/21/14
6.	15	vs Loyola Marymount	2/17/17
	15	Buffalo	3/4/16
	15	Northern Iowa	3/2/13
	15	Kansas City	4/29/09
	15	Saint Louis	2/24/08

**Doubles**

1.	7	Lamar	3/4/17
	7	Missouri State	4/28/10
3.	6	Villanova	2/29/20
	6	Northern Colorado	2/15/19
	6	UMKC	3/7/17
	6	UMKC	3/7/17
	6	Murray State	2/23/13
	6	UT Martin	4/14/12
9.	5	Boston U	3/2/19
	5	Buffalo	3/4/16
	5	Mississippi Valley State	3/8/14

**Triples**

1.	3	Centenary	3/7/99
2.	2	15 Times	
		Most recently vs. South Carolina on 4/14/24	

**Home Runs**

1.	7	Lehigh	3/11/22
2.	6	Missouri State	4/6/21
3.	5	Northwestern State	3/5/21
	5	Texas Tech	2/26/21
	5	vs Loyola Marymount	2/17/17
	5	at North Texas	2/11/17
7.	4	34 Times	
		Most recently: at Auburn 3/16/24	

**Total Bases**

1.	40	Lehigh	3/11/22
	33	SIUE	2/23/19
	33	Buffalo	3/4/16
4.	32	vs Loyola Marymount	2/17/17
5.	31	Missouri State	4/6/21
6.	30	Missouri State	3/5/22
	30	at North Texas	2/11/17
8.	29	Kentucky	4/18/23
	29	vs Nebraska	2/9/20
	29	Mississippi Valley State	3/8/14

**Walks**

1.	13	vs North Dakota State	2/21/14
	13	Mississippi State	3/28/10
3.	12	vs UTEP	2/7/20
	12	Mississippi Valley State	3/9/14
	12	at FGCU	2/22/14
	12	Florida	3/25/00
7.	11	Oklahoma State	2/11/21
	11	Stephen F. Austin	2/28/14
	11	Savannah State	3/20/13
10.	10	at UNLV	2/10/23
	10	at Notre Dame	4/29/17
	10	Ole Miss	3/27/15

**Sacrifice Flies**

1.	3	vs Binghamton	2/19/16
2.	2	24 Times	
		Most recently vs Northern Iowa on 3/9/24	

**Sacrifice Hits**

1.	6	at South Carolina	3/17/10
	6	at Long Beach State	2/8/02
	6	Tulsa	4/9/97
4.	5	Six Times	
		Most recently at Kentucky on 3/20/10	

**Stolen Bases**

1.	6	Kentucky	4/23/05
	6	vs Loyola Marymount	3/13/99
3.	5	Eight Times	
		Most recently vs Marist on 2/21/15	

**Innings Pitched**

1.	19	Alabama	3/21/99
2.	14	at McNeese	2/20/21
3.	12	vs Furman	4/13/19
	12	at South Carolina	4/15/00
	12	at UCSB	2/27/98
6.	11	Six Times	
		Most recently at Missouri on 4/13/13	

**Batters Faced**

1.	59	at McNeese	2/20/21
2.	50	at Missouri	4/14/13
3.	49	vs Furman	4/13/19
4.	46	Texas	3/14/15
5.	45	Auburn	4/16/16
	45	Mississippi State	4/6/15
	45	Texas A&M	3/30/14
8.	44	at Kentucky	4/11/12
9.	43	at South Carolina	3/13/21
	43	Texas	3/15/15
	43	Texas	3/16/15
	43	Alabama	5/2/15

**Strikeouts**

1.	19	Drake	2/24/23
	19	Furman	4/13/19

3.	16	Jacksonville State	3/2/13
4.	15	at Tennessee	3/23/19
	15	at Fordham	2/19/18
	15	Auburn	5/3/13
	15	Jacksonville State	3/3/13
8.	14	Maryland	3/11/22
9.	13	Wichita State	2/19/22
	13	Marist	2/23/20
	13	vs UIC	2/15/20
	13	Boston U	3/2/19
	13	SEMO	2/21/19
	13	Campbell	2/10/19
	13	at Saint Louis	4/10/18
	13	Saint Louis	2/24/13

**Walks Allowed**

1.	14	at Texas A&M	4/1/16
2.	11	at Tennessee	3/11/16
	11	at Missouri	4/14/13
4.	10	Oklahoma State	3/2/16
	10	UMKC	2/27/16
	10	Mississippi State	4/6/15

**Runs Allowed**

1.	23	Auburn	4/16/16
2.	21	Auburn	4/15/16
3.	18	at Tennessee	5/11/16
	18	at Mississippi State	4/26/14
5.	16	Kentucky	3/30/19
	16	Mississippi State	4/6/15

**Hits Allowed**

1.	20	Auburn	4/16/16
2.	19	South Carolina	4/8/16
	19	at Kentucky	4/11/12
4.	17	at Mississippi State	4/26/14
5.	16	Auburn	4/15/16
	16	Alabama	5/2/15
	16	Ole Miss	3/7/12

**Home Runs Allowed**

1.	4	Auburn	4/16/16
	4	at Oklahoma	4/8/15
	4	Florida	5/3/14
	4	at Ole Miss	3/21/14
	4	Mississippi State	3/24/24

**Chances**

1.	55	at McNeese	2/20/21
2.	45	Furman	4/13/19
3.	43	Texas	3/14/15
4.	42	at South Carolina	3/13/21
	42	Stephen F. Austin	2/28/14
6.	41	vs Campbell	2/8/19
	41	Auburn	4/21/18
8.	40	vs UConn	2/25/17
	40	Alabama	5/3/15
	40	vs UT Martin	2/27/15
	40	at Missouri	4/13/13

**Putouts**

1.	42	at McNeese	2/20/21
2.	36	Furman	4/13/19
3.	33	Drake	2/24/23
	33	at Missouri	4/13/13
5.	30	Liberty	3/16/21
	30	at South Carolina	3/13/21
	30	at Auburn	4/21/18
8.	27	Alabama	4/19/24
	27	Texas	3/14/15
	27	vs Colorado State	2/8/13

**Assists**

1.	18	Stephen F. Austin	2/28/14
2.	17	Alabama	4/19/24
	17	Alabama	5/3/15
3.	16	at Missouri	4/8/17
	16	at Tennessee	5/16/16
	16	Florida	5/4/14

**Errors**

1.	6	vs Campbell	2/8/19
	6	Texas	3/15/15
	6	Texas A&M	3/29/14
	6	ULM	2/24/13
5.	5	Tulsa	5/16/19
	5	vs UCF	2/14/15
	5	Florida	5/3/14

Single-Season Top 10 | Team

**Batting Average**

1.	.331 (506-1529)	2022
2.	.304 (432-1438)	2014
3.	.288 (428-1487)	2019
4.	.284 (406-1430)	2017
5.	.283 (401-1415)	2013
6.	.279 (434-1554)	2018
7.	.278 (391-1408)	2024
8.	.277 (423-1525)	2023
9.	.267 (461-1726)	2008
10.	.261 (375-1438)	2021

**Slugging Percentage**

1.	.602 (1520 AB)	2022
2.	.505 (1438 AB)	2021
3.	.484 (1422 AB)	2014
4.	.473 (1525 AB)	2023
5.	.470 (1415 AB)	2013
6.	.468 (1430 AB)	2017
7.	.450 (1408 AB)	2024
8.	.445 (1487 AB)	2019
9.	.443 (1554 AB)	2018
10.	.434 (1726 AB)	2008

**On-Base Percentage**

1.	.429 (1529 AB)	2022
2.	.410 (1438 AB)	2014
3.	.390 (1415 AB)	2013
4.	.375 (1525 AB)	2023
5.	.374 (1438 AB)	2021
	.374 (1487 AB)	2019
7.	.367 (1430 AB)	2017
8.	.364 (1408 AB)	2024
9.	.355 (1434 AB)	2012
10.	.353 (1478 AB)	2010

**Games Played**

1.	75	2000
	75	1999
3.	68	2002
4.	66	2008
	66	2001
6.	64	2007
7.	62	2005
8.	61	2006
9.	60	2003
10.	59	2022
	59	2023
	59	2018
	59	1998

**At-Bats**

1.	1932	2000
2.	1902	1999
3.	1781	2002
4.	1726	2008
5.	1656	2001
6.	1647	2007
7.	1596	2005
8.	1554	2018
9.	1535	2006
10.	1529	2022

**Runs Scored**

1.	422	2022
2.	359	2014
3.	341	2023
4.	304	2013
5.	299	2008
6.	292	2021
7.	284	2019
	284	2018
9.	273	2017
10.	271	2024

**Hits**

1.	506	2022
2.	479	2000
3.	461	2008
4.	458	2002
5.	455	1999
6.	434	2018
7.	432	2014
8.	428	2019
9.	423	2023
10.	406	2017

**Doubles**

1.	81	2000
2.	76	2022
3.	75	2008
4.	73	2023
	73	2019
	73	2010
7.	70	2009
8.	68	2017
9.	67	2018
	67	2012

**Triples**

1.	14	2014
	14	1999
3.	13	2007
4.	11	2018
	11	1997
5.	10	2024
	10	2015
	10	2011
7.	9	2023
	9	2017
	9	2013
	9	2012
	9	2009
	9	2008
	9	2005
	9	2000

**Home Runs**

1.	109	2022
2.	95	2021
3.	69	2023
4.	65	2008
5.	61	2013
6.	60	2012
7.	59	2017
8.	58	2010
9.	56	2024
10.	55	2018

**RBI**

1.	388	2022
2.	325	2014
3.	318	2023
4.	278	2021
5.	274	2013
6.	267	2008
7.	263	2019
8.	256	2018
9.	255	2024
10.	246	2017

**Total Bases**

1.	921	2022
2.	749	2008
3.	726	2021
4.	721	2023
5.	688	2018
	688	2014
7.	669	2017
8.	665	2013
9.	661	2019

10.	633	2024
-----	-----	------

**Walks**

1.	231	2014
2.	229	2013
3.	212	2022
4.	208	2021
5.	202	2010
6.	196	2012
7.	185	2015
8.	173	2017
9.	166	2018
10.	162	2019
	162	2008

**Hit By Pitch**

1.	64	2022
2.	57	2021
3.	56	2019
4.	51	2023
5.	47	2024
6.	43	2012
7.	40	2002
8.	37	2001
9.	36	2014
10.	34	1999

**Most Strikeouts**

1.	423	2004
2.	414	2007
3.	379	2005
4.	378	2011
5.	347	2006
6.	342	2008
7.	337	2010
8.	320	2012
	320	2000
10.	313	2023

**Fewest Strikeouts**

1.	192	2024
2.	204	2014
3.	207	2018
4.	223	1997
5.	226	2001
6.	237	2013
7.	241	2022
	241	2002
9.	247	2015
10.	263	1998

**Sacrifice Flies**

1.	22	2019
2.	21	2018
3.	19	2024
4.	17	2023
	17	2022
6.	15	2014
7.	14	2013
8.	13	2010
9.	11	2000
	11	1999

**Stolen Bases**

1.	97 (97-126)	1999
2.	69 (69-100)	2002
3.	60 (60-70)	2005
4.	58 (58-83)	2004
5.	56 (56-80)	2000
6.	55 (55-64)	2013
7.	54 (54-67)	2007
8.	53 (53-74)	2006
	53 (53-75)	2003
10.	52 (52-63)	2015
	52 (52-61)	2014

**Earned Run Average**

1.	1.18 (449.1 IP).....	2001
2.	1.49 (522.1 IP).....	2000
3.	1.57 (475.2 IP).....	2002
4.	1.75 (526.2 IP).....	1999
5.	1.94 (407.1 IP).....	1998
6.	2.07 (375.1 IP).....	2019
7.	2.18 (379.0 IP).....	2021
	2.18 (363.2 IP).....	2024
9.	2.34 (388.1 IP).....	2018
10.	2.45 (409.1 IP).....	2004

**Opponent Batting Average**

1.	.208 (475.2 IP).....	2002
2.	.208 (449.1 IP).....	2001
3.	.210 (383.0 IP).....	2023
4.	.217 (379.0 IP).....	2021
5.	.218 (388.1 IP).....	2018
6.	.220 (375.1 IP).....	2019
7.	.224 (363.2 IP).....	2024
8.	.226 (522.1 IP).....	2000
9.	.229 (409.1 IP).....	2004
10.	.234 (380.2 IP).....	2022

**Wins**

1.	48 (48-11).....	2022
2.	46 (46-29).....	1999
3.	44 (44-31).....	2000
4.	43 (43-11).....	2021
5.	42 (42-17).....	2018
6.	40 (40-19).....	2023
7.	39 (39-28).....	2002
8.	38 (38-20).....	2019
9.	37 (37-29).....	2008
	37 (37-18).....	2024

**Saves**

1.	9.....	2021
2.	8.....	2000
3.	7.....	2019
	7.....	2002
	7.....	1999
6.	6.....	2001
	6.....	2022
8.	5.....	2023
	5.....	2018
	5.....	2013
	5.....	2008
	5.....	2005

**Complete Games**

1.	54.....	1997
2.	46.....	2001
	46.....	1998
4.	40.....	2000
5.	38.....	2002
6.	37.....	1999
7.	36.....	2003
8.	34.....	2004
9.	28.....	2007
10.	27.....	2016
	27.....	2012
	27.....	2009

**Most Shutouts**

1.	21.....	2001
2.	17.....	2023
	17.....	1999
4.	16.....	2002
5.	15.....	2018
6.	14.....	2024
	14.....	2000
8.	13.....	2022
9.	12.....	2019
	12.....	2006

**Innings Pitched**

1.	526.2.....	1999
2.	522.1.....	2000
3.	475.2.....	2002
4.	449.1.....	2001
5.	436.0.....	2008
6.	418.2.....	2006
7.	417.1.....	2007
8.	409.1.....	2004
9.	407.1.....	1998
10.	401.0.....	2005

**Strikeouts**

1.	424.....	2002
2.	415.....	1999
3.	407.....	2022
4.	401.....	2004
5.	385.....	2008
6.	384.....	2013
7.	380.....	2023
8.	377.....	2018
9.	375.....	2006
10.	370.....	2000

**Strikeouts/7 IP**

1.	9.34 (380.2 IP).....	2022
2.	7.48 (359.1 IP).....	2013
3.	6.94 (383.0 IP).....	2023
4.	6.86 (409.1 IP).....	2004
5.	6.80 (388.1 IP).....	2018
6.	6.75 (375.1 IP).....	2019
7.	6.27 (418.2 IP).....	2006
8.	6.24 (475.2 IP).....	2002
9.	6.18 (436.0 IP).....	2008
10.	6.16 (363.2 IP).....	2024

**Walks Allowed**

1.	315.....	2016
2.	206.....	2014
3.	198.....	2009
4.	195.....	2015
5.	166.....	2004
6.	161.....	2003
7.	154.....	2011
8.	153.....	2023
9.	152.....	2005
10.	150.....	2013

**Fewest Walks Allowed**

1.	73.....	2019
2.	76.....	1997
3.	85.....	2001
4.	88.....	2021
	88.....	2018
6.	91.....	1998
7.	92.....	1999
8.	98.....	2007
9.	116.....	2022
	116.....	2017

**Walks/7 IP**

1.	1.22 (526.2 IP).....	1999
2.	1.32 (449.1 IP).....	2001
3.	1.36 (375.1 IP).....	2019
4.	1.39 (382.1 IP).....	1997
5.	1.56 (407.1 IP).....	1998
6.	1.59 (388.1 IP).....	2018
7.	1.63 (379.0 IP).....	2021
8.	1.64 (417.1 IP).....	2007
9.	1.76 (522.1 IP).....	2000
10.	2.07 (436.0 IP).....	2008

**Batters Faced**

1.	2201.....	2000
2.	2178.....	1999
3.	1947.....	2002
4.	1928.....	2008
5.	1880.....	2007
6.	1867.....	2016
7.	1849.....	2006
8.	1847.....	2005
9.	1795.....	2003
10.	1781.....	2001

**Fielding Percentage**

1.	.978 (1091-403-33).....	2024
2.	.973 (1142-339-41).....	2022
	.973 (1137-351-41).....	2021
4.	.971 (1149-438-48).....	2023
5.	.968 (1036-533-52).....	2017
6.	.966 (1348-724-72).....	2001
7.	.965 (1144-437-58).....	2010
8.	.964 (1427-643-78).....	2002
9.	.963 (1165-410-60).....	2018
	.963 (1078-309-53).....	2013

**Putouts**

1.	1579.....	1999
2.	1567.....	2000
3.	1427.....	2002
4.	1348.....	2001
5.	1308.....	2008
6.	1256.....	2006
7.	1252.....	2007
8.	1228.....	2004
9.	1222.....	1998
10.	1203.....	2005

**Assists**

1.	803.....	2000
2.	792.....	1999
3.	724.....	2001
4.	643.....	2002
5.	598.....	1997
6.	570.....	1998
7.	561.....	2003
8.	533.....	2017
9.	518.....	2016
10.	491.....	2004

**Errors**

1.	134.....	1997
2.	126.....	2000
3.	121.....	1998
4.	106.....	1999
5.	90.....	2007
6.	87.....	2019
7.	84.....	2004
8.	82.....	2008
9.	78.....	2011
	78.....	2002

**Double Plays**

1.	30.....	1999
2.	28.....	2001
3.	27.....	2024
4.	25.....	2016
5.	24.....	2023
	24.....	2004
7.	23.....	2009
8.	22.....	2003
9.	21.....	2014
10.	20.....	1997

Year-by-Year Leaders

**Batting Average**

1997	Kim Bryant	326
1998	Dana Gulick	312
1999	Dana Gulick	311
2000	Brett Erickson	352
2001	Danica White	313
2002	Blaire Perry	310
2003	Kim Eiben	345
2004	Rachel LeMaster	298
2005	Rachel LeMaster	363
2006	Blaire Perry	301
2007	Jessica Bachkora	291
2008	Kayla Johnson	338
2009	Whitney Cloer	335
2010	Jessica Bachkora	373
2011	Becca Carden	335
2012	Devon Wallace	367
2013	Stephanie Canfield	381
2014	Clarisa Navarro	353
2015	Devon Wallace	354
2016	Ashley Diaz	331
2017	Autumn Russell	349
2018	Hannah McEwen	339
2019	Hannah McEwen	386
2020	Hannah McEwen	418
2021	Braxton Burnside	357
2022	Danielle Gibson	445
2023	Reagan Johnson	378
2024	Reagan Johnson	380

**Slugging Percentage**

1997	Kim Bryant	418
1998	Sheri Wahrmond	364
1999	Jennifer Cirigliano	407
2000	Brett Erickson	467
2001	Julie Young	405
2002	Cortney Mitchell	497
2003	Kim Eiben	476
2004	Kallie Foglesong	329
2005	Rachel LeMaster	403
2006	Dayna Huckabee	415
2007	Whitney Cloer	438
2008	Miranda Dixon	623
2009	Whitney Cloer	438
2010	Jessica Bachkora	740
2011	Becca Carden	551
2012	Devon Wallace	733
2013	Devon Wallace	768
2014	Devon Wallace	653
2015	Devon Wallace	542
2016	Ashley Diaz	575
2017	Nicole Schroeder	767
2018	Hannah McEwen	582
2019	Danielle Gibson	640
2020	Braxton Burnside	620
2021	Braxton Burnside	892
2022	Linnie Malkin	870
2023	Rylin Hedgecock	774
2024	Bri Ellis	651

**On-Base Percentage**

1997	Kim Bryant	375
1998	Jennifer Cirigliano	373
1999	Jennifer Cirigliano	368
2000	Brett Erickson	406
2001	Danica White	367
2002	Cortney Mitchell	364
2003	Kim Eiben	405
2004	Rachel LeMaster	333
2005	Rachel LeMaster	399
2006	Mindy O'Malley	327
2007	Jessica Bachkora	338
2008	Miranda Dixon	427
2009	Whitney Cloer	412
2010	Jessica Bachkora	500
2011	Courtney Breauff	397
2012	Devon Wallace	548
2013	Devon Wallace	627
2014	Devon Wallace	534
2015	Devon Wallace	516
2016	Shelby Hiers	388
2017	Nicole Schroeder	467
2018	Hannah McEwen	411
2019	Hannah McEwen	425
2020	Hannah McEwen	565
2021	Braxton Burnside	507
2022	Hannah Gammill	513
2023	Rylin Hedgecock	459
2024	Bri Ellis	444

**At-Bats**

1997	Jennifer Cirigliano	175
	Brett Erickson	175
1998	Dana Gulick	186

1999	Dana Gulick	235
2000	Erin Stokley	231
2001	Danica White	192
2002	Blaire Perry	216
2003	Kim Eiben	168
2004	Mindy O'Malley	161
2005	Rachel LeMaster	201
2006	Mindy O'Malley	180
2007	Rachel LeMaster	211
2008	Kayla Johnson	210
2009	Jessica Bachkora	178
2010	Jessica Bachkora	177
2011	Becca Carden	158
2012	Clarisa Navarro	184
2013	Clarisa Navarro	175
2014	Stephanie Canfield	181
2015	Stephanie Canfield	150
2016	Autumn Russell	167
2017	Autumn Russell	166
2018	Autumn Buczek	204
2019	Hannah McEwen	189
2020	Braxton Burnside	79
2021	Danielle Gibson	172
2022	Hannah McEwen	186
2023	Reagan Johnson	209
2024	Reagan Johnson	192

**Runs Scored**

1997	Augrista Belford	19
1998	Dana Gulick	35
1999	Dana Gulick	39
2000	Dana Gulick	37
2001	Cortney Mitchell	18
	Danica White	18
2002	Cortney Mitchell	26
2003	Julie Young	23
2004	Blaire Perry	19
2005	Mindy O'Malley	32
2006	Mindy O'Malley	27
2007	Jessica Bachkora	30
2008	Kayla Johnson	53
2009	Jessica Bachkora	32
	Kayla Johnson	32
2010	Jessica Bachkora	62
2011	Becca Carden	24
2012	Devon Wallace	39
2013	Devon Wallace	55
2014	Devon Wallace	53
2015	Devon Wallace	37
2016	Shelby Hiers	28
	Autumn Russell	28
2017	Shelby Hiers	36
2018	Hannah McEwen	45
2019	Hannah McEwen	43
2020	Hannah McEwen	27
2021	Braxton Burnside	51
2022	KB Sides	67
2023	Reagan Johnson	47
2024	Bri Ellis	36

**Hits**

1997	Jennifer Cirigliano	57
1998	Dana Gulick	58
1999	Dana Gulick	73
2000	Brett Erickson	80
2001	Danica White	60
2002	Blaire Perry	67
2003	Kim Eiben	58
2004	Rachel LeMaster	45
2005	Rachel LeMaster	73
2006	Blaire Perry	50
2007	Jessica Bachkora	58
2008	Kayla Johnson	71
2009	Whitney Cloer	54
2010	Jessica Bachkora	66
2011	Becca Carden	53
2012	Clarisa Navarro	62
2013	Stephanie Canfield	56
	Clarisa Navarro	56
2014	Stephanie Canfield	63
2015	Devon Wallace	51
2016	Ashley Diaz	53
2017	Autumn Russell	58
2018	Autumn Buczek	64
	Hannah McEwen	64
2019	Hannah McEwen	73
2020	Hannah McEwen	31
2021	Danielle Gibson	61
2022	Danielle Gibson	81
2023	Reagan Johnson	79
2024	Reagan Johnson	73

**Doubles**

1997	Jennifer Cirigliano	11
------	---------------------	----

1998	Aly Sartini	10
1999	Jennifer Cirigliano	12
	Brett Erickson	12
2000	Brett Erickson	21
2001	Cortney Mitchell	10
2002	Cortney Michell	12
2003	Kim Eiben	14
2004	Kallie Foglesong	7
	Candice Swan	7
2005	Kallie Foglesong	12
2006	Dayna Huckabee	10
2007	Jessica Bachkora	10
2008	Miranda Dixon	15
2009	Whitney Cloer	13
2010	Jessica Bachkora	18
2011	Becca Carden	10
2012	Clarisa Navarro	11
2013	Clarisa Navarro	11
2014	Clarisa Navarro	12
2015	Kasey Fagan	8
2016	Nicole Schroeder	8
2017	A.J. Belans	12
2018	Kayla Green	12
2019	Hannah McEwen	12
2020	Hannah McEwen	6
2021	Danielle Gibson	16
2022	Taylor Ellsworth	14
	Danielle Gibson	14
2023	Kacie Hoffman	11
2024	Cylie Halvorson	11

**Triples**

1997	Kim Bryant	4
1998	Sheri Wahrmond	4
1999	Sheri Wahrmond	4
2000	Danica White	3
2001	Cortney Mitchell	3
2002	Danica White	4
2003	Candice Swan	2
	Julie Young	2
2004	Blaire Perry	2
2005	Rachel LeMaster	3
	Mindy O'Malley	3
2006	Dayna Huckabee	3
2007	Jessica Bachkora	5
2008	Dayna Huckabee	4
2009	Three tied	2
2010	Four tied	1
2011	Becca Carden	3
2012	Three tied	2
2013	Chloe Oprzedek	3
2014	Stephanie Canfield	4
2015	Stephanie Canfield	4
2016	Stephanie Canfield	3
2017	Three tied	2
2018	Autumn Buczek	4
2019	Five Tied	1
2020	Kayla Green	1
	Keely Huffine	1
2021	Ryan Jackson	2
2022	KB Sides	3
2023	Reagan Johnson	4
2024	Four Tied	2

**Home Runs**

1997	Lisa Flores	5
1998	Jennifer Cirigliano	1
	Sheri Wahrmond	1
1999	Jennifer Cirigliano	5
2000	Jennifer Cirigliano	5
2001	Julie Young	3
2002	Cortney Mitchell	7
2003	Julie Young	5
2004	Kallie Foglesong	4
2005	Barbara-Jean Southmayd	4
2006	Shana Easley	5
2007	Miranda Dixon	7
2008	Sandra Smith	14
2009	Miranda Dixon	11
2010	Jessica Bachkora	15
2011	Becca Carden	6
2012	Devon Wallace	15
2013	Devon Wallace	13
2014	Devon Wallace	12
2015	Devon Wallace	7
2016	Ashley Diaz	12
2017	Nicole Schroeder	17
2018	Hannah McEwen	12
2019	Danielle Gibson	12
2020	Linnie Malkin	6
2021	Braxton Burnside	25
2022	Linnie Malkin	22
2023	Rylin Hedgecock	21
2024	Bri Ellis	14

Year-by-Year Leaders

RBI	
1997	Jennifer Cirigliano ..... 21
	Lisa Flores ..... 21
1998	Jennifer Cirigliano ..... 30
1999	Jennifer Cirigliano ..... 33
2000	Jennifer Cirigliano ..... 36
2001	Danica White ..... 20
2002	Julie Young ..... 25
2003	Julie Young ..... 25
2004	Kallie Foglesong ..... 15
2005	Kallie Foglesong ..... 31
2006	Dayna Huckabee ..... 25
2007	Dayna Huckabee ..... 26
2008	Miranda Dixon ..... 47
2009	Miranda Dixon ..... 40
2010	Sandra Smith ..... 50
2011	Becca Carden ..... 24
2012	Devon Wallace ..... 38
2013	Clarisa Navarro ..... 39
2014	Kasey Fagan ..... 46
2015	Devon Wallace ..... 26
2016	Ashley Diaz ..... 41
2017	Nicole Schroeder ..... 49
2018	Hannah McEwen ..... 57
2019	Ashley Diaz ..... 48
2020	Linnie Malkin ..... 24
2021	Braxton Burnside ..... 54
2022	Danielle Gibson ..... 70
2023	Rylin Hedgecock ..... 62
2024	Bri Ellis ..... 47


Total Bases	
1997	Jennifer Cirigliano ..... 71
1998	Jennifer Cirigliano ..... 63
1999	Dana Gulick ..... 83
2000	Brett Erickson ..... 106
2001	Danica White ..... 72
2002	Cortney Mitchell ..... 81
2003	Kim Eiben ..... 80
2004	Kallie Foglesong ..... 50
2005	Rachel LeMaster ..... 81
2006	Shana Easley ..... 64
2007	Jessica Bachkora ..... 78
2008	Miranda Dixon ..... 114
2009	Whitney Cloer ..... 101
2010	Jessica Bachkora ..... 131
2011	Becca Carden ..... 87
2012	Devon Wallace ..... 110
2013	Devon Wallace ..... 96
2014	Devon Wallace ..... 94
2015	Devon Wallace ..... 78
2016	Ashley Diaz ..... 92
2017	Nicole Schroeder ..... 112
2018	Hannah McEwen ..... 110
2019	Danielle Gibson ..... 110
2020	Braxton Burnside ..... 49
2021	Braxton Burnside ..... 140
2022	Danielle Gibson ..... 155
2023	Rylin Hedgecock ..... 127
2024	Bri Ellis ..... 97

Walks	
1997	Brett Erickson ..... 12
1998	Aly Sartini ..... 19
1999	Danica White ..... 28
2000	Jennifer Cirigliano ..... 22
2001	Danica White ..... 15
2002	Danica White ..... 20
2003	Ruth Atkins ..... 15
2004	Barbara-Jean Southmayd ..... 16
2005	Barbara-Jean Southmayd ..... 16
2006	Kayla Johnson ..... 18
2007	Samantha Buckner ..... 12
	Kayla Johnson ..... 12
2008	Sandra Smith ..... 32
2009	Sandra Smith ..... 26
2010	Miranda Dixon ..... 41
2011	Courtney Breault ..... 23
2012	Devon Wallace ..... 53
2013	Devon Wallace ..... 79
2014	Devon Wallace ..... 58
2015	Devon Wallace ..... 45
2016	Nicole Schroeder ..... 19
	Madison Yannetti ..... 19
2017	Shelby Hiers ..... 37
2018	Hannah McEwen ..... 22
2019	Kayla Green ..... 24
2020	Hannah McEwen ..... 19
2021	Braxton Burnside ..... 41
2022	KB Sides ..... 45
2023	Raigan Kramer ..... 39
2024	Raigan Kramer ..... 32

Hit By Pitch	
1997	Lisa Flores ..... 4
	Aly Sartini ..... 4
1998	Jennifer Cirigliano ..... 9
1999	Brett Erickson ..... 8
2000	Jennifer Cirigliano ..... 8
2001	Stephanie Hunter ..... 6
2002	Kim Eiben ..... 16
2003	Kim Eiben ..... 11
2004	Ashley Carter ..... 5
	Kallie Foglesong ..... 5
2005	Kallie Foglesong ..... 13
2006	Mindy O'Malley ..... 5
2007	Jessica Bachkora ..... 5
2008	Miranda Dixon ..... 11
2009	Amie Hubbard ..... 5
2010	Jessica Bachkora ..... 8
	Jessica Waddle ..... 8
2011	Courtney Breault ..... 3
2012	Devon Wallace ..... 7
2013	Devon Wallace ..... 7
2014	Parker Pocklington ..... 9
2015	Jessica "Reggie" Harrison ..... 4
2016	Shelby Hiers ..... 8
2017	Shelby Hiers ..... 5
2018	Kayla Green ..... 9
2019	Nicole Duncan ..... 17
2020	Ryan Jackson ..... 11
2021	Hannah Gammill ..... 8
	Ryan Jackson ..... 8
2022	Hannah Gammill ..... 20
2023	Hannah Gammill ..... 10
	Kacie Hoffman ..... 10
2024	Hannah Gammill ..... 10

Strikeouts	
1997	Kim Bryant ..... 30
1998	Tammy Kincaid ..... 31
1999	Elizabeth Landgraf ..... 46
2000	Jennifer Cirigliano ..... 37
2001	Lauren Hendrix ..... 30
2002	Julie Young ..... 28
2003	Barbara-Jean Southmayd ..... 30
2004	Kristen Patton ..... 57
2005	Dayna Huckabee ..... 55
2006	Shana Easley ..... 60
2007	Dayna Huckabee ..... 57
2008	Dayna Huckabee ..... 53
2009	Tori Mort ..... 43
2010	Brittany Robison ..... 43
2011	Jayme Gee ..... 39
	Jennifer Rambo ..... 39
2012	Jayme Gee ..... 37
2013	Nicole Schroeder ..... 42
2014	Devon Wallace ..... 26
2015	Nicole Schroeder ..... 31
2016	Nicole Schroeder ..... 45
2017	Shelby Hiers ..... 41
2018	Haydi Bugarin ..... 30
	Kayla Green ..... 30
2019	Nicole Duncan ..... 44
2020	Linnie Malkin ..... 17
2021	Linnie Malkin ..... 38
2022	Hannah Gammill ..... 31
2023	Cylie Halvorson ..... 42
2024	Hannah Gammill ..... 27

Stolen Bases	
1997	Crystal Robinson ..... 7
1998	Dana Gulick ..... 17
1999	Dana Gulick ..... 33
2000	Dana Gulick ..... 17
2001	Stephanie Hunter ..... 8
2002	Blaire Perry ..... 20
2003	Blaire Perry ..... 10
2004	Allie Benish ..... 13
	Blaire Perry ..... 13
2005	Rachel LeMaster ..... 27
2006	Rachel LeMaster ..... 19
2007	Rachel LeMaster ..... 22
2008	Jessica Bachkora ..... 15
2009	Jessica Bachkora ..... 18
2010	Jessica Bachkora ..... 8
2011	Becca Carden ..... 10
2012	Ashley Martindale ..... 5
	Clarisa Navarro ..... 5
2013	Ashley Martindale ..... 15
2014	Stephanie Canfield ..... 10
2015	Stephanie Canfield ..... 16
2016	Autumn Russell ..... 12
2017	Autumn Russell ..... 9
2018	Autumn Buczek ..... 9
2019	Sydney Parr ..... 5
2020	Sydney Parr ..... 5
2021	Hannah McEwen ..... 1
	Keely Huffine ..... 1
	Sam Torres ..... 1
2022	KB Sides ..... 28
2023	Reagan Johnson ..... 18
2024	Reagan Johnson ..... 12





Year-by-Year Leaders

<b>Earned Run Average</b>			2023	Chenise Delce.....	21	2019	Autumn Storms.....	32
1997	Tammy Kincaid.....	2.94	2024	Morgan Leinstock.....	13	2020	Autumn Storms.....	5
1998	Tammy Kincaid.....	1.72				2021	Mary Haff.....	25
1999	Tammy Kincaid.....	1.38	<b>Saves</b>			2022	Chenise Delce.....	24
2000	Rachel Talley.....	1.26	1997	None.....	0	2023	Chenise Delce.....	24
2001	Heather Schlichtman.....	0.93	1998	Tammy Kincaid.....	2	2024	Robyn Herron.....	19
2002	Valanna Lyons.....	1.21	1999	Jennifer Bottoms.....	3		Morgan Leinstock.....	19
2003	Heather Schlichtman.....	2.51	2000	Tammy Kincaid.....	5	<b>Complete Games</b>		
2004	Heather Schlichtman.....	1.63	2001	Rachel Talley.....	4	1997	Tammy Kincaid.....	44
2005	Katy Henry.....	3.74	2002	Rachel Talley.....	3	1998	Tammy Kincaid.....	30
2006	Katy Henry.....	2.44	2003	Valanna Lyons.....	2	1999	Tammy Kincaid.....	21
2007	Miranda Dixon.....	3.07	2004	Heather Schlichtman.....	1	2000	Tammy Kincaid.....	21
2008	Miranda Dixon.....	2.30	2005	Sarah Topham.....	3	2001	Heather Schlichtman.....	27
2009	Miranda Dixon.....	4.13	2006	Katy Henry.....	4	2002	Heather Schlichtman.....	22
2010	Hope McLemore.....	3.01	2007	Katy Henry.....	2	2003	Heather Schlichtman.....	18
2011	Kim Jones.....	4.19	2008	Miranda Dixon.....	2	2004	Heather Schlichtman.....	27
2012	Chelsea Cohen.....	3.32		Katy Henry.....	2	2005	Katy Henry.....	11
2013	Kimmy Beasley.....	2.61	2009	Miranda Dixon.....	4	2006	Katy Henry.....	18
2014	Grace Moll.....	3.84	2010	Hope McLemore.....	3	2007	Katy Henry.....	21
2015	Sydney Wright.....	4.25	2011	Kim Jones.....	1	2008	Katy Henry.....	20
2016	Grace Moll.....	5.41	2012	Chelsea Cohen.....	2	2009	Miranda Dixon.....	16
2017	Autumn Storms.....	2.28	2013	Kimmy Beasley.....	2	2010	Hope McLemore.....	12
2018	Mary Haff.....	1.51		Hope McLemore.....	2	2011	Kim Jones.....	10
2019	Autumn Storms.....	1.63	2014	None.....	0	2012	Chelsea Cohen.....	17
2020	Autumn Storms.....	1.16	2015	Haley Meinen.....	1	2013	Chelsea Cohen.....	11
2021	Mary Haff.....	1.55		Sydney Wright.....	1	2014	Grace Moll.....	7
2022	Chenise Delce.....	2.12	2016	Grace Moll.....	1	2015	Sydney Wright.....	8
2023	Chenise Delce.....	2.02	2017	Autumn Storms.....	2	2016	Grace Moll.....	25
2024	Robyn Herron.....	1.62	2018	Mary Haff.....	2	2017	Autumn Storms.....	13
				Autumn Storms.....	2	2018	Mary Haff.....	19
			2019	Mary Haff.....	5	2019	Mary Haff.....	15
			2020	Jenna Bloom.....	3	2020	Autumn Storms.....	5
			2021	Mary Haff.....	5	2021	Mary Haff.....	15
			2022	Chenise Delce.....	3	2022	Chenise Delce.....	14
			2023	Chenise Delce.....	4	2023	Chenise Delce.....	17
			2024	Morgan Leinstock.....	2	2024	Robyn Herron.....	10
<b>Opponent Batting Average</b>			<b>Appearances</b>			<b>Shutouts</b>		
1997	Tammy Kincaid.....	.255	1997	Tammy Kincaid.....	48	1997	Tammy Kincaid.....	1
1998	Tammy Kincaid.....	.239	1998	Tammy Kincaid.....	43	1998	Jennifer Bottoms.....	4
1999	Tammy Kincaid.....	.224	1999	Tammy Kincaid.....	44	1999	Tammy Kincaid.....	8
2000	Tammy Kincaid.....	.217	2000	Tammy Kincaid.....	51	2000	Tammy Kincaid.....	7
2001	Heather Schlichtman.....	.188	2001	Heather Schlichtman.....	47	2001	Heather Schlichtman.....	11
2002	Heather Schlichtman.....	.190	2002	Heather Schlichtman.....	41	2002	Heather Schlichtman.....	9
2003	Heather Schlichtman.....	.228	2003	Heather Schlichtman.....	37	2003	Blaire Perry.....	1
2004	Heather Schlichtman.....	.198	2004	Heather Schlichtman.....	44		Valanna Lyons.....	1
2005	Katy Henry.....	.290	2005	Katy Henry.....	40	2004	Heather Schlichtman.....	6
2006	Katy Henry.....	.240	2006	Katy Henry.....	43	2005	Valanna Lyons.....	1
2007	Miranda Dixon.....	.275	2007	Katy Henry.....	51	2006	Katy Henry.....	5
2008	Miranda Dixon.....	.236	2008	Katy Henry.....	46	2007	Katy Henry.....	7
2009	Kim Jones.....	.281	2009	Miranda Dixon.....	39	2008	Katy Henry.....	3
2010	Hope McLemore.....	.256	2010	Hope McLemore.....	35	2009	Miranda Dixon.....	3
2011	Kim Jones.....	.293	2011	Kim Jones.....	30		Kim Jones.....	3
2012	Kimmy Beasley.....	.272	2012	Chelsea Cohen.....	41	2010	Hope McLemore.....	4
2013	Kimmy Beasley.....	.215	2013	Chelsea Cohen.....	33	2011	Kim Jones.....	2
2014	Grace Moll.....	.278	2014	Grace Moll.....	30	2012	Chelsea Cohen.....	3
2015	Sydney Wright.....	.299	2015	Sydney Wright.....	44	2013	Kimmy Beasley.....	2
2016	Grace Moll.....	.288	2016	Grace Moll.....	46		Chelsea Cohen.....	2
2017	Autumn Storms.....	.260	2017	Autumn Storms.....	38	2014	Grace Moll.....	3
2018	Mary Haff.....	.157	2018	Mary Haff.....	45	2015	Sydney Wright.....	2
2019	Mary Haff.....	.190	2019	Autumn Storms.....	43	2016	Grace Moll.....	1
2020	Jenna Bloom.....	.208	2020	Autumn Storms.....	17	2017	Grace Moll.....	2
2021	Mary Haff.....	.192	2021	Mary Haff.....	40	2018	Mary Haff.....	11
2022	Chenise Delce.....	.220	2022	Chenise Delce.....	37	2019	Mary Haff.....	7
	Mary Haff.....	.220	2023	Chenise Delce.....	39	2020	Autumn Storms.....	1
2023	Robyn Herron.....	.175	2024	Morgan Leinstock.....	34		Jenna Bloom.....	1
2024	Robyn Herron.....	.171				2021	Mary Haff.....	5
			<b>Games Started</b>			2022	Chenise Delce.....	5
			1997	Tammy Kincaid.....	45	2023	Chenise Delce.....	6
			1998	Tammy Kincaid.....	34	2024	Robyn Herron.....	5
			1999	Tammy Kincaid.....	31	<b>Innings Pitched</b>		
			2000	Rachel Talley.....	32	1997	Tammy Kincaid.....	309.2
			2001	Heather Schlichtman.....	34	1998	Tammy Kincaid.....	253.0
			2002	Heather Schlichtman.....	32	1999	Tammy Kincaid.....	244.1
			2003	Heather Schlichtman.....	29	2000	Tammy Kincaid.....	244.1
			2004	Heather Schlichtman.....	34	2001	Heather Schlichtman.....	256.2
			2005	Katy Henry.....	24	2002	Heather Schlichtman.....	212.2
			2006	Katy Henry.....	29	2003	Heather Schlichtman.....	195.1
			2007	Katy Henry.....	32	2004	Heather Schlichtman.....	266.0
			2008	Katy Henry.....	33	2005	Katy Henry.....	149.2
			2009	Miranda Dixon.....	39	2006	Katy Henry.....	218.1
			2010	Hope McLemore.....	25	2007	Katy Henry.....	230.1
			2011	Kim Jones.....	25	2008	Katy Henry.....	222.1
			2012	Chelsea Cohen.....	28	2009	Miranda Dixon.....	184.2
			2013	Chelsea Cohen.....	22	2010	Hope McLemore.....	153.2
			2014	Grace Moll.....	19	2011	Kim Jones.....	132.0
			2015	Sydney Wright.....	22	2012	Chelsea Cohen.....	196.1
			2016	Grace Moll.....	43	2013	Chelsea Cohen.....	131.2
			2017	Autumn Storms.....	33			
			2018	Mary Haff.....	31			

Year-by-Year Leaders

2014	Grace Moll.....	109.1
2015	Sydney Wright.....	155.0
2016	Grace Moll.....	244.2
2017	Autumn Storms.....	172.0
2018	Mary Haff.....	213.1
2019	Autumn Storms.....	201.2
2020	Autumn Storms.....	72.2
2021	Mary Haff.....	198.1
2022	Chenise Delce.....	151.2
2023	Chenise Delce.....	180.1
2024	Morgan Leinstock.....	140.2

Strikeouts

1997	Tammy Kincaid.....	200
1998	Tammy Kincaid.....	178
1999	Tammy Kincaid.....	193
2000	Tammy Kincaid.....	174
2001	Heather Schlichtman.....	203
2002	Heather Schlichtman.....	200
2003	Heather Schlichtman.....	178
2004	Heather Schlichtman.....	305
2005	Katy Henry.....	124
2006	Katy Henry.....	219
2007	Katy Henry.....	224
2008	Katy Henry.....	189
2009	Miranda Dixon.....	139
2010	Hope McLemore.....	140
2011	Kim Jones.....	109
2012	Chelsea Cohen.....	101
2013	Kimmy Beasley.....	171
2014	Grace Moll.....	71
2015	Sydney Wright.....	74
2016	Grace Moll.....	185
2017	Autumn Storms.....	96
2018	Mary Haff.....	249
2019	Mary Haff.....	180
2020	Jenna Bloom.....	68
2021	Mary Haff.....	198
2022	Chenise Delce.....	188
2023	Chenise Delce.....	193
2024	Robyn Herron.....	143

Walks

1997	Tammy Kincaid.....	54
1998	Tammy Kincaid.....	54
1999	Tammy Kincaid.....	34
2000	Tammy Kincaid.....	68
2001	Heather Schlichtman.....	48
2002	Heather Schlichtman.....	79
2003	Valanna Lyons.....	74
2004	Heather Schlichtman.....	79
2005	Valanna Lyons.....	51
2006	Blaire Perry.....	54
2007	Katy Henry.....	57
2008	Katy Henry.....	62
2009	Kim Jones.....	93

2010	Hope McLemore.....	56
2011	Kim Jones.....	56
2012	Chelsea Cohen.....	62
2013	Chelsea Cohen.....	56
2014	Grace Moll.....	63
2015	Sydney Wright.....	68
2016	Grace Moll.....	214
2017	Grace Moll.....	53
2018	Mary Haff.....	44
2019	Mary Haff.....	32
2020	Mary Haff.....	11
2021	Mary Haff.....	39
2022	Chenise Delce.....	35
2023	Chenise Delce.....	55
2024	Robyn Herron.....	43

Batters Faced

1997	Tammy Kincaid.....	1372
1998	Tammy Kincaid.....	1088
1999	Tammy Kincaid.....	985
2000	Tammy Kincaid.....	1029
2001	Heather Schlichtman.....	1003
2002	Heather Schlichtman.....	868
2003	Heather Schlichtman.....	845
2004	Heather Schlichtman.....	1083
2005	Katy Henry.....	654
2006	Katy Henry.....	924
2007	Katy Henry.....	1007
2008	Katy Henry.....	968
2009	Miranda Dixon.....	873
2010	Hope McLemore.....	676
2011	Kim Jones.....	637
2012	Chelsea Cohen.....	881
2013	Chelsea Cohen.....	588
2014	Grace Moll.....	531
2015	Sydney Wright.....	739
2016	Grace Moll.....	1251
2017	Autumn Storms.....	749
2018	Mary Haff.....	827
2019	Autumn Storms.....	880
2020	Autumn Storms.....	295
2021	Mary Haff.....	786
2022	Chenise Delce.....	631
2023	Chenise Delce.....	746
2024	Morgan Leinstock.....	589

Putouts

1997	Kim Bryant.....	327
1998	Kristina Hightower.....	404
1999	Jennifer Cirigliano.....	552
2000	Kim Eiben.....	471
2001	Jennifer Bottoms.....	450
2002	Kim Eiben.....	511
2003	Kim Eiben.....	416
2004	Shana Easley.....	419
2005	Shana Easley.....	326
2006	Shana Easley.....	283

2007	Samantha Buckner.....	361
2008	Samantha Buckner.....	382
2009	Sandra Smith.....	372
2010	Jessica Waddle.....	211
2011	Jayne Gee.....	242
2012	Jayne Gee.....	225
2013	Jayne Gee.....	395
2014	Devon Wallace.....	255
2015	Devon Wallace.....	298
2016	Ashley Diaz.....	291
2017	Ashley Diaz.....	454
2018	Kayla Green.....	393
2019	Kayla Green.....	334
2020	Danielle Gibson.....	154
2021	Kayla Green.....	352
2022	Taylor Ellsworth.....	402
2023	Cylie Halvorson.....	406
2024	Bri Ellis.....	359

Assists

1997	Brett Erickson.....	156
1998	Aly Sartini.....	110
1999	Tiffany Woolley.....	177
2000	Brett Erickson.....	154
2001	Cortney Mitchell.....	140
2002	Tiffany Woolley.....	153
2003	Blaire Perry.....	115
2004	Mindy O'Malley.....	100
2005	Ashley Carter.....	93
2006	Dayna Huckabee.....	77
2007	Dayna Huckabee.....	106
2008	Dayna Huckabee.....	100
	Sandra Smith.....	100
2009	Amie Hubbard.....	123
2010	Brittany Griffiths.....	99
2011	Chloe Oprzedek.....	98
2012	Clarisa Navarro.....	124
2013	Chloe Oprzedek.....	78
2014	Clarisa Navarro.....	105
2015	Jessica "Reggie" Harrison.....	121
2016	Madison Yannetti.....	131
2017	Autumn Russell.....	134
2018	Autumn Buczek.....	135
2019	Haydi Bugarin.....	122
2020	Braxton Burnside.....	43
2021	Braxton Burnside.....	84
2022	Hannah Gammill.....	74
2023	Atalyia Rijo.....	115
2024	Cylie Halvorson.....	102

Errors

1997	Brett Erickson.....	30
	Aly Sartini.....	30
1998	Aly Sartini.....	27
1999	Tiffany Woolley.....	25
2000	Tiffany Woolley.....	26
2001	Nicole Deeter.....	12
2002	Cortney Mitchell.....	21
2003	Blaire Perry.....	12
2004	Rachel LeMaster.....	16
2005	Dayna Huckabee.....	14
2006	Kayla Johnson.....	19
2007	Miranda Dixon.....	15
	Kayla Johnson.....	15
2008	Dayna Huckabee.....	20
2009	Amie Hubbard.....	13
2010	Brittany Griffiths.....	19
2011	Chloe Oprzedek.....	14
2012	Clarisa Navarro.....	14
2013	Clarisa Navarro.....	16
2014	Chloe Oprzedek.....	15
2015	Jessica "Reggie" Harrison.....	16
2016	Madison Yannetti.....	14
2017	A.J. Belans.....	16
2018	Haydi Bugarin.....	14
2019	Haydi Bugarin.....	18
2020	Keely Huffine.....	8
2021	Braxton Burnside.....	14
2022	Cally Kildow.....	6
2023	Atalyia Rijo.....	11
2024	Lauren Camenzind.....	8



**Individual Accolades**

**NFCA All-America**

2010	Miranda Dixon	Third	Utility
2019	Autumn Storms	Second	Pitcher
2021	Braxton Burnside	First	Shortstop
	Mary Haff	First	Pitcher
	Danielle Gibson	Second	First Base
2022	Hannah Gammill	First	Third Base
	Danielle Gibson	First	First Base
	Linnie Malkin	First	UT/DP
	KB Sides	First	Outfield
	Chenise Delce	Second	Pitcher
2023	Rylin Hedgecock	First	UT/DP
	Chenise Delce	Second	Pitcher
2024	Bri Ellis	Second	First Base
	Morgan Leinstock	Third	Pitcher

**NFCA All-Region**

2000	Brett Erickson	Second	Third Base
2006	Blaire Perry	First	UT/DP
2008	Miranda Dixon	Second	UT/Pitcher
2009	Miranda Dixon	First	UT/Pitcher
2010	Jessica Bachkora	First	Outfield
	Sandra Smith	First	Third Base
	Miranda Dixon	Second	UT/DP
2012	Devon Wallace	First	Outfield
	Clarisa Navarro	Second	Shortstop
2013	Devon Wallace	Second	First Base
2014	Kasey Fagan	Second	UT/Pitcher
	Clarisa Navarro	Second	Shortstop
	Devon Wallace	Second	UT/DP
2015	Devon Wallace	Third	First Base
2016	Ashley Diaz	Second	UT/DP
2017	Nicole Schroeder	Second	Outfield
	Autumn Storms	Third	Pitcher
2018	Hannah McEwen	First	Outfield
	Autumn Buczek	Second	Third Base
	Mary Haff	Second	Pitcher
	Katie Warrick	Third	UT/DP
2019	Autumn Storms	First	Pitcher
	Hannah McEwen	Second	Outfield
	Ashley Diaz	Second	First Base
	Mary Haff	Third	Pitcher
	Danielle Gibson	Third	UT/DP
2021	Braxton Burnside	First	Shortstop
	Mary Haff	First	Pitcher
	Danielle Gibson	First	First Base
	Hannah Gammill	Second	Third Base
	Linnie Malkin	Second	UT/DP
	Hannah McEwen	Third	Outfield
2022	Chenise Delce	First	Pitcher
	Hannah Gammill	First	Third Base
	Danielle Gibson	First	First Base
	Mary Haff	First	Pitcher
	Linnie Malkin	First	UT/DP
	KB Sides	First	Outfield
	Taylor Ellsworth	Third	Catcher
2023	Audrie LaValley	Third	Second Base
	Chenise Delce	First	Pitcher
	Cylie Halvorson	First	Infield
	Rylin Hedgecock	First	UT/DP
	Reagan Johnson	First	Outfield
	Raigan Kramer	Second	Outfield
	Lauren Camenzind	Third	Catcher
2024	Kennedy Miller	First	Catcher
	Bri Ellis	First	First Base
	Reagan Johnson	First	Outfield
	Cylie Halvorson	Second	Second Base
	Morgan Leinstock	Third	Pitcher

**SEC Coach of the Year**

1999	Carie Dever-Boaz
2021	Courtney Deifel
2022	Courtney Deifel

**SEC Player of the Year**

2022	KB Sides
------	----------

**SEC Pitcher of the Year**

2021	Mary Haff (co-)
2022	Chenise Delce

**SEC Freshman of the Year**

2012	Devon Wallace
------	---------------

**SEC Scholar-Athlete of the Year**

2010	Jessica Bachkora
2015	Devon Wallace (co-)

**All-SEC**

1997	Augrista Belford	Second	Infield
	Jennifer Cirigliano	Second	Catcher
	Tammy Kincaid	Second	Pitcher
1999	Brett Erickson	Second	Infield
2000	Brett Erickson	Second	Infield
	Tammy Kincaid	Second	Pitcher
2001	Heather Schlichtman	Second	Pitcher
2005	Rachel LeMaster	Second	Outfield
2007	Jessica Bachkora	Freshman	Outfield
	Miranda Dixon	Freshman	DP/Utility
2009	Brittany Griffiths	Freshman	Infield
2010	Jessica Bachkora	Second	Outfield
	Miranda Dixon	Second	DP/Utility
	Courtney Breault	Freshman	Infield
	Sandra Smith	Defensive	Third Base
2012	Devon Wallace	First	DP/Utility
	Kimmy Beasley	Freshman	Pitcher
	Devon Wallace	Freshman	DP/Utility
2013	Kimmy Beasley	Second	Pitcher
2014	Devon Wallace	Second	DP/Utility
2017	A.J. Belans	Second	Infield
	Autumn Storms	Freshman	Pitcher
2018	Mary Haff	Second	Pitcher
	Hannah McEwen	Second	Outfield
	Mary Haff	Freshman	Pitcher
	Hannah McEwen	Freshman	Outfield
2019	Hannah McEwen	First	Outfield
	Autumn Storms	Second	Pitcher
2021	Braxton Burnside	First	Infield
	Mary Haff	First	Pitcher
	Danielle Gibson	Second	Infield
	Hannah McEwen	Second	Outfield
	Autumn Storms	Second	Pitcher
	Jenna Bloom	Newcomer	Pitcher
	Danielle Gibson	Defensive	First Base
2022	Chenise Delce	First	Pitcher
	Hannah Gammill	First	Third Base
	Danielle Gibson	First	First Base
	Mary Haff	First	Pitcher
	Linnie Malkin	First	UT/DP
	KB Sides	First	Outfield
	Hannah McEwen	Second	Outfield
2023	Chenise Delce	First	Pitcher
	Hannah Camenzind	Second	Pitcher
	Kristina Foreman	Second	Infield
	Cylie Halvorson	Second	Infield
	Rylin Hedgecock	Second	UT/DP
	Reagan Johnson	Second	Outfield
2024	Reagan Johnson	First	Outfield
	Bri Ellis	First	Infield
	Morgan Leinstock	First	Pitcher
	Cylie Halvorson	Second	Infield
	Bri Ellis	Defensive	First Base
	Hannah Gammill	Defensive	Third Base

**SEC All-Tournament**

1999	Dana Gulick
	Tammy Kincaid
	Aly Sartini
2000	Jennifer Cirigliano
	Danica Howlett
2001	Danica Howlett
	Tiffany Woolley
2018	Mary Haff
	Katie Warrick
2022	Chenise Delce (MVP)
	Mary Haff
	Danielle Gibson
	Kacie Hoffmann

**SEC Player of the Week**

1997	Jennifer Cirigliano (April 1)
2000	Erin Stokey (April 17)
2002	Cortney Mitchell (March 4)
2005	Mindy O'Malley (April 25)
2008	Miranda Dixon (Feb. 25)
2010	Miranda Dixon (April 5)
2013	Devon Wallace (March 4)
	Devon Wallace (April 1)
2014	Clarisa Navarro (Feb. 24)
2017	Nicole Schroeder (Feb. 13)
	Nicole Schroeder (March 6)
2018	Hannah McEwen (March 5)
2019	Danielle Gibson (Feb. 25)
	Ashley Diaz (May 6)
	Kayla Green (Feb. 17)
2020	Braxton Burnside (March 16)
	Danielle Gibson (March 23)
	Braxton Burnside (April 6)
2022	Hannah Gammill (March 15)
	Danielle Gibson (March 22)
	Hannah McEwen (May 3)
2023	Raigan Kramer (March 6)
2024	Bri Ellis (March 12)
	Bri Ellis (March 19)

**SEC Pitcher of the Week**

1997	Tammy Kincaid (May 6)
1998	Tammy Kincaid (April 7)
1999	Tammy Kincaid (April 20)
	Tammy Kincaid (May 11)
	Tammy Kincaid (Feb. 21)
2000	Heather Schlichtman (March 5)
2001	Rachel Talley (March 26)
	Heather Schlichtman (March 25)
2002	Heather Schlichtman (Feb. 23)
2004	Katy Henry (March 20)
2006	Miranda Dixon (April 14)
2008	Miranda Dixon (March 23)
2009	Autumn Storms (April 3)
2018	Mary Haff (March 4)
2019	Autumn Storms (April 2)
	Autumn Storms (May 6)
2021	Mary Haff (March 30)
	Mary Haff (May 4)
2022	Mary Haff (March 15)
	Chenise Delce (April 12)
	Chenise Delce (April 26)
	Mary Haff (May 3)
2023	Chenise Delce (Feb. 27)
2024	Morgan Leinstock (April 9)
	Robyn Herron (April 16)
	Morgan Leinstock (April 23)

**SEC Freshman of the Week**

2009	Brittany Griffiths (March 23)
2010	Hope McLemore (April 5)
	Courtney Breault (May 3)
2012	Kimmy Beasley (Week 10)
	Kimmy Beasley (Week 12)
2018	Mary Haff (Feb. 19)
	Mary Haff (March 5)
	Mary Haff (April 17)
	Hannah McEwen (May 1)
2022	Kacie Hoffmann (March 29)
	Spencer Prigge (May 8)
2023	Hannah Camenzind (April 4)
	Hannah Camenzind (April 18)
	Hannah Camenzind (May 2)
	Atalyia Rijo (Feb. 13)
	Reagan Johnson (April 25)
2024	Kennedy Miller (March 19)

**Individual Accolades**

**CoSIDA Academic All-America**

2001 Tiffany Woolley (First Team)  
 2002 Tiffany Woolley (Second Team)  
 2003 Kim Eiben (Third Team)  
 2010 Jessica Bachkora (First Team)  
 2013 Hope McLemore (Third Team)  
 2014 Amanda Geile (Third Team)  
 2022 Danielle Gibson (Second Team)

2006

Kallie Fogleson  
 Rachel LeMaster  
 Valanna Lyons  
 Mindy O'Malley  
 Blaire Perry  
 Sarah Topham  
 Shana Easley  
 Kallie Fogleson  
 Katy Henry

2012

Lindsey Wells  
 Jayme Gee  
 Amanda Geile  
 Linnea Ketcher  
 Hope McLemore  
 Tori Mort  
 Jennifer Rambo  
 Jessica Robison  
 Amanda Summerford

2018

Madison Yannetti  
 Lauren Archuleta  
 Sydney Benz  
 Macy Brotherton  
 Madelyn Brotherton  
 Autumn Buczek  
 Haydi Bugarin  
 Victoria Cooper  
 Ashley Diaz

**CoSIDA Academic All-District**

2001 Tiffany Woodley (First Team)  
 2002 Tiffany Woodley (First Team)  
 2003 Kim Eiben (First Team)  
 Julie Young (Second Team)  
 2008 Miranda Dixon (First Team)  
 Katy Henry (First Team)  
 Jessica Bachkora (Second Team)  
 2009 Jessica Bachkora (First Team)  
 Miranda Dixon (First Team)  
 2010 Jessica Bachkora (First Team)  
 Miranda Dixon (Second Team)  
 2011 Becca Carden (Second Team)  
 2013 Hope McLemore (First Team)  
 Devon Wallace (First Team)  
 2014 Jayma Gee (First Team)  
 Amanda Geile (First Team)  
 2015 Devon Wallace (First Team)  
 2020 Braxton Burnside (First Team)  
 Sydney Parr (First Team)  
 2022 Danielle Gibson (First Team)  
 2023 Hannah Gammill  
 Raigan Kramer  
 Kacie Hoffmann  
 2024 Cylie Halvorson

2007

Dayna Huckabee  
 Rachel LeMaster  
 Mindy O'Malley  
 Kaycy Odle  
 Blaire Perry  
 Whitney Cloer  
 Brandy Foust  
 Hillary Freeman  
 Katy Henry  
 Dayna Huckabee  
 Kayla Johnson  
 Rachel LeMaster  
 Jocelyne Moncrief  
 Jessica Bachkora  
 Brandy Baze  
 Samantha Buckner  
 Whitney Cloer  
 Miranda Dixon  
 Brandy Foust  
 Hillary Freeman  
 Dayna Huckabee  
 Teighynne Hulsey  
 Kayla Johnson  
 Jocelyne Moncrief  
 Brittany Robison  
 Sandra Smith  
 Jessica Waddle

2013

Alyssa Bass  
 Sierra Bronkey  
 Morgan Clark  
 Kasey Fagan  
 Jayme Gee  
 Amanda Geile  
 Ashley Martindale  
 Hope McLemore  
 Megan Pearson  
 Jennifer Rambo  
 Devon Wallace  
 Kelsey Berlin

2014

2019

Jada Dotson  
 Nicole Duncan  
 Keely Edwards  
 Mary Haff  
 Carley Haizlip  
 Caroline Hedgcock  
 Loren Krzysko  
 Aly Manzo  
 Hannah McEwen  
 Sydney Parr  
 Allison Stewart  
 Kattie Warrick

2008

Sierra Bronkey  
 Stephanie Canfield  
 Claire Clark  
 Kasey Fagan  
 Jayme Gee  
 Amanda Geile  
 Ashley Martindale  
 Clarisa Navarro  
 Megan Pearson  
 Jennifer Rambo  
 Devon Wallace  
 Kelly Young  
 Rachel Box  
 Sierra Bronkey  
 Stephanie Canfield  
 Claire Clark  
 Kasey Fagan  
 Jessica Harrison  
 Shelby Hiers  
 Loren Krzysko  
 Grace Moll  
 Megan Pearson  
 Parker Pocklington  
 Kylie Smith  
 Devon Wallace

2020

Sydney Benz  
 Haydi Bugarin  
 Ashley Diaz  
 Keely Edwards  
 Mary Haff  
 Carley Haizlip  
 Hannah McEwen  
 Sydney Parr  
 Katie Warrick  
 Lauren Graves  
 Kayla Green  
 Taylor Greene  
 Mary Haff  
 Keely Huffine  
 Linnie Malkin  
 Hannah McEwen  
 Sydney Parr  
 Autumn Storms  
 Sam Torres  
 Valerie Ventura  
 Jenna Bloom  
 Braxton Burnside  
 Larissa Cesena  
 Nicole Duncan  
 Danielle Gibson  
 Lauren Graves  
 Kayla Green  
 Mary Haff

**SEC Spring Academic Honor Roll**

1999 Jennifer Bottoms  
 Jennifer Cirigliano  
 Dana Gulick  
 Elizabeth Landraf  
 Christy Ralph  
 Katy Skaife  
 Sheri Wahrmund  
 2000 Jennifer Bottoms  
 Jennifer Cirigliano  
 Katy Skaife  
 Sheri Wahrmund  
 Tiffany Woolley  
 2001 Jennifer Bottoms  
 Kim Eiben  
 Tiffany Woolley  
 Julie Young  
 2002 Jennifer Bottoms  
 Nicole Deeter  
 Kim Eiben  
 Kelli Nims  
 Tiffany Woolley  
 Julie Young  
 2003 Kim Eiben  
 Lisa Nieman  
 Kelli Nims  
 Blaire Woodward  
 Tiffany Woolley  
 Julie Young  
 2004 Michele Bisaccia  
 Ashley Carter  
 Nicole Deeter  
 Shana Easley  
 Melissa Johnson  
 Valanna Lyons  
 Mindy O'Malley  
 Blaire Perry  
 Heather Schlichtman  
 2005 Zenobia Davison  
 Shana Easley

2009

Jessica Bachkora  
 Amanda Caldwell  
 Becca Carden  
 Whitney Cloer  
 Leslie Dixon  
 Hillary Freeman  
 Amie Hubbard  
 Teighynne Hulsey  
 Kayla Johnson  
 Layne McGuirt  
 Jocelyne Moncrief  
 Miranda Dixon  
 Brittany Robison  
 Sandra Smith  
 Jessica Waddle  
 Lindsey Wells  
 2010 Jessica Bachkora  
 Amanda Caldwell  
 Becca Carden  
 Kim Jones  
 Layne McGuirt  
 Tori Mort  
 Miranda Dixon  
 Brittany Robison  
 Jessica Robison  
 Sandra Smith  
 Jessica Waddle  
 Lindsey Wells  
 2011 Courtney Breault  
 Stephanie Brewer  
 Amanda Caldwell  
 Becca Carden  
 Morgan Clark  
 Kim Jones  
 Linnea Ketcher  
 Layne McGuirt  
 Hope McLemore  
 Tori Mort  
 Jessica Robison

2016

Ileana Aleman  
 Lauren Archuleta  
 Rachel Box  
 Stephanie Canfield  
 Tori Cooper  
 Shelby Hiers  
 Loren Krzysko  
 Grace Moll  
 Jessie Mullen  
 Parker Pocklington  
 Autumn Russell  
 Kylie Smith  
 Allison Stewart  
 Madison Yannetti  
 Lauren Archuleta  
 Betina Beringhele  
 Rachel Box  
 Haydi Bugarin  
 Stephanie Canfield  
 Tori Cooper  
 Ashley Diaz  
 Carley Haizlip  
 Shelby Hiers  
 Loren Krzysko  
 Grace Moll  
 Parker Pocklington  
 Autumn Russell  
 Kylie Smith  
 Allison Stewart

2017

2021

2022

2023

Linnie Malkin  
 Hannah McEwen  
 Sydney Parr  
 Autumn Storms  
 Sam Torres  
 Valerie Ventura  
 Jenna Bloom  
 Braxton Burnside  
 Larissa Cesena  
 Nicole Duncan  
 Danielle Gibson  
 Lauren Graves  
 Kayla Green  
 Mary Haff  
 Rylin Hedgcock  
 Keely Huffine  
 Ryan Jackson  
 Audrie LaValley  
 Linnie Malkin  
 Hannah McEwen  
 Sam Torres  
 Valerie Ventura  
 Jenna Bloom  
 Marlene Friedman  
 Hannah Gammill  
 Danielle Gibson  
 Abby Gordon  
 Mary Haff  
 Rylin Hedgcock  
 Kaitlyn Howard  
 Cally Kildow  
 Audrie LaValley  
 Sam Torres  
 Marlene Friedman  
 Hannah Gammill  
 Mallory Hardwick  
 Rylin Hedgcock  
 Kacie Hoffmann  
 Kaitlyn Howard  
 Cally Kildow

**Individual Accolades**

	Raigan Kramer		Jessica Robison		Nicole Duncan	<b>SEC Community Service Team</b>
	Chelsi Passage	2009-10	Courtney Breault		Mary Haff	2005
	Spencer Prigge		Stephanie Brewer		Hannah McEwen	2006
	Ally Sockey		Morgan Clark	2018-19	Braxton Burnside	2007
	Callie Turner		Chelsea Cohen		Larissa Cesena	2008
2024	Hannah Camenzind		Hope McLemore		Lauren Graves	2009
	Lauren Camenzind		Brea Van de Pol		Taylor Greene	2010
	Rylee Cloud	2010-11	Sierra Bronkey		Maggie Hicks	2011
	Bri Ellis		Macy Burr		Sam Torres	2012
	Nyjah Fontenot		Jayne Gee		Valeria Ventura	2013
	Hannah Gammill		Amanda Geile	2019-20	Jenna Bloom	2014
	Cylie Halvorson		Linnea Ketcher		Danielle Gibson	2015
	Rylin Hedgecock		Ashley Martindale		Rylin Hedgecock	2016
	Robyn Herron		Jennifer Rambo		Ryan Jackson	2017
	Kacie Hoffman	2011-12	Alyssa Bass		Paloma Usquiano	2018
	Reagan Johnson		Megan Pearson	2020-21	Marlene Friedman	2019
	Raigan Kramer		Maddie Reese		Hannah Gammill	2020
	Nikki McGaffin		Devon Wallace		Abby Gordon	2021
	Spencer Prigge	2012-13	Stephanie Canfield		Kaitlyn Howard	2022
	Atalyia Rijo		Lauren Montgomery		Lauren Howell	2023
	Allison Sockey		Danielle Riddle		Cally Kildow	2024
			Kelly Young		Allie Light	
<b>SEC First-Year Academic Honor Roll</b>		2013-14	Jessica Harrison	2021-22	Madi Conklin	
2002-03	Shana Easley		Shelby Hiers		Mallory Hardwick	
	Mindy O'Malley		Grace Moll		Kacie Hoffman	
	Barbara Jean Southmayd		Parker Pocklington		Raigan Kramer	
2003-04	Kallie Foglesong	2014-15	Tori Cooper		Chelsi Passage	
	Rachel LeMaster		Kate James		KB Sides	
	Sarah Topham		Jessie Mullen		Allison Sockey	
2004-05	Katy Henry		Autumn Russell	2022-23	Hannah Camenzind	
	Dayna Huckabee		Oakley Sisemore		Lauren Camenzind	
	Heather Rankin		Allison Stewart		Nyjah Fontenot	
2005-06	Whitney Cloer		Savannah Warren		Cylie Halvorson	
	Brandy Foust		Madison Yannetti		Robyn Herron	
	Hillary Freeman	2015-16	Danielle Brochu		Reagan Johnson	
	Kayla Johnson		Peyton Carter		Nikki McGaffin	
	Jocelyne Moncrief		Ashley Diaz		Atalyia Rijo	
2006-07	Jessica Bachkora		Morgan Felts	2023-24	Jayden Wells	
	Miranda Dixon		Carley Haizlip		Kasey Wood	
	Jessica Reed	2016-17	Sydney Benz			
	Jessica Waddle		Macy Brotherton			
2007-08	Amanda Caldwell		Madelyn Brotherton			
	Leslie Dixon		Caroline Hedgecock			
	Lauren Iverson		Hailey MacKay			
	Kim Jones		Aly Manzo			
	Layne McGuirt		Sydney Parr			
2008-09	Tori Mort	2017-18	Jada Dotson			

Year-by-Year Results

1997

16-42 (12-16 SEC)  
H: 10-10 | A: 4-16 | N: 2-16

Date	Opponent	W/L	Score
San Diego State Classic (San Diego, Calif.)			
2-20	vs CSUN	L	4-3
2-20	vs Hawai'i	W	5-4
2-21	at San Diego State	L	5-2
2-21	vs Long Beach State	L	7-3
2-22	vs Stanford	L	4-3
2-22	vs Sacramento State	L	7-1
2-23	vs Michigan	L	6-0
Arkansas Super 8 Round Robin (Fayetteville)			
3-1	Missouri State	L	4-0
3-1	Creighton	W	2-1
3-1	Oklahoma City	L	9-1
3-2	Creighton	L	1-0 (8)
3-2	Missouri State	L	5-2
3-5	at FLORIDA*	L	2-1 (9)
3-5	at FLORIDA*	L	3-1
South Florida Tournament (Tampa, Fla.)			
3-7	vs Michigan State	L	8-0
3-7	vs Ball State	L	4-2 (8)
3-7	vs Hofstra	W	6-5 (8)
3-8	vs East Carolina	L	3-1 (9)
3-8	vs Florida State	L	4-0
3-14	ALABAMA*	W	9-1
3-14	ALABAMA*	L	3-2
3-15	ALABAMA*	W	2-1 (8)
3-15	ALABAMA*	L	7-1
3-17	at #2 Fresno State	L	8-0
3-17	at #2 Fresno State	L	8-0
3-18	at #19 Pacific	L	2-1
3-17	at #19 Pacific	L	6-2
Sacramento St. Tournament (Sacramento, Calif.)			
3-20	vs Wisconsin	L	5-0
3-21	at Sacramento State	L	3-1
3-21	vs Kansas	L	3-0
3-21	vs San Jose State	L	4-3
3-22	vs Toledo	L	2-1
3-28	MISSISSIPPI STATE*	L	3-2
3-28	MISSISSIPPI STATE*	W	4-0
3-29	MISSISSIPPI STATE*	W	10-4
3-29	MISSISSIPPI STATE*	W	2-1
4-5	at AUBURN*	L	7-6 (10)
4-5	at AUBURN*	L	2-1 (8)
4-6	at AUBURN*	L	2-0
4-6	at AUBURN*	L	9-0
4-9	Tulsa	L	4-3
4-9	Tulsa	W	9-7
4-13	GEORGIA*	W	2-1
4-13	GEORGIA*	L	4-3
4-16	at Missouri State	L	6-0
4-16	at Missouri State	L	8-3
4-18	LSU*	L	3-0
4-18	LSU*	L	2-1
4-19	LSU*	W	2-1 (8)
4-19	LSU*	L	7-1
4-25	at KENTUCKY*	L	3-4
4-25	at KENTUCKY*	W	4-3
4-27	at TENNESSEE*	L	8-0
4-27	at TENNESSEE*	L	9-2
5-2	OLE MISS*	W	2-1 (8)
5-2	OLE MISS*	W	2-1
5-3	OLE MISS*	W	5-1
5-3	OLE MISS*	W	6-2

1998

21-38 (13-17 SEC)  
H: 10-9 | A: 8-15 | N: 3-14

Date	Opponent	W/L	Score
Northeast La. Invitational (Monroe, La.)			
2-20	vs Northwestern State	L	3-2 (11)
2-20	vs Louisiana Tech	L	5-1
2-21	vs Oklahoma City	L	2-3
2-21	vs Nicholls	W	2-1
2-21	vs Centenary	W	9-0
Santa Barbara Invitational (Santa Barbara, Calif.)			
2-27	vs Evansville	L	1-0
2-27	at UC Santa Barbara	L	9-8 (13)
2-28	vs Cal Poly	L	2-0
3-1	vs Evansville	L	7-1
3-1	vs Cal Poly	L	4-0
Lady Razorback Invitational (Fayetteville)			
3-6	DePaul	L	6-2
3-6	Creighton	L	3-2
3-11	Kansas	L	4-2
3-11	Kansas	W	3-2
3-13	at ALABAMA*	L	7-1
3-13	at ALABAMA*	L	12-0
3-14	at ALABAMA*	L	7-0
3-14	at ALABAMA*	L	3-0
3-16	at Jacksonville State	W	12-6
3-16	at Jacksonville State	W	1-0
Cal St-Sac Tournament (Sacramento, Calif.)			
3-19	vs #15 California	L	7-0
3-20	vs #7 Hawai'i	L	3-0
3-20	vs Kansas	W	9-7
3-20	vs Pacific	L	5-1
3-21	vs Missouri State	L	3-0
3-25	at Missouri State	L	1-0
3-25	at Missouri State	L	4-2
3-27	MISSISSIPPI STATE*	L	6-0
3-27	MISSISSIPPI STATE*	W	2-1
3-28	MISSISSIPPI STATE*	L	3-2
3-28	MISSISSIPPI STATE*	L	6-2
4-1	at Tulsa	W	4-1
4-1	at Tulsa	L	2-1
4-3	AUBURN*	W	5-4
4-3	AUBURN*	L	4-2
4-4	AUBURN*	W	5-4
4-4	AUBURN*	W	6-4
4-10	at SOUTH CAROLINA*	L	2-1
4-10	at SOUTH CAROLINA*	W	5-4
4-12	at GEORGIA*	W	3-0
4-12	at GEORGIA*	W	2-1
4-14	Oklahoma City	W	1-0
4-14	Oklahoma City	L	5-3
4-17	at #11 LSU*	L	1-0
4-17	at #11 LSU*	L	1-0
4-19	at #11 LSU*	L	3-2
4-19	at #11 LSU*	L	8-0
4-22	FLORIDA*	L	2-1
4-22	FLORIDA*	W	4-2
4-24	KENTUCKY*	L	5-2
4-24	KENTUCKY*	W	8-0
4-26	TENNESSEE*	W	5-3
4-26	TENNESSEE*	W	2-0
4-28	at OLE MISS*	W	2-1
4-28	at OLE MISS*	L	4-3
4-29	at OLE MISS*	L	1-0
4-29	at OLE MISS*	W	3-2
SEC Tournament (Columbus, Ga.)			
5-8	vs LSU	L	2-1
5-8	vs Tennessee	L	2-1

1999

46-29 (17-13 SEC)  
H: 26-6 | A: 8-11 | N: 12-12

Date	Opponent	W/L	Score
UTA Tournament (Arlington, Texas)			
2-12	at UT Arlington	W	2-1
2-12	vs Tulsa	W	5-0
2-13	vs Texas A&M	L	2-0
2-13	vs UTSA	L	3-2
2-14	vs Texas Tech	L	6-5
2-16	Oklahoma City	W	8-7
2-16	Oklahoma City	W	7-3 (10)
Hampton Inn Invitational (Fayetteville)			
2-20	Pittsburg State	W	9-0
2-20	McNeese	W	2-1
2-21	McNeese	W	7-2
2-21	Pittsburg	W	7-1
Troy Cox Softball Classic (Las Cruces, N.M.)			
2-26	vs #12 Oregon State	L	10-1
2-26	at New Mexico State	W	6-2
2-27	vs Wichita State	W	7-4
2-27	vs Utah	L	4-2
2-27	vs Wichita State	W	1-0
2-28	at New Mexico State	L	3-2
3-3	Missouri Southern	L	2-1
3-3	Missouri Southern	W	6-0
Morning News Invitational (Fayetteville)			
3-6	Oklahoma City	W	4-3
3-6	Centenary	W	9-1
3-7	Centenary	W	8-0
3-7	Oklahoma City	W	3-2
San Jose State Invitational (San Jose, Calif.)			
3-12	vs Utah State	W	3-0
3-12	vs #6 Arizona State	L	5-0
3-12	vs Loyola Marymount	L	5-1
3-13	vs Colorado State	W	2-0
3-13	vs Utah	L	6-0
3-13	vs Texas Tech	W	4-1
3-13	vs Loyola Marymount	W	4-3
3-13	vs Purdue	L	11-10
3-16	at Kansas	W	5-3
3-16	at Kansas	L	6-1
3-20	ALABAMA*	W	5-4 (8)
3-20	ALABAMA*	W	4-2
3-21	ALABAMA*	L	6-3
3-21	ALABAMA*	L	12-7 (19)
3-24	at Missouri State	L	3-0
3-24	at Missouri State	L	3-2
3-26	at FLORIDA*	W	4-0
3-26	at FLORIDA*	L	2-0
4-2	at MISSISSIPPI STATE*	L	5-2
4-2	at MISSISSIPPI STATE*	L	4-0
4-3	at MISSISSIPPI STATE*	L	7-2
4-3	at MISSISSIPPI STATE*	L	4-2
4-7	Missouri State	W	2-1
4-7	Missouri State	W	2-1
4-9	at AUBURN*	W	1-0
4-9	at AUBURN*	W	2-1
4-10	at AUBURN*	W	4-0
4-10	at AUBURN*	W	4-0
4-16	#11 SOUTH CAROLINA*	W	1-0
4-16	#11 SOUTH CAROLINA*	W	1-0
4-18	GEORGIA*	W	3-2
4-18	GEORGIA*	W	1-0 (8)
4-21	Tulsa	W	3-0
4-21	Tulsa	W	2-1
4-23	LSU*	L	3-1
4-23	LSU*	L	4-0
4-24	LSU*	L	9-0
4-24	LSU*	L	2-1
4-27	at TENNESSEE*	L	3-0
4-27	at TENNESSEE*	L	9-1
4-28	at KENTUCKY*	W	2-0
4-28	at KENTUCKY*	L	4-2
5-7	OLE MISS*	W	4-1
5-7	OLE MISS*	W	3-2 (8)
5-8	OLE MISS*	W	6-0
5-8	OLE MISS*	W	4-2
SEC Tournament (Columbus, Ga.)			
5-13	vs South Carolina	W	4-1
5-14	vs #7 LSU	L	10-0
5-15	vs Alabama	W	3-2
5-15	vs Tennessee	W	3-2 (10)
5-16	vs Tennessee	W	3-2
5-16	vs #7 LSU	L	4-3 (10)

Year-by-Year Results

2000

44-31 (19-11 SEC)  
H: 19-8 | A: 9-11 | N: 16-12

2001

36-30 (14-16 SEC)  
H: 15-9-11 | A: 11-13 | N: 10-6

2002

39-28-1 (14-16 SEC)  
H: 15-9-11 | A: 14-12 | N: 10-7

Date	Opponent	W/L	Score
UTA/Isuzu Motors Invitational (Arlington, Texas)			
2-11	vs #5 Southern Miss.	L	7-0
2-11	vs Stephen F. Austin	L	1-0
2-11	vs Northwestern State	L	2-1
2-12	vs Purdue	W	3-2
2-12	vs Auburn	W	7-4
2-13	vs Bethune-Cookman	W	12-3
2-13	vs Northwestern State	W	5-3
2-13	vs #8 Oklahoma	L	5-3
Campbell/Cartier Tournament (San Diego, Calif.)			
2-18	vs #3 Fresno State	L	1-0
2-18	vs #15 Long Beach St.	L	2-1
2-19	vs #21 Stanford	L	8-2
2-20	vs CSUN	W	1-0
2-20	at San Diego State	W	2-1
2-23	at #8 Oklahoma	L	3-0
2-23	at #8 Oklahoma	L	6-3
Morning News Invitational (Fayetteville)			
2-25	Virginia	W	7-1
2-25	Virginia	W	5-0
2-26	Notre Dame	W	4-2
2-26	Notre Dame	L	2-0
2-27	Missouri	W	6-2
2-27	Missouri	W	5-1
Florida International Tournament (Miami, Fla.)			
3-3	vs Florida A&M	W	8-0
3-3	vs Pittsburgh	W	2-0
3-4	vs Ohio State	W	6-1
3-4	vs FAU	L	5-0
3-5	vs Eastern Michigan	W	6-1
3-5	vs Wichita State	W	4-2
3-5	vs FAU	W	7-3
3-8	at Missouri State	L	5-4
3-8	at Missouri State	L	10-2
3-17	at ALABAMA*	L	2-1
3-17	at ALABAMA*	W	11-6
3-18	at ALABAMA*	L	3-0
3-18	at ALABAMA*	L	8-6
Border War (Tulsa, Okla.)			
3-23	at Tulsa	L	3-0
3-23	vs Oklahoma State	-	Cancelled
3-25	#24 FLORIDA*	W	2-1
3-25	#24 FLORIDA*	W	8-7
3-29	Kansas	L	4-2 (8)
3-29	Kansas	W	5-2
3-31	#19 MISSISSIPPI STATE*	W	2-1
3-31	#19 MISSISSIPPI STATE*	L	1-0
4-1	#19 MISSISSIPPI STATE*	L	4-3
4-1	#19 MISSISSIPPI STATE*	L	4-0
4-4	Oklahoma City	W	2-1 (10)
4-4	Oklahoma City	W	5-0
4-7	AUBURN*	W	2-0
4-7	AUBURN*	W	6-2
4-8	AUBURN*	L	3-1
4-8	AUBURN*	W	4-2
4-12	Missouri State	L	1-0
4-12	Missouri State	W	5-0
4-14	at GEORGIA*	W	7-5
4-14	at GEORGIA*	W	4-0
4-15	at #19 SOUTH CAROLINA*	W	4-0
4-15	at #19 SOUTH CAROLINA*	W	4-3 (12)
4-21	at #7 LSU*	L	3-1
4-21	at #7 LSU*	L	7-0
4-22	at #7 LSU*	L	3-1
4-22	at #7 LSU*	L	9-0
4-28	TENNESSEE*	W	2-1
4-28	TENNESSEE*	W	5-3
4-30	KENTUCKY*	W	2-1
4-30	KENTUCKY*	W	2-1
5-3	at OLE MISS*	W	3-0
5-3	at OLE MISS*	W	2-0
5-4	at OLE MISS*	W	5-0
5-4	at OLE MISS*	W	7-3 (11)
SEC Tournament (Columbus, Ga.)			
5-11	vs #22 Mississippi State	L	2-1
5-12	vs #7 LSU	L	2-0
5-13	vs Florida	W	2-1
5-13	vs #25 South Carolina	W	3-1
5-14	vs #25 South Carolina	L	2-1
NCAA Regional (Norman, Okla.)			
5-18	vs CSUN	W	5-0
5-19	vs #13 Oregon State	L	4-1
5-20	vs Northwestern	L	5-0

Date	Opponent	W/L	Score
UTA/Isuzu Motors Invitational (Arlington, Texas)			
2-9	vs Houston	W	14-10
2-9	vs Baylor	L	3-1
2-9	vs Bethune-Cookman	W	3-0
2-10	vs UIC	W	6-2
2-10	vs #2 Oklahoma	L	8-1
Mardi Gras Classic (Monroe, La.)			
2-17	vs Drake	W	2-1
2-17	vs Georgia Tech	W	3-2
2-18	vs Virginia Tech	W	1-0
2-18	at ULM	L	2-1
2-20	#2 Oklahoma	L	2-0
2-20	#2 Oklahoma	L	3-2
Morning News Invitational (Fayetteville)			
2-23	Maine	W	2-0
2-24	#14 Notre Dame	L	4-3
2-25	#14 Notre Dame	W	2-0
2-25	Texas Tech	L	2-1
2-25	Texas Tech	W	1-0
Golden Panther Invitational (Miami, Fla.)			
3-2	at FIU	W	4-1
3-2	vs Ohio State	L	2-1
3-3	vs Wichita State	W	5-0
3-3	vs FAU	L	2-1 (8)
3-4	vs Ohio State	W	1-0
3-10	#18 SOUTH CAROLINA*	L	2-1
3-10	#18 SOUTH CAROLINA*	L	1-0
3-11	#18 SOUTH CAROLINA*	W	4-0
3-14	at Missouri State	W	5-4
3-14	at Missouri State	W	5-0
3-17	at #4 ALABAMA*	L	1-0
3-17	at #4 ALABAMA*	L	4-0
3-18	at #4 ALABAMA*	L	3-0
3-20	at Samford	-	Cancelled
3-21	at Georgia Tech	L	4-0
3-22	at Georgia State	W	7-0
3-22	at Georgia State	L	3-2
3-24	at AUBURN*	W	6-0
3-24	at AUBURN*	W	5-2
3-25	at AUBURN*	W	4-3
3-28	at Kansas	L	3-1
3-28	at Kansas	W	3-0
3-31	FLORIDA*	L	2-1
3-31	FLORIDA*	L	1-0
4-1	FLORIDA*	W	1-0
4-3	LSU*	L	3-0
4-3	LSU*	W	3-2
4-4	LSU*	L	5-0
4-7	GEORGIA*	L	3-1
4-7	GEORGIA*	W	6-1
4-8	GEORGIA*	W	2-1 (8)
Border War (Stillwater, Okla.)			
4-11	at Oklahoma State	W	3-0
4-11	vs Tulsa	W	10-1
4-14	at TENNESSEE*	L	4-2
4-14	at TENNESSEE*	W	3-0
4-15	at TENNESSEE*	L	4-2
4-18	OLE MISS*	W	2-1 (8)
4-18	OLE MISS*	W	2-0
4-19	OLE MISS*	W	2-0
4-24	Oklahoma City	W	2-0
4-24	Oklahoma City	W	2-1
4-28	at MISSISSIPPI STATE*	L	2-1 (8)
4-28	at MISSISSIPPI STATE*	L	1-0
4-29	at MISSISSIPPI STATE*	L	3-0
5-5	KENTUCKY*	L	3-1
5-5	KENTUCKY*	W	4-0
5-6	KENTUCKY*	W	1-0
SEC Tournament (Chattanooga, Tenn.)			
5-10	vs #7 Alabama	L	2-0
5-11	vs Kentucky	W	1-0
5-12	vs Mississippi State	W	7-2
5-12	vs #22 South Carolina	L	1-0 (9)

Date	Opponent	W/L	Score
1-31	at FIU	W	5-3 (10)
Bethune-Cookman 3-Way (Daytona Beach, Fla.)			
2-3	at Bethune-Cookman	W	4-3 (8)
2-3	at Bethune-Cookman	W	2-1
2-3	vs UCF	L	6-5
2-3	vs UCF	W	2-1
Long Beach State Classic (Long Beach, Calif.)			
2-8	vs Loyola Marymount	W	2-1
2-8	at Long Beach State	W	2-1 (10)
2-9	vs UC Riverside	W	4-2
2-9	vs Loyola Marymount	W	3-0
2-10	at Long Beach State	L	2-1 (8)
2-10	vs UC Riverside	W	4-1
Aggie Invitational (College Station, Texas)			
2-15	vs Utah	L	3-0
2-15	at Texas A&M	L	2-1 (9)
2-16	vs Utah	W	1-0
2-16	vs Boston College	W	4-0
2-17	at Texas A&M	L	2-0
2-23	Oregon	W	5-1
2-23	Oregon	L	3-0
2-24	Oregon	W	8-5
2-27	at Oklahoma (DH)	-	Rained Out
Frost Cutlery Classic (Chattanooga, Tenn.)			
3-1	vs Virginia Tech	W	5-0
3-1	vs Wisconsin	W	6-0
3-9	at #24 SOUTH CAROLINA*	L	4-1
3-9	at #24 SOUTH CAROLINA*	W	5-2
3-10	at #24 SOUTH CAROLINA*	L	4-0
3-11	at Coastal Carolina	W	7-1
3-11	at Coastal Carolina	W	2-1
3-16	#17 ALABAMA*	W	2-0
3-16	#17 ALABAMA*	L	5-4
3-17	#17 ALABAMA*	L	4-1
3-21	at Southern Miss	W	2-1
3-21	at Southern Miss	W	3-2
3-23	AUBURN*	W	6-3
3-23	AUBURN*	W	4-0
3-24	AUBURN*	W	3-2
3-27	Kansas	L	2-1
3-27	Kansas	L	3-0
3-30	at FLORIDA*	L	4-1
3-30	at FLORIDA*	L	2-1
3-31	at FLORIDA*	W	4-1
4-2	#5 LSU*	L	3-0
4-2	#5 LSU*	L	4-0
4-3	#5 LSU*	L	5-0
4-6	at #23 GEORGIA*	L	3-2
4-6	at #23 GEORGIA*	L	4-3
4-7	at #23 GEORGIA*	L	3-1
Border War (Fayetteville)			
4-10	Oklahoma State	W	3-0
4-10	Tulsa	W	7-1
4-13	TENNESSEE*	W	6-0
4-13	TENNESSEE*	L	8-2
4-14	TENNESSEE*	W	4-0
4-17	at OLE MISS*	W	1-0
4-17	at OLE MISS*	L	3-2
4-18	at OLE MISS*	W	5-2
4-23	Oklahoma City	W	2-1 (8)
4-23	Oklahoma City	T	0-0
4-24	Missouri State	W	4-0
4-24	Missouri State	W	4-3 (10)
4-27	MISSISSIPPI STATE*	W	1-0
4-27	MISSISSIPPI STATE*	W	7-6
4-28	MISSISSIPPI STATE*	W	7-0
5-2	at KENTUCKY*	L	6-5 (8)
5-3	at KENTUCKY*	L	4-0
5-3	at KENTUCKY*	W	7-2
SEC Tournament (Chattanooga, Tenn.)			
5-9	vs #18 Alabama	L	2-1
5-10	vs Mississippi State	L	5-1
NCAA Regional (Norman, Okla.)			
5-16	vs #23 Texas A&M	L	6-2
5-17	vs Army	W	2-0
5-17	vs #8 Texas	L	6-2

Year-by-Year Results

2003

24-36 (8-22 SEC)  
H: 7-12 | A: 8-17 | N: 9-7

Date	Opponent	W/L	Score
SWT/CenturyTel Classic (San Marcos, Texas)			
1-31	at Texas State	L	4-1
1-31	vs Houston	W	5-4
2-1	vs Texas Tech	W	6-5 (9)
2-1	vs Texas A&M-Corpus Christi	L	3-0
2-2	vs Oregon	W	3-1
UCF/Triple Crown Tournament (St. Augustine, Fla.)			
2-7	vs Evansville	L	2-0
2-7	vs Jacksonville	L	3-2 (8)
2-8	vs Kansas City	W	1-0 (8)
2-8	vs UCF	W	6-2
Pepsi/Arizona Invitational (Tucson, Ariz.)			
2-14	vs #6 Washington	L	12-3
2-15	vs Northwestern	L	8-0
2-15	vs Minnesota	L	7-4
2-16	at #2 Arizona	L	9-1
2-22	Akron	W	4-3
2-22	Akron	W	8-4
Desert Classic (St. George, Utah)			
2-28	vs Utah State	W	7-0
2-28	vs Utah State	W	9-0
3-2	vs Georgia Southern	W	13-6
3-3	vs CSUN	L	7-4
3-3	vs Georgia Southern	W	3-2
3-8	at #20 ALABAMA*	L	7-1
3-8	at #20 ALABAMA*	L	4-3
3-9	at #20 ALABAMA*	L	5-0
3-12	OLE MISS*	L	3-2
3-12	OLE MISS*	W	4-1
3-13	OLE MISS*	W	4-2
3-15	at AUBURN*	W	4-1
3-16	at AUBURN*	L	2-0
3-16	at AUBURN*	L	3-2
3-18	at Georgia Tech	L	3-2
3-18	at Georgia Tech	W	3-2
3-22	FLORIDA*	L	2-1 (8)
3-22	FLORIDA*	W	2-1
3-23	FLORIDA*	L	5-1
3-25	#14 SOUTH CAROLINA*	L	5-2
3-25	#14 SOUTH CAROLINA*	L	6-1
3-26	#14 SOUTH CAROLINA*	L	5-1
3-29	#9 GEORGIA*	L	6-1
3-29	#9 GEORGIA*	L	11-0
3-30	#9 GEORGIA*	L	4-0
4-1	Southern Miss	W	2-1 (9)
4-1	Southern Miss	L	7-6
4-3	at Tennessee Tech	W	2-1 (8)
4-3	at Tennessee Tech	W	7-1
4-5	at TENNESSEE*	L	1-0
4-5	at TENNESSEE*	L	9-2
4-6	at TENNESSEE*	L	2-0
4-16	at Kansas	W	5-1
4-16	at Kansas	L	1-0
4-18	at MISSISSIPPI STATE*	W	5-1
4-18	at MISSISSIPPI STATE*	L	3-2
4-19	at MISSISSIPPI STATE*	W	4-1
4-22	at #11 LSU*	L	10-1
4-22	at #11 LSU*	W	6-5
4-23	at #11 LSU*	L	8-0
4-26	KENTUCKY*	W	2-1
4-26	KENTUCKY*	L	4-0
4-27	KENTUCKY*	L	7-6 (10)
4-29	Missouri State	L	7-0
4-29	Missouri State	L	5-4

2004

18-40 (6-24 SEC)  
H: 8-20 | A: 6-15 | N: 4-5

Date	Opponent	W/L	Score
Florida Tournament (Gainesville, Fla.)			
2-6	vs Chattanooga	L	1-0 (9)
2-6	vs USF	L	4-2
2-7	vs Appalachian State	W	1-0
2-7	at Florida	L	4-3
2-8	vs Missouri	L	5-3
UNLV Tournament (Las Vegas, Nev.)			
2-20	at UNLV	W	1-0
2-21	vs UTEP	W	5-0
2-21	vs Butler	W	5-3
2-21	vs Northern Illinois	W	1-0 (8)
2-22	vs Northwestern State	L	6-1
2-28	Mississippi Valley State	W	4-0
2-28	Mississippi Valley State	L	8-4
2-29	Mississippi Valley State	W	5-1
3-6	#8 ALABAMA*	L	8-3
3-6	#8 ALABAMA*	L	4-2
3-7	#8 ALABAMA*	L	7-1
3-13	AUBURN*	L	1-0 (9)
3-14	AUBURN*	L	9-0
3-14	AUBURN*	L	3-0
3-16	at #15 SOUTH CAROLINA*	L	6-1
3-16	at #15 SOUTH CAROLINA*	L	2-1 (8)
3-17	at #15 SOUTH CAROLINA*	L	6-5
3-19	at Jacksonville	W	2-1
3-20	at #17 FLORIDA*	L	3-1
3-20	at #17 FLORIDA*	L	7-2
3-21	at #17 FLORIDA*	W	5-4 (11)
3-24	Missouri State	W	6-5 (10)
3-24	Missouri State	W	2-0
3-25	Oklahoma City	L	1-0
3-25	Oklahoma City	L	5-1
3-27	at #5 GEORGIA*	L	8-0
3-27	at #5 GEORGIA*	L	5-2
3-28	at #5 GEORGIA*	L	2-1
Border War (Stillwater, Okla.)			
3-31	vs Tulsa	L	6-0
3-31	at Oklahoma State	L	2-1
4-3	#12 TENNESSEE*	L	7-3
4-3	#12 TENNESSEE*	W	6-3
4-4	#12 TENNESSEE*	L	6-0
4-6	#4 LSU*	L	7-0
4-6	#4 LSU*	L	8-0
4-7	#4 LSU*	W	10-1
4-9	Marshall	L	1-0 (11)
4-10	Marshall	L	3-0
4-13	at OLE MISS*	L	5-4 (11)
4-14	at OLE MISS*	L	2-0
4-14	at OLE MISS*	W	1-0 (9)
4-17	MISSISSIPPI STATE*	L	2-0
4-17	MISSISSIPPI STATE*	L	8-0
4-18	MISSISSIPPI STATE*	W	4-2
4-21	Kansas	L	5-4 (10)
4-21	Kansas	L	1-0
4-24	KENTUCKY*	W	1-0 (8)
4-24	KENTUCKY*	L	8-5
4-25	KENTUCKY*	W	5-1
4-29	at Wichita State	L	1-0
4-29	at Wichita State	L	3-0

2005

19-43 (4-25 SEC)  
H: 11-17 | A: 4-21 | N: 4-5

Date	Opponent	W/L	Score
Mustang Roundup (San Luis Obispo, Calif.)			
2-4	vs Sacramento State	L	4-0
2-4	vs Nevada	W	3-4
2-5	vs Colorado State	W	2-1
2-5	at Cal Poly	L	8-0
2-6	vs Colorado State	L	6-4
Las Cruces Hilton Classic (Las Cruces, N.M.)			
2-11	vs UT Arlington	W	5-4
2-11	vs Kansas	L	5-1
2-13	vs Purdue	W	7-6
2-13	at New Mexico State	L	8-3
Islander Invitational (Corpus Christi, Texas)			
2-18	vs UT Arlington	L	3-0
2-18	at Texas A&M-Corpus Christi	L	2-0
2-20	vs Sam Houston State	L	1-0
Lady'Back Invitational (Fayetteville)			
2-26	Kansas City	W	7-1
2-26	ULM	W	6-1
2-27	ULM	W	8-0
3-2	at #12 Oklahoma	L	12-0
3-2	at #12 Oklahoma	L	8-0
Arkansas Invitational (Fayetteville)			
3-5	Mississippi Valley State	W	8-2
3-5	Northwestern State	L	5-2
3-6	Northwestern State	W	2-1
3-6	Mississippi Valley State	W	9-1
3-8	SOUTH CAROLINA*	L	6-1
3-8	SOUTH CAROLINA*	L	3-0
3-9	SOUTH CAROLINA*	L	5-3
3-12	at AUBURN*	L	4-0
3-12	at AUBURN*	L	10-1
3-13	at AUBURN*	L	10-2
3-16	Stephen F. Austin	L	9-5
3-16	Stephen F. Austin	L	7-6
3-19	#16 FLORIDA*	L	2-1 (8)
3-19	#16 FLORIDA*	L	9-0
3-20	#16 FLORIDA*	L	8-0
3-23	Centenary	W	3-1
3-23	Centenary	W	6-5
3-25	#13 GEORGIA*	L	1-0
3-25	#13 GEORGIA*	L	10-0
3-26	#13 GEORGIA*	L	10-4
Border War (Fayetteville)			
3-29	Oklahoma State	L	4-3
3-29	Tulsa	W	7-2
4-3	at #4 TENNESSEE*	L	6-0
4-3	at #4 TENNESSEE*	L	2-1
4-6	LSU*	W	5-3
4-6	LSU*	L	8-3
4-7	LSU*	L	6-4
4-13	at Missouri State	L	5-3
4-13	at Missouri State	W	4-0
4-16	at MISSISSIPPI STATE*	L	5-4
4-16	at MISSISSIPPI STATE*	L	1-0
4-17	at MISSISSIPPI STATE*	L	2-1
4-19	Oklahoma City	L	1-0
4-19	Oklahoma City	W	7-4
4-23	KENTUCKY*	W	10-2
4-23	KENTUCKY*	W	4-0
4-24	KENTUCKY*	W	10-2
4-26	at Kansas	L	7-2
4-26	at Kansas	L	6-5
5-3	OLE MISS*	L	2-1
5-3	OLE MISS*	L	4-1
5-4	OLE MISS*	L	1-0 (9)
5-6	at #9 ALABAMA*	L	4-0
5-7	at #9 ALABAMA*	L	4-0
5-7	at #9 ALABAMA*	L	8-1



Year-by-Year Results

2006

26-35 (10-19 SEC)  
H: 17-17 | A: 6-12 | N: 3-6

2007

21-43 (6-22 SEC)  
H: 9-19 | A: 6-19 | N: 6-5

2008

37-29 (8-20 SEC)  
H: 16-12 | A: 6-13 | N: 15-4

Date	Opponent	W/L	Score
Diamond Fun and Sun Classic (Miami, Fla.)			
2-10	vs #10 Georgia	L	7-6 (9)
2-10	vs North Carolina	L	5-0
2-11	vs #24 Iowa	W	1-0
2-11	at FIU	L	8-3
2-12	vs #24 Iowa	L	5-1
2-12	vs North Carolina	L	8-4
Centenary College Classic (Shreveport, La.)			
2-17	vs UAB	L	9-1
2-17	at Centenary	L	6-4
Lady'Back Invitational (Fayetteville)			
2-24	Drake	W	1-0 (8)
2-24	Penn State	L	3-2 (10)
2-25	North Dakota State	W	3-0
2-26	Kansas City	W	3-0
2-26	Missouri State	W	3-2
Country Inn and Suites Arkansas Invitational (Fayetteville)			
3-3	Jacksonville State	W	2-1 (11)
3-3	Jacksonville State	W	6-2
3-4	Northwestern State	W	7-0
3-4	Northwestern State	W	3-1 (8)
3-5	Centenary	W	3-0
3-5	Centenary	W	1-0
3-11	at #12 GEORGIA*	L	6-1
3-11	at #12 GEORGIA*	L	6-3
3-12	at #12 GEORGIA*	W	1-0
3-16	Oklahoma City	L	7-6
3-16	Oklahoma City	W	7-0 (1)
3-18	#22 MISSISSIPPI STATE*	L	5-0
3-18	#22 MISSISSIPPI STATE*	L	5-2
3-19	#22 MISSISSIPPI STATE*	W	4-2
3-21	at OLE MISS*	L	2-1
3-21	at OLE MISS*	W	4-3
3-22	at OLE MISS*	W	9-0 (5)
3-25	at FLORIDA*	L	9-8
3-25	at FLORIDA*	W	5-1
3-26	at FLORIDA*	L	3-2 (10)
Border War (Tulsa, Okla.)			
3-29	vs Oklahoma State	L	8-1
3-29	at Tulsa	L	7-4
4-1	#5 TENNESSEE*	L	5-0
4-1	#5 TENNESSEE*	L	8-1
4-2	#5 TENNESSEE*	L	6-0
4-5	Kansas	L	2-1
4-5	Kansas	L	1-0
4-9	at SOUTH CAROLINA*	L	3-0
4-9	at SOUTH CAROLINA*	L	1-0
4-11	Missouri State	W	5-1
4-11	Missouri State	W	1-0
4-14	at KENTUCKY*	L	8-0 (6)
4-15	at KENTUCKY*	W	2-1
4-15	at KENTUCKY*	W	2-0
4-19	vs ULM (Sherwood, Ark.)	W	3-2
4-19	vs ULM (Sherwood, Ark.)	W	4-3
4-22	#18 AUBURN*	L	5-4
4-22	#18 AUBURN*	W	2-0
4-23	#18 AUBURN*	L	2-1
4-25	#11 LSU*	W	3-2
4-26	#11 LSU*	L	4-3
4-26	#11 LSU*	W	3-2 (9)
5-1	#23 Oklahoma	L	5-4
5-1	#23 Oklahoma	L	5-0
5-5	#4 ALABAMA*	L	7-2
5-5	#4 ALABAMA*	L	7-0
5-6	#4 ALABAMA*	L	9-2
SEC Tournament (Athens, Ga.)			
5-11	at #8 Georgia	L	2-0

Date	Opponent	W/L	Score
USF-Best Western Tournament (Tampa, Fla.)			
2-9	vs Virginia	L	2-1
2-9	at #22 USF	W	6-5
2-10	vs WKU	L	1-0
2-10	at #22 USF	L	2-1
2-11	Virginia	L	4-1
Texas A&M Aggie Classic (College Station, Texas)			
2-16	vs UTSA	W	8-0
2-16	at #3 Texas A&M	L	4-1
2-17	vs UTSA	W	7-0
2-17	at #3 Texas A&M	L	11-0 (5)
2-18	vs Rutgers	W	8-6
Clarion Inn Lady'Back Invitational (Fayetteville)			
2-23	Kansas City	W	7-0
2-23	Wichita State	L	3-1
2-24	Missouri	L	6-3
2-24	Colorado State	L	6-1
2-25	Missouri	L	12-11
2-28	at #6 Oklahoma	L	14-0 (5)
2-28	at #6 Oklahoma	L	10-2 (5)
Holiday Inn Express Arkansas Invitational (Fayetteville)			
3-2	ULM	W	1-0
3-2	Northern Iowa	L	3-0
3-3	Northern Iowa	W	9-1 (6)
3-3	ULM	L	4-1
3-4	Northern Iowa	W	6-5
3-4	ULM	W	8-5
3-6	North Texas	W	7-3
3-10	SOUTH CAROLINA*	L	1-0
3-10	SOUTH CAROLINA*	W	7-0
3-11	SOUTH CAROLINA*	L	4-1
3-14	Western Illinois	L	3-1
3-14	Western Illinois	L	2-1
Big Red Tournament (Lincoln, Neb.)			
3-16	at Nebraska	L	6-2
3-16	vs North Dakota State	L	10-0 (5)
3-17	at Nebraska	L	5-0
3-17	vs North Dakota State	W	2-1
3-18	vs North Dakota State	L	6-5
3-18	at Nebraska	W	5-4
3-21	at #2 ALABAMA*	L	9-0 (5)
3-21	at #2 ALABAMA*	L	5-2
3-24	at #1 TENNESSEE*	L	4-0
3-24	at #1 TENNESSEE*	L	1-0
3-25	at #1 TENNESSEE*	L	5-0
3-27	AUBURN*	L	3-1
3-27	AUBURN*	L	2-1
Border War (Stillwater, Okla.)			
3-29	at Oklahoma State	-	Cancelled
3-29	vs Tulsa	-	Cancelled
3-31	KENTUCKY*	W	14-8
3-31	KENTUCKY*	W	5-2
4-1	KENTUCKY*	W	2-0
4-3	at Kansas	L	4-2
4-3	at Kansas	W	6-1
4-6	at #23 FLORIDA*	L	4-0
4-6	at #23 FLORIDA*	L	5-0
4-7	at #23 FLORIDA*	W	1-0
4-11	Alcorn State	-	Rained Out
4-14	at OLE MISS*	W	7-0
4-14	at OLE MISS*	L	1-0
4-15	at OLE MISS*	L	7-4
4-18	Louisiana Tech (Sherwood, Ark.)	W	1-0
4-18	Louisiana Tech (Sherwood, Ark.)	W	5-4
4-21	#6 LSU*	L	5-0
4-21	#6 LSU*	L	7-0
4-22	#6 LSU*	L	3-1
4-25	at Wichita State	-	Cancelled
4-28	GEORGIA*	L	5-0
4-28	GEORGIA*	L	7-2
4-29	GEORGIA*	L	5-3
5-4	at MISSISSIPPI STATE*	L	3-1
5-4	at MISSISSIPPI STATE*	W	11-8
5-5	at MISSISSIPPI STATE*	L	8-0 (5)

Date	Opponent	W/L	Score
Century Bank Classic (Texarkana, Ark.)			
2-8	vs UAB	W	6-5 (8)
2-8	vs UAB	L	4-2
2-9	vs Oklahoma State	W	4-3
2-9	vs Oklahoma State	W	3-2 (9)
2-10	vs Centenary	W	13-1 (6)
2-10	vs Centenary	W	9-1 (5)
Metrodome Classic (Minneapolis, Minn.)			
2-15	vs Tennessee Tech	W	2-1
2-15	vs Northern Iowa	L	3-0
2-15	vs Drake	W	5-4
2-16	vs Western Illinois	W	4-3
2-17	vs Iowa	W	5-3
2-17	at Minnesota	W	2-1
2-21	Northern Colorado	W	6-0
Clarion Inn Arkansas Invitational (Fayetteville)			
2-22	Northern Colorado	W	12-2 (5)
2-23	Alcorn State	W	7-4
2-24	Creighton	W	7-2
2-24	Saint Louis	W	18-3 (5)
Wilson/DeMarini Invitational (Tempe, Ariz.)			
2-29	vs San Jose State	W	9-2
2-29	vs FIU	W	13-4 (5)
3-1	vs Creighton	W	10-1
3-1	at #2 Arizona State	L	6-5 (8)
3-2	vs Drake	L	10-0 (5)
3-8	at SOUTH CAROLINA*	L	5-4
3-8	at SOUTH CAROLINA*	W	3-2
3-9	at SOUTH CAROLINA*	L	4-0
3-12	Indiana State	W	12-2 (5)
3-12	Indiana State	W	4-1
3-14	#4 FLORIDA*	L	1-0
3-14	#4 FLORIDA*	L	3-1
3-15	#4 FLORIDA*	L	7-2
3-18	at AUBURN*	L	9-6
3-18	at AUBURN*	L	5-3
3-21	#8 TENNESSEE*	W	5-2
3-21	#8 TENNESSEE*	L	11-2
3-22	#8 TENNESSEE*	L	4-2
Border War (Fayetteville)			
3-26	Oklahoma State	W	4-0
3-26	Tulsa	L	2-1
3-29	at #15 GEORGIA*	L	3-1
3-29	at #15 GEORGIA*	L	13-1
3-30	at #15 GEORGIA*	L	3-1
4-2	ULM	W	3-0
4-2	ULM	W	6-0
4-4	Texas A&M-Corpus Christi	W	11-2 (5)
4-5	Texas A&M-Corpus Christi	W	8-1
4-5	Texas A&M-Corpus Christi	W	5-1
4-7	#11 Oklahoma	W	3-2
4-7	#11 Oklahoma	L	3-2 (8)
4-10	Kansas	-	Cancelled
4-12	at KENTUCKY*	W	6-5 (9)
4-12	at KENTUCKY*	W	3-0
4-13	at KENTUCKY*	W	14-1 (5)
4-17	#1 ALABAMA*	L	4-0
4-17	#1 ALABAMA*	L	3-0
4-19	OLE MISS*	W	3-2
4-19	OLE MISS*	L	8-0 (5)
4-20	OLE MISS*	L	6-1
4-26	#15 LSU*	L	4-0
4-26	#15 LSU*	L	8-6 (8)
4-27	#15 LSU*	L	4-0
4-29	at Missouri State	L	5-2
4-29	at Missouri State	W	9-1 (5)
5-3	#23 MISSISSIPPI STATE*	W	3-1
5-3	#23 MISSISSIPPI STATE*	L	9-1
5-4	#23 MISSISSIPPI STATE*	W	7-6
NCAA Regional (Norman, Okla.)			
5-16	vs Tulsa	W	7-5
5-17	at #7 Oklahoma	L	6-5 (11)
5-17	vs Oregon	L	3-0

Year-by-Year Results

2009

27-29 (10-16 SEC)  
H: 10-8 | A: 8-14 | N: 9-7

Date	Opponent	W/L	Score
Southern Miss Invitational (Hattiesburg, Miss.)			
2-6	at Southern Miss	W	5-3
2-7	vs WKU	W	7-4
2-7	at Southern Miss	L	9-7
2-8	vs Samford	W	6-2
Metrodome Classic (Minneapolis, Minn.)			
2-13	vs Drake	L	6-5
2-14	at Minnesota	W	3-2
2-14	vs Western Illinois	W	5-3
2-15	vs Northern Iowa	L	7-0
2-15	vs Green Bay	W	8-0
FAU/FIU Strikeout Cancer Tour (Boca Raton, Fla.)			
2-20	vs FIU	L	10-1
2-20	at FAU	L	2-1
2-21	vs Missouri	L	8-0
2-21	at FAU	L	8-0
2-22	vs Fordham	W	7-3
Holiday Inn NWA Razorback Invitational (Fayetteville)			
2-27	Bradley	W	10-5
2-27	Ball State	W	1-0
Oklahoma State Mizuno Classic (Stillwater, Okla.)			
3-6	vs Drake	W	6-3
3-7	vs Cleveland State	W	3-1
3-7	vs Northern Colorado	L	6-2
3-8	at Oklahoma State	L	7-6
3-11	SOUTH CAROLINA*	W	4-0
3-11	SOUTH CAROLINA*	W	7-0
3-17	at MISSISSIPPI STATE*	W	8-3
3-17	at MISSISSIPPI STATE*	W	5-1
3-18	at MISSISSIPPI STATE*	W	3-2
3-21	KENTUCKY*	L	11-4
3-21	KENTUCKY*	W	8-5
3-22	KENTUCKY*	W	4-3
3-25	#9 TENNESSEE*	L	9-0
3-28	at OLE MISS*	L	5-4
3-28	at OLE MISS*	L	3-2
3-29	at OLE MISS*	W	6-0
Border War (Tulsa, Okla.)			
4-1	vs. Oklahoma State	W	8-0
4-1	at Tulsa	W	9-5
4-4	AUBURN*	L	4-3
4-4	AUBURN*	W	4-2
4-5	AUBURN*	L	5-4
4-8	at #13 Oklahoma	W	11-9
4-10	LSU*	W	8-7
4-10	LSU*	L	10-4
4-11	LSU*	L	7-4
4-15	Centenary	W	6-2
4-18	at #6 ALABAMA*	L	9-1
4-18	at #6 ALABAMA*	L	7-1
4-19	at #6 ALABAMA*	L	9-0
4-22	Missouri State	L	2-1
4-25	at #1 FLORIDA*	L	11-0
4-25	at #1 FLORIDA*	L	11-0
4-26	at #1 FLORIDA*	L	6-0
4-29	Kansas City	W	7-1
4-29	Kansas City	W	16-1
5-3	#9 GEORGIA*	L	8-0
5-3	#9 GEORGIA*	L	8-2
SEC Tournament (Knoxville, Tenn.)			
5-7	#5 Alabama	L	6-0
NCAA Regional (Norman, Okla.)			
5-15	vs Tulsa	L	6-0
5-16	at #10 Oklahoma	L	21-2

2010

28-29 ( 10-18 SEC)  
H: 12-13 | A: 7-11 | N: 9-5

Date	Opponent	W/L	Score
Metrodome Classic (Minneapolis, Minn.)			
2-12	vs Western Illinois	L	5-4
2-12	vs Iowa	W	2-1
2-13	vs Drake	L	2-1
2-13	at Minnesota	L	4-1
2-14	vs Iowa State	W	2-1
North Texas Invitational (Denton, Texas)			
2-19	at North Texas	L	10-2
2-19	vs Sam Houston State	W	12-1
2-20	vs Missouri State	W	6-5
2-20	vs Buffalo	W	6-0
NCAA Lead-Off Classic (Columbus, Ga.)			
2-26	vs Nebraska	W	2-0
2-26	vs UCF	W	6-0
2-27	vs #8 Georgia Tech	L	11-2 (5)
2-27	vs Iowa	W	3-2
2-28	vs Illinois	L	7-4
Razorback Invitational (Fayetteville)			
3-5	Eastern Illinois	W	9-1
3-5	#19 Louisiana	L	5-2
3-6	Iowa State	L	2-1
3-6	Drake	W	5-0
3-7	Southern Miss	W	2-1
Arkansas Invitational (Fayetteville)			
3-13	Louisiana Tech	W	5-2
3-13	Southeast Missouri	W	4-2
3-14	SIUE	W	9-3
3-14	Louisiana Tech	W	5-3 (9)
3-17	at SOUTH CAROLINA*	W	8-5
3-17	at SOUTH CAROLINA*	W	3-2
3-20	at KENTUCKY*	L	5-0
3-20	at KENTUCKY*	L	4-1
3-21	at KENTUCKY*	W	9-8
3-24	#9 Oklahoma	L	6-1
3-27	MISSISSIPPI STATE*	W	7-2
3-27	MISSISSIPPI STATE*	W	11-6
3-28	MISSISSIPPI STATE*	W	18-13
3-31	at Tulsa	L	13-2 (5)
3-31	at Tulsa	W	3-1
4-2	at #8 GEORGIA*	W	3-2 (8)
4-2	at #8 GEORGIA*	W	10-5
4-3	at #8 GEORGIA*	L	4-0
4-10	#4 FLORIDA*	L	9-5
4-10	#4 FLORIDA*	L	12-3 (5)
4-11	#4 FLORIDA*	L	6-1
4-14	#16 TENNESSEE*	L	3-1
4-14	#16 TENNESSEE*	L	5-3
4-17	at #15 LSU*	L	4-2
4-17	at #15 LSU*	L	3-2 (10)
4-18	at #15 LSU*	L	3-2
4-21	vs Memphis	W	6-1
4-24	#5 ALABAMA*	L	6-1
4-24	#5 ALABAMA*	L	16-8 (6)
4-25	#5 ALABAMA*	L	8-6
4-28	Missouri State	W	11-3
5-1	OLE MISS*	W	5-0
5-1	OLE MISS*	W	9-0 (5)
5-2	OLE MISS*	L	10-6
5-8	at AUBURN*	L	4-3
5-8	at AUBURN*	L	3-2
5-9	at AUBURN*	L	2-1
SEC Tournament (Fayetteville)			
5-13	#5 Alabama	L	9-0 (5)

2011

13-19 (3-23 SEC)  
H: 3-12 | A: 1-21 | N: 9-6

Date	Opponent	W/L	Score
25th Annual Louisiana Classics (Lafayette, La.)			
2-11	vs Prairie View A&M	W	16-0
2-11	vs Sam Houston State	W	6-5 (9)
2-12	at #17 Louisiana	L	14-1
2-12	vs Sam Houston State	L	9-6 (8)
2-13	vs Rhode Island	W	8-0
Louisville Slugger Desert Classic (Las Vegas, N.V.)			
2-18	vs #1 UCLA	W	4-3
2-18	at UNLV	L	3-2
2-19	vs #14 Oregon	L	8-7 (8)
2-19	vs Long Beach State	L	11-0
2-20	vs Utah	W	8-4 (8)
Holiday Inn Emerald Beach Islanders Classic (Corpus Christi, Texas)			
2-24	vs Rutgers	L	4-3 (9)
2-25	vs Texas Southern	W	14-4
2-25	at Texas A&M-Corpus Christi	L	5-4
2-26	vs Rutgers	W	5-2
2-26	at Texas A&M-Corpus Christi	L	4-0
USF Under Armour Invitational (Tampa, Fla.)			
3-4	vs Ball State	L	3-2
3-4	at USF	L	2-0
3-5	vs East Tennessee State	W	4-2
3-5	vs #5 Michigan	L	8-0 (5)
3-6	vs Loyola Marymount	W	5-2 (8)
3-9	at #14 Missouri	L	12-0 (5)
3-11	#24 AUBURN*	L	5-1
3-12	#24 AUBURN*	L	9-1 (6)
3-13	#24 AUBURN*	L	2-0
3-16	#21 KENTUCKY*	L	4-0
3-16	#21 KENTUCKY*	L	7-2 (11)
3-18	at MISSISSIPPI STATE*	L	3-0
3-19	at MISSISSIPPI STATE*	L	2-0
3-20	at MISSISSIPPI STATE*	L	6-5
3-23	at OLE MISS*	L	4-3
3-23	at OLE MISS*	W	7-6
3-25	at #1 ALABAMA*	L	10-1 (5)
3-26	at #1 ALABAMA*	L	12-3 (5)
3-27	at #1 ALABAMA*	L	9-0 (5)
Border War (Stillwater, Okla.)			
3-30	vs Tulsa	-	Canceled
3-30	at #19 Oklahoma State	L	1-0 (8)
4-1	LSU*	L	8-0
4-2	LSU*	L	10-1
4-3	LSU*	L	1-0
4-6	Missouri State	L	2-1
4-8	at #10 FLORIDA*	L	4-0
4-9	at #10 FLORIDA*	L	8-1
4-10	at #10 FLORIDA*	L	8-0 (5)
4-16	SOUTH CAROLINA*	L	7-3
4-16	SOUTH CAROLINA*	W	2-1 (9)
4-17	SOUTH CAROLINA*	L	5-4
4-19	vs Memphis	L	14-2 (6)
4-23	#3 GEORGIA*	W	2-1
4-23	#3 GEORGIA*	-	Rained Out
4-24	#3 GEORGIA*	-	Rained Out
4-26	ULM	W	1-0 (8)
4-26	ULM	-	Canceled
4-29	at #6 TENNESSEE*	L	11-1
4-30	at #6 TENNESSEE*	L	8-0 (5)
5-1	at #6 TENNESSEE*	L	9-1 (5)
5-5	Kansas City	L	2-1

Year-by-Year Results

**2012**  
29-28 (7-21 SEC)  
H: 16-14 | A: 8-13 | N: 5-1

**2013**  
36-20 (12-10 SEC)  
H: 19-6 | A: 8-10 | N: 9-4

**2014**  
27-28 (5-19 SEC)  
H: 15-14 | A: 6-11 | N: 6-3

Date	Opponent	W/L	Score
<b>Baylor Tournament (Waco, Texas)</b>			
2-10	vs Belmont	W	16-3 (5)
2-10	vs UT Arlington	L	4-1
2-11	vs Iowa	W	10-2 (5)
2-11	at #7 Baylor	W	5-1
2-12	vs Wichita State	W	8-0 (5)
<b>South Florida Tournament (Tampa, Fla.)</b>			
2-17	vs Georgia Southern		Canceled
2-18	vs Drake	W	4-1
2-18	at USF	L	7-6
2-19	vs Wisconsin	W	5-1
<b>Arkansas Invitational (Fayetteville)</b>			
2-24	Northwestern State	W	10-7
2-24	Tennessee State	W	7-0
2-25	Jackson State	W	5-4
2-25	Northwestern State	W	6-0
2-26	Jackson State	W	4-3 (8)
3-2	Drake	W	5-4
<b>Woo Pig Classic (Fayetteville)</b>			
3-3	Butler	W	3-1
3-3	Drake	W	8-6
3-4	IUPUI	W	3-1
3-4	Butler	W	6-5 (8)
3-7	OLE MISS*	L	13-0 (5)
3-7	OLE MISS*	L	7-6
3-9	at SOUTH CAROLINA*	W	5-4 (8)
3-10	at SOUTH CAROLINA*	L	7-2
3-11	at SOUTH CAROLINA*	L	8-7
3-14	#12 Missouri	L	4-0
3-16	#11 TENNESSEE*	L	8-0
3-17	#11 TENNESSEE*	W	4-1
3-18	#11 TENNESSEE*	L	2-0
3-22	Murray St. (DH)		Canceled
3-23	#4 FLORIDA*	L	6-0
3-24	#4 FLORIDA*	L	3-2
3-25	#4 FLORIDA*	L	5-0
3-28	Tulsa	L	6-0
3-30	at LSU*	L	1-0
3-31	at LSU*	L	9-0 (5)
4-1	at LSU*	L	3-2
4-6	MISSISSIPPI STATE*	L	2-1
4-6	MISSISSIPPI STATE*	L	7-2
4-7	MISSISSIPPI STATE*	W	13-2 (5)
4-11	at KENTUCKY*	L	9-7 (8)
4-11	at KENTUCKY*	W	7-3
4-14	UT Martin	W	6-4
4-14	UT Martin	W	4-2
4-17	Kansas City	W	2-0
4-20	at AUBURN*	L	3-2 (8)
4-21	at AUBURN*	L	5-1
4-22	at AUBURN*	W	5-1
4-25	at Tulsa	L	12-9
4-27	#4 ALABAMA*	L	13-6
4-28	#4 ALABAMA*	W	8-1
4-29	#4 ALABAMA*	L	5-1
5-2	at Missouri State	W	4-0
5-5	at #11 GEORGIA*	L	3-2
5-5	at #11 GEORGIA*	W	2-1
5-6	at #11 GEORGIA*	L	7-1
<b>NCAA Regional (Berkeley, Calif.)</b>			
5-18	Boston U	W	3-2
5-19	#1 California	W	3-2
5-20	#1 California	L	10-2 (6)
5-21	#1 California	L	7-0

Date	Opponent	W/L	Score
<b>Red Desert Classic (St. George, Utah)</b>			
2-8	vs Colorado State	W	5-4 (9)
2-8	vs Southern Utah	W	3-2
2-9	vs Loyola Marymount	W	8-3
2-9	vs Weber State	W	10-2 (5)
2-10	vs Utah	W	5-1
2-13	at Jackson State	W	8-2
2-13	at Jackson State	W	8-0 (5)
<b>Unconquered Invitational (Tallahassee, Fla.)</b>			
2-15	vs #25 Hofstra	L	8-1
2-15	at #21 Florida State	L	9-1 (5)
2-16	vs Tulsa	L	3-1
2-16	vs Tulsa	W	14-3 (5)
2-17	vs #25 Hofstra	L	6-4 (6)
<b>Arkansas Invitational (Fayetteville, Ark.)</b>			
2-22	ULM	W	14-3 (5)
2-23	Murray State	W	8-0 (6)
2-23	Saint Louis	W	8-0 (6)
2-24	ULM	L	7-6 (8)
2-24	Saint Louis	W	8-0 (6)
<b>Woo Pig Classic (Fayetteville, Ark.)</b>			
3-1	Wright State	W	11-3 (6)
3-1	Northern Iowa	W	8-0 (5)
3-2	Jacksonville State	L	5-4
3-2	Northern Iowa	W	17-1 (5)
3-3	Jacksonville State	W	3-2
3-8	Utah Valley	W	3-0
3-9	Utah Valley	W	5-0
3-10	Utah Valley	L	3-1
3-12	Stephen F. Austin	W	9-2
3-15	at #5 TEXAS A&M*	L	3-1
3-16	at #5 TEXAS A&M*	L	7-3
3-17	at #5 TEXAS A&M*	L	9-1 (5)
3-19	at Savannah State	W	10-0 (6)
3-20	at Savannah State	W	14-1
3-22	at #3 FLORIDA*	L	8-0 (6)
3-22	at #3 FLORIDA*	L	5-2
3-23	at #3 FLORIDA*	L	1-0
3-27	Kansas City	W	9-1 (5)
3-29	GEORGIA*	W	5-2
3-30	GEORGIA*	W	5-3
3-30	GEORGIA*	W	8-1
4-5	#13 LSU*	L	8-2
4-6	#13 LSU*	W	4-3
4-7	#13 LSU*	L	5-4
4-12	at #8 MISSOURI*	L	9-0 (5)
4-13	at #8 MISSOURI*	W	4-1 (11)
4-14	at #8 MISSOURI*	W	11-10 (8)
4-19	KENTUCKY*	W	4-1
4-20	KENTUCKY*	W	4-0
4-21	KENTUCKY*	L	5-3
4-26	at #2 TENNESSEE*	W	2-1
4-27	at #2 TENNESSEE*	-	Cancelled
4-28	at #2 TENNESSEE*	-	Cancelled
5-3	AUBURN*	W	6-0
5-4	AUBURN*	W	8-7 (8)
5-5	AUBURN*	W	5-0
<b>SEC Tournament (Lexington, Ky.)</b>			
5-9	vs #8 Missouri	L	0-8 (5)
<b>NCAA Regional (Norman, Okla.)</b>			
5-17	vs Fordham	W	5-1
5-18	at #1 Oklahoma	L	5-10
5-18	vs Fordham	W	5-2
5-19	at #1 Oklahoma	L	1-14 (5)

Date	Opponent	W/L	Score
<b>UNLV Sportsco Kick-Off Classic (Las Vegas, Nev.)</b>			
2-7	vs UC Davis	L	5-4
2-7	at UNLV	W	12-4 (5)
2-8	vs San Diego	W	10-1 (5)
2-8	vs #3 Washington	L	6-1
2-9	vs #16 Baylor	L	5-0
<b>Arkansas Invitational (Fayetteville)</b>			
2-13	Jackson State	W	8-0 (5)
2-13	Butler	W	8-1
2-14	St. John's	W	8-1
2-15	St. John's	W	10-0 (5)
2-16	Kansas City	W	10-0 (5)
2-19	Northwestern State	W	9-1 (5)
<b>FGCU Tournament (Ft. Myers, Fla.)</b>			
2-21	vs Eastern Michigan	W	13-0 (5)
2-21	vs North Dakota	W	20-1 (5)
2-22	vs Villanova	W	12-0 (5)
2-22	at FGCU	W	14-7
2-23	vs Harvard	W	9-4
<b>Woo Pig Classic (Fayetteville)</b>			
2-28	Stephen F. Austin	L	7-6
2-28	Drake	W	10-6
3-1	Louisiana Tech	W	9-1 (6)
3-1	Drake	L	7-4
<b>Razorback Invitational (Fayetteville)</b>			
3-8	Mississippi Valley State	W	20-4 (5)
3-8	Bradley	W	4-2
3-9	Bradley	W	9-1 (6)
3-9	Mississippi Valley State	W	13-5 (5)
3-12	at #20 Tulsa	L	6-1
3-14	#2 TENNESSEE*	L	9-2
3-15	#2 TENNESSEE*	W	5-4
3-15	#2 TENNESSEE*	L	8-0 (6)
3-19	vs Memphis	W	4-0
3-21	at OLE MISS*	L	11-4
3-22	at OLE MISS*	L	13-6
3-23	at OLE MISS*	W	15-7 (5)
3-25	at Jackson State	W	7-4
3-25	at Jackson State	L	3-1
3-29	#17 TEXAS A&M*	L	8-7
3-29	#17 TEXAS A&M*	L	9-8
3-30	#17 TEXAS A&M*	L	11-7 (8)
4-1	Missouri State	W	9-0 (5)
4-4	at #4 ALABAMA*	L	8-0 (6)
4-5	at #4 ALABAMA*	L	12-1 (5)
4-5	at #4 ALABAMA*	L	4-3
4-9	#15 Tulsa	L	4-1
4-11	SOUTH CAROLINA*	W	11-10
4-12	SOUTH CAROLINA*	L	7-5
4-13	SOUTH CAROLINA*	L	6-4
4-18	at #8 KENTUCKY*	L	4-3
4-19	at #8 KENTUCKY*	L	7-5
4-20	at #8 KENTUCKY*	W	8-0 (6)
4-25	at MISSISSIPPI STATE*	W	6-4
4-26	at MISSISSIPPI STATE*	L	18-7 (5)
4-27	at MISSISSIPPI STATE*	L	8-0 (6)
4-30	#12 Oklahoma	L	10-2 (5)
5-2	#7 FLORIDA*	L	8-3
5-3	#7 FLORIDA*	L	11-0
5-4	#7 FLORIDA*	L	5-1

Year-by-Year Results

2015

16-37 (1-23 SEC)  
H: 1-17 | A: 4-14 | N: 11-6

Date	Opponent	W/L	Score
FAU Kick-Off Classic (Boca Raton, Fla.)			
2-6	vs Penn State	L	6-4
2-6	at FAU	L	12-7
2-7	vs LIU Brooklyn	W	8-0 (5)
2-7	vs Kansas	L	4-3
2-8	vs Georgia Tech	W	2-0
Dot Richardson Invitational (Clermont, Fla.)			
2-13	vs Florida A&M	W	10-2 (6)
2-13	vs Liberty	L	5-2
2-14	vs Louisville	L	11-5
2-14	vs UCF	L	6-1
2-15	vs Chattanooga	L	7-3
Diamond 9 Citrus Classic (Orlando, Fla.)			
2-20	vs George Washington	W	7-6
2-20	vs Jacksonville State	W	4-0
2-21	vs Marist	W	9-5
2-21	vs Virginia	W	6-5
Lion Classic Scramble (Hammond, La.)			
2-27	vs Saint Louis	W	4-1 (8)
2-27	vs UT Martin	W	8-7 (8)
2-28	vs Saint Louis	W	6-3
2-28	at Southeastern Louisiana	W	6-5
3-1	vs Southeast Missouri	W	5-2
3-6	at #5 LSU*	L	10-0 (5)
3-7	at #5 LSU*	L	6-0
3-8	at #5 LSU*	L	7-1
3-10	Tulsa	L	5-4
3-12	at Missouri State	W	11-5
3-14	Texas	L	8-7 (9)
3-15	Texas	L	11-2
3-16	Texas	L	8-6
3-20	at #8 GEORGIA*	L	10-0 (5)
3-21	at #8 GEORGIA*	L	12-4 (6)
3-21	at #8 GEORGIA*	L	9-1 (5)
3-24	at Jacksonville State	W	6-2
3-27	OLE MISS*	L	7-3
3-28	OLE MISS*	L	6-4 (8)
3-29	OLE MISS*	L	4-2
3-31	at Tulsa	L	10-2 (6)
4-4	MISSISSIPPI STATE*	L	3-0
4-5	MISSISSIPPI STATE*	L	3-2
4-6	MISSISSIPPI STATE*	L	16-4 (6)
4-8	at #5 Oklahoma	L	10-1 (5)
4-10	at SOUTH CAROLINA*	L	8-0 (6)
4-11	at SOUTH CAROLINA*	W	5-4 (8)
4-12	at SOUTH CAROLINA*	L	8-3
4-17	#20 MISSOURI*	L	9-0 (5)
4-18	#20 MISSOURI*	L	11-1 (5)
4-19	#20 MISSOURI*	L	10-0 (6)
4-24	at #8 AUBURN*	L	9-1 (6)
4-25	at #8 AUBURN*	L	9-1 (5)
4-26	at #8 AUBURN*	L	10-2 (5)
4-29	Southeast Missouri	W	13-5 (5)
4-29	Southeast Missouri	L	4-3 (8)
5-1	#4 ALABAMA*	L	9-1
5-2	#4 ALABAMA*	L	14-2
5-3	#4 ALABAMA*	L	1-0

2016

17-39 (1-23 SEC)  
H: 7-18 | A: 3-16 | N: 7-5

Date	Opponent	W/L	Score
Texas Classic (Austin, Texas)			
2-11	at Texas	L	4-1
2-12	vs North Dakota State	W	8-4
2-13	vs North Dakota State	L	7-2
2-13	at Texas	L	6-5 (8)
2-14	vs North Carolina	L	5-0
Mary Nutter Collegiate Classic (Palm Springs, Calif.)			
2-19	vs New Mexico	W	2-1
2-19	vs George Washington	W	8-0 (5)
2-20	vs Binghamton	W	12-5
2-20	vs Army West Point	L	5-4
2-21	vs Central Michigan	W	12-4 (5)
Razorback Invitational (Fayetteville)			
2-27	Kansas City	L	9-4
2-27	Drake	W	13-4 (5)
2-28	Drake	L	9-2
2-28	Kansas City	W	7-6
3-2	Oklahoma State	L	10-7
Woo Pig Classic (Fayetteville)			
3-4	Buffalo	W	15-14
3-4	Northern Iowa	L	8-6
3-5	Wright State	W	6-2
3-5	Northern Iowa	W	4-3
3-6	Wright State	W	1-0
3-11	at #16 TENNESSEE*	L	18-4 (5)
3-12	at #16 TENNESSEE*	L	10-2 (5)
3-12	at #16 TENNESSEE*	L	3-1
3-16	Tulsa	L	4-3
Easton Tournament (Fullerton, Calif.)			
3-18	vs New Mexico	W	4-3 (8)
3-18	vs UNLV	L	11-4
3-19	vs #23 Nebraska	W	11-10
3-19	at Cal State Fullerton	L	8-1
3-20	vs Grand Canyon	L	6-2
3-25	#15 KENTUCKY*	L	9-0 (5)
3-26	#15 KENTUCKY*	L	7-1
3-27	#15 KENTUCKY*	L	12-4
3-29	Missouri State	L	11-1 (5)
4-1	at #11 TEXAS A&M*	L	11-3 (6)
4-2	at #11 TEXAS A&M*	L	9-1 (5)
4-3	at #11 TEXAS A&M*	L	9-1 (5)
4-6	at Southeast Missouri	W	7-4
4-6	at Southeast Missouri	W	4-3
4-8	SOUTH CAROLINA*	L	14-0 (5)
4-9	SOUTH CAROLINA*	L	7-5
4-10	SOUTH CAROLINA*	W	10-5
4-12	at Tulsa	W	4-1
4-15	#3 AUBURN*	L	21-0 (5)
4-16	#3 AUBURN*	L	23-0 (5)
4-17	#3 AUBURN*	L	10-0 (5)
4-20	#9 Oklahoma	L	3-1
4-22	at OLE MISS*	L	10-7
4-23	at OLE MISS*	L	7-2
4-24	at OLE MISS*	L	6-5
4-26	at Oklahoma State	L	4-1
4-29	#12 LSU*	L	10-6
4-30	#12 LSU*	L	5-4
5-1	#12 LSU*	L	9-1 (6)
5-6	at #1 FLORIDA*	L	9-0 (5)
5-7	at #1 FLORIDA*	L	5-0
5-8	at #1 FLORIDA*	L	8-0 (5)

2017

31-24 (7-17 SEC)  
H: 13-8 | A: 9-14 | N: 9-2

Date	Opponent	W/L	Score
North Texas Invitational (Denton, Texas)			
2-11	vs UMass Lowell	W	10-1 (5)
2-11	at North Texas	W	11-0 (5)
2-12	vs UMass Lowell	W	11-0 (5)
2-12	at North Texas	W	7-0
Mary Nutter Collegiate Classic (Palm Springs, Calif.)			
2-17	vs Loyola Marymount	W	15-2 (5)
2-17	vs CSUN	W	8-7
2-18	vs Illinois		Canceled
2-18	vs San Diego		Canceled
2-19	vs San Diego	W	13-1 (5)
FAU Invitational (Boca Raton, Fla.)			
2-24	vs Florida A&M	W	5-0
2-24	at FAU	L	3-1
2-25	vs UConn	W	3-2 (8)
2-25	vs Memphis	W	4-2
2-26	vs Florida A&M	W	9-0 (5)
3-1	at Oklahoma State	W	7-6
Woo Pig Classic (Fayetteville)			
3-3	Nebraska	W	2-0
3-3	Lamar	W	11-3 (5)
3-4	IUPUI	W	7-2
3-4	Lamar	W	9-4
3-5	IUPUI	W	8-1
3-7	Kansas City	W	10-0 (5)
3-7	Kansas City	W	13-1 (5)
3-10	at #9 ALABAMA*	L	9-0 (5)
3-12	at #9 ALABAMA*	L	4-3 (9)
3-12	at #9 ALABAMA*	L	5-0
3-15	at Tulsa	L	8-0 (5)
3-17	#14 TENNESSEE*	W	4-3
3-18	#14 TENNESSEE*	W	2-1
3-19	#14 TENNESSEE*	L	5-1
3-21	at Missouri State		Canceled
3-22	at Saint Louis	W	5-2
3-24	at #17 KENTUCKY*	L	2-1
3-25	at #17 KENTUCKY*	L	7-5
3-25	at #17 KENTUCKY*	L	2-0
3-29	Oklahoma State		Canceled
3-31	#2 FLORIDA	L	6-1
4-1	#2 FLORIDA	L	8-0 (5)
4-2	#2 FLORIDA	L	6-1
4-5	at #11 Oklahoma	L	4-2
4-7	at #24 MISSOURI*	L	1-0
4-8	at #24 MISSOURI*	W	6-5
4-9	at #24 MISSOURI*	W	4-2
4-11	Tulsa	W	3-1
4-14	#5 TEXAS A&M*	L	3-0
4-15	#5 TEXAS A&M*	L	3-2
4-16	#5 TEXAS A&M*	W	4-3
4-19	ULM	W	9-3
4-22	at MISSISSIPPI STATE*	L	3-0
4-23	at MISSISSIPPI STATE*	W	5-4
4-24	at MISSISSIPPI STATE*	L	4-3
4-25	at Jackson State	W	14-2 (5)
4-29	at Notre Dame	W	13-2 (5)
4-29	at Notre Dame	L	6-5
4-30	at Notre Dame		Canceled
5-5	GEORGIA*	W	6-2
5-6	GEORGIA*	L	6-2
5-7	GEORGIA*	L	10-0
SEC Tournament (Knoxville, Tenn.)			
5-10	vs #16 Alabama	L	4-1
NCAA Regional (Norman, Okla.)			
5-19	vs #23 Tulsa	L	5-4
5-20	at #6 Oklahoma	L	5-3

Year-by-Year Results

2018

42-17 (12-12 SEC)  
H: 27-2 | A: 4-13 | N: 11-2

Date	Opponent	W/L	Score
Lion Classic (Hammond, La.)			
2-9	vs Nicholls		Canceled
2-9	vs Kennesaw State		Canceled
2-10	vs Nicholls		Canceled
2-10	at Southeastern Louisiana		Canceled
Mary Nutter Collegiate Classic (Palm Springs, Calif.)			
2-17	vs Grand Canyon	W	6-2
2-17	vs #21 Utah	W	4-2
2-18	vs Weber State	W	5-2
2-18	vs Loyola Marymount	W	6-5
2-19	vs Fordham	W	4-2
Madeira Beach Spring Invitational (Madeira Beach, Fla.)			
2-23	vs Marist	W	15-3 (6)
2-23	vs Manhattan	W	9-1 (6)
2-24	vs Delaware	W	10-1 (5)
2-24	vs Villanova	W	9-0 (5)
2-25	vs McNeese	L	6-5
2-28	vs Missouri State	W	9-0 (5)
Razorback Invitational (Fayetteville, Ark.)			
3-2	Dartmouth	W	12-3 (5)
3-2	Northern Colorado	W	9-0 (6)
3-3	Dartmouth	W	2-1
3-3	Central Connecticut	W	7-0
3-4	Northern Colorado	W	1-0
3-4	Central Connecticut	W	6-5
3-6	at Wichita State	L	1-0
3-6	at Wichita State		Canceled
3-10	at #11 GEORGIA*	L	8-0 (5)
3-12	at #11 GEORGIA*	L	1-0
3-12	at #11 GEORGIA*	L	5-4
Woo Pig Classic (Fayetteville, Ark.)			
3-16	Iowa State	W	8-3
3-16	Saint Francis (Pa.)	W	8-3
3-17	Omaha	W	3-1
3-17	Saint Francis (Pa.)	W	4-3
3-18	Omaha	W	4-0
3-20	UT Arlington	W	6-0
3-20	UT Arlington	W	10-6
3-23	MISSOURI*	W	3-1
3-24	MISSOURI*	L	3-0
3-25	MISSOURI*	W	10-7
3-30	#20 MISSISSIPPI STATE*	W	3-2
3-31	#20 MISSISSIPPI STATE*	W	6-0
4-1	#20 MISSISSIPPI STATE*	W	8-2
4-6	at #11 SOUTH CAROLINA*	L	2-1
4-8	at #11 SOUTH CAROLINA*	W	4-0
4-8	at #11 SOUTH CAROLINA*	L	6-2
4-10	at Saint Louis	W	7-0
4-10	at Saint Louis	W	5-0
4-13	#15 ALABAMA*	L	6-5
4-14	#15 ALABAMA*	W	3-0
4-15	#15 ALABAMA*	W	6-3
4-20	at #11 AUBURN*	L	11-1 (5)
4-21	at #11 AUBURN*	W	4-2
4-21	at #11 AUBURN*	L	4-2
4-28	OLE MISS*	W	3-0
4-29	OLE MISS*	W	8-3
4-30	OLE MISS*	W	7-1
5-4	at #13 LSU*	L	2-1
5-5	at #13 LSU*	L	10-2 (5)
5-6	at #13 LSU*	L	5-0
SEC Tournament (Columbia, Mo.)			
5-9	vs #19 Kentucky	W	3-1
5-10	vs #8 Georgia	W	8-3
5-11	vs #12 South Carolina	L	3-1
NCAA Regional (Fayetteville, Ark.)			
5-18	DePaul	W	2-0
5-19	Wichita State	W	5-0
5-20	Wichita State	W	6-4
NCAA Super Regional (Norman, Okla.)			
5-25	at #4 Oklahoma	L	7-2
5-26	at #4 Oklahoma	L	9-0

2019

38-20 (12-12 SEC)  
H: 25-6 | A: 6-10 | N: 7-4

Date	Opponent	W/L	Score
Cowgirl Classic (Lake Charles, La.)			
2-8	vs Campbell	W	7-3
2-8	at McNeese	W	6-0
2-9	vs Samford	W	6-1
2-9	vs Lipscomb	W	5-0
2-10	vs Campbell	W	8-0
Puerto Vallarta College Challenge (Puerto Vallarta, Mexico.)			
2-14	vs North Dakota State	W	7-6
2-14	vs #5 Washington	L	3-2
2-15	vs Northern Colorado	W	11-0 (5)
2-16	vs Sacramento State	W	8-2
Razorback Invitational (Fayetteville, Ark.)			
2-21	Southeast Missouri	W	7-1
2-21	Southeast Missouri	L	6-1
2-22	SIUE	W	2-1
2-23	Drake	L	3-1
2-23	SIUE	W	15-3 (5)
2-24	IUPUI	W	10-2 (5)
Woo Pig Classic (Fayetteville, Ark.)			
2-28	Omaha	W	2-0
2-28	Northwestern State	W	8-2
3-1	Omaha	W	9-0 (5)
3-1	Nevada	W	9-6
3-2	Boston U	W	4-2
3-2	Boston U	W	12-7
3-9	at OLE MISS*	W	10-4
3-10	at OLE MISS*	L	12-0 (5)
3-11	at OLE MISS*	L	6-2
3-13	Tulsa	L	2-1
3-15	vs #16 SOUTH CAROLINA*	W	3-2
3-16	vs #16 SOUTH CAROLINA*	W	7-4
3-17	vs #16 SOUTH CAROLINA*	L	9-6
3-22	at #5 TENNESSEE*	L	6-4
3-23	at #5 TENNESSEE*	W	1-0
3-24	at #5 TENNESSEE*	L	5-2
3-26	at UT Arlington	W	4-1
3-26	at UT Arlington	L	7-4
3-29	#18 KENTUCKY*	W	1-0
3-30	#18 KENTUCKY*	L	16-2 (5)
3-31	#18 KENTUCKY*	W	3-2
4-3	at Missouri State	W	2-1
4-5	at #8 FLORIDA*	L	3-0
4-6	at #8 FLORIDA*	L	8-0 (5)
4-7	at #8 FLORIDA*	L	3-1
4-10	Wichita State	W	9-1 (6)
4-10	Wichita State	W	4-3
4-13	Furman	W	6-5 (12)
4-14	Furman	W	11-0 (5)
4-14	Furman	W	9-1 (5)
4-16	Arkansas-Pine Bluff	W	10-0 (5)
4-18	#9 LSU*	W	8-5
4-19	#9 LSU*	W	11-1 (5)
4-20	#9 LSU*	L	3-1
4-27	at TEXAS A&M*	L	3-1
4-28	at TEXAS A&M*	W	3-0 (8)
4-29	at TEXAS A&M*	L	4-1
5-3	#23 AUBURN*	W	1-0
5-4	#23 AUBURN*	W	7-1
5-5	#23 AUBURN*	W	5-2
SEC Tournament (College Station, Texas)			
5-9	vs #8 Georgia	L	4-1
NCAA Regional (Stillwater, Okla.)			
5-16	vs Tulsa	L	5-0
5-17	vs BYU	L	6-3

2020

19-6 (1-2 SEC)  
H: 11-3 | A: 3-2 | N: 5-1

Date	Opponent	W/L	Score
Troy Cox Classic (Las Cruces, N.M.)			
2-7	vs UTEP	W	10-0 (5)
2-7	vs Bradley	L	3-2
2-8	vs Bradley	W	12-1 (5)
2-8	at New Mexico State	W	5-4
2-9	vs Nebraska	W	15-4 (5)
FGCU Invitational (Fort Myers, Fla.)			
2-14	vs Memphis	-	Canceled
2-14	at FGCU	-	Canceled
2-15	vs Furman	W	8-1
2-15	vs UIC	W	8-3
2-16	at FGCU	W	4-1
Razorback Invitational (Fayetteville, Ark.)			
2-20	Boston U	W	4-1
2-21	South Dakota State	W	13-3 (5)
2-21	Marist	W	7-1
2-22	Boston U	W	10-2 (6)
2-22	Montana	L	5-0
2-23	Marist	W	5-1
Woo Pig Classic (Fayetteville, Ark.)			
2-27	#23 Baylor	L	3-2
2-28	Villanova	W	11-1 (5)
2-28	Kent State	W	9-5
2-29	#9 Florida State	L	2-1
2-29	Villanova	W	12-4 (5)
3-1	Kent State	W	8-0 (5)
3-6	at #9 ALABAMA*	W	1-0
3-7	at #9 ALABAMA*	L	10-2 (6)
3-8	at #9 ALABAMA*	L	L, 9-1 (6)
3-10	Kansas	W	3-2
3-10	Kansas	W	1-0
3-13	GEORGIA*	-	Canceled
3-14	GEORGIA*	-	Canceled
3-15	GEORGIA*	-	Canceled
3-17	Missouri State	-	Canceled
3-20	at MISSOURI*	-	Canceled
3-21	at MISSOURI*	-	Canceled
3-22	at MISSOURI*	-	Canceled
3-25	at Wichita State	-	Canceled
3-27	North Texas	-	Canceled
3-28	North Texas	-	Canceled
3-28	North Texas	-	Canceled
3-31	Kansas City	-	Canceled
4-1	Tulsa	-	Canceled
4-3	TEXAS A&M*	-	Canceled
4-4	TEXAS A&M*	-	Canceled
4-5	TEXAS A&M*	-	Canceled
4-9	at MISSISSIPPI STATE*	-	Canceled
4-10	at MISSISSIPPI STATE*	-	Canceled
4-11	at MISSISSIPPI STATE*	-	Canceled
4-18	FLORIDA*	-	Canceled
4-19	FLORIDA*	-	Canceled
4-20	FLORIDA*	-	Canceled
4-24	at KENTUCKY*	-	Canceled
4-25	at KENTUCKY*	-	Canceled
4-26	at KENTUCKY*	-	Canceled
5-1	TENNESSEE*	-	Canceled
5-2	TENNESSEE*	-	Canceled
5-3	TENNESSEE*	-	Canceled

Year-by-Year Results

2021

43-11 (19-5 SEC)  
H: 24-7 | A: 18-2 | N: 1-2

Date	Opponent	W/L	Score
<b>Best on the Bayou Classic (Monroe, La.)</b>			
2-11	vs #11 Oklahoma State	L	12-11
2-12	vs Lipscomb		Canceled
2-12	vs Jacksonville State		Canceled
2-13	vs #11 Oklahoma State		Canceled
2-13	at ULM		Canceled
<b>Cowgirl Classic (Lake Charles, La.)</b>			
2-20	at McNeese	W	6-4 (14)
2-20	at McNeese	L	7-4
2-21	vs #21 Baylor	W	7-2
2-21	at McNeese	W	3-1
2-22	at UT Arlington	W	10-6
2-22	at UT Arlington	W	4-3
<b>Razorback Invitational (Fayetteville, Ark.)</b>			
2-25	North Dakota State	W	9-0 (6)
2-25	North Dakota State	W	5-0
2-26	Texas Tech	W	9-0 (5)
2-26	Southeast Missouri	W	9-3
2-27	Southeast Missouri	W	6-3
2-28	Texas Tech	W	8-0 (6)
<b>Woo Pig Classic (Fayetteville, Ark.)</b>			
3-4	Drake	W	6-3
3-4	Drake	W	6-4
3-5	Kansas	W	8-3
3-5	Northwestern State	W	13-5 (6)
3-6	Northwestern State	W	13-2 (5)
3-9	at Central Arkansas	W	4-1
3-12	at #20 SOUTH CAROLINA*	W	4-1
3-13	at #20 SOUTH CAROLINA*	W	7-5 (10)
3-14	at #20 SOUTH CAROLINA*	W	3-2
3-16	Liberty	L	2-0 (10)
3-19	OLE MISS*	W	5-1
3-20	OLE MISS*	W	3-2 (8)
3-21	OLE MISS*	W	3-2 (8)
3-23	at Kansas City	W	9-3
3-24	at Kansas	W	7-4
3-26	MISSISSIPPI STATE*	W	2-0
3-27	MISSISSIPPI STATE*	W	8-7
3-28	MISSISSIPPI STATE*	W	4-3
4-1	at AUBURN*	W	6-1
4-2	at AUBURN*	W	3-0
4-3	at AUBURN*	W	2-0
4-6	Missouri State	W	9-1 (5)
4-9	#4 ALABAMA*	L	5-3
4-10	#4 ALABAMA*	W	4-0
4-11	#4 ALABAMA*	L	2-0
4-16	at #20 GEORGIA*	W	10-3
4-17	at #20 GEORGIA*	W	5-2
4-18	at #20 GEORGIA*	W	5-2
4-21	Central Arkansas	W	7-6 (8)
4-24	MISSOURI*	L	6-3
4-25	MISSOURI*	L	10-1
4-26	MISSOURI*	W	8-4
5-1	at #16 LSU*	W	1-0
5-3	at #16 LSU*	L	2-1
5-3	at #16 LSU*	W	4-1
<b>SEC Tournament (Tuscaloosa, Ala.)</b>			
5-13	vs #19 Tennessee	L	1-0
<b>NCAA Regional (Fayetteville, Ark.)</b>			
5-21	Manhattan	W	8-0 (5)
5-22	South Dakota State	W	4-0
5-23	Stanford	W	7-3
<b>NCAA Super Regional (Fayetteville, Ark.)</b>			
5-28	#9 Arizona	L	10-4
5-29	#9 Arizona	L	4-1

2022

48-11 (19-5 SEC)  
H: 24-7 | A: 18-2 | N: 1-2

Date	Opponent	W/L	Score
<b>Puerto Vallarta Challenge (Puerto Vallarta, Mexico)</b>			
2-10	vs Rutgers	W	4-0
2-11	vs Memphis	W	4-3 (8)
2-11	vs. #11 Washington	L	8-0 (6)
2-12	vs. Long Beach State	W	10-0 (5)
2-12	vs. #11 Washington	L	10-5
<b>Razorback Invitational (Fayetteville, Ark.)</b>			
2-18	Illinois	W	6-3
2-19	Wichita State	W	7-4
2-19	Longwood	W	15-4 (5)
2-20	Illinois	L	8-6
2-20	Western Illinois	W	13-3 (5)
<b>Woo Pig Classic (Fayetteville, Ark.)</b>			
3-3	Missouri State	W	6-1
3-4	Kennesaw State	W	6-4
3-4	Kansas City	W	12-1 (5)
3-5	Missouri State	W	11-3 (5)
3-5	Kennesaw State	W	9-1 (5)
3-10	at Liberty	W	14-9
<b>JMU Dukes Invitational (Harrisonburg, Va.)</b>			
3-11	Lehigh	W	19-2 (5)
3-11	Maryland	W	6-0
3-18	at #10 TENNESSEE*	W	4-3
3-19	at #10 TENNESSEE*	W	9-6
3-20	at #10 TENNESSEE*	L	6-2
3-21	at Western Kentucky	W	8-1
3-26	LSU*	W	8-7
3-27	LSU*	L	7-4
3-28	LSU*	W	7-3
4-1	at OLE MISS*	L	2-0
4-2	at OLE MISS*	W	6-3
4-3	at OLE MISS*	W	8-0
4-5	at Central Arkansas	W	6-4
4-8	#21 AUBURN*	W	7-4
4-9	#21 AUBURN*	W	4-3
4-10	#12 AUBURN*	W	17-4 (5)
4-12	SEMO	W	9-1 (5)
4-12	SEMO	W	14-0 (5)
4-15	#15 KENTUCKY*	W	2-1
4-16	#15 KENTUCKY*	L	10-7
4-17	#15 KENTUCKY*	W	8-0 (6)
4-22	at #14 FLORIDA*	W	9-1 (6)
4-23	at #14 FLORIDA*	W	5-4
4-24	at #14 FLORIDA*	W	2-0
4-26	Central Arkansas	W	3-2
4-29	SOUTH CAROLINA*	W	12-0 (5)
4-30	SOUTH CAROLINA*	W	8-4
5-1	SOUTH CAROLINA*	W	8-0 (5)
5-6	at TEXAS A&M*	L	6-5 (9)
5-7	at TEXAS A&M*	W	7-3
5-8	at TEXAS A&M*	W	9-5
<b>SEC Tournament (Gainesville, Fla.)</b>			
5-12	vs Ole Miss	W	3-0
5-13	vs #14 Florida	W	4-1
5-14	vs. #16 Missouri	W	4-0
<b>NCAA Regional (Fayetteville, Ark.)</b>			
5-20	Princeton	W	11-0 (5)
5-21	#24 Oregon	W	6-2
5-22	#24 Oregon	W	9-3
<b>NCAA Super Regional (Fayetteville, Ark.)</b>			
5-26	#18 Texas	W	7-1
5-27	#18 Texas	L	3-1
5-28	#18 Texas	L	3-0

2023

40-19 (14-10 SEC)  
H: 21-8 | A: 10-6 | N: 9-5

Date	Opponent	W/L	Score
<b>Rebel Kickoff (Las Vegas, Nev.)</b>			
2-10	Weber State	W	8-0 (5)
2-10	at UNLV	W	11-0 (5)
2-11	Weber State	W	11-0 (5)
2-11	Southern Utah	W	10-2
2-12	Baylor	W	11-7
<b>TaxAct Clearwater Invitational (Clearwater, Fla.)</b>			
2-17	#7 Florida State	L	9-6
2-17	#19 Duke	L	7-4
2-18	Indiana	W	8-0
2-18	#22 Louisiana	W	7-6
2-19	Nebraska	W	6-1
<b>Razorback Invitational (Fayetteville, Ark.)</b>			
2-23	#19 Arizona	W	3-2
2-23	#19 Arizona	L	5-2
2-24	Drake	W	4-3 (11)
2-24	#19 Arizona	W	2-1
2-25	Drake	W	7-2
2-26	Drake	W	8-0 (5)
<b>Woo Pig Classic (Fayetteville, Ark.)</b>			
3-2	Iowa State	W	4-0
3-3	Texas A&M-CC	W	11-0 (5)
3-3	North Texas	W	6-2
3-4	Iowa State	W	7-4
3-4	Texas A&M-CC	W	12-0 (5)
3-5	North Texas	W	11-1 (5)
3-6	UCA	L	2-1
3-10	TEXAS A&M*	W	8-0 (5)
3-11	TEXAS A&M*	L	2-0
3-12	TEXAS A&M*	L	9-1 (5)
3-14	at Wichita State	L	10-2 (6)
3-18	at #13 ALABAMA*	L	2-0
3-19	at #13 ALABAMA*	W	5-3
3-20	at #13 ALABAMA*	W	2-1 (10)
3-24	#10 FLORIDA*	W	6-2
3-25	#10 FLORIDA*	L	11-4
3-26	#10 FLORIDA*	W	14-1 (5)
3-31	at MISSISSIPPI STATE*	W	4-2
4-1	at MISSISSIPPI STATE*	W	11-0 (5)
4-2	at MISSISSIPPI STATE*	W	5-4
4-6	#10 GEORGIA*	L	4-3
4-7	#10 GEORGIA*	L	4-0
4-8	#10 GEORGIA*	W	4-3
4-11	at UCA	L	4-0
4-14	UAB	W	5-0
4-15	UAB	W	11-1 (5)
4-16	UAB	W	6-0
4-18	Texas A&M-Commerce	W	8-1
4-22	at #20 KENTUCKY*	W	8-1
4-22	at #20 KENTUCKY*	W	14-6 (5)
4-23	at #20 KENTUCKY*	L	3-1
4-24	at Western Kentucky	W	7-0
4-29	#3 TENNESSEE*	L	3-1
4-30	#3 TENNESSEE*	W	6-4
5-1	#3 TENNESSEE*	W	2-0
5-5	at MISSOURI*	W	9-0 (5)
5-6	at MISSOURI*	L	4-3 (8)
5-7	at MISSOURI*	L	7-6
<b>SEC Tournament (Fayetteville, Ark.)</b>			
5-11	#13 Alabama	L	3-2 (9)
<b>NCAA Regional (Fayetteville, Ark.)</b>			
5-19	Harvard	W	11-0 (5)
5-20	Oregon	L	10-4
5-20	Notre Dame	W	5-0
5-21	Oregon	L	14-4 (5)

Year-by-Year Results

**2024**  
**37-18 (14-10 SEC)**  
**H: 19-11 | A: 12-5 | N: 6-2**

Date	Opponent	W/L	Score
<b>Paradise Classic (Boca Raton, Fla.)</b>			
2-8	vs. Marshall	W	10-3
2-8	at FAU	W	8-0 (5)
2-9	vs. Ohio	W	7-3
2-10	vs. Michigan State	W	6-5
2-10	vs. Penn State	L	3-2 (8)
<b>Bear Down Fiesta (Tucson, Ariz.)</b>			
2-16	vs. Long Beach State	W	7-0
2-16	at Arizona	L	3-2
2-17	vs. Omaha	W	9-2
2-17	at Arizona	W	3-2
2-18	vs. Omaha	W	5-2
<b>Razorback Invitational (Fayetteville, Ark.)</b>			
2-22	Illinois State	W	7-0
2-23	UT-Arlington	W	9-0 (6)
2-23	Wichita State	L	3-1
2-24	Illinois State	W	7-0
2-24	Wichita State	W	15-4 (5)
2-25	UT-Arlington	W	10-0 (5)
<b>Woo Pig Classic (Fayetteville, Ark.)</b>			
2-29	South Dakota State	W	4-3
3-1	Southeast Missouri State	W	5-0
3-1	FAU	W	6-2
3-2	South Dakota State	L	7-3
3-3	Southeast Missouri State	W	6-5 (8)
<b>Razorback Rumble (Fayetteville, Ark.)</b>			
3-8	South Alabama	L	2-1
3-8	St. Francis		Canceled
3-9	Northern Iowa	W	7-4
3-9	South Alabama	W	10-4
3-10	Northern Iowa	W	9-0 (6)
3-16	at Auburn*	W	6-1
3-16	at Auburn*	W	5-1
3-17	at Auburn*	L	2-1
3-18	at Texas A&M-Commerce	W	8-0 (5)
3-22	#20 MISSISSIPPI STATE*	L	6-3
3-23	#20 MISSISSIPPI STATE*	W	3-0
3-24	#20 MISSISSIPPI STATE*	L	15-7 (5)
3-26	UCA		Canceled
3-30	at #3 GEORGIA*	W	3-2
3-31	at #3 GEORGIA*	L	8-2
4-1	at #3 GEORGIA*	W	8-2
4-5	#11 Missouri*	W	5-2
4-6	#11 Missouri*	L	12-3
4-7	#11 Missouri*	W	4-1
4-12	at #25 South Carolina*	W	4-3
4-13	at #25 South Carolina*	L	2-1
4-14	at #25 South Carolina*	W	3-0
4-19	#15 Alabama*	W	1-0 (9)
4-20	#15 Alabama*	L	5-1
4-21	#15 Alabama*	W	8-0 (5)
4-26	at #7 LSU*	W	2-1
4-27	at #7 LSU*	W	4-1
4-28	at #7 LSU*	L	1-0
4-30	at UCA	W	8-0 (6)
5-3	Ole Miss*	L	6-0
5-3	Ole Miss*	W	12-2 (5)
5-4	Ole Miss*	L	4-3
<b>SEC Tournament (Auburn, Ala.)</b>			
5-9	vs. #13 Missouri	L	3-1
<b>NCAA Regional (Fayetteville, Ark.)</b>			
5-17	SEMO	W	3-2
5-18	Arizona	L	2-1
5-18	Villanova	L	7-2

**All-Time Series Results vs All Opponents**

**Akron (2-0)**

H: 2-0 | A: 0-0 | N: 0-0  
 2-22-03 W, 4-3 Fayetteville  
 2-22-03 W, 8-4 Fayetteville

**Alabama\* (16-65)**

H: 11-27 | A: 2-32 | N: 1-4  
 3-14-97 W, 9-1 Fayetteville  
 3-14-97 L, 3-2 Fayetteville  
 3-15-97 W, 2-1 Fayetteville  
 3-15-97 L, 7-1 Fayetteville  
 3-13-98 L, 7-1 Tuscaloosa, Ala.  
 3-13-98 L, 12-0 Tuscaloosa, Ala.  
 3-14-98 L, 6-0 Tuscaloosa, Ala.  
 3-14-98 L, 8-3 Tuscaloosa, Ala.  
 3-20-99 W, 5-4 Fayetteville  
 3-20-99 W, 4-2 Fayetteville  
 3-21-99 L, 6-3 Fayetteville  
 3-21-99 L, 12-7 (19) Fayetteville  
 5-15-99 W, 3-2 Columbus, Ga.  
 3-17-00 L, 2-1 Tuscaloosa, Ala. (13)  
 3-17-00 W, 11-6 Tuscaloosa, Ala. (13)  
 3-18-00 L, 3-0 Tuscaloosa, Ala. (13)  
 3-18-00 L, 8-6 Tuscaloosa, Ala. (13)  
 3-17-01 L, 1-0 Tuscaloosa, Ala. (4)  
 3-17-01 L, 4-0 Tuscaloosa, Ala. (4)  
 3-18-01 L, 3-0 Tuscaloosa, Ala. (4)  
 5-10-01 L, 2-0 Chattanooga, Tenn. (7)  
 3-16-02 W, 2-0 Fayetteville (17)  
 3-16-02 L, 4-5 Fayetteville (17)  
 3-17-02 L, 5-1 Fayetteville (17)  
 5-9-02 L, 2-1 Chattanooga, Tenn. (18)  
 3-8-03 L, 7-1 Tuscaloosa, Ala. (20)  
 3-8-03 L, 4-3 Tuscaloosa, Ala. (20)  
 3-9-03 L, 5-0 Tuscaloosa, Ala. (20)  
 3-6-04 L, 8-3 Fayetteville (8)  
 3-6-04 L, 4-2 Fayetteville (8)  
 3-7-04 L, 7-1 Fayetteville (8)  
 5-6-05 L, 4-0 Tuscaloosa, Ala. (9)  
 5-7-05 L, 4-0 Tuscaloosa, Ala. (9)  
 5-7-05 L, 8-1 Tuscaloosa, Ala. (9)  
 5-5-06 L, 7-2 Fayetteville (4)  
 5-5-06 L, 7-0 Fayetteville (4)  
 5-6-06 L, 9-2 Fayetteville (4)  
 3-21-07 L, 9-0 (5) Tuscaloosa, Ala. (2)  
 3-21-07 L, 5-2 Tuscaloosa, Ala. (2)  
 4-17-08 L, 4-0 Fayetteville (1)  
 4-17-08 L, 3-0 (6) Fayetteville (1)  
 4-18-09 L, 9-1 Tuscaloosa, Ala. (6)  
 4-18-09 L, 7-1 Tuscaloosa, Ala. (6)  
 4-19-09 L, 9-0 Tuscaloosa, Ala. (6)  
 5-7-09 L, 6-0 Knoxville, Tenn. (5)  
 4-24-10 L, 6-1 Fayetteville (5)  
 4-24-10 L, 16-8 (6) Fayetteville (5)  
 4-25-10 L, 8-6 Fayetteville (5)  
 5-13-10 L, 9-0 (5) Fayetteville (5)  
 3-25-11 L, 10-1 (5) Tuscaloosa, Ala. (1)  
 3-26-11 L, 12-3 (5) Tuscaloosa, Ala. (1)  
 3-27-11 L, 9-0 (5) Tuscaloosa, Ala. (1)  
 4-27-12 L, 13-6 Fayetteville (4)  
 4-28-12 W, 8-1 Fayetteville (4)  
 4-29-12 L, 5-1 Fayetteville (4)  
 4-4-14 L, 8-0 (6) Tuscaloosa, Ala. (4)  
 4-5-14 L, 12-1 (5) Tuscaloosa, Ala. (4)  
 4-5-14 L, 4-3 Tuscaloosa, Ala. (4)  
 5-1-15 L, 9-1 Fayetteville (4)  
 5-2-15 L, 14-2 Fayetteville (4)  
 5-3-15 L, 1-0 Fayetteville (4)  
 3-10-17 L, 9-0 (5) Tuscaloosa, Ala. (9)  
 3-12-17 L, 4-3 (9) Tuscaloosa, Ala. (9)  
 3-12-17 L, 5-0 Tuscaloosa, Ala. (9)  
 5-10-17 L, 4-1 Knoxville, Tenn. (16)  
 4-13-18 L, 6-5 Fayetteville (15)  
 4-14-18 W, 3-0 Fayetteville (15)  
 4-15-18 W, 6-3 Fayetteville (15)  
 3-6-20 W, 1-0 Tuscaloosa, Ala. (9)  
 3-7-20 L, 10-2 (6) Tuscaloosa, Ala. (9)  
 3-8-20 L, 9-1 (6) Tuscaloosa, Ala. (9)  
 4-9-21 L, 5-3 Fayetteville (4)  
 4-10-21 W, 4-0 Fayetteville (4)  
 4-11-21 L, 2-0 Fayetteville (4)  
 3-18-23 L, 2-0 Tuscaloosa, Ala. (13)  
 3-19-23 W, 5-3 Tuscaloosa, Ala. (13)  
 3-20-23 W, 2-1 (10) Tuscaloosa, Ala. (13)  
 5-11-23 L, 3-2 (9) Fayetteville (13)  
 4-19-24 W, 1-0 (9) Fayetteville (15)  
 4-20-24 L, 5-1 Fayetteville (15)  
 4-21-24 W, 8-0 (5) Fayetteville (15)

**Alcorn State (1-0)**

H: 1-0 | A: 0-0 | N: 0-0  
 2-23-08 W, 7-4 Fayetteville

**Appalachian State (1-0)**

H: 0-0 | A: 0-0 | N: 1-0  
 2-7-04 W, 1-0 Gainesville, Fla.

**Arizona (3-6)**

H: 2-4 | A: 1-2 | N: 0-0  
 2-16-03 L, 9-1 Tucson, Ariz. (2)  
 5-28-21 L, 10-4 Fayetteville (9)  
 5-29-21 L, 4-1 Fayetteville (9)  
 2-23-23 W, 3-2 Fayetteville (19)  
 2-23-23 L, 5-2 Fayetteville (19)  
 2-24-23 W, 2-1 Fayetteville (19)  
 2-16-24 L, 3-2 Tucson, Ariz.  
 2-17-24 W, 3-2 Tucson, Ariz.  
 5-18-24 L, 2-1 Fayetteville

**Arizona State (0-2)**

H: 0-0 | A: 0-1 | N: 0-1  
 3-12-99 L, 5-0 San Diego, Calif.  
 3-1-08 L, 6-5 (8) Tempe, Ariz.

**Army West Point (1-1)**

H: 0-0 | A: 0-0 | N: 1-1  
 5-17-02 W, 2-0 Norman, Okla.  
 2-20-16 L, 5-4 Palm Springs, Calif.

**Arkansas-Pine Bluff (1-0)**

H: 1-0 | A: 0-0 | N: 0-0  
 4-16-19 W, 10-0 (5) Fayetteville

**Auburn\* (36-39)**

H: 17-17 | A: 15-22 | N: 1-0  
 4-5-97 L, 7-6 Auburn, Ala.  
 4-5-97 L, 2-1 Auburn, Ala.  
 4-6-97 L, 2-0 Auburn, Ala.  
 4-6-97 L, 9-0 Auburn, Ala.  
 4-3-98 W, 5-4 Fayetteville  
 4-3-98 L, 4-2 Fayetteville  
 4-4-98 W, 5-4 Fayetteville  
 4-4-98 W, 6-4 Fayetteville  
 4-9-99 W, 1-0 Auburn, Ala.  
 4-9-99 W, 3-1 Auburn, Ala.  
 4-10-99 W, 4-0 Auburn, Ala.  
 4-10-99 W, 4-0 Auburn, Ala.  
 2-12-00 W, 7-4 Arlington, Texas  
 4-7-00 W, 2-0 Fayetteville  
 4-7-00 W, 6-2 Fayetteville  
 4-8-00 L, 3-1 Fayetteville  
 4-8-00 W, 4-2 Fayetteville  
 3-34-01 W, 6-0 Auburn, Ala.  
 3-24-01 W, 5-2 Auburn, Ala.  
 3-25-01 W, 4-3 Auburn, Ala.  
 3-23-02 W, 6-2 Fayetteville  
 3-23-02 W, 4-0 Fayetteville  
 3-24-02 W, 3-2 Fayetteville  
 3-15-03 W, 4-1 Fayetteville  
 3-16-03 L, 2-0 Auburn, Ala.  
 3-16-03 L, 3-2 Auburn, Ala.  
 3-13-04 L, 1-0 (9) Fayetteville  
 3-14-04 L, 9-0 (6) Fayetteville  
 3-14-04 L, 3-0 Fayetteville  
 3-12-05 L, 4-0 Auburn, Ala.  
 3-12-05 L, 10-1 (6) Auburn, Ala.  
 3-13-05 L, 10-2 (5) Auburn, Ala.  
 4-22-06 L, 5-4 Fayetteville (18)  
 4-22-06 W, 2-0 Fayetteville (18)  
 4-23-06 L, 2-1 Fayetteville (18)  
 3-27-07 L, 5-0 Fayetteville  
 3-27-07 L, 3-2 Fayetteville  
 3-18-08 L, 9-6 Auburn, Ala.  
 3-18-08 L, 5-3 Auburn, Ala.  
 4-4-09 L, 4-3 Fayetteville  
 4-4-09 W, 4-2 Fayetteville  
 4-5-09 L, 5-4 Fayetteville  
 5-8-10 L, 4-3 Auburn, Ala.  
 5-8-10 L, 3-2 (8) Auburn, Ala.  
 5-9-10 L, 2-1 Auburn, Ala.  
 3-11-11 L, 5-1 Fayetteville (24)  
 3-12-11 L, 9-1 (6) Fayetteville (24)  
 3-13-11 L, 2-0 Fayetteville (24)  
 4-20-12 L, 3-2 (8) Auburn, Ala.  
 4-21-12 L, 5-1 Auburn, Ala.  
 4-22-12 W, 5-1 Auburn, Ala.  
 5-3-13 W, 6-0 Fayetteville  
 5-4-13 W, 8-7 (8) Fayetteville  
 5-5-13 W, 5-0 Fayetteville

L, 9-1 (6) Auburn, Ala. (8)  
 L, 9-1 (5) Auburn, Ala. (8)  
 L, 10-2 (5) Auburn, Ala. (8)  
 L, 21-0 (5) Fayetteville (3)  
 L, 23-0 (5) Fayetteville (3)  
 L, 10-0 (5) Fayetteville (3)  
 L, 11-1 Auburn, Ala. (11)  
 W, 4-2 Auburn, Ala. (11)  
 L, 4-2 Auburn, Ala. (11)  
 W, 1-0 Fayetteville (23)  
 W, 7-1 Fayetteville (23)  
 W, 5-2 Fayetteville (23)  
 W, 6-1 Auburn, Ala.  
 W, 3-0 Auburn, Ala.  
 W, 2-0 Auburn, Ala.  
 W, 7-4 Fayetteville (17)  
 W, 4-3 Fayetteville (17)  
 W, 17-4 (5) Fayetteville (17)  
 W, 6-1 Auburn, Ala.  
 W, 5-1 Auburn, Ala.  
 L, 2-1 Auburn, Ala.

**Ball State (1-2)**

H: 1-0 | A: 0-0 | N: 0-2  
 3-7-97 L, 4-2 Tampa, Fla.  
 2-27-09 W, 1-0 Fayetteville  
 3-4-11 L, 3-2 Tampa, Fla.

**Baylor (3-3)**

H: 0-1 | A: 1-0 | N: 2-2  
 2-9-01 L, 3-1 Arlington, Texas  
 2-11-12 W, 5-1 Waco (7)  
 2-9-14 L, 5-0 Las Vegas, Nev. (16)  
 2-27-20 L, 3-2 Fayetteville (23)  
 2-21-21 W, 7-2 Lake Charles, La. (23)  
 2-12-23 W, 11-7 Las Vegas, Nev.

**Belmont (1-0)**

H: 0-0 | A: 0-0 | N: 1-0  
 2-10-12 W, 16-3 (5) Waco, Texas

**Bethune-Cookman (4-0)**

H: 0-0 | A: 2-0 | N: 2-0  
 2-13-00 W, 12-3 Arlington, Texas  
 2-9-01 W, 3-0 Arlington, Texas  
 2-2-02 W, 4-3 Daytona Beach, Fla.  
 2-3-02 W, 2-1 Daytona Beach, Fla.

**Binghamton (1-0)**

H: 0-0 | A: 0-0 | N: 1-0  
 2-20-16 W, 12-5 Palm Springs, Calif.

**Bradley (3-0)**

H: 3-0 | A: 0-0 | N: 0-0  
 2-27-09 W, 10-5 Fayetteville  
 3-8-14 W, 4-2 Fayetteville  
 3-9-14 W, 9-1 (6) Fayetteville

**Boston College (1-0)**

H: 0-0 | A: 0-0 | N: 1-0  
 2-16-02 W, 4-0 College Station, Texas

**Boston U (5-0)**

H: 4-0 | A: 0-0 | N: 1-0  
 5-18-12 W, 3-2 Berkeley, Calif.  
 3-2-19 W, 4-2 Fayetteville  
 3-2-19 W, 12-7 Fayetteville  
 2-20-20 W, 4-1 Fayetteville  
 2-22-20 W, 10-2 (6) Fayetteville

**Buffalo (2-0)**

H: 1-0 | A: 0-0 | N: 1-0  
 2-20-10 W, 6-0 Denton, Texas  
 3-4-16 W, 15-14 Fayetteville

**Butler (4-0)**

H: 3-0 | A: 0-0 | N: 1-0  
 2-21-04 W, 5-3 Las Vegas, Nev.  
 3-3-12 W, 3-1 Fayetteville  
 3-4-12 W, 6-5 (8) Fayetteville  
 2-13-14 W, 8-1 Fayetteville

**BYU (0-1)**

H: 0-0 | A: 0-0 | N: 0-1  
 5-17-19 L, 6-3 Stillwater, Okla.

**Campbell (2-0)**

H: 0-0 | A: 0-0 | N: 2-0  
 2-8-19 W, 7-3 Lake Charles, La.  
 2-10-19 W, 8-0 (6) Lake Charles, La.



**All-Time Series Results vs All Opponents**

<b>California (1-3)</b> H: 0-0   A: 1-2   N: 0-1 3-19-98 L, 7-0 Sacramento, Calif. 5-19-12 W, 3-2 Berkeley, Calif. (1) 5-20-12 L, 10-2 (5) Berkeley, Calif. (1) 5-21-12 L, 7-0 Berkeley, Calif. (1)	2-17-17 W, 8-7 Palm Springs, Calif.	2-20-09 L, 10-1 Boca Raton, Fla.
<b>UCLA (1-0)</b> H: 0-0   A: 0-0   N: 1-0 2-18-11 W, 4-3 Las Vegas, Nev. (1)	<b>Dartmouth (2-0)</b> H: 2-0   A: 0-0   N: 0-0 3-2-18 W, 12-3 Fayetteville 3-3-18 W, 2-1 Fayetteville	<b>Florida (17-51)</b> H: 7-21   A: 8-27   N: 2-0 3-5-97 L, 2-1 Gainesville, Fla. 3-5-97 L, 3-1 Gainesville, Fla. 4-22-98 L, 2-1 Fayetteville 4-22-98 W, 4-3 Fayetteville 3-26-99 W, 4-0 Gainesville, Fla. 3-26-99 L, 2-0 Gainesville, Fla. 3-25-00 W, 2-1 Fayetteville (24) 3-25-00 W, 8-7 Fayetteville (24) 5-13-00 W, 2-1 Columbus, Ga. 3-31-01 L, 2-1 Fayetteville 3-31-01 L, 1-0 Fayetteville 4-1-01 W, 1-0 Fayetteville 3-30-02 L, 4-1 Gainesville, Fla. 3-30-02 L, 2-1 Gainesville, Fla. 3-31-02 W, 4-1 Gainesville, Fla. 3-22-03 L, 2-1 Fayetteville 3-22-03 W, 2-1 Fayetteville 3-23-03 L, 5-1 Fayetteville 2-7-04 L, 4-3 Gainesville, Fla. 3-20-04 L, 3-1 Gainesville, Fla. 3-20-04 L, 7-2 Gainesville, Fla. 3-21-04 W, 5-4 (11) Gainesville, Fla. 3-19-05 L, 2-1 (8) Fayetteville (16) 3-19-05 L, 9-0 Fayetteville (16) 3-20-05 L, 8-0 (5) Fayetteville (16) 3-25-06 L, 9-8 Gainesville, Fla. 3-25-06 W, 5-1 Gainesville, Fla. 3-26-06 L, 3-2 (10) Gainesville, Fla. 4-6-07 L, 4-0 Gainesville, Fla. (23) 4-6-07 L, 5-0 Gainesville, Fla. (23) 4-7-07 W, 1-0 Gainesville, Fla. (23) 3-14-08 L, 1-0 Fayetteville (4) 3-14-08 L, 3-1 Fayetteville (4) 3-15-08 L, 7-2 Fayetteville (4) 4-25-09 L, 11-0 Gainesville, Fla. (1) 4-25-09 L, 11-0 Gainesville, Fla. (1) 4-26-09 L, 6-0 Gainesville, Fla. (1) 4-10-10 L, 9-5 Fayetteville (4) 4-10-10 L, 12-2 (5) Fayetteville (4) 4-11-10 L, 6-1 Fayetteville (4) 4-8-11 L, 4-0 Gainesville, Fla. (10) 4-9-11 L, 8-1 Gainesville, Fla. (10) 4-10-11 L, 8-0 (5) Gainesville, Fla. (10) 3-23-12 L, 6-0 Fayetteville (4) 3-24-12 L, 3-2 Fayetteville (4) 3-25-12 L, 5-0 Fayetteville (4) 3-22-13 L, 8-0 (6) Gainesville, Fla. (3) 3-22-13 L, 5-2 Gainesville, Fla. (3) 3-23-13 L, 1-0 Gainesville, Fla. (3) 5-2-14 L, 8-3 Fayetteville (7) 5-3-14 L, 11-0 Fayetteville (7) 5-4-14 L, 5-1 Fayetteville (7) 5-6-16 L, 9-0 (5) Gainesville, Fla. (1) 5-7-16 L, 5-0 Gainesville, Fla. (1) 5-8-16 L, 8-0 (5) Gainesville, Fla. (1) 3-31-17 L, 6-1 Fayetteville (2) 4-1-17 L, 8-0 (5) Fayetteville (2) 4-2-17 L, 6-1 Fayetteville (2) 4-5-19 L, 3-0 Gainesville, Fla. (8) 4-6-19 L, 8-0 (5) Gainesville, Fla. (8) 4-7-19 L, 3-1 Gainesville, Fla. (8) 4-22-22 W, 9-1 (6) Gainesville, Fla. (9) 4-23-22 W, 5-4 Gainesville, Fla. (9) 4-24-22 W, 2-0 Gainesville, Fla. (9) 5-13-22 W, 4-1 Gainesville, Fla. (14) 3-24-23 W, 6-2 Fayetteville (10) 3-25-23 L, 11-4 Fayetteville (10) 3-26-23 W, 14-1 (5) Fayetteville (10)
<b>Cal Poly (0-3)</b> H: 0-0   A: 0-1   N: 0-2 2-28-98 L, 2-0 Santa Barbara, Calif. 3-1-98 L, 4-0 Santa Barbara, Calif. 2-5-05 L, 8-0 (6) San Luis Obispo, Calif.	<b>Delaware (1-0)</b> H: 0-0   A: 0-0   N: 1-0 2-24-18 W, 10-1 Madeira Beach, Fla.	
<b>Cal State Fullerton (0-1)</b> H: 0-0   A: 0-1   N: 0-0 3-19-16 L, 8-1 Fullerton, Calif.	<b>DePaul (1-1)</b> H: 1-1   A: 0-0   N: 0-0 3-6-98 L, 6-2 Fayetteville 5-18-18 W, 2-0 Fayetteville	
<b>Centenary (10-1)</b> H: 4-0   A: 2-1   N: 4-0 2-21-98 W, 9-0 Monroe, La. 3-6-99 W, 9-1 Fayetteville 3-7-99 W, 8-0 Fayetteville 3-23-05 W, 3-1 Shreveport, La. 3-23-05 W, 6-5 Shreveport, La. 2-17-06 L, 4-6 Shreveport, La. 3-5-06 W, 3-0 Fayetteville 3-5-06 W, 1-0 Fayetteville 2-10-08 W, 13-1 (6) Texarkana, Ark. 2-10-08 W, 9-1 (5) Texarkana, Ark. 4-15-09 W, 6-2 Sherwood, Ark.	<b>Drake (15-6)</b> H: 10-3   A: 0-0   N: 5-3 2-17-01 W, 2-1 Monroe, La. 2-24-06 W, 1-0 (8) Fayetteville 2-15-08 W, 5-4 (8) Minneapolis, Minn. 3-2-08 L, 10-0 (5) Tempe, Ariz. 2-13-09 L, 6-5 Minneapolis, Minn. 3-6-09 W, 6-3 Stillwater, Okla. 2-13-10 L, 2-1 Minneapolis, Minn. 2-21-10 W, 3-2 Columbus, Ga. 2-18-12 W, 4-1 Tampa, Fla. 3-2-12 W, 5-4 Fayetteville 3-3-12 W, 8-6 Fayetteville 2-28-14 W, 10-6 Fayetteville 3-1-14 L, 7-4 Fayetteville 2-27-16 W, 13-4 (5) Fayetteville 2-28-16 L, 9-2 Fayetteville 2-23-19 L, 3-1 Fayetteville 3-4-21 W, 6-3 Fayetteville 3-4-21 W, 6-4 Fayetteville 3-24-23 W, 4-3 (11) Fayetteville 3-25-23 W, 7-2 Fayetteville 3-26-23 W, 8-0 (5) Fayetteville	
<b>Central Arkansas (5-2)</b> H: 2-1   A: 3-1   N: 0-0 3-9-21 W, 4-1 Conway, Ark. 4-21-21 W, 7-6 (8) Fayetteville 4-5-22 W, 6-4 Conway, Ark. 4-26-22 W, 3-2 Fayetteville 3-6-23 L, 2-1 Fayetteville 4-11-23 L, 4-0 Conway, Ark. 4-30-24 W, 8-0 (6) Conway, Ark.	<b>Duke (0-1)</b> H: 0-0   A: 0-0   N: 0-1 2-17-23 L, 7-4 Clearwater, Fla. (19)	
<b>Central Connecticut (2-0)</b> H: 2-0   A: 0-0   N: 0-0 3-3-18 W, 7-0 Fayetteville 3-4-18 W, 6-5 Fayetteville	<b>East Carolina (0-1)</b> H: 0-0   A: 0-0   N: 0-1 3-8-97 L, 3-1 Tampa, Fla.	
<b>Central Michigan (1-0)</b> H: 0-0   A: 0-0   N: 1-0 2-21-16 W, 12-4 (5) Palm Springs, Calif.	<b>East Tennessee State (1-0)</b> H: 0-0   A: 0-0   N: 1-0 3-5-11 W, 4-2 Tampa, Fla.	
<b>Chattanooga (0-2)</b> H: 0-0   A: 0-0   N: 0-2 2-6-04 L, 1-0 (9) Gainesville, Fla. 2-14-15 L, 7-3 Clermont, Fla.	<b>Eastern Illinois (1-0)</b> H: 1-0   A: 0-0   N: 0-0 3-5-10 W, 9-1 (6) Fayetteville	
<b>Cleveland State (1-0)</b> H: 0-0   A: 0-0   N: 1-0 3-7-09 W, 3-1 Stillwater, Okla.	<b>Eastern Michigan (2-0)</b> H: 0-0   A: 0-0   N: 2-0 3-5-00 W, 6-1 Miami, Fla. 2-21-14 W, 13-0 (5) Fort Myers, Fla.	
<b>Coastal Carolina (2-0)</b> H: 0-0   A: 0-0   N: 2-0 3-11-02 W, 7-1 Myrtle Beach, SC 3-11-02 W, 2-1 Myrtle Beach, SC	<b>Evansville (0-3)</b> H: 0-0   A: 0-0   N: 0-3 2-27-98 L, 1-0 Santa Barbara, Calif. 3-1-98 L, 7-1 Santa Barbara, Calif. 2-7-03 L, 2-0 St. Augustine, Fla.	
<b>Colorado State (3-2)</b> H: 0-1   A: 0-0   N: 3-1 3-13-99 W, 2-0 San Diego, Calif. 2-5-05 W, 2-1 San Luis Obispo, Calif. 2-6-06 L, 6-4 San Luis Obispo, Calif. 2-24-07 L, 6-1 Fayetteville 2-8-13 W, 5-4 (9) St. George, Utah	<b>FAU (3-6)</b> H: 1-0   A: 1-4   N: 1-2 3-4-00 L, 5-0 Miami, Fla. 4-5-00 W, 7-3 Miami, Fla. 3-3-01 L, 2-1 Miami, Fla. 2-20-09 L, 2-1 Boca Raton, Fla. 2-21-09 L, 8-0 Boca Raton, Fla. 2-6-15 L, 12-7 Boca Raton, Fla. 2-14-16 L, 3-1 Boca Raton, Fla. 2-8-24 W, 8-0 (5) Boca Raton, Fla. 3-1-24 W, 6-2 Fayetteville, Ark.	
<b>Creighton (3-2)</b> H: 2-2   A: 0-0   N: 1-0 3-1-97 W, 2-1 Fayetteville 3-2-97 L, 1-0 Fayetteville 3-6-98 L, 3-2 Fayetteville 2-24-08 W, 7-2 Fayetteville 3-1-08 W, 10-1 Tempe, Ariz.	<b>FGCU (2-0)</b> H: 0-0   A: 2-0   N: 0-0 2-22-14 W, 14-7 Fort Myers, Fla. 2-16-20 W, 4-1 Fort Myers, Fla.	
<b>CSUN (3-2)</b> H: 0-0   A: 0-0   N: 3-2 2-20-97 L, 4-3 San Diego, Calif. 2-19-00 W, 1-0 San Diego, Calif. 5-18-00 W, 5-0 Norman, Okla. 3-3-03 L, 7-4 St. George, Utah	<b>FIU (3-2)</b> H: 0-0   A: 2-1   N: 1-1 3-2-01 W, 4-1 Miami, Fla. 1-31-02 W, 5-4 Miami, Fla. 2-11-06 L, 8-3 Miami, Fla. 2-29-08 W, 13-4 Tempe, Ariz.	
	<b>Florida A&amp;M (4-0)</b> H: 0-0   A: 0-0   N: 4-0 3-3-00 W, 8-0 Miami, Fla. 2-13-15 W, 10-2 Clermont, Fla. 2-24-18 W, 5-0 Boca Raton, Fla. 2-26-18 W, 9-0 (5) Boca Raton, Fla.	
	<b>Florida State (0-4)</b> H: 0-1   A: 0-1   N: 0-2 3-8-97 L, 4-0 Tampa, Fla. 2-15-13 L, 9-1 (5) Tallahassee, Fla. 2-29-20 L, 2-1 Fayetteville (9) 2-17-23 L, 9-6 Clearwater, Fla.	
	<b>Fordham (4-0)</b> H: 0-0   A: 0-0   N: 4-0 2-22-09 W, 7-3 Boca Raton, Fla.	

**All-Time Series Results vs All Opponents**

5-17-13 W, 5-1 Norman, Okla.  
 5-18-13 W, 5-2 Norman, Okla.  
 2-19-18 W, 4-2 Cathedral City, Calif.

**Fresno State (0-3)**

H: 0-0 | A: 0-2 | N: 0-1  
 3-17-97 L, 8-0 Fresno, Calif. (2)  
 3-17-97 L, 8-0 Fresno, Calif. (2)  
 3-18-00 L, 1-0 San Diego, Calif. (3)

**Furman (4-0)**

H: 3-0 | A: 0-0 | N: 1-0  
 4-13-19 W, 6-5 (12) Fayetteville  
 4-14-19 W, 11-0 (5) Fayetteville  
 4-14-19 W, 9-1 (5) Fayetteville  
 2-15-20 W, 8-1 Fort Myers, Fla.

**George Washington (2-0)**

H: 0-0 | A: 0-0 | N: 2-0  
 2-20-15 W, 7-6 Orlando, Fla.  
 2-19-19 W, 8-0 (5) Palm Springs, Calif.

**Georgia\* (25-41)**

H: 11-17 | A: 13-22 | N: 1-2  
 4-13-97 W, 2-1 Fayetteville  
 4-13-97 L, 4-3 Fayetteville  
 4-12-98 W, 3-1 Athens, Ga.  
 4-12-98 W, 2-1 Athens, Ga.  
 4-18-99 W, 3-2 Fayetteville  
 4-18-99 W, 1-0 Fayetteville  
 4-14-00 W, 7-4 Athens, Ga.  
 4-14-00 W, 4-0 Athens, Ga.  
 4-7-01 L, 3-1 Fayetteville  
 4-7-01 W, 6-1 Fayetteville  
 4-8-01 W, 3-2 Fayetteville  
 4-6-02 L, 4-3 Athens, Ga. (23)  
 4-6-02 L, 3-2 Athens, Ga. (23)  
 4-7-02 L, 3-1 Athens, Ga. (23)  
 3-29-03 L, 6-1 Fayetteville (9)  
 3-29-03 L, 11-0 Fayetteville (9)  
 3-30-03 L, 4-0 Fayetteville (9)  
 3-27-04 L, 8-0 (6) Athens, Ga. (5)  
 3-27-04 L, 5-2 Athens, Ga. (5)  
 3-28-04 L, 2-1 Athens, Ga. (5)  
 3-25-05 L, 1-0 Fayetteville (13)  
 3-25-05 L, 10-0 (5) Fayetteville (13)  
 3-26-05 L, 10-4 Fayetteville (13)  
 2-10-06 L, 7-6 (9) Miami, Fla. (10)  
 3-11-06 L, 6-1 Athens, Ga. (12)  
 3-11-06 L, 6-3 Athens, Ga. (12)  
 3-12-06 W, 1-0 Athens, Ga. (12)  
 5-11-06 L, 2-0 Athens, Ga. (8)  
 4-28-07 L, 5-0 Fayetteville  
 4-28-07 L, 7-2 Fayetteville  
 4-29-07 L, 5-3 Fayetteville  
 3-29-08 L, 3-1 Athens, Ga. (15)  
 3-29-08 L, 13-1 (5) Athens, Ga. (15)  
 3-30-08 L, 3-2 Athens, Ga. (15)  
 5-3-09 L, 8-0 Fayetteville (9)  
 5-3-09 L, 8-2 Fayetteville (9)  
 4-2-10 W, 3-2 Athens, Ga. (8)  
 4-2-10 W, 10-5 Athens, Ga. (8)  
 4-3-10 L, 4-0 Athens, Ga. (8)  
 4-23-11 W, 2-1 Fayetteville (3)  
 5-5-12 L, 3-2 Athens, Ga. (11)  
 5-5-12 W, 2-1 Athens, Ga. (11)  
 5-6-12 L, 7-1 Athens, Ga. (11)  
 3-29-13 W, 5-2 Fayetteville (22)  
 3-30-13 W, 5-3 Fayetteville (22)  
 3-30-13 W, 8-1 Fayetteville (22)  
 3-20-15 L, 10-0 (5) Athens, Ga. (8)  
 3-21-15 L, 12-4 (6) Athens, Ga. (8)  
 3-21-15 L, 9-1 (5) Athens, Ga. (8)  
 5-5-17 W, 6-2 Fayetteville  
 5-6-17 L, 6-2 Fayetteville  
 5-7-17 L, 10-0 Fayetteville  
 3-10-18 L, 8-0 Athens, Ga. (11)  
 3-12-18 L, 1-0 Athens, Ga. (11)  
 3-12-18 L, 5-4 Athens, Ga. (11)  
 5-10-18 W, 8-3 Columbia, Mo. (8)  
 5-9-19 L, 4-1 College Station, Texas (13)  
 4-16-21 W, 10-3 Athens, Ga. (20)  
 4-17-21 W, 5-2 Athens, Ga. (20)  
 4-18-21 W, 5-2 Athens, Ga. (20)  
 4-6-23 L, 4-3 Fayetteville (10)  
 4-7-23 L, 4-0 Fayetteville (10)  
 4-8-23 W, 4-3 Fayetteville (10)  
 3-30-24 W, 3-2 Athens, Ga. (3)  
 3-31-24 L, 8-2 Athens, Ga. (3)  
 4-1-24 W, 8-2 Athens, Ga. (3)

**Georgia Southern (2-0)**

H: 0-0 | A: 0-0 | N: 2-0  
 2-2-03 W, 13-6 St. George, Utah  
 2-3-03 W, 3-2 St. George, Utah

**Georgia State (1-1)**

H: 0-0 | A: 1-1 | N: 0-0  
 3-22-01 W, 7-0 Atlanta, Ga.  
 3-22-01 L, 3-2 Atlanta, Ga.

**Georgia Tech (3-3)**

H: 0-0 | A: 1-2 | N: 2-1  
 2-17-01 W, 3-2 Arlington, Texas  
 3-21-01 L, 4-0 Atlanta, Ga.  
 3-18-03 L, 3-2 Atlanta, Ga.  
 3-18-03 W, 3-2 Atlanta, Ga.  
 2-27-10 L, 11-2 Columbus, Ga.  
 2-8-15 W, 2-0 Boca Raton, Fla.

**Grand Canyon (1-1)**

H: 0-0 | A: 0-0 | N: 1-1  
 3-20-16 L, 6-2 Fullerton, Calif.  
 2-17-18 W, 6-2 Cathedral City, Calif.

**Green Bay (1-0)**

H: 0-0 | A: 0-0 | N: 1-0  
 2-15-09 W, 8-0 Minneapolis, Minn.

**Harvard (2-0)**

H: 0-0 | A: 0-0 | N: 1-0  
 2-23-14 W, 9-4 Fort Myers, Fla.  
 5-19-23 W, 11-0 (5) Fayetteville

**Hawai'i (1-1)**

H: 0-0 | A: 0-0 | N: 1-1  
 2-20-97 W, 5-4 San Diego, Calif.  
 3-20-98 L, 3-0 Sacramento, Calif.

**Hofstra (1-2)**

H: 0-0 | A: 0-0 | N: 1-2  
 3-7-97 W, 6-5 Tampa, Fla.  
 2-15-13 L, 8-1 Tallahassee, Fla. (25)  
 2-17-13 L, 6-4 (6) Tallahassee, Fla. (25)

**Houston (2-0)**

H: 0-0 | A: 0-0 | N: 2-0  
 2-9-01 W, 14-10 Arlington, Texas  
 1-31-03 W, 5-4 San Marcos, Texas

**Illinois (1-2)**

H: 1-1 | A: 0-0 | N: 0-1  
 2-28-10 L, 7-4 Columbus, Ga.  
 2-18-22 W, 6-3 Fayetteville  
 2-20-22 L, 8-6 Fayetteville

**Illinois State (2-0)**

H: 2-0 | A: 0-0 | N: 0-0  
 2-22-24 W, 7-0 Fayetteville  
 2-24-24 W, 7-0 Fayetteville

**Indiana (1-0)**

H: 0-0 | A: 0-0 | N: 1-0  
 2-18-23 W, 7-0 Clearwater, Fla.

**Indiana State (2-0)**

H: 2-0 | A: 0-0 | N: 0-0  
 3-12-08 W, 12-2 (5) Fayetteville  
 3-12-08 W, 4-1 Fayetteville

**Iowa (5-1)**

H: 0-0 | A: 0-0 | N: 5-1  
 2-11-06 W, 1-0 Miami, Fla. (24)  
 2-12-06 L, 5-1 Miami, Fla. (24)  
 2-17-08 W, 5-3 Minneapolis, Minn.  
 2-12-10 W, 2-1 Minneapolis, Minn.  
 2-27-10 W, 3-2 Columbus, Ga.  
 2-11-12 W, 10-2 (5) Waco, Texas

**Iowa State (4-1)**

H: 3-1 | A: 0-0 | N: 1-0  
 2-14-10 W, 4-2 Minneapolis, Minn.  
 3-6-10 L, 2-1 Fayetteville  
 3-16-18 W, 8-3 Fayetteville  
 3-2-23 W, 4-0 Fayetteville  
 3-4-23 W, 7-4 Fayetteville

**IUPUI (4-0)**

H: 4-0 | A: 0-0 | N: 0-0  
 3-4-12 W, 3-1 Fayetteville  
 3-4-17 W, 7-2 Fayetteville  
 3-5-17 W, 8-1 Fayetteville  
 2-24-19 W, 10-2 (5) Fayetteville

**Jackson State (7-1)**

H: 3-0 | A: 4-1 | N: 0-0  
 2-25-12 W, 5-4 Fayetteville  
 2-26-12 W, 4-3 (8) Fayetteville  
 2-13-13 W, 8-2 Jackson, Miss.  
 2-13-13 W, 8-0 (5) Jackson, Miss.  
 2-13-14 W, 8-0 (5) Fayetteville  
 3-25-14 W, 7-4 Jackson, Miss.  
 3-25-14 L, 3-1 Jackson, Miss.  
 4-25-17 W, 14-2 (5) Jackson, Miss.

**Jacksonville (1-1)**

H: 0-0 | A: 1-0 | N: 0-1  
 2-7-03 L, 3-2 St. Augustine, Fla.  
 3-19-04 W, 2-1 Jacksonville, Fla.

**Jacksonville State (7-1)**

H: 3-1 | A: 3-0 | N: 1-0  
 3-16-98 W, 12-6 Jacksonville  
 3-16-98 W, 1-0 Jacksonville  
 3-3-06 W, 2-1 (11) Fayetteville  
 3-3-06 W, 6-2 Fayetteville  
 3-2-13 L, 5-4 Fayetteville  
 3-3-13 W, 3-2 Fayetteville  
 2-20-15 W, 4-0 Orlando, Fla.  
 3-24-15 W, 6-2 Jacksonville

**Kansas (11-17)**

H: 5-8 | A: 5-6 | N: 1-3  
 3-21-97 L, 3-0 Sacramento, Calif.  
 3-11-98 L, 3-2 Fayetteville  
 3-11-98 W, 3-2 Fayetteville  
 3-20-98 W, 9-7 Sacramento, Calif.  
 3-16-99 W, 5-3 Lawrence, Kan.  
 3-16-99 L, 6-1 Lawrence, Kan.  
 3-29-00 L, 4-2 Fayetteville  
 3-29-00 W, 5-2 Fayetteville  
 3-28-01 L, 4-1 Lawrence, Kan.  
 3-28-01 W, 3-0 Lawrence, Kan.  
 3-27-02 L, 2-1 Fayetteville  
 3-27-02 L, 3-0 Fayetteville  
 4-16-03 W, 5-1 Lawrence, Kan.  
 4-16-03 L, 1-0 Lawrence, Kan.  
 4-21-04 L, 5-4 (10) Fayetteville  
 4-21-04 L, 1-0 (6) Fayetteville  
 2-11-05 L, 5-1 Las Cruces, N.M.  
 4-26-05 L, 7-2 Lawrence, Kan.  
 4-26-05 L, 6-5 Lawrence, Kan.  
 4-5-06 L, 2-1 Fayetteville  
 4-5-06 L, 1-0 Fayetteville  
 4-3-07 L, 4-2 Lawrence, Kan.  
 4-3-07 W, 6-1 Lawrence, Kan.  
 2-7-15 L, 4-3 Boca Raton, Fla.  
 3-10-20 W, 3-2 Fayetteville  
 3-10-20 W, 1-0 Fayetteville  
 3-5-21 W, 8-3 Fayetteville  
 3-24-21 W, 7-4 Lawrence, Kan.

**Kansas City (14-2)**

H: 12-2 | A: 1-0 | N: 1-0  
 2-8-03 W, 1-0 St. Augustine, Fla.  
 2-26-05 W, 7-1 Fayetteville  
 2-26-06 W, 3-0 Fayetteville  
 2-23-07 W, 7-0 Fayetteville  
 4-29-09 W, 7-1 Fayetteville  
 4-29-09 W, 16-1 Fayetteville  
 5-5-11 L, 2-1 Fayetteville  
 4-17-12 W, 2-0 Fayetteville  
 3-27-13 W, 9-1 (5) Fayetteville  
 2-16-14 W, 10-0 (5) Fayetteville  
 2-27-16 L, 9-4 Fayetteville  
 2-28-16 W, 7-6 Fayetteville  
 3-7-17 W, 10-0 (5) Fayetteville  
 3-7-17 W, 13-1 (5) Fayetteville  
 3-23-21 W, 9-3 Kansas City, Mo.  
 3-4-22 W, 12-1 (5) Fayetteville

**Kennesaw State (2-0)**

H: 2-0 | A: 0-0 | N: 0-0  
 3-4-22 W, 6-4 Fayetteville  
 3-5-22 W, 9-1 (5) Fayetteville

**All-Time Series Results vs All Opponents**

**Kent State (2-0)**

H: 2-0 | A: 0-0 | N: 0-0  
 2-28-20 W, 9-5 Fayetteville  
 3-1-20 W, 8-0 (5) Fayetteville

**Kentucky (37-28)**

H: 20-13 | A: 15-12 | N: 1-0  
 4-25-97 L, 4-3 Lexington, Ky.  
 4-25-97 W, 4-3 Lexington, Ky.  
 4-24-98 L, 5-2 Fayetteville  
 4-24-98 W, 8-0 Fayetteville  
 4-28-99 W, 2-0 Lexington, Ky.  
 4-28-99 L, 4-2 Lexington, Ky.  
 4-30-00 W, 2-1 Fayetteville  
 4-30-00 W, 2-1 Fayetteville  
 5-5-01 L, 3-1 Fayetteville  
 5-5-01 W, 4-0 Fayetteville  
 5-6-01 W, 1-0 Fayetteville  
 5-11-01 W, 1-0 Chattanooga, Tenn.  
 5-2-02 L, 6-5 Lexington, Ky.  
 5-3-02 L, 4-0 Lexington, Ky.  
 5-3-02 W, 7-2 Lexington, Ky.  
 4-26-03 W, 2-1 Fayetteville  
 4-26-03 L, 4-0 Fayetteville  
 4-27-03 L, 7-6 Fayetteville  
 4-24-04 W, 1-0 (8) Lexington, Ky.  
 4-24-04 L, 8-5 Lexington, Ky.  
 4-25-04 W, 5-1 Lexington, Ky.  
 4-23-05 W, 10-2 (6) Fayetteville  
 4-23-05 W, 4-0 Fayetteville  
 4-24-05 W, 10-2 (5) Fayetteville  
 4-14-06 L, 8-0 (6) Lexington, Ky.  
 4-15-06 W, 2-1 Lexington, Ky.  
 4-15-06 W, 2-0 Lexington, Ky.  
 3-31-07 W, 14-8 Fayetteville  
 3-31-07 W, 5-2 Fayetteville  
 4-1-07 W, 2-0 Fayetteville  
 4-12-08 W, 6-5 (9) Lexington, Ky.  
 4-12-08 W, 3-0 Lexington, Ky.  
 4-13-08 W, 14-1 (5) Lexington, Ky.  
 3-21-09 L, 11-4 Fayetteville  
 3-21-09 W, 8-5 Fayetteville  
 3-22-09 W, 4-3 Fayetteville  
 3-20-10 L, 4-2 Lexington, Ky.  
 3-20-10 L, 5-0 Lexington, Ky.  
 3-21-10 W, 9-8 Lexington, Ky.  
 3-16-11 L, 4-0 Fayetteville (24)  
 3-16-11 L, 7-2 (11) Fayetteville (24)  
 4-11-12 L, 9-7 (7) Lexington, Ky.  
 4-11-12 W, 7-3 Lexington, Ky.  
 4-19-13 W, 4-1 Fayetteville (17)  
 4-20-13 W, 4-0 Fayetteville (17)  
 4-21-13 L, 5-3 Fayetteville (17)  
 4-18-14 L, 4-3 Lexington, Ky. (8)  
 4-19-14 L, 7-5 Lexington, Ky. (8)  
 4-20-14 W, 8-0 (6) Lexington, Ky. (8)  
 3-25-16 L, 9-0 (5) Fayetteville (15)  
 3-26-16 L, 7-1 Fayetteville (15)  
 3-27-16 L, 12-4 Fayetteville (15)  
 3-24-17 L, 2-1 Lexington, Ky. (17)  
 3-25-17 L, 2-0 Lexington, Ky. (17)  
 3-26-17 L, 7-5 Lexington, Ky. (17)  
 5-9-18 W, 3-1 Columbia, Mo. (19)  
 3-29-19 W, 1-0 Fayetteville (18)  
 3-30-19 L, 16-2 (5) Fayetteville (18)  
 3-31-19 W, 3-2 Fayetteville (18)  
 4-15-22 W, 2-1 Fayetteville (12)  
 4-16-22 L, 10-7 Fayetteville (12)  
 4-17-22 W, 8-0 (6) Fayetteville (12)  
 4-22-23 W, 8-1 Lexington, Ky. (20)  
 4-22-23 W, 14-6 (5) Lexington, Ky. (20)  
 4-23-23 L, 3-1 Lexington, Ky. (20)

**Lamar (2-0)**

H: 2-0 | A: 0-0 | N: 0-0  
 3-3-17 W, 11-3 Fayetteville  
 3-4-17 W, 9-4 Fayetteville

**Lehigh (1-0)**

H: 0-0 | A: 0-0 | N: 1-0  
 3-11-22 W, 19-2 (5) Harrisonburg, Va.

**Liberty (1-2)**

H: 0-1 | A: 1-0 | N: 0-1  
 2-13-15 L, 5-2 Clermont, Fla.  
 3-16-21 L, 2-0 (10) Fayetteville  
 3-10-22 W, 14-9 Lynchburg, Va.

**Lipscomb (1-0)**

H: 0-0 | A: 0-0 | N: 1-0  
 2-9-19 W, 5-0 Lake Charles, La.

**Long Beach State (3-4)**

H: 0-0 | A: 1-1 | N: 2-3  
 2-21-97 L, 7-3 San Diego, Calif.  
 2-18-00 L, 2-1 San Diego, Calif. (15)  
 2-8-02 W, 2-1 Long Beach, Calif.  
 2-10-02 L, 2-1 Long Beach, Calif.  
 2-19-11 L, 11-0 Las Vegas, Nev.  
 2-12-22 W, 10-0 (5) Puerto Vallarta, Mexico  
 2-16-24 W, 7-0 Tucson, Ariz.

**Longwood (1-0)**

H: 1-0 | A: 0-0 | N: 0-0  
 2-19-22 W, 15-4 (5) Fayetteville

**LIU (1-0)**

H: 0-0 | A: 0-0 | N: 1-0  
 2-7-15 W, 8-0 (5) Boca Raton, Fla.

**Louisiana (1-2)**

H: 0-1 | A: 0-1 | N: 1-0  
 3-5-10 L, 5-2 Fayetteville  
 2-12-11 L, 14-1 Lafayette, La. (17)  
 2-18-23 W, 7-6 Clearwater, Fla. (22)

**LSU\* (17-63)**

H: 10-28 | A: 7-32 | N: 0-4  
 4-18-97 L, 3-0 Fayetteville  
 4-18-97 L, 2-1 Fayetteville  
 4-19-97 W, 2-1 Fayetteville  
 4-19-97 L, 7-1 Fayetteville  
 4-17-98 L, 1-0 Baton Rouge, La.  
 4-17-98 L, 1-0 Baton Rouge, La.  
 4-18-98 L, 3-1 Baton Rouge, La.  
 4-18-98 L, 8-0 Baton Rouge, La.  
 5-8-98 L, 2-1 Columbus, Ga.  
 4-23-99 L, 3-1 Fayetteville  
 4-23-99 L, 4-0 Fayetteville  
 4-24-99 L, 9-0 Fayetteville  
 4-24-99 W, 2-1 Fayetteville  
 5-14-99 L, 10-0 Columbus, Ga.  
 5-16-99 L, 4-3 (10) Columbus, Ga.  
 4-21-00 L, 3-1 Baton Rouge, La. (7)  
 4-21-00 L, 7-0 Baton Rouge, La. (7)  
 4-22-00 L, 3-1 Baton Rouge, La. (7)  
 4-22-00 L, 9-0 Baton Rouge, La. (7)  
 5-12-00 L, 2-0 Columbus, Ga.  
 3-3-01 L, 3-0 Baton Rouge, La. (7)  
 3-3-01 W, 3-2 Baton Rouge, La. (7)  
 3-4-01 L, 5-0 Baton Rouge, La. (7)  
 4-2-02 L, 3-0 Fayetteville (5)  
 4-2-02 L, 4-0 Fayetteville (5)  
 4-3-02 L, 5-0 Fayetteville (5)  
 4-22-03 L, 10-1 Baton Rouge, La. (11)  
 4-22-03 W, 6-5 Baton Rouge, La. (11)  
 4-22-03 L, 8-0 Baton Rouge, La. (11)  
 4-6-04 L, 7-0 Fayetteville (4)  
 4-6-04 L, 8-0 Fayetteville (4)  
 4-7-04 L, 10-1 (5) Fayetteville (4)  
 4-6-05 W, 5-3 Baton Rouge, La.  
 4-6-05 L, 8-3 Baton Rouge, La.  
 4-7-05 L, 6-4 Baton Rouge, La.  
 4-25-06 W, 3-2 Fayetteville (11)  
 4-26-06 L, 4-3 Fayetteville (11)  
 4-26-06 W, 3-2 (9) Fayetteville (11)  
 4-21-07 L, 5-0 Fayetteville (6)  
 4-21-07 L, 7-0 Fayetteville (6)  
 4-22-07 L, 3-1 Fayetteville (6)  
 4-26-08 L, 4-0 Baton Rouge, La. (15)  
 4-26-08 L, 8-6 (8) Baton Rouge, La. (15)  
 4-27-08 L, 4-0 Baton Rouge, La. (15)  
 4-10-09 W, 8-7 Fayetteville  
 4-10-09 L, 10-4 Fayetteville  
 4-11-09 L, 7-4 Fayetteville  
 4-17-10 L, 4-2 Baton Rouge, La.  
 4-17-10 L, 3-2 (10) Baton Rouge, La.  
 4-18-10 L, 3-2 Baton Rouge, La.  
 4-1-11 L, 8-0 Fayetteville  
 4-2-11 L, 10-1 Fayetteville  
 4-3-11 L, 1-0 Fayetteville  
 3-30-12 L, 1-0 Baton Rouge, La.  
 3-31-12 L, 9-1 (5) Baton Rouge, La.  
 4-1-12 L, 3-2 Baton Rouge, La.  
 4-5-13 L, 8-2 Fayetteville (13)  
 4-6-13 W, 4-3 Fayetteville (13)  
 4-7-13 L, 5-4 Fayetteville (13)  
 3-6-15 L, 10-0 (5) Baton Rouge, La. (5)

L, 6-0 Baton Rouge, La. (5)  
 3-8-15 L, 7-1 Baton Rouge, La. (5)  
 4-29-16 L, 10-6 Fayetteville (12)  
 4-30-16 L, 5-4 Fayetteville (12)  
 5-1-16 L, 9-1 (6) Fayetteville (12)  
 5-4-18 L, 2-1 Baton Rouge, La. (13)  
 5-5-18 L, 10-2 Baton Rouge, La. (13)  
 5-6-18 L, 5-0 Baton Rouge, La. (13)  
 4-18-19 W, 8-5 Fayetteville (9)  
 4-19-19 W, 11-1 (5) Fayetteville (9)  
 4-20-19 L, 3-1 Fayetteville (9)  
 5-1-21 W, 1-0 Baton Rouge, La. (16)  
 5-3-21 L, 2-1 Baton Rouge, La. (16)  
 5-3-21 W, 4-1 Baton Rouge, La. (16)  
 3-26-22 W, 8-7 Fayetteville (22)  
 3-27-22 L, 7-4 Fayetteville (22)  
 3-28-22 W, 7-3 Fayetteville (22)  
 4-26-24 W, 2-1 Baton Rouge, La. (7)  
 4-27-24 W, 4-1 Baton Rouge, La. (7)  
 4-28-24 L, 1-0 Baton Rouge, La. (7)

**Louisiana Tech (5-1)**

H: 3-0 | A: 0-0 | N: 2-1  
 2-20-98 L, 5-1 Monroe, La.  
 4-18-07 W, 1-0 Sherwood, Ark.  
 4-18-07 W, 5-4 Sherwood, Ark.  
 3-13-10 W, 5-2 Fayetteville  
 3-14-10 W, 5-3 (9) Fayetteville  
 3-1-14 W, 9-1 (6) Fayetteville

**Louisville (2-2)**

H: 2-1 | A: 0-0 | N: 0-1  
 2-14-15 L, 11-5 Clermont, Fla.  
 2-27-22 W, 8-5 Fayetteville  
 2-28-22 L, 8-4 Fayetteville  
 2-28-22 W, 14-0 (5) Fayetteville

**Loyola Marymount (7-1)**

H: 0-0 | A: 0-0 | N: 7-1  
 3-12-99 L, 5-1 San Diego, Calif.  
 3-13-99 W, 4-3 San Diego, Calif.  
 2-8-01 W, 2-1 Long Beach, Calif.  
 2-9-02 W, 3-0 Long Beach, Calif.  
 3-6-11 W, 5-2 (8) Tampa, Fla.  
 2-9-13 W, 8-3 St. George, Utah  
 2-17-17 W, 15-2 (5) Palm Springs, Calif.  
 2-18-18 W, 6-5 Cathedral City, Calif.

**Maine (1-0)**

H: 1-0 | A: 0-0 | N: 0-0  
 2-23-01 W, 2-0 Fayetteville

**Manhattan (2-0)**

H: 1-0 | A: 0-0 | N: 1-0  
 2-23-18 W, 9-1 (6) Madeira Beach, Fla.  
 5-21-21 W, 8-0 (5) Fayetteville

**Marist (4-0)**

H: 2-0 | A: 0-0 | N: 2-0  
 2-21-15 W, 9-5 Orlando, Fla.  
 2-23-18 W, 15-3 (6) Madeira Beach, Fla.  
 2-21-20 W, 7-1 Fayetteville  
 2-23-20 W, 5-1 Fayetteville

**Marshall (2-1)**

H: 1-1 | A: 0-0 | N: 1-0  
 4-9-04 W, 1-0 (11) Fayetteville  
 4-10-04 L, 3-0 Fayetteville  
 2-8-24 W, 10-3 Boca Raton, Fla.

**Maryland (1-0)**

H: 0-0 | A: 0-0 | N: 1-0  
 3-11-22 W, 6-0 Harrisonburg, Va.

**McNeese (5-2)**

H: 2-0 | A: 3-1 | N: 0-1  
 2-20-99 W, 2-1 Fayetteville  
 2-21-99 W, 7-2 Fayetteville  
 2-25-18 L, 6-5 Madeira Beach, Fla.  
 2-8-19 W, 6-0 Lake Charles, La.  
 2-20-21 W, 6-4 (14) Lake Charles, La.  
 2-20-21 L, 7-4 Lake Charles, La.  
 2-21-21 W, 3-1 Lake Charles, La.

**Memphis (4-1)**

H: 0-0 | A: 0-0 | N: 4-1  
 4-21-10 W, 6-1 Sherwood, Ark.  
 4-19-11 L, 14-2 (6) Sherwood, Ark.  
 3-19-14 W, 4-0 Sherwood, Ark.  
 2-25-17 W, 4-2 Boca Raton, Fla.

All-Time Series Results vs All Opponents

2-11-22 W, 4-3 (8) Puerto Vallarta, Mexico  
**Michigan (0-2)**  
 H: 0-0 | A: 0-0 | N: 0-2  
 2-23-97 L, 6-0 San Diego, Calif.  
 3-5-11 L, 8-0 (5) Tampa, Fla. (5)

**Michigan State (1-1)**  
 H: 0-0 | A: 0-0 | N: 1-1  
 3-7-97 L, 8-0 Tampa, Fla.  
 2-10-24 W, 6-5 Boca Raton, Fla.

**Minnesota (2-2)**  
 H: 0-0 | A: 2-1 | N: 0-1  
 2-15-03 L, 7-4 Tucson, Ariz.  
 2-17-08 W, 2-1 Minneapolis, Minn.  
 2-14-09 W, 3-2 Minneapolis, Minn.  
 2-13-10 L, 4-1 Minneapolis, Minn.

**Ole Miss (42-33)**  
 H: 22-12 | A: 18-19 | N: 1-0  
 5-2-97 W, 2-1 Fayetteville  
 5-2-97 W, 2-1 Fayetteville  
 5-3-97 W, 5-3 Fayetteville  
 5-3-97 W, 6-2 Fayetteville  
 4-28-98 W, 2-1 Oxford, Miss.  
 4-28-98 L, 6-4 Oxford, Miss.  
 4-29-98 L, 1-0 Oxford, Miss.  
 4-29-98 W, 3-0 Oxford, Miss.  
 5-7-99 W, 4-1 Fayetteville  
 5-7-99 W, 3-2 Fayetteville  
 5-8-99 W, 6-0 Fayetteville  
 5-8-99 W, 4-2 Fayetteville  
 5-3-00 W, 3-0 Oxford, Miss.  
 5-3-00 W, 2-0 Oxford, Miss.  
 5-4-00 W, 5-0 Oxford, Miss.  
 5-4-00 W, 7-3 Oxford, Miss.  
 4-18-01 W, 2-1 Fayetteville  
 4-18-01 W, 2-0 Fayetteville  
 4-19-01 W, 2-0 Fayetteville  
 4-17-02 W, 1-0 Oxford, Miss.  
 4-17-02 L, 3-2 Oxford, Miss.  
 4-18-02 W, 5-2 Oxford, Miss.  
 3-12-03 L, 3-2 Fayetteville  
 3-12-03 W, 4-1 Fayetteville  
 3-13-03 W, 4-2 Fayetteville  
 3-13-04 L, 5-4 (11) Oxford, Miss.  
 3-14-04 L, 2-0 Oxford, Miss.  
 3-14-04 W, 1-0 (9) Oxford, Miss.  
 5-3-05 L, 2-1 Fayetteville  
 5-3-05 L, 4-1 Fayetteville  
 5-4-05 L, 1-0 (9) Fayetteville  
 3-21-06 L, 2-1 Oxford, Miss.  
 3-21-06 W, 4-3 Oxford, Miss.  
 3-22-06 W, 9-0 (5) Oxford, Miss.  
 4-17-07 W, 7-0 Oxford, Miss.  
 4-17-07 L, 1-0 Oxford, Miss.  
 4-18-07 L, 7-4 Oxford, Miss.  
 4-19-08 W, 3-2 Fayetteville  
 4-19-08 L, 8-0 (5) Fayetteville  
 4-20-08 L, 6-1 Fayetteville  
 3-28-09 L, 5-4 Oxford, Miss.  
 3-28-09 L, 3-2 Oxford, Miss.  
 3-29-09 W, 6-0 Oxford, Miss.  
 5-1-10 W, 11-3 Fayetteville  
 5-1-10 W, 9-0 Fayetteville  
 5-2-10 L, 10-6 Fayetteville  
 3-23-11 L, 4-3 Oxford, Miss.  
 3-23-11 W, 7-6 Oxford, Miss.  
 3-7-12 L, 13-0 (5) Fayetteville  
 3-7-12 L, 7-6 (8) Fayetteville  
 3-21-14 L, 11-4 Oxford, Miss.  
 3-22-14 L, 13-6 Oxford, Miss.  
 3-23-14 W, 15-7 (5) Oxford, Miss.  
 3-27-15 L, 7-3 Fayetteville  
 3-28-15 L, 6-4 (8) Fayetteville  
 3-29-15 L, 4-2 Fayetteville  
 4-22-16 L, 10-7 Oxford, Miss.  
 4-23-16 L, 7-2 Oxford, Miss.  
 4-24-16 L, 6-5 Oxford, Miss.  
 4-28-18 W, 3-0 Fayetteville  
 4-29-18 W, 8-3 Fayetteville  
 4-30-18 W, 7-1 Fayetteville  
 3-9-19 W, 10-4 Oxford, Miss.  
 3-10-19 L, 12-0 (5) Oxford, Miss.  
 3-11-19 L, 6-2 Oxford, Miss.  
 3-19-21 W, 5-1 Fayetteville

3-20-21 W, 3-2 (8) Fayetteville  
 3-21-21 W, 3-2 (8) Fayetteville  
 4-1-22 L, 2-0 Oxford, Miss.  
 4-2-22 W, 6-3 Oxford, Miss.  
 4-3-22 W, 8-0 Oxford, Miss.  
 5-12-22 W, 3-0 Gainesville, Fla.  
 5-3-24 L, 6-0 Fayetteville  
 5-3-24 W, 12-2 (5) Fayetteville  
 5-4-24 L, 4-3 Fayetteville

**Mississippi State\* (36-40)**  
 H: 20-18 | A: 14-21 | N: 2-1  
 3-28-97 L, 3-2 Starkville, Miss.  
 3-27-97 W, 4-0 Starkville, Miss.  
 3-28-97 W, 10-4 Starkville, Miss.  
 3-28-97 W, 2-1 Starkville, Miss.  
 3-27-98 L, 6-0 Fayetteville  
 3-27-98 W, 2-1 Fayetteville  
 3-28-98 L, 3-2 Fayetteville  
 3-28-98 L, 6-2 Fayetteville  
 4-3-99 L, 5-2 Starkville, Miss.  
 4-3-99 L, 4-0 Starkville, Miss.  
 4-4-99 L, 7-2 Starkville, Miss.  
 4-4-99 L, 2-4 Starkville, Miss.  
 3-31-00 W, 2-1 Fayetteville (19)  
 3-31-00 L, 4-3 Fayetteville (19)  
 4-1-00 L, 4-3 Fayetteville (19)  
 4-1-00 L, 4-0 Fayetteville (19)  
 5-11-00 W, 2-1 Columbus, Ga. (19)  
 4-28-01 L, 2-1 Starkville, Miss.  
 4-18-01 L, 1-0 Starkville, Miss.  
 4-19-01 L, 3-0 Starkville, Miss.  
 5-12-01 W, 7-2 Chattanooga, Tenn.  
 4-27-02 W, 1-0 Fayetteville  
 4-27-02 W, 7-6 Fayetteville  
 4-28-02 W, 7-0 Fayetteville  
 5-10-02 L, 5-1 Chattanooga, Tenn.  
 4-18-03 W, 5-1 Starkville, Miss.  
 4-18-03 L, 3-2 Starkville, Miss.  
 4-19-03 W, 4-1 Starkville, Miss.  
 4-17-04 L, 2-0 Fayetteville  
 4-17-04 L, 8-0 (6) Fayetteville  
 4-18-04 W, 4-2 Fayetteville  
 4-16-05 L, 5-4 Starkville, Miss.  
 4-16-05 L, 1-0 Starkville, Miss.  
 4-17-05 L, 2-1 Starkville, Miss.  
 3-18-06 L, 5-0 Fayetteville (22)  
 3-18-06 L, 5-2 Fayetteville (22)  
 3-19-06 W, 4-2 Fayetteville (22)  
 5-4-07 L, 3-1 Starkville, Miss.  
 5-4-07 W, 11-8 Starkville, Miss.  
 5-5-07 L, 8-0 (5) Starkville, Miss.  
 5-3-08 W, 3-1 Fayetteville (23)  
 5-3-08 L, 9-1 (5) Fayetteville (23)  
 5-4-08 W, 7-6 Starkville, Miss.  
 3-17-09 W, 8-3 Starkville, Miss.  
 3-17-09 W, 5-1 Starkville, Miss.  
 3-18-09 W, 3-2 Starkville, Miss.  
 3-27-10 W, 7-2 Fayetteville  
 3-27-10 W, 11-6 Fayetteville  
 3-28-10 W, 18-13 Fayetteville  
 3-18-11 L, 3-0 Starkville, Miss.  
 3-19-11 L, 2-0 Starkville, Miss.  
 3-20-11 L, 6-5 Starkville, Miss.  
 4-6-12 L, 2-1 Fayetteville  
 4-6-12 L, 7-2 Fayetteville  
 4-7-12 W, 13-2 (5) Fayetteville  
 4-25-14 W, 6-4 Starkville, Miss.  
 4-26-14 L, 18-7 (5) Starkville, Miss.  
 4-27-14 L, 8-0 (6) Starkville, Miss.  
 4-4-15 L, 3-0 Fayetteville  
 4-5-15 L, 3-2 Fayetteville  
 4-6-15 L, 16-4 (6) Fayetteville  
 4-22-17 L, 3-0 Starkville, Miss.  
 4-23-17 W, 5-4 Starkville, Miss.  
 4-24-17 L, 4-3 Starkville, Miss.  
 3-30-18 W, 3-2 Fayetteville (20)  
 3-31-18 W, 6-0 Fayetteville (20)  
 4-1-18 W, 8-2 Fayetteville (20)  
 3-26-21 W, 2-0 Fayetteville  
 3-27-21 W, 8-7 Fayetteville  
 3-28-21 W, 4-3 Fayetteville  
 3-31-23 W, 4-2 Starkville, Miss.  
 4-1-23 W, 11-0 (5) Starkville, Miss.  
 4-2-23 W, 5-4 Starkville, Miss.  
 3-22-24 L, 6-3 Fayetteville  
 3-23-24 W, 3-0 Fayetteville  
 3-23-24 L, 15-7 (5) Fayetteville

**Mississippi Valley State (7-0)**  
 H: 7-0 | A: 0-0 | N: 0-0  
 2-28-04 W, 4-0 Fayetteville  
 2-28-04 W, 8-4 Fayetteville  
 2-29-04 W, 5-1 Fayetteville  
 3-5-05 W, 8-2 Fayetteville  
 3-6-05 W, 9-1 (6) Fayetteville  
 3-8-14 W, 20-4 (5) Fayetteville  
 3-9-14 W, 13-5 (5) Fayetteville

**Missouri\* (13-18)**  
 H: 7-10 | A: 5-5 | N: 1-3  
 2-27-00 W, 6-2 Fayetteville  
 2-27-00 W, 5-1 Fayetteville  
 2-8-04 L, 5-3 Gainesville, Fla.  
 2-24-07 L, 6-3 Fayetteville  
 2-25-07 L, 12-11 Fayetteville  
 2-21-09 L, 8-0 Boca Raton, Fla.  
 3-9-11 L, 12-0 (5) Columbia, Mo. (18)  
 3-14-12 L, 4-0 Fayetteville (12)  
 4-12-13 L, 9-0 (5) Columbia, Mo. (8)  
 4-13-13 W, 4-1 (11) Columbia, Mo. (8)  
 4-14-13 W, 11-10 (8) Columbia, Mo. (8)  
 5-9-13 L, 8-0 (5) Lexington, Ky. (8)  
 4-17-15 L, 9-0 (5) Fayetteville (20)  
 4-18-15 L, 11-1 (5) Fayetteville (20)  
 4-19-15 L, 10-0 (6) Fayetteville (20)  
 4-7-17 L, 1-0 Columbia, Mo. (24)  
 4-8-17 W, 6-5 Columbia, Mo. (24)  
 4-9-17 W, 4-2 Columbia, Mo. (24)  
 3-23-18 W, 3-1 Fayetteville  
 3-24-18 L, 3-0 Fayetteville  
 3-25-18 W, 10-7 Fayetteville  
 4-24-21 L, 6-3 Fayetteville (18)  
 4-25-21 L, 10-1 Fayetteville (18)  
 4-26-21 W, 8-4 Fayetteville (18)  
 5-14-22 W, 4-0 Gainesville, Fla. (16)  
 5-5-23 W, 9-0 (5) Columbia, Mo.  
 5-6-23 L, 4-3 (8) Columbia, Mo.  
 5-7-23 L, 7-6 Columbia, Mo.  
 4-5-24 W, 5-2 Fayetteville (11)  
 4-6-24 L, 12-3 Fayetteville (11)  
 4-7-24 W, 4-1 Fayetteville (11)

**Missouri Southern (1-1)**  
 H: 1-1 | A: 0-0 | N: 0-0  
 3-3-99 L, 2-1 Fayetteville  
 3-3-99 W, 6-0 Fayetteville

**Missouri State (24-19)**  
 H: 15-6 | A: 8-12 | N: 1-1  
 3-1-97 L, 4-0 Fayetteville  
 3-2-97 L, 5-2 Fayetteville  
 4-16-97 L, 6-0 Springfield, Mo.  
 4-16-97 L, 8-3 Springfield, Mo.  
 3-21-98 L, 3-0 Sacramento, Calif.  
 3-25-98 L, 1-0 Springfield, Mo.  
 3-25-98 L, 4-2 Springfield, Mo.  
 3-24-99 L, 3-0 Springfield, Mo.  
 3-24-99 L, 3-2 Springfield, Mo.  
 4-7-99 W, 2-1 Fayetteville  
 4-7-99 W, 2-1 Fayetteville  
 3-8-00 L, 5-4 Springfield, Mo.  
 3-8-00 L, 10-2 Springfield, Mo.  
 4-12-00 L, 1-0 Fayetteville  
 4-12-00 W, 5-0 Fayetteville  
 3-15-01 W, 5-4 Springfield, Mo.  
 3-15-01 W, 5-0 Springfield, Mo.  
 4-24-02 W, 4-0 Fayetteville  
 4-24-02 W, 4-3 Fayetteville  
 4-29-03 L, 7-0 Springfield, Mo.  
 4-29-03 L, 5-4 Springfield, Mo.  
 3-24-04 W, 6-5 (10) Fayetteville  
 3-24-04 W, 2-0 Fayetteville  
 4-13-05 L, 5-3 Springfield, Mo.  
 4-13-05 W, 4-0 Springfield, Mo.  
 2-26-06 W, 3-2 Fayetteville  
 4-11-06 W, 5-1 Fayetteville  
 4-11-06 W, 1-0 Fayetteville  
 4-29-08 L, 5-2 Springfield, Mo.  
 4-29-08 W, 9-1 (5) Springfield, Mo.  
 4-22-09 L, 2-1 Fayetteville  
 2-20-10 W, 6-5 Denton, Texas  
 4-28-10 W, 11-3 Springfield, Mo.  
 4-6-11 L, 2-1 Fayetteville  
 5-2-12 W, 4-0 Springfield, Mo.  
 4-1-14 W, 9-0 (5) Fayetteville  
 3-12-15 W, 11-5 Springfield, Mo.  
 3-29-16 L, 11-1 (5) Fayetteville  
 2-28-18 W, 9-0 Fayetteville

**All-Time Series Results vs All Opponents**

4-3-19 W, 2-1 Springfield, Mo.  
 4-6-21 W, 9-1 (5) Fayetteville  
 3-3-22 W, 6-1 Fayetteville  
 3-5-22 W, 11-3 (5) Fayetteville

**Montana (0-1)**

H: 0-1 | A: 0-0 | N: 0-0  
 2-22-20 L, 5-0 Fayetteville

**Murray State (1-0)**

H: 1-0 | A: 0-0 | N: 0-0  
 2-23-13 W, 8-0 (6) Fayetteville

**Nebraska (6-2)**

H: 1-0 | A: 1-2 | N: 4-0  
 3-16-07 L, 6-2 Lincoln, Neb.  
 3-17-07 L, 5-0 Lincoln, Neb.  
 3-18-07 W, 5-4 Lincoln, Neb.  
 2-26-10 W, 2-0 Columbus, Ga.  
 3-19-16 W, 11-0 Fullerton, Calif. (23)  
 3-3-17 W, 2-0 Fayetteville  
 2-9-20 W, 15-4 (5) Las Cruces, N.M.  
 2-19-23 W, 6-1 Clearwater, Fla.

**Nevada (2-0)**

H: 1-0 | A: 0-0 | N: 1-0  
 2-4-05 W, 3-1 San Luis Obispo, Calif.  
 3-1-19 W, 9-6 Fayetteville

**New Mexico (2-0)**

H: 0-0 | A: 0-0 | N: 2-0  
 2-19-16 W, 2-1 Palm Springs, Calif.  
 3-18-16 W, 4-3 (8) Fullerton, Calif.

**New Mexico State (1-2)**

H: 0-0 | A: 1-2 | N: 0-0  
 2-26-99 W, 6-2 Las Cruces, N.M.  
 2-28-99 L, 3-2 Las Cruces, N.M.  
 2-13-05 L, 8-3 Las Cruces, N.M.

**Nicholls (1-0)**

H: 0-0 | A: 0-0 | N: 1-0  
 2-21-98 W, 2-1 Monroe, La.

**North Carolina (0-3)**

H: 0-0 | A: 0-0 | N: 0-3  
 2-10-06 L, 5-0 Miami, Fla.  
 2-12-06 L, 8-4 Miami, Fla.  
 2-14-16 L, 5-0 Austin, Texas

**North Dakota (1-0)**

H: 0-0 | A: 0-0 | N: 1-0  
 2-21-14 W, 20-1 (5) Fort Myers, Fla.

**North Dakota State (6-3)**

H: 3-0 | A: 0-0 | N: 3-3  
 2-25-06 W, 3-0 Fayetteville  
 3-16-07 L, 10-0 (5) Lincoln, Neb.  
 3-17-07 W, 2-1 Lincoln, Neb.  
 3-18-07 L, 6-5 Lincoln, Neb.  
 2-12-16 W, 8-4 Austin, Texas  
 2-13-16 L, 7-2 Austin, Texas  
 2-14-19 W, 7-6 Puerto Vallarta, Mexico  
 2-25-21 W, 9-0 (5) Fayetteville  
 2-25-21 W, 5-0 Fayetteville

**North Texas (5-1)**

H: 3-0 | A: 2-1 | N: 0-0  
 3-6-07 W, 7-3 Fayetteville  
 2-19-10 L, 10-2 Denton, Texas  
 2-11-17 W, 11-0 (5) Denton, Texas  
 2-12-17 W, 7-0 Denton, Texas  
 3-3-23 W, 6-2 Fayetteville  
 3-5-23 W, 11-1 (5) Fayetteville

**Northern Colorado (5-1)**

H: 4-0 | A: 0-0 | N: 1-1  
 2-22-08 W, 6-0 Fayetteville  
 2-22-08 W, 12-2 (5) Fayetteville  
 3-7-09 L, 6-2 Stillwater, Okla.  
 3-2-18 W, 9-0 Fayetteville  
 3-4-18 W, 1-0 Fayetteville  
 2-15-19 W, 11-0 (5) Puerto Vallarta, Mexico

**Northern Illinois (1-0)**

H: 0-0 | A: 0-0 | N: 1-0  
 2-21-04 W, 1-0 (8) Las Vegas, Nev.

**Northern Iowa (7-4)**

H: 7-2 | A: 0-0 | N: 0-2  
 3-2-07 L, 3-0 Fayetteville  
 3-3-07 W, 9-1 (6) Fayetteville  
 3-4-07 W, 8-5 Fayetteville  
 2-15-08 L, 3-0 Minneapolis, Minn.  
 2-25-09 L, 7-0 Minneapolis, Minn.  
 3-1-13 W, 8-0 (5) Fayetteville  
 3-2-13 W, 17-1 (5) Fayetteville  
 3-4-16 L, 8-6 Fayetteville  
 3-5-16 W, 4-3 Fayetteville  
 3-9-24 W, 7-4 Fayetteville  
 3-10-24 W, 9-0 (6) Fayetteville

**Northwestern (0-2)**

H: 0-0 | A: 0-0 | N: 0-2  
 5-20-00 L, 4-1 Norman, Okla.  
 2-15-03 L, 8-0 Tucson, Ariz.

**Northwestern State (10-6)**

H: 9-3 | A: 0-0 | N: 1-3  
 2-20-98 L, 5-1 Monroe, La.  
 2-11-00 L, 2-1 Arlington, Texas  
 2-12-00 W, 5-3 Arlington, Texas  
 2-22-04 L, 6-1 (5/rain) Las Vegas, Nev.  
 5-9-04 L, 2-0 Fayetteville  
 5-9-04 L, 6-3 (8) Fayetteville  
 3-5-05 L, 5-2 Fayetteville  
 3-6-05 W, 2-1 Fayetteville  
 3-4-06 W, 7-0 Fayetteville  
 3-4-06 W, 3-1 (8) Fayetteville  
 2-24-12 W, 10-7 Fayetteville  
 2-25-12 W, 6-0 Fayetteville  
 2-19-14 W, 9-1 (5) Fayetteville  
 2-28-19 W, 8-2 Fayetteville  
 3-5-21 W, 13-5 (6) Fayetteville  
 3-6-21 W, 13-2 (5) Fayetteville

**Notre Dame (4-3)**

H: 3-2 | A: 1-1 | N: 0-0  
 2-26-00 W, 4-2 Fayetteville  
 2-26-00 L, 2-1 Fayetteville  
 2-24-01 L, 4-3 Fayetteville (14)  
 2-25-01 W, 2-0 Fayetteville (14)  
 4-29-17 L, 6-5 South Bend, Ind.  
 4-29-17 W, 13-2 (5) South Bend, Ind.  
 5-20-23 W, 5-0 Fayetteville

**Ohio State (2-1)**

H: 0-0 | A: 0-0 | N: 2-1  
 3-4-00 W, 2-0 Miami, Fla.  
 3-2-01 L, 2-1 Miami, Fla.  
 3-4-01 W, 1-0 Miami, Fla.

**Oklahoma (2-25)**

H: 1-8 | A: 1-15 | N: 0-2  
 2-13-00 L, 5-3 Arlington, Texas (8)  
 2-23-00 L, 3-0 Norman, Okla. (8)  
 2-23-00 L, 6-2 Norman, Okla. (8)  
 2-10-01 L, 8-0 Arlington, Texas (2)  
 2-20-01 L, 2-0 Fayetteville (2)  
 2-20-01 L, 3-2 Fayetteville (2)  
 3-2-05 L, 12-0 (5) Norman, Okla. (12)  
 3-2-05 L, 8-0 (6) Norman, Okla. (12)  
 5-1-06 L, 5-4 Fayetteville (23)  
 5-1-06 L, 5-0 Fayetteville (23)  
 2-28-07 L, 14-0 (5) Norman, Okla. (6)  
 2-28-07 L, 10-2 (5) Norman, Okla. (6)  
 4-7-08 W, 3-2 Fayetteville (11)  
 4-7-08 L, 3-2 (8) Fayetteville (11)  
 5-17-08 L, 6-5 (11) Norman, Okla. (7)  
 4-8-09 W, 8-7 Norman, Okla. (13)  
 5-16-09 L, 21-2 Norman, Okla. (12)  
 3-24-10 L, 6-1 Fayetteville  
 5-18-13 L, 10-5 Norman, Okla.  
 5-19-13 L, 14-1 (5) Norman, Okla.  
 4-30-14 L, 10-2 (5) Fayetteville (12)  
 4-8-15 L, 10-1 (5) Norman, Okla. (5)  
 4-20-16 L, 3-1 Fayetteville (9)  
 4-5-17 L, 4-2 Norman, Okla. (11)  
 5-20-17 L, 5-3 Norman, Okla. (6)  
 5-25-18 L, 7-2 Norman, Okla. (4)  
 5-26-18 L, 9-0 Norman, Okla. (4)

**Oklahoma City (12-7-1)**

H: 12-6-1 | A: 0-0 | N: 0-1  
 3-1-97 L, 9-1 Fayetteville  
 2-21-98 L, 3-2 Monroe, La.  
 4-14-98 W, 1-0 Fayetteville  
 4-14-98 L, 5-3 Fayetteville  
 2-16-99 W, 8-7 Fayetteville  
 2-16-99 W, 7-3 Fayetteville  
 3-6-99 W, 4-3 Fayetteville  
 3-7-99 W, 3-2 Fayetteville  
 4-4-00 W, 2-1 Fayetteville  
 4-4-00 W, 5-0 Fayetteville  
 4-24-01 W, 2-0 Fayetteville  
 4-24-01 W, 2-1 Fayetteville  
 4-23-02 W, 2-0 Fayetteville  
 4-23-02 T, 0-0 (rain) Fayetteville  
 3-25-04 L, 0-1 Fayetteville  
 3-25-04 L, 5-1 Fayetteville  
 4-19-05 L, 1-0 Fayetteville  
 4-19-05 W, 7-4 Fayetteville  
 3-16-06 L, 7-6 Fayetteville  
 3-16-06 W, 7-0 (1) Fayetteville

**Oklahoma State (7-8)**

H: 2-3 | A: 2-3 | N: 3-2  
 4-11-01 W, 3-0 Stillwater, Okla.  
 5-10-02 W, 3-0 Fayetteville  
 3-31-04 L, 2-1 Stillwater, Okla.  
 3-29-05 L, 4-3 Fayetteville  
 3-29-06 L, 8-1 Tulsa, Okla.  
 2-9-08 W, 4-3 Texarkana, Ark.  
 2-9-08 W, 3-2 (9) Texarkana, Ark.  
 3-26-08 W, 4-0 Fayetteville  
 3-8-09 L, 7-6 Stillwater, Okla.  
 4-1-09 W, 8-0 Tulsa, Okla.  
 3-30-11 L, 1-0 (8) Stillwater, Okla. (19)  
 3-2-16 L, 10-7 Fayetteville  
 4-26-16 L, 4-1 Fayetteville  
 3-1-17 W, 7-6 Stillwater, Okla.  
 2-11-21 L, 12-11 Monroe, La. (11)

**Omaha (6-0)**

H: 4-0 | A: 0-0 | N: 2-0  
 3-17-18 W, 3-1 Fayetteville  
 3-18-18 W, 4-0 Fayetteville  
 2-28-19 W, 2-0 Fayetteville  
 3-1-19 W, 9-0 (5) Fayetteville  
 2-17-24 W, 9-2 Tucson, Ariz.  
 2-18-24 W, 5-2 Tucson, Ariz.

**Oregon (5-5)**

H: 2-3 | A: 0-0 | N: 3-2  
 2-23-02 W, 5-1 Fayetteville  
 2-23-02 L, 3-0 Fayetteville  
 2-24-02 W, 8-5 Fayetteville  
 2-2-03 W, 3-1 San Marcos, Texas  
 5-17-08 L, 3-0 Norman, Okla.  
 2-19-11 L, 8-7 (8) Las Vegas, Nev. (14)  
 5-21-22 W, 6-2 Fayetteville (24)  
 5-22-22 W, 9-3 Fayetteville (24)  
 5-20-23 L, 10-4 Fayetteville  
 5-21-23 L, 14-4 (5) Fayetteville

**Oregon State (0-2)**

H: 0-0 | A: 0-0 | N: 0-2  
 2-26-99 L, 10-1 Las Cruces, N.M.  
 5-19-00 L, 4-1 Norman, Okla. (13)

**Pacific (0-3)**

H: 0-0 | A: 0-2 | N: 0-1  
 3-18-97 L, 2-1 Stockton, Calif. (19)  
 3-18-97 L, 6-2 Stockton, Calif. (19)  
 3-20-98 L, 5-1 Sacramento, Calif.

**Penn State (0-3)**

H: 0-1 | A: 0-0 | N: 0-2  
 2-24-06 L, 3-2 (10) Fayetteville  
 2-6-15 L, 6-4 Boca Raton, Fla.  
 2-10-24 L, 3-2 (8) Boca Raton, Fla.

**Pittsburg State (2-0)**

H: 2-0 | A: 0-0 | N: 0-0  
 2-20-99 W, 9-0 Fayetteville  
 2-21-99 W, 7-1 Fayetteville

**Pittsburgh (1-0)**

H: 0-0 | A: 0-0 | N: 1-0  
 3-3-00 W, 2-0 Miami, Fla.

**All-Time Series Results vs All Opponents**

**Prairie View A&M (1-0)**  
 H: 0-0 | A: 0-0 | N: 1-0  
 2-11-11 W, 16-0 Lafayette, La.

**Princeton (1-0)**  
 H: 0-0 | A: 0-0 | N: 1-0  
 5-20-22 W, 11-0 (5) Fayetteville

**Purdue (2-1)**  
 H: 0-0 | A: 0-0 | N: 2-1  
 3-13-99 L, 11-10 San Diego, Calif.  
 2-12-00 W, 3-2 Arlington, Texas  
 2-13-05 W, 7-6 Las Cruces, N.M.

**Rhode Island (1-0)**  
 H: 0-0 | A: 0-0 | N: 1-0  
 2-13-11 W, 8-0 Lafayette, La.

**Rutgers (3-1)**  
 H: 0-0 | A: 0-0 | N: 3-1  
 2-18-07 W, 8-6 College Station, Texas  
 2-24-11 L, 4-3 (9) Corpus Christi, Texas  
 2-26-11 W, 5-2 Corpus Christi, Texas  
 2-10-22 W, 4-0 Puerto Vallarta, Mexico

**Sacramento State (1-3)**  
 H: 0-0 | A: 0-1 | N: 1-2  
 2-22-97 L, 7-1 San Diego, Calif.  
 3-21-97 L, 3-1 Sacramento, Calif.  
 2-4-05 L, 4-0 San Luis Obispo, Calif.  
 2-16-19 W, 8-2 Puerto Vallarta, Mexico

**Saint Francis (Pa.) (2-0)**  
 H: 2-0 | A: 0-0 | N: 0-0  
 3-16-18 W, 8-3 Fayetteville  
 3-17-18 W, 4-3 Fayetteville

**Saint Louis (8-0)**  
 H: 3-0 | A: 3-0 | N: 2-0  
 2-24-08 W, 18-3 Fayetteville  
 2-23-14 W, 8-0 (6) Fayetteville  
 2-24-13 W, 8-0 (6) Fayetteville  
 2-27-15 W, 4-1 (8) Hammond, La.  
 2-28-15 W, 6-3 Hammond, La.  
 3-22-17 W, 5-2 St Louis, Mo.  
 4-10-18 W, 7-0 St Louis, Mo.  
 4-10-18 W, 5-0 St Louis, Mo.

**Sam Houston State (2-2)**  
 H: 0-0 | A: 0-0 | N: 2-2  
 2-20-05 L, 1-0 Corpus Christi, Texas  
 2-19-10 W, 12-1 Denton, Texas  
 2-11-11 W, 6-5 Lafayette, La.  
 2-12-11 L, 9-6 (8) Lafayette, La.

**Samford (2-0)**  
 H: 0-0 | A: 0-0 | N: 2-0  
 2-8-09 W, 6-2 Hattiesburg, Miss.  
 2-9-19 W, 6-1 Lake Charles, La.

**San Diego (2-0)**  
 H: 0-0 | A: 0-0 | N: 2-0  
 2-8-14 W, 10-1 (5) Las Vegas, Nev.  
 2-19-17 W, 13-1 (5) Palm Springs, Calif.

**San Diego State (1-1)**  
 H: 0-0 | A: 1-1 | N: 0-0  
 2-21-97 L, 5-2 San Diego, Calif.  
 2-19-00 W, 2-1 San Diego, Calif.

**San Jose State (1-1)**  
 H: 0-0 | A: 0-0 | N: 1-1  
 3-21-97 L, 4-3 Sacramento, Calif.  
 2-29-08 W, 9-2 Tempe, Ariz.

**Savannah State (2-0)**  
 H: 0-0 | A: 2-0 | N: 0-0  
 3-19-13 W, 10-0 (6) Savannah, Ga.  
 3-20-13 W, 14-1 (6) Savannah, Ga.

**South Carolina\* (30-38)**  
 H: 13-18 | A: 15-17 | N: 2-3  
 4-10-98 L, 2-1 Columbia, S.C.  
 4-10-98 W, 5-4 Columbia, S.C.  
 4-16-99 W, 1-0 Fayetteville  
 4-16-99 W, 1-0 Fayetteville  
 5-13-99 W, 4-1 Columbia, Ga.  
 4-15-00 W, 4-0 Columbia, S.C. (19)

4-15-00 W, 4-3  
 5-13-00 W, 3-1  
 5-14-00 L, 2-1  
 3-10-01 L, 2-1  
 3-10-01 W, 1-0  
 3-11-01 W, 4-0  
 5-12-01 L, 1-0  
 3-9-02 L, 4-0  
 3-9-02 W, 5-2  
 3-10-02 L, 4-1  
 3-25-03 L, 5-2  
 3-25-03 L, 6-1  
 3-26-03 L, 5-1  
 3-16-04 L, 6-1  
 3-16-04 L, 2-1 (8)  
 3-17-04 L, 6-5  
 3-8-05 L, 6-1  
 3-8-05 L, 3-0  
 3-9-05 L, 5-3  
 4-9-06 L, 3-0  
 4-9-06 L, 1-0  
 3-10-07 L, 1-0  
 3-10-07 L, 7-0  
 3-11-07 L, 4-1  
 3-8-08 L, 5-4  
 3-8-08 W, 3-2  
 3-9-08 L, 4-0  
 3-11-09 W, 4-0  
 3-11-09 W, 7-0  
 3-17-10 W, 8-5  
 3-17-10 W, 3-2  
 4-16-11 L, 7-3  
 4-16-11 W, 2-1 (9)  
 4-17-11 L, 5-4  
 3-9-12 W, 5-4 (8)  
 3-10-12 L, 7-2  
 3-11-12 L, 8-7  
 4-11-14 W, 11-10  
 4-12-14 L, 7-5  
 4-13-14 L, 6-4  
 4-10-15 L, 8-0 (6)  
 4-11-15 W, 5-4 (8)  
 4-12-15 L, 8-3  
 4-8-16 L, 14-0 (5)  
 4-9-16 L, 7-5  
 4-10-16 W, 10-5  
 4-6-18 L, 2-1  
 4-8-18 W, 4-0  
 4-8-18 L, 6-2  
 5-11-18 L, 3-1  
 3-15-19 W, 3-2  
 3-16-19 W, 7-4  
 3-17-19 L, 9-6  
 3-12-21 W, 4-1  
 3-13-21 W, 7-5 (10)  
 3-14-21 W, 3-2  
 4-29-22 W, 12-0 (5)  
 4-30-22 W, 8-4  
 5-1-22 W, 8-0 (5)  
 4-12-24 W, 4-3  
 4-12-24 L, 2-1  
 4-12-24 W, 3-0

**South Dakota State (3-1)**  
 H: 3-1 | A: 0-0 | N: 0-0  
 2-21-20 W, 13-3 (5) Fayetteville  
 5-22-21 W, 4-0 Fayetteville  
 2-29-24 W, 4-3 Fayetteville  
 3-2-24 L, 7-3 Fayetteville

**Southeast Missouri State (14-2)**  
 H: 11-2 | A: 2-0 | N: 1-0  
 3-13-10 W, 4-2 Fayetteville  
 3-1-15 W, 5-2 Hammond, La.  
 4-29-15 W, 13-5 (5) Fayetteville  
 4-29-15 L, 4-3 (8) Fayetteville  
 4-6-16 W, 7-4 Cape Girardeau, Mo.  
 4-6-16 W, 4-3 Cape Girardeau, Mo.  
 2-21-19 W, 7-1 Fayetteville  
 2-22-19 L, 6-1 Fayetteville  
 2-26-21 W, 9-3 Fayetteville  
 2-27-21 W, 6-3 Fayetteville  
 4-12-22 W, 9-1 (5) Fayetteville  
 4-12-22 W, 14-0 (5) Fayetteville  
 5-17-24 W, 3-2 Fayetteville  
 3-1-24 W, 5-0 Fayetteville  
 3-3-24 W, 6-5 (8) Fayetteville

Columbia, S.C. (19)  
 Columbus, Ga. (25)  
 Columbus, Ga. (25)  
 Fayetteville (18)  
 Fayetteville (18)  
 Fayetteville (18)  
 Chattanooga, Tenn. (22)  
 Columbia, S.C. (24)  
 Columbia, S.C. (24)  
 Columbia, S.C. (24)  
 Fayetteville (14)  
 Fayetteville (14)  
 Fayetteville (14)  
 Columbia, S.C. (15)  
 Columbia, S.C. (15)  
 Columbia, S.C. (15)  
 Fayetteville  
 Fayetteville  
 Fayetteville  
 Columbia, S.C.  
 Columbia, S.C.  
 Columbia, S.C.  
 Fayetteville  
 Fayetteville  
 Fayetteville  
 Columbia, S.C.  
 Columbia, S.C.  
 Columbia, S.C.  
 Fayetteville  
 Fayetteville  
 Fayetteville  
 Columbia, S.C.  
 Columbia, S.C.  
 Columbia, S.C.  
 Fayetteville  
 Fayetteville  
 Fayetteville  
 Columbia, S.C.  
 Columbia, S.C.  
 Columbia, S.C.  
 Fayetteville  
 Fayetteville  
 Fayetteville  
 Columbia, S.C.  
 Columbia, S.C. (20)  
 Columbia, S.C. (20)  
 Columbia, S.C. (20)  
 Fayetteville  
 Fayetteville  
 Fayetteville  
 Fayetteville  
 Columbia, S.C. (25)  
 Columbia, S.C. (25)  
 Columbia, S.C. (25)

5-17-24 W, 3-2  
**Southeastern Louisiana (1-0)**  
 H: 0-0 | A: 1-0 | N: 0-0  
 2-28-15 W, 6-5 Hammond, La.

**SIUE (3-0)**  
 H: 3-0 | A: 0-0 | N: 0-0  
 3-14-10 W, 9-3 Fayetteville  
 2-22-19 W, 2-1 Fayetteville  
 2-23-19 W, 15-3 (5) Fayetteville

**Southern Miss (5-3)**  
 H: 2-1 | A: 3-1 | N: 0-1  
 2-11-00 L, 7-0 Arlington, Texas  
 3-21-02 W, 2-1 Hattiesburg, Miss.  
 3-21-02 W, 3-2 Hattiesburg, Miss.  
 4-1-03 W, 2-1 Fayetteville  
 4-1-03 L, 6-7 Fayetteville  
 2-6-09 W, 5-3 Hattiesburg, Miss.  
 2-7-09 L, 7-9 Hattiesburg, Miss.  
 3-7-10 W, 2-1 Fayetteville

**Southern Utah (2-0)**  
 H: 0-0 | A: 0-0 | N: 2-0  
 2-8-13 W, 3-2 St. George, Utah  
 2-11-23 W, 10-2 Las Vegas, Nev.

**St. John's (2-0)**  
 H: 2-0 | A: 0-0 | N: 0-0  
 2-14-14 W, 8-1 Fayetteville  
 2-15-14 W, 10-0 (5) Fayetteville

**Stanford (1-2)**  
 H: 1-0 | A: 0-0 | N: 0-2  
 2-22-97 L, 4-3 San Diego, Calif.  
 2-18-00 L, 8-2 San Diego, Calif. (21)  
 5-23-21 W, 7-3 Fayetteville

**Stephen F. Austin (1-4)**  
 H: 1-3 | A: 0-0 | N: 0-1  
 2-11-00 L, 1-0 Arlington, Texas  
 3-16-05 L, 9-5 Fayetteville  
 3-16-05 L, 7-6 Fayetteville  
 3-12-13 W, 9-2 Fayetteville  
 2-28-14 L, 7-6 Fayetteville

**Tennessee (21-42)**  
 H: 14-16 | A: 5-24 | N: 2-2  
 4-27-97 L, 8-0 Knoxville, Tenn.  
 4-27-97 L, 9-2 Knoxville, Tenn.  
 4-26-98 W, 5-3 Fayetteville  
 4-26-98 W, 2-0 Fayetteville  
 5-8-98 L, 2-1 Columbia, Ga.  
 4-27-99 L, 3-0 Knoxville, Tenn.  
 4-27-99 L, 9-1 Knoxville, Tenn.  
 5-15-99 W, 3-2 Columbia, Ga.  
 5-16-99 W, 3-1 Columbia, Ga.  
 4-28-00 W, 2-1 Fayetteville  
 4-28-00 W, 5-3 Fayetteville  
 4-14-01 L, 4-2 Knoxville, Tenn.  
 4-14-01 W, 3-0 Knoxville, Tenn.  
 4-15-01 L, 4-2 Knoxville, Tenn.  
 4-13-02 W, 6-0 Fayetteville  
 4-13-02 L, 8-2 Fayetteville  
 4-14-02 W, 4-0 Fayetteville  
 4-5-03 L, 1-0 Knoxville, Tenn.  
 4-5-03 L, 9-2 Knoxville, Tenn.  
 4-6-03 L, 2-0 Knoxville, Tenn.  
 4-3-04 L, 7-3 Fayetteville (12)  
 4-3-04 W, 6-3 Fayetteville (12)  
 4-4-04 L, 6-0 Fayetteville (12)  
 4-3-05 L, 6-0 Knoxville, Tenn. (4)  
 4-3-05 L, 2-1 Knoxville, Tenn. (4)  
 4-1-06 L, 5-0 Fayetteville (5)  
 4-1-06 L, 8-1 Fayetteville (5)  
 4-2-06 L, 6-0 Fayetteville (5)  
 3-24-07 L, 4-0 Knoxville, Tenn. (1)  
 3-24-07 L, 1-0 Knoxville, Tenn. (1)  
 3-25-07 L, 5-0 Knoxville, Tenn. (1)  
 3-21-08 W, 5-2 Fayetteville (8)  
 3-21-08 L, 11-2 Fayetteville (8)  
 3-22-08 L, 4-2 Fayetteville (8)  
 3-25-09 L, 9-0 Knoxville, Tenn. (9)  
 4-14-10 L, 3-1 Fayetteville (16)  
 4-14-10 L, 5-3 Fayetteville (16)  
 4-29-11 L, 11-1 Knoxville, Tenn. (6)  
 4-30-11 L, 8-0 (5) Knoxville, Tenn. (6)

**All-Time Series Results vs All Opponents**

5-1-11	L, 9-1 (5)	Knoxville, Tenn. (6)	3-4-23	W, 12-0 (5)	Fayetteville	<b>UConn (1-0)</b>	H: 0-0   A: 0-0   N: 1-0	
3-16-12	L, 8-0 (5)	Fayetteville (9)				2-25-17	W, 3-2 (8)	Boca Raton, Fla.
3-17-12	W, 4-1	Fayetteville (9)	<b>Texas A&amp;M-Commerce (2-0)</b>	H: 1-0   A: 1-0   N: 0-0				
3-18-12	L, 2-0	Fayetteville (9)	4-18-23	W, 8-1	Fayetteville	<b>UC Riverside (2-0)</b>	H: 0-0   A: 0-0   N: 2-0	
4-26-13	W, 2-1	Knoxville, Tenn. (2)	3-18-24	W, 8-0 (5)	Commerce, Texas	2-9-02	W, 4-2	Long Beach, Calif.
3-14-14	L, 9-2	Fayetteville (2)				2-10-02	W, 4-1	Long Beach, Calif.
3-15-14	W, 5-4	Fayetteville (2)	<b>Texas Southern (1-0)</b>	H: 0-0   A: 0-0   N: 1-0				
3-15-14	L, 8-0 (6)	Fayetteville (2)	2-25-11	W, 14-4	Corpus Christi, Texas	<b>UC Santa Barbara (0-1)</b>	H: 0-0   A: 0-1   N: 0-0	
3-11-16	L, 18-4 (5)	Knoxville, Tenn. (16)				2-27-98	L, 9-8	Santa Barbara, Calif.
3-12-16	L, 10-2 (5)	Knoxville, Tenn. (16)	<b>Texas State (0-1)</b>	H: 0-0   A: 0-0   N: 0-1				
3-12-16	L, 3-1	Knoxville, Tenn. (16)	1-31-03	L, 4-1	San Marcos, Texas	<b>UIC (2-0)</b>	H: 0-0   A: 0-0   N: 2-0	
3-17-17	W, 4-3	Fayetteville (14)				2-10-01	W, 6-2	Arlington, Texas
3-18-17	W, 2-1	Fayetteville (14)	<b>Texas Tech (5-2)</b>	H: 3-1   A: 0-0   N: 2-1		2-15-20	W, 8-3	Fort Myers, Fla.
3-19-17	L, 5-1	Fayetteville (14)	2-14-99	L, 5-4	Arlington, Texas			
3-22-19	L, 6-4	Knoxville, Tenn. (5)	3-13-99	W, 4-1	San Diego, Calif.	<b>ULM (11-3)</b>	H: 7-2   A: 0-1   N: 4-0	
3-23-19	W, 1-0	Knoxville, Tenn. (5)	2-25-01	L, 2-1	Fayetteville	2-19-01	L, 2-1	Monroe, La.
3-24-19	L, 5-2	Knoxville, Tenn. (5)	2-25-01	W, 1-0	Fayetteville	2-26-05	W, 6-1	Fayetteville
5-13-21	L, 1-0	Tuscaloosa, Ala. (19)	2-1-03	W, 6-5	San Marcos, Texas	2-27-05	W, 8-0 (5)	Fayetteville
3-18-22	W, 4-3	Knoxville, Tenn. (14)	2-26-21	W, 9-0 (5)	Fayetteville	4-19-06	W, 3-2	Sherwood, Ark.
3-19-22	W, 9-6	Knoxville, Tenn. (14)	2-28-21	W, 8-0 (6)	Fayetteville	4-19-06	W, 4-3	Sherwood, Ark.
3-20-22	L, 6-2	Knoxville, Tenn. (14)				3-2-07	W, 1-0	Fayetteville
4-29-23	L, 3-1	Fayetteville (3)	<b>Toledo (0-1)</b>	H: 0-0   A: 0-0   N: 0-1		3-3-07	L, 4-1	Fayetteville
4-30-23	W, 6-4	Fayetteville (3)	3-22-97	L, 2-1	Sacramento, Calif.	3-4-07	W, 8-5	Fayetteville
5-1-23	W, 2-0	Fayetteville (3)				4-2-08	W, 3-0	Sherwood, Ark.
			<b>Tennessee State (1-0)</b>	H: 1-0   A: 0-0   N: 0-0		4-2-08	W, 6-0	Sherwood, Ark.
			2-24-12	W, 7-0	Fayetteville	4-26-11	W, 1-0 (8)	Fayetteville
						2-22-13	W, 14-3 (5)	Fayetteville
			<b>Tennessee Tech (3-0)</b>	H: 0-0   A: 2-0   N: 1-0		2-24-13	L, 7-6 (8)	Fayetteville
			4-3-03	W, 2-1	Cookeville, Tenn.	4-19-17	W, 9-3	Fayetteville
			4-3-03	W, 7-1	Cookeville, Tenn.			
			2-15-08	W, 2-1	Minneapolis, Minn.	<b>UMass Lowell (2-0)</b>	H: 0-0   A: 0-0   N: 2-0	
						2-11-17	W, 10-1 (5)	Denton, Texas
			<b>Texas (1-8)</b>	H: 0-3   A: 0-6   N: 0-1		2-12-17	W, 11-0 (5)	Denton, Texas
			5-17-02	L, 6-2	Norman, Okla.	<b>UNLV (3-2)</b>	H: 0-0   A: 3-1   N: 0-1	
			3-14-15	L, 8-7 (9)	Fayetteville	2-21-04	W, 1-0	Las Vegas, Nev
			3-15-15	L, 11-2	Fayetteville	2-18-11	L, 3-2	Las Vegas, Nev
			3-16-15	L, 8-6 (8)	Fayetteville	2-7-14	W, 12-4 (5)	Las Vegas, Nev
			2-11-16	L, 4-1	Austin, Texas	3-18-16	L, 11-4	Fullerton, Calif.
			2-13-16	L, 6-5 (8)	Austin, Texas	2-10-23	W, 11-0 (5)	Las Vegas, Nev.
			5-26-22	W, 7-1	Fayetteville			
			5-27-22	L, 3-1	Fayetteville	<b>USF (1-4)</b>	H: 0-0   A: 1-3   N: 0-1	
			5-28-22	L, 3-0	Fayetteville	2-6-04	L, 4-2	Gainesville, Fla.
						2-9-07	W, 6-5	Tampa, Fla. (22)
			<b>Texas A&amp;M* (5-22)</b>	H: 2-7   A: 3-13   N: 0-2		2-10-07	L, 2-1	Tampa, Fla. (22)
			2-13-99	L, 2-0	Arlington, Texas	3-4-11	L, 2-0	Tampa, Fla.
			2-15-02	L, 2-0 (9)	College Station, Texas	2-18-12	L, 7-6	Tampa, Fla.
			2-17-02	L, 2-0	College Station, Texas			
			5-16-02	L, 6-2	Norman, Okla.	<b>Utah (4-3)</b>	H: 0-0   A: 0-0   N: 4-3	
			2-16-07	L, 4-1	College Station, Texas (3)	2-27-99	L, 4-2	Las Cruces, N.M.
			2-17-07	L, 11-0 (5)	College Station, Texas (3)	3-13-99	L, 6-0	San Diego, Calif.
			3-15-13	L, 2-1	College Station, Texas (5)	2-15-02	L, 3-0	College Station, Texas
			3-16-13	L, 7-3	College Station, Texas (5)	2-16-02	W, 1-0	College Station, Texas
			3-17-13	L, 9-1 (5)	College Station, Texas (5)	2-20-11	W, 8-4 (8)	Las Vegas, Nev.
			3-29-14	L, 8-7	Fayetteville (17)	2-10-13	W, 5-1	St. George, Utah
			3-29-14	L, 9-8	Fayetteville (17)	2-17-18	W, 4-2	Palm Springs, Calif. (21)
			3-30-14	L, 11-7 (8)	Fayetteville (17)			
			4-1-16	L, 11-3 (6)	College Station, Texas (11)	<b>Utah State (3-0)</b>	H: 0-0   A: 0-0   N: 3-0	
			4-2-16	L, 9-1 (5)	College Station, Texas (11)	3-12-99	W, 3-0	San Diego, Calif.
			4-3-16	L, 9-1 (5)	College Station, Texas (11)	2-28-03	W, 7-0	St. George, Utah
			4-14-17	L, 3-0	Fayetteville (5)	2-28-03	W, 9-0	St. George, Utah
			4-15-17	L, 3-2	Fayetteville (5)			
			4-16-17	W, 4-3	Fayetteville (5)	<b>Utah Valley (2-1)</b>	H: 2-1   A: 0-0   N: 0-0	
			4-27-19	L, 3-1	College Station, Texas	3-8-13	W, 3-0	Fayetteville
			4-28-19	W, 3-0 (8)	College Station, Texas	3-9-13	W, 5-0	Fayetteville
			4-29-19	L, 4-1	College Station, Texas	3-10-13	L, 3-1	Fayetteville
			5-6-22	L, 6-5 (9)	College Station, Texas			
			5-7-22	W, 7-3	College Station, Texas	<b>UT Arlington (9-3)</b>	H: 4-0   A: 4-1   N: 1-2	
			5-8-22	W, 9-5	College Station, Texas	2-12-99	W, 2-1	Arlington
			3-10-23	W, 8-0 (5)	Fayetteville	2-11-05	W, 5-4	Las Cruces, N.M.
			3-11-23	L, 2-0	Fayetteville	2-18-05	L, 3-0	Corpus Christi, Texas
			3-12-23	L, 9-1 (5)	Fayetteville	2-10-12	L, 4-1	Waco, Texas
						3-20-18	W, 6-0	Fayetteville
			<b>Texas A&amp;M-Corpus Christi (5-4)</b>	H: 5-0   A: 0-3   N: 0-1		3-20-18	W, 10-6	Fayetteville
			2-1-03	L, 3-0	San Marcos, Texas	3-26-19	W, 4-1	Arlington, Texas
			2-18-05	L, 2-0	Corpus Christi, Texas	3-26-19	L, 7-4	Arlington, Texas
			4-4-08	W, 11-2 (5)	Fayetteville			
			4-5-08	W, 8-1	Fayetteville	<b>UCF (3-2)</b>	H: 0-0   A: 0-0   N: 3-2	
			4-5-08	W, 5-1	Fayetteville	2-2-02	L, 6-5	Daytona Beach, Fla.
			2-25-11	L, 5-4	Corpus Christi, Texas	2-3-02	W, 2-1	Daytona Beach, Fla.
			2-26-11	L, 4-0	Corpus Christi, Texas	2-8-08	L, 4-2	St. Augustine, Fla.
			3-3-23	W, 11-0 (5)	Fayetteville	4-14-23	W, 5-0	Fayetteville
						4-15-23	W, 11-1 (5)	Fayetteville
						4-16-23	W, 6-0	Fayetteville
			<b>UC Davis (0-1)</b>	H: 0-0   A: 0-0   N: 0-1				
			2-7-14	L, 5-4	Las Vegas, Nev.			
						<b>UT Arlington (9-3)</b>	H: 4-0   A: 4-1   N: 1-2	
						2-12-99	W, 2-1	Arlington
						2-11-05	W, 5-4	Las Cruces, N.M.
						2-18-05	L, 3-0	Corpus Christi, Texas
						2-10-12	L, 4-1	Waco, Texas
						3-20-18	W, 6-0	Fayetteville
						3-20-18	W, 10-6	Fayetteville
						3-26-19	W, 4-1	Arlington, Texas
						3-26-19	L, 7-4	Arlington, Texas

**All-Time Series Results vs All Opponents**

2-22-21	W, 10-6	Arlington, Texas	3-14-23	L, 10-2 (6)	Wichita, Kan.
2-22-21	W, 4-3	Arlington, Texas	2-23-24	L, 3-1	Fayetteville
2-23-24	W, 9-0 (6)	Fayetteville	2-24-24	W, 15-4 (5)	Fayetteville
2-25-24	W, 10-0 (5)	Fayetteville			

**UTEP (2-0)**

H: 0-0   A: 0-0   N: 2-0		
2-21-04	W, 5-0	Las Vegas, Nev.
2-7-20	W, 10-0 (5)	Las Cruces, N.M.

**UTSA (2-1)**

H: 0-0   A: 0-0   N: 2-1		
2-12-99	L, 3-2	Arlington, Texas
2-16-07	W, 8-0	College Station, Texas
2-17-07	W, 7-0	College Station, Texas

**UT-Martin (3-0)**

H: 2-0   A: 0-0   N: 1-0		
4-14-12	W, 6-4	Fayetteville
4-14-12	W, 4-2	Fayetteville
2-27-15	W, 8-7 (8)	Hammond, La.

**Villanova (4-1)**

H: 2-1   A: 0-0   N: 2-0		
2-22-14	W, 12-0 (5)	Fort Myers, Fla.
2-24-18	W, 9-0	Madeira Beach, Fla.
2-28-20	W, 11-1 (5)	Fayetteville
2-29-20	W, 12-4 (5)	Fayetteville
5-18-24	L, 7-2	Fayetteville

**Virginia (3-2)**

H: 2-0   A: 0-0   N: 1-2		
2-25-00	W, 7-1	Fayetteville
2-25-00	W, 2-0	Fayetteville
2-9-07	L, 2-1	Tampa, Fla.
2-11-07	L, 4-1	Tampa, Fla.
2-21-15	W, 6-5	Orlando, Fla.

**Virginia Tech (2-0)**

H: 0-0   A: 0-0   N: 2-0		
2-18-01	W, 1-0	Monroe, La.
3-1-02	W, 5-0	Chattanooga, Tenn.

**Washington (0-5)**

H: 0-0   A: 0-0   N: 0-5		
2-14-03	L, 12-3	Tucson, Ariz. (6)
2-8-14	L, 6-1	Las Vegas, Nev. (3)
2-14-19	L, 3-2	Puerto Vallarta, Mexico (5)
2-11-22	L, 8-0 (6)	Puerto Vallarta, Mexico (7)
2-12-22	L, 10-5	Puerto Vallarta, Mexico (7)

**Weber State (4-0)**

H: 0-0   A: 0-0   N: 4-0		
2-9-13	W, 10-2 (5)	St. George, Utah
2-18-18	W, 5-2	Cathedral City, Calif.
2-10-23	W, 8-0 (5)	Las Vegas, Nev.
2-11-23	W, 11-0 (5)	Las Vegas, Nev.

**Western Illinois (3-3)**

H: 1-2   A: 0-0   N: 2-1		
3-14-07	L, 3-1	Fayetteville
3-14-07	L, 2-1	Fayetteville
2-16-08	W, 4-3	Minneapolis, Minn.
2-14-09	W, 5-3	Minneapolis, Minn.
2-12-10	L, 5-4	Minneapolis, Minn.
2-20-22	W, 13-3 (5)	Fayetteville

**Western Kentucky (2-1)**

H: 0-0   A: 1-0   N: 1-1		
2-10-07	L, 1-0	Tampa, Fla.
2-7-09	W, 7-4	Hattiesburg, Miss.
3-21-22	W, 8-1	Bowling Green, Ky.

**Wichita State (10-6)**

H: 5-2   A: 0-4   N: 5-0		
2-27-99	W, 7-4	Las Cruces, N.M.
2-27-99	W, 1-0	Las Cruces, N.M.
3-5-00	W, 4-2	Miami, Fla.
3-3-01	W, 5-0	Miami, Fla.
4-29-04	L, 1-0	Wichita, Kan.
4-29-04	L, 3-0	Wichita, Kan.
2-23-07	L, 3-1	Fayetteville
2-12-12	W, 8-0 (5)	Waco, Texas
3-6-18	L, 1-0	Wichita, Kan.
5-19-18	W, 5-0	Fayetteville
5-20-18	W, 6-4	Fayetteville
4-10-19	W, 9-1 (6)	Fayetteville
4-10-19	W, 4-3	Fayetteville



**All-Time Series Records**

Opponent	Series	First	Last	Opponent	Series	First	Last	Opponent	Series	First	Last
Akron	2-0	2003	2003	Kansas	11-17	1997	2021	Savannah State	2-0	2013	2013
Alabama*	16-65	1997	2024	Kansas City	14-2	2003	2022	SIUE	2-1	2010	2019
Alcorn State	1-0	2008	2008	Kennesaw State	2-0	2022	2022	South Carolina*	30-38	1998	2024
Appalachian State	1-0	2004	2004	Kent State	2-0	2020	2020	South Dakota State	3-1	2020	2024
Arizona	3-6	2003	2024	Kentucky*	37-28	1997	2023	Southeast Missouri	14-2	2010	2024
Arizona State	0-2	1999	2008	Lamar	2-0	2017	2017	Southeastern Louisiana	1-0	2015	2015
Army	1-1	2002	2016	Lehigh	1-0	2022	2022	Southern Miss	5-3	2000	2010
Arkansas-Pine Bluff	1-0	2019	2019	Liberty	1-2	2015	2022	Southern Utah	2-0	2013	2023
Auburn*	36-39	1997	2024	Lipscomb	1-0	2019	2019	St. John's	2-0	2014	2014
Ball State	1-2	1997	2011	Long Beach State	3-4	1997	2024	Stanford	1-2	1997	2021
Baylor	3-3	2001	2023	LIU	1-0	2015	2015	Stephen F. Austin	1-4	2000	2014
Belmont	1-0	2012	2012	Longwood	1-0	2022	2022	Tennessee*	21-42	1997	2023
Bethune-Cookman	4-0	2000	2002	Louisiana	1-2	2010	2023	Tennessee State	1-0	2012	2012
Binghamton	1-0	2016	2016	LSU*	17-63	1997	2022	Tennessee Tech	3-0	2003	2008
Bradley	4-1	2009	2020	Louisiana Tech	5-1	1998	2014	Texas*	1-8	2002	2022
Boston College	1-0	2002	2002	Louisville	2-2	2015	2022	Texas A&M*	5-22	1999	2023
Boston U	5-0	2012	2020	Loyola Marymount	7-1	1999	2018	Texas A&M-Commerce	2-0	2003	2024
Buffalo	2-0	2010	2016	Maine	1-0	2001	2001	Texas A&M-Corpus Christi	5-4	2003	2023
Butler	4-0	2004	2014	Manhattan	2-0	2018	2021	Texas Southern	1-0	2011	2011
BYU	0-1	2019	2019	Marist	4-0	2015	2020	Texas State	0-1	2003	2003
Campbell	2-0	2019	2019	Marshall	2-1	2004	2024	Texas Tech	5-2	1999	2021
California	1-3	1998	2012	Maryland	1-0	2022	2022	Toledo	0-1	1997	1997
Cal Poly	0-3	1998	2005	McNeese	5-2	1999	2021	Tulsa	14-20	1997	2019
Cal State Fullerton	0-1	2016	2016	Memphis	5-1	2010	2022	UAB	4-2	2006	2023
Centenary	10-1	1998	2009	Michigan	0-2	1997	2011	UC Davis	0-1	2014	2014
Central Arkansas	5-2	2021	2024	Michigan State	1-1	1997	2024	UCLA	1-0	2011	2011
Central Connecticut	2-0	2018	2018	Minnesota	2-2	2003	2010	UCF	3-2	2002	2015
Central Michigan	1-0	2016	2016	Ole Miss*	42-33	1997	2022	UConn	1-0	2017	2017
Chattanooga	0-2	2004	2015	Mississippi State*	36-40	1997	2024	UC Riverside	2-0	2002	2002
Cleveland State	1-0	2009	2009	Mississippi Valley State	7-0	2004	2014	UC Santa Barbara	0-1	1998	1998
Coastal Carolina	2-0	2002	2002	Missouri*	13-18	2000	2024	UIC	1-0	2001	2001
Colorado State	3-2	1999	2013	Missouri Southern	1-1	1999	1999	ULM	11-3	2001	2017
Creighton	3-2	1997	2008	Missouri State	24-19	1997	2022	UMass Lowell	2-0	2017	2017
CSUN	3-2	1997	2017	Montana	0-1	2020	2020	UNLV	3-2	2004	2023
Dartmouth	2-0	2018	2018	Murray State	1-0	2013	2013	USF	1-4	2004	2012
Delaware	1-0	2018	2018	Nebraska	6-2	2007	2023	Utah	4-3	1999	2018
DePaul	1-1	1998	2018	Nevada	2-0	2005	2019	Utah State	3-0	1999	2003
Drake	15-6	2001	2023	New Mexico	2-0	2016	2016	Utah Valley	2-1	2013	2013
Duke	0-1	2023	2023	New Mexico State	2-2	1999	2020	UT-Arlington	9-3	1999	2024
East Carolina	0-1	1997	1997	Nicholls	1-0	1998	1998	UTEP	2-0	2004	2020
East Tennessee State	1-0	2011	2011	North Carolina	0-3	2006	2016	UT-Martin	3-0	2012	2015
Eastern Illinois	1-0	2010	2010	North Dakota	1-0	2014	2014	UTSA	2-1	1999	2007
Eastern Michigan	2-0	2000	2014	North Dakota State	6-3	2006	2021	Villanova	4-1	2014	2024
Evansville	0-3	1998	2003	North Texas	5-1	2007	2023	Virginia	3-2	2000	2015
FAU	3-6	2000	2024	Northern Colorado	5-1	2008	2019	Virginia Tech	2-0	2001	2002
FGCU	2-0	2014	2020	Northern Illinois	1-0	2004	2004	Washington	0-5	2003	2022
Florida*	17-51	1997	2023	Northern Iowa	7-4	2007	2024	Weber State	4-0	2013	2023
Florida A&M	4-0	2000	2017	Northwestern	0-2	2000	2003	Western Illinois	3-3	2007	2022
Florida State	0-4	1997	2023	Northwestern State	10-6	1998	2021	Wichita State	10-6	1999	2024
FIU	3-2	2001	2009	Notre Dame	4-3	2000	2023	Wisconsin	2-1	1997	2012
Fordham	4-0	2009	2013	Ohio State	2-1	2000	2001	WKU	2-1	2007	2022
Fresno State	0-3	1997	2000	Oklahoma*	2-25	2000	2018	Wright State	3-0	2013	2016
Furman	4-0	2019	2020	Oklahoma City	12-7-1	1997	2006				
George Washington	2-0	2015	2016	Oklahoma State	7-8	2001	2021	* - SEC opponent			
Georgia*	25-41	1997	2024	Omaha	6-0	2018	2024				
Georgia Southern	2-0	2003	2003	Oregon	5-5	2002	2023				
Georgia State	1-1	2001	2001	Oregon State	0-2	1999	2000				
Georgia Tech	3-3	2001	2015	Pacific	0-3	1997	1998				
Grand Canyon	1-1	2016	2018	Penn State	0-3	2006	2024				
Green Bay	1-0	2009	2009	Pittsburg State	2-0	1999	1999				
Harvard	2-0	2014	2023	Pittsburgh	1-0	2000	2000				
Hawai'i	1-1	1997	1998	Prairie View A&M	1-0	2011	2011				
Hofstra	1-2	1997	2013	Princeton	1-0	2022	2022				
Houston	2-0	2001	2003	Purdue	2-1	1999	2005				
Illinois	1-2	2010	2022	Rhode Island	1-0	2011	2011				
Illinois State	2-0	2024	2024	Rutgers	3-1	2007	2022				
Indiana	1-0	2023	2023	Sacramento State	1-3	1997	2019				
Indiana State	2-0	2008	2008	Saint Francis (Pa.)	2-0	2018	2018				
Iowa	5-1	2006	2012	Saint Louis	8-0	2008	2018				
Iowa State	4-1	2010	2023	Sam Houston State	2-2	2005	2011				
IUPUI	4-0	2012	2019	Samford	2-0	2009	2019				
Jackson State	7-1	2012	2017	San Diego	2-0	2014	2017				
Jacksonville	1-1	2003	2004	San Diego State	1-1	1997	2000				
Jacksonville State	7-1	1998	2015	San Jose State	1-1	1997	2008				

**All-Time State Records**

<b>Alabama (66-107)</b>		<b>Indiana (18-9)</b>		<b>Nevada (5-2)</b>		<b>Texas (46-51)</b>	
Alabama	16-65	Ball State	1-2	Nevada	2-0	Baylor	3-3
Auburn	36-39	Butler	4-0	UNLV	3-2	Houston	2-0
Jacksonville State	7-1	Evansville	0-3	<b>New Hampshire (2-0)</b>		Lamar	2-0
Samford	2-0	Indiana	1-0	Dartmouth	2-0	North Texas	5-1
UAB	4-2	Indiana State	2-0	<b>New Jersey (4-1)</b>		Prairie View A&M	1-0
<b>Arizona (4-9)</b>		IUPUI	4-0	Princeton	1-0	Sam Houston State	2-2
Arizona	3-6	Notre Dame	4-3	Rutgers	3-1	Stephen F. Austin	1-4
Arizona State	0-2	Purdue	2-1	<b>New Mexico (4-2)</b>		Texas	1-8
Grand Canyon	1-1	<b>Iowa (31-12)</b>		New Mexico	2-0	Texas A&M	5-22
<b>Arkansas (6-2)</b>		Drake	15-6	New Mexico State	2-2	Texas A&M-Corpus Christi	5-4
Arkansas-Pine Bluff	1-0	Iowa	5-1	<b>New York (17-3)</b>		Texas A&M-Commerce	2-0
Central Arkansas	5-2	Iowa State	4-1	Army West Point	1-1	Texas Southern	1-0
<b>California (23-28)</b>		Northern Iowa	7-4	Binghamton	1-0	Texas State	0-1
California	1-3	<b>Kansas (24-23)</b>		Buffalo	2-0	Texas Tech	5-2
Cal Poly	0-3	Kansas	11-17	Fordham	4-0	UT Arlington	7-3
CSUN	3-2	Pittsburg State	2-0	Hofstra	1-2	UTEP	2-0
Fresno State	0-3	Wichita State	11-6	LIU	1-0	UTSA	2-1
Long Beach State	3-4	<b>Kentucky (43-31)</b>		Manhattan	1-0	<b>Utah (15-5)</b>	
Loyola Marymount	7-1	Kentucky	37-28	Marist	4-0	BYU	0-1
Pacific	0-3	Louisville	2-2	St John's	2-0	Southern Utah	2-0
Sacramento State	1-3	Murray State	1-0	<b>North Carolina (3-4)</b>		Utah	4-3
San Diego	2-0	WKU	2-1	Appalachian State	1-0	Utah State	3-0
San Diego State	1-1	<b>Louisiana (61-78)</b>		Campbell	2-0	Utah Valley	2-1
San Jose State	1-1	Centenary	10-1	East Carolina	0-1	Weber State	4-0
Stanford	1-2	Louisiana	1-2	North Carolina	0-3	<b>Virginia (7-4)</b>	
UC Davis	0-1	Louisiana Tech	5-1	<b>North Dakota (7-3)</b>		Liberty	1-2
UCLA	1-0	LSU	17-63	North Dakota	1-0	Longwood	1-0
UC Riverside	2-0	McNeese	5-2	North Dakota State	6-3	Virginia	3-2
UC Santa Barbara	0-1	Nicholls	1-0	<b>Ohio (10-2)</b>		Virginia Tech	2-0
<b>Colorado (8-3)</b>		Northwestern State	10-6	Akron	2-0	<b>Washington (0-5)</b>	
Colorado State	3-2	Southeastern Louisiana	1-0	Cleveland State	1-0	Washington	0-5
Northern Colorado	5-1	ULM	11-3	Kent State	2-0	<b>West Virginia (2-1)</b>	
<b>Connecticut (3-0)</b>		<b>Maine (1-0)</b>		Ohio State	2-1	Marshall	2-1
Central Connecticut	2-0	Maine	1-0	Toledo	0-1	<b>Wisconsin (3-1)</b>	
UConn	1-0	<b>Maryland (1-0)</b>		Wright State	3-0	Green Bay	1-0
<b>Washington, D.C. (2-0)</b>		Maryland	1-0	<b>Oklahoma (35-60-1)</b>		Wisconsin	2-1
George Washington	2-0	<b>Massachusetts (9-0)</b>		Oklahoma	2-25		
<b>Delaware (1-0)</b>		Boston College	1-0	Oklahoma City	12-7-1		
Delaware	1-0	Boston U	5-0	Oklahoma State	7-8		
<b>Florida (38-70)</b>		Harvard	2-0	Tulsa	14-20		
Bethune-Cookman	4-0	UMass Lowell	2-0	<b>Oregon (5-7)</b>			
FAU	3-6	<b>Michigan (4-3)</b>		Oregon	5-5		
FGCU	2-0	Central Michigan	1-0	Oregon State	0-2		
FIU	3-2	Eastern Michigan	2-0	<b>Pennsylvania (8-4)</b>			
Florida	17-51	Michigan	0-2	Lehigh	1-0		
Florida A&M	4-0	Michigan State	1-1	Penn State	0-3		
Florida State	0-4	<b>Minnesota (2-2)</b>		Pittsburgh	1-0		
Jacksonville	1-1	Minnesota	2-2	Saint Francis (Pa.)	2-0		
UCF	3-2	<b>Mississippi (97-77)</b>		Villanova	4-1		
USF	1-4	Alcorn State	1-0	<b>Rhode Island (1-0)</b>			
<b>Georgia (35-45)</b>		Jackson State	7-1	Rhode Island	1-0		
Georgia	25-41	Mississippi State	36-40	<b>South Carolina (36-38)</b>			
Georgia Southern	2-0	Mississippi Valley State	7-0	Coastal Carolina	2-0		
Georgia State	1-1	Ole Miss	41-33	Furman	4-0		
Georgia Tech	3-3	Southern Miss	5-3	South Carolina	30-38		
Kennesaw State	0-2	<b>Missouri (72-42)</b>		<b>Tennessee (35-45)</b>			
Savannah State	2-0	Kansas City	14-2	Belmont	1-0		
<b>Hawai'i (1-1)</b>		Missouri	13-18	Chattanooga	0-2		
Hawai'i	1-1	Missouri Southern	1-1	East Tennessee State	1-0		
<b>Illinois (17-10)</b>		Missouri State	24-19	Lipscomb	1-0		
Bradley	4-1	Saint Louis	8-0	Memphis	4-1		
DePaul	1-1	Southeast Missouri	13-2	Tennessee	21-42		
Eastern Illinois	1-0	<b>Montana (0-1)</b>		Tennessee State	1-0		
Illinois	1-2	Montana	0-1	Tennessee Tech	3-0		
Illinois State	2-0	<b>Nebraska (13-4)</b>		UT-Martin	3-0		
Northern Illinois	1-0	Creighton	3-2				
Northwestern	0-2	Nebraska	6-2				
SIUE	2-1	Omaha	4-0				
UIC	2-0						
Western Illinois	3-3						

**All-Time Results vs. Conferences**

<b>America East (6-0)</b>		<b>Big West (12-18)</b>		<b>Pac-12 (13-23)</b>		<b>Western Athletic (25-14)</b>	
Binghamton	1-0	Cal Poly	0-3	Arizona	3-6	Colorado State	1-0
Boston U	1-0	Cal State Fullerton	0-1	Arizona State	0-2	Fresno State	0-3
Hofstra	1-0	Cal State Northridge	3-2	Cal	1-3	Grand Canyon	1-1
Maine	1-0	Long Beach State	3-4	UCLA	1-0	Hawai'i	1-1
UMass Lowell	2-0	New Mexico State	1-1	Oregon	5-5	Kansas City	4-1
		Pacific	0-3	Stanford	1-2	Louisiana Tech	4-0
<b>American Athletic (15-11)</b>		Sacramento State	0-2	Utah	2-0	Loyola Marymount	2-0
Florida Atlantic	2-0	UC Davis	0-1	Washington	0-5	Nevada	1-0
Memphis	3-0	UC Riverside	2-0			San Diego State	0-1
North Texas	2-0	UC Santa Barbara	0-1	<b>Pacific Coast Softball (4-2)</b>		San Jose State	1-1
Tulsa	2-7	Utah State	3-0	Loyola Marymount	2-0	Southern Utah	1-0
UConn	1-0			Sacramento State	0-1	Tulsa	8-4
UCF	0-1	<b>Colonial Athletic (1-2)</b>		Utah Valley	2-1	Utah	0-2
Wichita State	5-3	Delaware	1-0			UTEP	1-0
		Hofstra	0-2	<b>Patriot League (6-1)</b>			
<b>ASUN (21-8)</b>				Army	1-1	<b>Independents (17-12-1)</b>	
Belmont	1-0	<b>Conference USA (23-18)</b>		Boston U	4-0	Louisiana Tech	0-1
Centenary	3-0	Florida Atlantic	0-2	Lehigh	1-0	Loyola Marymount	1-1
Central Arkansas	3-2	Houston	2-0			North Dakota State	2-2
East Tennessee State	1-0	Louisiana Tech	1-0	<b>Southeastern (295-475)</b>		Northern Colorado	2-1
Florida Atlantic	1-2	Memphis	1-1	Alabama	16-65	Oklahoma City	12-7-1
Florida Gulf Coast	2-0	North Texas	2-0	Auburn	36-39		
Georgia State	1-1	Southern Miss.	5-3	Florida	17-51	<b>Division II</b>	
Jacksonville	1-1	Tulsa	4-9	Georgia	25-41	<b>Mid-America Intercollegiate (3-1)</b>	
Jacksonville State	2-0	UAB	4-2	Kentucky	37-28	Missouri Southern	1-1
Kennesaw State	2-0	UCF	1-0	LSU	17-63	Pittsburg State	2-0
Liberty	1-1	USF	0-1	Ole Miss	42-33		
Lipscomb	1-0	UTEP	1-0	Mississippi State	36-40		
UCF	2-1	Western Kentucky	1-0	Missouri	11-11		
				South Carolina	30-38		
<b>Atlantic Coast (10-16)</b>		<b>Horizon League (8-0)</b>		Tennessee	21-42		
Duke	0-1	Butler	3-0	Texas A&M	5-16		
Florida State	0-4	Cleveland State	1-0				
Georgia Tech	3-3	Green Bay	1-0	<b>Southern (9-2)</b>			
Louisville	2-2	IUPUI	1-0	Appalachian State	1-0		
North Carolina	0-3	UIC	2-0	Chattanooga	0-2		
Notre Dame	2-1			Furman	4-0		
Virginia	3-2	<b>Ivy League (5-0)</b>		Georgia Southern	2-0		
		Dartmouth	2-0	Samford	2-0		
<b>Atlantic 10 (14-0)</b>		Harvard	2-0				
Fordham	4-0	Princeton	1-0	<b>Southland (37-20)</b>			
George Washington	2-0			Central Arkansas	2-0		
Rhode Island	1-0	<b>Metro Atlantic Athletic (6-0)</b>		Lamar	2-0		
Saint Louis	8-0	Manhattan	2-0	McNeese	5-2		
		Marist	4-0	Nicholls	1-0		
<b>Big 12 (37-79)</b>				Northwestern State	10-6		
Baylor	3-3	<b>Mid-American (12-4)</b>		Sam Houston	2-2		
Iowa State	4-1	Akron	2-0	Southeastern Louisiana	1-0		
Kansas	11-17	Ball State	1-2	Stephen F. Austin	1-4		
Missouri	2-7	Buffalo	2-0	Texas A&M Corpus-Christi	3-2		
Nebraska	2-2	Central Michigan	1-0	Texas A&M Commerce	2-0		
Oklahoma	2-25	Eastern Michigan	2-0	ULM	4-1		
Oklahoma State	7-8	Kent State	2-0	UT Arlington	2-2		
Texas	1-8	Marshall	1-1	UTSA	2-1		
Texas A&M	0-6	Northern Illinois	1-0				
Texas Tech	5-2	Toledo	0-1	<b>Sun Belt (15-14)</b>			
				Florida Atlantic	0-2		
<b>Big East (17-7)</b>		<b>Mid-Eastern (8-0)</b>		Florida International	3-2		
Boston College	1-0	Bethune-Cookman	2-0	Louisiana	1-2		
Butler	1-0	Florida A&M	4-0	Marshall	1-0		
DePaul	1-0	Savannah State	2-0	New Mexico State	0-1		
Notre Dame	2-2			North Texas	1-1		
Pittsburgh	1-0	<b>Missouri Valley (56-34)</b>		ULM	7-2		
Rutgers	2-1	Bradley	3-0	UT Arlington	7-1		
St. John's	2-0	Creighton	3-2	Western Kentucky	1-1		
USF	1-3	Drake	15-6				
Villanova	4-1	Evansville	0-3	<b>Southwestern Athletic (11-1)</b>			
Virginia Tech	2-0	Illinois State	2-0	Alcorn State	1-0		
		Indiana State	2-0	Arkansas-Pine Bluff	1-0		
<b>Big Sky (10-1)</b>		Missouri State	24-19	Jackson State	7-1		
Montana	0-1	Northern Iowa	7-4	Prairie A&M	1-0		
North Dakota	1-0			Texas Southern	1-0		
Northern Colorado	3-0	<b>Mountain West (11-5)</b>					
Sacramento State	1-0	Colorado State	2-2	<b>Summit League (36-8)</b>			
Southern Utah	1-0	Nevada	1-0	Centenary	7-1		
Weber State	4-0	New Mexico	2-0	DePaul	0-1		
		San Diego State	1-0	IUPUI	3-0		
<b>Big South (5-4)</b>		UNLV	3-2	Kansas City	10-1		
Campbell	2-0	Utah	2-1	North Dakota State	4-1		
Coastal Carolina	2-0			Omaha	6-0		
East Carolina	0-1	<b>Northeast (5-0)</b>		South Dakota State	3-1		
Liberty	0-1	Central Connecticut State	2-0	Western Illinois	3-3		
Longwood	1-0	LIU	1-0				
Texas A&M Corpus-Christi	0-2	Saint Francis (Pa.)	2-0	<b>West Coast (4-1)</b>			
				BYU	0-1		
<b>Big Ten (20-15)</b>		<b>Ohio Valley (36-6)</b>		Loyola Marymount	2-0		
Illinois	1-2	Eastern Illinois	1-0	San Diego	2-0		
Indiana	1-0	Jacksonville State	5-1				
Iowa	5-1	Murray State	1-0				
Maryland	1-0	Southeast Missouri State	14-2				
Michigan	0-2	SIUE	3-0				
Michigan State	1-1	Tennessee State	1-0				
Minnesota	2-2	Tennessee Tech	3-0				
Nebraska	4-0	UT-Martin	3-0				
Northwestern	0-2	Wichita State	5-3				
Ohio State	2-1						
Penn State	0-3						
Purdue	2-1						
Rutgers	1-0						

Team Year-by-Year / Postseason Results

Year	Overall	SEC	Head Coach
1997	16-42 (.276)	12-16 (.429)	Carie Dever-Boaz
1998*	21-38 (.356)	13-17 (.433)	Carie Dever-Boaz
1999*	46-29 (.613)	17-13 (.567)	Carie Dever-Boaz
2000*!	44-31 (.587)	19-11 (.633)	Carie Dever-Boaz
2001*	36-30 (.545)	14-16 (.467)	Carie Dever-Boaz
2002*!	39-28-1 (.581)	14-16 (.467)	Carie Dever-Boaz
2003	24-36 (.400)	8-22 (.267)	Carie Dever-Boaz
2004	18-40 (.310)	6-24 (.200)	Carie Dever-Boaz
2005	19-43 (.306)	4-25 (.138)	Jamie Pinkerton
2006*	26-35 (.426)	10-19 (.345)	Jamie Pinkerton
2007	21-43 (.328)	6-22 (.214)	Jamie Pinkerton
2008!	37-29 (.561)	8-20 (.286)	Jamie Pinkerton
2009*!	27-29 (.482)	10-16 (.385)	Jamie Pinkerton
2010*	28-29 (.491)	10-18 (.357)	Mike Larabee
2011	13-39 (.250)	3-23 (.115)	Mike Larabee
2012!	29-28 (.509)	7-21 (.250)	Mike Larabee
2013*!	36-20 (.643)	12-10 (.545)	Mike Larabee
2014	27-28 (.491)	5-19 (.208)	Mike Larabee
2015	16-37 (.302)	1-23 (.042)	Mike Larabee
2016	17-39 (.304)	1-23 (.042)	Courtney Deifel
2017*!	31-24 (.564)	7-17 (.292)	Courtney Deifel
2018*!	42-17 (.712)	12-12 (.500)	Courtney Deifel
2019*!	38-20 (.655)	12-12 (.500)	Courtney Deifel
2020	19-6 (.760)	1-2 (.333)	Courtney Deifel
2021*!	43-11 (.796)	19-5 (.792)	Courtney Deifel
2022*!	48-11 (.814)	19-5 (.792)	Courtney Deifel
2023*!	40-19 (.814)	14-10 (.583)	Courtney Deifel
2024*!	37-18 (.814)	14-10 (.583)	Courtney Deifel
<b>TOTAL</b>	<b>838-799-1 (.520)</b>	<b>278-447 (.384)</b>	

**Carie Dever-Boaz (1997-2004)**  
 Overall: 244-274-1 (.471)  
 SEC: 103-135 (.432)  
 NCAA Tournament App: 2000, 2002



**Jamie Pinkerton (2005-09)**  
 Overall: 130-179 (.421)  
 SEC: 38-102 (.271)  
 NCAA Tournament App: 2008, 2009



**Mike Larabee (2010-15)**  
 Overall: 149-181 (.452)  
 SEC: 38-114 (.250)  
 NCAA Tournament App: 2012, 2013



**Courtney Deifel (2016-pres.)**  
 Overall: 315-165 (.656)  
 SEC: 99-96 (.507)  
 NCAA Tournament App: 2017, 2018, 2019, 2021, 2022, 2023, 2024



**NCAA Tournament**  
 13 appearances | 20-26 (.434)

**2000 NCAA Regional (Norman, Okla.)**

May 18	CSUN	W	5-0
May 19	#13 Oregon State	L	4-1
May 20	Northwestern	L	5-0

**2002 NCAA Regional (Norman, Okla.)**

May 16	#23 Texas A&M	L	6-2
May 17	Army West Point	W	2-0
May 17	#8 Texas	L	6-2

**2008 NCAA Regional (Norman, Okla.)**

May 16	Tulsa	W	7-5
May 17	#7 Oklahoma	L	6-5 (11)
May 17	Oregon	L	3-0

**2009 NCAA Regional (Norman, Okla.)**

May 15	Tulsa	L	6-0
May 16	#10 Oklahoma	L	21-2

**2012 NCAA Regional (Berkeley, Calif.)**

May 18	Boston U	W	3-2
May 19	#1 California	W	3-2
May 20	#1 California	L	10-2
May 21	#1 California	L	7-0

**2013 NCAA Regional (Norman, Okla.)**

May 17	Fordham	W	5-1
May 18	#1 Oklahoma	L	10-5
May 18	Fordham	W	5-2
May 19	#1 Oklahoma	L	14-1

**2017 NCAA Regional (Norman, Okla.)**

May 19	#23 Tulsa	L	5-4
May 20	#6 Oklahoma	L	5-3

**2018 NCAA Regional (Fayetteville)**

May 18	DePaul	W	2-0
May 19	Wichita State	W	5-0
May 20	Wichita State	W	6-4

**2018 NCAA Super Regional (Norman, Okla.)**

May 25	#4 Oklahoma	L	7-2
May 26	#4 Oklahoma	L	9-0

**2019 NCAA Regional (Stillwater, Okla.)**

May 16	Tulsa	L	5-0
May 17	BYU	L	6-3

**2021 NCAA Regional (Fayetteville, Ark.)**

May 21	Manhattan	W	8-0 (5)
May 22	South Dakota State	W	4-0
May 23	Stanford	W	7-3

**2021 NCAA Super Regional (Fayetteville, Ark.)**

May 28	#9 Arizona	L	10-4
May 29	#9 Arizona	L	4-1

**2022 NCAA Regional (Fayetteville, Ark.)**

May 20	Princeton	W	11-0 (5)
May 21	#24 Oregon	W	6-2
May 22	#24 Oregon	W	9-3

**2022 NCAA Super Regional (Fayetteville, Ark.)**

May 26	#18 Texas	W	7-1
May 27	#18 Texas	L	3-1
May 28	#18 Texas	L	3-0

**2023 NCAA Regional (Fayetteville, Ark.)**

May 19	Harvard	W	11-0 (5)
May 20	Oregon	L	10-4
May 20	Notre Dame	W	5-0
May 21	Oregon	L	14-4 (5)

**2024 NCAA Regional (Fayetteville, Ark.)**

May 17	SEMO	W	3-2
May 18	Arizona	L	2-1
May 18	Villanova	L	7-2

**SEC Tournament**  
 16 appearances | 14-20 (.412)

**1998 (Columbus, Ga.)**

May 8	LSU	L	2-1
May 8	Tennessee	L	2-1

**1999 (Columbus, Ga.)**

May 13	South Carolina	W	4-1
May 14	#7 LSU	L	10-0
May 15	Alabama	W	3-2
May 15	Tennessee	W	3-2 (10)
May 16	Tennessee	W	3-2
May 16	#7 LSU	L	4-3 (10)

**2000 (Columbus, Ga.)**

May 11	#22 Mississippi State	W	2-1
May 12	#7 LSU	L	2-0
May 13	Florida	W	2-1
May 13	#25 South Carolina	W	3-1
May 14	#25 South Carolina	L	2-1

**2001 (Chattanooga, Tenn.)**

May 10	#7 Alabama	L	2-0
May 11	Kentucky	W	1-0
May 12	Mississippi State	W	7-2
May 12	#22 South Carolina	L	1-0 (9)

**2002 (Chattanooga, Tenn.)**

May 9	#18 Alabama	L	2-1
May 10	Mississippi State	L	5-1

**2006 (Athens, Ga.)**

May 11	#8 Georgia	L	2-0
--------	------------	---	-----

**2009 (Knoxville, Tenn.)**

May 7	#5 Alabama	L	6-0
-------	------------	---	-----

**2010 (Fayetteville, Ark.)**

May 13	#4 Alabama	L	9-0
--------	------------	---	-----

**2013 (Lexington, Ky.)**

May 9	#8 Missouri	L	8-0
-------	-------------	---	-----

**2017 (Knoxville, Tenn.)**

May 10	#10 Alabama	L	4-1
--------	-------------	---	-----

**2018 (Columbia, Mo.)**

May 9	#19 Kentucky	W	3-1
May 10	#8 Georgia	W	8-3
May 11	#12 South Carolina	L	3-1

**2019 (College Station, Texas)**

May 9	#8 Georgia	L	4-1
-------	------------	---	-----

**2021 (Tuscaloosa, Ala.)**

May 13	#19 Tennessee	L	1-0
--------	---------------	---	-----

**2022 (Gainesville, Fla.)\*Tournament Champions**

May 12	Ole Miss	W	3-0
May 13	#13 Florida	W	4-1
May 14	#22 Missouri	W	4-0

**2023 (Fayetteville, Ark.)**

May 11	#13 Alabama	L	3-2 (9)
--------	-------------	---	---------

**2024 (Auburn, Ala.)**

May 9	#5 Missouri	L	3-1
-------	-------------	---	-----

**Season Opener Results**

**Overall Record**  
15-12

**Neutral Site Record**  
12-10

**Largest Win Margin**  
16 (16-0 vs. Prairie View A&M, 2011)

**Most Runs Allowed**  
12 (vs. Oklahoma State, 2021)

**Longest Game**  
10 inn. (at FIU, 2002)

**Home Record**  
0-0

**Longest Winning Streak**  
4 (2017-2020)

**Largest Loss Margin**  
7 (7-0 vs. Southern Miss., 2000)

**Fewest Runs Scored**  
0 (Three Times)

**Shortest Game**  
5 inn. (Four Times)

**Away Record**  
3-2

**Longest Losing Streak**  
5 (2003-2007)

**Most Runs Scored**  
16 (Twice)

**Fewest Runs Allowed**  
0 (Four Times)

**Highest Ranked Opponent**  
#5 Southern Miss. (2000)

**1997**

Date	Opponent	H/A/N	W/L	Score	Location
2-20	vs. Cal. State Northridge	N	L	4-3	San Diego, Calif.

**1998**

Date	Opponent	H/A/N	W/L	Score	Location
2-20	vs. Northwestern State	N	L	3-2 (11)	Monroe, La.

**1999**

Date	Opponent	H/A/N	W/L	Score	Location
2-12	at UT-Arlington	A	W	2-1	Arlington, Texas

**2000**

Date	Opponent	H/A/N	W/L	Score	Location
2-11	vs. #5 Southern Miss.	N	L	7-0	Arlington, Texas

**2001**

Date	Opponent	H/A/N	W/L	Score	Location
2-9	vs. Houston	N	W	14-10	Arlington, Texas

**2002**

Date	Opponent	H/A/N	W/L	Score	Location
1-31	at FIU	A	W	5-3 (10)	Miami, Fla.

**2003**

Date	Opponent	H/A/N	W/L	Score	Location
1-31	at Texas State	A	L	4-1	San Marcos, Texas

**2004**

Date	Opponent	H/A/N	W/L	Score	Location
2-6	vs. Chattanooga	N	L	1-0 (9)	Gainesville, Fla.

**2005**

Date	Opponent	H/A/N	W/L	Score	Location
2-4	vs. Sacramento State	N	L	4-0	San Luis Obispo, Calif.

**2006**

Date	Opponent	H/A/N	W/L	Score	Location
2-10	vs. #10 Georgia	N	L	7-6	Miami, Fla.

**2007**

Date	Opponent	H/A/N	W/L	Score	Location
2-9	vs. Virginia	N	L	2-1	Tampa, Fla.

**2008**

Date	Opponent	H/A/N	W/L	Score	Location
2-8	vs. UAB	N	W	6-5 (8)	Texarkana, Ark.

**2009**

Date	Opponent	H/A/N	W/L	Score	Location
2-6	at Southern Miss	A	W	5-3	Hattiesburg, Miss.

**2010**

Date	Opponent	H/A/N	W/L	Score	Location
2-12	vs. Western Illinois	N	L	5-4	Minneapolis, Minn.

**2011**

Date	Opponent	H/A/N	W/L	Score	Location
2-11	vs. Prairie View A&M	N	W	16-0	Lafayette, La.

**2012**

Date	Opponent	H/A/N	W/L	Score	Location
2-10	vs. Belmont	N	W	16-3 (5)	Waco, Texas

**2013**

Date	Opponent	H/A/N	W/L	Score	Location
2-8	vs. Colorado State	N	W	5-4 (9)	St. George, Utah

**2014**

Date	Opponent	H/A/N	W/L	Score	Location
2-7	vs. UC Davis	N	L	5-4	Las Vegas, Nev.

**2015**

Date	Opponent	H/A/N	W/L	Score	Location
2-6	vs. Penn State	N	L	6-4	Boca Raton, Fla.

**2016**

Date	Opponent	H/A/N	W/L	Score	Location
2-11	at Texas	A	L	4-1	Austin, Texas

**2017**

Date	Opponent	H/A/N	W/L	Score	Location
2-11	vs. UMass Lowell	N	W	10-1 (5)	Denton, Texas

**2018**

Date	Opponent	H/A/N	W/L	Score	Location
2-17	vs. Grand Canyon	N	W	6-2	Palm Springs, Calif.

**2019**

Date	Opponent	H/A/N	W/L	Score	Location
2-8	vs. Campbell	N	W	7-3	Lake Charles, La.

**2020**

Date	Opponent	H/A/N	W/L	Score	Location
2-7	vs. UTEP	N	W	10-0 (5)	Las Cruces, N.M.

**2021**

Date	Opponent	H/A/N	W/L	Score	Location
2-11	vs. #11 Oklahoma State	N	L	12-11	Monroe, La.

**2022**

Date	Opponent	H/A/N	W/L	Score	Location
2-10	vs. Rutgers	N	W	4-0	Puerto Vallarta, Mexico

**2023**

Date	Opponent	H/A/N	W/L	Score	Location
2-10	vs. Weber State	N	W	8-0 (5)	Las Vegas, Nev.

**2024**

Date	Opponent	H/A/N	W/L	Score	Location
2-8	vs. Marshall	N	W	10-3	Boca Raton, Fla.

Extra-Innings Results

**Overall Record**  
65-54

**Neutral Site Record**  
17-13

**Most Wins**  
6 (2004)

**Longest Game**  
19 innings (Alabama, 1999)

**Fewest Runs Scored**  
0 (7 Times)

**Home Record**  
33-20

**Longest Winning Streak**  
5 (2011-12)

**Most Losses**  
6 (1997)

**Most Runs Scored**  
11 (at Missouri 2018)

**Fewest Runs Allowed**  
0 (6 Times)

**Away Record**  
17-21

**Longest Losing Streak**  
3 (Twice)

**Most Games**  
11 (2004)

**Most Runs Allowed**  
12 (Alabama, 1999)

**1997**

3-6 | H: 3-1 | A: 0-3 | N: 1-2

Date	Opponent	W/L	Score
3-2	Creighton	L	1-0 (8)
3-5	at FLORIDA*	L	2-1 (9)
3-7	vs Ball State	L	4-2 (8)
3-7	vs Hofstra	W	6-5 (8)
3-8	vs East Carolina	L	3-1 (9)
3-15	ALABAMA*	W	2-1 (8)
4-5	at AUBURN*	L	7-6 (10)
4-5	at AUBURN*	L	2-1 (8)
4-19	LSU*	W	2-1 (8)
5-2	OLE MISS*	W	2-1 (8)

**1998**

0-2 | H: 0-0 | A: 0-1 | N: 0-1

Date	Opponent	W/L	Score
2-20	vs Northwestern State	L	3-2 (11)
2-27	at UC Santa Barbara	L	9-8 (13)

**1999**

5-2 | H: 4-1 | A: 0-0 | N: 1-1

Date	Opponent	W/L	Score
2-16	Oklahoma City	W	7-3 (10)
3-20	ALABAMA*	W	5-4 (8)
3-21	ALABAMA*	L	12-7 (19)
4-18	GEORGIA*	W	1-0 (8)
5-7	OLE MISS*	W	3-2 (8)
5-15	vs Tennessee	W	3-2 (10)
5-16	vs #7 LSU	L	4-3 (10)

**2000**

3-1 | H: 1-1 | A: 2-0 | N: 0-0

Date	Opponent	W/L	Score
3-29	Kansas	L	4-2 (8)
4-4	Oklahoma City	W	2-1 (10)
4-15	at #19 SOUTH CAROLINA*	W	4-3 (12)
5-4	at OLE MISS*	W	7-3 (11)

**2001**

2-3 | H: 2-0 | A: 0-1 | N: 0-2

Date	Opponent	W/L	Score
3-3	vs FAU	L	2-1 (8)
4-8	GEORGIA*	W	2-1 (8)
4-18	OLE MISS*	W	2-1 (8)
4-28	at MISSISSIPPI STATE*	L	2-1 (8)
5-12	vs #22 South Carolina	L	1-0 (9)

**2002**

5-3 | H: 2-0 | A: 3-3 | N: 0-0

Date	Opponent	W/L	Score
1-31	at FIU	W	5-3 (10)
2-3	at Bethune-Cookman	W	4-3 (8)
2-8	at Long Beach State	W	2-1 (10)
2-10	at Long Beach State	L	2-1 (8)
2-15	at Texas A&M	L	2-1 (9)
4-23	Oklahoma City	W	2-1 (8)
4-24	Missouri State	W	4-3 (10)
5-2	at KENTUCKY*	L	6-5 (8)

**2003**

4-3 | H: 1-2 | A: 1-0 | N: 2-1

Date	Opponent	W/L	Score
2-1	vs Texas Tech	W	6-5 (9)
2-7	vs Jacksonville	L	3-2 (8)

2-8	vs Kansas City	W	1-0 (8)
3-22	FLORIDA*	L	2-1 (8)
4-1	Southern Miss	W	2-1 (9)
4-3	at Tennessee Tech	W	2-1 (8)
4-27	KENTUCKY*	L	7-6 (10)

**2004**

6-5 | H: 3-2 | A: 2-2 | N: 1-1

Date	Opponent	W/L	Score
2-6	vs Chattanooga	L	1-0 (9)
2-21	vs Northern Illinois	W	1-0 (8)
3-13	AUBURN*	L	1-0 (9)
3-16	at #15 SOUTH CAROLINA*	L	2-1 (8)
3-21	at #17 FLORIDA*	W	5-4 (11)
3-24	Missouri State	W	6-5 (10)
4-9	Marshall	W	1-0 (11)
4-13	at OLE MISS*	L	5-4 (11)
4-14	at OLE MISS*	W	1-0 (9)
4-21	Kansas	L	5-4 (10)
4-24	KENTUCKY*	W	1-0 (8)

**2005**

0-2 | H: 0-2 | A: 0-0 | N: 0-0

Date	Opponent	W/L	Score
3-19	#16 FLORIDA*	L	2-1 (8)
5-4	OLE MISS*	L	1-0 (9)

**2006**

4-3 | H: 4-1 | A: 0-1 | N: 0-1

Date	Opponent	W/L	Score
2-10	vs #10 Georgia	L	7-6 (9)
2-24	Drake	W	1-0 (8)
2-24	Penn State	L	3-2 (10)
3-3	Jacksonville State	W	2-1 (11)
3-4	Northwestern State	W	3-1 (8)
3-26	at FLORIDA*	L	3-2 (10)
4-26	#11 LSU*	W	3-2 (9)

**2007**

0-0 | H: 0-0 | A: 0-0 | N: 0-0

Date	Opponent	W/L	Score
N/A	N/A	N/A	N/A

**2008**

3-4 | H: 0-3 | A: 1-1 | N: 2-0

Date	Opponent	W/L	Score
2-8	vs UAB	W	6-5 (8)
2-9	vs Oklahoma State	W	3-2 (9)
3-1	at #2 Arizona State	L	6-5 (8)
4-7	#11 Oklahoma	L	3-2 (8)
4-12	at KENTUCKY*	W	6-5 (9)
4-26	#15 LSU*	L	8-6 (8)
5-17	at #7 Oklahoma	L	6-5 (11)

**2009**

0-0 | H: 0-0 | A: 0-0 | N: 0-0

Date	Opponent	W/L	Score
N/A	N/A	N/A	N/A

**2010**

2-1 | H: 1-0 | A: 1-1 | N: 0-0

Date	Opponent	W/L	Score
3-14	Louisiana Tech	W	5-3 (9)
4-2	at #8 GEORGIA*	W	3-2 (8)
4-17	at #15 LSU*	L	3-2 (10)

**2011**

5-5 | H: 2-0 | A: 0-2 | N: 3-3

Date	Opponent	W/L	Score
2-11	vs Sam Houston State	W	6-5 (9)
2-12	vs Sam Houston State	L	9-6 (8)
2-19	vs #14 Oregon	L	8-7 (8)
2-20	vs Utah	W	8-4 (8)
2-24	vs Rutgers	L	4-3 (9)
3-6	vs Loyola Marymount	W	5-2 (8)
3-16	#21 KENTUCKY*	L	7-2 (11)
3-30	at #19 Oklahoma State	L	1-0 (8)
4-16	SOUTH CAROLINA*	W	2-1 (9)
4-26	ULM	W	1-0 (8)

**2012**

3-2 | H: 2-0 | A: 1-2 | N: 0-0

Date	Opponent	W/L	Score
2-26	Jackson State	W	4-3 (8)
3-4	Butler	W	6-5 (8)
3-9	at SOUTH CAROLINA*	W	5-4 (8)
4-11	at KENTUCKY*	L	9-7 (8)
4-20	at AUBURN*	L	3-2 (8)

**2013**

4-1 | H: 1-1 | A: 2-0 | N: 1-0

Date	Opponent	W/L	Score
2-8	vs Colorado State	W	5-4 (9)
2-24	ULM	L	7-6 (8)
4-13	at #8 MISSOURI*	W	4-1 (11)
4-14	at #8 MISSOURI*	W	11-10 (8)
5-4	AUBURN*	W	8-7 (8)

**2014**

0-1 | H: 0-1 | A: 0-0 | N: 0-0

Date	Opponent	W/L	Score
3-30	#17 TEXAS A&M*	L	11-7 (8)

**2015**

3-3 | H: 0-3 | A: 1-0 | N: 2-0

Date	Opponent	W/L	Score
2-27	vs Saint Louis	W	4-1 (8)
2-27	vs UT Martin	W	8-7 (8)
3-14	Texas	L	8-7 (9)
3-28	OLE MISS*	L	6-4 (8)
4-11	at SOUTH CAROLINA*	W	5-4 (8)
4-29	Southeast Missouri	L	4-3 (8)

**2016**

1-1 | H: 0-0 | A: 0-1 | N: 1-0

Date	Opponent	W/L	Score
2-13	at Texas	L	6-5 (8)
3-18	vs New Mexico	W	4-3 (8)

Extra-Innings Results

**2017**

1-1 | H: 0-0 | A: 0-1 | N: 1-0

Date	Opponent	W/L	Score
2-25	vs UConn	W	3-2 (8)
3-12	at #9 ALABAMA*	L	4-3 (9)

**2018**

0-0 | H: 0-0 | A: 0-0 | N: 0-0

Date	Opponent	W/L	Score
N/A	N/A	N/A	N/A

**2019**

2-0 | H: 1-0 | A: 1-0 | N: 0-0

Date	Opponent	W/L	Score
4-13	Furman	W	6-5 (12)
4-28	at TEXAS A&M*	W	3-0 (8)

**2020**

0-0 | H: 0-0 | A: 0-0 | N: 0-0

Date	Opponent	W/L	Score
N/A	N/A	N/A	N/A

**2021**

4-1 | H: 3-1 | A: 1-0 | N: 0-0

Date	Opponent	W/L	Score
2-20	at McNeese	W	6-4 (14)
3-16	Liberty	L	2-0 (10)
3-20	OLE MISS*	W	3-2 (8)
3-21	OLE MISS*	W	3-2 (8)
4-21	Central Arkansas	W	7-6 (8)

**2022**

1-1 | H: 0-0 | A: 0-1 | N: 1-0

Date	Opponent	W/L	Score
2-11	vs Memphis	W	4-3 (8)
5-6	at TEXAS A&M*	L	6-5 (9)

**2023**

2-2 | H: 1-1 | A: 1-1 | N: 0-0

Date	Opponent	W/L	Score
2-24	Drake	W	4-3 (11)
3-20	at #13 ALABAMA*	W	2-1 (10)
5-6	at MISSOURI*	L	4-3 (8)
5-11	#13 Alabama	L	3-2 (9)

**2024**

2-1 | H: 2-0 | A: 0-0 | N: 1-0

Date	Opponent	W/L	Score
2-10	vs. Penn State	L	3-2 (8)
3-3	Southeast Missouri State	W	6-5 (8)
4-19	#15 Alabama*	W	1-0 (9)

**Doubleheader Results**

**Overall Record**  
256-299

**Neutral Site Record**  
13-3

**Largest Combined Win Margin**  
22 (Twice, 2022, 2017)

**Most Runs Allowed**  
24 (at #5 Oklahoma, 2007)

**Longest Doubleheader**  
19 inn. (at Alabama, 1999)

**Home Record**  
158-134-1

**Longest Winning Streak**  
12 (1999)

**Largest Combined Loss Margin**  
22 (at #6 Oklahoma, 2007)

**Fewest Runs Scored**  
0 (17 Times)

**Shortest Doubleheader**  
5 inn. (Four Times)

**Away Record**  
82-160

**Longest Losing Streak**  
10 (2005)

**Most Runs Scored**  
23 (Twice)

**Fewest Runs Allowed**  
0 (8 Times)

**Highest Ranked Opponent**  
#1 Tennessee (2007)

**1997**

13-23 | H: 12-8 | A: 1-15 | N: 0-0

Date	Opponent	W/L	Score
3-5	at FLORIDA*	L	2-1 (9)
3-5	at FLORIDA*	L	3-1
3-14	ALABAMA*	W	9-1
3-14	ALABAMA*	L	3-2
3-15	ALABAMA*	W	2-1 (8)
3-15	ALABAMA*	L	7-1
3-17	at #2 Fresno State	L	8-0
3-17	at #2 Fresno State	L	8-0
3-18	at #19 Pacific	L	2-1
3-18	at #19 Pacific	L	6-2
3-28	MISSISSIPPI STATE*	L	3-2
3-28	MISSISSIPPI STATE*	W	4-0
3-29	MISSISSIPPI STATE*	W	10-4
3-29	MISSISSIPPI STATE*	W	2-1
4-5	at AUBURN*	L	7-6 (10)
4-5	at AUBURN*	L	2-1 (8)
4-6	at AUBURN*	L	2-0
4-6	at AUBURN*	L	9-0
4-9	Tulsa	L	4-3
4-9	Tulsa	W	9-7
4-13	GEORGIA*	W	2-1
4-13	GEORGIA*	L	4-3
4-16	at Missouri State	L	6-0
4-16	at Missouri State	L	8-3
4-18	LSU*	L	3-0
4-18	LSU*	L	2-1
4-19	LSU*	W	2-1 (8)
4-19	LSU*	L	7-1
4-25	at KENTUCKY*	L	3-4
4-25	at KENTUCKY*	W	4-3
4-27	at TENNESSEE*	L	8-0
4-27	at TENNESSEE*	L	9-2
5-2	OLE MISS*	W	2-1 (8)
5-2	OLE MISS*	W	2-1
5-3	OLE MISS*	W	5-1
5-3	OLE MISS*	W	6-2

**1998**

18-22 | H: 10-8 | A: 8-14 | N: 0-0

Date	Opponent	W/L	Score
3-11	Kansas	L	4-2
3-11	Kansas	W	3-2
3-13	at ALABAMA*	L	7-1
3-13	at ALABAMA*	L	12-0
3-14	at ALABAMA*	L	7-0
3-14	at ALABAMA*	L	3-0
3-16	at Jacksonville State	W	12-6
3-16	at Jacksonville State	W	1-0
3-25	at Missouri State	L	1-0
3-25	at Missouri State	L	4-2
3-27	MISSISSIPPI STATE*	L	6-0
3-27	MISSISSIPPI STATE*	W	2-1
3-28	MISSISSIPPI STATE*	L	3-2
3-28	MISSISSIPPI STATE*	L	6-2
4-1	at Tulsa	W	4-1
4-1	at Tulsa	L	2-1
4-3	AUBURN*	W	5-4
4-3	AUBURN*	L	4-2
4-4	AUBURN*	W	5-4
4-4	AUBURN*	W	6-4
4-10	at SOUTH CAROLINA*	L	2-1
4-10	at SOUTH CAROLINA*	W	5-4
4-12	at GEORGIA*	W	3-0
4-12	at GEORGIA*	W	2-1
4-14	Oklahoma City	W	1-0
4-14	Oklahoma City	L	5-3
4-17	at #11 LSU*	L	1-0
4-17	at #11 LSU*	L	1-0

4-19	at #11 LSU*	L	3-2
4-19	at #11 LSU*	L	8-0
4-22	FLORIDA*	L	2-1
4-22	FLORIDA*	W	4-2
4-24	KENTUCKY*	L	5-2
4-24	KENTUCKY*	W	8-0
4-26	TENNESSEE*	W	5-3
4-26	TENNESSEE*	W	2-0
4-28	at OLE MISS*	W	2-1
4-28	at OLE MISS*	L	4-3
4-29	at OLE MISS*	L	1-0
4-29	at OLE MISS*	W	3-2

**1999**

25-17 | H: 18-6 | A: 7-11 | N: 0-0

Date	Opponent	W/L	Score
2-16	Oklahoma City	W	8-7
2-16	Oklahoma City	W	7-3 (10)
3-3	Missouri Southern	L	2-1
3-3	Missouri Southern	W	6-0
3-16	at Kansas	W	5-3
3-16	at Kansas	L	6-1
3-20	ALABAMA*	W	5-4 (8)
3-20	ALABAMA*	W	4-2
3-21	ALABAMA*	L	6-3
3-21	ALABAMA*	L	12-7 (19)
3-24	at Missouri State	L	3-0
3-24	at Missouri State	L	3-2
3-26	at FLORIDA*	W	4-0
3-26	at FLORIDA*	L	2-0
4-2	at MISSISSIPPI STATE*	L	5-2
4-2	at MISSISSIPPI STATE*	L	4-0
4-3	at MISSISSIPPI STATE*	L	7-2
4-3	at MISSISSIPPI STATE*	L	4-2
4-7	Missouri State	W	2-1
4-7	Missouri State	W	2-1
4-9	at AUBURN*	W	1-0
4-9	at AUBURN*	W	2-1
4-10	at AUBURN*	W	4-0
4-10	at AUBURN*	W	4-0
4-16	#11 SOUTH CAROLINA*	W	1-0
4-16	#11 SOUTH CAROLINA*	W	1-0
4-18	GEORGIA*	W	3-2
4-18	GEORGIA*	W	1-0 (8)
4-21	Tulsa	W	3-0
4-21	Tulsa	W	2-1
4-23	LSU*	L	3-1
4-23	LSU*	L	4-0
4-24	LSU*	L	9-0
4-24	LSU*	W	2-1
4-27	at TENNESSEE*	L	3-0
4-27	at TENNESSEE*	L	9-1
4-28	at KENTUCKY*	W	2-0
4-28	at KENTUCKY*	L	4-2
5-7	OLE MISS*	W	4-1
5-7	OLE MISS*	W	3-2 (8)
5-8	OLE MISS*	W	6-0
5-8	OLE MISS*	W	4-2

**2000**

28-18 | H: 19-7 | A: 9-11 | N: 0-0

Date	Opponent	W/L	Score
2-23	at #8 Oklahoma	L	3-0
2-23	at #8 Oklahoma	L	6-3
Morning News Invitational (Fayetteville)			
2-25	Virginia	W	7-1
2-25	Virginia	W	5-0
2-26	Notre Dame	W	4-2
2-26	Notre Dame	W	2-0
2-27	Missouri	L	6-2
2-27	Missouri	W	5-1
3-8	at Missouri State	L	5-4
3-8	at Missouri State	L	10-2

3-17	at ALABAMA*	L	2-1
3-17	at ALABAMA*	W	11-6
3-18	at ALABAMA*	L	3-0
3-18	at ALABAMA*	L	8-6
3-25	#24 FLORIDA*	W	2-1
3-25	#24 FLORIDA*	W	8-7
3-29	Kansas	L	4-2 (8)
3-29	Kansas	W	5-2
3-31	#19 MISSISSIPPI STATE*	W	2-1
3-31	#19 MISSISSIPPI STATE*	L	1-0
4-1	#19 MISSISSIPPI STATE*	L	4-3
4-1	#19 MISSISSIPPI STATE*	L	4-0
4-4	Oklahoma City	W	2-1 (10)
4-4	Oklahoma City	W	5-0
4-7	AUBURN*	W	2-0
4-7	AUBURN*	W	6-2
4-8	AUBURN*	L	3-1
4-8	AUBURN*	W	4-2
4-12	Missouri State	L	1-0
4-12	Missouri State	W	5-0
4-14	at GEORGIA*	W	7-5
4-14	at GEORGIA*	W	4-0
4-15	at #19 SOUTH CAROLINA*	W	4-0
4-15	at #19 SOUTH CAROLINA*	W	4-3 (12)
4-21	at #7 LSU*	L	3-1
4-21	at #7 LSU*	L	7-0
4-22	at #7 LSU*	L	3-1
4-22	at #7 LSU*	L	9-0
4-28	TENNESSEE*	W	2-1
4-28	TENNESSEE*	W	5-3
4-30	KENTUCKY*	W	2-1
4-30	KENTUCKY*	W	2-1
5-3	at OLE MISS*	W	3-0
5-3	at OLE MISS*	W	2-0
5-4	at OLE MISS*	W	5-0
5-4	at OLE MISS*	W	7-3 (11)

**2001**

15-17 | H: 8-10 | A: 7-7 | N: 0-0

Date	Opponent	W/L	Score
2-20	#2 Oklahoma	L	2-0
2-20	#2 Oklahoma	L	3-2
2-25	Texas Tech	L	2-1
2-25	Texas Tech	W	1-0
3-10	#18 SOUTH CAROLINA*	L	2-1
3-10	#18 SOUTH CAROLINA*	L	1-0
3-14	at Missouri State	W	5-4
3-14	at Missouri State	W	5-0
3-17	at #4 ALABAMA*	L	1-0
3-17	at #4 ALABAMA*	L	4-0
3-22	at Georgia State	W	7-0
3-22	at Georgia State	L	3-2
3-24	at AUBURN*	W	6-0
3-24	at AUBURN*	W	5-2
3-28	at Kansas	L	3-1
3-28	at Kansas	W	3-0
3-31	FLORIDA*	L	2-1
3-31	FLORIDA*	L	1-0
4-3	LSU*	L	3-0
4-3	LSU*	W	3-2
4-7	GEORGIA*	L	3-1
4-7	GEORGIA*	W	6-1
4-14	at TENNESSEE*	L	4-2
4-14	at TENNESSEE*	W	3-0
4-18	OLE MISS*	W	2-1 (8)
4-18	OLE MISS*	W	2-0
4-24	Oklahoma City	W	2-0
4-24	Oklahoma City	W	2-1
4-28	at MISSISSIPPI STATE*	L	2-1 (8)
4-28	at MISSISSIPPI STATE*	L	1-0
5-5	KENTUCKY*	L	3-1
5-5	KENTUCKY*	W	4-0



**Doubleheader Results**

**2002**  
20-15-1 | H: 10-7-1 | A: 9-7 | N: 1-1

Date	Opponent	W/L	Score
2-3	at Bethune-Cookman	W	4-3 (8)
2-3	at Bethune-Cookman	W	2-1
2-3	vs UCF	L	6-5
2-3	vs UCF	W	2-1
2-23	Oregon	W	5-1
2-23	Oregon	L	3-0
3-9	at #24 SOUTH CAROLINA*	L	4-1
3-9	at #24 SOUTH CAROLINA*	W	5-2
3-11	at Coastal Carolina	W	7-1
3-11	at Coastal Carolina	W	2-1
3-16	#17 ALABAMA*	W	2-0
3-16	#17 ALABAMA*	L	5-4
3-21	at Southern Miss	W	2-1
3-21	at Southern Miss	W	3-2
3-23	AUBURN*	W	6-3
3-23	AUBURN*	W	4-0
3-27	Kansas	L	2-1
3-27	Kansas	L	3-0
3-30	at FLORIDA*	L	4-1
3-30	at FLORIDA*	L	2-1
4-2	#5 LSU*	L	3-0
4-2	#5 LSU*	L	4-0
4-6	at #23 GEORGIA*	L	3-2
4-6	at #23 GEORGIA*	L	4-3
4-13	TENNESSEE*	W	6-0
4-13	TENNESSEE*	L	8-2
4-17	at OLE MISS*	W	1-0
4-17	at OLE MISS*	L	3-2
4-23	Oklahoma City	W	2-1 (8)
4-23	Oklahoma City	T	0-0
4-24	Missouri State	W	4-0
4-24	Missouri State	W	4-3 (10)
4-27	MISSISSIPPI STATE*	W	1-0
4-27	MISSISSIPPI STATE*	W	7-6
5-3	at KENTUCKY*	L	4-0
5-3	at KENTUCKY*	W	7-2

**2003**  
14-20 | H: 6-10 | A: 2-10 | N: 2-0

Date	Opponent	W/L	Score
2-22	Akron	W	4-3
2-22	Akron	W	8-4
Desert Classic (St. George, Utah)			
2-28	vs Utah State	W	7-0
2-28	vs Utah State	W	9-0
3-8	at #20 ALABAMA*	L	7-1
3-8	at #20 ALABAMA*	L	4-3
3-12	OLE MISS*	L	3-2
3-12	OLE MISS*	W	4-1
3-16	at AUBURN*	L	2-0
3-16	at AUBURN*	L	3-2
3-18	at Georgia Tech	L	3-2
3-18	at Georgia Tech	W	3-2
3-22	FLORIDA*	L	2-1 (8)
3-22	FLORIDA*	W	2-1
3-25	#14 SOUTH CAROLINA*	L	5-2
3-25	#14 SOUTH CAROLINA*	L	6-1
3-29	#9 GEORGIA*	L	6-1
3-29	#9 GEORGIA*	L	11-0
4-1	Southern Miss	W	2-1 (9)
4-1	Southern Miss	L	7-6
4-3	at Tennessee Tech	W	2-1 (8)
4-3	at Tennessee Tech	W	7-1
4-5	at TENNESSEE*	L	1-0
4-5	at TENNESSEE*	L	9-2
4-16	at Kansas	W	5-1
4-16	at Kansas	L	1-0
4-18	at MISSISSIPPI STATE*	W	5-1
4-18	at MISSISSIPPI STATE*	L	3-2
4-22	at #11 LSU*	L	10-1
4-22	at #11 LSU*	W	6-5
4-26	KENTUCKY*	W	2-1
4-26	KENTUCKY*	L	4-0
4-29	Missouri State	L	7-0
4-29	Missouri State	L	5-4

**2004**  
6-24 | H: 4-10 | A: 2-14 | N: 0-0

Date	Opponent	W/L	Score
2-28	Mississippi Valley State	W	4-0
2-28	Mississippi Valley State	L	8-4
3-6	#8 ALABAMA*	L	8-3
3-6	#8 ALABAMA*	L	4-2
3-14	AUBURN*	L	9-0
3-14	AUBURN*	L	3-0
3-16	at #15 SOUTH CAROLINA*	L	6-1
3-16	at #15 SOUTH CAROLINA*	L	2-1 (8)
3-20	at #17 FLORIDA*	L	3-1
3-20	at #17 FLORIDA*	L	7-2
3-24	Missouri State	W	6-5 (10)
3-24	Missouri State	W	2-0
3-25	Oklahoma City	L	1-0
3-25	Oklahoma City	L	5-1
3-27	at #5 GEORGIA*	L	8-0
3-27	at #5 GEORGIA*	L	5-2
4-3	#12 TENNESSEE*	L	7-3
4-3	#12 TENNESSEE*	W	6-3
4-6	#4 LSU*	L	7-0
4-6	#4 LSU*	L	8-0
4-14	at OLE MISS*	L	2-0
4-14	at OLE MISS*	W	1-0 (9)
4-17	MISSISSIPPI STATE*	L	2-0
4-17	MISSISSIPPI STATE*	L	8-0
4-21	Kansas	L	5-4 (10)
4-21	Kansas	L	1-0
4-24	KENTUCKY*	W	1-0 (8)
4-24	KENTUCKY*	L	8-5
4-29	at Wichita State	L	1-0
4-29	at Wichita State	L	3-0

**2005**  
7-27 | H: 6-12 | A: 1-15 | N: 0-0

Date	Opponent	W/L	Score
3-2	at #12 Oklahoma	L	12-0
3-2	at #12 Oklahoma	L	8-0
3-8	SOUTH CAROLINA*	L	6-1
3-8	SOUTH CAROLINA*	L	3-0
3-12	at AUBURN*	L	4-0
3-12	at AUBURN*	L	10-1
3-16	Stephen F. Austin	L	9-5
3-16	Stephen F. Austin	L	7-6
3-19	#16 FLORIDA*	L	2-1 (8)
3-19	#16 FLORIDA*	L	9-0
3-23	Centenary	W	3-1
3-23	Centenary	W	6-5
3-25	#13 GEORGIA*	L	1-0
3-25	#13 GEORGIA*	L	10-0
4-3	at #4 TENNESSEE*	L	6-0
4-3	at #4 TENNESSEE*	L	2-1
4-6	LSU*	W	5-3
4-6	LSU*	L	8-3
4-13	at Missouri State	L	5-3
4-13	at Missouri State	W	4-0
4-16	at MISSISSIPPI STATE*	L	5-4
4-16	at MISSISSIPPI STATE*	L	1-0
4-19	Oklahoma City	L	1-0
4-19	Oklahoma City	W	7-4
4-23	KENTUCKY*	W	10-2
4-23	KENTUCKY*	W	4-0
4-26	at Kansas	L	7-2
4-26	at Kansas	L	6-5
5-3	OLE MISS*	L	2-1
5-3	OLE MISS*	L	4-1
5-7	at #9 ALABAMA*	L	4-0
5-7	at #9 ALABAMA*	L	8-1

**2006**  
17-19 | H: 13-13 | A: 2-6 | N: 2-0

Date	Opponent	W/L	Score
3-3	Jacksonville State	W	2-1 (11)
3-3	Jacksonville State	W	6-2
3-4	Northwestern State	W	7-0
3-4	Northwestern State	W	3-1 (8)
3-5	Centenary	W	3-0
3-5	Centenary	W	1-0
3-11	at #12 GEORGIA*	L	6-1
3-11	at #12 GEORGIA*	L	6-3
3-16	Oklahoma City	L	7-6

3-16	Oklahoma City	W	7-0 (1)
3-18	#22 MISSISSIPPI STATE*	L	5-0
3-18	#22 MISSISSIPPI STATE*	L	5-2
3-21	at OLE MISS*	L	2-1
3-21	at OLE MISS*	W	4-3
3-25	at FLORIDA*	L	9-8
3-25	at FLORIDA*	W	5-1
4-1	#5 TENNESSEE*	L	5-0
4-1	#5 TENNESSEE*	L	8-1
4-5	Kansas	L	2-1
4-5	Kansas	L	1-0
4-9	at SOUTH CAROLINA*	L	3-0
4-9	at SOUTH CAROLINA*	L	1-0
4-11	Missouri State	W	5-1
4-11	Missouri State	W	1-0
4-15	at KENTUCKY*	W	2-1
4-15	at KENTUCKY*	W	2-0
4-19	vs ULM (Sherwood, Ark.)	W	3-2
4-19	vs ULM (Sherwood, Ark.)	W	4-3
4-22	#18 AUBURN*	L	5-4
4-22	#18 AUBURN*	W	2-0
4-26	#11 LSU*	L	4-3
4-26	#11 LSU*	W	3-2 (9)
5-1	#23 Oklahoma	L	5-4
5-1	#23 Oklahoma	L	5-0
5-5	#4 ALABAMA*	L	7-2
5-5	#4 ALABAMA*	L	7-0

**2007**  
8-20 | H: 3-9 | A: 3-11 | N: 2-0

Date	Opponent	W/L	Score
2-28	at #6 Oklahoma	L	14-0 (5)
2-28	at #6 Oklahoma	L	10-2 (5)
3-10	SOUTH CAROLINA*	L	1-0
3-10	SOUTH CAROLINA*	W	7-0
3-14	Western Illinois	L	3-1
3-14	Western Illinois	L	2-1
3-21	at #2 ALABAMA*	L	9-0 (5)
3-21	at #2 ALABAMA*	L	5-2
3-24	at #1 TENNESSEE*	L	4-0
3-24	at #1 TENNESSEE*	L	1-0
3-27	AUBURN*	L	3-1
3-27	AUBURN*	L	2-1
3-31	KENTUCKY*	W	14-8
3-31	KENTUCKY*	W	5-2
4-3	at Kansas	L	4-2
4-3	at Kansas	W	6-1
4-6	at #23 FLORIDA*	L	4-0
4-6	at #23 FLORIDA*	L	5-0
4-14	at OLE MISS*	W	7-0
4-14	at OLE MISS*	L	1-0
4-18	Louisiana Tech (Sherwood, Ark.)	W	1-0
4-18	Louisiana Tech (Sherwood, Ark.)	W	5-4
4-21	#6 LSU*	L	5-0
4-21	#6 LSU*	L	7-0
4-28	GEORGIA*	L	5-0
4-28	GEORGIA*	L	7-2
5-4	at MISSISSIPPI STATE*	L	3-1
5-4	at MISSISSIPPI STATE*	W	11-8

**2008**  
19-17 | H: 10-12 | A: 4-4 | N: 5-1

Date	Opponent	W/L	Score
Century Bank Classic (Texarkana, Ark.)			
2-8	vs UAB	W	6-5 (8)
2-8	vs UAB	L	4-2
2-9	vs Oklahoma State	W	4-3
2-9	vs Oklahoma State	W	3-2 (9)
2-10	vs Centenary	W	13-1 (6)
2-10	vs Centenary	W	9-1 (5)
3-8	at SOUTH CAROLINA*	L	5-4
3-8	at SOUTH CAROLINA*	W	3-2
3-12	Indiana State	W	12-2 (5)
3-12	Indiana State	W	4-1
3-14	#4 FLORIDA*	L	1-0
3-14	#4 FLORIDA*	L	3-1
3-18	at AUBURN*	L	9-6
3-18	at AUBURN*	L	5-3
3-21	#8 TENNESSEE*	W	5-2
3-21	#8 TENNESSEE*	L	11-2
3-29	at #15 GEORGIA*	L	3-1
3-29	at #15 GEORGIA*	L	13-1
4-2	ULM	W	3-0

## Doubleheader Results

4-2	ULM	W	6-0
4-5	Texas A&M-Corpus Christi	W	8-1
4-5	Texas A&M-Corpus Christi	W	5-1
4-7	#11 Oklahoma	W	3-2
4-7	#11 Oklahoma	L	3-2 (8)
4-12	at KENTUCKY*	W	6-5 (9)
4-12	at KENTUCKY*	W	3-0
4-17	#1 ALABAMA*	L	4-0
4-17	#1 ALABAMA*	L	3-0
4-19	OLE MISS*	W	3-2
4-19	OLE MISS*	L	8-0 (5)
4-26	#15 LSU*	L	4-0
4-26	#15 LSU*	L	8-6 (8)
4-29	at Missouri State	L	5-2
4-29	at Missouri State	W	9-1 (5)
5-3	#23 MISSISSIPPI STATE*	W	3-1
5-3	#23 MISSISSIPPI STATE*	L	9-1

### 2009

9-11 | H: 7-3 | A: 2-8 | N: 0-0

Date	Opponent	W/L	Score
3-11	SOUTH CAROLINA*	W	4-0
3-11	SOUTH CAROLINA*	W	7-0
3-17	at MISSISSIPPI STATE*	W	8-3
3-17	at MISSISSIPPI STATE*	W	5-1
3-21	KENTUCKY*	L	11-4
3-21	KENTUCKY*	W	8-5
3-28	at OLE MISS*	L	5-4
3-28	at OLE MISS*	L	3-2
4-4	AUBURN*	L	4-3
4-4	AUBURN*	W	4-2
4-10	LSU*	W	8-7
4-10	LSU*	L	10-4
4-18	at #6 ALABAMA*	L	9-1
4-18	at #6 ALABAMA*	L	7-1
4-25	at #1 FLORIDA*	L	11-0
4-25	at #1 FLORIDA*	L	11-0
4-29	Kansas City	W	7-1
4-29	Kansas City	W	16-1
5-3	#9 GEORGIA*	L	8-0
5-3	#9 GEORGIA*	L	8-2

### 2010

9-13 | H: 4-6 | A: 5-7 | N: 0-0

Date	Opponent	W/L	Score
3-17	at SOUTH CAROLINA*	W	8-5
3-17	at SOUTH CAROLINA*	W	3-2
3-20	at KENTUCKY*	L	5-0
3-20	at KENTUCKY*	L	4-1
3-27	MISSISSIPPI STATE*	W	7-2
3-27	MISSISSIPPI STATE*	W	11-6
3-31	at Tulsa	L	13-2 (5)
3-31	at Tulsa	W	3-1
4-2	at #8 GEORGIA*	W	3-2 (8)
4-2	at #8 GEORGIA*	W	10-5
4-10	#4 FLORIDA*	L	9-5
4-10	#4 FLORIDA*	L	12-3 (5)
4-14	#16 TENNESSEE*	L	3-1
4-14	#16 TENNESSEE*	L	5-3
4-17	at #15 LSU*	L	4-2
4-17	at #15 LSU*	L	3-2 (10)
4-24	#5 ALABAMA*	L	6-1
4-24	#5 ALABAMA*	L	16-8 (6)
5-1	OLE MISS*	W	5-0
5-1	OLE MISS*	W	9-0 (5)
5-8	at AUBURN*	L	4-3
5-8	at AUBURN*	L	3-2

### 2011

2-4 | H: 1-3 | A: 1-1 | N: 0-0

Date	Opponent	W/L	Score
3-16	#21 KENTUCKY*	L	4-0
3-16	#21 KENTUCKY*	L	7-2 (11)
3-23	at OLE MISS*	L	4-3
3-23	at OLE MISS*	W	7-6
4-16	SOUTH CAROLINA*	L	7-3
4-16	SOUTH CAROLINA*	W	2-1 (9)

### 2012

4-6 | H: 2-4 | A: 2-2 | N: 0-0

Date	Opponent	W/L	Score
3-7	OLE MISS*	L	13-0 (5)
3-7	OLE MISS*	L	7-6
4-6	MISSISSIPPI STATE*	L	2-1
4-6	MISSISSIPPI STATE*	L	7-2
4-11	at KENTUCKY*	L	9-7 (8)
4-11	at KENTUCKY*	W	7-3
4-14	UT-Martin	W	6-4
4-14	UT-Martin	W	4-2
5-5	at #11 GEORGIA*	L	3-2
5-5	at #11 GEORGIA*	W	2-1

### 2013

5-3 | H: 2-0 | A: 2-2 | N: 1-1

Date	Opponent	W/L	Score
2-13	at Jackson State	W	8-2
2-13	at Jackson State	W	8-0 (5)
Unconquered Invitational (Tallahassee, Fla.)			
2-16	vs Tulsa	L	3-1
2-16	vs Tulsa	W	14-3 (5)
3-22	at #3 FLORIDA*	L	8-0 (6)
3-22	at #3 FLORIDA*	L	5-2
3-30	GEORGIA*	W	5-3
3-30	GEORGIA*	W	8-1

### 2014

1-5 | H: 0-2 | A: 1-3 | N: 0-0

Date	Opponent	W/L	Score
3-25	at Jackson State	W	7-4
3-25	at Jackson State	L	3-1
3-29	#17 TEXAS A&M*	L	8-7
3-29	#17 TEXAS A&M*	L	9-8
4-5	at #4 ALABAMA*	L	12-1 (5)
4-5	at #4 ALABAMA*	L	4-3

### 2015

1-3 | H: 1-1 | A: 0-2 | N: 0-0

Date	Opponent	W/L	Score
3-21	at #8 GEORGIA*	L	12-4 (6)
3-21	at #8 GEORGIA*	L	9-1 (5)
4-29	Southeast Missouri	W	13-5 (5)
4-29	Southeast Missouri	L	4-3 (8)

### 2016

2-2 | H: 0-0 | A: 2-2 | N: 0-0

Date	Opponent	W/L	Score
3-12	at #16 TENNESSEE*	L	10-2 (5)
3-12	at #16 TENNESSEE*	L	3-1
4-6	at Southeast Missouri	W	7-4
4-6	at Southeast Missouri	W	4-3

### 2017

3-5 | H: 2-0 | A: 1-5 | N: 0-0

Date	Opponent	W/L	Score
3-7	Kansas City	W	10-0 (5)
3-7	Kansas City	W	13-1 (5)
3-12	at #9 ALABAMA*	L	4-3 (9)
3-12	at #9 ALABAMA*	L	5-0
3-25	at #17 KENTUCKY*	L	7-5
3-25	at #17 KENTUCKY*	L	2-0
4-29	at Notre Dame	W	13-2 (5)
4-29	at Notre Dame	L	6-5

### 2018

6-4 | H: 2-0 | A: 4-2 | N: 0-0

Date	Opponent	W/L	Score
3-12	at #11 GEORGIA*	L	1-0
3-12	at #11 GEORGIA*	L	5-4
3-20	UT Arlington	W	6-0
3-20	UT Arlington	W	10-6
4-8	at #11 SOUTH CAROLINA*	W	4-0
4-8	at #11 SOUTH CAROLINA*	L	6-2
4-10	at Saint Louis	W	7-0
4-10	at Saint Louis	W	5-0
4-21	at #11 AUBURN*	W	4-2

4-21	at #11 AUBURN*	L	4-2
------	----------------	---	-----

### 2019

8-2 | H: 7-1 | A: 1-1 | N: 0-0

Date	Opponent	W/L	Score
2-21	Southeast Missouri	W	7-1
2-21	Southeast Missouri	L	6-1
3-2	Boston U	W	4-2
3-2	Boston U	W	12-7
3-26	at UT Arlington	W	4-1
3-26	at UT Arlington	L	7-4
4-10	Wichita State	W	9-1 (6)
4-10	Wichita State	W	4-3
4-14	Furman	W	11-0 (5)
4-14	Furman	W	9-1 (5)

### 2020

2-0 | H: 2-0 | A: 0-0 | N: 0-0

Date	Opponent	W/L	Score
3-10	Kansas	W	3-2
3-10	Kansas	W	1-0

### 2021

6-0 | H: 4-0 | A: 2-0 | N: 0-0

Date	Opponent	W/L	Score
2-22	at UT Arlington	W	10-6
2-22	at UT Arlington	W	4-3
Razorback Invitational (Fayetteville, Ark.)			
2-25	North Dakota State	W	9-0 (6)
2-25	North Dakota State	W	5-0
Woo Pig Classic (Fayetteville, Ark.)			
3-4	Drake	W	6-3
3-4	Drake	W	6-4

### 2022

2-0 | H: 2-0 | A: 0-0 | N: 0-0

Date	Opponent	W/L	Score
4-12	SEMO	W	9-1 (5)
4-12	SEMO	W	14-0 (5)

### 2023

3-1 | H: 2-1 | A: 2-0 | N: 0-0

Date	Opponent	W/L	Score
Razorback Invitational (Fayetteville, Ark.)			
2-23	#19 Arizona	W	3-2
2-23	#19 Arizona	L	5-2
4-22	at #20 KENTUCKY*	W	8-1
4-22	at #20 KENTUCKY*	W	14-6 (5)

### 2024

3-1 | H: 1-1 | A: 2-0 | N: 0-0

Date	Opponent	W/L	Score
3-16	at Auburn*	W	6-1
3-16	at Auburn*	W	5-1
5-3	Ole Miss*	L	6-0
5-3	Ole Miss*	W	12-2 (5)

Results vs. Ranked Opponents (NFCA Poll)

**Overall Record**  
119-349

**Neutral Site Record**  
13-43

**Most Wins in a Season**  
15 (15-6, 2022)

**vs. No. 1**  
2-14

**Longest Game**  
12 inn. (vs. South Carolina, 2000)

**Home Record**  
62-149

**Longest Winning Streak**  
12 (1999)

**Most Losses in a Season**  
19 (2-19, 2011)

**vs. Top 5**  
14-104

**Shortest Game**  
5 inn. (49 Times)

**Away Record**  
42-152

**Longest Losing Streak**  
10 (2005)

**Highest Ranked Win**  
No. 1 (Twice)

**vs. Top 10**  
30-188

**No. 1 Wins**  
UCLA (2011), Cal (2012)

**1997**

0-4 | H: 0-0 | A: 0-4 | N: 0-0

Date	Opponent	W/L	Score
3-17	at #2 Fresno State	L	8-0
3-17	at #2 Fresno State	L	8-0
3-18	at #19 Pacific	L	2-1
3-17	at #19 Pacific	L	6-2

**1998**

0-6 | H: 0-0 | A: 0-4 | N: 0-2

Date	Opponent	W/L	Score
3-19	vs #15 California	L	7-0
3-20	vs #7 Hawai'i	L	3-0
4-17	at #11 LSU*	L	1-0
4-17	at #11 LSU*	L	1-0
4-19	at #11 LSU*	L	3-2
4-19	at #11 LSU*	L	8-0

**1999**

2-4 | H: 2-0 | A: 0-0 | N: 0-4

Date	Opponent	W/L	Score
2-26	vs #12 Oregon State	L	10-1
3-12	vs #6 Arizona State	L	5-0
4-16	#11 SOUTH CAROLINA*	W	1-0
4-16	#11 SOUTH CAROLINA*	W	1-0
5-14	vs #7 LSU	L	10-0
5-16	vs #7 LSU	L	4-3 (10)

**2000**

7-17 | H: 5-3 | A: 0-6 | N: 2-8

Date	Opponent	W/L	Score
2-11	vs #5 Southern Miss.	L	7-0
2-13	vs #8 Oklahoma	L	5-3
2-18	vs #3 Fresno State	L	1-0
2-18	vs #15 Long Beach St.	L	2-1
2-19	vs #21 Stanford	L	8-2
2-23	at #8 Oklahoma	L	3-0
2-23	at #8 Oklahoma	L	6-3
3-25	#24 FLORIDA*	W	2-1
3-25	#24 FLORIDA*	W	8-7
3-31	#19 MISSISSIPPI STATE*	W	2-1
3-31	#19 MISSISSIPPI STATE*	L	1-0
4-1	#19 MISSISSIPPI STATE*	L	4-3
4-1	#19 MISSISSIPPI STATE*	L	4-0
4-15	at #19 SOUTH CAROLINA*	W	4-0
4-15	at #19 SOUTH CAROLINA*	W	4-3 (12)
4-21	at #7 LSU*	L	3-1
4-21	at #7 LSU*	L	7-0
4-22	at #7 LSU*	L	3-1
4-22	at #7 LSU*	L	9-0
5-11	vs #22 Mississippi State	W	2-1
5-12	vs #7 LSU	L	2-0
5-13	vs #25 South Carolina	W	3-1
5-14	vs #25 South Carolina	L	2-1
5-19	vs #13 Oregon State	L	4-1

**2001**

2-11 | H: 2-5 | A: 0-3 | N: 0-3

Date	Opponent	W/L	Score
2-10	vs #2 Oklahoma	L	8-1
2-20	#2 Oklahoma	L	2-0
2-20	#2 Oklahoma	L	3-2
2-24	#14 Notre Dame	L	4-3
2-25	#14 Notre Dame	W	2-0
3-10	#18 SOUTH CAROLINA*	L	2-1
3-10	#18 SOUTH CAROLINA*	L	1-0
3-11	#18 SOUTH CAROLINA*	W	4-0
3-17	at #4 ALABAMA*	L	1-0

3-17	at #4 ALABAMA*	L	4-0
3-18	at #4 ALABAMA*	L	3-0
5-10	vs #7 Alabama	L	2-0
5-12	vs #22 South Carolina	L	1-0 (9)

**2002**

2-13 | H: 1-5 | A: 1-5 | N: 0-3

Date	Opponent	W/L	Score
3-9	at #24 SOUTH CAROLINA*	L	4-1
3-9	at #24 SOUTH CAROLINA*	W	5-2
3-10	at #24 SOUTH CAROLINA*	L	4-0
3-16	#17 ALABAMA*	W	2-0
3-16	#17 ALABAMA*	L	5-4
3-17	#17 ALABAMA*	L	4-1
4-2	#5 LSU*	L	3-0
4-2	#5 LSU*	L	4-0
4-3	#5 LSU*	L	5-0
4-6	at #23 GEORGIA*	L	3-2
4-6	at #23 GEORGIA*	L	4-3
4-7	at #23 GEORGIA*	L	3-1
5-9	vs #18 Alabama	L	2-1
5-16	vs #23 Texas A&M	L	6-2
5-17	vs #8 Texas	L	6-2

**2003**

1-13 | H: 0-6 | A: 1-6 | N: 0-1

Date	Opponent	W/L	Score
2-14	vs #6 Washington	L	12-3
2-16	at #2 Arizona	L	9-1
3-8	at #20 ALABAMA*	L	7-1
3-8	at #20 ALABAMA*	L	4-3
3-9	at #20 ALABAMA*	L	5-0
3-25	#14 SOUTH CAROLINA*	L	5-2
3-25	#14 SOUTH CAROLINA*	L	6-1
3-26	#14 SOUTH CAROLINA*	L	5-1
3-29	#9 GEORGIA*	L	6-1
3-29	#9 GEORGIA*	L	11-0
3-30	#9 GEORGIA*	L	4-0
4-22	at #11 LSU*	L	10-1
4-22	at #11 LSU*	W	6-5
4-23	at #11 LSU*	L	8-0

**2004**

2-16 | H: 1-8 | A: 1-8 | N: 0-0

Date	Opponent	W/L	Score
3-6	#8 ALABAMA*	L	8-3
3-6	#8 ALABAMA*	L	4-2
3-7	#8 ALABAMA*	L	7-1
3-16	at #15 SOUTH CAROLINA*	L	6-1
3-16	at #15 SOUTH CAROLINA*	L	2-1 (8)
3-17	at #15 SOUTH CAROLINA*	L	6-5
3-20	at #17 FLORIDA*	L	3-1
3-20	at #17 FLORIDA*	L	7-2
3-21	at #17 FLORIDA*	W	5-4 (11)
3-27	at #5 GEORGIA*	L	8-0
3-27	at #5 GEORGIA*	L	5-2
3-28	at #5 GEORGIA*	L	2-1
4-3	#12 TENNESSEE*	L	7-3
4-3	#12 TENNESSEE*	W	6-3
4-4	#12 TENNESSEE*	L	6-0
4-6	#4 LSU*	L	7-0
4-6	#4 LSU*	L	8-0
4-7	#4 LSU*	L	10-1

**2005**

0-13 | H: 0-6 | A: 0-7 | N: 0-0

Date	Opponent	W/L	Score
3-2	at #12 Oklahoma	L	12-0
3-2	at #12 Oklahoma	L	8-0
3-19	#16 FLORIDA*	L	2-1 (8)
3-19	#16 FLORIDA*	L	9-0
3-20	#16 FLORIDA*	L	8-0
3-25	#13 GEORGIA*	L	1-0
3-25	#13 GEORGIA*	L	10-0
3-26	#13 GEORGIA*	L	10-4
4-3	at #4 TENNESSEE*	L	6-0
4-3	at #4 TENNESSEE*	L	2-1
5-6	at #9 ALABAMA*	L	4-0
5-7	at #9 ALABAMA*	L	4-0
5-7	at #9 ALABAMA*	L	8-1

**2006**

6-18 | H: 4-12 | A: 1-3 | N: 1-3

Date	Opponent	W/L	Score
2-10	vs #10 Georgia	L	7-6 (9)
2-11	vs #24 Iowa	W	1-0
2-12	vs #24 Iowa	L	5-1
3-11	at #12 GEORGIA*	L	6-1
3-11	at #12 GEORGIA*	L	6-3
3-12	at #12 GEORGIA*	W	1-0
3-18	#22 MISSISSIPPI STATE*	L	5-0
3-18	#22 MISSISSIPPI STATE*	L	5-2
3-19	#22 MISSISSIPPI STATE*	W	4-2
4-1	#5 TENNESSEE*	L	5-0
4-1	#5 TENNESSEE*	L	8-1
4-2	#5 TENNESSEE*	L	6-0
4-22	#18 AUBURN*	L	5-4
4-22	#18 AUBURN*	W	2-0
4-23	#18 AUBURN*	L	2-1
4-25	#11 LSU*	W	3-2
4-26	#11 LSU*	L	4-3
4-26	#11 LSU*	W	3-2 (9)
5-1	#23 Oklahoma	L	5-4
5-1	#23 Oklahoma	L	5-0
5-5	#4 ALABAMA*	L	7-2
5-5	#4 ALABAMA*	L	7-0
5-6	#4 ALABAMA*	L	9-2
5-11	at #8 Georgia	L	2-0

**2007**

2-15 | H: 0-4 | A: 2-11 | N: 0-0

Date	Opponent	W/L	Score
2-9	at #22 USF	W	6-5
2-10	at #22 USF	L	2-1
2-11	Virginia	L	4-1
2-16	at #3 Texas A&M	L	4-1
2-17	at #3 Texas A&M	L	11-0 (5)
2-28	at #6 Oklahoma	L	14-0 (5)
2-28	at #6 Oklahoma	L	10-2 (5)
3-21	at #2 ALABAMA*	L	9-0 (5)
3-21	at #2 ALABAMA*	L	5-2
3-24	at #1 TENNESSEE*	L	4-0
3-24	at #1 TENNESSEE*	L	1-0
3-25	at #1 TENNESSEE*	L	5-0
4-6	at #23 FLORIDA*	L	4-0
4-6	at #23 FLORIDA*	L	5-0
4-7	at #23 FLORIDA*	W	1-0
4-21	#6 LSU*	L	5-0
4-21	#6 LSU*	L	7-0
4-22	#6 LSU*	L	3-1

Results vs. Ranked Opponents (NFCA Poll)

2008

4-17 | H: 4-12 | A: 0-5 | N: 0-0

Date	Opponent	W/L	Score
3-1	at #2 Arizona State	L	6-5 (8)
3-14	#4 FLORIDA*	L	1-0
3-14	#4 FLORIDA*	L	3-1
3-15	#4 FLORIDA*	L	7-2
3-21	#8 TENNESSEE*	W	5-2
3-21	#8 TENNESSEE*	L	11-2
3-22	#8 TENNESSEE*	L	4-2
3-29	at #15 GEORGIA*	L	3-1
3-29	at #15 GEORGIA*	L	13-1
3-30	at #15 GEORGIA*	L	3-1
4-7	#11 Oklahoma	W	3-2
4-7	#11 Oklahoma	L	3-2 (8)
4-17	#1 ALABAMA*	L	4-0
4-17	#1 ALABAMA*	L	3-0
4-26	#15 LSU*	L	4-0
4-26	#15 LSU*	L	8-6 (8)
4-27	#15 LSU*	L	4-0
5-3	#23 MISSISSIPPI STATE*	W	3-1
5-3	#23 MISSISSIPPI STATE*	L	9-1
5-4	#23 MISSISSIPPI STATE*	W	7-6
5-17	at #7 Oklahoma	L	6-5 (11)

2009

1-11 | H: 0-4 | A: 1-7 | N: 0-0

Date	Opponent	W/L	Score
3-25	#9 TENNESSEE*	L	9-0
4-8	at #13 Oklahoma	W	11-9
4-18	at #6 ALABAMA*	L	9-1
4-18	at #6 ALABAMA*	L	7-1
4-19	at #6 ALABAMA*	L	9-0
4-25	at #1 FLORIDA*	L	11-0
4-25	at #1 FLORIDA*	L	11-0
4-26	at #1 FLORIDA*	L	6-0
5-3	#9 GEORGIA*	L	8-0
5-3	#9 GEORGIA*	L	8-2
5-7	#5 Alabama	L	6-0
5-16	at #10 Oklahoma	L	21-2

2010

2-16 | H: 0-12 | A: 2-4 | N: 0-0

Date	Opponent	W/L	Score
2-27	vs #8 Georgia Tech	L	11-2 (5)
3-5	#19 Louisiana	L	5-2
3-24	#9 Oklahoma	L	6-1
4-2	at #8 GEORGIA*	W	3-2 (8)
4-2	at #8 GEORGIA*	W	10-5
4-3	at #8 GEORGIA*	L	4-0
4-10	#4 FLORIDA*	L	9-5
4-10	#4 FLORIDA*	L	12-3 (5)
4-11	#4 FLORIDA*	L	6-1
4-14	#16 TENNESSEE*	L	3-1
4-14	#16 TENNESSEE*	L	5-3
4-17	at #15 LSU*	L	4-2
4-17	at #15 LSU*	L	3-2 (10)
4-18	at #15 LSU*	L	3-2
4-24	#5 ALABAMA*	L	6-1
4-24	#5 ALABAMA*	L	16-8 (6)
4-25	#5 ALABAMA*	L	8-6
5-13	#5 Alabama	L	9-0 (5)

2011

2-19 | H: 1-5 | A: 0-11 | N: 1-3

Date	Opponent	W/L	Score
2-12	at #17 Louisiana	L	14-1
2-18	vs #1 UCLA	W	4-3
2-19	vs #14 Oregon	L	8-7 (8)
3-5	vs #5 Michigan	L	8-0 (5)
3-9	at #14 Missouri	L	12-0 (5)
3-11	#24 AUBURN*	L	5-1
3-12	#24 AUBURN*	L	9-1 (6)
3-13	#24 AUBURN*	L	2-0
3-16	#21 KENTUCKY*	L	4-0
3-16	#21 KENTUCKY*	L	7-2 (11)
3-25	at #1 ALABAMA*	L	10-1 (5)
3-26	at #1 ALABAMA*	L	12-3 (5)

3-27	at #1 ALABAMA*	L	9-0 (5)
3-30	at #19 Oklahoma State	L	1-0 (8)
4-8	at #10 FLORIDA*	L	4-0
4-9	at #10 FLORIDA*	L	8-1
4-10	at #10 FLORIDA*	L	8-0 (5)
4-23	#3 GEORGIA*	W	2-1
4-29	at #6 TENNESSEE*	L	11-1
4-30	at #6 TENNESSEE*	L	8-0 (5)
5-1	at #6 TENNESSEE*	L	9-1 (5)

2012

5-12 | H: 3-10 | A: 2-2 | N: 0-0

Date	Opponent	W/L	Score
2-11	at #7 Baylor	W	5-1
3-14	#12 Missouri	L	4-0
3-16	#11 TENNESSEE*	L	8-0
3-17	#11 TENNESSEE*	W	4-1
3-18	#11 TENNESSEE*	L	2-0
3-23	#4 FLORIDA*	L	6-0
3-24	#4 FLORIDA*	L	3-2
3-25	#4 FLORIDA*	L	5-0
4-27	#4 ALABAMA*	L	13-6
4-28	#4 ALABAMA*	W	8-1
4-29	#4 ALABAMA*	L	5-1
5-5	at #11 GEORGIA*	L	3-2
5-5	at #11 GEORGIA*	W	2-1
5-6	at #11 GEORGIA*	L	7-1
5-19	#1 California	W	3-2
5-20	#1 California	L	10-2 (6)
5-21	#1 California	L	7-0

2013

4-15 | H: 1-2 | A: 3-7 | N: 0-3

Date	Opponent	W/L	Score
2-15	vs #25 Hofstra	L	8-1
2-15	at #21 Florida State	L	9-1 (5)
2-17	vs #25 Hofstra	L	6-4 (6)
3-15	at #5 TEXAS A&M*	L	3-1
3-16	at #5 TEXAS A&M*	L	7-3
3-17	at #5 TEXAS A&M*	L	9-1 (5)
3-22	at #3 FLORIDA*	L	8-0 (6)
3-22	at #3 FLORIDA*	L	5-2
3-23	at #3 FLORIDA*	L	1-0
4-5	#13 LSU*	L	8-2
4-6	#13 LSU*	W	4-3
4-7	#13 LSU*	L	5-4
4-12	at #8 MISSOURI*	L	9-0 (5)
4-13	at #8 MISSOURI*	W	4-1 (11)
4-14	at #8 MISSOURI*	W	11-10 (8)
4-26	at #2 TENNESSEE*	W	2-1
5-9	vs #8 Missouri	L	0-8 (5)
5-18	at #1 Oklahoma	L	5-10
5-19	at #1 Oklahoma	L	1-14 (5)

2014

2-18 | H: 1-10 | A: 1-4 | N: 0-2

Date	Opponent	W/L	Score
2-8	vs #3 Washington	L	6-1
2-9	vs #16 Baylor	L	5-0
3-12	at #20 Tulsa	L	6-1
3-14	#2 TENNESSEE*	L	9-2
3-15	#2 TENNESSEE*	W	5-4
3-15	#2 TENNESSEE*	L	8-0 (6)
3-29	#17 TEXAS A&M*	L	8-7
3-29	#17 TEXAS A&M*	L	9-8
3-30	#17 TEXAS A&M*	L	11-7 (8)
4-4	at #4 ALABAMA*	L	8-0 (6)
4-5	at #4 ALABAMA*	L	12-1 (5)
4-5	at #4 ALABAMA*	L	4-3
4-9	#15 Tulsa	L	4-1
4-18	at #8 KENTUCKY*	L	4-3
4-19	at #8 KENTUCKY*	L	7-5
4-20	at #8 KENTUCKY*	W	8-0 (6)
4-30	#12 Oklahoma	L	10-2 (5)
5-2	#7 FLORIDA*	L	8-3
5-3	#7 FLORIDA*	L	11-0
5-4	#7 FLORIDA*	L	5-1

2015

0-16 | H: 0-6 | A: 0-10 | N: 0-0

Date	Opponent	W/L	Score
3-6	at #5 LSU*	L	10-0 (5)
3-7	at #5 LSU*	L	6-0
3-8	at #5 LSU*	L	7-1
3-20	at #8 GEORGIA*	L	10-0 (5)
3-21	at #8 GEORGIA*	L	12-4 (6)
3-21	at #8 GEORGIA*	L	9-1 (5)
4-8	at #5 Oklahoma	L	10-1 (5)
4-17	#20 MISSOURI*	L	9-0 (5)
4-18	#20 MISSOURI*	L	11-1 (5)
4-19	#20 MISSOURI*	L	10-0 (6)
4-24	at #8 AUBURN*	L	9-1 (6)
4-25	at #8 AUBURN*	L	9-1 (5)
4-26	at #8 AUBURN*	L	10-2 (5)
5-1	#4 ALABAMA*	L	9-1
5-2	#4 ALABAMA*	L	14-2
5-3	#4 ALABAMA*	L	1-0

2016

1-19 | H: 0-10 | A: 0-9 | N: 1-0

Date	Opponent	W/L	Score
3-11	at #16 TENNESSEE*	L	18-4 (5)
3-12	at #16 TENNESSEE*	L	10-2 (5)
3-12	at #16 TENNESSEE*	L	3-1
3-19	vs #23 Nebraska	W	11-10
3-25	#15 KENTUCKY*	L	9-0 (5)
3-26	#15 KENTUCKY*	L	7-1
3-27	#15 KENTUCKY*	L	12-4
4-1	at #11 TEXAS A&M*	L	11-3 (6)
4-2	at #11 TEXAS A&M*	L	9-1 (5)
4-3	at #11 TEXAS A&M*	L	9-1 (5)
4-15	#3 AUBURN*	L	21-0 (5)
4-16	#3 AUBURN*	L	23-0 (5)
4-17	#3 AUBURN*	L	10-0 (5)
4-20	#9 Oklahoma	L	3-1
4-29	#12 LSU*	L	10-6
4-30	#12 LSU*	L	5-4
5-1	#12 LSU*	L	9-1 (6)
5-6	at #1 FLORIDA*	L	9-0 (5)
5-7	at #1 FLORIDA*	L	5-0
5-8	at #1 FLORIDA*	L	8-0 (5)

2017

5-17 | H: 3-6 | A: 2-9 | N: 0-2

Date	Opponent	W/L	Score
3-10	at #9 ALABAMA*	L	9-0 (5)
3-12	at #9 ALABAMA*	L	4-3 (9)
3-12	at #9 ALABAMA*	L	5-0
3-17	#14 TENNESSEE*	W	4-3
3-18	#14 TENNESSEE*	W	2-1
3-19	#14 TENNESSEE*	L	5-1
3-24	at #17 KENTUCKY*	L	2-1
3-25	at #17 KENTUCKY*	L	7-5
3-25	at #17 KENTUCKY*	L	2-0
3-31	#2 FLORIDA	L	6-1
4-1	#2 FLORIDA	L	8-0 (5)
4-2	#2 FLORIDA	L	6-1
4-5	at #11 Oklahoma	L	4-2
4-7	at #24 MISSOURI*	L	1-0
4-8	at #24 MISSOURI*	W	6-5
4-9	at #24 MISSOURI*	W	4-2
4-14	#5 TEXAS A&M*	L	3-0
4-15	#5 TEXAS A&M*	L	3-2
4-16	#5 TEXAS A&M*	W	4-3
5-10	vs #16 Alabama	L	4-1
5-19	vs #23 Tulsa	L	5-4
5-20	at #6 Oklahoma	L	5-3

2018

10-14 | H: 5-1 | A: 2-12 | N: 3-1

Date	Opponent	W/L	Score
2-17	vs #21 Utah	W	4-2
3-10	at #11 GEORGIA*	L	8-0 (5)
3-12	at #11 GEORGIA*	L	1-0
3-12	at #11 GEORGIA*	L	5-4
3-30	#20 MISSISSIPPI STATE*	W	3-2
3-31	#20 MISSISSIPPI STATE*	W	6-0
4-1	#20 MISSISSIPPI STATE*	W	8-2
4-6	at #11 SOUTH CAROLINA*	L	2-1

**Results vs. Ranked Opponents (NFCA Poll)**

4-8	at #11 SOUTH CAROLINA*	W	4-0	4-9	#21 AUBURN*	W	4-3
4-8	at #11 SOUTH CAROLINA*	L	6-2	4-10	#12 AUBURN*	W	17-4 (5)
4-13	#15 ALABAMA*	L	6-5	4-15	#15 KENTUCKY*	W	2-1
4-14	#15 ALABAMA*	W	3-0	4-16	#15 KENTUCKY*	L	10-7
4-15	#15 ALABAMA*	W	6-3	4-17	#15 KENTUCKY*	W	8-0 (6)
4-20	at #11 AUBURN*	L	11-1 (5)	4-22	at #14 FLORIDA*	W	9-1 (6)
4-21	at #11 AUBURN*	W	4-2	4-23	at #14 FLORIDA*	W	5-4
4-21	at #11 AUBURN*	L	4-2	4-24	at #14 FLORIDA*	W	2-0
5-4	at #13 LSU*	L	2-1	5-13	vs #14 Florida	W	4-1
5-5	at #13 LSU*	L	10-2 (5)	5-14	vs. #16 Missouri	W	4-0
5-6	at #13 LSU*	L	5-0	5-21	#24 Oregon	W	6-2
5-9	vs #19 Kentucky	W	3-1	5-22	#24 Oregon	W	9-3
5-10	vs #8 Georgia	W	8-3	5-26	#18 Texas	W	7-1
5-11	vs #12 South Carolina	L	3-1	5-27	#18 Texas	L	3-1
5-25	at #4 Oklahoma	L	7-2	5-28	#18 Texas	L	3-0
5-26	at #4 Oklahoma	L	9-0				

**2019**

10-10 | H: 7-2 | A: 1-5 | N: 2-3

Date	Opponent	W/L	Score
2-14	vs #5 Washington	L	3-2
3-15	vs #16 SOUTH CAROLINA*	W	3-2
3-16	vs #16 SOUTH CAROLINA*	W	7-4
3-17	vs #16 SOUTH CAROLINA*	L	9-6
3-22	at #5 TENNESSEE*	L	6-4
3-23	at #5 TENNESSEE*	W	1-0
3-24	at #5 TENNESSEE*	L	5-2
3-29	#18 KENTUCKY*	W	1-0
3-30	#18 KENTUCKY*	L	16-2 (5)
3-31	#18 KENTUCKY*	W	3-2
4-5	at #8 FLORIDA*	L	3-0
4-6	at #8 FLORIDA*	L	8-0 (5)
4-7	at #8 FLORIDA*	L	3-1
4-18	#9 LSU*	W	8-5
4-19	#9 LSU*	W	11-1 (5)
4-20	#9 LSU*	L	3-1
5-3	#23 AUBURN*	W	1-0
5-4	#23 AUBURN*	W	7-1
5-5	#23 AUBURN*	W	5-2
5-9	vs #8 Georgia	L	4-1

**2020**

1-4 | H: 0-2 | A: 1-2 | N: 0-0

Date	Opponent	W/L	Score
2-27	#23 Baylor	L	3-2
2-29	#9 Florida State	L	2-1
3-6	at #9 ALABAMA*	W	1-0
3-7	at #9 ALABAMA*	L	10-2 (6)
3-8	at #9 ALABAMA*	L	L, 9-1 (6)

**2021**

10-7 | H: 1-4 | A: 8-1 | N: 1-2

Date	Opponent	W/L	Score
2-11	vs #11 Oklahoma State	L	12-11
2-21	vs #21 Baylor	W	7-2
3-12	at #20 SOUTH CAROLINA*	W	4-1
3-13	at #20 SOUTH CAROLINA*	W	7-5 (10)
3-14	at #20 SOUTH CAROLINA*	W	3-2
4-9	#4 ALABAMA*	L	5-3
4-10	#4 ALABAMA*	W	4-0
4-11	#4 ALABAMA*	L	2-0
4-16	at #20 GEORGIA*	W	10-3
4-17	at #20 GEORGIA*	W	5-2
4-18	at #20 GEORGIA*	W	5-2
5-1	at #16 LSU*	W	1-0
5-3	at #16 LSU*	L	2-1
5-3	at #16 LSU*	W	4-1
5-13	vs #19 Tennessee	L	1-0
5-28	#9 Arizona	L	10-4
5-29	#9 Arizona	L	4-1

**2022**

15-6 | H: 8-3 | A: 5-1 | N: 2-2

Date	Opponent	W/L	Score
2-11	vs. #11 Washington	L	8-0 (6)
2-12	vs. #11 Washington	L	10-5
3-18	at #10 TENNESSEE*	W	4-3
3-19	at #10 TENNESSEE*	W	9-6
3-20	at #10 TENNESSEE*	L	6-2
4-8	#21 AUBURN*	W	7-4

**2023**

12-10 | H: 8-7 | A: 2-3 | N: 0-0

Date	Opponent	W/L	Score
2-17	#7 Florida State	L	9-6
2-17	#19 Duke	L	7-4
2-18	#22 Louisiana	W	7-6
2-23	#19 Arizona	W	3-2
2-23	#19 Arizona	L	5-2
2-24	#19 Arizona	W	2-1
3-18	at #13 ALABAMA*	L	2-0
3-19	at #13 ALABAMA*	W	5-3
3-20	at #13 ALABAMA*	W	2-1 (10)
3-24	#10 FLORIDA*	W	6-2
3-25	#10 FLORIDA*	L	11-4
3-26	#10 FLORIDA*	W	14-1 (5)
4-6	#10 GEORGIA*	L	4-3
4-7	#10 GEORGIA*	L	4-0
4-8	#10 GEORGIA*	W	4-3
4-22	at #20 KENTUCKY*	W	8-1
4-22	at #20 KENTUCKY*	W	14-6 (5)
4-23	at #20 KENTUCKY*	L	3-1
4-29	#3 TENNESSEE*	L	3-1
4-30	#3 TENNESSEE*	W	6-4
5-1	#3 TENNESSEE*	W	2-0
5-11	#13 Alabama	L	3-2 (9)

**2024**

11-8 | H: 5-4 | A: 6-3 | N: 0-1

Date	Opponent	W/L	Score
3-22	#20 MISSISSIPPI STATE*	L	6-3
3-23	#20 MISSISSIPPI STATE*	W	3-0
3-24	#20 MISSISSIPPI STATE*	L	15-7 (5)
3-30	at #3 GEORGIA*	W	3-2
3-31	at #3 GEORGIA*	L	8-2
4-1	at #3 GEORGIA*	W	8-2
4-5	#11 Missouri*	W	5-2
4-6	#11 Missouri*	L	12-3
4-7	#11 Missouri*	W	4-1
4-12	at #25 South Carolina*	W	4-3
4-13	at #25 South Carolina*	L	2-1
4-14	at #25 South Carolina*	W	3-0
4-19	#15 Alabama*	W	1-0 (9)
4-20	#15 Alabama*	L	5-1
4-21	#15 Alabama*	W	8-0 (5)
4-26	at #7 LSU*	W	2-1
4-27	at #7 LSU*	W	4-1
4-28	at #7 LSU*	L	1-0
5-9	vs. #13 Missouri	L	3-1

Razorbacks in the NFCA Poll

YEAR	Poll Appearances 103		Highest Ranking No. 4 (Week 2, 2023)				First Ranking NO. 4 (May 8, 2012)				Longest Ranked Streak 71 Weeks (2020-Present)				Receiving Votes 36 Weeks		
	PRESEASON	2	3	4	5	6	7	8	9	10	11	12	13	14	15	16	FINAL
1997	RV	-	-	-	-	-	-	-	-	-	-	-	-	-	-	-	-
1998	-	-	-	-	-	-	-	-	-	-	-	-	-	-	-	-	-
1999	-	RV	-	-	-	-	-	-	RV	-	-	-	-	-	-	-	-
2000	RV	-	-	RV	-	-	-	-	-	RV	-	-	-	-	-	-	-
2001	-	-	-	-	-	-	-	-	-	-	-	-	-	-	-	-	-
2002	-	-	-	-	-	-	-	-	-	-	-	-	-	-	-	-	-
2003	-	-	-	-	-	-	-	-	-	-	-	-	-	-	-	-	-
2004	-	-	-	-	-	-	-	-	-	-	-	-	-	-	-	-	-
2005	-	-	-	-	-	-	-	-	-	-	-	-	-	-	-	-	-
2006	-	-	-	-	-	-	-	-	-	-	-	-	-	-	-	-	-
2007	-	-	-	-	-	-	-	-	-	-	-	-	-	-	-	-	-
2008	-	-	-	-	-	-	-	-	-	-	-	-	-	-	-	-	-
2009	-	-	-	-	-	-	-	-	-	-	-	-	-	-	-	-	-
2010	-	-	-	-	-	-	-	-	-	-	-	-	-	-	-	-	-
2011	-	-	RV	-	-	-	-	-	-	-	-	-	-	-	-	-	-
2012	-	-	-	RV	RV	-	-	-	-	-	-	-	-	-	-	RV	RV
2013	-	-	-	-	-	-	-	-	-	-	RV	RV	RV	25	RV	RV	RV
2014	RV	-	-	-	-	RV	RV	-	-	-	-	-	-	-	-	-	-
2015	-	-	-	-	-	-	-	-	-	-	-	-	-	-	-	-	-
2016	-	-	-	-	-	-	-	-	-	-	-	-	-	-	-	-	-
2017	-	-	-	RV	RV	RV	24	23	25	24	24	24	24	RV	RV	RV	RV
2018	RV	RV	RV	RV	RV	RV	RV	RV	23	20	19	16	16	16	18	15	16
2019	14	12	12	14	14	14	15	13	14	18	19	18	20	19	20	RV	RV
2020	24	24	23	22	20	20	19	-	-	-	-	-	-	-	-	-	19
2021	18	20	21	20	19	17	15	13	10	10	8	10	8	6	5	11	11
2022	8	10	10	11	12	12	10	10	10	7	7	7	5	4	4	9	9
2023	7	4	7	6	6	9	12	10	8	10	11	12	12	12	13	17	17
2024	16	15	15	15	18	20	18	20	19	17	16	15	15	16	16	18	18



Year-By-Year Arkansas Hitting and Fielding Statistics

YEAR	AVG	GP	AB	R	H	2B	3B	HR	RBI	TB	SLG%	BB	HP	SO	GDP	OB%	SF	SH	SB-ATT	PO	A	E	FLD%
1997	.238	58	1481	128	353	49	11	11	100	457	.309	72	-	224	14	-	-	-	42-64	1146	597	136	.928
1998	.218	59	1527	140	333	42	6	2	116	393	.257	115	-	263	15	-	-	-	44-71	1222	570	121	.937
1999	.239	75	1902	233	455	60	14	12	176	579	.304	146	-	307	19	-	-	-	97-126	1579	792	106	.957
2000	.248	75	1932	227	479	81	9	12	190	614	.318	136	-	320	19	-	-	-	56-80	1567	802	126	.949
2001	.249	64	1611	154	387	58	3	9	127	478	.297	94	-	216	17	-	-	-	40-61	1306	702	70	.966
2002	.255	68	1782	191	455	53	8	16	147	572	.321	105	-	242	19	.297	-	-	68-99	1427	642	78	.964
2003	.245	59	1523	168	373	49	8	16	142	486	.319	86	-	293	22	.285	-	-	53-75	1202	561	76	.959
2004	.191	58	1494	113	286	36	3	10	86	358	.240	85	24	423	22	.246	-	-	59-84	1228	491	84	.953
2005	.239	62	1596	175	381	53	9	19	147	509	.319	87	33	380	13	.292	-	-	60-70	1203	453	72	.958
2006	.212	60	1535	148	326	47	7	14	127	429	.279	125	22	347	0	.280	8	53	53-74	1256	396	71	.959
2007	.225	64	1647	176	370	43	13	28	150	523	.318	100	24	414	6	.278	4	24	54-67	1252	437	90	.949
2008	.267	66	1726	299	461	75	9	65	267	749	.434	162	32	342	7	.340	7	39	30-41	1308	430	82	.955
2009	.250	56	1396	229	349	70	9	48	214	581	.416	151	18	310	2	.330	3	39	31-39	1071	467	72	.955
2010	.254	57	1478	251	376	73	4	58	236	631	.427	202	30	337	8	.353	13	43	27-33	1144	437	58	.965
2011	.231	52	1311	138	303	45	10	18	121	422	.322	142	14	377	3	.311	8	21	48-61	999	368	78	.946
2012	.248	57	1435	232	356	67	9	60	208	621	.433	196	43	320	5	.354	5	17	27-43	1136	490	64	.962
2013	.283	56	1415	304	401	63	9	61	274	665	.470	229	27	237	6	.390	14	22	55-64	1078	309	53	.963
2014	.304	55	1422	359	432	66	14	54	325	688	.484	231	36	204	6	.410	15	18	52-61	1006	473	71	.954
2015	.249	53	1351	192	336	38	10	31	167	487	.360	185	22	247	5	.346	10	23	52-63	1014	488	72	.954
2016	.260	56	1409	219	367	52	6	49	197	578	.410	131	33	302	9	.335	10	28	20-24	1037	518	71	.956
2017	.284	55	1430	273	406	68	9	59	246	669	.468	173	19	282	10	.367	6	15	17-20	1036	533	52	.968
2018	.279	59	1554	284	434	67	11	55	256	688	.443	166	22	207	11	.353	21	12	20-22	1165	410	60	.963
2019	.288	58	1487	284	428	74	5	50	263	662	.445	162	56	286	14	.374	22	21	13-15	1126	440	87	.947
2020	.317	25	634	154	201	28	2	26	139	311	.491	86	32	106	4	.421	5	8	10-11	468	180	25	.963
2021	.261	54	1438	292	375	60	3	95	278	726	.505	208	57	287	10	.374	9	23	4-6	1137	351	41	.973
2022	.331	59	1529	422	506	76	6	109	388	921	.602	212	64	241	16	.429	17	19	38-46	1142	339	41	.973
2023	.277	59	1525	341	423	73	9	69	318	721	.473	197	51	313	11	.375	17	11	26-26	1149	438	48	.971
2024	.278	55	1408	271	391	54	10	56	255	633	.450	154	47	192	10	.364	19	11	27-31	1091	403	33	.978

Year-By-Year Opponent Hitting and Fielding Statistics

YEAR	AVG	GP	AB	R	H	2B	3B	HR	RBI	TB	SLG%	BB	HP	SO	GDP	OB%	SF	SH	SB-ATT	PO	A	E	FLD%
1997	.272	58	1577	239	429	62	11	15	188	558	.354	76	-	217	-	-	-	-	47-67	1184	595	92	.951
1998	.254	59	1587	202	403	64	10	12	153	523	.330	91	-	246	-	-	-	-	82-91	1252	621	89	.955
1999	.237	75	1978	213	469	63	12	17	162	607	.307	92	-	415	-	-	-	-	65-92	1542	692	113	.952
2000	.226	75	1954	191	441	63	17	16	144	586	.300	131	-	370	-	-	-	-	51-72	1563	721	93	.961
2001	.208	64	1570	154	387	51	12	9	91	429	.273	85	-	338	-	-	-	-	39-62	1302	605	103	.949
2002	.209	68	1721	156	359	56	11	16	135	485	.282	147	21	425	0	.278	5	53	49-72	1413	706	109	.951
2003	.249	60	1563	236	389	78	11	31	211	582	.372	161	22	332	3	.327	4	45	55-75	1226	569	79	.958
2004	.229	58	1512	213	346	58	14	18	169	486	.321	166	21	401	6	.312	7	60	65-92	1246	508	62	.966
2005	.301	62	1612	269	486	81	7	36	238	689	.427	152	13	306	5	.363	15	54	74-88	1226	488	90	.950
2006	.249	60	1596	212	398	66	4	32	189	568	.356	142	31	375	0	.321	8	72	65-75	1252	541	69	.963
2007	.278	64	1705	275	474	69	4	43	242	680	.399	98	22	356	1	.323	13	42	69-84	1281	508	75	.960
2008	.253	66	1688	232	427	69	4	40	204	624	.370	129	27	385	4	.314	11	73	39-48	1286	487	74	.960
2009	.302	56	1439	290	435	49	2	43	263	617	.429	198	60	247	2	.406	11	52	75-94	1070	404	61	.960
2010	.282	57	1502	252	423	59	7	47	230	637	.424	126	26	282	5	.344	18	40	55-73	1142	403	60	.963
2011	.305	52	1382	284	421	63	6	48	250	640	.463	154	19	244	3	.379	14	34	62-76	1044	380	45	.969
2012	.283	57	1502	238	425	81	5	36	205	624	.415	132	31	226	4	.351	10	45	66-84	1111	345	46	.969
2013	.238	56	1397	194	333	62	15	33	177	524	.375	150	27	384	5	.323	7	16	41-55	1041	408	67	.956
2014	.288	55	1353	288	389	53	7	38	256	570	.421	206	38	221	12	.395	6	32	36-55	993	358	77	.946
2015	.324	53	1462	350	473	85	13	48	307	728	.498	195	30	158	7	.410	17	33	61-68	1036	406	57	.962
2016	.325	56	1482	411	482	77	19	46	357	735	.496	315	32	217	10	.450	15	21	93-113	1061	390	57	.962
2017	.256	55	1335	181	342	39	6	21	162	456	.342	116	30	216	7	.327	11	32	39-54	1032	327	56	.960
2018	.218	59	1489	161	325	37	3	36	146	476	.320	88	38	377	6	.279	3	19	29-44	1111	432	79	.951
2019	.220	58	1480	183	326	48	3	28	152	464	.314	73	43	362	5	.276	5	24	12-22	1085	323	47	.968
2020	.228	25	601	65	137	19	2	15	54	205	.341	45	12	173	5	.293	3	6	9-12	439	158	28	.955
2021	.217	54	1435	154	311	44	5	37	143	476	.332	88	30	329	10	.275	6	18	20-29	1085	328	41	.972
2022	.234	59	1468	180	344	62	6	49	167	565	.385	116	32	407	6	.304	5	22	19-27	1060	374	63	.958
2023	.210	59	1423	173	299	37	4	36	153	452	.318	153	35	380	18	.301	7	16	27-33	1104	314	51	.965
2024	.224	55	1351	148	302	45	2	23	134	420	.311	127	29	320	18	.302	9	21	19-24	1048	336	36	.975



Year-By-Year Arkansas Pitching Statistics

YEAR	ERA	W-L	APP	GS	CG	SHO	SV	IP	H	R	ER	BB	SO	2B	3B	HR	B/AVG.	WP	HP	BK	SFA	SHA
1997	3.09	16-42	48	48	-	-	-	382.1	429	239	169	76	217	62	11	15	.272	-	-	-	-	-
1998	1.94	21-38	59	59	-	-	-	407.1	403	201	113	91	246	64	10	12	.254	-	-	-	-	-
1999	1.75	46-29	75	75	-	-	-	526.2	469	213	132	92	415	63	12	17	.237	-	-	-	-	-
2000	1.49	44-31	75	75	-	-	-	522.1	441	191	111	131	370	63	17	16	.226	-	-	-	-	-
2001	1.21	36-30	66	66	-	-	-	435.1	327	118	75	66	338	51	12	9	.208	-	-	-	-	-
2002	1.60	39-28	68	68	38	16/2	6	475.2	359	156	109	147	425	56	11	16	.209	9	21	1	5	53
2003	3.20	24-36	60	60	36	3/1	3	400.2	389	236	183	161	332	78	11	31	.249	22	22	3	4	45
2004	2.45	18-40	58	58	34	9/2	1	409.1	346	213	143	166	401	58	14	18	.229	23	21	1	7	60
2005	3.88	19-43	62	62	20	3/2	6	401.0	486	269	222	152	306	81	7	36	.301	13	13	2	15	54
2006	2.68	25-35	60	60	26	12/2	4	418.2	398	212	160	142	375	66	4	32	.249	23	31	1	8	72
2007	3.44	21-43	64	64	28	8/0	3	417.1	474	275	205	98	356	69	4	43	.278	29	22	2	13	42
2008	2.63	37-29	66	66	26	5/0	5	436.0	427	232	164	129	385	69	4	40	.253	30	27	1	11	73
2009	4.75	27-29	56	56	27	6/0	4	357.0	435	290	242	198	247	49	2	43	.302	29	60	0	11	52
2010	3.67	28-29	57	57	23	6/1	4	381.1	423	252	200	126	282	59	7	47	.282	21	26	8	18	40
2011	4.77	13-39	52	52	19	3/1	1	333.0	421	284	227	154	244	63	6	48	.305	23	19	5	14	34
2012	3.60	29-28	57	57	27	5/1	3	378.2	425	238	195	132	226	81	5	36	.283	19	31	0	10	45
2013	2.86	36-20	56	56	25	11/5	5	359.1	333	194	147	150	384	62	15	33	.238	13	27	0	7	16
2014	4.70	27-28	55	55	18	8/2	0	335.1	389	288	225	206	221	53	7	38	.288	36	38	1	6	32
2015	5.63	16-37	53	53	12	3/0	2	338.0	473	350	272	195	158	85	13	48	.324	42	30	2	17	33
2016	6.98	17-39	56	56	27	2/1	1	346.0	482	411	345	315	217	77	19	46	.325	67	32	0	15	21
2017	2.82	31-24	55	55	18	7/4	3	345.1	342	181	139	116	216	39	6	21	.256	42	30	0	11	32
2018	2.34	42-17	59	59	25	15/1	5	388.1	325	161	130	88	377	37	3	36	.218	16	38	0	3	19
2019	2.00	38-20	58	58	26	12/1	7	375.1	326	183	107	73	362	48	3	28	.220	30	43	0	5	24
2020	1.93	19-6	25	25	7	5/3	4	156.0	137	65	43	45	173	19	2	15	.228	8	12	0	3	6
2021	2.18	43-11	54	54	20	11/4	9	379.0	311	154	118	88	329	44	5	37	.217	16	30	0	6	18
2022	2.70	48-11	59	59	22	13/4	6	380.2	344	180	147	116	407	62	6	49	.234	23	32	0	5	22
2023	2.47	40-19	59	59	22	17/7	5	383.0	299	173	135	153	380	37	4	36	.210	33	35	0	7	16
2024	2.18	37-18	55	55	20	14/5	3	363.2	302	148	113	127	320	45	2	23	.224	35	29	0	9	21

Year-By-Year Opponent Pitching Statistics

YEAR	ERA	W-L	APP	GS	CG	SHO	SV	IP	H	R	ER	BB	SO	2B	3B	HR	B/AVG.	WP	HP	BK	SFA	SHA
1997	1.61	42-16	48	48	-	-	-	392.2	353	128	91	72	224	49	11	11	.238	-	-	-	-	-
1998	1.56	38-21	59	59	-	-	-	417.1	333	140	93	115	263	42	6	2	.218	-	-	-	-	-
1999	1.93	29-46	75	75	-	-	-	514.0	455	233	142	146	307	60	14	12	.239	-	-	-	-	-
2000	2.15	31-44	75	75	-	-	-	520.0	478	227	160	136	320	81	9	12	.248	-	-	-	-	-
2001	1.66	30-36	66	66	-	-	-	434.0	387	154	103	94	216	58	3	9	.249	-	-	-	-	-
2002	1.78	28-39	68	68	32	11/3	3	471.0	455	191	120	105	242	53	8	16	.255	21	40	2	3	94
2003	1.99	36-24	60	60	30	13/5	5	408.2	373	168	116	86	293	49	8	16	.245	21	32	2	4	61
2004	1.20	40-18	58	58	39	18/0	2	415.1	286	113	71	85	423	36	3	10	.191	16	24	0	4	42
2005	1.97	43-19	62	62	27	19/7	4	408.2	381	175	115	87	380	53	9	19	.239	19	33	0	10	29
2006	1.74	35-25	60	60	32	11/4	7	417.1	326	148	104	125	347	47	7	14	.212	21	22	1	8	53
2007	2.11	43-21	64	64	35	20/4	9	427.0	370	176	129	100	414	43	13	28	.225	29	24	2	4	24
2008	3.69	29-37	66	66	36	10/2	4	428.2	461	299	226	162	342	75	9	65	.267	35	32	2	7	39
2009	3.79	29-27	56	56	33	11/5	1	356.2	349	229	193	151	310	70	9	48	.250	17	18	2	3	39
2010	3.90	29-28	57	57	23	3/1	3	380.2	376	251	212	202	337	73	4	58	.254	24	30	3	13	43
2011	1.97	39-13	52	52	29	16/5	3	348.0	303	138	98	142	377	45	10	18	.231	22	14	7	8	21
2012	3.89	28-29	57	57	23	9/2	1	370.1	356	232	206	196	320	67	9	60	.248	26	43	3	5	17
2013	5.16	20-36	56	56	27	4/1	4	347.0	401	304	256	229	237	63	9	61	.283	31	27	7	14	22
2014	5.69	28-27	55	55	16	5/1	1	331.0	432	359	269	231	204	66	14	54	.304	35	36	2	15	18
2015	3.02	37-16	53	53	23	8/1	4	345.2	336	192	149	185	247	38	10	31	.249	23	22	0	10	23
2016	3.60	39-17	56	56	27	9/3	2	353.2	367	219	182	131	302	52	6	49	.260	25	33	2	10	28
2017	4.76	24-31	55	55	18	9/3	6	344.0	406	273	234	173	282	68	9	59	.284	30	19	1	6	15
2018	4.23	17-42	59	59	23	6/0	1	370.1	434	284	224	166	207	67	11	55	.279	30	22	0	21	12
2019	4.57	20-38	58	58	23	4/0	5	361.2	428	284	236	162	286	74	5	50	.288	20	56	0	22	21
2020	6.08	6-19	25	25	9	1/0	1	146.1	201	154	127	86	106	28	2	26	.317	19	32	0	5	8
2021	5.03	11-43	54	54	17	3/0	2	361.2	375	292	260	208	287	60	3	95	.261	22	57	0	9	23
2022	7.07	11-48	59	59	11	3/1	1	353.1	506	422	357	212	241	76	6	109	.331	23	64	0	17	19
2023	5.57	19-40	59	59	15	4/1	3	368.0	423	341	293	197	313	73	9	69	.277	39	51	0	17	11
2024	4.99	18-37	55	55	13	2/0	5	349.1	391	271	249	154	192	54	10	56	.278	21	47	0	19	11

10+ Strikeout Performances / No Hitters

No.	Pitcher	Opponent	Date
16	Mary Haff	Furman	4/13/19
16	Heather Schlichtman	Marshall	4/9/04
15	Heather Schlichtman	vs Wichita State	3/3/01
15	Heather Schlichtman	vs Auburn	3/13/04
15	Katy Henry	ULM	2/25/05
15	Katy Henry	vs UTSA	2/16/07
15	Kimmy Beasley	Auburn	5/3/13
15	Mary Haff	at Tennessee	3/23/19
14	Mary Haff	Maryland	3/11/22
14	Heather Schlichtman	vs Appalachian State	2/7/04
14	Heather Schlichtman	Mississippi Valley State	2/29/04
14	Heather Schlichtman	at Kentucky	4/24/04
14	Katy Henry	Kansas City	2/23/07
14	Robyn Herron	Drake	2/24/23
13	Rachel Talley	vs Virginia Tech	2/18/01
13	Heather Schlichtman	Oklahoma City	4/23/02
13	Katy Henry	Centenary	3/5/06
13	Chelsea Cohen	Saint Louis	2/24/13
13	Mary Haff	at Saint Louis	4/10/18
13	Mary Haff	vs Lipscomb	2/10/19
13	Autumn Storms	Southeast Missouri	2/21/19
12	Tammy Kincaid	Alabama	3/21/99
12	Rachel Talley	at Auburn	4/9/99
12	Heather Schlichtman	at FIU	3/2/01
12	Rachel Talley	vs FAU	3/3/01
12	Rachel Talley	vs Utah	2/16/02
12	Katy Henry	vs Virginia	2/9/07
12	Katy Henry	Creighton	2/24/08
12	Miranda Dixon	ULM	4/2/08
12	Hope McLemore	Louisiana Tech	3/13/10
12	Kim Jones	vs. Rhode Island	2/13/11
12	Kimmy Beasley	LSU	4/6/13
12	Kimmy Beasley	at Missouri	4/13/13
12	Mary Haff	vs Fordham	2/19/18
12	Mary Haff	Northern Colorado	3/2/18
12	Mary Haff	Dartmouth	3/3/18
12	Mary Haff	Omaha	2/28/19
12	Mary Haff	Boston U	3/2/19
12	Mary Haff	vs. UIC	2/15/20
12	Robyn Herron	Indiana	2/18/23
12	Chenise Delce	Arizona	2/23/23
12	Robyn Herron	Iowa State	3/2/23
12	Chenise Delce	UAB	4/14/23
11	Katy Henry	Northwestern State	3/4/06
11	Kimmy Beasley	LSU	4/7/13
11	Kimmy Beasley	Kentucky	4/19/13
11	Grace Moll	at Southeast Missouri	4/6/16
11	Autumn Storms	Boston U	3/2/19
11	Mary Haff	at Central Arkansas	3/9/21
11	Mary Haff	at Tennessee	3/18/22
11	Chenise Delce	North Texas	3/3/23
11	Robyn Herron	Illinois State	2/24/24
10	Katy Henry	at Ole Miss	3/21/06
10	Katy Henry	at Florida	3/25/06
10	Katy Henry	Kansas	4/5/06
10	Miranda Dixon	at Texas A&M	2/16/07
10	Katy Henry	Northern Iowa	3/3/07
10	Katy Henry	at Kansas	4/3/07
10	Miranda Dixon	at South Carolina	3/3/08
10	Katy Henry	ULM	4/2/08
10	Katy Henry	at Kentucky	4/12/08
10	Miranda Dixon	vs Cleveland State	3/7/09
10	Miranda Dixon	at Ole Miss	3/29/09
10	Hope McLemore	vs Iowa	2/12/10
10	Hope McLemore	Drake	3/6/10
10	Hope McLemore	at Georgia	4/2/10
10	Chelsea Cohen	ULM	2/22/13
10	Kimmy Beasley	Jacksonville State	3/2/13
10	Hope McLemore	Kentucky	4/20/13
10	Kimmy Beasley	Butler	2/13/14
10	Jenna Bloom	Kansas	3/10/20
10	Mary Haff	North Dakota State	2/25/21
10	Mary Haff	at South Carolina	3/12/21
10	Autumn Storms	Alabama	4/10/21

No.	Pitcher	Opponent	Date
10	Chenise Delce	Louisville	2/28/22
10	Chenise Delce	Missouri State	3/3/22
10	Chenise Delce	Kennesaw State	3/5/22
10	Chenise Delce	UCA	3/6/23
10	Mary Haff	at Ole Miss	4/2/22
10	Robyn Herron	Texas A&M Commerce	4/18/23
10	Chenise Delce	Alabama	5/11/23
10	Robyn Herron	vs. Penn State	2/10/24
10	Robyn Herron	Northern Iowa	3/10/24
10	Morgan Leinstock	at Auburn	3/16/24

Total by Pitcher

No.	Name	Years
16	Mary Haff.....	2018-22
14	Katy Henry.....	2005-08
8	Robyn Herron.....	2024-Present
8	Heather Schlichtman .....	2001-04
8	Chenise Delce .....	2022-2023
7	Kimmy Beasley .....	2012-14
5	Miranda Dixon.....	2007-10
5	Hope McLemore.....	2010-13
4	Rachel Talley.....	1999-02
3	Autumn Storms .....	2017-21
2	Chelsea Cohen .....	2010-13
1	Jenna Bloom.....	2020-22
1	Kim Jones.....	2008-11
1	Tammy Kincaid.....	1997-2000
1	Grace Moll.....	2014-17
1	Morgan Leinstock .....	2024

No-Hitters

Pitchers	Opponent	Result	Date
Tammy Kincaid / Rachel Talley	CSUN	W, 1-0	2/20/00
Jennifer Bottoms	Ohio State	W, 2-0	3/4/00
Katy Henry	Centenary	W, 1-0	4/5/06
Kimmy Beasley	Savannah State	W, 10-0 (6)	3/19/13
Hope McLemore / Chelsea Cohen	Kentucky	W, 4-0	4/20/13
Grace Moll	Eastern Michigan	W, 13-0 (5)	2/21/14
Mary Haff	Northern Colorado	W, 9-0 (6)	3/2/18
Autumn Storms	Central Connecticut State	W, 7-0	3/3/18
Mary Haff	Texas Tech	W, 9-0 (5)	2/26/21
Mary Haff	Maryland	W, 6-0 (7)	3/11/22
Robyn Herron	Illinois State	W, 7-0	2/24/24

Perfect Games

Pitchers	Opponent	Result	Date
Mary Haff	Maryland	W, 6-0 (7)	3/11/22
Robyn Herron	Illinois State	W, 7-0	2/24/24



Razorback No-Hitters

Rachel Talley / Tammy Kincaid, Feb. 20, 2000

Arkansas	ip	h	r	er	bb	so	ab	bf
Rachell Talley	2.2	0	0	0	2	4	8	12
Tammy Kincaid	4.1	0	0	0	1	0	15	17

The University of Arkansas made program history as senior pitcher Tammy Kincaid and sophomore pitcher Rachel Talley teamed to toss the first no-hitter in Razorback History in a 1-0 win over Cal State Northridge on Saturday at the Campbell/Cartier tournament. Talley started the contest throwing 2.2 innings and walking two of her 12 batters faced while striking out four before Kincaid took it the rest of the way throwing 4.1 innings and allowing just one walk while facing 17 batters. Defensively, Arkansas committed three errors in the victory.

Jennifer Bottoms, March 4, 2000

Arkansas	ip	h	r	er	bb	so	ab	bf
Jennifer Bottoms	7.0	0	0	0	1	6	20	22

Arkansas pitcher Jennifer Bottoms threw the first solo no-hitter in program history as the Razorbacks defeated Ohio State 2-0 to improve to 3-0 at the FIU Golden Panther Invitational in Miami, Fla. Bottoms was magnificent, striking out six while carrying a perfect game into the seventh inning before Ohio State centerfielder Anna Smith drew a leadoff walk to become the Buckeyes lone baserunner in the contest. Bottoms faced just 22 batters in the victory.

Katy Henry, March 5, 2006

Arkansas	ip	h	r	er	bb	so	ab	bf
Katy Henry	7.0	0	0	0	1	13	22	23

Sophomore pitcher Katy Henry threw a no-hitter as the University of Arkansas softball team defeated Centenary, 1-0, Sunday, March 5 in the final game of the Country Inn and Suites Arkansas Invitational. Henry (6-2) tallied a season-high 13 strikeouts while becoming just the second Razorback pitcher to throw a solo no hitter and first since Jennifer Bottoms on March 4, 2000.

Kimmy Beasley, March 4, 2013

Arkansas	ip	h	r	er	bb	so	ab	bf
Kimmy Beasley	6.0	0	0	0	1	7	17	18

Sophomore Kimmy Beasley pitched a no-hitter and The University of Arkansas softball team shutout the Savannah State Lady Tigers, 10-0 in six innings on Tuesday in Savannah, Ga. Beasley went six innings and only allowed one walk in the game, while striking out seven. Savannah State came into the game hitting .328 as a team, that ranked 18th in the nation.

Hope McLemore / Chelsea Cohen, April 20, 2013

Arkansas	ip	h	r	er	bb	so	ab	bf
Hope McLemore	6.1	0	0	0	3	10	20	26
Chelsea Cohen	0.2	0	0	0	0	1	2	2

Hope McLemore and Chelsea Cohen combined for a no-hitter in the Arkansas women's softball team's 4-0 win over Kentucky at Bogle Park. McLemore, of Ringling, Okla., struck out 10 batters in 61/3 innings, and Cohen posted the final two outs with the bases loaded. The fifth no-hitter in program history was Arkansas' first against an SEC school and its second against a Power 5 opponent, following Jennifer Bottoms' 2-0 gem against Ohio State on March 4, 2000.

Arkansas 1, Cal-State Northridge 0

CSUN BATTERS	AB	R	H	RBI	BB	SO	HBP
Creith, J. rf	2	0	0	0	2	0	0
Finnerty, M. cf	4	0	0	0	0	2	0
Lopez, V. 3b	2	0	0	0	0	1	0
Farnworth, S., p	3	0	0	0	0	1	0
Johnson, C. dh	3	0	0	0	0	0	0
Bal, U. ss	2	0	0	0	0	0	0
Pierce, E. 1b	3	0	0	0	0	0	0
Biorenstei, J. 2b	1	0	0	0	1	0	0
Moore, J. ph	1	0	0	0	0	0	0
Passafium, J. lf	2	0	0	0	0	0	0
<b>Totals</b>	<b>23</b>	<b>0</b>	<b>0</b>	<b>0</b>	<b>3</b>	<b>0</b>	<b>0</b>

Arkansas 2, Ohio State 0

OHIO STATE BATTERS	AB	R	H	RBI	BB	SO	HBP
Anna Smith cf	2	0	0	0	1	0	0
Holly English lf	2	0	0	0	0	2	0
Jennifer Link 2b	3	0	0	0	0	1	0
Stacy Roth c	3	0	0	0	0	0	0
Renaee Weigel ss	2	0	0	0	0	1	0
Rogenna Hottinger rf	2	0	0	0	0	0	0
Kristine Himes 3b	2	0	0	0	0	0	0
Sarah West 1b	2	0	0	0	0	1	0
Chrissy Fowler dh	2	0	0	0	0	1	0
<b>Totals</b>	<b>20</b>	<b>0</b>	<b>0</b>	<b>0</b>	<b>1</b>	<b>6</b>	<b>0</b>

Arkansas 1, Centenary 0

CENTENARY BATTERS	AB	R	H	RBI	BB	SO	HBP
Doria ss	3	0	0	0	0	2	0
Flowers c	3	0	0	0	0	2	0
Rhodes rf	2	0	0	0	1	1	0
Hall dh	3	0	0	0	0	1	0
Mango 3b	3	0	0	0	0	1	0
McClain 2b	2	0	0	0	0	2	0
Broussard lf	2	0	0	0	0	1	0
Wiedeman cf	2	0	0	0	0	2	0
Davis 1b	1	0	0	0	0	1	0
Postles ph	1	0	0	0	0	0	0
Lail p	0	0	0	0	0	0	0
<b>Totals</b>	<b>22</b>	<b>0</b>	<b>0</b>	<b>0</b>	<b>1</b>	<b>13</b>	<b>0</b>

Arkansas 10, Savannah State 0 (6 inn.)

SAVANNAH ST. BATTERS	AB	R	H	RBI	BB	SO	HBP
Patton, M ss	2	0	0	0	0	0	0
Uhrman, M lf	2	0	0	0	0	2	0
Hallman, A 3b	2	0	0	0	0	0	0
Wright, T 1b	2	0	0	0	0	0	0
Hedderly, M p	1	0	0	0	1	0	0
Morgan, I rf	2	0	0	0	0	1	0
Taylor, T dh	2	0	0	0	0	1	0
Gayle, I 2b	2	0	0	0	0	2	0
Smith, A cf	2	0	0	0	0	1	0
White, R c	0	0	0	0	0	0	0
<b>Totals</b>	<b>17</b>	<b>0</b>	<b>0</b>	<b>0</b>	<b>1</b>	<b>7</b>	<b>0</b>

Arkansas 4, Kentucky 0

KENTUCKY BATTERS	AB	R	H	RBI	BB	SO	HBP
O'Brien rf	4	0	0	0	0	3	0
Joiner c	2	0	0	0	0	0	1
Cumbess 1b	3	0	0	0	0	1	0
Carroll lf	3	0	0	0	0	2	0
Sagermann, N. 3b	2	0	0	0	1	0	0
Smith, A. dh	1	0	0	0	0	1	0
Steed, M. ph	1	0	0	0	1	1	0
Smith, K. 2b	1	0	0	0	1	1	0
Gaines ph	0	0	0	0	0	0	1
Frazer pr	0	0	0	0	0	0	0
Stokes, C. ss	3	0	0	0	0	1	0
Samuel, S. cf	1	0	0	0	0	0	0
Nunley, K. p	1	0	0	0	0	1	0
<b>Totals</b>	<b>22</b>	<b>0</b>	<b>0</b>	<b>0</b>	<b>3</b>	<b>11</b>	<b>2</b>

Razorback No-Hitters

Grace Moll, Feb. 21, 2014

Arkansas	ip	h	r	er	bb	so	ab	bf
Grace Moll	5.0	0	0	0	1	6	14	15

- Arkansas Freshman Grace Moll tossed the sixth no-hitter in program history during the Razorbacks' 13-0 thumping of Eastern Michigan on Friday in the opening game of the Florida Gulf Coast Tournament in Fort Myers, Fla.
- Moll struck out six batters during the five-inning triumph to become the first Razorback to throw a no-hitter since Hope McLemore and Chelsea Cohen used a combined effort to throw one in a 4-0 win vs. Kentucky on April 20, 2013.

Arkansas 13, Eastern Michigan 0 (5 inn.)

EMU BATTERS	AB	R	H	RBI	BB	SO	HBP
Lucas 2b	2	0	0	0	0	0	0
Hosttetter cf	2	0	0	0	0	1	0
Stanton ss	2	0	0	0	0	0	0
Rich p	1	0	0	0	0	0	0
Wells p	0	0	0	0	0	0	0
Huntley p	1	0	0	0	0	1	0
Clark dh	1	0	0	0	0	1	0
Wyman 1b	2	0	0	0	0	1	0
Davidson 3b	0	0	0	0	1	0	0
Wagner c	1	0	0	0	0	0	0
Smith lf	1	0	0	0	0	1	0
Barnes rf	1	0	0	0	0	1	0
Totals	14	0	0	0	1	6	0

Mary Haff, March 2, 2018

Arkansas	ip	h	r	er	bb	so	ab	bf
Mary Haff	6.0	0	0	0	4	12	17	21

- Capping the Razorbacks' second win of the day, freshman Mary Haff tallied the seventh no-hitter in program history in a 9-0, six-inning triumph over Northern Colorado. Haff matched her season high with 12 strikeouts.
- She struck out the first four hitters she faced and Northern Colorado didn't advance a runner to second base at any point in the game. In the fourth, Haff walked the lead-off hitter but after a fly out and strikeout, the lead-off runner was caught stealing.

Arkansas 9, Northern Colorado 0 (6)

UNC BATTERS	AB	R	H	RBI	BB	SO	HBP
Schmidt, M. rf	2	0	0	0	1	2	0
Young, M. ss	2	0	0	0	1	2	0
Garcia, K. lf	3	0	0	0	0	2	0
Paige, L. p/dh	2	0	0	0	0	2	0
Wiatrak, J. 3b	2	0	0	0	0	1	0
Taylor, S. 2b	1	0	0	0	1	0	0
Kudrna, K. cf	1	0	0	0	1	1	0
Johnson, R. 1b	2	0	0	0	0	1	0
Steiner, A. c	2	0	0	0	0	1	0
Totals	17	0	0	0	4	12	0

Autumn Storms, March 3, 2018

Arkansas	ip	h	r	er	bb	so	ab	bf
Autumn Storms	7.0	0	0	0	0	9	22	22

- Sophomore Autumn Storms put together a no-hitter Saturday evening in a 7-0 win over Central Connecticut State. Storms was in control throughout Saturday night's game and registered a career-high nine strikeouts en route to collecting her sixth win of the season. She struck out six through the first six innings and was perfect through six before giving up her first base runner of the day on an error. Storms remained steady and limited any damage to that one runner. A ground ball to third secured the eighth no-hitter in program history.

Arkansas 7, Central Connecticut State 0

CENTRAL CONN. ST. BATTERS	AB	R	H	RBI	BB	SO	HBP
Camara, B. cf	3	0	0	0	0	1	0
Debrosse, L. ss	3	0	0	0	0	0	0
Ulmer K. pr	0	0	0	0	0	0	0
McNulla, B. c	3	0	0	0	0	3	0
Bolan, S. dh	3	0	0	0	0	2	0
Dadalski, K. rf	2	0	0	0	0	0	0
Constantin, T. 1b	2	0	0	0	0	1	0
Hathaway, G. 3b	2	0	0	0	0	1	0
Paterson, K. 2b	2	0	0	0	0	0	0
Cronin, E. lf	2	0	0	0	0	1	0
Totals	22	0	0	0	0	9	0

Mary Haff, Feb. 26, 2021

Arkansas	ip	h	r	er	bb	so	ab	bf
Mary Haff	5.0	0	0	0	0	6	16	16

- Redshirt junior pitcher Mary Haff threw her second career no-hitter and the offense tied a single-game school record hitting five home runs, as No. 24 Arkansas defeated Texas Tech, 9-0 (5 innings), in game one of a doubleheader at Bogle Park.
- Haff threw the first no-hitter by a Razorback since Autumn Storms in 2018 against Central Connecticut State and her first since 2018 against Northern Colorado. It was the ninth no-no in Hog history.

Arkansas 9, Texas Tech 0 (5 inn.)

TEXAS TECH BATTERS	AB	R	H	RBI	BB	SO	HBP
Burton,H rf	2	0	0	0	0	1	0
Whaley,Y lf	2	0	0	0	0	0	0
Russell,B 3b	1	0	0	0	0	1	0
Orrick,A ph/3b	1	0	0	0	0	0	0
Jones,Z 1b	2	0	0	0	0	1	0
Bailey,E dh	2	0	0	0	0	0	0
Blythe,P cf	2	0	0	0	0	1	0
Leach,K c	2	0	0	0	0	1	0
Love,R ss	1	0	0	0	0	1	0
Barraza,A 2b	1	0	0	0	0	0	0
Totals	16	0	0	0	0	6	0

Mary Haff, March 11, 2022 \*Perfect Game

Arkansas	ip	h	r	er	bb	so	ab	bf
Mary Haff	7.0	0	0	0	0	14	21	21

- Senior Mary Haff made history Friday afternoon, tossing a seven inning, 14 strikeout perfect game in No. 11 Arkansas' 6-0 win over Maryland at Mauck Stadium. Haff's perfect game goes down as the first solo performance in program history.
- The Winter Haven, Fla., native's 14 strikeouts are a season-high for Arkansas. Haff recorded six-consecutive strikeouts in the fifth through seventh to anchor the defense. Finding herself with a full count in what would be the game's final out, Haff rifled a rise ball across home to pencil her name into the program record book.

Arkansas 7, Maryland 0

MARYLAND BATTERS	AB	R	H	RBI	BB	SO	HBP
McFarland, J cf	3	0	0	0	0	2	0
Mikami, M lf	3	0	0	0	0	2	0
Butler, R ss	2	0	0	0	0	1	0
Lech, A ph	1	0	0	0	0	1	0
Okada, T 2b	2	0	0	0	0	0	0
Jones, M 3b	2	0	0	0	0	1	0
Kerr, R rf	2	0	0	0	0	2	0
Ellefson, H 1b/p	1	0	0	0	0	1	0
Liguori, T ph	1	0	0	0	0	1	0
Goff, K c	2	0	0	0	0	2	0
Wyche, C dh/p	1	0	0	0	0	1	0
Greico, M 1b/ph	1	0	0	0	0	0	0
Totals	21	0	0	0	0	14	0

Robyn Herron, Feb. 24, 2024 \*Perfect Game

Arkansas	ip	h	r	er	bb	so	ab	bf
Robyn Herron	7.0	0	0	0	0	11	21	21

- Robyn Herron tossed her first career perfect game to ignite No. 14 Arkansas to a Saturday doubleheader sweep vs. Illinois State and Wichita State at Bogle Park. Herron's legendary performance guided the Hogs to a 7-0 win vs. Illinois State.
- The seven-inning, 11 strikeout performance by Herron is the second perfect game in program history. Former Hog Mary Haff threw a seven-inning, 14 strikeout game in a 5-0 win vs. Maryland in 2022.

Arkansas 7, Illinois State 0

ILLINOIS STATE BATTERS	AB	R	H	RBI	BB	SO	HBP
Bryant, D. 2b	3	0	0	0	0	2	0
Chval, K. cf/dh	1	0	0	0	0	1	0
Brown, P. dh/ph	2	0	0	0	0	1	0
Knight, A. 1b	3	0	0	0	0	1	0
Masching, A. lf	2	0	0	0	0	0	0
Hopkins, A. 3b	2	0	0	0	0	1	0
Larson, J. rf	1	0	0	0	0	0	0
Horton, A. ph/rf	1	0	0	0	0	1	0
Hicks, H. dh/cf	2	0	0	0	0	1	0
Boyer, E. ss	1	0	0	0	0	1	0
Bylak, M. ph	1	0	0	0	0	1	0
Bognar, B. c	2	0	0	0	0	1	0
Totals	21	0	0	0	0	11	0

Misc. Single-Game Hitting

4+ Hit Games

No.	Player	Opponent	Date
5	Danielle Gibson	Furman	4/13/19
5	Macy Burr	Texas Southern	2/25/11
5	Whitney Cloer	Kentucky	3/31/07
4	Reagan Johnson	Ohio	2/9/24
4	Reagan Johnson	Kentucky	4/22/23
4	Reagan Johnson	Iowa St.	3/2/23
4	KB Sides	Lehigh	3/11/22
4	Danielle Gibson	Alabama	3/6/20
4	Braxton Burnside	Furman	2/15/20
4	Sydney Parr	Nebraska	2/9/20
4	Hannah McEwen	LSU	4/19/19
4	Hannah McEwen	Nevada	3/1/19
4	Danielle Gibson	SIUE	3/23/19
4	Katie Warrick	Iowa St.	3/16/18
4	Stephanie Canfield	Florida A&M	2/24/17
4	Autumn Buczek	Central Mich.	2/21/16
4	Devon Wallace	Southeast Mo. St.	3/1/15
4	Stephanie Canfield	Virginia	2/21/15
4	Kasey Fagan	Butler	2/13/14
4	Sierra Bronkey	Saint Louis	2/24/13
4	Stephanie Canfield	Murray St.	2/23/13
4	Devon Wallace	Alabama	4/27/12
4	Katie Harrison	Belmont	2/10/12
4	Kayla Johnson	Mississippi St.	3/18/09
4	Jessica Bachkora	UAB	2/8/08
4	Miranda Dixon	ULM	3/4/07
4	Lauren Hendrix	vs. Houston	2/9/01
4	Dana Gulick	at Kentucky	4/24/98

Multi-HR Games

No.	Player	Opponent	Date
2	Nicole Schroeder	Louisville	2/14/15
2	Parker Pockington	Butler	2/13/14
2	Clarisa Navarro	UMKC	3/27/13
2	Devon Wallace	Alabama	4/28/12
2	Jennifer Rambo	Kentucky	4/11/12
2	Devon Wallace	Kentucky	4/11/12
2	Becca Carden	Ole Miss	3/23/12
2	Lane McGuirt	Tennessee	4/14/10
2	Sandra Smith	Kentucky	3/21/10
2	Jessica Bachkora	SIUE	3/14/10
2	Jessica Bachkora	Missouri St.	2/20/10
2	Sandra Smith	Sam Houston St.	2/19/10
2	Whitney Cloer	Oklahoma	5/16/09
2	Miranda Dixon	Oklahoma	4/8/09
2	Sandra Smith	Auburn	4/5/09
2	Whitney Cloer	Kentucky	3/21/09
2	Dayna Huckabee	Kentucky	4/13/07
2	Whitney Cloer	Nebraska	3/18/07
2	Miranda Dixon	ULM	3/4/07
2	Cortney Mitchell	at Coastal Carolina	3/11/02

Home Run Cycles

Name: Danielle Gibson (solo, two-run home run, three-run home run, grand slam)

Opponent: SIU-Edwardsville

Date: 2/23/19

Result: W, 15-3 (4)

Multi-HR Games

No.	Player	Opponent	Date
4	Danielle Gibson	SIUE	2/28/22
3	Rylin Hedgecock	Kentucky	3/3/23
2	Hannah Gammill	Georgia	4/1/24
2	Kennedy Miller	Auburn	3/16/24
2	Cylie Halvorson	UT-Arlington	2/23/24
2	Bri Ellis	Long Beach St.	2/16/24
2	Kennedy Miller	FAU	2/8/24
2	Kacie Hoffman	Mississippi St.	3/31/23
2	Rylin Hedgecock	Florida	3/26/23
2	Hannah Gammill	Florida	3/24/23
2	Rylin Hedgecock	A&M-Corpus Christi	3/3/23
2	Taylor Ellsworth	South Carolina	5/1/22
2	Linnie Malkin	South Carolina	4/30/22
2	KB Sides	Kentucky	4/17/22
2	Linnie Malkin	Southeast Mo. St.	4/12/22
2	Taylor Ellsworth	Auburn	4/10/22
2	Linnie Malkin	Auburn	4/8/22
2	Danielle Gibson	Ole Miss	4/3/22
2	Danielle Gibson	Western Ky.	3/21/22
2	Danielle Gibson	Tennessee	3/19/22
2	Taylor Ellsworth	Lehigh	3/11/22
2	Hannah Gammill	Maryland	3/11/22
2	Linnie Malkin	Central Ark.	4/21/21
2	Kayla Green	Alabama	4/10/21
2	Kayla Green	Missouri St.	4/6/21
2	Braxton Burnside	South Carolina	3/13/21
2	Danielle Gibson	Northwestern St.	3/6/21
2	Danielle Gibson	Northwestern St.	3/5/21
2	Braxton Burnside	Texas Tech	2/28/21
2	Braxton Burnside	Southeast Mo. St.	2/26/21
2	Linnie Malkin	McNeese	2/20/21
2	Braxton Burnside	Oklahoma St.	2/11/21
2	Ashley Diaz	UT Arlington	3/26/19
2	Hannah McEwen	Saint Louis	4/10/18
2	Katie Warrick	Iowa St.	3/16/18
2	Braxton Burnside	Grand Canyon	2/17/17
2	A.J. Belans	Missouri	4/9/17
2	Nicole Schroeder	Oklahoma St.	3/1/17
2	Tori Cooper	San Diego	2/19/17
2	Nicole Schroeder	Loyola Marymount	2/17/17
2	Nicole Schroeder	UMass Lowell	2/11/17



**1997** Head Coach: Carie Dever-Boaz | Record: 16-42 (Overall), 12-16 (SEC)

PLAYER	AVG	GP	AB	R	H	2B	3B	HR	RBI	TB	SLG%	BB	HP	SO	GDP	OB%	SF	SH	SB-ATT	PO	A	E	FLD%
Kim Bryant	.326	55	141	10	46	5	4	0	10	59	.418	10	-	30	-	-	-	-	4-6	-	-	-	-
Jen Cirigliano	.326	58	175	9	57	11	0	1	21	71	.406	6	-	22	-	-	-	-	1-6	-	-	-	-
Augrista Belford	.283	58	173	19	49	6	1	3	11	66	.382	5	-	13	-	-	-	-	5-7	-	-	-	-
Gretchen Thompson	.254	56	159	17	39	9	1	1	12	53	.333	9	-	23	-	-	-	-	4-4	-	-	-	-
Brett Erickson	.239	58	176	18	42	2	3	0	6	50	.284	12	-	10	-	-	-	-	4-9	-	-	-	-
Lisa Flores	.228	53	136	16	31	7	1	5	21	55	.404	7	-	23	-	-	-	-	0-0	-	-	-	-
Crystal Richardson	.227	37	44	7	10	0	0	0	0	10	.227	3	-	9	-	-	-	-	8-9	-	-	-	-
Christy Ralph	.209	38	43	6	9	1	0	0	2	10	.233	3	-	9	-	-	-	-	6-7	-	-	-	-
Dana Gulick	.206	42	102	8	21	3	0	0	4	23	.235	4	-	15	-	-	-	-	5-6	-	-	-	-
Tammy Kincaid	.179	33	84	2	15	2	0	0	3	17	.202	0	-	0	-	-	-	-	1-1	-	-	-	-
Aly Sartini	.166	52	145	11	24	3	1	1	9	32	.221	5	-	14	-	-	-	-	2-3	-	-	-	-
Kris Hightower	.101	38	69	4	7	0	0	0	0	7	.101	2	-	17	-	-	-	-	2-4	-	-	-	-
Katy Skiafe	.094	30	32	1	3	0	0	0	1	3	.094	3	-	12	-	-	-	-	0-2	-	-	-	-
Amber Meza	.000	8	2	0	0	0	0	0	0	0	.000	1	-	1	-	-	-	-	0-0	-	-	-	-

PITCHER	ERA	W-L	APP	GS	CG	SHO	SV	IP	H	R	ER	BB	SO	2B	3B	HR	B/AVG.	WP	HP	BK	SFA	SHA
Tammy Kincaid	2.51	13-32	48	45	44	1	0	309.2	312	166	111	54	200	-	-	-	-	-	-	-	-	-
Gretchen Thompson	5.59	3-9	14	13	10	0	0	72.2	117	73	58	22	17	-	-	-	-	-	-	-	-	-

**1998** Head Coach: Carie Dever-Boaz | Record: 21-38 (Overall), 13-17 (SEC)

PLAYER	AVG	GP	AB	R	H	2B	3B	HR	RBI	TB	SLG%	BB	HP	SO	GDP	OB%	SF	SH	SB-ATT	PO	A	E	FLD%
Dana Gulick	.312	58	186	35	58	3	0	0	10	61	.328	16	-	10	-	-	-	-	17-22	-	-	-	-
Jen Cirigliano	.291	59	175	8	51	7	1	1	30	63	.360	15	-	16	-	-	-	-	0-0	-	-	-	-
Sheri Wahrmond	.255	59	165	12	42	7	4	1	17	60	.364	7	-	21	-	-	-	-	2-5	-	-	-	-
Aly Sartini	.245	57	139	0	34	10	0	0	13	44	.317	19	-	23	-	-	-	-	1-2	-	-	-	-
Tammy Kincaid	.226	54	159	8	36	7	0	0	14	43	.270	8	-	31	-	-	-	-	0-0	-	-	-	-
Kris Hightower	.196	58	153	6	30	7	0	0	7	31	.203	7	-	21	-	-	-	-	1-2	-	-	-	-
Kathy Quillin	.194	56	124	10	24	1	0	0	5	27	.218	13	-	30	-	-	-	-	2-7	-	-	-	-
Crystal Richardson	.158	50	95	13	15	3	9	9	1	15	.158	12	-	26	-	-	-	-	6-7	-	-	-	-
Jennifer Bottoms	.152	47	105	2	16	9	0	0	9	18	.171	6	-	24	-	-	-	-	0-0	-	-	-	-
Christy Ralph	.153	50	35	12	5	2	0	0	1	5	.143	3	-	9	-	-	-	-	2-3	-	-	-	-
Sami James	.127	55	79	3	10	0	0	0	5	11	.139	5	-	14	-	-	-	-	0-0	-	-	-	-
Elizabeth Landgraf	.108	40	65	1	7	1	1	0	3	10	.154	3	-	21	-	-	-	-	0-0	-	-	-	-
Robin Alpe	.100	24	20	3	2	1	0	0	0	2	.000	0	-	8	-	-	-	-	0-0	-	-	-	-
Amber Meza	.000	39	1	5	0	0	0	0	0	0	.000	0	-	0	-	-	-	-	1-6	-	-	-	-

PITCHER	ERA	W-L	APP	GS	CG	SHO	SV	IP	H	R	ER	BB	SO	2B	3B	HR	B/AVG.	WP	HP	BK	SFA	SHA
Tammy Kincaid	1.72	13-21	43	34	30	3	2	253.0	234	119	62	54	178	-	-	-	-	-	-	-	-	-
Jennifer Bottoms	2.63	8-17	29	25	16	4	0	154.1	169	82	58	37	68	-	-	-	-	-	-	-	-	-

**1999** Head Coach: Carie Dever-Boaz | Record: 46-29 (Overall), 17-13 (SEC)

PLAYER	AVG	GP	AB	R	H	2B	3B	HR	RBI	TB	SLG%	BB	HP	SO	GDP	OB%	SF	SH	SB-ATT	PO	A	E	FLD%
Dana Gulick	.311	75	235	39	73	4	3	0	14	83	.353	11	-	23	-	-	-	-	33-36	-	-	-	-
Brett Erickson	.278	75	223	18	62	12	1	1	20	79	.354	21	-	10	-	-	-	-	2-3	-	-	-	-
Tiffany Woolley	.278	75	223	27	62	4	0	0	17	66	.296	6	-	17	-	-	-	-	6-8	-	-	-	-
Jen Cirigliano	.271	75	199	8	54	12	0	5	33	81	.407	27	-	31	-	-	-	-	0-0	-	-	-	-
Sheri Wahrmund	.250	71	176	16	44	7	4	2	20	59	.291	9	-	25	-	-	-	-	16-19	-	-	-	-
Danica Howlett	.222	75	203	14	45	8	0	2	24	59	.291	28	-	30	-	-	-	-	2-3	-	-	-	-
Lolly Landgraf	.203	72	177	15	36	6	3	0	19	48	.271	14	-	46	-	-	-	-	1-2	-	-	-	-
Ally Sartini	.200	60	120	3	24	1	0	1	8	28	.233	9	-	26	-	-	-	-	1-3	-	-	-	-
Kathy Quillin	.197	62	132	12	26	4	3	1	12	39	.295	3	-	32	-	-	-	-	6-8	-	-	-	-
Jennifer Bottoms	.162	28	37	2	6	2	0	0	2	8	.216	2	-	16	-	-	-	-	2-2	-	-	-	-
Rachel Talley	.158	12	19	3	3	0	0	0	0	3	.158	0	-	6	-	-	-	-	0-1	-	-	-	-
Kris Hightower	.135	31	37	1	5	0	0	0	3	5	.135	2	-	8	-	-	-	-	0-0	-	-	-	-
Andy Wharton	.128	68	47	24	6	0	0	0	1	6	.128	6	-	18	-	-	-	-	15-21	-	-	-	-
Tammy Kincaid	.125	17	24	0	3	0	0	0	0	3	.125	4	-	8	-	-	-	-	0-0	-	-	-	-

PITCHER	ERA	W-L	APP	GS	CG	SHO	SV	IP	H	R	ER	BB	SO	2B	3B	HR	B/AVG.	WP	HP	BK	SFA	SHA	
Tammy Kincaid	1.38	22-12	44	31	21	8	2	244.1	203	83	48	34	193	-	-	-	-	-	-	-	-	-	-
Rachel Talley	2.08	16-11	41	29	9	4	2	171.2	154	73	51	29	160	-	-	-	-	-	-	-	-	-	-
Jennifer Bottoms	2.09	8-6	34	13	7	3	3	110.2	112	57	33	29	62	-	-	-	-	-	-	-	-	-	-

**2000** Head Coach: Carie Dever-Boaz | Record: 44-31 (Overall), 19-11 (SEC) | NCAA Regional Participant

PLAYER	AVG	GP	AB	R	H	2B	3B	HR	RBI	TB	SLG%	BB	HP	SO	GDP	OB%	SF	SH	SB-ATT	PO	A	E	FLD%
Brett Erickson	.352	72	227	24	80	21	1	1	30	106	.467	16	-	17	-	-	-	-	3-4	-	-	-	-
Danica Howlett	.295	75	220	27	65	16	3	1	27	90	.409	19	-	21	-	-	-	-	1-1	-	-	-	-
Dana Gulick	.294	75	214	37	63	5	1	0	16	70	.327	18	-	36	-	-	-	-	17-20	-	-	-	-
Jen Cirigliano	.269	74	208	12	56	9	0	5	36	80	.385	22	-	37	-	-	-	-	0-0	-	-	-	-
Erin Stokey	.264	75	231	24	61	5	1	4	30	80	.346	15	-	26	-	-	-	-	6-9	-	-	-	-
Kim Eiben	.257	71	191	14	49	11	1	0	21	62	.325	12	-	27	-	-	-	-	2-5	-	-	-	-
Jennifer Bottoms	.231	12	26	1	6	1	0	0	0	7	.269	2	-	5	-	-	-	-	0-0	-	-	-	-
Lindsay Jarvis	.214	12	14	0	3	0	0	0	0	3	.214	3	-	5	-	-	-	-	1-2	-	-	-	-
Tiffany Woolley	.187	68	123	13	23	1	0	0	4	24	.195	1	-	12	-	-	-	-	5-6	-	-	-	-
Aly Sartini	.176	55	108	7	19	2	0	1	13	24	.222	15	-	30	-	-	-	-	1-1	-	-	-	-
Andy Wharton	.167	67	114	19	19	3	0	0	3	22	.193	7	-	34	-	-	-	-	12-14	-	-	-	-
Rachel Talley	.167	11	18	0	3	1	0	0	0	4	.222	0	-	5	-	-	-	-	0-0	-	-	-	-
Sheri Wahrmund	.150	73	247	15	22	2	2	0	5	28	.190	2	-	35	-	-	-	-	3-7	-	-	-	-
Julie Young	.119	47	59	9	7	2	0	0	4	9	.153	2	-	21	-	-	-	-	1-3	-	-	-	-
Tammy Kincaid	.115	16	26	0	3	2	0	0	1	5	.192	2	-	7	-	-	-	-	0-0	-	-	-	-
Katy Skaife	.000	26	4	9	0	0	0	0	0	0	.000	0	-	2	-	-	-	-	1-1	-	-	-	-
Kirsten Henry	.000	57	2	16	0	0	0	0	0	0	.000	0	-	0	-	-	-	-	3-7	-	-	-	-

PITCHER	ERA	W-L	APP	GS	CG	SHO	SV	IP	H	R	ER	BB	SO	2B	3B	HR	B/AVG.	WP	HP	BK	SFA	SHA	
Rachel Talley	1.26	13-12	37	32	12	3	0	172.2	143	53	31	32	140	-	-	-	-	-	-	-	-	-	-
Tammy Kincaid	1.32	24-14	51	28	21	7	5	244.1	198	79	46	68	174	-	-	-	-	-	-	-	-	-	-
Jennifer Bottoms	2.33	7-5	27	15	7	2	3	105.1	100	59	35	31	56	-	-	-	-	-	-	-	-	-	-



**2001** Head Coach: Carie Dever-Boaz | Record: 36-30 (Overall), 14-16 (SEC)

PLAYER	AVG	GP	AB	R	H	2B	3B	HR	RBI	TB	SLG%	BB	HP	SO	GDP	OB%	SF	SH	SB-ATT	PO	A	E	FLD%
Danica Howlett	.306	63	186	17	57	6	0	2	20	69	.371	15	-	17	-	-	-	-	2-7	-	-	-	-
Tiffany Woolley	.300	56	120	14	36	3	0	0	6	39	.325	5	-	5	-	-	-	-	5-5	-	-	-	-
Julie Young	.286	57	126	14	36	8	0	3	16	53	.421	6	-	22	-	-	-	-	2-3	-	-	-	-
Stephanie Hunter	.265	60	151	17	40	2	0	0	6	42	.278	5	-	17	-	-	-	-	8-12	-	-	-	-
Lauren Hendrix	.261	57	161	11	42	6	0	2	15	54	.335	6	-	29	-	-	-	-	3-4	-	-	-	-
Jennifer Bottoms	.250	58	136	5	34	5	0	0	10	39	.287	8	-	20	-	-	-	-	2-2	-	-	-	-
Andy Wharton	.244	62	78	16	19	1	0	0	4	20	.256	7	-	12	-	-	-	-	5-7	-	-	-	-
Kim Eiben	.244	51	107	7	24	5	0	1	12	32	.299	4	-	11	-	-	-	-	2-2	-	-	-	-
Cortney Mitchell	.223	58	179	18	40	10	3	1	16	59	.330	10	-	22	-	-	-	-	3-7	-	-	-	-
Tiffany Johnson	.181	57	105	10	19	6	0	0	3	25	.238	9	-	20	-	-	-	-	6-8	-	-	-	-
Heather Schlichtman	.176	9	17	2	3	1	0	0	4	4	.235	1	-	6	-	-	-	-	0-0	-	-	-	-
Nicole Deeter	.169	50	89	10	15	2	0	0	5	17	.191	9	-	15	-	-	-	-	1-2	-	-	-	-
Rachel Talley	.150	12	20	1	3	0	0	0	0	3	.150	1	-	8	-	-	-	-	0-0	-	-	-	-
Erin Stokey	.141	56	135	8	19	3	0	0	10	22	.163	8	-	12	-	-	-	-	0-1	-	-	-	-
Kelli Nims	.000	23	1	4	0	0	0	0	0	0	.000	0	-	0	-	-	-	-	1-1	-	-	-	-

PITCHER	ERA	W-L	APP	GS	CG	SHO	SV	IP	H	R	ER	BB	SO	2B	3B	HR	B/AVG.	WP	HP	BK	SFA	SHA	
Heather Schlichtman	0.95	25-13	46	33	26	10	2	249.2	167	57	34	48	196	-	-	-	-	-	-	-	-	-	-
Rachel Talley	1.42	9-17	37	29	18	4	4	182.0	151	55	37	32	140	-	-	-	-	-	-	-	-	-	-
Jennifer Bottoms	7.64	0-0	2	2	0	0	0	3.2	9	6	4	5	2	-	-	-	-	-	-	-	-	-	-

**2002** Head Coach: Carie Dever-Boaz | Record: 39-28-1 (Overall), 14-16 (SEC) | NCAA Regional Participant

PLAYER	AVG	GP/GS	AB	R	H	2B	3B	HR	RBI	TB	SLG%	BB	HP	SO	GDP	OB%	SF	SH	SB-ATT	PO	A	E	FLD%
Valanna Lyons	.400	29-18	5	1	2	0	0	0	0	2	.400	0	0	2	0	.400	0	0	0-0	5	33	4	.905
Blaire Woodward	.304	67-67	214	24	65	0	0	0	8	65	.304	2	1	16	0	.313	0	24	20-27	121	109	13	.947
Stephanie Hunter	.285	64-55	165	5	47	2	1	0	10	51	.309	3	4	19	1	.314	0	7	0-1	20	2	2	.917
Cortney Mitchell	.282	52-52	163	26	46	12	1	7	21	81	.497	19	2	21	0	.364	0	3	6-9	77	118	21	.903
Danica White	.277	66-63	191	16	53	10	4	0	24	71	.372	20	3	12	0	.355	0	2	6-8	381	38	2	.995
Julie Young	.267	65-60	172	18	46	6	1	2	25	60	.349	6	6	28	0	.314	1	11	7-8	69	34	6	.945
Andy Wharton	.250	61-49	88	11	22	0	0	0	3	22	.250	2	2	24	0	.283	0	8	6-8	39	6	7	.865
Kim Eiben	.234	68-68	184	4	43	9	0	1	16	55	.299	8	16	22	2	.319	2	8	0-1	512	35	7	.987
Tiffany Woolley	.231	68-68	195	22	45	3	0	0	8	48	.246	13	1	10	0	.282	0	8	11-13	76	153	10	.958
Rachel Talley	.229	57-42	96	4	22	4	0	2	15	32	.333	8	2	26	0	.302	0	6	1-2	0	33	0	1.000
Nicole Deeter	.225	68-67	173	17	39	6	1	2	12	53	.306	15	2	24	0	.295	0	9	3-8	28	6	2	.944
Lisa Nieman	.198	50-30	91	13	18	1	0	1	1	22	.242	7	1	26	0	.263	0	5	4-5	89	7	1	.990
Heather Schlichtman	.190	41-32	21	2	4	0	0	1	3	7	.333	1	0	7	0	.227	0	0	0-0	1	66	2	.971
Erin Stokey	.167	10-2	12	0	2	0	0	0	1	2	.167	0	0	1	0	.167	0	1	0-0	0	0	0	.000
Zenobia Davison	.167	50-6	6	16	1	0	0	0	0	1	.167	0	0	2	0	.167	0	1	3-7	5	0	0	1.000
Lauren Hendrix	.000	5-0	4	0	0	0	0	0	0	0	.000	0	0	1	0	.000	0	0	0-0	0	0	0	.000
Jessica Kaiser	.000	28-0	1	5	0	0	0	0	0	0	.000	1	0	0	0	.500	0	0	1-1	1	1	1	.667
Kelli Nims	.000	25-0	1	7	0	0	0	0	0	0	.000	0	0	1	0	.000	0	1	0-1	3	1	0	1.000

PITCHER	ERA	W-L	APP	GS	CG	SHO	SV	IP	H	R	ER	BB	SO	2B	3B	HR	B/AVG.	WP	HP	BK	SFA	SHA
Valanna Lyons	1.21	6-8	28	16	5	1/1	2	110.0	90	39	19	41	66	17	5	1	.230	3	6	0	3	22
Heather Schlichtman	1.48	20-10	41	32	22	9/1	1	212.2	147	61	45	79	201	25	5	9	.192	5	9	1	1	13
Rachel Talley	2.06	13-10	35	20	11	4/2	3	153.0	122	56	45	27	158	14	1	6	.217	1	6	0	1	18

**2003** Head Coach: Carie Dever-Boaz | Record: 24-36 (Overall), 8-22 (SEC)

PLAYER	AVG	GP/GS	AB	R	H	2B	3B	HR	RBI	TB	SLG%	BB	HP	SO	GDP	OB%	SF	SH	SB-ATT	PO	A	E	FLD%
Heather Schlichtman	.435	39-30	23	2	10	0	0	1	3	13	.565	0	3	5	0	.500	0	2	1-1	9	62	2	.973
Kim Eiben	.345	59-58	168	11	58	14	1	2	23	80	.476	6	11	18	0	.405	0	3	0-0	419	27	5	.989
Blaire Woodward	.286	59-59	161	21	46	1	1	0	6	49	.304	3	0	14	0	.299	0	15	10-15	109	115	12	.949
Julie Young	.285	60-58	165	23	47	6	2	5	25	72	.436	8	1	28	0	.320	1	8	8-9	51	0	2	.962
Ruth Atkins	.283	55-41	120	5	34	5	1	2	15	47	.392	15	2	26	0	.370	1	3	0-0	45	9	2	.964
Stephanie Hunter	.258	59-50	163	8	42	4	0	0	6	46	.282	3	2	15	0	.280	0	3	1-2	25	0	1	.962
Candice Swan	.255	45-43	137	11	35	4	2	0	9	43	.314	6	2	26	0	.297	0	5	8-12	28	2	3	.909
Lauren Hendrix	.237	52-40	114	12	27	2	1	2	14	37	.325	14	4	25	0	.341	0	6	2-3	44	50	7	.931
Nicole Deeter	.222	46-35	72	13	16	3	0	1	8	22	.306	8	1	15	0	.309	0	6	4-4	31	68	7	.934
Barbara Jean Southmayd	.200	51-32	100	0	20	4	0	0	9	24	.240	12	1	30	0	.292	0	3	0-0	18	61	5	.940
Ashley Carter	.164	45-25	67	6	11	2	0	2	8	19	.284	6	3	25	0	.260	1	2	1-1	35	42	10	.885
Melissa Johnson	.161	39-9	56	1	9	2	0	0	10	11	.196	0	0	15	0	.158	1	0	0-0	0	0	0	.000
Mindy O'Malley	.129	53-37	70	11	9	1	0	0	2	10	.143	2	0	14	0	.153	0	3	8-11	48	36	11	.884
Shana Easley	.100	37-33	60	2	6	1	0	1	3	10	.167	2	1	20	1	.143	0	0	0-0	205	23	4	.983
Lisa Nieman	.070	38-27	43	7	3	0	0	0	1	3	.070	1	1	14	0	.111	0	2	1-3	134	22	1	.994
Valanna Lyons	.000	36-23	3	1	0	0	0	0	0	0	.000	0	0	3	0	.000	0	0	0-0	1	43	4	.917
Zenobia Davison	.000	30-0	1	7	0	0	0	0	0	0	.000	0	0	0	0	.000	0	0	1-3	0	0	0	.000
Jessica Kaiser	.000	2-0	0	0	0	0	0	0	0	0	.000	0	0	0	0	.000	0	0	0-0	0	0	0	.000
Kristin Stunkard	.000	5-0	0	1	0	0	0	0	0	0	.000	0	0	0	0	.000	0	0	0-0	0	0	0	.000
Allie Benish	.000	16-0	0	5	0	0	0	0	0	0	.000	0	0	0	0	.000	0	0	2-2	0	0	0	.000
Kelli Nims	.000	7-0	0	2	0	0	0	0	0	0	.000	0	0	0	0	.000	0	0	0-0	0	0	0	.000
Sara Hill	.000	51-0	0	19	0	0	0	0	0	0	.000	0	0	0	0	.000	0	0	6-9	0	1	0	1.000

PITCHER	ERA	W-L	APP	GS	CG	SHO	SV	IP	H	R	ER	BB	SO	2B	3B	HR	B/AVG.	WP	HP	BK	SFA	SHA
Heather Schlichtman	2.58	13-19	37	29	18	0/0	1	195.1	171	95	72	64	178	31	4	14	.228	2	7	0	1	24
Valanna Lyons	3.60	8-13	35	23	13	1/1	2	146.0	149	99	75	74	115	28	6	12	.261	13	11	0	2	17
Blaire Woodward	4.05	3-4	14	8	5	1/1	0	55.1	62	37	32	23	37	15	1	4	.277	5	4	2	1	4
Candice Swan	8.75	0-0	2	0	0	0/0	0	4.0	7	5	5	0	2	4	0	1	.368	2	0	1	0	0

**2004** Head Coach: Carie Dever-Boaz | Record: 18-40 (Overall), 6-24 (SEC)

PLAYER	AVG	GP/GS	AB	R	H	2B	3B	HR	RBI	TB	SLG%	BB	HP	SO	GDP	OB%	SF	SH	SB-ATT	PO	A	E	FLD%
Rachel LeMaster	.298	58-54	151	13	45	2	0	0	6	47	.311	8	0	42	0	.333	0	6	7-13	70	40	16	.873
Blaire Perry	.268	55-33	82	19	22	1	2	0	4	27	.329	2	1	10	0	.291	1	3	13-16	23	54	6	.928
Ashley Carter	.214	27-27	70	1	15	1	0	0	2	16	.229	4	5	23	0	.304	0	1	0-1	147	13	8	.952
Kristen Patton	.206	52-43	131	6	27	5	0	2	10	38	.290	5	3	56	0	.252	0	4	1-2	15	1	6	.727
Kallie Foglesong	.204	57-54	152	10	31	7	0	4	15	50	.329	14	5	53	0	.291	1	5	1-3	60	95	5	.969
Shana Easley	.200	58-58	155	4	31	4	0	0	7	35	.226	2	2	37	0	.219	1	7	0-0	417	45	4	.991
Mindy O'Malley	.185	58-58	162	12	30	2	0	0	7	32	.198	3	4	17	0	.218	1	6	9-14	121	100	14	.940
Candice Swan	.181	54-53	138	11	25	7	1	0	6	34	.246	9	2	36	0	.242	0	5	5-8	57	3	2	.968
Heather Schlichtman	.173	51-47	110	6	19	2	0	1	11	24	.218	10	0	27	1	.242	0	0	0-0	75	82	8	.952
Melissa Johnson	.169	57-54	142	10	24	5	0	2	12	35	.246	5	1	50	1	.203	0	4	4-5	38	1	2	.951
BJ Southmayd	.109	55-47	129	1	14	0	0	1	6	17	.132	16	1	40	0	.212	0	1	2-2	175	15	6	.969
Zenobia Davison	.071	41-13	14	6	1	0	0	0	0	1	.071	1	0	9	0	.133	0	0	4-6	9	0	1	.900
Michele Bisaccia	.048	26-9	21	0	1	0	0	0	0	1	.048	1	0	12	0	.091	0	0	0-0	12	4	2	.889
Sarah Topham	.027	33-26	37	0	1	0	0	0	0	1	.027	5	0	11	0	.143	0	0	0-0	9	29	3	.927
Cassy Long	.000	14-1	0	0	0	0	0	0	0	0	.000	0	0	0	0	.000	0	0	0-0	0	0	0	.000
Valanna Lyons	.000	6-2	0	0	0	0	0	0	0	0	.000	0	0	0	0	.000	0	0	0-0	0	9	1	.900
Allie Benish	.000	50-0	0	14	0	0	0	0	0	0	.000	0	0	0	0	.000	0	0	13-14	0	0	0	.000

PITCHER	ERA	W-L	APP	GS	CG	SHO	SV	IP	H	R	ER	BB	SO	2B	3B	HR	B/AVG.	WP	HP	BK	SFA	SHA
Heather Schlichtman	1.63	15-25	44	34	27	6/2	1	266.0	189	104	62	79	305	31	9	16	.197	4	8	1	1	35
Blaire Perry	2.45	1-2	11	3	1	0/1	0	34.1	28	16	12	17	20	7	0	0	.233	3	2	0	1	7
Sarah Topham	3.96	2-12	24	19	6	1/1	0	92.0	101	70	52	54	62	14	4	2	.285	14	9	0	4	16
Valanna Lyons	5.91	0-1	6	2	0	0/0	0	10.2	12	13	9	14	11	3	1	0	.273	2	1	0	0	2
Cassy Long	8.84	0-0	3	0	0	0/0	0	6.1	16	10	8	2	3	3	0	0	.471	0	1	0	1	0

**2005** Head Coach: Jamie Pinkerton | Record: 19-43 (Overall), 4-25 (SEC)

PLAYER	AVG	GP/GS	AB	R	H	2B	3B	HR	RBI	TB	SLG%	BB	HP	SO	GDP	OB%	SF	SH	SB-ATT	PO	A	E	FLD%
Rachel LeMaster	.363	62-62	201	30	73	2	3	0	12	81	.403	12	0	38	0	.399	0	1	27-31	56	9	4	.942
Ashley Carter	.291	61-59	165	20	48	7	1	3	19	66	.400	9	11	23	0	.364	2	2	4-6	90	93	10	.948
Mindy O'Malley	.268	62-62	198	32	53	7	3	0	10	66	.333	7	2	18	0	.298	1	9	13-14	87	11	1	.990
Kallie Foglesong	.260	62-62	181	19	47	12	0	3	31	68	.376	5	13	33	0	.322	3	2	1-1	148	89	6	.975
Shana Easley	.234	62-62	184	11	43	7	0	3	23	59	.321	4	1	45	1	.251	2	2	0-0	326	29	10	.973
Samantha Buckner	.221	60-53	149	11	33	7	0	2	14	46	.309	9	0	38	1	.266	0	1	1-1	286	26	5	.984
Sarah Topham	.217	45-20	46	1	10	0	0	0	5	10	.217	8	1	13	1	.339	1	1	0-0	1	6	3	.700
Dayna Huckabee	.211	60-58	152	16	32	8	1	3	17	51	.336	12	2	55	0	.277	0	4	2-2	101	84	14	.930
Barbara Jean Southmayd	.159	57-48	132	9	21	2	0	4	10	35	.265	16	2	39	0	.260	0	2	1-1	14	29	5	.896
Zenobia Davison	.130	62-55	123	12	16	1	1	1	5	22	.179	4	0	52	0	.157	0	2	8-9	52	2	7	.885
Blaire Perry	.120	8-8	25	1	3	0	0	0	0	3	.120	0	0	4	0	.120	0	1	1-1	15	9	1	.960
Lindsay Perry	.067	27-7	15	2	1	0	0	0	0	1	.067	0	0	8	0	.067	0	1	0-2	4	0	0	1.000
Heather Rankin	.045	35-11	22	9	1	0	0	0	1	1	.045	1	1	12	0	.120	1	1	2-2	11	0	2	.846
Valanna Lyons	.000	26-22	2	0	0	0	0	0	0	0	.000	0	0	2	0	.000	0	0	0-0	2	30	2	.941
Cassy Long	.000	12-2	1	1	0	0	0	0	0	0	.000	0	0	0	0	.000	0	0	0-0	0	0	0	.000
Linzee Roby	.000	10-3	0	1	0	0	0	0	0	0	.000	0	0	0	0	.000	0	0	0-0	0	4	0	1.000
Katy Henry	.000	41-25	0	0	0	0	0	0	0	0	.000	0	0	0	0	.000	0	0	0-0	9	26	1	.972
Kelly Ninemire	.000	22-0	0	0	0	0	0	0	0	0	.000	0	0	0	0	.000	0	0	0-0	1	6	1	.875

PITCHER	ERA	W-L	APP	GS	CG	SHO	SV	IP	H	R	ER	BB	SO	2B	3B	HR	B/AVG.	WP	HP	BK	SFA	SHA
Sarah Topham	2.56	4-8	21	12	2	0/2	3	71.0	76	38	26	27	51	13	3	6	.263	1	1	0	0	5
Katy Henry	3.74	6-17	40	24	11	0/1	2	149.2	169	94	80	38	124	27	2	18	.290	2	7	0	6	20
Valanna Lyons	3.88	7-15	24	22	7	1/1	0	108.1	137	76	60	51	80	23	0	3	.312	7	4	0	3	20
Kelly Ninemire	5.07	1-0	22	0	0	0/0	1	40.0	58	33	29	22	31	7	2	4	.343	1	1	1	3	7
Cassy Long	5.56	0-1	6	1	0	0/0	0	11.1	16	10	9	3	2	2	0	1	.333	0	0	1	0	0
Linzee Roby	6.10	1-2	9	3	0	0/0	0	20.2	30	18	18	11	18	9	0	4	.357	2	0	0	3	2

**2006** Head Coach: Jamie Pinkerton | Record: 26-35 (Overall), 10-19 (SEC)

PLAYER	AVG	GP/GS	AB	R	H	2B	3B	HR	RBI	TB	SLG%	BB	HP	SO	GDP	OB%	SF	SH	SB-ATT	PO	A	E	FLD%
Blaire Perry	.301	58-57	166	18	50	5	1	0	12	57	.343	3	3	18	0	.326	0	8	12-21	77	56	3	.978
Mindy O'Malley	.272	60-59	180	27	49	8	2	0	14	61	.339	10	5	12	0	.327	1	7	8-11	82	7	2	.978
Rachel LeMaster	.258	59-59	178	17	46	0	0	0	6	46	.258	12	1	26	0	.309	0	11	19-26	37	3	1	.976
Shana Easley	.234	60-60	175	12	41	8	0	5	21	64	.366	14	2	60	0	.297	1	1	1-1	283	16	4	.987
Dayna Huckabee	.224	56-56	147	13	33	10	3	4	25	61	.415	5	2	53	0	.258	1	2	3-3	97	77	13	.930
Sandra Smith	.206	42-36	102	4	21	4	0	1	7	28	.275	16	2	32	0	.322	1	2	0-0	87	40	5	.962
Meagan Harney	.196	34-12	46	2	9	4	0	0	3	13	.283	6	1	17	0	.296	1	1	0-0	6	0	0	1.000
Brandy Baze	.182	22-7	11	3	2	0	0	0	0	2	.182	0	0	6	0	.182	0	0	0-0	12	7	3	.864
Kayla Johnson	.175	58-56	154	15	27	3	0	1	15	33	.214	18	2	35	0	.270	0	11	0-0	76	74	19	.888
Jocelyne Moncrief	.160	54-49	119	7	19	0	0	0	3	19	.160	3	0	14	0	.180	0	4	3-3	74	3	2	.975
Whitney Cloer	.145	50-42	110	9	16	2	1	3	13	29	.264	13	2	23	0	.242	3	4	2-2	229	14	2	.992
Samantha Buckner	.110	32-27	73	2	8	2	0	0	2	10	.137	7	0	25	0	.188	0	1	0-0	119	8	2	.984
Carrie Egnor	.087	30-23	46	6	4	1	0	0	6	5	.109	15	0	17	0	.311	0	1	2-3	37	34	6	.922
Kallie Foglesong	.040	12-6	25	0	1	0	0	0	0	1	.040	2	1	7	0	.143	0	0	0-0	32	5	2	.949
Brandy Foust	.000	15-0	2	7	0	0	0	0	0	0	.000	0	0	1	0	.000	0	0	0-0	0	0	0	.000
Hillary Freeman	.000	32-2	1	6	0	0	0	0	0	0	.000	0	1	1	0	.500	0	0	3-4	1	0	0	1.000
BJ Southmayd	.000	1-0	0	0	0	0	0	0	0	0	.000	1	0	0	0	1.000	0	0	0-0	0	1	0	1.000
Sarah Topham	.000	0-0	0	0	0	0	0	0	0	0	.000	0	0	0	0	.000	0	0	0-0	0	3	0	1.000
Kayce Odle	.000	10-9	0	0	0	0	0	0	0	0	.000	0	0	0	0	.000	0	0	0-0	0	9	0	1.000
Katy Henry	.000	4-4	0	0	0	0	0	0	0	0	.000	0	0	0	0	.000	0	0	0-0	7	39	7	.868

PITCHER	ERA	W-L	APP	GS	CG	SHO	SV	IP	H	R	ER	BB	SO	2B	3B	HR	B/AVG.	WP	HP	BK	SFA	SHA
Katy Henry	2.44	15-17	43	29	18	5/2	4	218.1	198	94	76	44	219	33	1	17	.240	419	1	2	34	21
Kayce Odle	2.79	4-8	27	8	3	3/0	0	77.2	73	42	31	34	60	15	2	6	.249	8	6	0	3	11
Blaire Perry	2.89	6-9	26	22	5	2/2	0	113.2	116	68	47	54	88	16	1	7	.263	9	5	0	3	26
Sarah Topham	4.67	0-1	3	1	0	0/0	0	9.0	11	8	6	10	8	2	0	2	.297	2	1	0	0	1

Yearly Statistics

**2007** Head Coach: Jamie Pinkerton | Record: 21-43 (Overall), 6-22 (SEC)

PLAYER	AVG	GP/GS	AB	R	H	2B	3B	HR	RBI	TB	SLG%	BB	HP	SO	GDP	OB%	SF	SH	SB-ATT	PO	A	E	FLD%
Jessica Bachkora	.291	64-64	199	30	58	10	5	0	17	78	.392	9	5	30	0	.338	0	2	16-20	62	4	3	.957
Whitney Cloer	.273	63-63	176	17	48	7	2	6	25	77	.438	6	3	48	1	.308	0	4	4-5	360	29	5	.987
Miranda Dixon	.263	61-59	175	17	46	3	0	7	16	70	.400	10	4	41	1	.317	0	1	0-0	9	20	15	.659
Rachel LeMaster	.261	64-64	211	17	55	3	1	0	8	60	.284	6	0	36	0	.281	0	7	22-29	35	3	1	.974
Dayna Huckabee	.245	64-64	184	26	45	4	4	6	26	75	.408	11	1	57	0	.288	2	1	2-3	92	106	13	.938
Samantha Buckner	.229	64-64	166	8	38	3	0	2	12	47	.283	12	0	30	3	.279	1	3	1-1	361	24	8	.980
Kayla Johnson	.219	61-52	155	24	34	6	0	3	23	49	.316	12	4	27	1	.291	1	0	0-0	102	75	15	.922
Teighynne Hulsey	.215	46-25	79	10	17	3	0	1	3	23	.291	8	1	20	0	.295	0	0	1-1	13	13	3	.897
Hillary Freeman	.129	28-17	31	6	4	1	0	1	3	8	.258	3	2	18	0	.250	0	0	0-0	31	0	0	1.000
Brittany Robison	.128	44-42	86	7	11	1	1	1	10	17	.198	8	0	26	0	.202	0	1	2-2	57	51	13	.893
Jess Reed	.127	42-29	71	5	9	2	0	1	5	14	.197	5	1	22	0	.195	0	0	2-2	41	45	9	.905
Dara Clark	.083	30-11	24	4	2	0	0	0	0	2	.083	2	0	17	0	.154	0	1	2-2	4	1	0	1.000
Brandy Baze	.063	33-16	32	0	2	0	0	0	0	2	.063	1	2	16	0	.143	0	2	0-0	26	31	2	.966
Jessica Waddle	.053	17-5	19	0	1	0	0	0	1	1	.053	2	0	12	0	.143	0	0	0-0	15	0	1	.938
Jocelyne Moncrief	.000	50-31	36	2	0	0	0	0	1	0	.000	5	1	12	0	.143	0	2	2-2	40	2	0	1.000
Brandy Foust	.000	29-1	3	3	0	0	0	0	0	0	.000	0	0	2	0	.000	0	0	0-0	0	1	0	1.000
Katy Henry	.000	51-33	0	0	0	0	0	0	0	0	.000	0	0	0	0	.000	0	0	0-0	4	32	2	.947

PITCHER	ERA	W-L	APP	GS	CG	SHO	SV	IP	H	R	ER	BB	SO	2B	3B	HR	B/AVG.	WP	HP	BK	SFA	SHA
Brandy Foust	2.33	0-0	3	0	0	0/0	0	3.0	3	1	1	1	2	0	0	0	.300	0	0	0	0	0
Miranda Dixon	3.07	4-17	33	26	7	1/0	1	139.0	163	100	61	25	92	24	1	12	.275	16	5	0	6	15
Katy Henry	3.56	14-21	51	32	21	7/0	2	230.1	251	143	117	57	224	38	3	31	.276	9	11	2	6	24
Teighynne Hulsey	4.04	3-5	17	6	0	0/0	0	45.0	57	31	26	15	38	7	0	0	.294	4	6	0	1	3

**2008** Head Coach: Jamie Pinkerton | Record: 37-29 (Overall), 8-20 (SEC) | NCAA Regional Participant

PLAYER	AVG	GP/GS	AB	R	H	2B	3B	HR	RBI	TB	SLG%	BB	HP	SO	GDP	OB%	SF	SH	SB-ATT	PO	A	E	FLD%
Kayla Johnson	.338	66-66	210	53	71	13	1	9	37	113	.538	17	2	28	1	.393	0	9	6-6	131	68	16	.926
Miranda Dixon	.317	66-66	183	35	58	15	1	13	47	114	.623	25	11	38	2	.427	1	3	0-0	8	26	11	.756
Whitney Cloer	.289	55-54	159	22	46	4	1	5	26	67	.421	7	6	28	1	.339	2	2	0-2	286	20	2	.994
Samantha Buckner	.287	66-66	188	24	54	7	0	10	35	91	.484	11	3	29	1	.335	1	1	0-1	382	24	4	.990
Jessica Bachkora	.272	64-63	202	42	55	8	2	1	7	70	.347	22	2	18	0	.350	0	6	15-18	64	1	2	.970
Dayna Huckabee	.268	66-66	194	28	52	8	4	7	37	89	.459	11	4	53	0	.319	1	1	2-2	100	100	20	.909
Brittany Robison	.265	46-34	102	15	27	5	0	5	16	47	.461	5	0	28	0	.299	0	4	0-1	54	9	0	1.000
Sandra Smith	.236	66-64	182	22	43	7	0	14	45	92	.505	32	0	27	2	.349	1	2	0-0	67	100	9	.949
Jocelyne Moncrief	.214	66-66	140	15	30	2	0	0	4	32	.229	11	3	34	0	.286	0	6	1-3	37	4	2	.953
Hillary Freeman	.179	42-31	56	11	10	1	0	0	3	11	.196	6	0	25	0	.258	0	3	3-4	38	1	5	.886

-----																							
Amie Hubbard	1.000	27-0	1	5	1	1	0	0	1	2	2.000	1	0	0	0	1.000	0	0	0-1	0	2	1	.667
Teighynne Hulsey	.209	33-9	43	6	9	4	0	0	5	13	.302	8	0	12	0	.333	0	1	2-2	6	2	1	.889
Leslie Dixon	.121	23-10	33	3	4	0	0	1	2	7	.212	0	0	7	0	.118	1	0	0-0	61	12	0	1.000
Jessica Waddle	.067	11-7	15	0	1	0	0	0	0	1	.067	2	0	7	0	.176	0	0	0-0	54	1	2	.965
Lauren Iverson	.000	13-3	7	4	0	0	0	0	0	0	.000	2	0	1	0	.222	0	0	0-0	2	1	2	.600
Emily Jones	.000	4-0	4	0	0	0	0	0	1	0	.000	0	0	3	0	.000	0	0	0-0	0	0	0	.000
Brandy Baze	.000	19-0	2	3	0	0	0	0	0	0	.000	0	0	1	0	.000	0	1	0-0	2	0	0	1.000
Lauren Chisom	.000	5-0	2	3	0	0	0	0	1	0	.000	0	1	1	0	.333	0	0	0-0	0	0	0	.000
Hannah Cicioni	.000	1-0	1	0	0	0	0	0	0	0	.000	0	0	1	0	.000	0	0	0-0	0	0	0	.000
Layne McGuirt	.000	11-8	1	0	0	0	0	0	0	0	.000	0	0	1	0	.000	0	0	0-0	1	7	1	.889
Amanda Caldwell	.000	5-0	1	2	0	0	0	0	0	0	.000	2	0	0	0	.667	0	0	0-0	0	1	0	1.000
Katy Henry	.000	10-9	0	0	0	0	0	0	0	0	.000	0	0	0	0	.000	0	0	0-0	12	38	0	1.000
Brandy Foust	.000	32-0	0	6	0	0	0	0	0	0	.000	0	0	0	0	.000	0	0	1-1	0	0	0	.000
Kim Jones	.000	3-3	0	0	0	0	0	0	0	0	.000	0	0	0	0	.000	0	0	0-0	3	13	4	.800

PITCHER	ERA	W-L	APP	GS	CG	SHO	SV	IP	H	R	ER	BB	SO	2B	3B	HR	B/AVG.	WP	HP	BK	SFA	SHA
Miranda Dixon	2.30	12-13	35	21	6	2/0	2	137.0	126	70	45	32	122	28	2	5	.236	16	5	0	5	21
Teighynne Hulsey	2.62	0-0	2	0	0	0/0	0	2.2	3	3	1	3	3	2	0	0	.273	1	0	0	0	1
Katy Henry	2.74	20-13	46	33	20	3/0	2	222.1	222	110	87	62	189	27	2	28	.260	6	10	1	5	36
Kim Jones	2.76	5-3	16	9	0	0/0	0	53.1	55	34	21	25	46	10	0	5	.268	3	12	0	1	13
Layne McGuirt	3.39	0-0	19	3	0	0/0	1	20.2	21	15	10	7	25	2	0	2	.253	4	0	0	0	2

Yearly Statistics

**2009** Head Coach: Jamie Pinkerton | Record: 27-29 (Overall), 10-16 (SEC) | NCAA Regional Participant

PLAYER	AVG	GP/GS	AB	R	H	2B	3B	HR	RBI	TB	SLG%	BB	HP	SO	GDP	OB%	SF	SH	SB-ATT	PO	A	E	FLD%
Whitney Cloer	.335	56-56	161	23	54	13	2	10	37	101	.627	21	0	25	0	.412	0	0	0-0	247	38	9	.969
Kayla Johnson	.272	51-51	147	32	40	9	2	4	23	65	.442	9	2	26	1	.323	0	1	2-2	95	74	12	.934
Jessica Bachkora	.270	56-56	178	32	48	12	1	5	26	77	.433	17	4	37	0	.345	1	1	18-20	50	8	2	.967
Brittany Griffiths	.256	56-56	121	16	31	6	2	2	22	47	.388	9	1	31	0	.313	0	4	0-0	108	108	11	.952
Amie Hubbard	.243	56-56	140	24	34	5	0	4	14	51	.364	11	5	28	0	.321	0	9	2-5	54	123	13	.932
Miranda Dixon	.240	54-54	146	19	35	8	0	11	40	76	.521	20	1	27	1	.331	2	2	0-0	2	32	8	.810
Tori Mort	.236	56-55	157	23	37	3	1	1	8	45	.287	18	0	43	0	.314	0	9	5-6	64	3	3	.957
Brittany Robison	.234	40-31	94	9	22	2	0	4	11	36	.383	10	0	23	0	.308	0	5	0-0	18	9	4	.871
Sandra Smith	.220	55-54	127	16	28	8	0	5	16	51	.402	26	2	29	0	.361	0	4	0-0	372	25	6	.985
Jocelyne Moncrief	.149	55-55	74	7	11	3	1	0	9	16	.216	7	2	21	0	.241	0	3	1-1	19	3	1	.957
-----																							
Hillary Freeman	.250	36-0	4	9	1	0	0	0	1	1	.250	1	0	1	0	.400	0	0	0-2	1	0	0	1.000
Jessica Robison	.200	18-3	20	4	4	0	0	2	7	10	.500	1	1	9	0	.273	0	0	0-0	0	2	0	1.000
Brandy Baze	.200	15-2	5	0	1	0	0	0	0	1	.200	1	0	2	0	.333	0	0	0-0	15	4	2	.905
Leslie Dixon	.182	14-3	11	2	2	1	0	0	0	3	.273	0	0	3	0	.182	0	0	0-0	18	2	0	1.000
Becca Carden	.125	21-1	8	7	1	0	0	0	0	1	.125	0	0	3	0	.125	0	1	3-3	3	1	0	1.000
Teighynne Hulsey	.000	3-2	3	0	0	0	0	0	0	0	.000	0	0	2	0	.000	0	0	0-0	0	2	0	1.000
Brandy Foust	.000	11-0	0	3	0	0	0	0	0	0	.000	0	0	0	0	.000	0	0	0-0	0	0	0	.000
Amanda Caldwell	.000	2-0	0	1	0	0	0	0	0	0	.000	0	0	0	0	.000	0	0	0-0	0	0	0	.000
Lindsey Wells	.000	3-0	0	2	0	0	0	0	0	0	.000	0	0	0	0	.000	0	0	0-0	0	0	0	.000
Kelsie Vallies	.000	1-1	0	0	0	0	0	0	0	0	.000	0	0	0	0	.000	0	0	0-0	0	1	0	1.000
Layne McGuirt	.000	1-1	0	0	0	0	0	0	0	0	.000	0	0	0	0	.000	0	0	0-0	0	2	1	.667
Kim Jones	.000	1-1	0	0	0	0	0	0	0	0	.000	0	0	0	0	.000	0	0	0-0	5	30	0	1.000
-----																							
PITCHER	ERA	W-L	APP	GS	CG	SHO	SV	IP	H	R	ER	BB	SO	2B	3B	HR	B/AVG.	WP	HP	BK	SFA	SHA	
Miranda Dixon	4.13	17-13	39	29	16	3/0	4	184.2	231	136	109	61	139	34	2	21	.306	17	23	0	5	30	
Kim Jones	4.43	8-12	31	19	11	3/0	0	137.1	150	105	87	93	87	11	0	15	.281	4	30	0	6	19	
Kelsie Vallies	6.52	2-2	4	4	0	0/0	0	9.2	9	10	9	16	9	1	0	0	.237	4	0	0	0	1	
Layne McGuirt	9.75	0-1	16	2	0	0/0	0	18.2	32	27	26	21	10	1	0	6	.376	2	5	0	0	0	
Teighynne Hulsey	11.55	0-1	3	2	0	0/0	0	6.2	13	12	11	7	2	2	0	1	.448	2	2	0	0	2	

**2010** Head Coach: Mike Larabee | Record: 28-29 (Overall), 10-18 (SEC)

PLAYER	AVG	GP/GS	AB	R	H	2B	3B	HR	RBI	TB	SLG%	BB	HP	SO	GDP	OB%	SF	SH	SB-ATT	PO	A	E	FLD%
Jessica Bachkora	.373	57-57	177	62	66	18	1	15	31	131	.740	37	8	26	0	.500	0	0	8-9	87	10	2	.980
Sandra Smith	.326	57-57	172	28	56	10	1	9	50	95	.552	29	4	30	0	.434	0	0	3-3	137	81	1	.995
Miranda Dixon	.316	57-57	155	26	49	9	0	12	44	94	.606	41	5	23	1	.470	1	0	0-0	0	11	2	.846
Courtney Breault	.277	54-54	155	17	43	7	0	6	32	68	.439	15	1	33	4	.337	4	4	1-1	99	78	11	.941
Layne McGuirt	.244	32-29	78	11	19	4	1	4	9	37	.474	6	0	18	0	.294	1	2	0-0	45	26	4	.947
Becca Carden	.231	49-38	117	14	27	4	1	2	19	39	.333	9	2	21	0	.295	1	12	7-8	48	2	2	.962
Brittany Griffiths	.215	57-57	130	26	28	4	0	3	6	41	.315	17	1	33	1	.311	0	9	1-1	108	99	19	.916
Leslie Dixon	.213	25-16	47	4	10	4	0	1	4	17	.362	7	0	17	0	.315	0	1	0-0	79	9	2	.978
Stephanie Brewer	.210	32-21	62	6	13	2	0	1	12	18	.290	2	0	15	1	.227	2	1	2-3	140	6	0	1.000
Emily Jones	.208	33-10	48	2	10	2	0	1	6	15	.313	3	0	12	1	.245	2	1	0-0	78	6	1	.988
Tori Mort	.179	52-26	84	14	15	1	0	0	0	16	.190	3	0	14	0	.207	0	2	1-2	39	3	1	.977
Brittany Robison	.174	52-51	132	10	23	7	0	1	16	33	.250	15	1	43	0	.260	2	5	2-2	53	9	1	.984
Jessica Robison	.136	27-13	44	4	6	1	0	1	2	10	.227	8	0	17	0	.269	0	0	0-1	8	18	1	.963
Jessica Waddle	.123	42-41	57	4	7	0	0	1	4	10	.175	6	8	27	0	.296	0	4	0-0	211	31	5	.980
-----																							
Amanda Caldwell	.333	7-0	6	1	2	0	0	1	1	5	.833	1	0	3	0	.429	0	1	0-0	1	0	0	1.000
Chelsea Cohen	.333	2-0	3	0	1	0	0	0	0	1	.333	0	0	2	0	.333	0	0	0-0	1	9	0	1.000
Brea Van de Pol	.125	30-3	8	5	1	0	0	0	0	1	.125	1	0	1	0	.222	0	1	1-1	2	11	4	.765
Hope McLemore	.000	3-1	2	0	0	0	0	0	0	0	.000	0	0	1	0	.000	0	0	0-0	8	22	1	.968
Morgan Clark	.000	1-0	1	0	0	0	0	0	0	0	.000	0	0	1	0	.000	0	0	0-0	0	0	0	.000
Lindsey Wells	.000	20-0	0	5	0	0	0	0	0	0	.000	1	0	0	0	1.000	0	0	1-2	0	0	0	.000
Amanda Summerford	.000	36-0	0	12	0	0	0	0	0	0	.000	1	0	0	0	1.000	0	0	0-0	0	0	0	.000
-----																							
PITCHER	ERA	W-L	APP	GS	CG	SHO	SV	IP	H	R	ER	BB	SO	2B	3B	HR	B/AVG.	WP	HP	BK	SFA	SHA	
Hope McLemore	3.01	14-13	35	25	12	4/1	3	153.2	151	78	66	56	140	21	2	20	.256	9	12	1	5	12	
Layne McGuirt	3.56	8-10	30	21	7	1/1	0	124.0	149	80	63	34	85	24	1	9	.304	7	6	6	5	17	
-----																							
Kim Jones	3.34	1-2	13	3	2	0/0	1	29.1	29	23	14	16	29	4	1	1	.259	2	3	0	3	2	
Chelsea Cohen	5.08	3-2	14	6	2	0/0	0	41.1	46	32	30	14	9	5	1	9	.282	2	2	1	2	3	
Miranda Dixon	5.73	2-2	11	2	0	0/0	0	33.0	48	39	27	6	19	5	2	8	.329	1	3	0	3	6	

Yearly Statistics

**2011** Head Coach: Mike Larabee | Record: 13-39 (Overall), 3-23 (SEC)

PLAYER	AVG	GP/GS	AB	R	H	2B	3B	HR	RBI	TB	SLG%	BB	HP	SO	GDP	OB%	SF	SH	SB-ATT	PO	A	E	FLD%
Becca Carden	.335	51-51	158	24	53	10	3	6	24	87	.551	12	2	35	0	.387	1	1	10-11	72	6	3	.963
Tori Mort	.294	42-26	68	14	20	2	1	1	10	27	.397	6	1	15	0	.360	0	2	6-7	23	2	1	.962
Linnea Ketcher	.292	42-34	96	11	28	0	1	0	5	30	.313	10	0	30	0	.358	0	4	8-10	43	0	5	.896
Courtney Breault	.264	42-41	106	10	28	7	0	3	19	44	.415	23	3	18	0	.397	4	0	1-1	53	37	5	.947
Macy Burr	.258	42-19	62	8	16	0	0	0	1	16	.258	3	0	22	0	.292	0	2	4-6	25	1	2	.929
Ashley Martindale	.258	42-9	31	10	8	0	0	0	1	8	.258	2	0	5	0	.303	0	2	4-5	8	0	2	.800
Chloe Oprzedek	.238	52-52	143	11	34	6	2	0	12	44	.308	4	2	30	1	.267	1	3	8-12	89	98	14	.930
Jennifer Rambo	.230	46-43	126	7	29	1	1	2	13	38	.302	7	0	39	0	.271	0	2	3-3	78	38	7	.943
Jayme Gee	.228	49-49	114	5	26	8	0	0	6	34	.298	22	0	39	0	.348	2	0	2-3	242	22	6	.978
Amanda Caldwell	.190	16-4	21	1	4	1	2	1	7	12	.571	0	2	9	0	.261	0	0	0-0	12	1	0	1.000
Amanda Geile	.182	39-29	77	4	14	2	0	2	5	22	.286	10	2	27	0	.292	0	0	1-1	61	1	1	.984
Stephanie Brewer	.162	41-36	105	3	17	3	0	1	6	23	.219	7	1	35	1	.221	0	1	0-0	184	9	6	.970
Brittany Griffiths	.155	32-31	71	14	11	2	0	1	4	16	.225	14	0	20	1	.294	0	4	0-1	28	44	7	.911
Jessica Robison	.105	35-21	57	2	6	2	0	0	3	8	.140	14	0	26	0	.282	0	0	0-0	28	36	10	.865
Layne McGuirt	.088	24-20	57	6	5	1	0	1	2	9	.158	7	0	22	0	.188	0	0	1-1	29	17	1	.979

Brea Van de Pol	1.000	3-0	1	0	1	0	0	0	0	1	1.000	0	0	0	0	1.000	0	0	0-0	0	1	0	1.000
Leslie Dixon	.400	2-2	5	3	2	0	0	0	1	2	.400	1	1	0	0	.571	0	0	0-0	10	1	0	1.000
Chelsea Cohen	.143	4-1	7	0	1	0	0	0	2	1	.143	0	0	2	0	.143	0	0	0-0	2	8	0	1.000
Amanda Summerford	.000	12-1	3	3	0	0	0	0	0	0	.000	0	0	2	0	.000	0	0	0-0	0	0	1	.000
Lindsey Wells	.000	6-1	2	1	0	0	0	0	0	0	.000	0	0	1	0	.000	0	0	0-0	2	0	0	1.000
Morgan Clark	.000	1-0	1	0	0	0	0	0	0	0	.000	0	0	0	0	.000	0	0	0-0	0	0	0	.000
Kim Jones	.000	2-2	0	0	0	0	0	0	0	0	.000	0	0	0	0	.000	0	0	0-0	6	34	4	.909
Hope McLemore	.000	5-1	0	1	0	0	0	0	0	0	.000	0	0	0	0	.000	0	0	0-0	4	12	3	.842

PITCHER	ERA	W-L	APP	GS	CG	SHO	SV	IP	H	R	ER	BB	SO	2B	3B	HR	B/AVG.	WP	HP	BK	SFA	SHA
Kim Jones	4.19	4-16	30	25	10	2/0	1	132.0	162	98	79	56	109	18	3	13	.293	5	10	0	4	15
Hope McLemore	4.43	4-11	21	12	6	0/1	0	85.1	92	70	54	31	71	15	1	18	.271	2	6	3	5	9
Layne McGuirt	5.10	3-10	25	13	2	0/0	0	71.1	96	69	52	51	46	22	0	7	.323	11	3	2	3	6

Chelsea Cohen	6.57	2-2	17	2	1	0/1	0	43.2	69	46	41	15	18	7	2	10	.365	4	0	0	2	4
Amanda Summerford	10.50	0-0	1	0	0	0/0	0	0.2	2	1	1	1	0	1	0	0	.500	1	0	0	0	0

**2012** Head Coach: Mike Larabee | Record: 29-28 (Overall), 7-21 (SEC) | NCAA Regional Participant

PLAYER	AVG	GP/GS	AB	R	H	2B	3B	HR	RBI	TB	SLG%	BB	HP	SO	GDP	OB%	SF	SH	SB-ATT	PO	A	E	FLD%
Devon Wallace	.367	57-57	150	39	55	10	0	15	38	110	.733	53	7	24	1	.548	0	0	3-4	35	0	2	.946
Clarisa Navarro	.337	57-57	184	34	62	11	2	10	30	107	.582	15	3	22	1	.396	0	5	5-9	88	124	14	.938
Amanda Geile	.289	41-41	114	17	33	10	2	7	26	68	.596	11	5	25	0	.374	1	3	0-1	33	1	0	1.000
Sierra Bronkey	.287	57-56	157	9	45	7	0	2	16	58	.369	12	5	24	1	.354	1	1	0-0	82	64	4	.973
Tori Mort	.228	54-48	123	22	28	3	2	1	9	38	.309	14	4	26	0	.326	0	0	3-3	77	3	5	.941
Chloe Oprzedek	.225	55-53	151	19	34	7	1	7	24	64	.424	10	6	33	0	.299	0	1	3-4	53	114	6	.965
Jayme Gee	.215	54-52	130	13	28	6	1	2	16	42	.323	19	0	37	1	.313	1	2	1-2	225	20	6	.976
Ashley Martindale	.209	47-28	67	20	14	0	1	0	1	16	.239	15	2	17	0	.369	0	2	5-7	12	1	1	.929
Jennifer Rambo	.204	53-50	137	23	28	10	0	9	26	65	.474	17	2	31	0	.297	2	0	3-4	222	10	8	.967
Megan Pearson	.140	28-18	50	1	7	1	0	0	0	8	.160	3	4	17	0	.246	0	2	0-0	151	4	5	.969
Andrea Sullivan	.111	35-25	72	4	8	0	0	4	9	20	.278	9	3	35	0	.238	0	0	0-0	89	3	2	.979
Maddie Reese	.054	42-12	37	7	2	0	0	1	2	5	.135	3	1	12	0	.146	0	0	2-6	35	36	5	.934

Katie Harrison	.400	8-8	25	4	10	2	0	2	10	18	.720	4	1	1	1	.500	0	0	1-1	17	8	1	.962
Linnea Ketcher	.111	13-3	9	2	1	0	0	0	0	1	.111	2	0	3	0	.273	0	1	0-0	5	1	1	.857
Alyssa Bass	.100	33-1	10	8	1	0	0	0	0	1	.100	2	0	3	0	.250	0	0	0-0	2	0	0	1.000
Jessica Robison	.000	12-4	13	1	0	0	0	0	1	0	.000	7	0	5	0	.350	0	0	0-0	0	0	0	.000
Chelsea Cohen	.000	41-28	5	0	0	0	0	0	0	0	.000	0	0	5	0	.000	0	0	0-0	8	59	3	.957
Amanda Summerford	.000	16-0	1	3	0	0	0	0	0	0	.000	0	0	0	0	.000	0	0	0-0	0	0	0	.000
Ciara Clampitt	.000	13-4	0	0	0	0	0	0	0	0	.000	0	0	0	0	.000	0	0	0-0	0	6	0	1.000
Kimmy Beasley	.000	33-21	0	0	0	0	0	0	0	0	.000	0	0	0	0	.000	0	0	0-0	2	31	0	1.000
Morgan Clark	.000	1-0	0	0	0	0	0	0	0	0	.000	0	0	0	0	.000	0	0	0-0	0	0	1	.000
Hope McLemore	.000	32-4	0	6	0	0	0	0	0	0	.000	0	0	0	0	.000	0	0	1-2	0	5	0	1.000

PITCHER	ERA	W-L	APP	GS	CG	SHO	SV	IP	H	R	ER	BB	SO	2B	3B	HR	B/AVG.	WP	HP	BK	SFA	SHA
Chelsea Cohen	3.32	14-15	41	28	17	3/1	2	196.1	216	111	93	62	101	47	4	16	.278	4	11	0	5	27
Kimmy Beasley	3.54	11-10	33	21	8	1/1	1	130.1	142	82	66	42	99	25	1	15	.272	13	8	0	3	10
Hope McLemore	4.52	2-1	5	4	2	0/0	0	21.2	31	15	14	7	13	4	0	4	.341	0	4	0	1	3
Ciara Clampitt	4.94	2-2	13	4	0	0/0	0	28.1	34	27	20	18	13	5	0	1	.324	2	8	0	1	5
Amanda Summerford	7.00	0-0	2	0	0	0/0	0	2.0	2	3	2	3	0	0	0	0	.250	0	0	0	0	0

**2013** Head Coach: Mike Larabee | Record: 36-20 (Overall), 12-10 (SEC) | NCAA Regional Participant

PLAYER	AVG	GP/GS	AB	R	H	2B	3B	HR	RBI	TB	SLG%	BB	HP	SO	GDP	OB%	SF	SH	SB-ATT	PO	A	E	FLD%
Stephanie Canfield	.381	45-45	147	22	56	8	2	1	20	71	.483	8	0	15	0	.413	0	4	2-4	51	3	3	.947
Devon Wallace	.376	56-56	125	55	47	10	0	13	29	96	.768	79	7	20	0	.627	1	0	12-14	292	4	4	.987
Jennifer Rambo	.324	51-40	102	18	33	2	1	5	28	52	.510	17	4	23	0	.435	1	0	2-2	30	5	5	.875
Clarisa Navarro	.320	56-56	175	36	56	11	1	5	39	84	.480	18	4	19	3	.392	2	3	9-9	88	76	16	.911
Chloe Oprzedek	.303	56-56	155	42	47	6	3	9	35	86	.555	22	3	23	0	.400	0	2	9-9	45	78	4	.969
Jayme Gee	.266	56-56	143	20	38	5	1	8	27	69	.483	9	0	28	0	.303	3	3	0-0	395	19	3	.993
Amanda Geile	.262	47-41	107	17	28	3	0	6	21	49	.458	12	3	14	0	.352	0	0	0-0	19	0	2	.905
Nicole Schroeder	.239	52-52	138	20	33	6	0	9	27	66	.478	27	0	42	1	.361	1	0	0-0	0	0	0	.000
Sierra Bronkey	.231	54-53	143	7	33	6	1	2	22	47	.329	11	3	17	2	.292	4	8	0-0	77	61	13	.914
Claire Clark	.163	49-31	86	15	14	3	0	1	11	20	.233	10	0	15	0	.247	1	0	3-4	33	1	1	.971
Amanda Summerford	.088	44-6	34	16	3	0	0	1	3	6	.176	7	1	9	0	.262	0	1	2-3	16	0	0	1.000
-----																							
Danielle Riddle	.500	5-0	2	1	1	1	0	0	3	2	1.000	0	0	0	0	.500	0	0	0-0	1	0	0	1.000
Lauren Montgomery	.313	16-1	16	0	5	1	0	0	4	6	.375	1	0	5	0	.333	1	0	0-0	0	0	0	.000
Ashley Martindale	.214	47-5	14	19	3	1	0	0	2	4	.286	1	0	2	0	.267	0	1	15-16	3	0	0	1.000
Andrea Sullivan	.176	18-5	17	1	3	0	0	1	3	6	.353	6	2	5	0	.440	0	0	0-0	9	0	0	1.000
Megan Pearson	.091	8-1	11	1	1	0	0	0	0	1	.091	0	0	0	0	.091	0	0	0-0	4	0	0	1.000
Morgan Clark	.000	6-0	0	0	0	0	0	0	0	0	.000	0	0	0	0	.000	0	0	0-0	6	0	0	1.000
Kyndra Meeker	.000	16-0	0	7	0	0	0	0	0	0	.000	0	0	0	0	.000	0	0	0-1	0	0	0	.000
Alyssa Bass	.000	28-0	0	7	0	0	0	0	0	0	.000	1	0	0	0	1.000	0	0	1-2	0	0	0	.000
Hope McLemore	.000	1-0	0	0	0	0	0	0	0	0	.000	0	0	0	0	.000	0	0	0-0	1	8	0	1.000
-----																							
PITCHER	ERA	W-L	APP	GS	CG	SHO	SV	IP	H	R	ER	BB	SO	2B	3B	HR	B/AVG.	WP	HP	BK	SFA	SHA	
Hope McLemore	2.28	6-3	19	9	3	1/2	2	64.1	64	30	21	21	46	11	1	6	.251	2	6	0	0	3	
Kelly Young	2.42	5-0	12	6	2	1/1	0	34.2	35	23	12	19	30	7	3	1	.250	2	4	0	0	0	
Kimmy Beasley	2.61	12-9	28	19	9	2/3	2	128.2	104	67	48	54	171	19	5	10	.215	6	10	0	6	8	
Chelsea Cohen	3.51	13-8	33	22	11	2/4	1	131.2	130	74	66	56	137	25	6	16	.250	3	7	0	1	5	

**2014** Head Coach: Mike Larabee | Record: 27-28 (Overall), 5-19 (SEC)

PLAYER	AVG	GP/GS	AB	R	H	2B	3B	HR	RBI	TB	SLG%	BB	HP	SO	GDP	OB%	SF	SH	SB-ATT	PO	A	E	FLD%
Clarisa Navarro	.353	54-54	156	35	55	12	1	2	43	75	.481	16	6	12	0	.421	5	4	5-6	86	105	9	.955
Stephanie Canfield	.348	55-55	181	44	63	9	4	1	28	83	.459	14	2	14	0	.397	2	1	10-10	60	3	3	.955
Devon Wallace	.333	55-55	144	53	48	8	1	12	37	94	.653	58	4	26	0	.534	0	0	7-8	255	8	4	.985
Kasey Fagan	.306	54-54	157	47	48	8	2	9	46	87	.554	32	1	24	2	.424	1	2	4-7	118	62	9	.952
Jessica Harrison	.298	27-18	57	7	17	2	0	2	13	25	.439	9	2	9	0	.412	0	0	0-0	37	9	5	.902
Chloe Oprzedek	.298	52-52	141	28	42	5	2	5	25	66	.468	12	3	21	1	.358	3	0	7-8	57	82	15	.903
Claire Clark	.296	33-22	54	15	16	3	1	3	13	30	.556	6	1	12	0	.377	0	1	1-2	12	1	3	.813
Amanda Geile	.294	51-46	136	20	40	4	1	7	32	67	.493	16	3	20	1	.381	0	3	1-1	37	3	2	.952
Jayme Gee	.283	47-43	113	21	32	4	1	6	29	56	.496	19	0	20	1	.378	3	1	1-1	184	32	2	.991
Jennifer Rambo	.267	47-38	105	22	28	4	1	2	19	40	.381	10	3	18	0	.347	0	2	3-3	16	1	2	.895
Parker Pocklington	.229	46-44	109	25	25	4	0	4	24	41	.376	13	9	15	1	.356	1	3	3-5	61	71	6	.957
Shelby Hiers	.100	20-17	30	10	3	0	0	1	4	6	.200	19	1	10	0	.460	0	1	1-1	50	8	3	.951
-----																							
Kelsey Berlin	1.000	1-0	1	1	1	0	0	0	0	1	1.000	0	0	0	0	1.000	0	0	0-0	0	2	0	1.000
Kyndra Meeker	.500	25-0	2	10	1	1	0	0	1	2	1.000	0	0	0	0	.500	0	0	0-0	0	0	0	.000
Sierra Bronkey	.462	13-1	13	0	6	0	0	0	3	6	.462	2	0	1	0	.533	0	0	0-0	0	0	0	.000
Megan Pearson	.400	14-3	5	1	2	1	0	0	3	3	.600	2	1	0	0	.625	0	0	0-0	24	0	0	1.000
Ashley Martindale	.333	41-1	6	19	2	0	0	0	1	2	.333	2	0	1	0	.500	0	0	9-9	0	0	0	.000
Sydney Wright	.250	9-3	12	1	3	1	0	0	4	4	.333	0	0	1	0	.250	0	0	0-0	4	35	0	1.000
Kelly Young	.000	2-1	0	0	0	0	0	0	0	0	.000	1	0	0	0	1.000	0	0	0-0	3	16	1	.950
Grace Moll	.000	3-3	0	0	0	0	0	0	0	0	.000	0	0	0	0	.000	0	0	0-0	2	31	7	.825
-----																							
PITCHER	ERA	W-L	APP	GS	CG	SHO	SV	IP	H	R	ER	BB	SO	2B	3B	HR	B/AVG.	WP	HP	BK	SFA	SHA	
Kimmy Beasley	3.50	3-6	13	6	4	1/0	0	42.0	45	25	21	18	42	9	1	7	.269	3	1	0	0	1	
Grace Moll	3.84	10-7	30	19	7	3/2	0	109.1	125	91	60	63	71	18	2	10	.278	16	8	0	1	10	
Claire Clark	4.20	0-0	1	0	0	0/0	0	1.2	2	1	1	4	0	0	0	0	.286	0	0	0	0	0	
Kasey Fagan	4.32	6-2	14	12	3	1/1	0	45.1	40	29	28	31	30	8	0	1	.238	6	12	0	1	3	
Sydney Wright	5.49	4-8	25	11	3	1/1	0	74.0	91	64	58	53	32	9	3	7	.304	6	10	1	0	7	
Kelly Young	5.74	4-5	22	7	1	0/0	0	57.1	77	68	47	33	43	9	1	10	.324	5	6	0	4	10	
Kelsey Berlin	12.35	0-0	5	0	0	0/0	0	5.2	9	10	10	4	3	0	0	3	.360	0	1	0	0	1	

Yearly Statistics

**2015** Head Coach: Mike Larabee | Record: 16-37 (Overall), 1-23 (SEC)

PLAYER	AVG	GP/GS	AB	R	H	2B	3B	HR	RBI	TB	SLG%	BB	HP	SO	GDP	OB%	SF	SH	SB-ATT	PO	A	E	FLD%
Haley Meinen	.364	7-4	11	4	4	0	0	1	1	7	.636	2	0	1	1	.462	0	0	1-1	4	16	2	.909
Devon Wallace	.354	52-52	144	37	51	4	1	7	26	78	.542	45	3	17	0	.516	0	1	8-10	298	11	0	1.000
Kasey Fagan	.321	44-44	140	23	45	8	2	2	21	63	.450	14	3	12	0	.388	3	1	6-6	47	81	15	.895
Stephanie Canfield	.320	47-47	150	17	48	6	4	3	22	71	.473	12	2	13	0	.378	0	0	16-18	80	2	3	.965
Tori Cooper	.258	39-27	62	12	16	3	0	1	5	22	.355	5	0	16	0	.309	1	0	2-2	24	1	2	.926
Autumn Buczek	.243	45-27	70	12	17	1	0	0	1	18	.257	2	0	20	0	.264	0	2	4-5	32	5	1	.974
Jessie Mullen	.242	21-12	33	2	8	0	0	1	3	11	.333	5	1	9	1	.359	0	0	0-0	16	15	4	.886
Rachel Box	.239	28-14	46	3	11	2	0	2	8	19	.413	5	0	11	1	.314	0	1	0-0	2	1	0	1.000
Jessica Harrison	.231	47-44	121	17	28	0	1	2	12	36	.298	21	4	11	2	.361	1	3	4-5	49	121	16	.914
Madison Yannetti	.229	32-26	70	7	16	2	0	1	4	21	.300	11	0	14	0	.333	0	2	0-0	20	44	8	.889
Shelby Hiers	.216	32-28	74	17	16	2	1	4	14	32	.432	17	1	17	0	.362	2	2	8-9	76	10	4	.956
Sydney Wright	.214	12-11	28	1	6	1	0	0	4	7	.250	1	0	7	0	.233	1	1	0-0	5	45	3	.943
Megan Pearson	.212	19-18	33	2	7	0	0	0	0	7	.212	1	0	4	0	.235	0	0	0-0	127	2	2	.985
Kate James	.205	20-13	39	5	8	0	0	2	5	14	.359	2	0	16	0	.244	0	0	0-0	31	6	0	1.000
Sierra Bronkey	.200	40-20	70	2	14	0	0	1	7	17	.243	6	3	12	0	.288	1	3	0-1	18	15	3	.917
Parker Pocklington	.191	38-31	68	11	13	3	0	0	9	16	.235	5	2	10	0	.263	1	1	1-1	53	77	3	.977
Loren Krzysko	.182	31-21	55	5	10	3	0	0	9	13	.236	10	1	11	0	.318	0	2	0-2	21	1	0	1.000
Claire Clark	.172	44-21	58	6	10	1	1	0	2	13	.224	7	0	13	0	.262	0	2	1-1	43	3	1	.979
Nicole Schroeder	.108	33-28	74	7	8	2	0	4	14	22	.297	14	2	31	0	.267	0	2	0-0	64	4	3	.958
Kala Crisp	.000	2-1	3	0	0	0	0	0	0	0	.000	0	0	0	0	.000	0	0	0-0	1	0	0	1.000
Allison Stewart	.000	3-1	2	0	0	0	0	0	0	0	.000	0	0	2	0	.000	0	0	0-0	2	8	2	.833

PITCHER	ERA	W-L	APP	GS	CG	SHO	SV	IP	H	R	ER	BB	SO	2B	3B	HR	B/AVG.	WP	HP	BK	SFA	SHA
Sydney Wright	4.25	10-12	44	22	8	2/0	1	155.0	190	120	94	68	74	38	5	19	.299	11	8	1	10	18
Haley Meinen	5.10	1-8	20	5	2	0/0	1	60.1	89	59	44	31	16	12	1	6	.341	4	9	0	5	6
Allison Stewart	6.41	4-7	21	9	1	1/0	0	51.1	76	58	47	31	33	16	5	13	.328	5	4	0	1	2
Grace Moll	7.86	1-9	24	14	1	0/0	0	67.2	112	101	76	55	32	18	1	9	.353	21	8	1	1	7
Claire Clark	21.00	0-1	2	2	0	0/0	0	3	.261	2	11	10	3	1	1	1	.353	1	1	0	0	0

**2016** Head Coach: Courtney Deifel | Record: 17-39 (Overall), 1-23 (SEC)

PLAYER	AVG	GP/GS	AB	R	H	2B	3B	HR	RBI	TB	SLG%	BB	HP	SO	GDP	OB%	SF	SH	SB-ATT	PO	A	E	FLD%
Ashley Diaz	.331	53-53	160	22	53	3	0	12	41	92	.575	15	0	32	1	.380	4	1	1-1	291	10	6	.980
Tori Cooper	.287	47-33	108	12	31	6	0	3	11	46	.426	7	1	25	0	.336	0	2	0-0	17	3	2	.909
Shelby Hiers	.283	55-51	152	28	43	7	0	9	22	77	.507	18	8	27	1	.388	0	0	0-1	77	8	3	.966
Autumn Russell	.281	56-56	167	28	47	4	2	0	13	55	.329	7	4	24	0	.326	0	3	12-13	39	121	11	.936
Nicole Schroeder	.259	53-47	135	16	35	8	0	8	28	67	.496	19	3	45	3	.361	1	0	0-0	160	3	5	.970
Rachel Box	.248	43-32	113	9	28	7	0	4	14	47	.416	3	1	28	3	.274	0	0	0-0	3	0	1	.750
Lauren Archuleta	.244	45-44	82	15	20	2	0	2	16	28	.341	11	1	26	0	.337	1	2	2-2	185	39	8	.966
Parker Pocklington	.207	48-47	92	13	19	1	0	4	6	32	.348	8	6	14	0	.311	0	10	0-0	79	95	4	.978
Loren Krzysko	.205	46-26	78	8	16	4	0	1	7	23	.295	8	2	15	0	.295	0	0	1-2	29	5	1	.971
Madison Yannetti	.179	56-56	123	13	22	5	0	1	16	30	.244	19	3	21	0	.299	2	5	0-0	84	131	14	.939
Stephanie Canfield	.471	15-15	51	13	24	1	3	0	7	31	.608	3	2	4	0	.518	0	3	2-2	16	0	0	1.000
Jessie Mullen	.231	7-7	13	4	3	0	0	0	0	3	.231	1	0	3	0	.286	0	0	0-0	11	18	2	.935
Claire Clark	.222	35-33	90	11	20	3	1	4	12	37	.411	3	0	22	1	.242	2	2	1-1	26	8	2	.944
Carley Haizlip	.222	9-1	9	1	2	0	0	0	0	2	.222	3	0	1	0	.417	0	0	0-0	0	0	0	.000
Haydi Bugarin	.138	29-8	29	9	4	1	0	1	4	8	.276	6	1	11	0	.306	0	0	0-0	12	1	4	.765
Alleana Aleman	.000	4-0	3	0	0	0	0	0	0	0	.000	0	1	1	0	.250	0	0	0-0	0	0	0	.000
Morgan Felts	.000	20-1	2	8	0	0	0	0	0	0	.000	0	0	2	0	.000	0	0	1-2	0	0	0	.000
Kylie Smith	.000	14-0	1	4	0	0	0	0	0	0	.000	0	0	1	0	.000	0	0	0-0	0	0	0	.000
Marley Harmon	.000	1-0	1	0	0	0	0	0	0	0	.000	0	0	0	0	.000	0	0	0-0	0	0	0	.000
Peyton Carter	.000	4-3	0	0	0	0	0	0	0	0	.000	0	0	0	0	.000	0	0	0-0	2	7	2	.818
Danielle Brochu	.000	12-0	0	4	0	0	0	0	0	0	.000	0	0	0	0	.000	0	0	0-0	0	0	0	.000
Betina Beringhele	.000	6-0	0	1	0	0	0	0	0	0	.000	0	0	0	0	.000	0	0	0-0	0	0	0	.000

PITCHER	ERA	W-L	APP	GS	CG	SHO	SV	IP	H	R	ER	BB	SO	2B	3B	HR	B/AVG.	WP	HP	BK	SFA	SHA
Grace Moll	5.41	12-31	46	43	25	1/0	1	244.2	287	233	189	214	185	42	12	19	.288	42	17	0	6	15
Claire Clark	9.44	4-5	24	9	2	0/1	0	56.1	92	88	76	75	21	21	3	14	.369	16	7	0	1	4
Peyton Carter	9.98	1-3	23	4	0	0/1	0	40.2	85	68	58	18	10	11	4	8	.415	7	6	0	8	2
Tori Cooper	31.50	0-0	3	0	0	0/0	0	2.0	5	9	9	4	0	1	0	2.45	5	1	2	0	0	0
Danielle Brochu	38.50	0-0	2	0	0	0/0	0	2.0	10	11	11	4	1	1	0	2	.625	1	0	0	0	0
Allison Stewart	42.00	0-0	1	0	0	0/0	0	0.1	3	2	2	0	0	1	0	1	.750	0	0	0	0	0



Yearly Statistics

**2017** Head Coach: Courtney Deifel | Record: 31-24 (Overall), 7-17 (SEC) | NCAA Regional Participant

PLAYER	AVG	GP/GS	AB	R	H	2B	3B	HR	RBI	TB	SLG%	BB	HP	SO	GDP	OB%	SF	SH	SB-ATT	PO	A	E	FLD%
Autumn Russell	.349	55-55	166	32	58	5	2	1	13	70	.422	8	0	22	0	.379	0	4	9-10	33	134	5	.971
Nicole Schroeder	.329	55-55	146	31	48	11	1	17	49	112	.767	35	3	30	0	.467	0	1	0-0	29	1	1	.968
A.J. Belans	.295	55-55	156	20	46	12	0	8	33	82	.526	16	2	21	3	.366	1	1	0-0	54	131	16	.920
Tori Cooper	.285	53-50	151	30	43	3	2	10	40	80	.530	19	0	35	0	.365	0	0	0-0	51	0	2	.962
Ashley Diaz	.283	55-55	159	12	45	6	1	3	21	62	.390	10	0	24	1	.325	0	2	0-0	454	15	4	.992
Madison Yannetti	.248	55-55	133	16	33	10	0	6	28	61	.459	21	1	32	2	.350	2	3	0-0	114	124	10	.960
Shelby Hiers	.241	55-55	141	36	34	6	0	3	18	49	.348	37	5	41	0	.413	1	2	2-2	233	33	5	.982
-----																							
Lauren Archuleta	.600	4-0	5	0	3	1	0	0	2	4	.800	1	0	2	0	.667	0	0	0-0	6	0	0	1.000
Loren Krzysko	.339	25-19	59	13	20	3	1	2	10	31	.525	7	0	8	1	.409	0	1	0-0	9	1	3	.769
Stephanie Canfield	.278	38-32	108	23	30	4	2	1	7	41	.380	3	3	12	0	.313	1	0	4-4	21	2	0	1.000
Katie Warrick	.253	36-33	87	11	22	3	0	6	16	43	.494	7	1	14	1	.313	1	0	0-0	1	7	0	1.000
Rachel Box	.227	13-5	22	1	5	0	0	0	1	5	.227	0	1	6	1	.261	0	0	0-0	0	0	0	.000
Haydi Bugarin	.222	38-16	45	12	10	2	0	2	4	18	.400	4	1	20	1	.300	0	1	1-2	15	0	1	.938
Parker Pocklington	.200	27-5	20	5	4	1	0	0	2	5	.250	0	2	7	0	.273	0	0	0-0	3	1	2	.667
Caroline Hedgcock	.200	11-5	15	0	3	1	0	0	1	4	.267	1	0	4	0	.250	0	0	0-0	1	21	0	1.000
Sydney Benz	.167	10-1	12	3	2	0	0	0	1	2	.167	2	0	3	0	.286	0	0	0-0	4	1	0	1.000
Hailey MacKay	.000	2-0	2	0	0	0	0	0	0	0	.000	0	0	0	0	.000	0	0	0-0	0	0	0	.000
Aly Manzo	.000	2-0	1	1	0	0	0	0	0	0	.000	0	0	1	0	.000	0	0	0-0	0	0	0	.000
Carley Haizlip	.000	2-0	1	0	0	0	0	0	0	0	.000	0	0	0	0	.000	0	0	0-0	0	0	0	.000
Betina Beringhele	.000	46-0	1	17	0	0	0	0	0	0	.000	0	0	0	0	.000	0	0	0-1	0	0	0	.000
Keely Edwards	.000	1-0	0	0	0	0	0	0	0	0	.000	0	0	0	0	.000	0	0	0-0	0	0	0	.000
Sydney Parr	.000	36-0	0	10	0	0	0	0	0	0	.000	2	0	0	0	1.000	0	0	1-1	5	1	0	1.000
Autumn Storms	.000	3-3	0	0	0	0	0	0	0	0	.000	0	0	0	0	.000	0	0	0-0	2	43	2	.957
Grace Moll	.000	1-1	0	0	0	0	0	0	0	0	.000	0	0	0	0	.000	0	0	0-0	1	16	0	1.000

PITCHER	ERA	W-L	APP	GS	CG	SHO	SV	IP	H	R	ER	BB	SO	2B	3B	HR	B/AVG.	WP	HP	BK	SFA	SHA	
Autumn Storms	2.28	16-15	38	33	13	1/3	2	172.0	174	81	56	35	96	21	2	10	.260	4	21	0	7	17	
Caroline Hedgcock	2.84	3-5	25	8	2	0/2	0	61.2	51	33	25	19	31	7	2	2	.213	8	3	0	0	5	
Grace Moll	3.69	8-4	22	14	3	2/1	0	74.0	72	43	39	53	70	8	0	4	.259	29	3	0	4	6	
-----																							
Allison Stewart	3.18	1-0	8	0	0	0/2	1	11.0	12	7	5	4	9	0	0	2	.279	0	1	0	0	1	
Katie Warrick	3.68	3-0	14	0	0	0/1	0	26.2	33	17	14	5	10	3	2	3	.311	1	2	0	0	3	

**2018** Head Coach: Courtney Deifel | Record: 42-17 (Overall), 12-12 (SEC) | NCAA Super Regional Participant

PLAYER	AVG	GP/GS	AB	R	H	2B	3B	HR	RBI	TB	SLG%	BB	HP	SO	GDP	OB%	SF	SH	SB-ATT	PO	A	E	FLD%
Hannah McEwen	.339	59-59	189	45	64	8	1	12	57	110	.582	22	4	13	0	.411	4	0	0-0	44	1	3	.938
Autumn Buczek	.314	59-59	204	30	64	5	4	0	19	77	.377	13	0	19	0	.353	1	0	9-10	65	135	13	.939
Ashley Diaz	.313	58-57	166	18	52	6	0	6	29	76	.458	16	0	16	4	.370	2	1	0-0	314	6	4	.988
Katie Warrick	.304	45-41	125	14	38	8	0	8	25	70	.560	12	1	12	2	.362	3	0	1-1	44	2	2	.958
A.J. Belans	.259	49-48	139	14	36	6	0	5	20	57	.410	13	0	17	1	.320	1	1	0-0	45	65	10	.917
Haydi Bugarin	.246	56-56	134	28	33	5	2	4	19	54	.403	14	4	30	1	.331	2	2	2-3	92	70	14	.920
Tori Cooper	.244	49-48	135	21	33	4	0	3	19	46	.341	16	1	23	0	.325	2	0	1-1	50	1	3	.944
Loren Krzysko	.241	59-59	158	23	38	7	1	7	22	68	.430	21	2	23	2	.333	2	4	1-1	62	0	2	.969
Kayla Green	.237	58-58	152	20	36	12	1	6	26	68	.447	14	9	30	1	.331	3	1	0-0	393	32	4	.991
-----																							
Carley Haizlip	1.000	39-0	1	17	1	0	0	0	0	1	1.000	1	0	0	0	1.000	0	0	0-0	0	0	0	.000
Linnie Malkin	.279	23-14	43	8	12	2	0	3	8	23	.535	10	0	12	0	.415	0	0	0-0	3	0	0	1.000
Sydney Parr	.275	45-15	40	15	11	1	1	0	5	14	.350	5	0	4	0	.348	1	0	4-4	29	2	0	1.000
Aly Manzo	.273	28-16	55	7	15	3	1	1	7	23	.418	7	1	3	0	.365	0	2	1-1	9	19	0	1.000
Caroline Hedgcock	.250	7-1	4	0	1	0	0	0	0	1	.250	0	0	2	0	.250	0	0	0-0	0	2	0	1.000
Lauren Archuleta	.000	4-1	3	0	0	0	0	0	0	0	.000	0	0	0	0	.000	0	1	0-0	8	2	0	1.000
Mary Haff	.000	2-1	2	0	0	0	0	0	0	0	.000	1	0	2	0	.333	0	0	0-0	6	33	3	.929
Sydney Benz	.000	9-0	2	3	0	0	0	0	0	0	.000	0	0	1	0	.000	0	0	0-0	0	0	0	.000
Nicole Duncan	.000	6-0	1	1	0	0	0	0	0	0	.000	0	0	0	0	.000	0	0	0-0	1	0	0	1.000
Jada Dotson	.000	12-0	1	4	0	0	0	0	0	0	.000	0	0	0	0	.000	0	0	1-1	0	0	0	.000
Macy Brotherton	.000	1-0	0	0	0	0	0	0	0	0	.000	1	0	0	0	1.000	0	0	0-0	0	0	0	.000
Keely Edwards	.000	37-0	0	16	0	0	0	0	0	0	.000	0	0	0	0	.000	0	0	0-0	0	0	0	.000
Autumn Storms	.000	2-2	0	0	0	0	0	0	0	0	.000	0	0	0	0	.000	0	0	0-0	0	40	2	.952

PITCHER	ERA	W-L	APP	GS	CG	SHO	SV	IP	H	R	ER	BB	SO	2B	3B	HR	B/AVG.	WP	HP	BK	SFA	SHA	
Mary Haff	1.51	29-7	45	31	19	11/1	2	213.1	118	53	46	44	249	16	1	20	.157	9	20	0	0	11	
Autumn Storms	2.67	12-10	37	27	6	3/1	2	152.1	161	74	58	33	113	15	2	10	.259	5	18	0	2	7	
-----																							
Katie Warrick	5.53	0-0	5	0	0	0/0	0	6.1	14	7	5	2	2	1	0	2	.438	0	0	0	0	0	
Caroline Hedgcock	9.00	1-0	12	1	0	0/0	1	16.1	32	27	21	9	13	5	0	4	.381	2	0	0	1	1	

Yearly Statistics

**2019** Head Coach: Courtney Deifel | Record: 38-20 (Overall), 12-12 (SEC) | NCAA Regional Participant

PLAYER	AVG	GP/GS	AB	R	H	2B	3B	HR	RBI	TB	SLG%	BB	HP	SO	GDP	OB%	SF	SH	SB-ATT	PO	A	E	FLD%
Hannah McEwen	.386	58-58	189	43	73	12	1	2	26	93	.492	18	7	12	0	.452	3	0	0-0	54	2	6	.903
Ashley Diaz	.372	58-57	172	21	64	10	0	10	48	104	.605	22	0	18	2	.434	4	1	1-1	321	4	3	.991
Danielle Gibson	.349	55-55	172	33	60	12	1	12	45	110	.640	13	2	25	1	.397	2	0	0-0	70	7	2	.975
Sydney Parr	.326	51-50	135	32	44	1	1	0	14	47	.348	12	3	13	0	.391	1	1	5-6	62	2	4	.941
Katie Warrick	.318	58-58	173	26	55	11	0	10	37	96	.555	19	3	20	3	.389	3	0	1-1	22	0	2	.917
Linnie Malkin	.293	36-5	41	2	12	3	0	1	9	18	.439	6	1	14	1	.396	0	0	0-0	0	1	1	.500
Maggie Hicks	.283	27-23	53	12	15	1	0	1	11	19	.358	2	1	9	0	.305	3	1	2-3	29	42	8	.899
Aly Manzo	.264	34-11	53	7	14	3	1	1	4	22	.415	3	0	10	0	.304	0	3	0-0	14	23	5	.881
Kayla Green	.214	55-55	140	13	30	8	0	5	25	53	.379	24	11	42	4	.367	2	2	1-1	334	20	8	.978
Ryan Jackson	.212	28-7	33	5	7	1	1	0	4	10	.303	1	4	11	0	.316	0	0	0-0	4	0	0	1.000
Haydi Bugarin	.194	56-53	124	22	24	6	0	5	16	45	.363	13	4	30	1	.291	0	4	2-2	58	122	18	.909
Sydney Benz	.182	18-1	11	4	2	1	0	0	3	3	.273	1	0	5	0	.231	1	0	0-0	0	2	1	.667
Nicole Duncan	.165	55-52	109	22	18	3	0	3	14	30	.275	19	17	44	2	.370	1	3	0-0	71	86	13	.924
Keely Edwards	.163	49-25	43	17	7	2	0	0	6	9	.209	2	0	18	0	.196	1	4	0-0	28	59	8	.916
Sam Torres	.154	41-4	13	12	2	0	0	0	0	2	.154	0	0	2	0	.154	0	1	1-1	18	0	1	.947
Taylor Greene	.042	19-8	24	2	1	0	0	0	1	1	.042	7	3	12	0	.314	1	1	0-0	38	6	0	1.000
-----																							
Carley Haizlip	.000	33-0	1	11	0	0	0	0	0	0	.000	0	0	0	0	.000	0	0	0-0	0	0	0	.000
Lauren Graves	.000	1-0	1	0	0	0	0	0	0	0	.000	0	0	1	0	.000	0	0	0-0	0	1	0	1.000
-----																							
PITCHER	ERA	W-L	APP	GS	CG	SHO	SV	IP	H	R	ER	BB	SO	2B	3B	HR	B/AVG.	WP	HP	BK	SFA	SHA	
Autumn Storms	1.63	20-9	43	32	15	4/1	2	201.2	189	96	47	29	172	28	2	10	.228	15	12	0	1	9	
Mary Haff	1.88	18-11	41	26	11	7/0	5	160.1	112	63	43	32	180	19	1	14	.190	9	29	0	2	14	
Lauren Graves	8.81	0-0	6	0	0	0/1	0	10.1	20	20	13	12	9	1	0	2	.400	6	0	0	1	1	
Katie Warrick	9.33	0-0	3	0	0	0/0	0	3.0	5	4	4	0	1	0	0	2	.385	0	2	0	1	0	

**2020** Head Coach: Courtney Deifel | Record: 19-6 (Overall), 1-2 (SEC)

PLAYER	AVG	GP/GS	AB	R	H	2B	3B	HR	RBI	TB	SLG%	BB	HP	SO	GDP	OB%	SF	SH	SB-ATT	PO	A	E	FLD%
Hannah McEwen	.418	25-25	67	27	28	6	0	2	12	40	.597	19	5	6	0	.565	1	0	3-3	24	0	0	1.000
Braxton Burnside	.392	25-25	79	16	31	3	0	5	20	49	.620	7	5	9	0	.467	1	1	0-0	29	43	3	.960
Kayla Green	.375	23-22	56	10	21	1	1	1	13	27	.482	10	2	7	0	.478	1	0	0-0	151	9	1	.994
Sydney Parr	.338	25-25	68	21	23	4	0	0	8	27	.397	13	0	6	0	.439	1	0	5-5	21	1	0	1.000
Ryan Jackson	.323	25-25	65	20	21	3	0	5	15	39	.600	811	9	0	.476	0	0	0-0	1	0	0	1.000	
Danielle Gibson	.295	25-25	78	10	23	4	0	1	14	30	.385	7	2	9	0	.364	1	0	0-0	154	4	4	.975
Keely Huffine	.279	21-20	43	8	12	2	1	3	10	25	.581	2	1	13	0	.326	0	4	0-0	24	37	8	.884
Valerie Ventura	.263	24-18	38	10	10	1	0	0	6	11	.289	2	0	10	2	.300	0	3	0-0	10	39	4	.925
Linnie Malkin	.247	25-25	73	13	18	4	0	6	24	40	.548	7	4	17	2	.345	0	0	0-0	7	2	1	.900
-----																							
Aly Manzo	.333	3-0	3	0	1	0	0	0	2	1	.333	0	0	1	0	.333	0	0	0-0	0	0	0	.000
Audrie LaValley	.259	16-11	27	7	7	0	0	2	11	13	.481	3	1	8	0	.355	0	0	2-2	13	12	2	.926
Larissa Cesena	.250	9-1	8	3	2	0	0	0	0	2	.250	1	0	2	0	.333	0	0	0-0	1	2	0	1.000
Rylin Hedgecock	.214	18-0	14	1	3	0	0	1	4	6	.429	4	1	4	0	.421	0	0	0-0	0	0	0	.000
Taylor Greene	.111	9-3	9	0	1	0	0	0	0	1	.111	2	0	2	0	.273	0	0	0-0	29	3	1	.970
Lauren Graves	.000	4-0	4	0	0	0	0	0	0	0	.000	0	0	3	0	.000	0	0	0-0	0	0	0	.000
Sam Torres	.000	17-0	2	6	0	0	0	0	0	0	.000	1	0	0	0	.333	0	0	0-1	3	0	0	1.000
Nicole Duncan	.000	4-0	0	2	0	0	0	0	0	0	.000	0	0	0	0	.000	0	0	0-0	0	0	0	.000
-----																							
PITCHER	ERA	W-L	APP	GS	CG	SHO	SV	IP	H	R	ER	BB	SO	2B	3B	HR	B/AVG.	WP	HP	BK	SFA	SHA	
Autumn Storms	1.16	11-3	17	12	5	1/2	0	72.2	62	21	12	12	61	8	0	4	.225	3	2	0	2	3	
Mary Haff	1.89	4-1	13	6	1	0/1	1	37.0	32	15	10	11	40	4	2	6	.227	1	3	0	1	1	
Jenna Bloom	3.21	4-2	16	7	1	1/2	3	43.2	35	25	20	21	68	6	0	4	.208	4	7	0	0	2	
-----																							
Rylin Hedgecock	2.62	0-0	3	0	0	0/1	0	2.2	8	4	1	1	4	1	0	1	.500	0	0	0	0	0	

Yearly Statistics

**2021** Head Coach: Courtney Deifel | Record: 43-11 (Overall), 19-5 (SEC) | NCAA Super Regional Participant

PLAYER	AVG	GP/GS	AB	R	H	2B	3B	HR	RBI	TB	SLG%	BB	HP	SO	GDP	OB%	SF	SH	SB-ATT	PO	A	E	FLD%
Braxton Burnside	.357	52-52	157	51	56	9	0	25	54	140	.892	41	7	22	3	.507	0	0	0-0	75	84	14	.919
Danielle Gibson	.355	50-50	172	32	61	16	1	15	51	124	.721	14	3	20	0	.408	2	0	0-0	316	12	2	.994
Hannah McEwen	.318	44-44	129	41	41	10	0	5	16	66	.512	35	4	14	1	.476	0	0	1-1	73	2	2	.974
Linnie Malkin	.265	54-54	170	29	45	5	0	18	45	104	.612	18	5	38	3	.352	0	0	0-0	19	1	0	1.000
Kayla Green	.226	54-54	155	21	35	7	0	12	32	78	.503	24	4	28	0	.339	3	2	0-1	352	13	2	.995
Keely Huffine	.174	53-53	121	20	21	0	0	5	11	36	.298	11	6	37	0	.273	1	8	1-1	99	47	6	.961
-----																							
Hannah Gammill	.297	38-38	101	28	30	4	0	9	27	61	.604	22	8	15	0	.451	2	1	0-0	38	66	4	.963
Sam Torres	.289	41-32	90	18	26	1	0	0	4	27	.300	13	2	22	0	.390	0	5	1-1	44	0	1	.978
Aly Manzo	.273	46-40	110	4	30	5	0	1	9	38	.345	4	1	16	1	.304	0	1	0-0	15	1	0	1.000
Lauren Graves	.214	12-3	14	2	3	0	0	1	6	6	.429	2	1	7	0	.353	0	0	0-0	0	0	0	.000
Ryan Jackson	.160	31-23	75	10	12	2	2	1	8	21	.280	2	8	19	1	.256	1	1	0-0	35	2	0	1.000
Valerie Ventura	.150	16-8	20	1	3	0	0	0	2	3	.150	0	0	8	0	.150	0	0	0-0	11	22	4	.892
Larissa Cesena	.138	47-5	29	8	4	1	0	0	2	5	.172	4	1	15	0	.265	0	2	0-0	15	0	0	1.000
Audrie LaValley	.136	23-19	44	12	6	0	0	3	9	15	.341	12	4	12	0	.367	0	1	0-1	24	15	1	.975
Rylin Hedgecock	.050	19-1	20	0	1	0	0	0	1	1	.050	1	1	5	1	.136	0	0	0-0	0	0	0	.000
Nicole Duncan	.032	15-10	31	1	1	0	0	0	1	1	.032	5	2	9	0	.211	0	2	0-0	16	21	1	.974
Marlene Friedman	.000	13-0	0	2	0	0	0	0	0	0	.000	0	0	0	0	.000	0	0	0-0	0	0	0	.000
Cally Kildow	.000	28-0	0	12	0	0	0	0	0	0	.000	0	0	0	0	.000	0	0	1-1	0	0	0	.000
Kaitlyn Howard	.000	3-0	0	0	0	0	0	0	0	0	.000	0	0	0	0	.000	0	0	0-0	0	1	0	1.000

PITCHER	ERA	W-L	APP	GS	CG	SHO	SV	IP	H	R	ER	BB	SO	2B	3B	HR	B/AVG.	WP	HP	BK	SFA	SHA
Autumn Storms	1.42	7-2	23	16	5	2/4	4	83.2	63	32	17	14	62	8	2	5	.199	1	10	0	0	4
Mary Haff	1.55	26-7	40	25	15	5/2	5	198.1	138	54	44	39	198	14	1	18	.192	2	12	0	4	11
Allie Light	2.62	0-0	8	0	0	0/0	0	16.0	22	13	6	3	9	2	1	2	.310	2	1	0	0	1
Jenna Bloom	4.01	8-2	19	9	0	0/2	0	57.2	59	33	33	20	51	15	1	11	.260	6	3	0	2	1
Lauren Howell	5.01	2-0	8	4	0	0/0	0	22.1	25	20	16	11	9	5	0	1	.269	5	4	0	0	0
Kaitlyn Howard	14.00	0-0	1	0	0	0/0	0	1.0	4	2	2	1	0	0	0	0	.571	0	0	0	0	0

**2022** Head Coach: Courtney Deifel | Record: 48-11 (Overall), 19-5 (SEC) | NCAA Super Regional Participant

PLAYER	AVG	GP/GS	AB	R	H	2B	3B	HR	RBI	TB	SLG%	BB	HP	SO	GDP	OB%	SF	SH	SB-ATT	PO	A	E	FLD%
Danielle Gibson	.445	59-59	182	54	81	14	0	20	70	155	.852	16	5	18	1	.495	3	0	0-0	333	10	5	.986
KB Sides	.389	59-59	180	67	70	12	3	13	42	127	.706	45	1	24	0	.507	3	1	28-32	68	1	1	.986
Linnie Malkin	.384	51-50	146	32	56	5	0	22	68	127	.870	16	6	24	3	.464	0	0	0-1	3	0	0	1.000
Hannah Gammill	.374	59-59	155	50	58	9	0	18	51	121	.781	24	20	31	2	.513	0	0	0-0	61	74	5	.964
Taylor Ellsworth	.341	59-59	173	51	59	14	0	14	53	115	.665	30	10	16	4	.465	0	2	0-0	402	31	3	.993
Hannah McEwen	.296	59-59	186	45	55	9	2	4	33	80	.430	18	10	14	2	.376	7	1	2-2	97	1	1	.990
Audrie LaValley	.289	51-46	114	23	33	4	0	4	13	49	.430	24	4	25	0	.424	2	4	0-0	70	69	2	.986
-----																							
Cally Kildow	.308	36-13	39	21	12	0	0	0	3	12	.308	1	0	7	0	.325	0	1	6-6	10	20	6	.833
Sam Torres	.290	41-10	62	14	18	1	0	0	4	19	.306	5	0	8	0	.343	0	1	0-1	17	0	0	1.000
Kacie Hoffmann	.273	51-42	110	17	30	5	1	8	20	61	.555	8	2	20	1	.333	0	0	0-0	15	0	2	.882
Rylin Hedgecock	.273	34-14	44	3	12	2	0	1	12	17	.386	7	1	9	2	.377	1	0	0-0	0	0	0	.000
Chenise Delce	.222	5-3	9	0	2	0	0	0	1	2	.222	0	0	3	0	.200	1	0	0-0	2	18	0	1.000
Marlene Friedman	.208	26-11	24	16	5	0	0	2	7	11	.458	6	2	6	1	.406	0	1	0-0	12	18	1	.968
Spencer Prigge	.189	21-21	37	5	7	1	0	2	7	14	.378	8	3	8	0	.375	0	4	0-0	18	27	4	.918
Valerie Ventura	.182	21-14	33	6	6	0	0	1	4	9	.273	2	0	13	0	.229	0	1	0-0	17	21	1	.974
Raigan Kramer	.143	29-2	7	11	1	0	0	0	0	1	.143	0	0	3	0	.143	0	0	0-1	3	1	3	.571
Ally Sockey	.053	16-12	19	5	1	0	0	0	0	1	.053	1	0	8	0	.100	0	3	2-2	9	13	5	.815
Kaitlyn Howard	.000	6-0	4	1	0	0	0	0	0	0	.000	0	0	2	0	.000	0	0	0-1	0	0	0	.000
Abby Gordon	.000	4-0	4	0	0	0	0	0	0	0	.000	0	0	2	0	.000	0	0	0-0	0	0	0	.000
Mallory Hardwick	.000	2-0	1	1	0	0	0	0	0	0	.000	1	0	0	0	.500	0	0	0-0	0	0	0	.000

PITCHER	ERA	W-L	APP	GS	CG	SHO	SV	IP	H	R	ER	BB	SO	2B	3B	HR	B/AVG.	WP	HP	BK	SFA	SHA
Chenise Delce	2.12	19-3	37	24	14	5/3	3	151.2	126	50	46	35	188	25	0	11	.220	11	14	0	1	7
Mary Haff	2.69	20-5	36	22	8	4/2	2	148.1	123	70	57	34	154	25	3	22	.220	2	12	0	3	8
Callie Turner	2.69	2-2	15	7	0	0/3	1	26.0	27	21	10	27	16	3	1	2	.250	6	2	0	1	4
Jenna Bloom	3.81	7-1	17	6	0	0/0	0	49.2	60	32	27	18	44	9	1	12	.293	2	3	0	0	3
Lauren Howell	9.80	0-0	5	0	0	0/1	0	5.0	8	7	7	2	5	0	1	2	.364	2	1	0	0	0

Yearly Statistics

**2023** Head Coach: Courtney Deifel | Record: 40-19 (Overall), 14-10 (SEC) | NCAA Regional Participant

PLAYER	AVG	GP/GS	AB	R	H	2B	3B	HR	RBI	TB	SLG%	BB	HP	SO	GDP	OB%	SF	SH	SB-ATT	PO	A	E	FLD%
Reagan Johnson	.378	59-59	209	47	79	3	4	0	20	90	.431	14	0	41	0	.415	1	1	18-18	86	4	3	.968
Rylin Hedgecock	.335	59-59	164	41	55	9	0	21	62	127	.774	32	8	27	3	.459	3	0	0-0	0	0	0	.000
Hannah Camenzind	.308	10-2	13	2	4	1	0	1	5	8	.615	0	0	4	0	.308	0	0	0-0	0	15	3	.833
Raigan Kramer	.301	59-59	153	39	46	9	2	7	34	80	.523	39	4	28	1	.449	2	1	2-2	67	4	1	.986
Lauren Camenzind	.292	50-47	130	18	38	8	0	1	19	49	.377	6	3	17	1	.338	0	1	0-0	283	39	2	.994
Cylie Halvorson	.283	59-59	173	38	49	9	1	10	51	90	.520	22	2	42	0	.360	6	0	1-1	406	7	3	.993
Kristina Foreman	.240	58-57	154	37	37	4	2	8	24	69	.448	24	5	25	1	.359	1	2	2-2	74	78	7	.956
Hannah Gammill	.236	59-59	161	38	38	8	0	6	26	64	.398	33	10	29	1	.395	1	0	0-0	101	93	10	.951
Kacie Hoffmann	.223	55-54	148	22	33	11	0	7	27	65	.439	5	10	32	2	.294	0	1	0-0	31	1	2	.941
Madi Conklin	.750	6-0	4	1	3	1	0	0	2	4	1.000	0	0	0	0	.750	0	0	0-0	8	0	0	1.000
Chenise Delce	.500	3-1	2	0	1	0	0	0	3	1	.500	0	0	0	0	.333	1	0	0-0	3	29	1	.970
Spencer Prigge	.216	17-16	37	10	8	1	0	3	16	18	.486	7	0	16	0	.341	0	2	1-1	6	29	3	.921
Atalyia Rijo	.203	56-55	133	24	27	6	0	5	24	48	.361	9	7	33	2	.285	2	3	0-0	63	115	11	.942
Tymber Riley	.200	13-4	15	4	3	1	0	0	4	4	.267	4	2	6	0	.429	0	0	1-1	6	0	0	1.000
Rylee Cloud	.154	22-2	13	7	2	2	0	0	1	4	.308	0	0	5	0	.154	0	0	0-0	4	5	1	.900
Kiki Estrada	.000	6-0	6	0	0	0	0	0	0	0	.000	0	0	4	0	.000	0	0	0-0	3	0	0	1.000
Cally Kildow	.000	46-1	6	9	0	0	0	0	0	0	.000	1	0	3	0	.143	0	0	1-1	8	0	1	.889
Kaitlyn Howard	.000	5-0	3	2	0	0	0	0	0	0	.000	0	0	0	0	.000	0	0	0-0	0	0	0	.000
Mallory Hardwick	.000	2-0	1	0	0	0	0	0	0	0	.000	1	0	1	0	.500	0	0	0-0	0	0	0	.000
Chelsi Passage	.000	3-0	0	2	0	0	0	0	0	0	.000	0	0	0	0	.000	0	0	0-0	0	0	0	.000

PITCHER	ERA	W-L	APP	GS	CG	SHO	SV	IP	H	R	ER	BB	SO	2B	3B	HR	B/AVG.	WP	HP	BK	SFA	SHA
Chenise Delce	2.02	21-11	39	24	17	6/2	4	180.1	132	61	52	55	193	15	1	16	.200	14	17	0	4	10
Robyn Herron	2.30	8-4	24	13	2	2/3	0	73.0	46	29	24	38	107	5	1	8	.175	8	3	0	1	1
Nikki McGaffin	2.62	0-0	12	1	0	0/4	0	13.1	10	6	5	4	9	3	0	2	.189	2	1	0	0	0
Hannah Camenzind	3.15	5-2	25	10	3	2/2	0	60.0	63	46	27	24	24	8	1	4	.263	3	8	0	2	3
Callie Turner	3.36	6-2	20	11	0	0/3	1	56.1	48	31	27	32	47	6	1	6	.232	6	6	0	0	2

**2024** Head Coach: Courtney Deifel | Record: 37-18 (Overall), 14-10 (SEC) | NCAA Regional Participant

PLAYER	AVG	GP/GS	AB	R	H	2B	3B	HR	RBI	TB	SLG%	BB	HP	SO	GDP	OB%	SF	SH	SB-ATT	PO	A	E	FLD%
Reagan Johnson	.380	55-55	192	35	73	4	1	0	11	79	.411	15	1	19	0	.426	1	1	12-14	85	4	1	.989
Kennedy Miller	.331	52-52	136	23	45	5	2	8	36	78	.574	9	8	16	2	.400	2	0	2-2	276	33	1	.997
Bri Ellis	.322	55-55	149	36	48	7	0	14	47	97	.651	30	5	24	0	.444	3	0	1-2	359	12	4	.989
Hannah Camenzind	.308	36-21	78	11	24	3	2	0	12	31	.397	3	4	12	1	.360	1	0	0-0	12	18	0	1.000
Nia Carter	.307	52-47	153	25	47	4	2	1	19	58	.379	7	2	2	0	.346	0	4	1-1	59	1	2	.968
Cylie Halvorson	.300	55-55	150	28	45	11	0	9	32	83	.553	14	2	21	1	.357	5	0	1-1	84	102	7	.964
Rylee Cloud	.286	23-2	14	8	4	1	0	1	3	8	.571	1	0	5	0	.333	0	0	1-1	0	0	0	.000
Rylin Hedgecock	.235	53-47	136	21	32	7	1	6	27	59	.434	6	6	18	5	.293	2	1	0-0	8	0	0	1.000
Hannah Gammill	.216	55-55	139	26	30	4	0	12	37	70	.504	22	10	27	1	.354	4	2	0-0	41	101	2	.986
Atalyia Rijo	.214	9-6	14	2	3	2	0	0	1	5	.357	1	1	3	0	.313	0	1	0-0	8	10	0	1.000
Raigan Kramer	.213	54-52	122	28	26	3	2	3	17	42	.344	32	4	18	0	.390	1	1	7-7	74	3	2	.975
Carlee Ratcliff	.200	11-1	10	3	2	1	0	1	2	6	.600	0	3	3	0	.385	0	0	0-0	0	0	0	.000
Lauren Camenzind	.132	36-32	68	11	9	1	0	1	9	13	.191	6	0	11	0	.203	0	0	1-1	28	46	8	.902
Spencer Prigge	.083	21-17	36	4	3	1	0	0	2	4	.111	5	1	11	0	.214	0	1	0-0	18	33	1	.981
Kylie Brockman	.000	9-3	10	2	0	0	0	0	0	0	.000	2	0	2	0	.167	0	0	0-0	29	2	0	1.000
Jayden Wells	.000	2-0	1	1	0	0	0	0	0	0	.000	0	0	0	0	.000	0	0	1-1	0	0	0	.000
Ally Sockey	.000	18-0	0	5	0	0	0	0	0	0	.000	0	0	0	0	.000	0	0	0-1	4	0	0	1.000
Nyjah Fontenot	.000	4-0	0	2	0	0	0	0	0	0	.000	1	0	0	0	1.000	0	0	0-0	0	0	0	.000
Kasey Wood	.000	2-0	0	0	0	0	0	0	0	0	.000	0	0	0	0	.000	0	0	0-0	0	0	0	.000

PITCHER	ERA	W-L	APP	GS	CG	SHO	SV	IP	H	R	ER	BB	SO	2B	3B	HR	B/AVG.	WP	HP	BK	SFA	SHA	
Kasey Wood	0.00	0-0	2	0	0	0/1	0	1.2	3	0	0	1	0	1	0	0	.375	0	0	0	0	0	0
Robyn Herron	1.62	12-9	29	19	10	5/0	0	125.1	74	36	29	43	143	9	2	7	.171	11	12	0	5	9	
Reis Beuerlein	2.05	2-2	10	8	1	1/1	0	30.2	31	13	9	9	12	4	0	2	.263	4	1	0	1	1	
Morgan Leinstock	2.14	13-6	34	19	8	3/3	2	140.2	117	54	43	39	137	18	0	7	.220	17	11	0	0	8	
Hannah Camenzind	3.07	9-1	23	7	1	0/3	1	59.1	66	36	26	30	25	9	0	5	.282	1	4	0	0	3	
Nikki McGaffin	7.00	1-0	10	2	0	0/4	0	6.0	11	9	6	5	3	4	0	2	.423	2	1	0	3	0	

**All-Time Alphabetical Roster**

<b>A</b>		<b>F</b>		<b>M</b>	
Aleman, Ileana	2015-16	Fagan, Kasey	2013-15	MacKay, Hailey	2017
Alpe, Robin	1997-98	Felts, Morgan	2016	Malkin, Linnie	2018-22
Archuleta, Lauren	2015-18	Foglesong, Kallie	2004-06	Manzo, Aly	2017-21
Atkins, Ruth	2003	Fontenot, Nyjah	2023-24	Martindale, Ashley	2011-14
<b>B</b>		Foreman, Kristina	2023	McEwen, Hannah	2018-22
Bachkora, Jessica	2007-10	Foust, Brandy	2006-09	McGaffin, Nikki	2022-24
Bass, Alyssa	2012-13	Flores, Lisa	1997	McGuirt, Layne	2008-11
Baze, Brandy	2006-09	Freeman, Hillary	2006-09	McGuirt, Meg	2011
Beasley, Kimmy	2012-14	Friedman, Marlene	2021-23	McLemore, Hope	2010-13
Belans, A.J.	2017-18	<b>G</b>		Meeker, Kyndra	2013-14
Belford, Augrista	1997	Gammill, Hannah	2021-24	Meinen, Haley	2015-16
Benish, Allie	2003-04	Gee, Jayme	2011-14	Meza, Amber	1998
Benz, Sydney	2017-2019	Geile, Amanda	2011-14	Miller, Kennedy	2024-Pres.
Beringhele, Betina	2016-17	Gibson, Danielle	2019-22	Mitchell, Cortney	2001-02
Berlin, Kelsey	2014	Gordon, Abby	2021-22	Moddrell, Julie	1998
Beuerlein, Reis	2023-Pres.	Graves, Lauren	2019-21	Moll, Grace	2014-17
Bisaccia, Michele	2003-04	Green, Kayla	2018-21	Moncrief, Jocelyne	2006-09
Bloom, Jenna	2020-22	Greene, Taylor	2019-20	Montgomery, Lauren	2013
Bottoms, Jennifer	1998-01	Griffiths, Brittany	2009-11	Mort, Tori	2009-12
Box, Rachel	2014-17	Gulick, Dana	1997-00	Mullen, Jessie	2015-16
Breault, Courtney	2010-11	<b>H</b>		<b>N</b>	
Brewer, Stephanie	2010-11	Haff, Mary	2018-22	Navarro, Clarisa	2012-14
Brochu, Danielle	2016	Haizlip, Carley	2016-19	Nieman, Lisa	2002-03
Bronkey, Sierra	2011-15	Halvorson, Cylie	2023-24	Nims, Kelli	2001-03
Brotherton, Macy	2017-18	Hardwick, Mallory	2022-24	Ninemire, Kelly	2005
Brotherton, Madelyn	2017-18	Harmon, Marley	2015-17	<b>O</b>	
Brown, Victoria	2012	Harney, Meagan	2006	O'Malley, Mindy	2003-06
Bryant, Kim	1997	Harrison, Cam	2025-Pres.	Odle, Kayce	2006
Buckner, Samantha	2005-08	Harrison, Jessica "Reggie"	2014-15	Oprzedek, Chloe	2011-14
Buczek (Russell), Autumn	2015-18	Harrison, Katie	2012	<b>P</b>	
Bugarin, Haydi	2016-2019	Hedgcock, Caroline	2017-18	Parr, Sydney	2017-20
Burdette, Elizabeth	1998	Hedgcock, Rylin	2020-24	Patton, Kristen	2004
Burnham, Payton	2025-Pres.	Hendrix, Lauren	2001-03	Pearson, Megan	2012-15
Burnside, Braxton	2019-21	Henry, Katy	2005-08	Perry (Woodward), Blaire	2002-06
Burr, Macy	2011	Henry, Kirsten	2000	Perry, Lindsay	2005
<b>C</b>		Herron, Robyn	2023-Pres.	Pocklington, Parker	2014-17
Caldwell, Amanda	2008-11	Hicks, Maggie	2019	Possage, Chelsi	2022-23
Camenzind, Hannah	2023-2024	Hiers, Shelby	2014-17	Prigge, Spencer	2022-Pres.
Camenzind, Lauren	2023-2024	Hightower, Kristina	1997-99	<b>Q</b>	
Canfield, Stephanie	2013-17	Hill, Sarah	2003	Quillin, Kathy	1998-99
Carden, Becca	2008-11	Hoffmann, Kacie	2022-24	<b>R</b>	
Carter, Ashley	2003-05	Howard, Kaitlyn	2021-23	Ralph, Christy	1997-99
Carter, Ava	2025-Pres.	Howell, Lauren	2021-22	Rambo, Jennifer	2011-14
Carter, Peyton	2016	Hubbard, Amie	2008-09	Ramirez, Olivia	2012
Cesena, Larissa	2019-22	Huckabee, Dayna	2005-08	Ramos, Jayden	2025-Pres.
Chisom, Lauren	2008-10	Huffine (Edwards), Keely	2017-21	Rankin, Heather	2005
Cicioni, Hannah	2008-09	Hulsey, Teighynne	2007-10	Ratcliff, Carlee	2024-Pres.
Cirigliano, Jennifer	1997-00	Hunter, Stephanie	2001-04	Reed, Jess	2007
Clampitt, Ciara	2012	<b>I</b>		Reese, Maddie	2012
Clark, Claire	2013-16	Iverson, Lauren	2008	Reichardt, Ashtyn	2025-Pres.
Clark, Morgan	2010-13	<b>J</b>		Richardson, Crystal	1997-98
Cloer, Whitney	2006-09	Jackson, Ryan	2019-21	Riddle, Danielle	2013
Cloud, Rylee	2023-Pres.	James, Kate	2015	Rijo, Atalyia	2023-Pres.
Cohen, Chelsea	2010-13	James, Sami	1998	Riley, Tymber	2023
Conklin, Madi	2022-23	Johnson, Kayla	2006-09	Robison, Brittany	2007-10
Cooper, Tori	2015-18	Johnson, Melissa	2003-04	Robison, Jessica	2009-12
Crisp, Kala	2014-15	Johnson, Reagan	2023-Pres.	Roby, Linzee	2005
<b>D</b>		Johnson, Tiffany	2001	<b>S</b>	
Daniel, Allison	1998-99	Jones, Emily	2008-10	Sartini, Aly	1997-00
Davison, Karlie	2025-Pres.	Jones, Kim	2008-11	Schlichtman, Heather	2001-04
Davison, Zenobia	2002-05	<b>K</b>		Schroeder, Nicole	2013-17
Day, Courtney	2025-Pres.	Kaiser, Jessica	2002	Shaw, Callie	2003
Deeter, Nicole	2001-04	Ketcher, Linnea	2011-12	Sides, KB	2022
Delce, Chenise	2022-23	Kildow, Cally	2021-2023	Sisemore, Oakley	2015
Diaz, Ashley	2016-2019	Kincaid, Tammy	1997-00	Skaiife, Katy	1997-00
Dixon, Leslie	2008-11	King, Lexi	2025-Pres.	Smith, Kylie	2014-17
Dixon, Miranda	2007-10	Kramer, Raigan	2022-Pres.	Smith, Sandra	2006-10
Dotson, Jada	2018	Krzysko, Loren	2014-18	Sockey, Ally	2022-24
Duncan, Nicole	2018-21	<b>L</b>		Southmayd, Barbara-Jean	2003-05
<b>E</b>		Landgraf, Elizabeth	1998-99	Stewart, Allison	2015-18
Easley, Shana	2003-06	LaValley, Audrie	2020-22	Stokey, Erin	2000-02
Egnor, Carrie	2006	LeMaster, Rachel	2004-07	Storms, Autumn	2017-21
Eiben, Kim	2000-03	Light, Allie	2021	Stunkard, Kristin	2003
Ellis, Bri	2024-Pres.	Long, Cassy	2004-06	Sullivan, Andrea	2012-13
Ellsworth, Taylor	2022	Lyons, Valanna	2002-05	Summerford, Amanda	2010-13
Erickson, Brett	1997, 99-00	<b>M</b>		Swan, Candice	2003-04
Estrada, Kiki	2023-24	<b>N</b>			

## All-Time Alphabetical Roster

### T

Talley, Rachel	1999-02
Thompson, Gretchen	1997
Topham, Sarah	2004-05
Torres, Sam	2019-22
Turner, Callie	2022-23
Tyree, Amy	1998

### U

Usquiano, Paloma	2020
------------------	------

### V

Vallies, Kelsie	2009-10
Van De Pol, Brea	2010-11
Ventura, Valerie	2019-22

### W

Waddle, Jessica	2007-10
Wahrmund, Sheri	1998-00
<b>Walker, Ramsey</b>	<b>2025-Pres.</b>
Wallace, Devon	2012-15
Warren, Savannah	2015
Warrick, Katie	2017-2019
<b>Wells, Jayden</b>	<b>2024-Pres.</b>
Wells, Lindsey	2009-11
Wharton, Andy	1999-02
White (Howlett), Danica	1999-02
<b>Wood, Kasey</b>	<b>2024-Pres.</b>
Woolley, Tiffany	1999-02
Wright, Sydney	2014-16
<b>Wyckoff, Kailey</b>	<b>2025-Pres.</b>

### Y

Yannetti, Madison	2015-17
Young, Kelly	2013-14
Young, Julie	2000-03

Current Razorbacks in BOLD | ^ - current freshman

**All-Time Numerical Roster**

<b>00</b>		<b>7</b>		Savannah Warren	2015
Jennifer Rambo	2011-14	Christy Ralph *	1998-99	Betina Beringhele	2016-17
Carley Haizlip	2016-19	Julie Young	2000-03	Taylor Greene	2019
Kaitlyn Howard	2021-2023	Samantha Buckner	2005-08	<b>Robyn Herron</b>	<b>2023-Pres.</b>
<b>1</b>		Leslie Dixon*	2009-11	<b>12</b>	
Brett Erickson*	1997	Jessica "Reggie" Harrison	2014-15	Jennifer Bottoms	1998-01
Amy Tyree	1998	Sydney Parr	2017-20	Lisa Nieman	2002-03
Tiffany Johnson	2001	Chenise Delce	2022-23	Whitney Cloer	2006-09
Ashley Carter	2003-05	<b>Courtney Day</b>	<b>2025-Pres.</b>	Courtney Breault	2010-11
Brandy Baze	2006-09	<b>8</b>		Ciara Clampitt	2012
Macy Burr	2011	Katy Skaife	1997-00	Loren Krzysko	2014-18
Kasey Fagan	2013-15	Cortney Mitchell	2001-02	Abby Gordon	2021-22
Danielle Brochu	2016	Shana Easley	2003-06	Cylie Halvorson	2023-2024
Maggie Hicks	2019	Lindsey Wells	2009-11	<b>Payton Burnham</b>	<b>2025-Pres.</b>
Ryan Jackson	2020-21	Kimmy Beasley	2012-14	<b>13</b>	
<b>Raigan Kramer</b>	<b>2022-Pres.</b>	Autumn (Russell) Buczek	2015-18	Jennifer Cirigliano	1997-00
<b>2</b>		KB Sides	2022	Heather Schlichtman	2001-04
Sami James	1998	Lauren Camenzind	2023-2024	Olivia Ramirez	2012
Nicole Deeter	2001-04	<b>9</b>		Grace Moll	2014-17
Jocelyne Moncrief	2006-09	Aly Sartini	1997-00	Kayla Green	2018-21
Hope McLemore	2010-13	Ruth Atkins	2003	<b>Kasey Wood</b>	<b>2024-Pres.</b>
Jessie Mullen	2015-16	Kelly Ninemire	2005	<b>14</b>	
A.J. Belans	2017-18	Brittany Robison	2007-10	Brett Erickson	1999-00
Valerie Ventura	2019-2022	Ashley Martindale	2011-14	Valanna Lyons	2002-05
Kristina Foreman	2023	Kate James	2015	Jess Reed	2007
Kylie Brockman	2024	Autumn Storms	2017-21	Jessica Robison	2009-12
<b>3</b>		<b>Rylee Cloud</b>	<b>2023-Pres.</b>	Stephanie Canfield	2013-17
Christy Ralph*	1997	<b>10</b>		Kacie Hoffmann	2022-2024
Julie Moddrell	1998	Gretchen Thompson	1997	<b>Karlie Davison</b>	<b>2025-Pres.</b>
Sarah Topham	2004-05	Elizabeth Landgraf	1998-99	<b>15</b>	
Leslie Dixon*	2008	Kim Eiben	2000-03	Augrista Belford	1997
Tori Mort	2009-12	Cassy Long	2004-06	Dayna Huckabee	2005-08
Parker Pocklington	2014-17	Kelsie Vallies	2009-10	Katie Harrison	2012
Larissa Cesena	2019-22	Sierra Bronkey	2011-15	Rachel Box	2014-17
Nia Carter	2024	Haydi Bugarin	2016-19	<b>Spencer Prigge</b>	<b>2022-Pres.</b>
<b>4</b>		Ally Sockey	2022-2024	<b>16</b>	
Tammy Kincaid	1997-00	<b>11</b>		Kim Bryant	1997
Stephanie Hunter	2001-04	Crystal Richardson	1997-98	Elizabeth Burdette	1998
Hillary Freeman	2006-09	Rachel Talley	1999-02	Blaire (Woodward) Perry	2002-06
Jayme Gee	2011-14	Melissa Johnson	2003-04	Jessica Waddle	2007-10
Marley Harmon	2015-17	Heather Rankin	2005	Amanda Geile	2011-14
Mary Haff	2018-22	Miranda Dixon	2007-10	Keely Huffine (Edwards)	2017-21
Tymer Riley	2023	Clarisa Navarro	2012-14		
<b>Reis Beuerlein</b>	<b>2024-Pres.</b>	<b>5</b>			
Kathy Quillin	1998-99	Kirsten Henry	2000		
Kirsten Henry	2000	Jessica Kaiser	2002		
Jessica Kaiser	2002	Carrie Egnor	2006		
Carrie Egnor	2006	Lauren Iverson	2008		
Lauren Iverson	2008	Morgan Clark*	2010		
Morgan Clark*	2010	Stephanie Brewer*	2011		
Stephanie Brewer*	2011	Lauren Montgomery	2013		
Lauren Montgomery	2013	Kala Crisp	2014-15		
Kala Crisp	2014-15	Peyton Carter	2016		
Peyton Carter	2016	Hailey MacKay	2017		
Hailey MacKay	2017	Ryan Jackson	2019		
Ryan Jackson	2019	Lauren Howell	2021-22		
Lauren Howell	2021-22	<b>Ashtyn Reichardt</b>	<b>2025-Pres.</b>		
<b>Ashtyn Reichardt</b>	<b>2025-Pres.</b>	<b>6</b>			
Amber Meza	1998	Amber Meza	1998		
Linzee Roby	2005	Linzee Roby	2005		
Meagan Harney	2006	Meagan Harney	2006		
Amanda Summerford	2010-13	Amanda Summerford	2010-13		
Tori Cooper	2015-18	Tori Cooper	2015-18		
Cally Kildow	2021-23	Cally Kildow	2021-23		
<b>Ella McDowell</b>	<b>2025-Pres.</b>	<b>Ella McDowell</b>	<b>2025-Pres.</b>		



**All-Time Numerical Roster**

Madi Conklin	2022-2023	<b>25</b>		<b>44</b>	
Carlee Ratcliff	2024	Michele Bisaccia	2003-04	Chelsea Cohen	2010-13
Ramsey Walker	2025-Pres.	Lauren Chisom	2008-10	Ileana Aleman	2015-16
<b>17</b>		Braxton Burnside	2019-21	Callie Turner	2022-2023
Tiffany Woolley	1999-02	Hannah Camenzind	2023-2024		
Allie Benish	2003-04	Cam Harrison	2025-Pres.	<b>45</b>	
Layne McGuirt	2008-11			Jayden Wells	2024-Pres.
Andrea Sullivan	2012-13	<b>26</b>		<b>46</b>	
Madison Yannetti	2015-17	Brea Van De Pol	2010-11	Kailey Wyckoff	2025-Pres.
Taylor Ellsworth	2022	Sydney Wright	2014-16		
Kennedy Miller	2024-Pres.	Atalyia Rijo	2023-Pres.	<b>51</b>	
<b>18</b>				Brandy Foust	2006-09
Sheri Wahrmund	1998-00	<b>27</b>		<b>55</b>	
Kristen Patton	2004	Hannah Cicioni	2008-09	Candice Swan	2003-04
Kelly Young	2013-14	Kelsey Berlin	2014	Katie Warrick	2017-2019
Ashley Diaz	2016-19	Haley Meinen	2015-16		
Marlene Friedman	2021-2023	Paloma Usquiano	2020	<b>62</b>	
<b>19</b>				Amanda Caldwell	2008-11
Kristina Hightower	1997-99	<b>28</b>		<b>66</b>	
Jessica Bachkora	2007-10	Stephanie Brewer*	2010	Aly Manzo	2017-21
Alyssa Bass	2012-13	Linnea Ketcher	2011-12		
Lauren Archuleta	2015-2018	Kyndra Meeker	2013-14	<b>70</b>	
<b>20</b>		Sydney Benz	2017-19	Danica (Howlett) White	1999-02
Dana Gulick	1997-00	Rylin Hedgecock	2020-2024	<b>72</b>	
Kelli Nims	2001-03	Carlee Ratcliff	2025-Pres.	Jenna Bloom	2020-22
Kayla Johnson	2006-09	<b>29</b>		<b>77</b>	
Chloe Oprzedek	2011-14	Brittany Griffiths	2009-11	Bri Ellis	2024-Pres.
Macy Brotherton	2017-18	Nicole Schroeder	2013-17	<b>89</b>	
Hannah Gammill	2021-2024	<b>30</b>		Kiki Estrada	2023
<b>21</b>		Meg McGuirt	2011	<b>90</b>	
Allison Daniel	1998-99	Devon Wallace	2012-15	Barbara-Jean Southmayd	2003-05
Erin Stokey	2000-02	Chelsi Passage	2022-Pres.	<b>99</b>	
Sarah Hill	2003	<b>31</b>		Audrie LaValley	2020-22
Kayce Odle	2006	Caroline Hedgcock	2017-18	Lexi King	2025-Pres.
Amie Hubbard	2008-09	Allie Light	2021		
Morgan Clark*	2011-13	<b>32</b>			
Kylie Smith	2014-17	Rachel LeMaster	2004-07		
Lauren Graves	2019-21	Kim Jones	2008-11		
Mallory Hardwick	2022-2024	Victoria Brown	2012		
Ava Carter	2025-Pres.	Allison Stewart	2015-18		
<b>22</b>		<b>33</b>			
Mindy O'Malley	2003-06	Lindsay Perry	2005		
Becca Carden	2008-11	Teighynne Hulsey	2007-10		
Claire Clark	2013-16	Maddie Reese	2012		
Linnie Malkin	2018-22	Oakley Sisemore	2015		
Nikki McGaffin	2023-2024	Jada Dotson	2018		
<b>23</b>		<b>34</b>			
Lisa Flores	1997	Madelyn Brotherton	2017-18		
Lauren Hendrix	2001-03	Jayden Ramos	2025-Pres.		
Sandra Smith	2006-10	<b>35</b>			
Megan Pearson	2012-15	Kallie Foglesong	2004-06		
Morgan Felts	2016	<b>40</b>			
Hannah McEwen	2018-22	Kristin Stunkard	2003		
Reagan Johnson	2023-Pres.	<b>41</b>			
<b>24</b>		Danielle Gibson	2019-22		
Robin Alpe	1997-98	<b>42</b>			
Zenobia Davison	2002-05	Andy Wharton	1999-02		
Emily Jones	2008-10	Callie Shaw	2003		
Danielle Riddle	2013	Katy Henry	2005-08		
Shelby Hiers	2014-17	Sam Torres	2019-22		
Nicole Duncan	2018-21				
Nyjah Fontenot	2023-2024				

Current Razorbacks in BOLD



**All-Time Roster | Hometown**

<b>Alabama (1)</b>	KB Sides (Dora)	Katrina Woods (San Diego)	Kayla Johnson (Bartlesville)
<b>Arkansas (45)</b>	Robin Alpe (Bentonville)	Kim Eiben (British Columbia)	Elizabeth Landgraf (Oklahoma City)
	Kimmy Beasley (Foreman)	Shana Easley (Loveland)	Audrie LaValley (Choctaw)
	Allie Benish (Farmington)	Linnie Malkin (Broomfield)	Hope McLemore (Ringling)
	Rachel Box (White Hall)	Nikki McGaffin (Fort Collins)	Julie Moddrell (Edmond)
	Stacy Brand (North Little Rock)	A.J. Belans (Hollywood)	Tori Mort (Claremore)
	Macy Brotherton (Mena)	Kasey Fagan (Dunnellon)	Kayce Odle (Kansas)
	Madelyn Brotherton (Mena)	Kristina Foreman (Tampa)	Brittany Robison (Owasso)
	Autumn (Russell) Buczek (Greenbrier)	Mary Haff (Winter Haven)	Jessica Robison (Owasso)
	Braxton Burnside (Paragould)	Robyn Herron (Tampa)	Linzee Roby (Cashion)
	Ashley Carter (Harrison)	Lexi King (Windermere)	Sandra Smith (Tulsa)
	Ava Carter (Paragould)	Jessie Mullen (Niceville)	Kristin Stunkard (Jenks)
	Peyton Carter (Paragould)	Kristen Patton (Lake Mary)	Jessica Waddle (Chickasha)
	Lauren Chisom (Bentonville)	Heather Schlichtman (Orange Park)	Sheri Wahrmond (Broken Arrow)
	Hannah Cicioni (Rogers)	Barbara-Jean Southmayd (Largo)	Tiffany Woolley (Tulsa)
	Ciara Clampitt (Burkburnett)	Callie Turner (Land O'Lakes)	<b>Ohio (1)</b> Megan Pearson (Centerville)
	Claire Clark (Wynne)	Sydney Wright (Jacksonville)	<b>Oregon (2)</b> Mindy O'Malley (Portland)
	Morgan Clark (Farmington)	Taylor Greene (Milton)	Payton Burnham (Eugene)
	Kala Crisp (Farmington)	Rylin Hedgcock (Valdosta)	<b>South Carolina (1)</b> Allie Light (Lexington)
	Madi Conklin (Fort Smith)	Shelby Hiers (Quitman)	<b>South Dakota (1)</b> Cylie Halvorson (Sioux Falls)
	Allison Daniel (DeQueen)	Andrea Sullivan (Hampton)	<b>Tennessee (7)</b> Jada Dotson (White House)
	Morgan Felts (Conway)	Jessica Kaiser (Ramstein)	Sarah Hill (South Fulton)
	Hannah Gammill (Beebe)	Stephanie Canfield (St. Joseph)	Valanna Lyons (Murfreesboro)
	Lauren Graves (White Hall)	Sydney Benz (Carol Stream)	Cortney Mitchell (Mt. Juliet)
	Meagan Harney (Prairie Grove)	Caroline Hedgcock (Downers Grove)	Jocelyne Moncrief (Goodlettsville)
	Kirsten Henry (Little Rock)	Loren Krzysko (Barrington)	Rachel Talley (Hermitage)
	Maggie Hicks (East End)	Grace Moll (Shelbyville)	Katie Warrick (Chapel Hill)
	Kaitlyn Howard (East End)	Chloe Oprzedek (Lockport)	<b>Texas (41)</b> Ileana Aleman (Pharr)
	Amie Hubbard (Bryant)	Katie Harrison (Noblesville)	Lauren Archuleta (Rockwall)
	Keely (Edwards) Huffine (Harrisburg)	Callie Shaw (Coralville)	Alyssa Bass (Magnolia)
	Cally Kildow (Gravette)	Brea Van de Pol (Ankeny)	Danielle Brochu (Lucas)
	Cassy Long (Farmington)	Jessica Bachkora (Overland Park)	Victoria Brown (LaPorte)
	Ashley Martindale (Benton)	Kelsey Berlin (Wichita)	Samantha Buckner (Mesquite)
	Layne McGuirt (Wynne)	Kylie Brockman (Kansas City)	Haydi Bugarin (San Antonio)
	Kyndra Meeker (Gravette)	Hillary Freeman (Olathe)	Elizabeth Burdette (Houston)
	Sydney Parr (North Little Rock)	Abby Gordon (Garden Plain)	Macy Burr (Plano)
	Chelsi Possage (Greenwood)	Kate James (Maize)	Amanda Caldwell (Victoria)
	Christy Ralph (Springdale)	Kim Jones (Lenexa)	Tori Cooper (Nederland)
	Heather Rankin (Sherwood)	Raigan Kramer (Topeka)	Zenobia Davison (Houston)
	Jess Reed (Fayetteville)	Rachel LeMaster (Derby)	Courtney Day (Pearland)
	TyMBER Riley (Bentonville)	Kylie Smith (Manhattan)	Nicole Deeter (Spring)
	Katy Skaife (Hot Springs)	Allison Stewart (Olathe)	Taylor Ellsworth (Georgetown)
	Oakley Sisemore (Farmington)	Rylee Cloud (Mittie)	Jayne Gee (The Woodlands)
	Ally Sockey (Greenwood)	Nyjah Fontenot (Lake Charles)	Brittany Griffiths (Plano)
	Amanda Summerford (Fayetteville)	Stephanie Hunter (Broussard)	Carley Haizlip (Midlothian)
	Amy Tyree (Fayetteville)	Ramsey Walker (Shreveport)	Mallory Hardwick (Keller)
<b>Arizona (2)</b>	Kris Hightower (Tucson)	Michele Bisaccia (Oxford)	Cam Harrison (Brookshire)
	Spencer Prigge (Phoenix)	Kelly Young (Madison)	Jessica Harrison (Magnolia)
<b>Australia (1)</b>	Danica Howlett (Illawong)	Nicole Duncan (Centralia)	Lauren Hendrix (Kingwood)
<b>California (32)</b>	Ruth Atkins (Santa Rosa)	Kallie Foglesong (Raymore)	Dayna Huckabee (Texarkana)
	Augrista Belford (Oceanside)	Amanda Geile (Ballwin)	Reagan Johnson (Karnes City)
	Betina Beringhele (Culver City)	Marley Harmon (Kimberling City)	Hailey MacKay (Leander)
	Jenna Bloom (Huntington Beach)	Lauren Howell (Jefferson City)	Ella McDowell (Richmond)
	Courtney Breault (Roseville)	Emily Jones (Joplin)	Haley Meinen (Houston)
	Kim Bryant (Temecula)	Kelli Nims (Lamar)	Amber Meza (Red Oaks)
	Larissa Cesena (Riverside)	Crystal Robinson (Nixa)	Lauren Montgomery (Cypress)
	Jennifer Cirigliano (Moreno Valley)	Lindsey Wells (Carl Junction)	Clarisa Navarro (La Joya)
	Karlie Davison (Torrance)	Julie Young (Peculiar)	Lisa Nieman (Richardson)
	Ashley Diaz (South El Monte)	Kacie Hoffmann (Elkhorn)	Kelly Ninemire (Prosper)
	Kiki Estrada (Chino Hills)	Hannah Camenzind (Valley)	Olivia Ramirez (Dallas)
	Lisa Flores (Oceanside)	Lauren Camenzind (Valley)	Ashtyn Reichardt (Katy)
	Marlene Friedman (Huntington Beach)	Chelsea Cohen (Sparks)	Lindsay Perry (Alvin)
	Danielle Gibson (Murrieta)	Maddie Reese (Pittsford)	Kathy Quillin (Lufkin)
	Kayla Green (Temecula)	Atalyia Rijo (Horseheads)	Sarah Topham (Fort Worth)
	Dana Gulick (Lake Forest)	Brandy Baze (Stillwater)	Devon Wallace (Double Oak)
	Ryan Jackson (Chino Hills)	Jennifer Bottoms (Sand Springs)	Savannah Warren (Katy)
	Melissa Johnson (South Lake Tahoe)	Stephanie Brewer (Broken Arrow)	Kailey Wyckoff (Katy)
	Tammy Kincaid (Villa Park)	Sierra Bronkey (Edmond)	Madison Yannetti (Mesquite)
	Aly Manzo (Roseville)	Becca Carden (Miami)	Linnea Ketcher (West Jordan)
	Hannah McEwen (San Diego)	Whitney Cloer (Edmond)	<b>Utah (1)</b> Blaire (Woodward) Perry (Vancouver)
	Jayden Ramos (Fresno)	Chenise Delce (Oklahoma City)	<b>Washington (5)</b> Parker Pocklington (Centralia)
	Aly Sartini (Galt)	Leslie Dixon (Edmond)	Jennifer Rambo (Spokane)
	Nicole Schroeder (Yorba Linda)	Miranda Dixon (Edmond)	Erin Stokey (Vancouver)
	Autumn Storms (Temecula)	Carrie Egnor (Broken Arrow)	Kelsie Vallies (Spokane)
	Candice Swan (Bakersfield)	Brandy Foust (Choctaw)	<b>Wisconsin (1)</b> Brett Erickson (Appleton)
	Gretchen Thompson (Brea)	Katy Henry (Poteau)	
	Sam Torres (Temecula)	Teighynne Hulsey (Edmond)	
	Paloma Usquiano (Downey)	Lauren Iverson (Grove)	
	Valerie Ventura (Oxnard)	Sami James (Dewey)	
	Andy Wharton (El Cajon)	Lindsay Jarvis (Grove)	