

# Ole Miss

## 2024-25 WOMEN'S BASKETBALL GAME NOTES 20 NCAA TOURNAMENTS • 11 SWEET SIXTEENS • FIVE ELITE EIGHTS

GAME 24 | THURSDAY, FEB. 13 | AT ARKANSAS | 6:30 PM CT | BUD WALTON ARENA | FAYETTEVILLE, ARK.

[OleMissSports.com](#) | [OleMissGameday.com](#) | [@OleMissWBB](#) | [OleMissWBB](#) | [OleMissWBB](#)

### 2024-25 SCHEDULE

DATE	OPPONENT	TV	TIME(CT)/RESULT
<b>November</b>			
Nov. 4	vs. #3 USC!	ESPN	L, 66-68
Nov. 10	ARKANSAS-PINE BLUFF	SECN+	W, 85-24
Nov. 14	at Delaware State	ESPN+	W, 80-42
Nov. 18	JACKSON STATE	SECN+	W, 76-44
Nov. 25	vs. Boston College@	FloCollege	W, 92-55
Nov. 27	vs. #2 UConn@	FloCollege	L, 60-73
Nov. 30	ALABAMA STATE	SECN+	W, 89-24
<b>December</b>			
Dec. 5	at NC State#	ESPN2	L, 61-68
Dec. 8	TENNESSEE STATE	SECN	W, 85-38
Dec. 15	SOUTH ALABAMA	SECN+	W, 94-39
Dec. 21	MISSISSIPPI VALLEY ST.	SECN+	W, 78-44
Dec. 30	ALCORN STATE	SECN+	W, 93-41
<b>January</b>			
Jan. 2	at Auburn*	SECN+	W, 85-58
Jan. 5	at Texas A&M*	SECN+	L, 58-60
Jan. 9	VANDERBILT*	SECN+	W, 87-59
Jan. 12	#18 ALABAMA*	SECN+	L, 78-84
Jan. 16	FLORIDA*	SECN	W, 94-69
Jan. 19	at Mississippi State*	SECN	W, 71-63
Jan. 26	#7 TEXAS*	ESPN	L, 58-61
Jan. 30	at Georgia*	SECN+	W, 63-58
<b>February</b>			
Feb. 2	at #23 Vanderbilt*	SECN+	W, 76-61
Feb. 6	#15 OKLAHOMA*	SECN+	L, 56-66
Feb. 10	#8 KENTUCKY*	ESPN2	W, 66-57
Feb. 13	at Arkansas*	SECN+	6:30 p.m.
Feb. 16	at Tennessee*	SECN	11:00 a.m.
Feb. 23	MISSOURI*	SECN	2:00 p.m.
Feb. 27	SOUTH CAROLINA*	ESPN/SECN	8:00 p.m.
<b>March</b>			
Mar. 3	at LSU*	SECN	3:00 p.m.
Mar. 5-9	SEC TOURNAMENT\$		

#### ALL TIMES CENTRAL

\* SEC contest

! - 2024 Aflac OUI-Play (Paris, France)

@ - 2024 Continental Tire Baha Mar Championship

# - SEC/ACC Challenge

\$ - 2025 SEC Tournament



### RV/RV OLE MISS REBELS

16-7, 7-4 SEC

Head Coach: Yolett McPhee-McCuin

Career: 213-154 (12th Year)

at Ole Miss: 119-91 (7th Year)



### ARKANSAS RAZORBACKS

9-17, 2-9 SEC

Head Coach: Mike Neighbors

Career: 245-150 (12th Year)

at Arkansas: 147-109 (8th Year)

### ON THE AIR

#### SEC NETWORK+

Play-by-Play: Brett Dolan

Color: Matt Zimmerman



#### OLE MISS LEARFIELD NETWORK

Radio: 105.1 FM

Online: OleMissSports.com

Mobile: TuneIn

Play-by-Play: Graham Doty



#### LIVE STATS

StatBroadcast

OleMissStats.com



### STARTING FIVE

- Coming off a salient top-10 win over No. 8 Kentucky, Ole Miss will visit Fayetteville on Thursday in search of its fifth consecutive win against Arkansas and its eighth conference win of the season.
- According to the NCAA, the Rebels hold the seventh toughest strength of schedule among all DI programs. Additionally, Ole Miss came in at No. 13 in the most recent NET Rankings, backed by four Quad One victories.
- Ole Miss is well known for having one of the best scoring defenses in the country, holding opponents to an average of 54.6 points per game, which ranks 14th in the nation and first in the SEC.
- Ole Miss reentered the win column on Monday, earning a statement 66-57 win over No. 8/11 Kentucky to secure the Rebels' second ranked win in the past three games and 31st top-10 victory in program history.
- Competing in her 145th career game against Kentucky, Madison Scott has surpassed Ole Miss legend, Peggie Gillom-Granderson, for most career games played in a Rebel jersey.

### PROJECTED STARTERS



#### 0 SIRA THIENOU

Guard • 6-1 • Freshman  
Bamako, Mali • Shining Stars Academy (Va.)

PTS	REB	AST	STL	FG%	FT%
11.9	4.7	2.3	2.9	.512	.696



#### 2 TAMEIYA SADLER

Guard • 5-7 • Graduate  
Vallejo, Calif. • St. Patrick-St. Vincent • Colorado

PTS	REB	AST	STL	FG%	FT%
5.9	1.8	3.0	1.6	.331	.882



#### 3 KENNEDY TODD-WILLIAMS

Guard • 6-0 • Senior  
Jacksonville, N.C. • Jacksonville • North Carolina

PTS	REB	AST	STL	FG%	FT%
11.4	5.3	3.3	1.6	.359	.820



#### 7 STARR JACOBS

Forward • 6-0 • Graduate  
Dallas, Texas • Duncanville • Arkansas-Pine Bluff

PTS	REB	AST	STL	FG%	FT%
11.6	6.9	1.1	1.9	.582	.675



#### 24 MADISON SCOTT

Guard/Forward • 6-2 • Graduate  
Indian Head, Md. • Bishop McNamara

PTS	REB	AST	STL	FG%	FT%
12.8	5.0	3.7	1.0	.480	.694

### QUICK FACTS

Name ..... Ole Miss (The University of Mississippi)  
 Nickname ..... Rebels  
 Location ..... Oxford, Mississippi  
 Founded ..... November 6, 1848  
 Enrollment ..... 22,951 (Fall 2023)  
 School Colors ..... Cardinal Red and Navy Blue  
 Chancellor ..... Dr. Glenn Boyce  
 Faculty Representative ..... Dr. Ron Rychlak  
 Athletics Director ..... Keith Carter  
 Conference ..... Southeastern (SEC)  
 Stadium ..... The Pavilion at Ole Miss  
 Capacity ..... 9,500  
 Head Coach ..... Yolett McPhee-McCuin  
 Record at Ole Miss ..... 119-91 (7th Season)  
 Career Record ..... 213-154 (12th season)  
 2023-24 Record ..... 24-9  
 SEC Record/Finish ..... 12-6/3rd  
 Postseason ..... NCAA Second Round  
 Letterwinners Returning/Lost ..... 8/7  
 Starters Returning/Lost ..... 3/2  
 All-Time Record ..... 943-617 (.604) - 50th Season

### MEDIA SERVICES

#### OLE MISS ATHLETIC COMMUNICATIONS

Women's Basketball Contact:  
 Communications Assistant - Emma Trainor  
 Email: egtraino@go.olemiss.edu  
 Cell: 479-387-4910

#### CREDENTIALS

Please contact the Athletics Communications office for game credentials. Requests for credentials should be emailed to egtraino@olemiss.edu, and will be limited to working members of the media. Credentials will be held at Will Call located at the media entrance on the Hill Drive side of The Pavilion at Ole Miss. Seating priority will be given to the media that cover Ole Miss basketball on a regular basis. Credentials are non-transferable and unauthorized use is strictly prohibited.

#### INTERVIEW POLICY

All interview requests - coaches and players - MUST be coordinated through the Athletics Communications office. During the week, head coach Yolett McPhee-McCuin and Rebel players will be available for interview before or after practice unless arranged otherwise. There will be no gameday player interviews until after the game.

#### POSTGAME INTERVIEWS

Coach McPhee-McCuin will address the media approximately 10 minutes after the game in the media room. Selected players will be brought into the interview room with the head coach. Visiting coach and player interviews will be coordinated through the visiting team's media relations contact.

#### MEDIA TIMEOUTS

Media timeouts (2:45 in length) will be taken in the following manner:

- One per quarter (First called timeout prior to the 5 min mark or the first deadball at or below the 5 min mark)
- Quarter breaks may be used as media timeout
- First called timeout in the second half becomes a media timeout.
- If it is a free throw situation, the shots will be taken following the timeout per NCAA regulations

### NUMERICAL ROSTER

#	NAME	POS.	HT.	YR.-EXP.	HOMETOWN / PREVIOUS SCHOOL
0	Sira Thienou	G	6-0	Fr. / HS	Bamako, Mali / Shining Stars Academy (Va.)
1	KK Deans	G	5-8	Gr. / 1L	Greensboro, N.C. / Florida
2	Tameiya Sadler	G	5-7	Gr. / TR	Vallejo, Calif. / Colorado
3	Kennedy Todd-Williams	G	6-0	Sr. / 1L	Jacksonville, N.C. / North Carolina
7	Starr Jacobs	F	6-0	Gr. / TR	Dallas, Texas / Arkansas-Pine Bluff
9	Jite Gbemutor	F	6-2	Fr. / HS	Delta State, Nigeria / Cinkarna Celje
10	J'Adore Young	C	6-4	So. / 1L	Mauldin, S.C. / Greenville
11	Fatumata Djaló	G	5-10	Fr. / HS	Aviero, Portugal / Dr. Jaime Magalhães Lima
12	Christeen Iwuala	F	6-2	Jr. / TR	San Antonio, Texas / UCLA
13	Mariyah Noel	G	5-11	So. / 1L	Kansas City, Kansas / Bonner Springs
14	Heloisa Carrera	F	6-2	Fr. / HS	São Paulo, Brazil / IMG Academy
20	Ayanna Thompson	G	6-1	Jr. / 2L	Desoto, Texas / Desoto
24	Madison Scott	G/F	6-2	Gr. / 4L	Indian Head, Md. / Bishop McNamara
33	Kharyssa Richardson	F	6-2	Jr. / 1L	Douglasville, Ga. / Auburn
35	Rhema Collins	F	6-2	So. / 1L	Nassau, Bahamas / The Webb School (Tenn.)

### ALPHABETICAL ROSTER

#	NAME	POS.	HT.	YR.-EXP.	HOMETOWN / PREVIOUS SCHOOL
14	Heloisa Carrera	F	6-2	Fr. / HS	São Paulo, Brazil / IMG Academy
35	Rhema Collins	F	6-2	So. / 1L	Nassau, Bahamas / The Webb School (Tenn.)
1	KK Deans	G	5-8	Gr. / 1L	Greensboro, N.C. / Florida
11	Fatumata Djaló	G	5-10	Fr. / HS	Aviero, Portugal / Dr. Jaime Magalhães Lima
9	Jite Gbemutor	F	6-2	Fr. / HS	Delta State, Nigeria / Cinkarna Celje
12	Christeen Iwuala	F	6-2	Jr. / TR	San Antonio, Texas / UCLA
7	Starr Jacobs	F	6-0	Gr. / TR	Dallas, Texas / Arkansas-Pine Bluff
13	Mariyah Noel	G	5-11	So. / 1L	Kansas City, Kansas / Bonner Springs
33	Kharyssa Richardson	F	6-2	Jr. / 1L	Douglasville, Ga. / Auburn
2	Tameiya Sadler	G	5-7	Gr. / TR	Vallejo, Calif. / Colorado
24	Madison Scott	G/F	6-2	Gr. / 4L	Indian Head, Md. / Bishop McNamara
0	Sira Thienou	G	6-0	Fr. / HS	Bamako, Mali / Shining Stars Academy (Va.)
20	Ayanna Thompson	G	6-1	Jr. / 2L	Desoto, Texas / Desoto
3	Kennedy Todd-Williams	G	6-0	Sr. / 1L	Jacksonville, N.C. / North Carolina
10	J'Adore Young	C	6-4	So. / 1L	Mauldin, S.C. / Greenville

#### HEAD COACH

Yolett McPhee-McCuin - Seventh Year (Rhode Island, 2004)

#### ASSISTANT COACHES

Empress Davenport - First Year (Texas, 2016)  
 Kayla Gordon - Recruiting Coordinator - First Year (Jacksonville, 2018)  
 Quentin Hillsman - First Year (St. Mary's (Md.), 1990)  
 Joy Smith - First Year (Duke, 2010)  
 Jacob Whitehead - Video Coordinator - First Year (SIU Edwardsville, 2020)

#### GRADUATE ASSISTANT MANAGERS

Tyler Buckner - Graduate Manager (Tennessee State, 2023)  
 Cymone Goodrich - Graduate Manager (Kansas State, 2022)  
 Riane Griffin - Graduate Manager (Tennessee, 2023)

#### PRONUNCIATION GUIDE

**HELOISA CARRERA** ee-lo-isa CAH-hair-ah  
**RHEMA** Collins re-MUH  
**FATU DJALÓ** fah-TOO JAH-low  
**JITE GBEMUTOR** jee-TAY bem-MOORE-tore  
**CHRISTEEN IWUALA** ee-WALL-uh  
**MARIYAH** Noel MUH-rye-AH  
**YOLETT MCPHEE-MCCUIN** yo-LETT mack-FEE mick-CUE-in  
**TAMEIYA** Sadler TA-mee-ah  
**SIRA THIENOU** see-RAH chee-noo  
**AYANNA** Thompson EYE-Yanna

#### SUPPORT STAFF

Patrick Henry - Associate AD for Women's Basketball (Ohio, 1998)  
 Michonné Gamble-Rivers - Assistant AD for Player Engagement (Rhode Island, 2008)  
 Chelsea Wolf - Assistant AD for Basketball Operations (Ramapo Coll., 2009)  
 Zachary Hopp - Coordinator of Scouting & Analytics (Kansas, 2021)  
 Myah Taylor - Coordinator of Basketball Operations (Mississippi State, 2021)  
 Monté Harris - Manager of Creative Content (Appalachian State, 2022)  
 Tim Boeni - Head Strength & Conditioning Coach (Temple, 2010)  
 Meredith Pendergast - Associate Director of Health and Sports Performance (Troy, 2012)

#### BY LOCATION

Bahamas (1) R. Collins  
 Brazil (1) Carrera  
 California (1) Sadler  
 Georgia (1) Richardson  
 Kansas (1) Noel  
 Mali (1) Thienou  
 Maryland (1) Scott  
 Nigeria (1) Gbemutor  
 Portugal (1) Djaló  
 North Carolina (2) Deans, Todd-Williams  
 South Carolina (1) Young  
 Texas (3) Iwuala, Jacobs, Thompson

#### BY CLASS

Graduates (4) Deans, Jacobs, Sadler, Scott  
 Seniors (1) Todd-Williams  
 Juniors (3) Iwuala, Richardson, Thompson  
 Sophomores (3) Collins, Noel, Young  
 Freshmen (4) Carrera, Djaló, Gbemutor, Thienou

#### BY HEIGHT

6-4 Young  
 6-2 Carrera, Collins, Gbemutor, Iwuala, Richardson, Scott  
 6-1 Thompson  
 6-0 Jacobs, Thienou, Todd-Williams  
 5-11 Noel  
 5-10 Djaló  
 5-8 Deans  
 5-7 Sadler

## BROADCAST NOTES

0		<b>SIRA THIENOU</b> 6-0   Fr.   Bamako, Mali   Shining Stars Academy (Va.)	<b>PTS</b>	<b>REB</b>	<b>AST</b>	<b>S</b>	<b>FG%</b>	<b>FT%</b>	<b>LAST GAME:</b> Seven points, career-high nine rebounds, four steals, three assists and a block <b>NOTES:</b> SEC Freshman of the Week (Nov. 26, Dec. 17) ... Standout at Shining Stars Sports Academy in Petersburg, Va. ... Appeared in the 2023 FIBA U19 Women's Basketball World Cup, leading Mali to a fifth place finish ... Attended the NBA Academy Women's Program ... Rated as a four-star recruit by Prospects Nation.
1		<b>KK DEANS</b> 5-8   Gr.   Greensboro, N.C.   Florida	<b>PTS</b>	<b>REB</b>	<b>AST</b>	<b>S</b>	<b>FG%</b>	<b>FT%</b>	<b>LAST GAME:</b> Nine points, two rebounds, two steals, one assist <b>NOTES:</b> John R. Wooden Award Preseason Top 50 Watch List ... Started in six games for the Rebels prior to suffering a season ending knee injury ... Recorded double-figures in scoring in three games ... Graduate transfer from Florida ... Led the Gators in points (14.1 PPG) ... Spent three seasons at West Virginia.
2		<b>TAMEIYA SADLER</b> 5-7   Gr.   Vallejo, Calif.   Colorado	<b>PTS</b>	<b>REB</b>	<b>AST</b>	<b>S</b>	<b>FG%</b>	<b>FT%</b>	<b>LAST GAME:</b> Three assists, two rebounds <b>NOTES:</b> Spent three seasons at Colorado, appearing in 94 games and making 26 starts ... Averaged 5.2 points per game for the Buffaloes ... Dished out an average of 1.5 dimes per game for CU ... Began her collegiate career at Washington, playing her freshman season for the Huskies ... Ranked second on the team with 10.4 points per game.
3		<b>KENNEDY TODD-WILLIAMS</b> 6-0   Sr.   Jacksonville, N.C.   North Carolina	<b>PTS</b>	<b>REB</b>	<b>AST</b>	<b>S</b>	<b>FG%</b>	<b>FT%</b>	<b>LAST GAME:</b> Eight points, led team in rebounds (9) and assists (4), one steal <b>NOTES:</b> Appeared in all 33 games, starting in 25 ... Averaged 10.6 ppg, 4.9 rpg and 1.3 spg ... Dished out a personal season-best 77 assists ... Totaled double-digits in scoring in 21 games ... Transferred to Ole Miss following three seasons at North Carolina ... Second Team All-ACC in 2022-23 ... Carried UNC from deep with 52 made three's.
7		<b>STARR JACOBS</b> 6-0   Gr.   Dallas, Texas   Arkansas-Pine Bluff	<b>PTS</b>	<b>REB</b>	<b>AST</b>	<b>S</b>	<b>FG%</b>	<b>FT%</b>	<b>LAST GAME:</b> Eight points, team-leading nine rebounds, two steals <b>NOTES:</b> Sat out the 2023-24 season at UAPB ... Spent two seasons with the Lady Mavs, playing in 59 games and starting in all but one ... Became the first player in school history to surpass 1,000 career points in two seasons ... Named the WAC Player of the Year as a redshirt senior, also earned WAC All-Defensive team and First Team All-WAC accolades.
9		<b>JITE GBEMUTOR</b> 6-2   Fr.   Delta State, Nigeria   Cinkarna Celje	<b>PTS</b>	<b>REB</b>	<b>AST</b>	<b>S</b>	<b>FG%</b>	<b>FT%</b>	<b>LAST GAME:</b> -- <b>NOTES:</b> Played for the Slovenian national team at the 2022 FIBA U18 European Championships in Bulgaria where her country went on to claim the title ... Appeared in the 2023 FIBA U18 European Championships in Romania ... Spent time in the Women's Adriatic League playing for Cinkarna Celje ... Named as the WABA Youth Player of the Year in 2022.
10		<b>J'ADORE YOUNG</b> 6-4   So.   Greenville, S.C.   Mauldin	<b>PTS</b>	<b>REB</b>	<b>AST</b>	<b>S</b>	<b>FG%</b>	<b>FT%</b>	<b>LAST GAME:</b> -- <b>NOTES:</b> Redshirting this season ... Sat out the majority of non-conference due to injury, appeared off the bench in seven games for the Rebels ... Rejected a career-best two shots at Kentucky ... Scored a career-high five points against Georgia ... Snagged a season-best four rebounds twice.
11		<b>FATUMATA DJALÓ</b> 5-10   Fr.   Aviero, Portugal   Dr. Jaime Magalhães Lima	<b>PTS</b>	<b>REB</b>	<b>AST</b>	<b>S</b>	<b>FG%</b>	<b>FT%</b>	<b>LAST GAME:</b> -- <b>NOTES:</b> Spent time with Portugal on the national circuit ... At the 2023 U18 Women's European Championships, averaged 11.4 points per game over seven contests ... At the U20 Women's Eurobasket Championships in 2024 in Lithuania, led Portugal with a team best 10.0 points per game.
12		<b>CHRISTEEN IWUALA</b> 6-2   Jr.   San Antonio, Texas   UCLA	<b>PTS</b>	<b>REB</b>	<b>AST</b>	<b>S</b>	<b>FG%</b>	<b>FT%</b>	<b>LAST GAME:</b> Eight points in first start as a Rebel, five rebounds <b>NOTES:</b> Appeared in 68 games over two seasons at UCLA, making two starts ... Averaged 3.3 points, 3.2 rebounds, and shot 47.5% from the field for the Bruins ... Matched a career-best 10 points in three games as a sophomore ... Totaled a 120 rebounds in her first collegiate season.
13		<b>MARIYAH NOEL</b> 5-11   So.   Kansas City, Kan.   Bonner Springs	<b>PTS</b>	<b>REB</b>	<b>AST</b>	<b>S</b>	<b>FG%</b>	<b>FT%</b>	<b>LAST GAME:</b> Two points, two rebounds, one assist <b>NOTES:</b> Appeared in 20 games for Ole Miss off the bench ... Tallied a career-high seven points against Alcorn State, going 3-of-5 from the field ... Grabbed a career-best five rebounds against the Lady Braves ... Notched career-highs in blocks and steals against Mississippi Valley State with two each ... Averaged 7.7 minutes per game.
14		<b>HELOISA CARRERA</b> 6-2   Fr.   São Paulo, Brazil   IMG Academy	<b>PTS</b>	<b>REB</b>	<b>AST</b>	<b>S</b>	<b>FG%</b>	<b>FT%</b>	<b>LAST GAME:</b> -- <b>NOTES:</b> Prepped at IMG Academy out of Bradenton, Fla ... Represented Brazil at the 2023 FIBA Women's Basketball U19 World Cup in Spain ... Averaged 4.3 rebounds per game at the tournament over seven appearances.
20		<b>AYANNA THOMPSON</b> 6-1   Jr.   Desoto, Texas   Desoto	<b>PTS</b>	<b>REB</b>	<b>AST</b>	<b>S</b>	<b>FG%</b>	<b>FT%</b>	<b>LAST GAME:</b> -- <b>NOTES:</b> Appeared in 29 games, making one start in 2023-24 ... Snagged a career-high three steals in the opening round of the NCAA Tournament against Marquette ... Averaged 8.7 minutes per game ... Came off the bench in 30 games as a freshman ... Snagged a career-high eight rebounds against Alabama A&M.
24		<b>MADISON SCOTT</b> 6-2   Gr.   Indian Head, Ind.   Bishop McNamara	<b>PTS</b>	<b>REB</b>	<b>AST</b>	<b>S</b>	<b>FG%</b>	<b>FT%</b>	<b>LAST GAME:</b> Team-leading 22 points, six rebounds, two assists and two blocks <b>NOTES:</b> Preseason First Team All-SEC (Coaches) ... Preseason Second Team All-SEC (Media) ... Cheryl Miller Award Top-20 Watchlist ... John R. Wooden Award Preseason Top 50 Watch List ... Jersey Mike's Naismith Trophy Women's College Player of the Year Watch List ... 2023-24 First Team All-SEC, SEC All Defensive Team.
33		<b>KHARYSSA RICHARDSON</b> 6-2   Jr.   Douglasville, Ga.   Auburn	<b>PTS</b>	<b>REB</b>	<b>AST</b>	<b>S</b>	<b>FG%</b>	<b>FT%</b>	<b>LAST GAME:</b> Played two minutes off the bench <b>NOTES:</b> Played in all 33 games, making six starts ... Averaged 5.8 ppg and 3.1 rpg while shooting 44.0% from the field ... Career-high 21 points against Tennessee ... Five games in double-digit scoring ... Spent one season at Auburn prior to transferring to Ole Miss ... Played in 28 games for the Tigers, starting in all but one.
35		<b>RHEMA COLLINS</b> 6-2   So.   Nassau, Bahamas   The Webb School (Tenn.)	<b>PTS</b>	<b>REB</b>	<b>AST</b>	<b>S</b>	<b>FG%</b>	<b>FT%</b>	<b>LAST GAME:</b> Two points, two rebounds <b>NOTES:</b> Second Bahamian to play under McPhee-McCuin at Ole Miss ... Missed the first seven games of the season due to injury ... Appeared in 11 games off the bench for the Rebels ... Snagged a career-high four rebounds against Alcorn State and at Kentuck ... Averaged 5.0 minutes per game.

yolett  
**MCPHEE-MCCUIN**  
Head Coach • 7th Season  
X @YolettMcCuin @yoweezy15



THE MCPHEE-MCCUIN FILE	
HOMETOWN	FREEPORT, BAHAMAS
ALMA MATER	RHODE ISLAND (2004)
CAREER RECORD	213-154 (.580)

YEAR-BY-YEAR RECORD				
Year	School	W-L	Conf.	Postseason
2024-25	Ole Miss	16-7	7-4	--
2023-24	Ole Miss	24-9	12-4	NCAA Second Round
2022-23	Ole Miss	25-9	11-5	NCAA Sweet 16
2021-22	Ole Miss	23-9	10-6	NCAA First Round
2020-21	Ole Miss	15-12	4-10	WNIT Runners-Up
2019-20	Ole Miss	7-23	0-16	--
2018-19	Ole Miss	9-22	3-13	--
2017-18	Jacksonville	24-9	12-2	WNIT
2016-17	Jacksonville	23-9	11-3	WNIT
2015-16	Jacksonville	22-11	11-3	NCAA First Round
2014-15	Jacksonville	12-17	6-8	--
2013-14	Jacksonville	13-17	10-8	--
<b>TOTAL</b>	<b>12 Seasons</b>	<b>213-154</b>	<b>95-83</b>	

COACHING CAREER		
Year	School	Position
2019-Pres.	Ole Miss	Head Coach
2014-18	Jacksonville	Head Coach
2011-13	Clemson	Asst. Coach/Recruiting Coord.
2009-10	Pittsburgh	Assistant Coach
2008	Portland	Asst. Coach/Recruiting Coord.
2006-07	Ark.-Pine Bluff	Asst. Coach/Recruiting Coord.
2005	Frank Phillips College (Texas)	Assistant Coach

Head coach Yolett McPhee-McCuin has elevated Ole Miss women's basketball back into the national spotlight throughout her six seasons in Oxford. McPhee-McCuin keeps building upon success each season at the helm of the Rebels, leading Ole Miss to a program record 12 SEC wins in 2023-24 as well as the school's third straight NCAA Tournament appearance for its 20th overall.

Along with guiding the Rebels to a program best in conference wins, McPhee-McCuin picked up her 100th win at the helm of Ole Miss during the 2023-24 season to become the second coach in program history to achieve the feat.

Bringing the Rebels back to her home country of the Bahamas, McPhee-McCuin and the Rebels clinched their second tournament victory as the Rebels went on to win three games in three days to claim the 2023 Battle4Atlantis Championship. Two Rebels earned a spot on the all-tournament team in Marquesha Davis and Madison Scott, with Scott taking home Most Valuable Player Honors.

The duo of Davis and Scott continued to excel throughout the conference season, with the pair becoming the first Rebels to both earn First Team All-SEC accolades in the same season since 1989.

McPhee-McCuin's signature defense also led the Rebels to break multiple program records, including Ole Miss shattering a single-season best of 190 blocks. Holding 11 opponents to under 50 points also set a school record in a single season.

In the First Round of the 2024 NCAA Tournament, McPhee-McCuin picked up her third tournament victory as a head coach as the Rebels marched past Marquette.

The 2022-23 campaign generated plenty of noise in leading the Rebels to its 19th NCAA Tournament appearance and shook up the country in advancing to its 11th Sweet 16 in program history.

Cultivating a roster through the use of the transfer portal and with Rebel returners, McPhee-McCuin guided a team with seven newcomers to its second-straight NCAA Tournament appearance for the first time since the 2004 & 2005 seasons. Reaching 20-wins also hit another milestone for Ole Miss, reaching the 20-win mark in back-to-back seasons for the only time since 1993-94 & 1994-95.

After reaching an 11-2 mark through its non-conference slate, Ole Miss hit the ground running at the start of SEC play by rattling off five consecutive victories to begin 5-0. One of these first five wins included the Rebels' first win over Mississippi State in Starkville since 2004. The Rebels kept their momentum rolling against the Bulldogs in Oxford, completing the first regular season sweep over MSU since 2004.

This Rebel squad came together in multiple ways when facing adversity, including engineering the best comeback in

program history after facing a 19-point deficit at halftime at Arkansas. Defensively, Ole Miss clamped down on the Razorbacks to erase the Arkansas lead and force overtime. From then on, it was all Ole Miss to complete the comeback and take down Arkansas, 76-73. Not only was it the largest comeback in program history, but the third biggest between two SEC teams and ranks ninth in the NCAA record book.

The wins continued to come, with Ole Miss earning 11 SEC victories to tie a program record and seal its second-straight fourth place finish. The 11 victories were the most for the Rebels since the conference went to the 16-game SEC schedule. Following an appearance in the SEC Tournament Semifinals, the Rebels heard their name called on Selection Sunday as an eight seed to reach the program's 19th NCAA Tournament appearance.

A dominant First-Round, 71-48 victory over No. 8 Gonzaga highlighted by its trademark defense kept the Bulldogs at bay with a program-lowest in points allowed in an NCAA Tournament game. Going up against No. 1 Stanford in the Second-Round, Ole Miss took control of the Cardinal in a game in which they never trailed to knock off the top-seeded host team, 54-49 to reach the Rebels' 11th Sweet 16. The Rebels became the first team since 2009 to halt a No. 1 seed from advancing to the third round.

Development has been a key theme for McPhee-McCuin, by molding transfer Angel Baker into a First Team All-SEC point guard and a WBCA Honorable Mention All-American. In her third year with Madison Scott, the 2021 SEC Freshman of the Year, elevated her game to earn Second Team All-SEC and All Defensive Team honors for 2023.

McPhee-McCuin wrapped up her fourth season in Oxford in 2021-22 with revitalized energy surrounding the Ole Miss women's basketball program, leading the Rebels to their 18th NCAA Tournament appearance and their first in 15 seasons with one of the most tenacious defenses in the country.

The 2021-22 campaign was one to be remembered, as McPhee-McCuin raised the bar with the expectation of the NCAA Tournament or bust from the get-go, Ole Miss rose to the occasion, accomplishing just that. Following a season-opening loss, the Rebels responded by rattling off 13 straight wins for the third-longest winning streak in program history on the way to a 23-win season.

Following its second-ranked win of the season at No. 23 Kentucky and fourth-straight in SEC play, the Rebels saw themselves slotted in the AP Poll on Jan. 24 at No. 24 for the program's first ranking in 15 years. Defensively, Ole Miss shattered program records with a season-high 142 blocks and held a record 10 opponents under 50 points, for the most in a single season.

Once SEC play hit, the Rebels did not cool off, picking up 10 conference wins for the second time in Ole Miss history. A 10-6 conference record pushed the Rebels into a fourth-

place SEC finish for its best since 1994. With a double bye secured for the SEC Tournament in Nashville, Ole Miss knocked off No. 23 Florida to advance to its ninth semifinal appearance and first since 1993 before ultimately falling to top-seeded South Carolina. Just a little over a week later, jubilation occurred with Ole Miss seeing its name called on Selection Sunday for the first time since 2007 as a seven seed.

Under her tutelage, Shakira Austin earned First Team All-SEC honors for the second straight season, and garnered national acclaim as one of the best centers throughout Division I hoops. Bringing in transfer guard Angel Baker from Wright State proved to be key, as she went on to be named the SEC's Sixth-Woman of the Year, for the first in Ole Miss history.

McPhee-McCuin made history of her own after the 2021-22 campaign, becoming the first woman in Bahamian history to coach at the men's national level. She served as an assistant with the Bahamas Men's Senior National Team during World Cup qualifiers.

Ole Miss bounced back from an 0-16 SEC season in 2019-20 to a 15-12 (4-10 SEC) campaign in 2020-21 that saw the Rebels come dangerously close to crashing the Big Dance. The Rebels knocked off three top-25 teams in the span of a month -- including a season-sweep of nationally ranked Kentucky and a momentous upset of No. 13 Arkansas in the First Round of the SEC Tournament to mark the first SEC Quarterfinal appearance for Ole Miss since 2010. The Rebels nearly knocked off No. 14 Tennessee in that quarterfinal, which would have marked the first SEC Semifinal appearance since 1993 and likely would have pushed the Rebels into the NCAA Tournament.



The Rebels were on the outside looking in on the Big Dance despite ending the regular season with a NET of 43, five NET top 100 wins, four NET top-50 wins, and a brutal final stretch that included going 4-4 in their last eight games against an average NET of 16.8. But Coach Yo and Ole Miss took that chip on their shoulder into the WNIT with a fury, advancing all the way to the championship game after playing superb team basketball -- the deepest postseason run in program history regardless of tournament. Ole Miss fell to a dominant Rice squad in that title game, but that could do little to dampen the spirits of a program with its sights set on even higher bars in the years to come.

Much of the success for the Rebels in 2020-21 came in the form of Honorable Mention All-American and First-Team All-SEC member Shakira Austin, who immediately asserted herself as one of the most feared players in the SEC and the nation after transferring to Ole Miss from Maryland in the offseason. Austin was the first First-Team selection for Ole Miss since 2014-15 and ended up on the Lisa Leslie Top-10 list, but she wasn't alone. Ole Miss' highly-touted top-ranked recruiting class from 2019 lived up to the hype in their first season, with Madison Scott earning SEC Freshman of the Year honors and Snudda Collins being named alongside her on the SEC All-Freshman team.

The swift turnaround is even more impressive when taking stock of where the Rebels were when she took over. Coach Yo took the reigns of a Rebel program her first year in 2018-19 that had just four returners and willed it to outperform all the preseason polls that had picked Ole Miss unanimously to finish last. The Rebels improved their SEC win total by two games from the year before, winning three conference contests -- one of which was a thrilling 55-49 win at No. 16 Kentucky on Jan. 13, 2019. The win was the first over a ranked team on the road for Ole Miss since 2011 and the first win in general in Lexington since 2007.

McPhee-McCuin also mentored graduate transfer Crystal Allen, who in her lone season donning a Rebel jersey became one of the most electrifying players in the SEC. Allen finished the season third in the conference at 18.3 PPG and was named second-team All-SEC -- the first Rebel to earn All-SEC honors since 2014-15.

She followed that up by signing the SEC's top-ranked recruiting class in 2019-20, which included two five-star signees and the first McDonald's All-American in Ole Miss women's basketball history in Madison Scott.

Coach Yo was named the Rebels' ninth head coach on April 4, 2018, the first black female head coach in Ole Miss women's basketball history.

McPhee-McCuin spent the previous five seasons transforming Jacksonville into a perennial power in the Atlantic Sun Conference. During her tenure as head coach, McPhee-McCuin led the Dolphins to a 94-63 record (50-24 in ASUN play) and postseason appearances in each of her last three seasons.

McPhee-McCuin, who has also served as the national team head coach for her native Bahamas, took over a program at Jacksonville that had only won 20 or more games in a season twice in its entire history and proceeded to march the Dolphins to three-straight 20-win campaigns in her final three years.

In 2015-16, McPhee-McCuin and the Dolphins made history, capturing the program's first ASUN Tournament title and NCAA Tournament berth with an upset in the conference championship game over two-time defending champion Florida Gulf Coast. The victory snapped FGCU's seven-year, 71-game home streak against ASUN opponents and boosted Jacksonville to a 22-11 record.

McPhee-McCuin's team followed that up with two more 20-win seasons and the first two WNIT appearances in JU history in 2016-17 (23-9, 11-3 ASUN) and 2017-18 (24-9, 12-2) with the final season seeing the Dolphins break the school record for single-season wins. In 2016-17, Jacksonville was the lone ASUN program to receive votes in the USA Today Coaches Poll and earned the first WNIT at-large ever given to an ASUN team.

Prior to her time at Jacksonville, McPhee-McCuin was an assistant at Clemson from 2011-13, where she was recognized as one of the top assistants in the nation by National Women's Basketball Insider. While with the Tigers, McPhee-McCuin solidified her reputation as one of the best

recruiters in the country, spearheading the No. 16 class in the nation in her final year at Clemson, which included five McDonald's All-America nominees.

Before her stint at Clemson, McPhee-McCuin was on staff at Pittsburgh for two seasons in 2009 and 2010. She was part of a pair of postseason appearances with the Panthers, who rose to No. 14 in the national rankings and advanced to a Sweet 16.

Her coaching career also includes stops at Portland, Frank Phillips College, and Arkansas-Pine Bluff, where she earned her master's degree in physical education with a perfect 4.0 GPA as a student-athlete.

McPhee-McCuin received her bachelor's in business management and administration from Rhode Island in 2004, playing in 56 games over her junior and senior years at URI and helping the Rams advance to the 2003 A-10 title game. She played her first two seasons at Miami-Dade Community College.

McPhee-McCuin was the first Bahamian woman to sign a Division I letter of intent to play basketball, becoming a trailblazer in the process for other aspiring athletes from her home country. She is the first Bahamian woman to coach at a Division I program and was the first black female head coach at Jacksonville.

McPhee-McCuin is also part of two Halls of Fame across both her playing and coaching career. In 2016, she was inducted into the Bahamian Athletic Hall of Fame alongside Buddy Hield (of the NBA's Sacramento Kings) and Jonquel Jones (of the WNBA's Connecticut Sun). In 2013, she was inducted into the New England Basketball Hall of Fame and was one of 10 recipients of the Pathfinder Award for their distinguished achievement outside of New England.

Born April 30, 1982, the former Yolett McPhee and her husband, Kelly McCuin, have two daughters: Yasmine and Yuri.

### SERIES NOTES

#### OLE MISS VS. ARKANSAS

Ole Miss and Arkansas are slated to compete for the 50th time in its series history. The Rebels hold a 28-21 advantage, and have presently won the past four matchups. Ole Miss is coming off its largest win over Arkansas, having beaten the Razorbacks, 87-43, in Oxford last season.

Madison Scott has recorded three double-doubles against Arkansas, her most recent of which led Ole Miss to its 44-point victory. It's the widest in series history for either team as Scott scored 14 points and added 13 rebounds. The senior nearly earned a triple-double on the day, dishing an individual season-high eight assists. Ole Miss hauled in a season-best 58 rebounds that day, with six players accounting for at least five boards.

The winning streak against the Razorbacks commenced on March 4, 2021, when the Rebels bested their rivals in the first round of the SEC Tournament, 69-60. Arkansas was ranked No. 13 at the time, and it marked Ole Miss' first appearance in the SEC Quarterfinal since 2010.

Likely its most impressive outing occurred on Jan. 29, 2023, when Ole Miss completed a 19-point comeback last time in Fayetteville. Scott had her second double-double mark with 14 points and 12 rebounds as Ole Miss took a 76-73 overtime victory. The deficit was the largest overcome in program history and was the ninth largest in Division I history at the time.

A win on Thursday for a fifth-straight victory would be the second-longest winning streak over Arkansas in series history.

#### SCOUTING THE RAZORBACKS

Seventh-year head coach Mike Neighbors has led

Arkansas to a winning record in his tenure. This season, the Razorbacks are 9-17 and sit 16th in the conference.

Arkansas' best win of the season came in a 21-point routing over Texas A&M on Jan. 30. Senior guard Izzy Higginbottom exploded for 33 points and 10 rebounds, adding seven assists to the mix. Higginbottom leads the team in nearly all scoring categories, and is one of the best scorers in the nation.

She paces the country in points scored with 633, putting up 24.3 per game. Higginbottom is nearly automatic from the free throw line at 90.2%, while almost 200 of her points this season have come from the charity stripe.

With her prolific scoring, she is also top 10 in the conference in assists with 94. Her assists have helped her set up good shots for herself, as she is fourth in the country with 203 made field goals this season. She's reached 30-plus points on five occasions this season.

Vera Ojenuwa and Jenna Lawrence guard the paint. Ojenuwa is ninth in the SEC in rebounds with 178 so far this season, while Lawrence is eighth in blocks with 31.

Higginbottom's scoring partner is Kiki Smith, who is also the team's best 3-point shooter. She is fifth in the SEC in shooting percentage with 40.2% of makes and 47 made overall.

### TEAM NOTES

#### LAST TIME OUT

Ole Miss reentered the win column by making a statement over No. 8/11 Kentucky, defeating the Wildcats, 66-57, at the SJB Pavilion on Monday evening.

The Rebels are now on a six-game winning streak over the Wildcats, dating back to Feb. 4, 2021. With the win today, Ole Miss has won four games in a row when Kentucky is ranked in the top 25, and has won 10 overall under those circumstances.

Kentucky was a perfect 17-0 this season when holding a higher shooting percentage than its opponents, until today. Additionally, Kentucky dropped to 0-3 in games scoring less than 60 points, as 55 is tied for its second-lowest point total of the season.

In her 145th game as a Rebel, the most by any Ole Miss player in program history, Madison Scott

### STATS STACK UP



76.1	◀	POINTS PER GAME	▶	69.1
44.3		FG%	▶	49.9
29.4		3FG%	▶	31.0
71.9		FT%	▶	75.8
38.6	◀	REBOUNDS PER GAME		35.7
17.4	◀	ASSISTS PER GAME		9.7
4.5	◀	BLOCKS PER GAME		3.3
12.0	◀	STEALS PER GAME		5.3
54.6	◀	SCORING DEFENSE		77.0
39.7	◀	FG% DEFENSE		42.2
30.9	◀	3FG% DEFENSE		34.6
+7.9	◀	REBOUND MARGIN		-7.2
1.3	◀	AST-TO RATIO		0.6

### PRESEASON NODS AND SEASON HONORS

#### KK DEANS

- John R. Wooden Award Preseason Top 50 Watch List

#### MADISON SCOTT

- First Team All-SEC (Coaches)
- Second Team All-SEC (Media)
- Jersey Mike's Naismith Trophy Women's College Player of the Year Watch List
- Cheryl Miller Award Preseason Watch List
- John R. Wooden Award Preseason Top 50 Watch List

### RANKED WINS UNDER MCPHEE-MCCUIN (12)

Date	Opp.	Score
01-13-19	at No. 16 Kentucky	W, 55-49
02-04-21	No. 15 KENTUCKY	W, 72-60
02-28-21	at No. 19 Kentucky	W, 73-68
03-04-21	vs. No. 13 Arkansas	W, 69-60
12-21-21	vs. No. 18 South Florida	W, 61-53
01-23-22	at No. 23 Kentucky	W, 63-54
03-04-22	vs. No. 23 Florida	W, 70-60
01-29-23	at No. 24 Arkansas	W, 76-73 (OT)
03-17-23	vs. No. 19 Gonzaga	W, 71-48
03-19-23	vs. No. 5 Stanford	W, 54-49
02-02-25	at No. 23 Vanderbilt	W, 76-61
02-10-25	vs. No. 8 Kentucky	W, 66-57

### FINAL 2023-24 REGULAR SEASON SEC STANDINGS

School	SEC	Pct.	All	Pct.
South Carolina	16-0	1.000	38-0	1.000
LSU	13-3	.813	31-6	0.838
<b>Ole Miss</b>	<b>12-4</b>	<b>0.750</b>	<b>24-9</b>	<b>0.727</b>
Alabama	10-6	0.625	24-10	0.706
Tennessee	10-6	0.625	20-13	0.606
Vanderbilt	9-7	0.563	23-10	0.697
Mississippi State	8-8	0.500	23-12	0.657
Auburn	8-8	0.500	20-12	0.625
Texas A&M	6-10	0.375	19-13	0.594
Arkansas	6-10	0.375	18-15	0.545
Florida	5-11	0.313	16-16	0.500
Kentucky	4-12	0.250	12-20	0.375
Georgia	3-13	0.188	12-18	0.400
Missouri	2-14	0.125	11-19	0.367

GAMES HOLDING OPP. UNDER 50 POINTS

Season	Total Games	Opp. Under 50 Points
2024-25	23	8
2023-24	33	11
2022-23	34	8
2021-22	32	10
2020-21	27	5
2019-20	30	1
2018-19	31	3
2017-18	31	4
2016-17	31	5
2015-16	30	4
2014-15	33	4
2013-14	32	0
2012-13	29	2
2011-12	30	3
2010-11	29	0
2009-10	32	4
2008-09	33	7
2007-08	29	2
2006-07	35	7
2005-06	31	2
2004-05	29	1
2003-04	31	1
2002-03	28	3
2001-02	28	2
2000-01	30	4
1999-00	28	2
1998-99	28	0
1997-98	31	2
1996-97	27	1
1995-96	29	2
1994-95	29	6
1993-94	33	6
1992-93	29	3
1991-92	23	3
1990-91	29	6
1989-90	32	5
1988-89	31	2
1987-88	31	3
1986-87	30	0
1985-86	31	5
1984-85	32	3
1983-84	30	3
1982-83	32	3
1981-82	32	3
1980-81	26	1
1979-80	37	0
1978-79	40	1
1977-78	40	2
1976-77	28	2
1975-76	26	5
1974-75	22	0

shined in her history-making day, scoring a team-leading 22 points while adding six rebounds and two blocks.

IN OUR DEFENSE

It's well known that Ole Miss aims to dictate and disrupt, a goal the Rebel defense has accomplished so far.

In scoring defense, the Rebels sit at No. 14 in the nation and No. 1 in the SEC, holding opponents to just 54.6 points per game. Through 23 games in the 2024-25 season, Ole Miss has forced eight teams to score fewer than 50 points. This marks

the fourth straight year a Rebel team has held at least eight opponents to below 50 points.

WE SCORE TOO!

Offensively, the Rebels are averaging 76.1 points per game, marking the most by an Ole Miss team in the Coach Yolett McPhee-McCuin era.

The Rebels scored 90-plus points four times so far, with its highest-scoring outings against South Alabama and Florida. Ole Miss' 94 points in both games are the most by a Rebel team since Nov. 14, 2021, and is the third-most points scored under McPhee-McCuin. 94 points against the Gators also marks the most against an SEC opponent in the Coach Yo era, and the most by a Rebel team versus a conference foe since scoring 95 points against Arkansas on March 2, 2006.

The nonconference schedule also saw the first time under McPhee-McCuin that Ole Miss has registered at least three games with 90-plus points, and the first time since 2017-18.

The Rebels have now reached the 80-point plateau 10 times this season, officially the first time a team under Coach Yo that has earned that many games over 80. It's the most by a Rebel squad since the 2009-10 season when the team also had 10 games over 80.

FRESHMAN PHENOM

True freshman guard Sira Thienou has wasted little time making her mark as an Ole Miss Rebel as the Bamako, Mali, native has been tabbed SEC Freshman of the Week twice this season, on Nov. 26 and Dec. 17. These recognitions mark the first such honors of her young career and the first awards of its type for an Ole Miss player since Madison Scott earned the same accolade six times as a true

HOME SWEET HOME

Category	Home	Road	Neutral
Scoring	79.9	70.6	72.7
Scoring Defense	50.0	58.6	65.3
Scoring Margin	+29.9	+12.0	+7.3
FG%	46.1	44.3	37.6
3PT%	29.5	29.4	28.8
FT%	73.3	71.4	66.0
Opp. FG%	36.0	44.2	45.2
Opp. 3PT%	29.3	40.0	18.8
Rebounds	41.2	33.3	39.3
Reb. Margin	+11.6	+3.3	+2.7
Assists	20.4	13.9	13.0
Steals	12.2	11.7	11.7
Blocks	5.5	3.0	3.7
Turnovers	13.5	13.6	13.3
Turnovers Forced	22.7	21.1	21.7

REBEL WINS VS. AP TOP-10 (31)

Date	Opp.	OM Rank	Score
02-10-25	#8 Kentucky	NR	66-57
03-19-23	#5 Stanford	NR	54-49
01-21-16	#9 Kentucky	NR	73-65
01-24-10	#8 Georgia	NR	66-65
03-25-07	#9 Oklahoma	NR	90-82
03-20-07	#6 Maryland	NR	89-78
01-11-07	#5 LSU	NR	77-74
02-14-05	#7 Rutgers	NR	67-57
02-04-96	#3 Tennessee	20	78-72
01-24-96	#5 Vanderbilt	23	72-53
03-06-93	#5 Auburn	NR	69-55
03-26-92	#9 Penn State	5	75-72
01-18-92	#2 Tennessee	10	80-78 (OT)
03-17-90	#5 UNLV	NR	66-62
01-20-90	#5 Georgia	NR	68-65
03-04-89	#8 Georgia	12	78-69
12-12-88	#10 Texas	6	88-67
02-04-87	#9 LSU	7	84-67
01-31-87	#3 Tennessee	8	69-65
03-20-86	#7 Auburn	11	56-55 (OT)
02-05-86	#10 Tennessee	8	68-54
02-13-85	#9 Auburn	8	66-65
02-15-84	#6 Tennessee	7	67-65
02-11-84	#9 LSU	8	79-65
01-14-84	#6 LSU	9	78-77
01-12-80	#2 Stephen F. Austin	NR	79-68
12-14-78	#5 Stephen F. Austin	18	71-66
02-25-78	#5 Delta State	NR	73-72
01-28-77	#1 Delta State	NR	73-72
01-18-77	#8 Mississippi College	NR	82-81
12-03-76	#6 Mercer	NR	91-53

freshman during the 2020-21 season.

Additionally, Thienou had a seven-game double-digit scoring streak between Dec. 8 to Jan. 9, solidifying herself as the only Rebel freshman to achieve this feat since Valencia McFarland in 2010-11.

TURNOVERS ON TURNOVERS

Ole Miss' defense remains its strung suit, forcing

OLE MISS IN WINS VS. LOSSES

Category	Wins	Losses
Scoring	82.1	62.4
Scoring Defense	48.5	68.6
Scoring Margin	+33.6	-6.1
FG%	48.4	35.1
3PT%	30.7	26.4
FT%	71.7	72.6
Opp. FG%	36.6	46.0
Opp. 3PT%	28.1	36.4
Rebounds	39.9	35.6
Reb. Margin	+13.1	-4.0
Assists	19.9	11.9
Steals	12.4	11.0
Blocks	5.1	3.1
Turnovers	13.3	14.1
Turnovers Forced	23.3	19.3

### AP TOP-25 • FEB. 10

Rank	Team (1st-Place)	W-L	Points	Last
1	UCLA	23-0	775 (31)	1
2	Notre Dame	21-2	733	3
3	Texas	24-2	713	4
4	South Carolina	22-2	687	2
5	LSU	25-1	646	6
6	Southern California	21-2	628	7
7	UConn	22-3	570	5
8	Kentucky	19-2	521	11
9	Ohio State	20-3	487	8
10	NC State	19-4	480	14
11	TCU	22-3	443	9
12	North Carolina	21-4	429	13
13	Duke	19-5	426	10
14	Kansas State	22-3	407	12
15	Tennessee	17-6	316	19
16	Oklahoma	17-6	311	15
17	Maryland	19-5	290	16
18	West Virginia	19-4	258	18
19	Georgia Tech	20-4	257	17
20	Oklahoma State	19-4	156	25
21	Alabama	20-5	146	23
22	Michigan State	18-5	86	20
23	Florida State	19-5	78	22
24	Creighton	20-5	61	NR
25	Baylor	20-5	48	NR

**Others receiving votes:** California 38, Illinois 22, Vanderbilt 20, Utah 14, South Dakota St. 7, Michigan 6, Richmond 5, **Ole Miss 4**, Columbia 3, Harvard 2, Louisville 1, Grand Canyon 1.

### USA TODAY/WBCA COACHES TOP-25 • FEB. 11

Rank	Team (1st-Place)	W-L	Points	Last
1	UCLA (31)	23-0	775	1
2	Notre Dame	21-2	728	3
3	Texas	24-2	693	6
4	South Carolina	22-2	692	2
5	LSU	25-1	671	4
6	USC	21-2	624	7
7	UConn	22-3	580	5
8	Ohio State	20-3	491	8
9	TCU	22-3	478	9
10	Duke	19-5	475	12
11	NC State	19-4	464	14
12	North Carolina	21-4	431	13
13	Kentucky	19-3	420	10
13	Kansas State	22-3	420	10
15	Maryland	19-5	329	15
16	Tennessee	17-6	324	17
17	Oklahoma	18-6	290	16
18	West Virginia	19-4	253	18
19	Georgia Tech	20-4	228	19
20	Alabama	20-5	174	23
21	Florida State	19-5	98	22
22	Michigan State	18-5	85	20
23	Oklahoma State	19-4	72	NR
24	South Dakota State	21-3	71	25
25	Creighton	20-4	51	NR

**Others receiving votes:** Baylor 41; California 36; Vanderbilt 20; **Ole Miss 17**; Utah 15; Richmond 9; Louisville 8; Michigan 5; George Mason 5; FGCU 2.

all but three of its 23 opponents this year to make 15+ turnovers. On average, the Rebels are forcing their opponents to lose the ball 22.1 times a game, ranking 13th in the nation and second in the SEC.

While the Rebels force a lot of turnovers, they don't often lose the ball, averaging only 13.5 turnovers a game. Ole Miss' turnover margin of +8.57 ranks the eighth best in the nation.

Ole Miss turned defense into offense all night versus Alabama State, scoring a season-high 42 points off of the Lady Hornet's 33 turnovers. Kicking off conference play with a bang, the Rebels scored 37 points off of Auburn's season-high 29 turnovers. Matching both season-highs against Florida, Ole Miss scored 42 points off of 29 forced turnovers.

#### ROBBING THE BANK

The Rebels like to keep their opponents on their toes, as Ole Miss is nationally known for forcing lost balls. Earning at least 10 steals in 17 games this season, the Rebels rank No. 3 in the SEC and No. 15 in the country for steals with an average of 12.0 per game.

Twice this year, Ole Miss secured season-highs of 20 steals against Jackson State and Alabama State, with 12 Rebels contributing to the cause in the latter contest. Prior to this season, the last time an Ole Miss team tallied 20+ steals was Dec. 28, 2016, when the Rebels grabbed 24 against Mississippi Valley State.

#### STEALIN' SIRA

Sira Thienou leads the Rebels in pickpocketing balls, earning the most steals per game by any freshman in a power four conference, while also sitting third in the SEC and 17th in the nation with 2.91 steals a game. Since the beginning of conference play, Thienou has recorded 39 steals for an average of 3.5 per game.

With 67 total steals this season, Thienou is on pace to break the program record for most steals by a freshman in a season. The Bamako, Mali, native just trails Alisa Scott (1983-84) and Armintie Price (2003-04) with 81 and 76 steals, respectively.

#### THE SEC'S BEST

Madison Scott is the only player in the SEC to have collected over 1,000 points, 800 rebounds, and 100 blocks in her career. Amassing 1631 points, 984 rebounds and 126 blocks in her

### TIME LED REGULAR SEASON (BY PERCENTAGE)

Opponent	Led	Trailed	Tied	% Led
vs. USC	05:01	31:00	03:59	.125
Ark.-Pine Bluff	39:31	00:00	00:29	.988
at Delaware St.	37:34	00:46	01:40	.939
Jackson St.	39:11	00:00	00:49	.980
vs. BC	38:03	01:25	00:32	.951
vs. UConn	00:00	39:12	00:48	.000
Alabama St.	39:37	00:00	00:23	.990
at NC State	00:00	39:27	00:33	.000
Tennessee St.	39:00	00:00	01:00	.975
South Alabama	37:12	01:07	01:41	.930
MVSU	39:41	00:00	00:19	.992
Alcorn St.	39:42	00:00	00:18	.993
at Auburn	36:59	01:19	01:42	.925
at Texas A&M	34:45	02:50	02:25	.869
Vanderbilt	39:24	00:00	00:36	.985
Alabama	14:55	23:07	01:58	.373
Florida	35:36	01:09	03:15	.890
at Mississippi St.	17:59	17:24	04:23	.450
Texas	28:00	06:07	05:53	.700
at Georgia	37:01	02:07	00:52	.925
at Vanderbilt	37:30	00:44	01:46	.938
Oklahoma	07:46	27:41	04:33	.194
Kentucky	10:23	27:20	02:17	.260
at Arkansas	-	-	-	-
at Tennessee	-	-	-	-
Missouri	-	-	-	-
South Carolina	-	-	-	-
at LSU	-	-	-	-
<b>TOTAL</b>	<b>654:50</b>	<b>222:45</b>	<b>42:03</b>	<b>.712</b>

five-year tenure at Ole Miss, Scott has significantly surpassed those accomplishments, proving she's the best all-around player in the league.

#### WE AIN'T SCARED

Yolett McPhee-McCuin values the importance of playing top-tier opponents in nonconference and conference play and it shows in the NCAA's NET Rankings.

Consistently sitting in the Top 15 in the NET Rankings, the Rebels recently came in at No. 13. Ole Miss also holds the 7th toughest strength of schedule among DI programs in the nation, facing seven ranked opponents so far and four of the top six teams in the NET Rankings.

#### AGAINST RANKED OPPONENTS

When it comes to facing off against ranked opponents, Ole Miss owns 92 wins against such teams. The Rebels picked up two of those victories in the last three games, taking down No. 23 Vanderbilt and No. 8 Kentucky. Under Yolett McPhee-McCuin, the Rebels have knocked off 12 ranked opponents.

Ole Miss has toppled 31 teams ranked in the top-10, with 14 of those victories occurring while the Rebels are unranked. The most recent top-10



2024-25 SEC PRESEASON POLL

COACHES

Rank	Team
1	South Carolina
2	Texas
3	LSU
4	Oklahoma
5	Alabama
6	Ole Miss
7	Tennessee
8	Kentucky
9	Auburn
10	Mississippi State
11	Texas A&M
12	Vanderbilt
13	Georgia
14	Florida
15	Missouri
16	Arkansas

MEDIA

Rank	Team
1	South Carolina
2	Texas
3	LSU
4	Oklahoma
5	Ole Miss
6	Alabama
7	Tennessee
8	Kentucky
9	Florida
10	Vanderbilt
11	Mississippi State
12	Auburn
13	Texas A&M
14	Georgia
15	Missouri
16	Arkansas

2024-25 SEC PRESEASON TEAMS

COACHES

**Player of the Year**  
Madison Booker, Texas

**First Team All-SEC**

Sarah Ashlee Barker, Alabama  
Georgia Amooore, Kentucky  
Flau'Jae Johnson, LSU  
Aneesah Morrow, LSU  
**Madison Scott, Ole Miss**  
Raegan Beers, Oklahoma  
Te-Hina Paopao, South Carolina  
Madison Booker, Texas

**Second Team All-SEC**

Aaliyah Nye, Alabama  
Mikaylah Williams, LSU  
Jerkaila Johnson, Mississippi State  
Sklar Vann, Oklahoma  
MiLaysia Fulwiley, South Carolina  
Raven Johnson, South Carolina  
Rori Harmon, Texas  
Aicha Coulibaly, Texas A&M

MEDIA

**Players of the Year**

Flau'Jae Johnson, LSU  
Aneesah Morrow, LSU  
Madison Booker, Texas

**Preseason All-SEC First Team**

Sarah Ashlee Barker, Alabama  
Georgia Amooore, Kentucky  
Aneesah Morrow, LSU  
Flau'Jae Johnson, LSU  
Raegan Beers, Oklahoma  
Te-Hina Paopao, South Carolina  
Madison Booker, Texas

**Preseason All-SEC Second Team**

Mikaylah Williams, LSU  
**Madison Scott, Ole Miss**  
Skylar Vann, Oklahoma  
Raven Johnson, South Carolina  
MiLaysia Fulwiley, South Carolina  
Rori Harmon, Texas

SEC STANDINGS • FEB. 10

	CONFERENCE				OVERALL					Streak	vs. T10	vs. T25
	W-L	Pct.	H	A	W-L	Pct.	H	A	N			
LSU	10-1	.909	6-0	4-1	25-1	.962	16-0	5-1	4-0	W5	0-1	4-1
Texas	10-1	.909	6-0	4-1	24-2	.923	13-0	7-2	4-0	W8	4-2	7-2
South Carolina	10-1	.909	5-0	5-1	22-2	.917	11-0	6-2	5-0	L1	5-2	9-2
Kentucky	8-2	.800	4-0	4-2	19-3	.864	12-0	5-3	2-0	L1	0-0	4-1
Alabama	7-4	.636	3-2	4-2	20-5	.800	10-2	6-3	4-0	W3	0-2	1-3
Ole Miss	7-4	.636	3-3	4-1	16-7	.696	10-3	5-2	1-2	W1	1-3	2-5
Oklahoma	6-5	.545	4-2	2-3	18-6	.750	11-2	5-3	2-1	W2	0-3	3-5
Vanderbilt	5-5	.500	3-2	2-3	18-6	.750	12-2	5-3	1-1	L2	0-2	2-3
Tennessee	4-6	.400	1-3	3-3	17-6	.739	10-3	4-3	3-0	L1	1-5	2-5
Mississippi State	4-7	.364	3-3	1-4	17-8	.680	9-3	4-5	4-0	L1	1-2	1-5
Florida	3-7	.300	1-4	2-3	12-12	.500	9-5	3-4	0-3	L1	0-1	0-6
Auburn	3-8	.273	3-3	0-5	12-12	.500	8-4	2-7	2-1	L1	0-3	0-7
Texas A&M	3-8	.273	3-3	0-5	10-13	.435	9-5	0-6	1-2	L5	0-4	2-7
Missouri	2-9	.182	1-3	1-6	13-13	.500	10-6	2-6	1-1	W1	0-3	0-6
Georgia	2-9	.182	2-4	0-5	10-15	.400	8-7	0-6	2-2	W1	0-1	0-4
Arkansas	2-9	.182	1-4	1-5	9-17	.346	7-7	2-6	0-4	L3	0-3	0-6

SEC WEEKLY HONORS

ATHLETE OF THE WEEK

- 11/12 - Raegan Beers - Oklahoma
- 11/19 - Talaysia Cooper - Tennessee
- 11/26 - Khamil Pierre - Vanderbilt
- 12/3 - Joyce Edwards - South Carolina; Justice Carlton - Texas
- 12/10 - Izzy Higginbottom - Arkansas; Mikaylah Williams - LSU
- 12/17 - Khamil Pierre - Vanderbilt
- 12/23 - DeYona Gaston - Auburn; Aneesah Morrow - LSU
- 12/31 - Aaliyah Nye - Alabama
- 1/7 - Georgia Amooore - Kentucky
- 1/14 - Aneesah Morrow - LSU
- 1/21 - Madison Booker - Texas
- 1/28 - Taylor Jones - Texas
- 2/4 - Georgia Amooore - Kentucky
- 2/11 - Madison Booker - Texas

FRESHMAN OF THE WEEK

- 11/12 - Clara Silva - Kentucky
- 11/19 - Mikayla Blakes - Vanderbilt
- 11/26 - Sira Thienou - Ole Miss; Mikayla Blakes - Vanderbilt
- 12/3 - Aneesah Morrow - LSU; Payton Verhulst - Oklahoma
- 12/10 - Mikayla Blakes - Vanderbilt; Syriah Daniels - Auburn
- 12/17 - Sira Thienou - Ole Miss
- 12/23 - Justice Carlton - Texas
- 12/31 - Miyah Verse - Georgia; Kaniya Boyd - Tennessee
- 1/7 - Jordan Lee - Texas
- 1/14 - Liv McGill - Florida
- 1/21 - Joyce Edwards - South Carolina
- 1/28 - Joyce Edwards - South Carolina; Mikayla Blakes - Vanderbilt
- 2/4 - Mikayla Blakes - Vanderbilt
- 2/11 - Mikayla Blakes - Vanderbilt

win was against 8th-ranked Kentucky on Feb. 10, 2025, marking the second time in the Coach Yo era that the Rebels have dropped a top-10 ranked team, with the prior upset coming in the 2023 NCAA Tournament against No. 5 Stanford.

Having already faced seven ranked opponents in the Associated Press poll during the 2024-25 season, Ole Miss' gauntlet of a schedule continues with three highly touted ranked teams on deck in its final five games of the regular season.

145 GAMES AND COUNTING...

One of the most acclaimed Rebels in program history has met another milestone marker, as

Madison Scott has officially become the most experienced player in Ole Miss history.

Competing in 145 games and counting in a Rebel jersey, the graduate student surpassed Peggie Gillom-Granderson, who played in 144 games, for most at Ole Miss.

Along with Scott, Kennedy Todd-Williams has competed in 145 career games, seeing action in 56 games at Ole Miss and 89 with her past team, North Carolina.

MADI'S MAKIN' NOISE

Madison Scott has proven to be the cornerstone

### BY THE NUMBERS

- Overall . . . . . 16-7
- SEC Games . . . . . 7-4
- SEC Tournament Games . . . . . 0-0
- Streak (Last 10) . . . . . 6-4
  
- Home Overall (SEC) . . . . . 10-3 (3-3)
- Road Overall (SEC) . . . . . 5-2 (4-1)
- Neutral Games (SEC) . . . . . 1-2 (0-0)
  
- Day Games (SEC) . . . . . 8-3 (2-3)
- Night Games (SEC) . . . . . 8-4 (5-1)
  
- November Games . . . . . 5-2
- December Games . . . . . 4-1
- January Games . . . . . 5-3
- February Games . . . . . 2-1
- March Games . . . . . 0-0
  
- Monday Games . . . . . 4-1
- Tuesday Games . . . . . 0-0
- Wednesday Games . . . . . 0-1
- Thursday Games . . . . . 5-3
- Friday Games . . . . . 0-0
- Saturday Games . . . . . 2-0
- Sunday Games . . . . . 5-2
  
- Overtime Games . . . . . 0-0
- Television Games . . . . . 4-3
- SECN+ Games . . . . . 10-3
- vs. Ranked Opponents . . . . . 2-5

### REBELS' RECORD WHEN...

- Leading at the half . . . . . 15-2
- Tied at the half . . . . . 0-0
- Behind at the half . . . . . 1-5
- Scores 90 points or more . . . . . 4-0
- Scores 80-89 points . . . . . 6-0
- Scores 70-79 points . . . . . 4-1
- Scores less than 70 points . . . . . 2-6
  
- Out-rebounds opponent . . . . . 15-1
- Out-rebounded by opponent . . . . . 1-6
- Ties opponents in rebounds . . . . . 0-0
  
- Shoots 50 percent or better . . . . . 8-0
- Shoots between 40-49 percent . . . . . 6-1
- Shoots under 40 percent . . . . . 2-6
  
- Shoots 30 percent or better from 3-pt. . . . . 7-4
- Shoots under 30 percent from 3-pt. . . . . 9-3
  
- Shoots 70 percent or better from FT line . . . . . 10-3
- Shoots 60-69 percent from FT line . . . . . 5-4
- Shoots under 60 percent from FT line . . . . . 1-0
  
- Opp. shoots 50 percent or better . . . . . 1-2
- Opp. shoots 40-49 percent . . . . . 6-4
- Opp. shoots under 40 percent . . . . . 9-1
  
- Opp. shoots 30 percent or better from 3-pt. . . . . 6-3
- Opp. shoots under 30 percent from 3-pt. . . . . 10-4
  
- Commits 15 turnovers or more . . . . . 7-2
- Commits less than 15 turnovers . . . . . 9-5
  
- Forces 15 turnovers or more . . . . . 15-5
- Forces less than 15 turnovers . . . . . 1-2
  
- Has less (or same) turnovers than opp. . . . . 16-6
- Has more turnovers than opponent . . . . . 0-1

for Ole Miss in its last six games that includes four ranked foes. Along with averaging 19.3 points, 4.8 rebounds, and 3.0 assists per game, Scott holds a 50.6% clip from the field and has made 25-of-27 free throws.

Playing a team-high average of 36.5 minutes in the last six contests, Scott has also been able to handle the ball well, only averaging 1.5 turnovers a game.

### DOUBLE DOUBLE-DOUBLE TROUBLE

Notching three double-doubles this season against Boston College, Alabama and Vanderbilt, Starr Jacobs has earned 29 in her overall collegiate career and 20 as a Division I player.

In the matchup against Boston College, Jacobs headed the charge with her first double-double in a Rebel jersey, scoring 12 points and adding 11 rebounds. The graduate student paced the team versus Alabama by generating a season and Ole Miss career-high 21 points and 12 rebounds, to go alongside a trio of assists. Her most recent double-double against the Commodores proved to be her most impressive, as she notched 24 points, going 12-of-13 from the field, and 10 rebounds.

Madison Scott earned her first double-double of the 2024-25 season and the second by an Ole Miss player this season against MVSU. The fifth-year senior had 13 points and 10 rebounds against the Devilettes.

### WHAT TEAM?!

Not only did the 66-57 victory against Kentucky secure Ole Miss' first top-10 win since 2023, it also extended the Rebels' win streak over the Wildcats to six games, dating back to Feb. 4 2021.

Ole Miss has stayed in command in the last decade of matchups versus Kentucky, as the Rebels have now won four games in a row when the Wildcats are ranked in the top 25, while coming out victorious in 10 overall under those circumstances.

### KEEPING THE CLASS CLEAN

Ole Miss outrebounded No. 8 Kentucky, 54-33, in its one regular season meeting of the season, proving to be a difference-maker down the stretch. Ole Miss outrebounding by 21 is the widest gap for the Wildcats this season, and the only time that Kentucky has trailed by 20-plus rebounds. The Wildcats had only been outrebounded six times entering this game and it's their second loss when it has occurred.

The offensive glass was dominated by Ole Miss, as the Rebels tallied up 27 offensive boards to the Wildcat's four. Ole Miss was able to earn 16 second chance points off these rebounds, which gave it the edge en route to the ranked win.

### CROWN THEM!

If Ole Miss had a Mount Rushmore, Madison Scott would be carved into it after she made history midway through the first quarter of the Alabama game, scoring her 1,500th career point on a jump shot from the elbow.

Scott is only the eighth Rebel to accumulate that many points, all while at Ole Miss. Overall, she's the 11th player to score their 1,500th career point in Oxford.

Joining Scott on the grand and a half list is Kennedy Todd-Williams and KK Deans. Todd-Williams secured her 1,500th career point against Texas to become the 12th player in Ole Miss history to achieve the feat.

Deans became the third this season and 13th in program history to reach the milestone in electrifying fashion, maneuvering through defenders to the bucket in the third quarter of the Kentucky game.

### GUARDING THE GOAL

In its matchup against Texas, the Rebels held the Longhorns to 39.3% shooting from the field and its second-lowest scoring total of the season at 61 points. Texas shot 22-for-56 from the field and a minuscule 1-11 from 3-point range. Additionally, Texas' 61 points was 26 points below its season average.

Later in the season, Ole Miss held the other newest SEC team in Oklahoma to their second-worst outing of the season, as the Sooners' 66 points were 25 points below their season-average.

### DOMINATING THE DORES

The Rebels have left no doubt that they can take down Vanderbilt, outscoring the Commodores by an average of 21.5 points in its two games this season.

In the two team's first matchup in Oxford, Ole Miss ran past Vanderbilt in a convincing 87-59 win, holding the Commodores' offense to their fewest points this season and 30 points below its average. In the second matchup in Nashville, Ole Miss held the 23rd-ranked Vanderbilt squad, who were coming off a four-game hot streak and

two top 20 victories, to its second-fewest scoring performance of the year, which is only topped by the Rebel's first game against the team earlier this season.

**GOING MAD!**

The game against Mississippi State was a special one for Madison Scott, as it marked what could be her final time competing against the Rebels' in-state rival.

Scott, who has competed in an Ole Miss jersey for her entire five years of collegiate basketball, made sure it was a performance Rebel fans would never forget, notching a career-best 30 points and 11 field goals to lead Ole Miss to a 71-63 win over its bitter foe in Starkville, Miss.

The First Team All-SEC honoree reached 20-plus points for the seventh time in her career and was the first Rebel to drop 30 points this season. The last Ole Miss player to notch 30 points was Marqueshia Davis who scored 33 last season against Florida and recently won the WNBA Championship with the New York Liberty.

Along with her impressive night from the field, Scott shot 7-of-8 from the free throw line and made her lone 3-point attempt, showing how versatile she can be in any situation. With the Rebels and Bulldogs all tied up at 61 in the fourth quarter, Scott proved her veteran status by going a perfect 3-for-3 from the field and scoring eight points to put Ole Miss up for good.

**WHAT CAN'T SHE DO?!**

Sira Thienou's defensive domination reached a new peak against Mississippi State. The freshman robbed the Bulldogs nine times for a career-best. Nine steals by a Rebel is the most since Armintie Price had 12 against Illinois on Dec. 2, 2006, and tied for the most by an SEC player in a game this season at the time.

She was the catalyst behind Ole Miss' 16 steals in the game, while also adding 10 points and a team-leading four assists against Mississippi State.

**PROBLEMATIC IN THE PAINT**

The Rebels made themselves comfortable in the interior during their first two games of the season, racking up at least 18 more points in the paint than both opponents. Ole Miss notched 38 points in the paint against No. 3 Southern California and 34 versus Arkansas-Pine Bluff.

Ole Miss continued its dominance into the

conference season, playing bully-ball to claim their 71-63 win against Mississippi State. The Rebels scored 42 points in close range against the Bulldogs, which totaled more than half of their points.

Anchored by the presence of Starr Jacobs, Christeen Iwuala, Madison Scott, and Kharyssa Richardson, the Rebels look to continue its damage in the paint throughout the rest of the season.

**ARE YOU SIRAIous?!**

Against Florida, Thienou strung together an immaculate 29-point career-high night, exploding for 22 points in the first half alone to become the only Rebel this season to score north of 20 points in a half this season, while grabbing a then season-high among individual Rebels.

Off the back of another career-high five 3-pointers, Thienou went 12-of-17 from the field, tying the most in the SJB Pavilion and marking the most field goals converted by a Rebel since Taylor Manuel made a dozen against Grambling on March 16, 2017. Additionally, the freshman became the first Rebel to eclipse the 200-point mark for the season after making two 3-pointers in the initial five minutes of the game.

Not only was Thienou in command on offense, but she also put up an all-time performance on the other side of the court, pickpocketing Florida seven times in total, with six of those steals coming in the first half.

Thienou completed her impressive stat line by notching five assists and five rebounds to her already illustrious day. The Bamako, Mali, native is only the fifth SEC player in the past 10 seasons to tally at least 25 points, five rebounds, five assists, and five steals in a single game.

**POWERING OVER THE POWER FOUR**

The Rebels' 92 points against Boston College on Nov. 25 marked the first time Ole Miss scored at least 90 points against a Power Four opponent since outscoring LSU, 102-101, in triple overtime back on February 7, 2010. The last time the Rebels scored at least 90 points in regulation against a Power Four team was March 25, 2007, in a 90-82 win over Oklahoma.

In conference play, Ole Miss' offense went off again against a power four foe, as the Rebels dropped 94 points against Florida. These wins marked four straight years Ole Miss has beaten a Power Four team by 30 or more points.

**SUPERLATIVES**

**BIGGEST OLE MISS LEAD:**  
65, vs. Alabama State (11-30-24)

**BIGGEST OLE MISS DEFICIT:**  
22, 2x, MR: at NC State (12-05-24)

**BIGGEST OLE MISS LEAD IN A LOSS:**  
16, at Texas A&M (01-05-25)

**BIGGEST OLE MISS DEFICIT IN A WIN:**  
8, 2x, MR: vs. #8 Kentucky (02-10-25)

**BIGGEST OLE MISS HALFTIME LEAD:**  
47, vs. Alabama State (11-30-24)

**BIGGEST OLE MISS HALFTIME DEFICIT:**  
19, vs. UConn (11-27-24)

**BEST OLE MISS 1ST HALF FG%:**  
.630, at Auburn (01-02-25)

**WORST OLE MISS 1ST HALF FG%:**  
.156, vs. UConn (11-27-24)

**BEST OLE MISS 2ND HALF FG%:**  
.750, vs. Alcorn State (12-30-24)

**WORST OLE MISS 2ND HALF FG%:**  
.154, at Texas A&M (01-05-25)

**MOST POINTS BY OLE MISS IN 1ST HALF:**  
57, vs. Alabama State (11-30-24)

**FEWEST POINTS BY OLE MISS IN 1ST HALF:**  
18, vs. UConn (11-27-24)

**MOST POINTS BY OPPONENT IN 1ST HALF:**  
37, 4x, MR: vs. #8 Kentucky (02-10-25)

**FEWEST POINTS BY OPPONENT IN 1ST HALF:**  
10, vs. Alabama State (11-30-24)

**MOST POINTS BY OLE MISS IN 2ND HALF:**  
54, vs. Alcorn State (12-30-24)

**FEWEST POINTS BY OLE MISS IN 2ND HALF:**  
17, at Texas A&M (01-05-25)

**MOST POINTS BY OPPONENT IN 2ND HALF:**  
53, vs. Alabama (01-13-25)

**FEWEST POINTS BY OPPONENT IN 2ND HALF:**  
10, vs. Arkansas-Pine Bluff (11-10-24)

**BIGGEST HALFTIME LEAD BLOWN:**  
16, at Texas A&M (01-05-25)

**BIGGEST HALFTIME DEFICIT ERASED:**  
6, vs. #8 Kentucky (02-10-25)

**BIGGEST MARGIN OF VICTORY:**  
65, vs. Alabama State (11-30-24)

**BIGGEST MARGIN OF DEFEAT:**  
13, vs. UConn (11-27-24)

### SERIES HISTORY VS. ARKANSAS (OLE MISS LEADS 28-21)

Date	Result	Location
03/03/24	UM, 87-43	at Oxford
01/29/23	UM, 76-73 (OT)	at Fayetteville
02/22/22	UM, 70-62	at Oxford
03/04/21	UM, 69-60	at Greenville^
02/19/21	UA, 84-74	at Fayetteville
02/16/20	UA, 108-64	at Oxford
02/24/19	UA, 73-61	at Fayetteville
01/06/19	UA, 85-55	at Oxford
12/31/17	UA, 73-32	at Fayetteville
01/01/17	UM, 73-64	at Oxford
02/28/16	UA, 60-49	at Fayetteville
03/05/15	UA, 72-61	at Little Rock^
01/02/15	UM, 71-57	at Oxford
03/05/14	UM, 63-62	at Duluth^
01/19/14	UA, 68-65	at Fayetteville
03/03/13	UA, 93-52	at Fayetteville
01/31/13	UA, 77-69	at Oxford
03/01/12	UA, 67-47	at Nashville^
01/12/12	UA, 60-54	at Oxford
02/17/11	UA, 56-53	at Oxford
01/23/11	UM, 69-65	at Fayetteville
02/18/10	UA, 67-59	at Fayetteville
01/10/10	UM, 86-71	at Oxford
03/05/09	UM, 65-60	at Little Rock^
02/15/09	UA, 70-59	at Fayetteville
01/13/08	UM, 63-55	at Oxford
02/04/07	UM, 90-87 (2OT)	at Fayetteville
03/02/06	UM, 94-64	at Little Rock^
02/26/06	UM, 85-78	at Oxford
01/30/05	UM, 75-52	at Fayetteville
01/09/05	UM, 85-73	at Oxford
02/29/04	UM, 84-73	at Oxford
01/11/04	UA, 67-61	at Fayetteville
02/09/03	UA, 62-60	at Fayetteville
02/28/02	UA, 78-60	at Nashville^
01/06/02	UM, 81-46	at Oxford
02/24/01	UA, 82-64	at Fayetteville
02/27/00	UM, 78-63	at Oxford
02/14/99	UM, 80-73	at Fayetteville
02/14/98	UM, 68-50	at Oxford
02/16/97	UA, 71-62	at Fayetteville
03/01/96	UM, 76-73	at Chattanooga^
02/17/96	UM, 73-62	at Oxford
01/14/95	UM, 75-74	at Fayetteville
01/16/94	UM, 56-54	at Oxford
01/03/93	UA, 73-72	at Fayetteville
01/04/92	UM, 66-65	at Oxford
12/15/90	UA, 79-70	at Fayetteville
12/07/88	UM, 75-63	at Oxford
12/09/87	UM, 88-72	at Pine Bluff
12/14/85	UM, 76-61	at Oxford

#### SERIES NOTES...

**At Oxford:** Ole Miss leads 17-5  
**At Fayetteville:** Arkansas leads 14-6  
**At Neutral Sites:** Ole Miss leads 6-3  
**Longest UM Streak:** 8 (2004-2010)  
**Longest UA Streak:** 6 (2011-2014)  
**Biggest UM Win:** 44 (03/03/24 - at Oxford)  
**Biggest UA Win:** 41 (3/3/13 - at Fayetteville)  
**Most UM Points:** 94 (3/2/06 - at Little Rock)  
**Most UA Points:** 108 (2/16/20 - at Oxford)  
**Last 10 Meetings:** Series tied 5-5

#### HOTTY (KENNEDY) TODDY

Kennedy Todd-Williams had a career night in Ole Miss' first game against Vanderbilt, as the senior Rebel notched a career-best 25 points and five 3-pointers to lead Ole Miss to a convincing 87-59 win in its SEC home opener.

Against the Commodores, Todd-Williams was a key part of the Rebels' dominant victory, leading both teams in almost all major statistics categories: points (25), rebounds (6), assists (7), and blocks (2), all while committing zero turnovers.

#### DIME DROPPIN' AND NOT STOPPIN'

Sharing is truly caring and against Alcorn State, this remained true, as Ole Miss dished out 28 assists on 37 made field goals, which set an SJB Pavilion record previously established in 2020, once again against Alcorn State. Madison Scott led the Rebels with seven helpers, followed by KK Deans with six.

Ball movement also remained key in the Rebels' victory over Vanderbilt, as Ole Miss tallied 26 assists on 33 made field goals. Tameiya Sadler, Madison Scott, and Kennedy Todd-Williams led the Rebels with seven helpers, followed by Sira Thienou with four.

#### FANTASTIC FIRST FIVE

All five of Ole Miss' starters have scored in double digits in three games this year. Before this season, an Ole Miss starting lineup hadn't accomplished that feat since facing Louisiana on Dec. 12, 2018

Against MVSU, the Rebels opened with Sira Thienou, Kennedy Todd-Williams, Starr Jacobs, Madison Scott, and Kharyssa Richardson. The Rebels achieved the feat again versus Alcorn State and Vanderbilt after Thienou, Todd-Williams, Jacobs, Scott, and Tameiya Sadler each reached 10-plus points in both games.

Rebel starters have scored 1272 of Ole Miss' 1751 points (72.6%) throughout the season.

#### STOLE THE SHOW

In typical Coach Yo fashion, Ole Miss toyed with Jackson State on Kids Day, forcing 29 turnovers and stealing the ball 20 times. It marks the most steals in a single game since securing 24 against Mississippi Valley State on Dec. 28, 2016.

Seven players had multiple steals while four starters, Starr Jacobs, Sira Thienou, KK Deans, and Kennedy Todd-Williams, recorded three.

The Rebels matched this achievement against Florida, forcing the Gators to lose the ball 29 times off of 19 steals. This marked the most turnovers Florida has committed since 2022 as Thienou led the cause once again with a career-high seven steals.

#### NO THREE'S HERE

The Rebels bask in causing havoc on other opponent's offenses, and Ole Miss once again proved its power over Auburn, holding the Tigers scoreless from beyond the arc.

Ole Miss is the first team to hold Auburn scoreless from three since the 2022-23 season, forcing the Tigers to go 0-for-3 from deep in its opening conference victory of the season.

#### BENCH BANDIT

Coming off the bench against Auburn, KK Deans was a key component of Ole Miss' win with 20 points in her 26 minutes of action. Shooting 4-of-5 from beyond the arc, Deans earned her season high for 3-pointers made in a game this season.

Deans rejoins the Rebels for her sixth season of collegiate ball after medically redshirting last season while healing from a season-ending ACL injury.

Though she only appeared in six games in 2023-24, she started in all of them and averaged almost 10 points a game and 3.8 assists. Deans put up a season-best 16 points against Temple, where she also registered seven rebounds and eight assists.

Deans has taken her game to the next level this season, leading the Rebels in free-throw percentage (.905) and three-pointers made (33). The graduate student has also earned 200+ long-range strikes from the 3-point line in her overall career, becoming only the third Rebel to hit that mark in Oxford in program history. Deans will look to continue improving in her final year of eligibility.

#### SHE'S A FRESHMAN!

Sira Thienou scored in double figures in three straight outings for the Rebels in November, including consecutive 16-point outbursts against Jackson State (Nov. 18) and Boston College (Nov. 25). The last time an Ole Miss freshman had a 16-plus point performance was when Madison Scott earned 17 against No. 18 Arkansas, on Feb. 19, 2021.

In December, Thienou registered 23 points against South Alabama, marking the first 20+

GAME-BY-GAME STARTING LINEUPS

Opponent	Date	Result	PG	G	G/F	G/F	F/C	Lineup	Record
Southern California	Nov. 4	L, 66-68	Deans	Sadler	Todd-Williams	Scott	Jacobs	#1	0-1
Ark.-Pine Bluff	Nov. 10	W, 85-24	Thienou	Thompson	Todd-Williams	Scott	Jacobs	#2	1-0
at Delaware St.	Nov. 14	W, 80-42	Deans	Sadler	Todd-Williams	Scott	Jacobs	#1	1-1
Jackson St.	Nov. 18	W, 76-44	Deans	Thienou	Todd-Williams	Scott	Jacobs	#3	1-0
vs. Boston College	Nov. 25	W, 92-55	Deans	Thienou	Todd-Williams	Scott	Jacobs	#3	2-0
vs. UConn	Nov. 27	L, 60-73	Deans	Thienou	Todd-Williams	Scott	Jacobs	#3	2-1
Alabama St.	Nov. 30	W, 89-24	Deans	Sadler	Todd-Williams	Scott	Jacobs	#1	2-1
at NC State	Dec. 5	L, 61-68	Deans	Sadler	Todd-Williams	Scott	Jacobs	#1	2-2
Tennessee St.	Dec. 8	W, 85-38	Thienou	Sadler	Todd-Williams	Scott	Jacobs	#4	1-0
South Alabama	Dec. 15	W, 94-39	Thienou	Sadler	Todd-Williams	Scott	Jacobs	#4	2-0
MVSU	Dec. 21	W, 78-44	Thienou	Todd-Williams	Scott	Richardson	Jacobs	#5	1-0
Alcorn St.	Dec. 30	W, 93-41	Thienou	Sadler	Todd-Williams	Scott	Jacobs	#4	3-0
at Auburn	Jan. 2	W, 85-58	Thienou	Sadler	Todd-Williams	Scott	Jacobs	#4	4-0
at Texas A&M	Jan. 5	L, 58-60	Thienou	Sadler	Todd-Williams	Scott	Jacobs	#4	4-1
Vanderbilt	Jan. 9	W, 87-59	Thienou	Sadler	Todd-Williams	Scott	Jacobs	#4	5-1
Alabama	Jan. 12	L, 78-84	Thienou	Sadler	Todd-Williams	Scott	Jacobs	#4	5-2
Florida	Jan. 16	W, 94-69	Thienou	Sadler	Todd-Williams	Scott	Jacobs	#4	6-2
at Mississippi St.	Jan. 19	W, 71-63	Thienou	Sadler	Todd-Williams	Scott	Jacobs	#4	7-2
Texas	Jan. 26	L, 58-61	Thienou	Sadler	Todd-Williams	Scott	Jacobs	#4	7-3
at Georgia	Jan. 30	W, 63-58	Thienou	Sadler	Todd-Williams	Scott	Jacobs	#4	8-3
at Vanderbilt	Feb. 2	W, 76-61	Thienou	Sadler	Todd-Williams	Scott	Jacobs	#4	9-3
Oklahoma	Feb. 6	L, 56-66	Thienou	Sadler	Todd-Williams	Scott	Jacobs	#4	9-4
Kentucky	Feb. 10	W, 66-57	Thienou	Todd-Williams	Scott	Jacobs	Iwuala	#6	1-0
at Arkansas	Feb. 13								
at Tennessee	Feb. 16								
Missouri	Feb. 23								
South Carolina	Feb. 27								
at LSU	March 2								

REBEL STARTING/GAMES PLAYED HISTORY

CAREER STARTS			CAREER GAMES PLAYED		
Name	Season	Career	Name	Season	Career
Helolisa Carrera	--	--	Helolisa Carrera	9	9
Rhema Collins	--	--	Rhema Collins	11	23
KK Deans	7	88	KK Deans	23	137
Fatumata Djaló	--	--	Fatumata Djaló	11	11
Jite Gbemuotor	--	--	Jite Gbemuotor	6	6
Christeen Iwuala	1	3	Christeen Iwuala	23	91
Starr Jacobs	23	81	Starr Jacobs	23	82
Mariyah Noel	--	--	Mariyah Noel	15	35
Kharyssa Richardson	1	34	Kharyssa Richardson	19	80
Tameiya Sadler	17	53	Tameiya Sadler	21	133
Madison Scott	23	140	Madison Scott	23	145
Sira Thienou	19	19	Sira Thienou	23	23
Ayanna Thompson	1	2	Ayanna Thompson	16	75
Kennedy Todd-Williams	23	118	Kennedy Todd-Williams	23	145
J'Adore Young	--	--	J'Adore Young	--	7

### GAME LEADERS

#### POINTS

7 - Scott  
5 - Jacobs  
5 - Thienou  
4 - Deans  
2 - Todd-Williams

#### REBOUNDS

14 - Jacobs  
5 - Scott  
5 - Todd-Williams  
3 - Iwuala  
2 - Thienou  
1 - Richardson  
1 - Sadler

#### ASSISTS

12 - Scott  
9 - Todd-Williams  
6 - Sadler  
3 - Deans  
3 - Thienou  
1 - Iwuala  
1 - Jacobs

#### STEALS

12 - Thienou  
8 - Jacobs  
6 - Sadler  
5 - Todd-Williams  
3 - Deans  
2 - Scott  
1 - Iwuala  
1 - Richardson  
1 - Thompson

#### DOUBLE-DIGIT POINTS

15 - Scott  
15 - Thienou  
14 - Jacobs  
14 - Todd-Williams  
7 - Deans  
5 - Iwuala  
3 - Sadler  
2 - Collins  
2 - Richardson  
2 - Thompson

#### DOUBLE-DIGIT REBOUNDS

3 - Jacobs  
1 - Richardson  
1 - Scott  
1 - Todd-Williams

#### DOUBLE-DOUBLES

3 - Jacobs  
1 - Scott

### GAME-BY-GAME SPECIALTY STATS

Opponent	Date	Result	Paint	Off TO	2nd Chance	FB	Bench
vs. USC	Nov. 4	L, 68-66	20	18	17	9	11
Ark.-Pine Bluff	Nov. 10	W, 85-24	34	28	23	20	45
at Delaware St.	Nov. 14	W, 80-42	42	30	23	6	30
Jackson St.	Nov. 18	W, 76-44	36	33	16	18	24
vs. BC	Nov. 25	W, 92-55	50	29	23	13	27
vs. UConn	Nov. 27	L, 73-60	18	17	11	2	7
Alabama St.	Nov. 30	W, 89-24	58	42	17	17	50
at NC State	Dec. 5	L, 68-61	34	24	9	16	8
Tennessee St.	Dec. 8	W, 85-38	40	23	12	19	35
South Alabama	Dec. 15	W, 94-39	54	37	16	11	34
MVSU	Dec. 21	W, 78-44	40	24	22	4	10
Alcorn St.	Dec. 30	W, 93-41	56	35	11	19	30
at Auburn	Jan. 2	W, 85-58	36	37	10	16	28
at Texas A&M	Jan. 5	L, 60-58	24	17	3	6	10
Vanderbilt	Jan. 9	W, 87-59	38	22	10	10	16
Alabama	Jan. 12	L, 84-78	36	10	21	14	24
Florida	Jan. 16	W, 94-69	48	42	18	20	20
at Mississippi St.	Jan. 19	W, 71-63	42	26	5	6	5
Texas	Jan. 26	L, 61-58	16	13	6	8	9
at Georgia	Jan. 30	W, 63-58	16	7	15	4	15
at Vanderbilt	Feb. 2	W, 76-61	54	21	21	10	15
Oklahoma	Feb. 6	L, 66-56	36	22	16	6	13
Kentucky	Feb. 10	W, 66-57	38	12	16	12	13
at Arkansas	Feb. 13						
at Tennessee	Feb. 16						
Missouri	Feb. 23						
South Carolina	Feb. 27						
at LSU	March 2						
<b>AVERAGE</b>			<b>37.7</b>	<b>24.7</b>	<b>14.8</b>	<b>11.6</b>	<b>20.8</b>

performance by a Rebel this season and the most points scored by a SEC freshman that week. Thienou is the first Ole Miss freshman since the 2020-21 season to put up at least 20 points in a single game.

To open January, Thienou showed off her defensive prowess against Auburn, stealing the ball a then career-high seven times to become the first Rebel to have five steals in a game since Angel Baker did so on Jan. 8, 2023. Thienou later broke that career-best feat later in the season, notching nine steals against Mississippi State.

#### RECORD BREAKING REBS

Ole Miss showed up and showed out in the nonconference slate of the 2024-25 season, earning three program records.

The Rebels allowed the fewest points in program history twice as it kept Arkansas-Pine Bluff and Alabama State to just 24 points each. Yolett McPhee-McCuin's teams now hold the top three spots in the record books of the fewest points allowed in Ole Miss history. The Rebels are also the

only squad in the SEC to force two opponents to sub-30 points.

Ole Miss' last win in November was a convincing one. By defeating Alabama State by 65 points at the SJB Pavilion, it marks the widest margin of victory in program history and the largest in the McPhee-McCuin era.

It's the sixth instance of an Ole Miss team reaching the +60 mark and only the second time in history that the Rebels have achieved the feat twice in the same year. Previously, Ole Miss defeated Arkansas Pine-Bluff by 61 points in the Rebels' first victory this season. The last time an Ole Miss squad has secured two 60-point margins wins in a year was the 1982-83 season.

In its final game of the nonconference season, Ole Miss had its most efficient night of shooting in program history after going 67.3 percent from the field. Ole Miss' previous best field goal percentage mark was 63.1 percent, which it accomplished in the 2004-05 season against New Orleans.

SEC Individual Rankings (Top-10) • (Feb. 11)

**Starr Jacobs**

3rd. Offensive Rebounds (3.74)

**Madison Scott**

10th. Assist/Turnover Ratio (1.95)

**Sira Thienou**

3rd. Steals (2.91)

**Kennedy Todd-Williams**

7th. Assist/Turnover Ratio (2.21)

7th. Free Throw Percentage (.820)

SEC Team Rankings • (Feb. 11)

CATEGORY	OLE MISS	RANK
Assist/Turnover Ratio	1.29	3
Assists	17.43	3
Blocked Shots	4.52	6
FG Percentage	.443	11
FG Percentage Defense	.397	9
Free Throw Percentage	.719	8
Rebounding Margin	+7.91	6
Defensive Rebounds PG	22.74	15
Offensive Rebounds PG	15.83	5
Rebounds PG	38.57	12
Scoring Defense	54.61	1
Scoring Margin	+21.52	4
Scoring Offense	76.13	11
Steals	12.00	3
3 Point FG Made	5.04	13
3 Point FG Percentage	.294	15
3 Point Percentage Def.	.309	11
Turnover Margin	+8.57	2

NCAA Rankings (Top-25) • (Feb. 11)

CATEGORY	OLE MISS	RANK
Turnover Margin	8.57	8
Scoring Margin	21.5	11
Offensive Rebounds PG	15.8	12
Turnovers Forced	22.09	13
Scoring Defense	54.6	14
Steals / Game	12.0	15
Assist/Turnover Ratio	1.29	20
Rebound Margin	7.9	21
Free Throw Attempts	20.61	23

GAME-BY-GAME LEAD/DEFICIT

Opponent	Date	Result	Largest Lead	Largest Deficit	Time Led	Time Trailed	Time Tied
vs. USC	Nov. 4	L, 68-66	4 (4Q, 2:49)	15 (3Q, 8:23)	05:01	31:00	03:59
Ark.-Pine Bluff	Nov. 10	W, 85-24	61 (4Q, 1:22)	0 (1Q, 10:00)	39:31	00:00	00:29
at Delaware St.	Nov. 14	W, 80-42	40 (4Q, 2:58)	2 (1Q, 9:33)	37:34	00:46	01:40
Jackson St.	Nov. 18	W, 76-44	35 (4Q, 5:31)	0 (1Q, 10:00)	39:11	00:00	00:49
vs. BC	Nov. 25	W, 92-55	39 (4Q, 2:29)	1 (1Q, 9:28)	38:03	01:25	00:32
vs. UConn	Nov. 27	L, 73-60	0 (1Q, 10:00)	22 (2Q, 0:27)	00:00	39:12	00:48
Alabama St.	Nov. 30	W, 89-24	65 (4Q, 0:24)	0 (1Q, 10:00)	39:37	00:00	00:23
at NC State	Dec. 5	L, 68-61	0 (1Q, 10:00)	22 (3Q, 5:44)	00:00	39:27	00:33
Tennessee St.	Dec. 8	W, 85-38	47 (4Q, 0:46)	0 (1Q, 10:00)	39:00	00:00	01:00
South Alabama	Dec. 15	W, 94-39	55 (4Q, 2:31)	3 (1Q, 5:58)	37:12	01:07	01:41
MVSU	Dec. 21	W, 78-44	36 (4Q, 1:32)	0 (1Q, 10:00)	39:41	00:00	00:19
Alcorn St.	Dec. 30	W, 93-41	54 (4Q, 1:05)	0 (1Q, 10:00)	39:42	00:00	00:18
at Auburn	Jan. 2	W, 85-58	30 (3Q, 2:01)	2 (1Q, 9:18)	36:59	01:19	01:42
at Texas A&M	Jan. 5	L, 60-58	16 (2Q, 0:20)	4 (4Q, 0:52)	34:45	02:50	02:25
Vanderbilt	Jan. 9	W, 87-59	35 (3Q, 3:08)	0 (1Q, 10:00)	39:24	00:00	00:36
Alabama	Jan. 12	L, 84-78	9 (1Q, 5:38)	12 (3Q, 2:16)	14:55	23:07	01:59
Florida	Jan. 16	W, 94-69	31 (4Q, 7:04)	2 (1Q, 8:52)	35:36	01:09	03:15
at Mississippi St.	Jan. 19	W, 71-63	8 (4Q, 1:39)	10 (1Q, 4:35)	17:59	17:24	04:23
Texas	Jan. 26	L, 61-58	8 (3Q, 8:59)	3 (2Q, 6:17)	28:00	06:07	05:53
at Georgia	Jan. 30	W, 63-58	11 (3Q, 4:33)	1 (1Q, 1:27)	37:01	02:07	00:52
at Vanderbilt	Feb. 2	W, 76-61	20 (4Q, 4:45)	1 (1Q, 1:24)	37:30	00:44	01:46
Oklahoma	Feb. 6	L, 66-56	7 (4Q, 7:14)	15 (1Q, 0:01)	07:46	27:41	04:33
Kentucky	Feb. 10	W, 66-57	10 (4Q, 0:44)	8 (3Q, 4:54)	10:23	27:20	02:17
at Arkansas	Feb. 13						
at Tennessee	Feb. 16						
Missouri	Feb. 23						
South Carolina	Feb. 27						
at LSU	March 2						

Program Records Broken During 2024-25

Nonconference Season

- Fewest points allowed - vs. Arkansas Pine Bluff and Alabama State (24 points each)
- Widest margin of victory - vs. Alabama State (+65)
- Best field goal percentage - vs. Alcorn State (63.1%)

ALL-TOURNAMENT REBS

KK Deans and Kennedy Todd-Williams were two of five student-athletes selected to the 2024 Continental Tire Baha Mar Championship All-Tournament team.

Combining for a team-high 32 points over the two games, Deans had a pair of standout performances in her first games back in the Bahamas since her season-ending injury last season in the Battle4Atlantis.

Against UConn, the graduate student boasted 17 points, including 12 in the third quarter to propel the Rebels within five points of the lead after being down 19 at the half. In the matchup versus Boston College, Deans tallied 15 points and was a perfect 6-6 from the charity line.

Todd-Williams tallied 13 points against UConn and had the best shooting night of her Ole Miss career, going 4-4 from beyond the arc, tying a career-high in three-pointers in the process. Versus Boston College, Todd-Williams led the field with a season-high 17 points and five assists.

COMPETING VERSUS THE NATION'S BEST

Despite falling short in its comeback, Ole Miss gave UConn a run for its money, becoming the first team this season to reach the 60-point mark against the Huskies.

Ole Miss forced UConn into its first negative assist-to-turnover ratio of the season and its first in 15 games dating back to the 2023-24 season after committing 18 turnovers to only 15 assists.

DEFENSE GETS DUBS

Against Arkansas Pine-Bluff Ole Miss rejected 12 shots as a team, which is a tie for the third-most in a game in program history, the last time of which came last season against Florida. Christeen Iwuala led the Rebels in that category, blocking a career-high four shots.

Additionally, UAPB failed to get a single player in double-digits, the first time an Ole Miss team has

### SEC ACTIVE CAREER POINTS LEADERS (Feb. 11)

1. 2652 - Aneesah Morrow; LSU; 2021-25
2. 2275 - Georgia Amoores; Kentucky; 2020-25
3. 2210 - Jerkaila Jordan; Mississippi St.; 2021-25
4. 2078 - Jewel Spear; Tennessee; 2020-25
5. 1837 - Izzy Higginbottom; Arkansas; 2021-25
6. 1798 - Terren Ward; Mississippi St.; 2020-25
7. 1728 - Destinee Wells; Tennessee; 2020-25
8. 1727 - Taylor Jones; Texas; 2019-2025
9. 1683 - Skylar Vann; Oklahoma; 2020-25
10. 1675 - Aicha Coulibaly; Texas A&M; 2020-25

### SEC ACTIVE CAREER REBOUNDING LEADERS (Feb. 11)

1. 1598 - Aneesah Morrow; LSU; 2021-25
2. 1002 - Taylor Jones; Texas; 2019-2025
3. **984 - Madison Scott; Ole Miss; 2020-25**
4. 963 - Taylen Collins; Auburn; 2020-25
5. 861 - Skylar Vann; Oklahoma; 2020-25
6. 832 - Terren Ward; Mississippi St.; 2020-25
7. 795 - Jerkaila Jordan; Mississippi St.; 2021-25
8. 780 - Raegan Beers; Oklahoma; 2022-25
9. **763 - Kennedy Todd-Williams; Ole Miss; 2021-25**
10. 720 - Sacha Washington; Vanderbilt; 2021-25

### SEC ACTIVE CAREER ASSIST LEADERS (Feb. 11)

1. 818 - Georgia Amoores; Kentucky; 2020-25
2. 662 - Rori Harmon; Texas; 2021-25
3. 564 - Nevaeh Tot; Oklahoma; 2020-25
4. 491 - Zaay Green; Alabama; 2018-25
5. 488 - Asia Avinger; Georgia; 2021-25
6. 484 - Samara Spencer; Tennessee; 2021-24
7. 477 - Te-Hina Paopao; South Carolina; 2020-25
8. 463 - Destinee Wells; Tennessee; 2020-25
9. **420 - KK Deans; Ole Miss; 2019-25**
10. 387 - Denim DeShields; Mississippi St.; 2022-25

### SEC ACTIVE CAREER BLOCK LEADERS (Feb. 11)

1. 270 - Taylor Jones; Texas; 2019-2025
2. 157 - Aneesah Morrow; LSU; 2021-25
3. 146 - Christabel Ezumah; Alabama; 2020-25
4. 142 - Ashlyn Watkins; South Carolina; 2022-25
5. 137 - DeYona Gaston; Auburn; 2020-25
6. **126 - Madison Scott; Ole Miss; 2020-25**
7. 119 - Leilani Kapinus; Vanderbilt; 2021-25
8. 112 - Essence Cody; Alabama; 2023-25
8. 112 - Angelique Ngalakulondi; Missouri; 2019-25
10. 109 - Jerkaila Jordan; Mississippi St.; 2021-25

done that since the 2022-23 season against Alabama A&M.

### MY OH MADI

The development of Madison Scott since her arrival on campus has been undeniable, as the First Team All-SEC honoree has stepped up her game to become an all around player for the Rebels.

Drilling two three-pointers in the opening game of the season, Scott doubled her career makes from the arc after strengthening her skillset in the offseason. With the ability to play in all five positions on the floor, the fifth-year senior will undoubtedly go down as one of the most touted and versatile student-athletes in Ole Miss history.

### Dictate and Disrupt

The motto of "We Defend" remains the same during the 2024-25 season, as Ole Miss once again reinforced the message against USC.

Holding the Trojans to just one three-pointer off of 11 attempts (.091), Ole Miss forced USC to tally its' lowest three-point percentage since the 2021-22 season when Tameiya Sadler and Colorado held the Trojans to .083 from the arc.

Additionally, Ole Miss forced USC to make 26 turnovers, tallying the most the Trojans have committed since 2022.

### GIVE ME THE NUMBERS

The 2024-25 Ole Miss basketball roster boasts some serious career statistics. Four players have scored over 1,000 points in their collegiate career, including Madison Scott (1631), Kennedy Todd-Williams (1539), KK Deans (1507), and Starr Jacobs (1417).

Collectively, the team possesses 8317 career points, 4097 rebounds, 1671 assists, 1121 steals and 398 blocks.

### BACK FOR MORE

Despite losses of leaders in Marquesha Davis, Snudda Collins and Rita Igbokwe, the Rebels return a strong core of starters in Madison Scott, Kennedy Todd-Williams and KK Deans as well as extra depth coming off the bench with Mariyah Noel, Ayanna Thompson, Kharyssa Richardson and Rhema Collins.

### TRANSFER TO THE 'SIP

Yolett McPhee-McCuin continues to solidify her program as one of the top spots in the nation to develop talent and continue to grow in a new home.

Three student-athletes in Christeen Iwuala, Starr Jacobs, and Tameiya Sadler saw this vision and made their way

to Oxford after hitting the court at a previous school.

### OVERSEAS TO OXFORD

Ole Miss welcome four student-athletes to the program, each with international playing experience, including Sira Thienou and Heloisa Carrera who represented their respective countries in the 2023 FIBA Women's Basketball U19 World Cup in Spain.

Along with the Rebel pair, Jite Gbemutor and Fatumata Djaló join Ole Miss as representatives of Europe.

### BUILD TOWARD THE FUTURE

With aspirations to make the Final Four in Tampa, head coach Yolett McPhee-McCuin has strengthened the Rebel family by naming Empress Davenport, Kayla Gordon, Quentin Hillsman, and Joy Cheek Smith as assistant coaches and elevated video coordinator Jake Whitehead to assistant coach.

All five coaches come to Oxford with NCAA Tournament pedigree at the Power Five level as either a coach or a player and will bolster the Rebel staff.

### RAKING UP THE MILES

The Rebels accumulated a lot of airline miles this season after taking two international trips in November. Following its trip to Paris, France for the Alflac Oui-Play to open the season, Ole Miss broke out the passports once again for the Continental Tire Baha Mar Championship in Nassau, Bahamas.

### 50 YEARS OF OLE MISS WOMEN'S BASKETBALL

Dating back to 1974, Ole Miss is set to honor and celebrate its 50th Anniversary of the program throughout the 2024-25 season.

With over 900 program wins, 20 NCAA Tournament appearances, 11 Sweet 16's and five Elite 8's, 17 First Team All-SEC selections, five All-Americans, and four Women's Basketball Hall of Fame inductees, the breadth of Ole Miss can be felt throughout the game of women's basketball.

As one of 33 teams to make 20 or more NCAA Tournament appearances, the Rebels have proved their longevity on the national stage. Throughout the WNBA and internationally, Rebels have made marks all over the professional ranks with seven WNBA draftees and multiple former players and coaches leading teams across the league.

### JOY!

Every season, head coach Yolett McPhee-McCuin meticulously devises a theme for the team to live by and this year she chose JOY! McPhee-McCuin stated that this word came to her when she was reflecting on last year and how the Rebels faced a lot of hardships.



Throughout these adversities, the Rebels lost a lot of their joy and McPhee-McCuin wants to ensure that it doesn't happen again in 2024-25.

### TOURNEY TEAM

In her seven years at the helm, head coach Yolett McPhee-McCuin has taken the program to new heights, as Ole Miss has found themselves among the best of the best in the conference.

Including the two newest additions to the league, Ole Miss is one of only six teams in the SEC that has advanced to the NCAA Tournament each of the last three years, along with good company in LSU, Oklahoma, South Carolina, Tennessee and Texas.

### MILESTONE WATCH

#### KK DEANS

- 1507 career points - No. 13 of all players who have competed at Ole Miss
- 204 career 3-pointers - No. 3 at Ole Miss

#### STARR JACOBS

- 1417 career points - 37th 1,000 career-point scorer at Ole Miss - ranks No. 25 of all players who have competed at Ole Miss

#### MADISON SCOTT

- 1631 career points - the 29th player to score 1,000 points at Ole Miss - No. 7 in points scored only at Ole Miss - No. 10 of all players who have competed at Ole Miss
- 984 career rebounds - No. 4 at Ole Miss.
- 145 games played - Tied at No. 1 at Ole Miss
- 91 career games in double-digit scoring - No. 5 at Ole Miss.
- 29 career double-doubles - No. 7 at Ole Miss.
- 385 career free-throws made - No. 3 at Ole Miss.
- 126 career blocks - No. 5 at Ole Miss.

#### KENNEDY TODD-WILLIAMS

- 1539 career points - 35th 1,000 career-point scorer at Ole Miss - No. 11 of all players who have competed at Ole Miss

### VALUABLE VETERANS

Among NCAA Division I teams, Ole Miss is one of only two SEC squads, along with Tennessee, that has three players who sit in the top 100 of active career points. Madison Scott sits at No. 61 in the nation, while Kennedy Todd-Williams and KK Deans follow close behind both at No. 88 and No. 96, respectively.

### OFF THE LINE

Three-point defense has been a point of emphasis during the Coach Yo era, with 142 of 203 opponents being held to five made or fewer. In McPhee-McCuin's seven years at Ole Miss, the Rebels on average have forced opponents to shoot below 32% from the three-point arc.

#### 1st Season (2018-19)

172-of-570 (30.2%)

#### 2nd Season (2019-20)

148-of-471 (31.4%)

#### 3rd Season (2020-21)

120-of-408 (29.4%)

#### 4th Season (2021-22)

115-of-394 (29.2%)

#### 5th Season (2022-23)

113-of-447 (25.3%)

#### 6th Season (2023-24)

145-of-460 (31.5%)

#### 7th Season (2024-25)

90-of-291 (30.9%)

## BY THE QUARTER

### TEAM

#### SCORING

##### MOST

33 - 2x, MR 3Q vs. Alcorn State - 12/30/24

##### FEWEST

6 - 2x, MR: 4Q at Texas A&M - 01/05/25

##### FEWEST ALLOWED

2 - 4Q vs. Alabama State - 11/30/24

##### MOST ALLOWED

24 - vs. #15 Oklahoma - 02/06/25

#### FIELD GOALS

##### MADE

13 - 3Q vs. Alcorn State - 12/30/24

##### ATTEMPTS

25 - vs. 3Q, vs. #8 Kentucky - 02/10/25

#### REBOUNDING

##### TOTAL

19 - 4Q vs. MVSU - 12/21/24

## INDIVIDUAL

#### SCORING

15 points - Starr Jacobs - 4Q vs. Alabama - 01/12/25

#### REBOUNDING

6 - 5x - MR: Starr Jacobs - 2Q at Georgia - 01/30/25

#### ASSISTS

5 - Tameiya Sadler - 4Q vs. South Alabama - 12/15/24



## OVERALL STATS

### Game Records

Record	Overall	Home	Away	Neutral
ALL GAMES	16-7	10-3	5-2	1-2
CONFERENCE	7-4	3-3	4-1	0-0
NON-CONFERENCE	9-3	7-0	1-1	1-2

### Score by Periods

Team	1st	2nd	3rd	4th	OT	TOT
Ole Miss	400	433	485	433	0	1751
Opponents	297	297	333	329	0	1256

### Team Box Score

No.	Player	GP-GS			Total		3-Point		F-Throw		Rebounds				PF				PTS	AVG				
		GP	GS	MIN	AVG	FG-FGA	FG%	3FG-3FGA	3FG%	FT-FTA	FT%	OFF	DEF	TOT	AVG	PF	DQ	A			TO	BLK	STL	
24	SCOTT, Madison	23	23	704:35	30.6	120-250	.480	4-14	.286	50-72	.694	35	79	114	5.0	54	2	86	44	23	23	294	12.8	
0	THIENOU, Sira	23	19	593:47	25.8	106-207	.512	22-58	.379	39-56	.696	48	60	108	4.7	60	1	54	28	7	67	273	11.9	
7	JACOBS, Starr	23	23	574:47	25.0	106-182	.582	0-0	.000	54-80	.675	86	73	159	6.9	48	1	25	45	8	44	266	11.6	
3	TODD-WILLIAMS, Kennedy	23	23	700:22	30.5	83-231	.359	24-81	.296	73-89	.820	42	80	122	5.3	41	0	75	34	21	36	263	11.4	
1	DEANS, Kirsten	23	7	446:33	19.4	57-156	.365	33-111	.297	38-42	.905	11	39	50	2.2	33	1	55	37	3	24	185	8.0	
12	IWUALA, Christeen	23	1	332:50	14.5	57-97	.588	0-0	.000	32-60	.533	36	59	95	4.1	33	0	9	27	15	11	146	6.3	
2	SADLER, Tameiya	21	17	535:42	25.5	45-136	.331	19-68	.279	15-17	.882	8	30	38	1.8	49	1	62	29	3	34	124	5.9	
33	RICHARDSON, Kharyssa	19	1	197:38	10.4	25-67	.373	3-13	.231	20-26	.769	9	23	32	1.7	31	0	5	21	6	4	73	3.8	
35	COLLINS, Rhema	12	0	67:07	5.6	12-25	.480	0-0	.000	12-20	.600	15	10	25	2.1	8	0	3	5	6	8	36	3.0	
20	THOMPSON, Ayanna	16	1	200:10	12.5	16-52	.308	8-36	.222	4-7	.571	4	13	17	1.1	8	0	12	7	2	13	44	2.8	
13	NOEL, Mariyah	15	0	127:31	8.5	13-37	.351	3-12	.250	3-3	1.000	9	7	16	1.1	8	0	6	12	8	4	32	2.1	
14	CARRERA, Heloisa	9	0	36:38	4.1	6-10	.600	0-0	.000	1-2	.500	7	1	8	0.9	3	0	4	6	1	3	13	1.4	
11	DJALÓ, Fatu	11	0	61:23	5.6	1-7	.143	0-2	.000	0-0	.000	0	1	1	0.1	3	0	3	5	0	4	2	0.2	
9	GBEMUOTOR, Jite	6	0	10:54	1.8	0-3	.000	0-0	.000	0-0	.000	2	2	4	0.7	0	0	2	1	1	1	0	0.0	
Team												52	46	98							10			
<b>Total</b>		<b>23</b>	<b>4590</b>			<b>647-1460</b>	<b>.443</b>	<b>116-395</b>	<b>.294</b>	<b>341-474</b>	<b>.719</b>	<b>364</b>	<b>523</b>	<b>887</b>	<b>38.6</b>	<b>379</b>	<b>6</b>	<b>401</b>	<b>311</b>	<b>104</b>	<b>276</b>	<b>1751</b>	<b>76.1</b>	
<b>Opponents</b>		<b>23</b>	<b>4600</b>			<b>456-1149</b>	<b>.397</b>	<b>90-291</b>	<b>.309</b>	<b>254-362</b>	<b>.702</b>	<b>208</b>	<b>497</b>	<b>705</b>	<b>30.7</b>	<b>413</b>	<b>7</b>	<b>243</b>	<b>508</b>	<b>91</b>	<b>141</b>	<b>1256</b>	<b>54.6</b>	

### Team Statistics

	UM	OPP
<b>Scoring</b>	<b>1751</b>	<b>1256</b>
Points per game	76.1	54.6
Scoring margin	+21.5	-
<b>Field goals-att</b>	<b>647-1460</b>	<b>456-1149</b>
Field goal pct	.443	.397
<b>3 point fg-att</b>	<b>116-395</b>	<b>90-291</b>
3-point FG pct	.294	.309
3-pt FG made per game	5.0	3.9
<b>Free throws-att</b>	<b>341-474</b>	<b>254-362</b>
Free throw pct	.719	.702
F-Throws made per game	14.8	11.0
<b>Rebounds</b>	<b>887</b>	<b>705</b>
Rebounds per game	38.6	30.7
Rebounding margin	+7.9	-
<b>Assists</b>	<b>401</b>	<b>243</b>
Assists per game	17.4	10.6
<b>Turnovers</b>	<b>311</b>	<b>508</b>
Turnovers per game	13.5	22.1
Turnover margin	+8.6	-
Assist/turnover ratio	1.3	0.5
<b>Steals</b>	<b>276</b>	<b>141</b>
Steals per game	12.0	6.1
<b>Blocks</b>	<b>104</b>	<b>91</b>
Blocks per game	4.5	4.0
<b>Winning streak</b>	<b>1</b>	<b>-</b>
Home win streak	1	-
<b>Attendance</b>	<b>49002</b>	<b>27692</b>
Home games-Avg/Game	13-3769	7-3956
Neutral site-Avg/Game	-	3-1849

### Team Results

Date	Opponent		Score	Att.
11/04/2024	vs Southern California	L	66-68	3472
11/10/2024	Ark.-Pine Bluff	W	85-24	2879
11/14/2024	at Delaware St.	W	80-42	300
11/18/2024	Jackson St.	W	76-44	8653
11/25/2024	vs Boston College	W	92-55	567
11/27/2024	vs UConn	L	60-73	1507
11/30/2024	Alabama St.	W	89-24	2770
12/05/2024	at NC State	L	61-68	5500
12/08/2024	Tennessee St.	W	85-38	2625
12/15/2024	South Alabama	W	94-39	2602
12/21/2024	Mississippi Val.	W	78-44	2356
12/30/2024	Alcorn	W	93-41	2896
01/02/2025	at Auburn	W	85-58	2955
01/05/2025	at Texas A&M	L	58-60	3729
01/09/2025	Vanderbilt	W	87-59	3825
01/12/2025	Alabama	L	78-84	7844
01/16/2025	Florida	W	94-69	2884
01/19/2025	at Mississippi St.	W	71-63	6925
01/26/2025	Texas	L	58-61	4073
01/30/2025	at Georgia	W	63-58	2262
02/02/2025	at Vanderbilt	W	76-61	6021
02/06/2025	Oklahoma	L	56-66	2720
02/10/2025	Kentucky	W	66-57	2875

## OPPONENTS GAME BY GAME COMPARISON

Opponent	Date	Score	L	Total		3-Pointers		Free throws		Rebounds				PF	A	TO	BLK	STL	PTS	AVG
				FG-FGA	PCT	3FG-3FGA	PCT	FT-FTA	PCT	OFF	DEF	TOT	AVG							
vs Southern California	11/04/2024	66-68	L	22-55	.400	1-11	.091	23-29	.793	15	34	49	49.0	15	12	27	10	9	68	68.0
Ark.-Pine Bluff	11/10/2024	85-24	W	9-61	.148	2-22	.091	4-4	1.000	13	18	31	40.0	18	8	22	5	4	24	46.0
at Delaware St.	11/14/2024	80-42	W	17-46	.370	6-10	.600	2-3	.667	8	18	26	35.3	11	7	23	1	4	42	44.7
Jackson St.	11/18/2024	76-44	W	18-51	.353	2-6	.333	6-8	.750	13	20	33	34.8	21	9	29	1	5	44	44.5
vs Boston College	11/25/2024	92-55	W	18-49	.367	2-7	.286	17-19	.895	8	16	24	32.6	19	9	20	4	7	55	46.6
vs UConn	11/27/2024	60-73	L	31-53	.585	3-14	.214	8-11	.727	7	30	37	33.3	14	15	18	5	6	73	51.0
Alabama St.	11/30/2024	89-24	W	8-42	.190	1-15	.067	7-9	.778	9	16	25	32.1	23	5	33	6	7	24	47.1
at NC State	12/05/2024	61-68	L	25-54	.463	8-14	.571	10-20	.500	14	31	45	33.8	13	12	22	5	6	68	49.8
Tennessee St.	12/08/2024	85-38	W	13-55	.236	3-19	.158	9-16	.563	14	20	34	33.8	22	2	22	2	4	38	48.4
South Alabama	12/15/2024	94-39	W	13-41	.317	3-14	.214	10-18	.556	7	18	25	32.9	23	6	30	1	5	39	47.5
Mississippi Val.	12/21/2024	78-44	W	16-47	.340	4-14	.286	8-11	.727	9	16	25	32.2	17	10	24	2	5	44	47.2
Alcorn	12/30/2024	93-41	W	15-43	.349	4-6	.667	7-11	.636	6	11	17	30.9	21	9	19	1	2	41	46.7
at Auburn	01/02/2025	85-58	W	19-39	.487	0-3	.000	20-26	.769	5	17	22	30.2	26	7	29	1	5	58	47.5
at Texas A&M	01/05/2025	58-60	L	22-54	.407	4-16	.250	12-18	.667	12	25	37	30.7	17	7	17	5	6	60	48.4
Vanderbilt	01/09/2025	87-59	W	23-53	.434	4-17	.235	9-14	.643	7	19	26	30.4	13	16	23	1	9	59	49.1
Alabama	01/12/2025	78-84	L	28-50	.560	12-19	.632	16-27	.593	5	21	26	30.1	14	15	12	4	6	84	51.3
Florida	01/16/2025	94-69	W	23-46	.500	7-13	.538	16-25	.640	9	18	27	29.9	21	18	29	4	6	69	52.4
at Mississippi St.	01/19/2025	71-63	W	25-53	.472	6-16	.375	7-9	.778	11	24	35	30.2	14	10	23	3	8	63	52.9
Texas	01/26/2025	58-61	L	22-56	.393	1-11	.091	16-22	.727	13	28	41	30.8	19	17	13	7	4	61	53.4
at Georgia	01/30/2025	63-58	W	19-44	.432	4-7	.571	16-21	.762	2	20	22	30.4	24	10	16	3	9	58	53.6
at Vanderbilt	02/02/2025	76-61	W	23-49	.469	2-9	.222	13-16	.813	7	16	23	30.0	15	8	18	2	9	61	54.0
Oklahoma	02/06/2025	56-66	L	22-52	.423	7-14	.500	15-21	.714	10	32	42	30.5	19	17	26	4	10	66	54.5
Kentucky	02/10/2025	66-57	W	25-56	.446	4-14	.286	3-4	.750	4	29	33	30.7	14	14	13	14	5	57	54.6
<b>Total</b>		<b>1256</b>		<b>456-1149</b>	<b>.397</b>	<b>90-291</b>	<b>.309</b>	<b>254-362</b>	<b>.702</b>	<b>208</b>	<b>497</b>	<b>705</b>	<b>30.7</b>	<b>413</b>	<b>243</b>	<b>508</b>	<b>91</b>	<b>141</b>	<b>1256</b>	<b>54.6</b>
Ole Miss		1751		647-1460	.443	116-395	.294	341-474	.719	364	523	887	38.6	379	401	311	104	276	1751	76.1

### Opponents Averages

Games Played	Points/game	FG Pct	3FG Pct	FT Pct	Rebounds/game	Assists/game	Turnovers/game	Assist/Turnover ratio	Steals/game	Blocks/game
23	54.6	39.7	30.9	70.2	30.7	10.6	22.1	0.5	6.1	4.0

## OLE MISS GAME-BY-GAME

Opponent	Date	Score	L	Total		3-Pointers		Free throws		Rebounds				PF	A	TO	BLK	STL	PTS	AVG
				FG-FGA	PCT	3FG-3FGA	PCT	FT-FTA	PCT	OFF	DEF	TOT	AVG							
vs Southern California	11/04/2024	66-68	L	22-76	.289	7-24	.292	15-21	.714	20	23	43	43.0	26	15	16	3	15	66	66.0
Ark.-Pine Bluff	11/10/2024	85-24	W	30-69	.435	9-23	.391	16-19	.842	21	38	59	51.0	13	18	14	12	7	85	75.5
at Delaware St.	11/14/2024	80-42	W	33-68	.485	8-21	.381	6-13	.462	19	22	41	47.7	8	21	6	5	10	80	77.0
Jackson St.	11/18/2024	76-44	W	26-60	.433	4-14	.286	20-33	.606	19	21	40	45.8	12	19	17	7	20	76	76.8
vs Boston College	11/25/2024	92-55	W	38-74	.514	4-17	.235	12-20	.600	23	22	45	45.6	16	14	13	6	10	92	79.8
vs UConn	11/27/2024	60-73	L	22-68	.324	8-25	.320	8-12	.667	16	14	30	43.0	14	10	11	2	10	60	76.5
Alabama St.	11/30/2024	89-24	W	35-64	.547	4-19	.211	15-24	.625	18	25	43	43.0	13	26	15	10	20	89	78.3
at NC State	12/05/2024	61-68	L	23-63	.365	3-17	.176	12-18	.667	13	22	35	42.0	20	4	14	5	14	61	76.1
Tennessee St.	12/08/2024	85-38	W	29-63	.460	7-17	.412	20-27	.741	17	30	47	42.6	17	18	11	6	14	85	77.1
South Alabama	12/15/2024	94-39	W	34-63	.540	4-16	.250	22-28	.786	13	24	37	42.0	20	24	11	6	15	94	78.8
Mississippi Val.	12/21/2024	78-44	W	29-66	.439	5-20	.250	15-21	.714	24	22	46	42.4	12	21	17	7	9	78	78.7
Alcorn	12/30/2024	93-41	W	37-55	.673	3-11	.273	16-25	.640	9	24	33	41.6	12	28	5	5	11	93	79.9
at Auburn	01/02/2025	85-58	W	28-51	.549	7-15	.467	22-30	.733	8	16	24	40.2	26	15	18	3	18	85	80.3
at Texas A&M	01/05/2025	58-60	L	19-53	.358	4-12	.333	16-22	.727	12	20	32	39.6	14	8	14	1	9	58	78.7
Vanderbilt	01/09/2025	87-59	W	33-63	.524	9-22	.409	12-13	.923	11	25	36	39.4	17	26	18	3	6	87	79.3
Alabama	01/12/2025	78-84	L	29-68	.426	7-21	.333	13-14	.929	18	24	42	39.6	23	18	13	4	6	78	79.2
Florida	01/16/2025	94-69	W	35-66	.530	7-17	.412	17-19	.895	14	18	32	39.1	21	25	15	2	19	94	80.1
at Mississippi St.	01/19/2025	71-63	W	29-63	.460	2-13	.154	11-15	.733	12	17	29	38.6	12	18	14	2	16	71	79.6
Texas	01/26/2025	58-61	L	20-56	.357	4-14	.286	14-17	.824	8	23	31	38.2	22	11	9	3	8	58	78.4
at Georgia	01/30/2025	63-58	W	17-52	.327	6-19	.316	23-28	.821	15	25	40	38.3	16	16	15	0	4	63	77.7
at Vanderbilt	02/02/2025	76-61	W	32-59	.542	2-12	.167	10-14	.714	13	19	32	38.0	15	15	14	5	11	76	77.6
Oklahoma	02/06/2025	56-66	L	22-63	.349	0-12	.000	12-20	.600	14	22	36	37.9	21	17	22	4	15	56	76.6
Kentucky	02/10/2025	66-57	W	25-77	.325	2-14	.143	14-21	.667	27	27	54	38.6	9	14	9	3	9	66	76.1
<b>Total</b>		<b>1751</b>		<b>647-1460</b>	<b>.443</b>	<b>116-395</b>	<b>.294</b>	<b>341-474</b>	<b>.719</b>	<b>364</b>	<b>523</b>	<b>887</b>	<b>38.6</b>	<b>379</b>	<b>401</b>	<b>311</b>	<b>104</b>	<b>276</b>	<b>1751</b>	<b>76.1</b>
Opponents		1256		456-1149	.397	90-291	.309	254-362	.702	208	497	705	30.7	413	243	508	91	141	1256	54.6

### Ole Miss Averages

Games Played	Points/game	FG Pct	3FG Pct	FT Pct	Rebounds/game	Assists/game	Turnovers/game	Assist/Turnover ratio	Steals/game	Blocks/game
23	76.1	44.3	29.4	71.9	38.6	17.4	13.5	1.3	12.0	4.5



## NEUTRAL SITE STATS

## Game Records

Record	Overall	Home	Away	Neutral
ALL GAMES	1-2	0-0	0-0	1-2
CONFERENCE	0-0	0-0	0-0	0-0
NON-CONFERENCE	1-2	0-0	0-0	1-2

## Score by Periods

Team	1st	2nd	3rd	4th	OT	TOT
Ole Miss	44	41	72	61	0	218
Opponents	42	55	49	50	0	196

## Team Box Score

No.	Player				Total		3-Point		F-Throw		Rebounds											
		GP-GS	MIN	AVG	FG-FGA	FG%	3FG-3FGA	3FG%	FT-FTA	FT%	OFF	DEF	TOT	AVG	PF	DQ	A	TO	BLK	STL	PTS	AVG
1	DEANS, Kirsten	3-3	82:19	27.4	16-43	.372	8-27	.296	11-11	1.000	2	4	6	2.0	11	1	5	7	1	3	51	17.0
3	TODD-WILLIAMS, Kennedy	3-3	95:53	32.0	14-43	.326	4-11	.364	6-9	.667	4	10	14	4.7	6	0	8	4	1	2	38	12.7
7	JACOBS, Starr	3-3	67:42	22.6	12-19	.632	0-0	.000	6-10	.600	15	7	22	7.3	10	0	0	9	0	7	30	10.0
24	SCOTT, Madison	3-3	90:57	30.3	13-39	.333	2-5	.400	1-7	.143	4	11	15	5.0	7	0	11	2	3	5	29	9.7
0	THIENOU, Sira	3-2	67:01	22.3	10-29	.345	2-10	.200	2-2	1.000	11	5	16	5.3	5	0	4	2	0	7	24	8.0
2	SADLER, Tameiya	3-1	65:29	21.8	5-15	.333	2-6	.333	4-4	1.000	2	3	5	1.7	7	0	6	4	1	5	16	5.3
12	IWUALA, Christeen	3-0	48:15	16.1	6-11	.545	0-0	.000	1-2	.500	6	8	14	4.7	3	0	1	5	3	3	13	4.3
20	THOMPSON, Ayanna	3-0	39:37	13.2	4-11	.364	1-6	.167	1-2	.500	1	0	1	0.3	1	0	2	1	0	1	10	3.3
35	COLLINS, Rhema	3-0	14:22	4.8	2-4	.500	0-0	.000	3-6	.500	4	2	6	2.0	1	0	2	0	1	1	7	2.3
33	RICHARDSON, Kharyssa	2-0	10:17	5.1	0-3	.000	0-1	.000	0-0	.000	0	0	0	0.0	4	0	0	3	1	0	0	0.0
13	NOEL, Mariyah	2-0	03:21	1.7	0-0	.000	0-0	.000	0-0	.000	0	0	0	0.0	1	0	0	0	0	0	0	0.0
9	GBEMUOTOR, Jite	1-0	01:21	1.4	0-0	.000	0-0	.000	0-0	.000	1	0	1	1.0	0	0	0	0	0	0	0	0.0
11	DJALÓ, Fatu	1-0	02:06	2.1	0-1	.000	0-0	.000	0-0	.000	0	0	0	0.0	0	0	0	1	0	1	0	0.0
14	CARRERA, Heloisa	1-0	01:21	1.4	0-0	.000	0-0	.000	0-0	.000	0	0	0	0.0	0	0	0	0	0	0	0	0.0
Team											9	9	18					2				
<b>Total</b>		<b>3</b>	<b>590</b>		<b>82-218</b>	<b>.376</b>	<b>19-66</b>	<b>.288</b>	<b>35-53</b>	<b>.660</b>	<b>59</b>	<b>59</b>	<b>118</b>	<b>39.3</b>	<b>56</b>	<b>1</b>	<b>39</b>	<b>40</b>	<b>11</b>	<b>35</b>	<b>218</b>	<b>72.7</b>
<b>Opponents</b>		<b>3</b>	<b>600</b>		<b>71-157</b>	<b>.452</b>	<b>6-32</b>	<b>.188</b>	<b>48-59</b>	<b>.814</b>	<b>30</b>	<b>80</b>	<b>110</b>	<b>36.7</b>	<b>48</b>	<b>0</b>	<b>36</b>	<b>65</b>	<b>19</b>	<b>22</b>	<b>196</b>	<b>65.3</b>







## SEASON/CAREER STATS

### Summary

Player	Season Statistics										Career Statistics									
	GP-GS	MIN/G	FG%	3FG%	FT%	R/G	A/G	STL	BLK	PTS/G	GP-GS	MIN/G	FG%	3FG%	FT%	R/G	A/G	STL	BLK	PTS/G
CARRERA, Heloisa	9-0	4.1	.600	.000	.500	0.9	0.4	3	1	1.4	9-0	4.1	.600	.000	.500	0.9	0.4	3	1	1.4
COLLINS, Rhema	12-0	5.6	.480	.000	.600	2.1	0.3	8	6	3.0	23-0	5.3	.412	1.000	.621	1.8	0.3	9	8	2.0
DEANS, Kirsten	23-7	19.4	.365	.297	.905	2.2	2.4	24	3	8.0	137-88	26.0	.395	.350	.831	3.2	3.1	182	17	11.0
DJALÓ, Fatu	11-0	5.6	.143	.000	.000	0.1	0.3	4	0	0.2	11-0	5.6	.143	.000	.000	0.1	0.3	4	0	0.2
GBEMUOTOR, Jite	6-0	1.8	.000	.000	.000	0.7	0.3	1	1	0.0	6-0	1.8	.000	.000	.000	0.7	0.3	1	1	0.0
IWUALA, Christeen	23-1	14.5	.588	.000	.533	4.1	0.4	11	15	6.3	91-3	12.6	.512	.000	.557	3.5	0.5	38	29	4.1
JACOBS, Starr	23-23	25.0	.582	.000	.675	6.9	1.1	44	8	11.6	82-81	30.3	.531	.000	.678	7.5	2.0	201	40	17.3
NOEL, Mariyah	15-0	8.5	.351	.250	1.000	1.1	0.4	4	8	2.1	35-0	8.0	.379	.250	.692	1.1	0.4	8	12	1.8
RICHARDSON, Kharyssa	19-1	10.4	.373	.231	.769	1.7	0.3	4	6	3.8	80-34	16.5	.426	.297	.740	3.3	0.3	47	46	5.8
SADLER, Tameiya	21-17	25.5	.331	.279	.882	1.8	3.0	34	3	5.9	133-53	20.5	.382	.317	.746	2.4	1.8	196	29	6.0
SCOTT, Madison	23-23	30.6	.480	.286	.694	5.0	3.7	23	23	12.8	145-140	28.5	.498	.240	.679	6.8	2.3	149	126	11.2
THIENOU, Sira	23-19	25.8	.512	.379	.696	4.7	2.3	67	7	11.9	23-19	25.8	.512	.379	.696	4.7	2.3	67	7	11.9
THOMPSON, Ayanna	16-1	12.5	.308	.222	.571	1.1	0.8	13	2	2.8	75-2	11.0	.328	.276	.769	1.1	0.4	27	6	2.3
TODD-WILLIAMS, Kennedy	23-23	30.5	.359	.296	.820	5.3	3.3	36	21	11.4	145-118	28.5	.389	.301	.775	5.3	2.1	186	72	10.6

### Scoring

Player	Season Statistics								Career Statistics							
	FG-FGA	FG%	3FG-3FGA	3FG%	FT-FTA	FT%	PTS	PTS/G	FG-FGA	FG%	3FG-3FGA	3FG%	FT-FTA	FT%	PTS	PTS/G
CARRERA, Heloisa	6-10	.600	0-0	.000	1-2	.500	13	1.4	6-10	.600	0-0	.000	1-2	.500	13	1.4
COLLINS, Rhema	12-25	.480	0-0	.000	12-20	.600	36	3.0	14-34	.412	1-1	1.000	18-29	.621	47	2.0
DEANS, Kirsten	57-156	.365	33-111	.297	38-42	.905	185	8.0	487-1233	.395	204-583	.350	329-396	.831	1507	11.0
DJALÓ, Fatu	1-7	.143	0-2	.000	0-0	.000	2	0.2	1-7	.143	0-2	.000	0-0	.000	2	0.2
GBEMUOTOR, Jite	0-3	.000	0-0	.000	0-0	.000	0	0.0	0-3	.000	0-0	.000	0-0	.000	0	0.0
IWUALA, Christeen	57-97	.588	0-0	.000	32-60	.533	146	6.3	151-295	.512	0-0	.000	68-122	.557	370	4.1
JACOBS, Starr	106-182	.582	0-0	.000	54-80	.675	266	11.6	539-1015	.531	0-2	.000	339-500	.678	1417	17.3
NOEL, Mariyah	13-37	.351	3-12	.250	3-3	1.000	32	2.1	25-66	.379	5-20	.250	9-13	.692	64	1.8
RICHARDSON, Kharyssa	25-67	.373	3-13	.231	20-26	.769	73	3.8	174-408	.426	11-37	.297	108-146	.740	467	5.8
SADLER, Tameiya	45-136	.331	19-68	.279	15-17	.882	124	5.9	298-780	.382	73-230	.317	129-173	.746	798	6.0
SCOTT, Madison	120-250	.480	4-14	.286	50-72	.694	294	12.8	620-1245	.498	6-25	.240	385-567	.679	1631	11.2
THIENOU, Sira	106-207	.512	22-58	.379	39-56	.696	273	11.9	106-207	.512	22-58	.379	39-56	.696	273	11.9
THOMPSON, Ayanna	16-52	.308	8-36	.222	4-7	.571	44	2.8	63-192	.328	27-98	.276	20-26	.769	173	2.3
TODD-WILLIAMS, Kennedy	83-231	.359	24-81	.296	73-89	.820	263	11.4	529-1359	.389	134-445	.301	347-448	.775	1539	10.6

### Totals

Player	Season Statistics									Career Statistics								
	O-REB	D-REB	TOTAL	PF	FO	A	TO	A/TO		O-REB	D-REB	TOTAL	PF	FO	A	TO	A/TO	
CARRERA, Heloisa	7	1	8	3	0	4	6	0.7		7	1	8	3	0	4	6	0.7	
COLLINS, Rhema	15	10	25	8	0	3	5	0.6		22	19	41	15	0	6	9	0.7	
DEANS, Kirsten	11	39	50	33	1	55	37	1.5		78	364	442	332	7	420	337	1.2	
DJALÓ, Fatu	0	1	1	3	0	3	5	0.6		0	1	1	3	0	3	5	0.6	
GBEMUOTOR, Jite	2	2	4	0	0	2	1	2.0		2	2	4	0	0	2	1	2.0	
IWUALA, Christeen	36	59	95	33	0	9	27	0.3		133	181	314	149	2	49	95	0.5	
JACOBS, Starr	86	73	159	48	1	25	45	0.6		238	380	618	198	4	168	233	0.7	
NOEL, Mariyah	9	7	16	8	0	6	12	0.5		17	20	37	22	1	15	24	0.6	
RICHARDSON, Kharyssa	9	23	32	31	0	5	21	0.2		89	175	264	153	0	27	108	0.3	
SADLER, Tameiya	8	30	38	49	1	62	29	2.1		89	229	318	221	1	244	170	1.4	
SCOTT, Madison	35	79	114	54	2	86	44	2.0		344	640	984	340	6	338	292	1.2	
THIENOU, Sira	48	60	108	60	1	54	28	1.9		48	60	108	60	1	54	28	1.9	
THOMPSON, Ayanna	4	13	17	8	0	12	7	1.7		34	51	85	88	0	31	51	0.6	
TODD-WILLIAMS, Kennedy	42	80	122	41	0	75	34	2.2		256	507	763	301	3	309	265	1.2	

## THE LAST TIME

### AN OLE MISS TEAM...

Scored 100+ points at home . . . . . 104, vs. Alcorn State (Dec. 8, 2020)  
 Scored 100+ points on the road . . . . . 110, vs. Delaware State (Nov. 18, 2017, Neutral)  
 Scored 100+ points and lost . . . . . Never Happened  
 Scored 110+ points . . . . . 110, vs. Delaware State (Nov. 18, 2017, Neutral)  
 Won an overtime game . . . . . 75-71 (OT) vs. Mississippi State (Feb. 18, 2024)  
 Lost an overtime game . . . . . 77-76, at Auburn (Jan. 22, 2023)  
 Won a double overtime game . . . . . 78-75, vs. Florida (Jan. 7, 2018)  
 Lost a double overtime game . . . . . 64-57, at Hawai'i (Nov. 27, 2010)  
 Played a triple overtime game . . . . . W, 102-101 (3OT) at LSU (Feb. 7, 2010)  
 Played a four-overtime game . . . . . L, 81-86 vs. Arkansas State (Dec. 7, 2001)  
 Won an NCAA Tournament game . . . . . 67-55 vs. #10 Marquette (Mar. 23, 2024)  
 Won a WNIT game . . . . . 60-50, vs. UNI (Mar. 26, 2021)  
 Won an SEC Tournament game . . . . . 84-74, vs. Florida (March 8, 2024)  
 Made 40+ field goals . . . . . 40, vs. Alcorn State (Dec. 8, 2020)  
 Made 50+ field goals . . . . . 51, vs. Missouri-St. Louis (Jan. 10, 1983)  
 Made 10+ three-point field goals . . . . . 12, at Tennessee (Feb. 27, 2020)  
**Had 20+ rebound margin. . . . . 21, vs. #8 Kentucky (Feb. 10, 2025)**  
**Had 25+ rebound margin. . . . . 28, vs. Arkansas-Pine Bluff (Nov. 10, 2024)**  
 Had 30+ rebound margin . . . . . 30, vs. Arkansas (March 3, 2024)  
**Had 50+ rebounds. . . . . 54, vs. #8 Kentucky (Feb. 10, 2025)**  
 Had 60+ rebounds . . . . . 62, vs. Savannah State (Dec. 8, 2018)  
 Had 70+ rebounds . . . . . 70, vs. Mississippi University for Women (Jan. 26, 1979)  
 Had three players with 10+ rebounds . . . . . Robertson (10), Lewis (10), Thomas (10) at Sam Houston State (Nov. 17, 2009)  
**Attempted 30+ free throws . . . . . 30, at Auburn (Jan. 2, 2025)**  
 Attempted 35+ free throws . . . . . 38, vs. Florida (March 8, 2024)  
 Attempted 40+ free throws . . . . . 42, vs. Jackson State (Dec. 15, 2020)  
 Attempted 45+ free throws . . . . . 46, at Rice (Nov. 17, 2006)  
 Attempted 50+ free throws . . . . . 50, vs. Mississippi University for Women (Jan. 24, 1976)  
 Made 25+ free throws . . . . . 27, vs. Florida (March 8, 2024)  
 Made 30+ free throws . . . . . 34, at UAB (Nov. 12, 2006)  
 Made 35+ free throws . . . . . 36, vs. Mississippi University for Women (Jan. 24, 1976)  
**Had 25+ assists . . . . . 25, vs. Florida (Jan. 16, 2025)**  
 Had 30+ assists . . . . . 31, vs. Winston-Salem State (Dec. 20, 2009)  
 Had 35+ assists . . . . . 35, vs. Mississippi State (Feb. 16, 1985)  
 Had 25+ turnovers . . . . . 25, at Florida (Feb. 15, 2024)  
 Had 35+ turnovers . . . . . 36, at No. 6 Kentucky (Feb. 2, 2012)  
**Forced 25+ turnovers . . . . . 26, vs. #15 Oklahoma (Feb. 6, 2025)**  
**Forced 30+ turnovers . . . . . 30, vs. South Alabama (Dec. 15, 2024)**  
 Forced 35+ turnovers . . . . . 40, vs. Mississippi Valley State (Dec. 28, 2016)  
 Forced 45+ turnovers . . . . . 46, vs. Mississippi Valley State (Nov. 16, 2014)  
**Had 15+ steals . . . . . 15, vs. #15 Oklahoma (Feb. 6, 2025)**  
**Had 20+ steals . . . . . 20, vs. Alabama State (Nov. 30, 2024)**  
 Had 25+ steals . . . . . 25, vs. Alabama (Mar. 1, 2007)  
**Blocked 5+ shots. . . . . 5, at #23 Vanderbilt (Feb. 2, 2025)**  
**Blocked 10+ shots. . . . . 10, vs. Alabama State (Nov. 30, 2024)**  
 Scored 50 points or less . . . . . 50, vs. Belmont (Nov. 11, 2021)  
 Scored 40 points or less . . . . . 40, at #1 South Carolina (Jan. 27, 2022)  
 Scored 50 or fewer and won . . . . . 48-43, vs. Florida (Feb. 28, 2018)  
**Beat a ranked team . . . . . 66-57, vs. #8 Kentucky (Feb. 10, 2025)**  
**Beat a ranked team on the road . . . . . 76-61, at #23 Vanderbilt (Feb. 2, 2025)**  
**Kept every player on a team out of double figures . . . . . vs. Alabama State (Nov. 30, 2024)**  
**Had all five starters score in double figures . . . . . vs. Vanderbilt (Jan. 9, 2025)**  
**Had five+ players score in double figures . . . . . 5, vs. Vanderbilt (Jan. 9, 2025)**  
 Had no players score in double figures . . . . . vs. #6 Tennessee (Feb. 12, 2015)  
 Overcame a 10-point+ halftime deficit to win . . . . . 19, at Arkansas (Jan. 29, 2023)  
 Overcame a 15-point+ halftime deficit to win . . . . . 19, at Arkansas (Jan. 29, 2023)

### AN OLE MISS PLAYER...

Scored 20+ points . . . . . 22, Madison Scott vs. #8 Kentucky (Feb. 10, 2025)  
 Scored 30+ points . . . . . 30, Madison Scott at Mississippi State (Jan. 19, 2025)  
 Scored 40+ points . . . . . 42, Bianca Thomas vs. LSU (Jan. 17, 2010)  
 Attempted 15+ field goals . . . . . 22, Madison Scott vs. #8 Kentucky (Feb. 10, 2025)  
 Attempted 20+ field goals . . . . . 22, Madison Scott vs. #8 Kentucky (Feb. 10, 2025)  
 Attempted 25+ field goals . . . . . 25, Shakira Austin vs. Rice (Mar. 28, 2021)  
**Recorded a double-double. . . . . Starr Jacobs, 24 points & 10 rebounds at #23 Vanderbilt (Feb. 2, 2025)**  
 Recorded a triple-double . . . . . Kayla Melson, 11 pts., 11 rbs. & 11 ast. vs. SE La. (Nov. 13, 2009)  
 Had 10+ assists . . . . . 10, Mimi Reid, vs. LSU (Jan. 4, 2021)  
 Had 15+ assists . . . . . 15, Kim Bullard vs. Middle Tennessee (Dec. 21, 1985)  
 Had 5+ blocks . . . . . 5, Rita Igbokwe, at Alabama (Jan. 4, 2024)  
 Had 8+ blocks . . . . . 8, Rita Igbokwe at Arkansas-Pine Bluff (Dec. 21, 2023)  
 Had 10+ blocks . . . . . 10, Promise Taylor at #14 Texas A&M (Feb. 8, 2018)  
 Had 5+ steals . . . . . 5, Starr Jacobs vs. #15 Oklahoma (Feb. 6, 2025)

**Had 8+ steals . . . . . 9, Sira Thienou at Mississippi State (Jan. 19, 2025)**  
 Had 10+ steals . . . . . 12, Armintie Price vs. Illinois (Dec. 2, 2006)  
 Had 15+ rebounds . . . . . 15, Madison Scott vs. Florida (March 8, 2024)  
 Had 20+ rebounds . . . . . 20, Armintie Price at Mississippi State (Jan. 26, 2006)  
**Made 10+ field goals. . . . . 12, Starr Jacobs at #23 Vanderbilt (Feb. 2, 2025)**  
 Made 15+ field goals . . . . . 17, Jennifer Gillom vs. Memphis (Dec. 10, 1985)  
**Made 10+ free throws . . . . . 11, Kennedy Todd-Williams at Auburn (Jan. 2, 2025)**  
 Made 15+ free throws . . . . . 15, Tia Faleru at Kentucky (Feb. 13, 2014)  
**Attempted 10+ free throws . . . . . 11, Kennedy Todd-Williams at Auburn (Jan. 2, 2025)**  
 Attempted 15+ free throws . . . . . 17, Marquesha Davis vs. Florida (March 8, 2024)  
 Attempted 20+ free throws . . . . . 23, Tia Faleru at Kentucky (Feb. 13, 2014)  
 Made 25 straight free throws . . . . . 47, Crystal Allen, 2018-19 season  
 Made 45 straight free throws . . . . . 47, Crystal Allen, 2018-19 season  
**Made 5+ three-pointers . . . . . 5, Sira Thienou vs. Florida (Jan. 16, 2025)**  
 Made 8+ three-pointers . . . . . 9, Crystal Allen vs. North Florida (Dec. 28, 2018)  
 Made 10+ three-pointers . . . . . 10, Torri Lewis vs. New Orleans (Dec. 14, 2015)  
**Attempted 10+ three-pointers . . . . . 12, KK Deans vs. #3 Southern California (Nov. 4, 2024, Neutral)**  
 Attempted 15+ three-pointers . . . . . 16, Crystal Allen at Vanderbilt (Jan. 24, 2019)  
 Had 10+ offensive rebounds . . . . . 11, Tia Faleru vs. Southern (Nov. 20, 2014)  
**Had 10+ defensive rebounds . . . . . 10, Kharyssa Richardson vs. Arkansas-Pine Bluff (November 10, 2024)**  
 Had 20+ points and 20+ rebounds . . . . . Armintie Price, 22 points & 20 rebounds at Miss. State (Jan. 26, 2006)  
 Had a double-double in two straight games . . . . . Madison Scott vs. Arkansas (March 3, 2024), vs. Florida (March 8, 2024)  
 Had a double-double in three straight games . . . . . Madison Scott vs. Jacksonville, (Dec. 14, 2022), vs. McNeese State (Dec. 17, 2022), at Temple (Dec. 21, 2022)  
 Had a double-double in four straight games . . . . . Shakira Austin vs. #5 Texas A&M (Feb. 21, 2021), at #18 Arkansas (Feb. 19, 2021)  
 . . . . . at Alabama (Feb. 11, 2021), and vs. #14 Kentucky (Feb. 4, 2021)  
 Had a double-double in five straight games . . . . . Shakira Austin vs. #5 Texas A&M (Feb. 21, 2021), at #18 Arkansas (Feb. 19, 2021)  
 . . . . . at Alabama (Feb. 11, 2021), vs. #14 Kentucky (Feb. 4, 2021), and at LSU (Jan. 31, 2021)  
 Had a double-double in seven straight games . . . . . Armintie Price, Jan. 14-Feb. 8, 2007  
 Had 10+ double-doubles in a season . . . . . 11, Madison Scott 2022-23 Season  
**Shot 100% from the floor (min. 5) . . . . . Christeen Iwuala (5-of-5) vs. #18 Alabama (Jan. 12, 2025)**  
**Played 40 minutes . . . . . Madison Scott vs. #7 Texas vs. #23 Tennessee (Jan. 26, 2025)**  
 Played more than 40 minutes . . . . . Multiple players vs. Mississippi State (Feb. 18, 2024)  
 Fouled out . . . . . Sira Thienou vs. #15 Oklahoma (Feb. 6, 2025)

### AN OLE MISS OPPONENT...

Scored 100+ points . . . . . 108, (Feb. 16, 2020 vs. #23 Arkansas)  
 Scored 100+ points in Oxford . . . . . 108, (Feb. 16, 2020 vs. #23 Arkansas)  
 Made 40+ field goals . . . . . 42, (Jan. 16, 2003 at Georgia)  
**Made 10+ three-pointers . . . . . 12, (Jan. 12, 2025 vs. #18 Alabama)**  
 Had 50+ rebounds . . . . . 50, (Feb. 7, 2022 vs. #14 LSU)  
 Had 60+ rebounds . . . . . 62, (Jan. 10, 2016 vs. Florida)  
 Had 20+ rebounding margin . . . . . 23, (Jan. 30, 2020, vs. #1 South Carolina)  
 Had 25+ rebounding margin . . . . . 33, (Jan. 9, 2020 vs. #23 Tennessee)  
 Attempted 35+ free throws . . . . . 36 (Nov. 29, 2023 vs. #22 Louisville)  
 Made 30+ free throws . . . . . 42, (Feb. 4, 2024 at #1 South Carolina)  
**Had 25+ turnovers . . . . . 26 (Feb. 6, 2025 vs. #15 Oklahoma)**  
 Had 20+ steals . . . . . 22, (Jan. 29, 2015 at LSU)  
 Had 30+ assists . . . . . 33, (Jan. 16, 2003 at Georgia)  
 Scored 50 points or less . . . . . 41, (Dec. 30, 2024 vs. Alcorn State)  
 Scored 40 points or less . . . . . 39, (Dec. 15, 2024 vs. South Alabama)

### AN OLE MISS OPPONENT'S PLAYER...

Scored 20+ points . . . . . 24, Khamil Pierre at #23 Vanderbilt (Feb. 2, 2025)  
 Scored 30+ points . . . . . 32, Aaliyah Nye vs. #18 Alabama (Jan. 12, 2025)  
 Scored 40+ points . . . . . 43, Nina Davis (Dec. 7, 2014 vs Baylor)  
 Attempted 15+ field goals . . . . . 18, Payton Verhulst vs. #15 Oklahoma (Feb. 6, 2025)  
 Attempted 25+ field goals . . . . . 25, Leilani Corraera vs. Florida (Jan. 25, 2024)  
**Made 10+ field goals . . . . . 11, Khamil Pierre at #23 Vanderbilt (Feb. 2, 2025)**  
 Made 8+ three-pointers . . . . . 8, Chelsie Wiley (Dec. 20, 2008 at UCF)  
**Made 10+ free throws . . . . . 10, Taylor Jones vs. #7 Texas (Jan. 26, 2025)**  
 Had 15+ rebounds . . . . . 17, Angel Reese vs. LSU (March 9, 2024)  
 Had 20+ rebounds . . . . . 20, Angel Reese at #5 LSU (Feb. 16, 2023)  
 Had 10+ assists . . . . . 10, Khayla Pointer vs. #14 LSU (Feb. 7, 2022)  
 Had 8+ steals . . . . . 8, Maurita Reid (Dec. 15, 2007 at Miami)  
**Had 5+ blocks . . . . . 5, Julu Watkins vs. #3 Southern California (Nov. 4, 2024, Neutral)**  
**Had a double-double . . . . . Two Players vs. #8 Kentucky (Feb. 10, 2025)**  
 Had a triple-double . . . . . Khayla Pointer, 16 points, 11 rebounds, 10 assists  
 . . . . . (Feb. 7, 2022, vs. #14 LSU)

### GAME HIGHS/LOWS

#### OLE MISS SEASON HIGHS

Category	Stat	Game
Points	94	2x, MR: vs. Florida (01-16-25)
Field Goals Made	38	vs. Boston College (11-25-24)
Field Goal Attempts	77	vs. #8 Kentucky (02-10-25)
Field Goal Percentage	.673 (37-55)	vs. Alcorn State (12-30-24)
3 Pt Field Goals Made	9	2x, MR: vs. Vanderbilt (01-09-25)
3 Pt Fg Attempts	25	vs. #2 UConn (11-27-24)
3 Pt Fg Percentage	.467 (7-15)	at Auburn (01-02-25)
Free Throws Made	23	at Georgia (01-30-25)
Free Throw Attempts	33	vs. Jackson State (11-18-24)
Free Throw Percentage	.929 (13-14)	vs. #18 Alabama (01-12-25)
Rebounds	59	vs. Arkansas-Pine Bluff (11-10-24)
Assists	28	vs. Alcorn State (12-30-24)
Steals	20	2x, MR: vs. Alabama State (11-30-24)
Blocked Shots	12	vs. Arkansas-Pine Bluff (11-10-24)
Turnovers	22	vs. #15 Oklahoma (02-06-25)
Fouls	26	2x, MR: at Auburn (01-02-25)

#### OLE MISS SEASON LOWS

Category	Stat	Game
Points	56	vs. #15 Oklahoma (02-06-25)
Field Goals Made	17	at Georgia (01-30-25)
Field Goal Attempts	51	at Auburn (01-02-25)
Field Goal Percentage	.289 (22-76)	vs. #3 Southern California (11-04-24)
3 Pt Field Goals Made	0	vs. #15 Oklahoma (02-06-25)
3 Pt Fg Attempts	11	vs. Alcorn State (12-30-24)
3 Pt Fg Percentage	.000 (0-12)	vs. #15 Oklahoma (02-06-25)
Free Throws Made	6	at Delaware State (11-14-24)
Free Throw Attempts	12	vs. #2 UConn (11-27-24)
Free Throw Percentage	.462 (6-13)	at Delaware State (11-14-24)
Rebounds	24	at Auburn (01-02-25)
Assists	4	at NC State (12-05-24)
Steals	4	at Georgia (01-30-25)
Blocked Shots	0	at Georgia (01-30-25)
Turnovers	5	vs. Alcorn State (12-30-24)
Fouls	8	at Delaware State (11-14-24)

#### OPPONENT SEASON HIGHS

Category	Stat	Game
Points	84	vs. #18 Alabama (01-12-25)
Field Goals Made	31	vs. #2 UConn (11-27-24)
Field Goal Attempts	61	vs. Arkansas-Pine Bluff (11-10-24)
Field Goal Percentage	.585 (31-53)	vs. #2 UConn (11-27-24)
3 Pt Field Goals Made	12	vs. #18 Alabama (01-12-25)
3 Pt Fg Attempts	22	vs. Arkansas-Pine Bluff (11-10-24)
3 Pt Fg Percentage	.667 (4-6)	vs. Alcorn State (12-14-24)
Free Throws Made	23	vs. #3 Southern California (11-04-24)
Free Throw Attempts	29	vs. #3 Southern California (11-04-24)
Free Throw Percentage	1.000 (4-4)	vs. Arkansas-Pine Bluff (11-10-24)
Rebounds	49	vs. #3 Southern California (11-04-24)
Assists	18	vs. Florida (01-16-25)
Steals	10	vs. #15 Oklahoma (02-06-25)
Blocked Shots	14	vs. #8 Kentucky (02-10-25)
Turnovers	33	vs. Alabama State (11-30-24)
Fouls	26	at Auburn (01-02-25)

#### OPPONENT SEASON LOWS

Category	Stat	Game
Points	24	2x, MR: vs. Alabama State (11-30-24)
Field Goals Made	8	vs. Alabama State (11-30-24)
Field Goal Attempts	39	at Auburn (01-02-25)
Field Goal Percentage	.148 (9-61)	vs. Arkansas-Pine Bluff (11-10-24)
3 Pt Field Goals Made	0	at Auburn (01-02-25)
3 Pt Fg Attempts	3	at Auburn (01-02-25)
3 Pt Fg Percentage	.000 (0-3)	at Auburn (01-02-25)
Free Throws Made	2	at Delaware State (11-14-24)
Free Throw Attempts	3	at Delaware State (11-14-24)
Free Throw Percentage	.500 (10-20)	at NC State (12-05-24)
Rebounds	17	vs. Alcorn State (12-30-24)
Assists	2	vs. Tennessee State (12-08-24)
Steals	2	vs. Alcorn State (12-30-24)
Blocked Shots	1	6x, MR: vs. Vanderbilt (01-09-25)
Turnovers	12	vs. #18 Alabama (01-12-25)
Fouls	11	at Delaware State (11-14-24)

#### OLE MISS INDIVIDUAL HIGHS

Category	Stat	Game
Points	30	Madison Scott at Mississippi State (01-19-25)
Field Goals Made	12	2x, MR: Starr Jacobs at #23 Vanderbilt (02-02-25)
Field Goal Att.	22	Madison Scott vs. #8 Kentucky (02-10-25)
Fg Pct (Min 5 Made)	1.000 (5-5)	2x, MR: Christeen Iwuala vs. #18 Alabama (01-12-25)
3-Point Fg Made	5	2x, MR: Sira Thienou vs. Florida (01-16-25)
3-Point Fg Att.	12	KK Deans vs. #3 Southern California (11-04-24)
3-Pt Fg Pct (2 Made)	1.000 (2-2)	3x, MR: Sira Thienou vs. South Alabama (12-15-24)
Free Throws Made	11	Kennedy Todd-Williams at Auburn (01-02-25)
Free Throw Att.	11	Kennedy Todd-Williams at Auburn (01-02-25)
Ft Pct (Min 3 Made)	1.000 (4-4)	21x, MR: KK Deans vs. #8 Kentucky (02-10-25)
Rebounds	12	Starr Jacobs vs. #18 Alabama (01-12-25)
Assists	8	Tameiya Sadler vs. South Alabama (12-15-24)
Steals	9	Sira Thienou at Mississippi State (01-19-25)
Blocked Shots	4	Christeen Iwuala vs. Arkansas-Pine Bluff (11-10-24)
Turnovers	5	5x, MR: Starr Jacobs vs. #15 Oklahoma (02-06-25)
Fouls	5	6x, MR: Starr Jacobs vs. #15 Oklahoma (02-06-25)

#### OPPONENT INDIVIDUAL HIGHS

Category	Stat	Game
Points	32	Aaliyah Nye vs. #18 Alabama (01-12-25)
Field Goals Made	11	2x, MR: Khamil Pierre at #23 Vanderbilt (02-02-25)
Field Goal Att.	19	Julu Watkins vs. #3 Southern California (11-04-24)
Fg Pct (Min 5 Made)	1.000 (7-7)	Jada Malone at Texas A&M (01-05-25)
3-Point Fg Made	7	Aaliyah Nye vs. #18 Alabama (01-12-25)
3-Point Fg Att.	11	2x, MR: Aaliyah Nye vs. #18 Alabama (01-12-25)
3-Pt Fg Pct (2 Made)	1.000 (2-2)	.4x, MR: Teonni Key vs. #8 Kentucky (02-10-25)
Free Throws Made	14	DeYona Gaston at Auburn (01-02-25)
Free Throw Att.	17	DeYona Gaston at Auburn (01-02-25)
Ft Pct (Min 3 Made)	1.000 (4-4)	.6x, MR: Liz Scott vs. #15 Oklahoma (02-06-25)
Rebounds	13	Kiki Iriafeen vs. #3 Southern California (11-04-24)
Assists	9	Zaay Green vs. #18 Alabama (01-12-25)
Steals	4	2x, MR: Miyah Verse at Georgia (01-30-25)
Blocked Shots	8	Clara Strack vs. #8 Kentucky (02-10-25)
Turnovers	9	Julu Watkins vs. #3 Southern California (11-04-24)
Fouls	5	7x, MR: Skylar Vann vs. #15 Oklahoma (02-06-25)















### sira 0 THIENOU

Bamako, Mali • Shining Stars Academy (Va.)

Freshman • Guard • 6-0

### NOTES

- HIGH SCHOOL**
- Attended Shining Star Sports Academy in Petersburg, Va.
  - Averaged 21.2 points, 3.6 assists and 9.0 rebounds as a senior
  - Named the NISSA Conference Player of the Year in 2024
  - Represented Mali in the 2023 FIBA Women's Basketball U19 World Cup, leading her team to its second-straight top-five finish

- PERSONAL**
- Born Jan. 9, 2004
  - Daughter of Wassata Touré

SEASON GAME-BY-GAME																					
Opponent	Date	GS	MIN	Total		3-Pointers		Free Throws		Rebounds					PF	A	TO	BLK	STL	PTS	AVG
				FG-FGA	PCT	3FG-3FGA	PCT	FT-FTA	PCT	OFF	DEF	TOT	AVG								
vs Southern California	11/04/2024		18:45	2-8	.250	0-0	.000	2-2	1.000	4	0	4	4.0	2	1	1	0	2	6	6.0	
Ark.-Pine Bluff	11/10/2024	*	16:58	2-3	.667	1-1	1.000	1-2	.500	0	6	6	5.0	1	3	2	1	1	6	6.0	
at Delaware St.	11/14/2024		16:10	5-7	.714	2-3	.667	1-2	.500	1	2	3	4.3	2	1	0	0	1	13	8.3	
Jackson St.	11/18/2024	*	21:21	7-8	.875	0-0	.000	2-4	.500	2	2	4	4.3	3	1	0	0	3	16	10.3	
vs Boston College	11/25/2024	*	26:08	7-12	.583	2-4	.500	0-0	.000	5	3	8	5.0	2	2	0	0	3	16	11.4	
vs UConn	11/27/2024	*	22:08	1-9	.111	0-6	.000	0-0	.000	2	2	4	4.8	1	1	1	0	2	2	9.8	
Alabama St.	11/30/2024		18:53	6-9	.667	1-2	.500	3-4	.750	3	3	6	5.0	1	5	1	0	4	16	10.7	
at NC State	12/05/2024		24:45	1-5	.200	0-1	.000	4-4	1.000	2	3	5	5.0	4	0	0	0	2	6	10.1	
Tennessee St.	12/08/2024	*	25:07	4-7	.571	2-2	1.000	2-4	.500	3	3	6	5.1	1	2	1	0	4	12	10.3	
South Alabama	12/15/2024	*	29:52	7-8	.875	2-2	1.000	7-8	.875	2	5	7	5.3	2	2	0	0	1	23	11.6	
Mississippi Val.	12/21/2024	*	26:16	7-15	.467	3-6	.500	1-1	1.000	4	3	7	5.5	3	3	0	1	4	18	12.2	
Alcorn	12/30/2024	*	22:00	5-6	.833	0-0	.000	3-3	1.000	2	2	4	5.3	1	4	1	2	1	13	12.3	
at Auburn	01/02/2025	*	40:00	5-9	.556	0-2	.000	2-6	.333	1	4	5	5.3	3	1	1	1	7	12	12.2	
at Texas A&M	01/05/2025	*	30:52	4-11	.364	0-2	.000	2-2	1.000	2	2	4	5.2	4	2	2	0	3	10	12.1	
Vanderbilt	01/09/2025	*	26:47	7-10	.700	1-3	.333	1-2	.500	1	3	4	5.1	4	4	2	0	0	16	12.3	
Alabama	01/12/2025	*	24:38	4-9	.444	0-2	.000	0-0	.000	1	2	3	5.0	4	2	4	0	2	8	12.1	
Florida	01/16/2025	*	31:03	12-17	.706	5-6	.833	0-0	.000	2	3	5	5.0	2	5	2	0	7	29	13.1	
at Mississippi St.	01/19/2025	*	36:14	5-10	.500	0-3	.000	0-0	.000	0	3	3	4.9	2	4	2	1	9	10	12.9	
Texas	01/26/2025	*	33:35	5-9	.556	2-4	.500	2-2	1.000	1	1	2	4.7	4	2	1	0	3	14	12.9	
at Georgia	01/30/2025	*	30:23	1-7	.143	1-3	.333	1-2	.500	3	0	3	4.7	3	2	3	0	0	4	12.5	
at Vanderbilt	02/02/2025	*	15:34	2-5	.400	0-1	.000	2-2	1.000	1	1	2	4.5	3	1	0	0	1	6	12.2	
Oklahoma	02/06/2025	*	29:25	4-10	.400	0-3	.000	2-4	.500	2	2	4	4.5	5	3	4	0	3	10	12.1	
Kentucky	02/10/2025	*	26:52	3-13	.231	0-2	.000	1-2	.500	4	5	9	4.7	3	3	0	1	4	7	11.9	
Totals		19	593:47	106-207	.512	22-58	.379	39-56	.696	48	60	108	4.7	60	54	28	7	67	273	11.9	

**Player Averages**

Games Played	Minutes/game	Points/game	FG Pct	3FG Pct	FT Pct	Rebounds/game	Assists/game	Turnovers/game	Assist/Turnover ratio	Steals/game	Blocks/game
23	25.8	11.9	51.2	37.9	69.6	4.7	2.3	1.2	1.9	2.9	0.3

**THE THIENOU FILE**

<b>BIRTHDAY</b>	<b>JAN. 9, 2004</b>
<b>MAJOR</b>	<b>ENTREPRENEURSHIP</b>

**OTHER REBELS TO WEAR #0**

Shakira Austin	2021-22
Gabby Crawford	2019
Kiara Golden	2014-16

**CAREER HIGHS**

Points: 29, vs. Florida (01/16/25)  
 Rebounds: 9, vs. #8 Kentucky (02/10/25)  
 Assists: 5, 2x, MR: vs. Florida (01/16/25)  
 Steals: 9, at Mississippi St. (01/19/25)  
 Blocks: 2, vs. Alcorn St. (12/30/24)  
 Field Goals: 12, vs. Florida (01/16/25)  
 Free Throws: 7, vs. South Alabama (12/15/24)  
 Three Pointers: 5, vs. Florida (01/16/25)

**SEASON HIGHS**

Points: 29, vs. Florida (01/16/25)  
 Rebounds: 9, vs. #8 Kentucky (02/10/25)  
 Assists: 5, 2x, MR: vs. Florida (01/16/25)  
 Steals: 9, at Mississippi St. (01/19/25)  
 Blocks: 2, vs. Alcorn St. (12/30/24)  
 Field Goals: 12, vs. Florida (01/16/25)  
 Free Throws: 7, vs. South Alabama (12/15/24)  
 Three Pointers: 5, vs. Florida (01/16/25)

**SEASON SUPERLATIVES**

Double-Figure Points: 15x, MR: vs. #15 Oklahoma (02/06/25)  
 Double-Figure Rebounds: --  
 Double-Doubles: --  
 5+ Rebounds: 10x, MR: vs. #8 Kentucky (02/10/25)  
 5+ Assists: 2x, MR: vs. Florida (01/16/25)  
 Led Team in Points: 5x, MR: vs. Florida (01/16/25)  
 Led Team in Rebounds: 2x, vs. #8 Kentucky (02/10/25)  
 Led Team in Assists: 3x, MR: at Mississippi St. (01/19/25)

		CAREER STATS																		
		Field Goals			3-Point			F-Throws			Rebounds			Scoring						
SEASON	TEAM	GP-GS	MIN/AVG	FG-FGA	FG%	3FG-3FGA	3FG%	FT-FTA	FT%	OFF	DEF	TOT	AVG	PF-FO	A	TO	BLK	STL	PTS	AVG
2024-25	UM	23-19	594/25.8	106-207	.512	22-58	.379	39-56	.696	48	60	108	4.7	60-1	54	28	7	67	273	11.9
TOTAL		23-19	594/25.8	106-207	.512	22-58	.379	39-56	.696	48	60	108	4.7	60-1	54	28	7	67	273	11.9









# 9 jite GBEMUOTOR

Delta State, Nigeria • Cinkarna Celje

Freshman • Forward • 6-2

## NOTES

### HIGH SCHOOL

- Competed for Slovenia's nation team, helping the country win the 2022 FIBA U18 European Championship
- Played professionally for ZKK Cinkarna Celje of the Women's Adriatic League
- Named the 2022 WABA Youth Player of the Year and was ranked among the best players in the league in 2024
- Averaged 9.5 points, 6.5 rebounds and 2.5 steals

### PERSONAL

- Daughter of Michael and Ruth Gbemutor
- Born Jan. 10, 2004

THE GBEMUOTOR FILE	
BIRTHDAY	JAN. 10, 2004
MAJOR	JOURNALISM

CAREER HIGHS	
Points:	--
Rebounds:	2, vs. Jackson St. (11/18/24)
Assists:	1, 2x, MR: vs. Tennessee St. (12/08/24)
Steals:	1, vs. Alabama St. (11/30/24)
Blocks:	1, vs. UAPB (11/10/24)
Field Goals:	--
Free Throws:	--
Three Pointers:	--

SEASON HIGHS	
Points:	--
Rebounds:	2, vs. Jackson St. (11/18/24)
Assists:	1, 2x, MR: vs. Tennessee St. (12/08/24)
Steals:	1, vs. Alabama St. (11/30/24)
Blocks:	1, vs. UAPB (11/10/24)
Field Goals:	--
Free Throws:	--
Three Pointers:	--

SEASON SUPERLATIVES	
Double-Figure Points:	--
Double-Figure Rebounds:	--
Double-Doubles:	--
5+ Rebounds:	--
5+ Assists:	--
Led Team in Points:	--
Led Team in Rebounds:	--
Led Team in Assists:	--

SEASON GAME-BY-GAME																					
Opponent	Date	GS	MIN	Total		3-Pointers		Free throws		Rebounds				PF	A	TO	BLK	STL	PTS	AVG	
				FG-FGA	PCT	3FG-3FGA	PCT	FT-FTA	PCT	OFF	DEF	TOT	AVG								
Ark.-Pine Bluff	11/10/2024		03:25	0-0	.000	0-0	.000	0-0	.000	0	1	1	1.0	0	0	1	0	0	0	0.0	
Jackson St.	11/18/2024		02:18	0-0	.000	0-0	.000	0-0	.000	1	1	2	1.5	0	1	1	0	0	0	0.0	
vs Boston College	11/25/2024		01:21	0-0	.000	0-0	.000	0-0	.000	1	0	1	1.3	0	0	0	0	0	0	0.0	
Alabama St.	11/30/2024		01:55	0-1	.000	0-0	.000	0-0	.000	0	0	0	1.0	0	0	0	0	1	0	0.0	
Tennessee St.	12/08/2024		00:58	0-0	.000	0-0	.000	0-0	.000	0	0	0	0.8	0	1	0	0	0	0	0.0	
Florida	01/16/2025		00:58	0-2	.000	0-0	.000	0-0	.000	0	0	0	0.7	0	0	0	0	0	0	0.0	
<b>Totals</b>			<b>0 10:54</b>	<b>0-3</b>	<b>.000</b>	<b>0-0</b>	<b>.000</b>	<b>0-0</b>	<b>.000</b>	<b>2</b>	<b>2</b>	<b>4</b>	<b>0.7</b>	<b>0</b>	<b>2</b>	<b>1</b>	<b>1</b>	<b>1</b>	<b>1</b>	<b>0</b>	<b>0.0</b>

### Player Averages

Games Played	Minutes/game	Points/game	FG Pct	3FG Pct	FT Pct	Rebounds/game	Assists/game	Turnovers/game	Assist/Turnover ratio	Steals/game	Blocks/game
6	1.8	0.0	0.0	0.0	0.0	0.7	0.3	0.2	2.0	0.2	0.2

CAREER STATS																				
		Field Goals				3-Point		F-Throws		Rebounds				Scoring						
SEASON	TEAM	GP-GS	MIN/AVG	FG-FGA	FG%	3FG-3FGA	3FG%	FT-FTA	FT%	OFF	DEF	TOT	AVG	PF-FO	A	TO	BLK	STL	PTS	AVG
2024-25	UM	6-0	11/1.8	0-3	.000	0-0	.000	0-0	.000	2	2	4	0.7	0-0	2	1	1	1	0	0.0
<b>TOTAL</b>		<b>6-0</b>	<b>11/1.8</b>	<b>0-3</b>	<b>.000</b>	<b>0-0</b>	<b>.000</b>	<b>0-0</b>	<b>.000</b>	<b>2</b>	<b>2</b>	<b>4</b>	<b>0.7</b>	<b>0-0</b>	<b>2</b>	<b>1</b>	<b>1</b>	<b>1</b>	<b>0</b>	<b>0.0</b>

**10** j'adore  
**YOUNG**

Mauldin, S.C. • Greenville

Sophomore • Center • 6-4






### NOTES

- 2023-24 (FRESHMAN)**
- Appeared off the bench in seven games for the Rebels
  - Blocked two shots at Kentucky
  - Scored career-high five points against Georgia

- HIGH SCHOOL**
- Standout at Greenville High School, averaging 18.5 points, 13.9 rebounds, 6.7 blocks and 1.7 steals as a junior
  - Earned South Carolina All-State accolades in 2021 and 2022
  - Ranked as the No. 3 player in South Carolina by Prep Girls Hoops
  - Rated as a four-star prospect and the No. 99 player in the country by ESPN's HoopGurlz

- PERSONAL**
- Born April 9, 2005
  - Daughter of Jocelyn Nix and David Young
  - Father David played basketball at Clemson

### SEASON GAME-BY-GAME

THE YOUNG FILE	
<b>BIRTHDAY</b>	<b>APRIL 9, 2005</b>
<b>MAJOR</b>	<b>MARKETING</b>

OTHER REBELS TO WEAR #10	
Carla Bartee	2005-08
Joy Eichelberger	1987-88
Jeanie Loyd	1978-79
Diara Moore	2012-14
Cecilia Muhate	2016-19
Lucy Noble	1982-83
Regan Seybert	1994-97
Phyllis Stafford	1988-89
Sherika Wright	2001-02

CAREER HIGHS	
Points: 5, vs. Georgia (02/22/24)	
Rebounds: 4, 2x, last at Kentucky (02/29/24)	
Assists: --	
Steals: 2, vs. LSU (01/07/24)	
Blocks: 2, at Kentucky (02/29/24)	
Field Goals: 1, 6x, last at Kentucky (02/29/24)	
Free Throws: 3, vs. Georgia (02/22/24)	
Three Pointers: --	

SEASON HIGHS	
Points: --	
Rebounds: --	
Assists: --	
Steals: --	
Blocks: --	
Field Goals: --	
Free Throws: --	
Three Pointers: --	

SEASON SUPERLATIVES	
Double-Figure Points: --	
Double-Figure Rebounds: --	
Double-Doubles: --	
5+ Rebounds: --	
5+ Assists: --	
Led Team in Points: --	
Led Team in Rebounds: --	
Led Team in Assists: --	

CAREER STATS																				
				Field Goals		3-Point		F-Throws		Rebounds				Scoring						
SEASON	TEAM	GP-GS	MIN/AVG	FG-FGA	FG%	3FG-3FGA	3FG%	FT-FTA	FT%	OFF	DEF	TOT	AVG	PF-FO	A	TO	BLK	STL	PTS	AVG
2023-24	UM	7-0	48/6.8	6-14	.429	0-1	.000	4-6	.667	5	7	12	1.7	7-0	0	4	4	4	16	2.3
<b>TOTAL</b>		<b>7-0</b>	<b>48/6.8</b>	<b>6-14</b>	<b>.429</b>	<b>0-1</b>	<b>.000</b>	<b>4-6</b>	<b>.667</b>	<b>5</b>	<b>7</b>	<b>12</b>	<b>1.7</b>	<b>7-0</b>	<b>0</b>	<b>4</b>	<b>4</b>	<b>4</b>	<b>16</b>	<b>2.3</b>



# 11

## fatumata DJALÓ

Aviero, Portugal • Dr. Jaime Magalhães Lima

Freshman • Guard • 5-10

Ole  
Miss

### NOTES

#### HIGH SCHOOL

- Spent time with Portugal on the national circuit
- Averaged 11.4 points at the 2023 U18 Women's European Championship
- Led Portugal in points per game (10.0) at the 2024 U20 Women's Eurobasket Championships
- Collected 25 steals in 14 games in international tournaments

#### PERSONAL

- Daughter of Genabú and Bubacar
- Born Jan. 13, 2005

THE DJALÓ FILE	
BIRTHDAY	JAN. 13, 2005
MAJOR	ECONOMICS

OTHER REBELS TO WEAR #11	
Shantelle Black	2007-10
Carletta Brown	2002-05
Shequila Joseph	2014-17
Iyanla Kitchens	2019-22
Carol Ross	1978-81

### CAREER HIGHS

Points: 2, vs. UAPB (11/10/24)  
 Rebounds: 1, vs. UAPB (11/10/24)  
 Assists: 2, vs. MVSU (12/21/24)  
 Steals: 2, vs. MVSU (12/21/24)  
 Blocks: --  
 Field Goals: 1, vs. UAPB (11/10/24)  
 Free Throws: --  
 Three Pointers: --

### SEASON HIGHS

Points: 2, vs. UAPB (11/10/24)  
 Rebounds: 1, vs. UAPB (11/10/24)  
 Assists: 2, vs. MVSU (12/21/24)  
 Steals: 2, vs. MVSU (12/21/24)  
 Blocks: --  
 Field Goals: 1, vs. UAPB (11/10/24)  
 Free Throws: --  
 Three Pointers: --

### SEASON SUPERLATIVES

Double-Figure Points: --  
 Double-Figure Rebounds: --  
 Double-Doubles: --  
 5+ Rebounds: --  
 5+ Assists: --  
 Led Team in Points: --  
 Led Team in Rebounds: --  
 Led Team in Assists: --

### SEASON GAME-BY-GAME

Opponent	Date	GS	MIN	Total		3-Pointers		Free throws		Rebounds				PF	A	TO	BLK	STL	PTS	AVG	
				FG-FGA	PCT	3FG-3FGA	PCT	FT-FTA	PCT	OFF	DEF	TOT	AVG								
Ark.-Pine Bluff	11/10/2024		14:04	1-2	.500	0-1	.000	0-0	.000	0	1	1	1.0	2	1	1	0	1	2	2.0	
at Delaware St.	11/14/2024		06:01	0-2	.000	0-0	.000	0-0	.000	0	0	0	0.5	0	0	0	0	0	1.0		
Jackson St.	11/18/2024		02:56	0-0	.000	0-0	.000	0-0	.000	0	0	0	0.3	0	0	0	0	0	0.7		
vs Boston College	11/25/2024		02:06	0-1	.000	0-0	.000	0-0	.000	0	0	0	0.3	0	0	1	0	1	0.5		
Alabama St.	11/30/2024		05:09	0-0	.000	0-0	.000	0-0	.000	0	0	0	0.2	1	0	0	0	0	0.4		
Tennessee St.	12/08/2024		02:57	0-0	.000	0-0	.000	0-0	.000	0	0	0	0.2	0	0	0	0	0	0.3		
South Alabama	12/15/2024		02:44	0-0	.000	0-0	.000	0-0	.000	0	0	0	0.1	0	0	0	0	0	0.3		
Mississippi Val.	12/21/2024		13:57	0-1	.000	0-1	.000	0-0	.000	0	0	0	0.1	0	2	3	0	2	0.3		
Alcorn	12/30/2024		07:36	0-0	.000	0-0	.000	0-0	.000	0	0	0	0.1	0	0	0	0	0	0.2		
Vanderbilt	01/09/2025		01:42	0-1	.000	0-0	.000	0-0	.000	0	0	0	0.1	0	0	0	0	0	0.2		
Florida	01/16/2025		02:11	0-0	.000	0-0	.000	0-0	.000	0	0	0	0.1	0	0	0	0	0	0.2		
<b>Totals</b>		<b>0</b>	<b>61:23</b>	<b>1-7</b>	<b>.143</b>	<b>0-2</b>	<b>.000</b>	<b>0-0</b>	<b>.000</b>	<b>0</b>	<b>0</b>	<b>1</b>	<b>1</b>	<b>0.1</b>	<b>3</b>	<b>3</b>	<b>5</b>	<b>0</b>	<b>4</b>	<b>2</b>	<b>0.2</b>

#### Player Averages

Games Played	Minutes/game	Points/game	FG Pct	3FG Pct	FT Pct	Rebounds/game	Assists/game	Turnovers/game	Assist/Turnover ratio	Steals/game	Blocks/game
11	5.6	0.2	14.3	0.0	0.0	0.1	0.3	0.5	0.6	0.4	0.0

### CAREER STATS


		Field Goals		3-Point		F-Throws		Rebounds				Scoring								
SEASON	TEAM	GP-GS	MIN/AVG	FG-FGA	FG%	3FG-3FGA	3FG%	FT-FTA	FT%	OFF	DEF	TOT	AVG	PF-FO	A	TO	BLK	STL	PTS	AVG
2024-25	UM	11-0	61/5.6	1-7	.143	0-2	.000	0-0	.000	0	1	1	0.1	3-0	3	5	0	4	2	0.2
<b>TOTAL</b>		<b>11-0</b>	<b>61/5.6</b>	<b>1-7</b>	<b>.143</b>	<b>0-2</b>	<b>.000</b>	<b>0-0</b>	<b>.000</b>	<b>0</b>	<b>1</b>	<b>1</b>	<b>0.1</b>	<b>3-0</b>	<b>3</b>	<b>5</b>	<b>0</b>	<b>4</b>	<b>2</b>	<b>0.2</b>


## #12 CHRISTEEN IWUALA

christeen  
**12 IWUALA**

San Antonio, Texas • Ronald Reagan • UCLA

Junior • Forward • 6-2






### NOTES

#### AT UCLA

- Appeared in 68 games over two seasons at UCLA
- Matched a career-best 10 points in three games as a sophomore
- Totaled 120 rebounds in her first collegiate season
- Averaged 3.3 points, 3.2 rebounds, and shot 47.5% from the field

#### HIGH SCHOOL

- Ranked 49th in espnW's HoopGurlz rankings
- Texas Girls' Coaches Association All-State honors in 2020

#### PERSONAL

- Daughter of Jude and Rebecca
- Born Dec. 24, 2003

THE IWUALA FILE	
BIRTHDAY	DEC. 24, 2003
MAJOR	GENERAL BUSINESS

OTHER REBELS TO WEAR #12	
Marija Avlijas	2023
Wanda Austin	1978-81
Gail Eaves	1989-92
Gracie Frizzell	2012-15
Barbara Johnson	2018
Erin Newsom	2003
Lindy Noble	1982-83
Kelsey Nutt	2011
Kim Rosamond	1995-98

### CAREER HIGHS

Points: 12, 2x, MR: vs. Alabama St. (11/30/24)  
 Rebounds: 9, 2x, MR: vs. #15 Oklahoma (02/06/25)  
 Assists: 4, vs. Utah (2/22/24)  
 Steals: 3, vs. USC (11/04/24)  
 Blocks: 4, vs. UAPB (11/10/24)  
 Field Goals: 5, 5x, MR: vs. #18 Alabama (01/12/25)  
 Free Throws: 4, vs. #7 Texas (01/26/25)  
 Three Pointers: --

### SEASON HIGHS

Points: 12, 2x, MR: vs. Alabama St. (11/30/24)  
 Rebounds: 9, 2x, MR: vs. #15 Oklahoma (02/06/25)  
 Assists: 3, at #23 Vanderbilt (02/02/25)  
 Steals: 3, vs. USC (11/04/24)  
 Blocks: 4, vs. UAPB (11/10/24)  
 Field Goals: 5, 4x, MR: vs. #18 Alabama (01/12/25)  
 Free Throws: 4, vs. #7 Texas (01/26/25)  
 Three Pointers: --

### SEASON SUPERLATIVES

Double-Figure Points: 5x, MR: vs. #15 Oklahoma (02/06/25)  
 Double-Figure Rebounds: --  
 Double-Doubles: --  
 5+ Rebounds: 10x, MR: vs. #8 Kentucky (02/10/25)  
 5+ Assists: --  
 Led Team in Points: --  
 Led Team in Rebounds: 3x, MR: vs. #15 Oklahoma (02/06/25)  
 Led Team in Assists: 1x, at #23 Vanderbilt (02/02/25)

### SEASON GAME-BY-GAME

Opponent	Date	GS	MIN	Total		3-Pointers		Free throws		Rebounds				PF	A	TO	BLK	STL	PTS	AVG	
				FG-FGA	PCT	3FG-3FGA	PCT	FT-FTA	PCT	OFF	DEF	TOT	AVG								
vs Southern California	11/04/2024		20:34	2-5	.400	0-0	.000	1-2	.500	4	5	9	9.0	2	0	1	1	3	5	5.0	
Ark.-Pine Bluff	11/10/2024		13:23	5-7	.714	0-0	.000	2-2	1.000	4	2	6	7.5	0	0	0	4	0	12	8.5	
at Delaware St.	11/14/2024		13:22	2-3	.667	0-0	.000	2-4	.500	2	1	3	6.0	1	2	2	0	0	6	7.7	
Jackson St.	11/18/2024		14:09	1-3	.333	0-0	.000	3-6	.500	3	3	6	6.0	1	0	3	2	0	5	7.0	
vs Boston College	11/25/2024		17:22	4-5	.800	0-0	.000	1	0	0.000	1	3	4	5.6	1	0	2	2	0	8	7.2
vs UConn	11/27/2024		10:19	0-1	.000	0-0	.000	0-0	.000	1	0	1	4.8	0	1	2	0	0	0	6.0	
Alabama St.	11/30/2024		15:11	5-6	.833	0-0	.000	2-5	.400	3	2	5	4.9	2	0	0	1	1	12	6.9	
at NC State	12/05/2024		10:24	0-0	.000	0-0	.000	2-2	1.000	0	1	1	4.4	2	0	0	0	0	2	6.3	
Tennessee St.	12/08/2024		13:36	4-7	.571	0-0	.000	1-3	.333	2	5	7	4.7	2	0	0	1	0	9	6.6	
South Alabama	12/15/2024		12:11	5-6	.833	0-0	.000	0-1	.000	2	1	3	4.5	1	0	0	0	0	10	6.9	
Mississippi Val.	12/21/2024		13:32	3-6	.500	0-0	.000	2-3	.667	2	3	5	4.5	2	0	0	0	1	8	7.0	
Alcorn	12/30/2024		09:29	2-2	1.000	0-0	.000	1-4	.250	0	2	2	4.3	1	0	1	1	1	5	6.8	
at Auburn	01/02/2025		12:07	0-0	.000	0-0	.000	1-2	.500	1	1	2	4.2	2	0	2	1	1	1	6.4	
at Texas A&M	01/05/2025		07:28	0-1	.000	0-0	.000	1-2	.500	1	2	3	4.1	2	0	3	0	0	1	6.0	
Vanderbilt	01/09/2025		04:10	2-2	1.000	0-0	.000	0-0	.000	0	1	1	3.9	1	0	0	0	0	4	5.9	
Alabama	01/12/2025		18:11	5-5	1.000	0-0	.000	1-2	.500	1	2	3	3.8	0	1	0	1	0	11	6.2	
Florida	01/16/2025		12:02	1-1	1.000	0-0	.000	2-2	1.000	1	1	2	3.7	4	1	0	0	0	4	6.1	
at Mississippi St.	01/19/2025		19:30	1-4	.250	0-0	.000	1-2	.500	2	1	3	3.7	1	1	3	0	1	3	5.9	
Texas	01/26/2025		22:11	1-8	.125	0-0	.000	4-6	.667	0	5	5	3.7	4	0	0	2	6	5.9		
at Georgia	01/30/2025		15:52	3-4	.750	0-0	.000	1-3	.333	2	4	6	3.9	1	0	2	0	0	7	6.0	
at Vanderbilt	02/02/2025		15:59	4-5	.800	0-0	.000	0-1	.000	1	3	4	3.9	1	3	1	0	0	8	6.0	
Oklahoma	02/06/2025		20:02	4-6	.667	0-0	.000	3-6	.500	2	7	9	4.1	2	0	3	1	1	11	6.3	
Kentucky	02/10/2025	*	21:45	3-10	.300	0-0	.000	2-2	1.000	1	4	5	4.1	0	2	0	0	0	8	6.3	
<b>Totals</b>			<b>1 332:50</b>	<b>57-97</b>	<b>.588</b>	<b>0-0</b>	<b>.000</b>	<b>32-60</b>	<b>.533</b>	<b>36</b>	<b>59</b>	<b>95</b>	<b>4.1</b>	<b>33</b>	<b>9</b>	<b>27</b>	<b>15</b>	<b>11</b>	<b>146</b>	<b>6.3</b>	

#### Player Averages

Games Played	Minutes/game	Points/game	FG Pct	3FG Pct	FT Pct	Rebounds/game	Assists/game	Turnovers/game	Assist/Turnover ratio	Steals/game	Blocks/game
23	14.5	6.3	58.8	0.0	53.3	4.1	0.4	1.2	0.3	0.5	0.7

### CAREER STATS

SEASON	TEAM	GP-GS	MIN/AVG	Field Goals		3-Point		F-Throws		Rebounds				Scoring						
				FG-FGA	FG%	3FG-3FGA	3FG%	FT-FTA	FT%	OFF	DEF	TOT	AVG	PF-FO	A	TO	BLK	STL	PTS	AVG
2022-23	UCLA	35-0	426/12.2	42-102	.412	0-0	.000	19-28	.679	49	71	120	3.4	59-1	17	45	10	13	103	2.9
2023-24	UCLA	33-2	386/11.7	52-96	.542	0-0	.000	17-34	.500	48	51	99	3.0	57-1	23	23	4	14	121	3.7
2024-25	UM	23-1	333/14.5	57-97	.588	0-0	.000	32-60	.533	36	59	95	4.1	33-0	9	27	15	11	146	6.3
<b>TOTAL FOR UM</b>	<b>23-1</b>	<b>333/14.5</b>	<b>57-97</b>	<b>.588</b>	<b>0-0</b>	<b>.000</b>	<b>32-60</b>	<b>.533</b>	<b>36</b>	<b>59</b>	<b>95</b>	<b>4.1</b>	<b>33-0</b>	<b>9</b>	<b>27</b>	<b>15</b>	<b>11</b>	<b>146</b>	<b>6.3</b>	
<b>TOTAL</b>	<b>91-3</b>	<b>1145/12.6</b>	<b>151-295</b>	<b>.512</b>	<b>0-0</b>	<b>.000</b>	<b>68-122</b>	<b>.557</b>	<b>133</b>	<b>181</b>	<b>314</b>	<b>3.5</b>	<b>149-2</b>	<b>49</b>	<b>95</b>	<b>29</b>	<b>38</b>	<b>370</b>	<b>4.1</b>	

13 mariyah NOEL

Kansas City, Kansas • Bonner Springs

Sophomore • Guard • 5-11

THE NOEL FILE	
BIRTHDAY	OCT. 6, 2005
MAJOR	JOURNALISM

OTHER REBELS TO WEAR #13	
Dominique Banks	2020
Heather Bantz	1998-00
Renee Chancellor	1988, 1990-92
Daney Dees	1976
Dana Fortenberry	1980-83
Jackie Ivy	1975
Ally Kelly	2002

CAREER HIGHS	
Points: 8, 2x, MR: vs. Alcorn St. (12/30/24)	
Rebounds: 5, vs. Alcorn St. (12/30/23)	
Assists: 4, vs. Alcorn St. (12/30/23)	
Steals: 2, vs. MVSU (12/12/23)	
Blocks: 2, 3x, MR: vs. Tennessee St. (12/08/24)	
Field Goals: 4, vs. Alcorn St. (12/30/24)	
Free Throws: 3, vs. MVSU (12/12/23)	
Three Pointers: 1, 5x, MR: vs. Alabama St. (11/30/24)	

SEASON HIGHS	
Points: 8, 2x, MR: vs. Alcorn St. (12/30/24)	
Rebounds: 4, vs. #15 Oklahoma (02/06/25)	
Assists: 2, 2x, MR: vs. #15 Oklahoma (02/06/25)	
Steals: 1, 4x, MR: vs. #15 Oklahoma (02/06/25)	
Blocks: 2, 2x, MR: vs. Tennessee St. (12/08/24)	
Field Goals: 4, vs. Alcorn St. (12/30/24)	
Free Throws: 2, vs. Tennessee St. (12/08/24)	
Three Pointers: 1, 3x, MR: vs. Alabama St. (11/30/24)	

SEASON SUPERLATIVES	
Double-Figure Points: --	
Double-Figure Rebounds: --	
Double-Doubles: --	
5+ Rebounds: --	
5+ Assists: --	
Led Team in Points: --	
Led Team in Rebounds: --	
Led Team in Assists: --	

### NOTES

#### 2023-24 (FRESHMAN)

- Appeared in 20 games for Ole Miss
- Tallied a career-high seven points against Alcorn State
- Grabbed a career-best five rebounds against the Lady Braves
- Notched career-highs in blocks and steals against Mississippi Valley State with two each

#### HIGH SCHOOL

- Three-sport athlete out of Bonner Springs, earning letters in volleyball, basketball and track
- Averaged 23 points, eight rebounds, four assists and two steals per game as a junior
- Two-time Kansas 5A Discus State Champion

#### PERSONAL

- Born Oct. 6, 2005
- Daughter of Glenda Fay and Noel Brown

### SEASON GAME-BY-GAME

Opponent	Date	GS	MIN	Total			3-Pointers			Free throws		Rebounds				PF	A	TO	BLK	STL	PTS	AVG
				FG-FGA	PCT	3FG-3FGA	PCT	FT-FTA	PCT	OFF	DEF	TOT	AVG									
vs Southern California	11/04/2024		00:23	0-0	.000	0-0	.000	0-0	.000	0	0	0	0	0	0	0	0	0	0	0	0.0	
Ark.-Pine Bluff	11/10/2024		16:45	3-9	.333	1-3	.333	1-1	1.000	0	1	1	0.5	2	0	3	1	0	0	8	4.0	
at Delaware St.	11/14/2024		05:13	1-4	.250	0-1	.000	0-0	.000	2	0	2	1.0	0	0	0	0	0	2	3.3		
Jackson St.	11/18/2024		09:10	1-2	.500	1-1	1.000	0-0	.000	2	0	2	1.3	0	0	1	0	1	3	3.3		
vs Boston College	11/25/2024		02:58	0-0	.000	0-0	.000	0-0	.000	0	0	0	1.0	1	0	0	0	0	0	2.6		
Alabama St.	11/30/2024		15:21	2-6	.333	1-3	.333	0-0	.000	0	0	0	0.8	0	2	1	2	1	5	3.0		
Tennessee St.	12/08/2024		20:23	0-3	.000	0-2	.000	2-2	1.000	0	1	1	0.9	1	1	1	2	0	2	2.9		
South Alabama	12/15/2024		01:50	0-0	.000	0-0	.000	0-0	.000	1	0	1	0.9	1	0	0	0	0	2.5			
Mississippi Val.	12/21/2024		02:39	0-0	.000	0-0	.000	0-0	.000	0	0	0	0.8	1	0	0	0	0	2.2			
Alcorn	12/30/2024		10:35	4-4	1.000	0-0	.000	0-0	.000	1	2	3	1.0	1	0	1	0	8	2.8			
Vanderbilt	01/09/2025		01:55	0-1	.000	0-0	.000	0-0	.000	0	0	0	0.9	0	0	0	0	0	2.5			
Florida	01/16/2025		02:27	0-0	.000	0-0	.000	0-0	.000	0	0	0	0.8	0	0	0	0	0	2.3			
at Vanderbilt	02/02/2025		06:33	1-1	1.000	0-0	.000	0-0	.000	0	0	0	0.8	0	0	1	1	1	2	2.3		
Oklahoma	02/06/2025		13:45	0-3	.000	0-0	.000	0-0	.000	2	2	4	1.0	1	2	2	1	1	0	2.1		
Kentucky	02/10/2025		17:35	1-4	.250	0-2	.000	0-0	.000	1	1	2	1.1	0	1	3	0	0	2	2.1		
<b>Totals</b>		<b>0</b>	<b>127:31</b>	<b>13-37</b>	<b>.351</b>	<b>3-12</b>	<b>.250</b>	<b>3-3</b>	<b>1.000</b>	<b>9</b>	<b>7</b>	<b>16</b>	<b>1.1</b>	<b>8</b>	<b>6</b>	<b>12</b>	<b>8</b>	<b>4</b>	<b>32</b>	<b>2.1</b>		

#### Player Averages

Games Played	Minutes/game	Points/game	FG Pct	3FG Pct	FT Pct	Rebounds/game	Assists/game	Turnovers/game	Assist/Turnover ratio	Steals/game	Blocks/game
15	8.5	2.1	35.1	25.0	100.0	1.1	0.4	0.8	0.5	0.3	0.5

### CAREER STATS

		Field Goals		3-Point		F-Throws		Rebounds				Scoring								
SEASON	TEAM	GP-GS	MIN/AVG	FG-FGA	FG%	3FG-3FGA	3FG%	FT-FTA	FT%	OFF	DEF	TOT	AVG	PF-FO	A	TO	BLK	STL	PTS	AVG
2023-24	UM	20-0	154/7.7	12-29	.414	2-8	.250	6-10	.600	8	13	21	1.1	14-1	9	12	4	4	32	1.6
2024-25	UM	15-0	128/8.5	13-37	.351	3-12	.250	3-3	1.000	9	7	16	1.1	8-0	6	12	8	4	32	2.1
<b>TOTAL</b>		<b>35-0</b>	<b>282/8.0</b>	<b>25-66</b>	<b>.379</b>	<b>5-20</b>	<b>.250</b>	<b>9-13</b>	<b>.692</b>	<b>17</b>	<b>20</b>	<b>37</b>	<b>1.1</b>	<b>22-1</b>	<b>15</b>	<b>24</b>	<b>12</b>	<b>8</b>	<b>64</b>	<b>1.8</b>

# 14

# heloisa CARRERA

São Paulo, Brazil • IMG Academy

Freshman • Forward • 6-2

### NOTES

#### HIGH SCHOOL

- Named most improved player as a senior at IMG Academy
- Led IMG Academy to being the fourth-ranked team in Florida with a 23-4 record
- Represented Brazil at the 2023 FIBA World Cup, averaging 4.3 rebounds in seven appearances

#### PERSONAL

- Daughter of Christian Dias Carerra and Henriete Duppre Carerra
- Born March 5, 2002

### THE CARRERA FILE

BIRTHDAY	MARCH 5, 2002
MAJOR	FRESHMAN STUDIES

### OTHER REBELS TO WEAR #14

Frankie Brooks	1981-82
Kim Bullard	1985
Holly Edmonds	1986
Suzanne Ferrell	1981
LaTanya Jones	2005-06

### CAREER HIGHS

Points: 4, vs. Jackson St. (11/18/24)  
 Rebounds: 2, 2x, MR: vs. Florida (01/16/25)  
 Assists: 2, vs. UAPB (11/10/24)  
 Steals: 2, vs. Alabama St. (11/30/24)  
 Blocks: 1, vs. Jackson St. (11/18/24)  
 Field Goals: 2, vs. Jackson St. (11/18/24)  
 Free Throws: --  
 Three Pointers: --

### SEASON HIGHS

Points: 4, vs. Jackson St. (11/18/24)  
 Rebounds: 2, 2x, MR: vs. Florida (01/16/25)  
 Assists: 2, vs. UAPB (11/10/24)  
 Steals: 2, vs. Alabama St. (11/30/24)  
 Blocks: 1, vs. Jackson St. (11/18/24)  
 Field Goals: 2, vs. Jackson St. (11/18/24)  
 Free Throws: --  
 Three Pointers: --

### SEASON SUPERLATIVES

Double-Figure Points: --  
 Double-Figure Rebounds: --  
 Double-Doubles: --  
 5+ Rebounds: --  
 5+ Assists: --  
 Led Team in Points: --  
 Led Team in Rebounds: --  
 Led Team in Assists: --

### SEASON GAME-BY-GAME

Opponent	Date	GS	MIN	Total		3-Pointers		Free throws		Rebounds				PF	A	TO	BLK	STL	PTS	AVG
				FG-FGA	PCT	3FG-3FGA	PCT	FT-FTA	PCT	OFF	DEF	TOT	AVG							
Ark.-Pine Bluff	11/10/2024		06:14	1-1	1.000	0-0	.000	0-0	.000	1	0	1	1.0	0	2	0	0	0	2	2.0
at Delaware St.	11/14/2024		04:20	1-1	1.000	0-0	.000	0-0	.000	1	0	1	1.0	0	0	0	0	0	2	2.0
Jackson St.	11/18/2024		09:29	2-4	.500	0-0	.000	0-0	.000	1	1	2	1.3	1	1	1	1	0	4	2.7
vs Boston College	11/25/2024		01:21	0-0	.000	0-0	.000	0-0	.000	0	0	0	1.0	0	0	0	0	0	0	2.0
Alabama St.	11/30/2024		07:35	1-2	.500	0-0	.000	0-0	.000	1	0	1	1.0	1	1	2	0	2	2.0	
Tennessee St.	12/08/2024		01:23	0-0	.000	0-0	.000	0-0	.000	0	0	0	0.8	0	0	2	0	0	0	1.7
Alcorn	12/30/2024		01:49	0-0	.000	0-0	.000	0-0	.000	0	0	0	0.7	0	0	0	0	0	1.4	
Florida	01/16/2025		02:27	0-1	.000	0-0	.000	1-2	.500	2	0	2	0.9	0	0	1	0	1	1.4	
Oklahoma	02/06/2025		02:00	1-1	1.000	0-0	.000	0-0	.000	1	0	1	0.9	1	0	0	0	0	2	1.4
<b>Totals</b>			<b>0 36:38</b>	<b>6-10</b>	<b>.600</b>	<b>0-0</b>	<b>.000</b>	<b>1-2</b>	<b>.500</b>	<b>7</b>	<b>1</b>	<b>8</b>	<b>0.9</b>	<b>3</b>	<b>4</b>	<b>6</b>	<b>1</b>	<b>3</b>	<b>13</b>	<b>1.4</b>

#### Player Averages

Games Played	Minutes/game	Points/game	FG Pct	3FG Pct	FT Pct	Rebounds/game	Assists/game	Turnovers/game	Assist/Turnover ratio	Steals/game	Blocks/game
9	4.1	1.4	60.0	0.0	50.0	0.9	0.4	0.7	0.7	0.3	0.1

### CAREER STATS

		Field Goals		3-Point		F-Throws		Rebounds				Scoring								
SEASON	TEAM	GP-GS	MIN/AVG	FG-FGA	FG%	3FG-3FGA	3FG%	FT-FTA	FT%	OFF	DEF	TOT	AVG	PF-FO	A	TO	BLK	STL	PTS	AVG
2024-25	UM	9-0	37/4.1	6-10	.600	0-0	.000	1-2	.500	7	1	8	0.9	3-0	4	6	1	3	13	1.4
<b>TOTAL</b>		<b>9-0</b>	<b>37/4.1</b>	<b>6-10</b>	<b>.600</b>	<b>0-0</b>	<b>.000</b>	<b>1-2</b>	<b>.500</b>	<b>7</b>	<b>1</b>	<b>8</b>	<b>0.9</b>	<b>3-0</b>	<b>4</b>	<b>6</b>	<b>1</b>	<b>3</b>	<b>13</b>	<b>1.4</b>

ayanna  
20 THOMPSON

Desoto, Texas • Desoto  
Junior • Guard • 6-1

Ole Miss

### NOTES

#### 2023-24 (SOPHOMORE)

- Appeared in 29 games, making her first career start
- Scored a season-high nine points in the Second Round of the NCAA Tournament
- Grabbed a season-best three rebounds twice

#### 2022-23 (FRESHMAN)

- Came off the bench for Ole Miss in 30 games
- Scored a season-high 12 points in the win against Kentucky
- Snagged a career-high eight rebounds against Alabama A&M
- Dished out an assist in six games

#### HIGH SCHOOL

- Member of the No. 11 ranked team nationally at Desoto in 2021
- McDonalds All-America honoree
- Member of the 28-2 team in 2021, winning Desoto's

- first 6A State Title in program history
- Ranked as a four-star prospect and the No. 8 in Texas by ESPN
- Named to the TABC All-State team in 2021

#### PERSONAL

- Born June 9, 2004
- Daughter of Tamara and Jeff Thompson
- Nickname is Yanna

THE THOMPSON FILE	
BIRTHDAY	JUNE 9, 2004
MAJOR	MULTI-DISCIPLINARY STUDIES

OTHER REBELS TO WEAR #20	
Ashley Johnson	2003-06
Kayla Melson	2007-10
Madinah Muhammad	2016-18
Glenda Springfield	1976-79
Nikki Williams	1993-94

CAREER HIGHS	
Points: 12, vs. Kentucky (02/13/23)	
Rebounds: 8, vs. Alabama A&M (11/29/22)	
Assists: 3, vs. UAPB (11/10/24)	
Steals: 4, vs. Alabama St. (11/30/24)	
Blocks: 2, at Stanford (03/19/23)	
Field Goals: 4, 5x, MR: vs. Boston College (11/25/24)	
Free Throws: 3, 3x, MR: at South Alabama (12/18/23)	
Three Pointers: 3, 2x, MR: vs. UAPB (11/10/24)	

SEASON HIGHS	
Points: 11, vs. UAPB (11/10/24)	
Rebounds: 3, 2x, MR: vs. Alabama St. (11/30/24)	
Assists: 3, vs. UAPB (11/10/24)	
Steals: 4, vs. Alabama St. (11/30/24)	
Blocks: 1, 2x, MR: vs. South Alabama (12/15/24)	
Field Goals: 4, 2x, MR: vs. Boston College (11/25/24)	
Free Throws: 2, vs. Tennessee St. (12/08/24)	
Three Pointers: 3, vs. UAPB (11/10/24)	

SEASON SUPERLATIVES	
Double-Figure Points: 2x, MR: vs. Boston College (11/25/24)	
Double-Figure Rebounds: --	
Double-Doubles: --	
5+ Rebounds: --	
5+ Assists: --	
Led Team in Points: --	
Led Team in Rebounds: --	
Led Team in Assists: --	

### SEASON GAME-BY-GAME

Opponent	Date	GS	MIN	Total		3-Pointers		Free throws		Rebounds				PF	A	TO	BLK	STL	PTS	AVG
				FG-FGA	PCT	3FG-3FGA	PCT	FT-FTA	PCT	OFF	DEF	TOT	AVG							
vs Southern California	11/04/2024		11:03	0-1	.000	0-1	.000	0-0	.000	1	0	1	1.0	0	1	0	0	0	0	0.0
Ark.-Pine Bluff	11/10/2024	*	29:21	4-12	.333	3-7	.429	0-0	.000	1	2	3	2.0	1	3	0	0	1	11	5.5
at Delaware St.	11/14/2024		14:10	1-3	.333	1-3	.333	0-0	.000	0	1	1	1.7	2	0	0	0	1	3	4.7
Jackson St.	11/18/2024		19:43	1-3	.333	1-3	.333	0-0	.000	0	0	0	1.3	0	2	1	0	1	3	4.3
vs Boston College	11/25/2024		21:36	4-10	.400	1-5	.200	1-2	.500	0	0	0	1.0	0	1	0	0	1	10	5.4
vs UConn	11/27/2024		06:58	0-0	.000	0-0	.000	0-0	.000	0	0	0	0.8	1	0	1	0	0	0	4.5
Alabama St.	11/30/2024		18:21	2-4	.500	0-2	.000	1-3	.333	0	3	3	1.1	0	2	1	1	4	5	4.6
at NC State	12/05/2024		04:55	0-1	.000	0-1	.000	0-0	.000	0	0	0	1.0	0	0	0	0	1	0	4.0
Tennessee St.	12/08/2024		20:03	1-5	.200	1-4	.250	2-2	1.000	1	1	2	1.1	0	1	0	0	2	5	4.1
South Alabama	12/15/2024		20:54	3-8	.375	1-5	.200	0-0	.000	0	2	2	1.2	2	2	0	1	2	7	4.4
Mississippi Val.	12/21/2024		09:49	0-1	.000	0-1	.000	0-0	.000	0	1	1	1.2	1	0	0	0	0	0	4.0
at Texas A&M	01/05/2025		03:46	0-0	.000	0-0	.000	0-0	.000	1	0	1	1.2	0	0	1	0	0	0	3.7
Vanderbilt	01/09/2025		11:51	0-4	.000	0-4	.000	0-0	.000	0	0	0	1.1	0	2	0	0	0	3.4	
Alabama	01/12/2025		04:56	0-0	.000	0-0	.000	0-0	.000	0	2	2	1.1	1	0	0	0	0	0	3.1
Florida	01/16/2025		00:32	0-0	.000	0-0	.000	0-0	.000	0	0	0	1.1	0	0	0	0	0	0	2.9
at Vanderbilt	02/02/2025		02:13	0-0	.000	0-0	.000	0-0	.000	0	1	1	1.1	0	1	0	0	0	0	2.8
<b>Totals</b>			<b>1 200:10</b>	<b>16-52</b>	<b>.308</b>	<b>8-36</b>	<b>.222</b>	<b>4-7</b>	<b>.571</b>	<b>4</b>	<b>13</b>	<b>17</b>	<b>1.1</b>	<b>8</b>	<b>12</b>	<b>7</b>	<b>2</b>	<b>13</b>	<b>44</b>	<b>2.8</b>

#### Player Averages

Games Played	Minutes/game	Points/game	FG Pct	3FG Pct	FT Pct	Rebounds/game	Assists/game	Turnovers/game	Assist/Turnover ratio	Steals/game	Blocks/game
16	12.5	2.8	30.8	22.2	57.1	1.1	0.8	0.4	1.7	0.8	0.1

### CAREER STATS

		Field Goals		3-Point		F-Throws		Rebounds				Scoring								
SEASON	TEAM	GP-GS	MIN/AVG	FG-FGA	FG%	3FG-3FGA	3FG%	FT-FTA	FT%	OFF	DEF	TOT	AVG	PF-FO	A	TO	BLK	STL	PTS	AVG
2022-23	UM	30-0	374/12.5	35-91	.385	15-46	.326	9-11	.818	25	25	50	1.7	54-0	10	27	2	2	94	3.1
2023-24	UM	29-1	253/8.7	12-49	.245	4-16	.250	7-8	.875	5	13	18	0.6	26-0	9	17	2	12	35	1.2
2024-25	UM	16-1	200/12.5	16-52	.308	8-36	.222	4-7	.571	4	13	17	1.1	8-0	12	7	2	13	44	2.8
<b>TOTAL</b>		<b>75-2</b>	<b>828/11.0</b>	<b>63-192</b>	<b>.328</b>	<b>27-98</b>	<b>.276</b>	<b>20-26</b>	<b>.769</b>	<b>34</b>	<b>51</b>	<b>85</b>	<b>1.1</b>	<b>88-0</b>	<b>31</b>	<b>51</b>	<b>6</b>	<b>27</b>	<b>173</b>	<b>2.3</b>

## #24 MADISON SCOTT

# 24 madison SCOTT

Indian Head, Md. • Bishop McNamara

Graduate • Point Guard/Forward • 6-2



### NOTES

#### 2023-24 (SENIOR\*)

- Member of the First Team All-SEC and SEC All Defensive Team
- Played in 32 games, starting all but one
- Two-time SEC Player of the Week, first player to do so since 2006-07
- Picked up double-digit scoring in 24 games
- Had eight double-doubles
- Scored a career-best 27 points in OT win at Florida

#### 2022-23 (JUNIOR)

- Second Team All-SEC, SEC All-Defensive Team, SEC Community Service Team
- Started in all 34 games for the Rebels
- Totaled a team leading 11 double-doubles, reached the 20 career mark to rank 10th in program history
- Ole Miss' most efficient shooter, with a team leading .510 field goal percentage
- Led the team with 8.0 boards per game, ranked second with 11.6 points per game

#### 2021-22 (SOPHOMORE)

- Started in all 32 games

- Had a career-best performance with 21 points against Jackson State

- 15 games with 10-plus points

#### 2020-21 (FRESHMAN)

- Named the SEC Freshman of the Year, the first for Ole Miss since 2003-04 (Armintie Price)
- Six-time SEC Freshman of the Week, one of three six time winners ever
- Led SEC freshmen in rebounding, averaging 7.1 boards per game

#### HIGH SCHOOL

- ESPN 5-star recruit (No. 13 overall)
- No. 2 wing player nationally by ESPN
- McDonald's All-American (first in Ole Miss women's basketball history)
- Naismith High School Girls Trophy Watch List
- Jordan Brand All-American

#### PERSONAL

- Has three siblings: London, Summer and Zion
- Dean's List throughout entire high school career

### SEASON GAME-BY-GAME

Opponent	Date	GS	MIN	Total		3-Pointers		Free throws		Rebounds			PF	A	TO	BLK	STL	PTS	AVG		
				FG-FGA	PCT	3FG-3FGA	PCT	FT-FTA	PCT	OFF	DEF	TOT								AVG	
vs Southern California	11/04/2024	*	37:49	6-17	.353	2-3	.667	0-2	.000	1	3	4	4.0	3	5	1	0	3	14	14.0	
Ark.-Pine Bluff	11/10/2024	*	19:55	4-8	.500	0-0	.000	0-0	.000	2	1	3	3.5	2	4	1	3	0	8	11.0	
at Delaware St.	11/14/2024	*	23:04	6-12	.500	0-0	.000	1-2	.500	3	2	5	4.0	1	4	1	2	13	11.7		
Jackson St.	11/18/2024	*	18:28	3-6	.500	0-0	.000	3-7	.429	1	2	3	3.8	1	5	3	2	2	9	11.0	
vs Boston College	11/25/2024	*	16:49	2-5	.400	0-0	.000	1-3	.333	0	4	4	3.8	1	0	0	2	0	5	9.8	
vs UConn	11/27/2024	*	36:19	5-17	.294	0-2	.000	0-2	.000	3	4	7	4.3	3	6	1	2	10	9.8		
Alabama St.	11/30/2024	*	17:56	4-5	.800	0-0	.000	1-1	1.000	1	1	2	4.0	0	3	1	1	2	9	9.7	
at NC State	12/05/2024	*	31:02	6-13	.462	0-0	.000	3-7	.429	3	2	5	4.1	3	0	5	3	0	15	10.4	
Tennessee St.	12/08/2024	*	25:01	7-12	.583	1-2	.500	1-2	.500	2	7	9	4.7	3	2	1	0	2	16	11.0	
South Alabama	12/15/2024	*	28:10	2-6	.333	0-1	.000	3-4	.750	2	2	4	4.6	4	4	2	1	1	7	10.6	
Mississippi Val.	12/21/2024	*	32:55	5-5	1.000	0-0	.000	3-3	1.000	4	6	10	5.1	0	6	2	1	0	13	10.8	
Alcorn	12/30/2024	*	26:46	6-8	.750	0-0	.000	0-0	.000	1	6	7	5.3	2	7	0	0	2	12	10.9	
at Auburn	01/02/2025	*	25:15	3-7	.429	0-0	.000	1-2	.500	0	3	3	5.1	5	3	5	0	1	7	10.6	
at Texas A&M	01/05/2025	*	35:54	5-14	.357	0-0	.000	4-6	.667	2	3	5	5.1	2	2	2	0	0	14	10.9	
Vanderbilt	01/09/2025	*	37:21	5-8	.625	0-0	.000	0-0	.000	2	3	5	5.1	1	7	5	1	1	10	10.8	
Alabama	01/12/2025	*	36:40	3-11	.273	0-2	.000	2-2	1.000	1	6	7	5.2	5	5	1	1	0	8	10.6	
Florida	01/16/2025	*	36:24	3-7	.429	0-0	.000	2-2	1.000	0	2	2	5.0	4	5	4	1	0	8	10.5	
at Mississippi St.	01/19/2025	*	38:17	11-18	.611	1-1	1.000	7-8	.875	2	2	4	4.9	2	3	1	1	1	30	11.6	
Texas	01/26/2025	*	40:00	6-13	.462	0-1	.000	5-5	1.000	0	4	4	4.9	3	3	3	0	0	17	11.8	
at Georgia	01/30/2025	*	37:38	6-12	.500	0-0	.000	7-7	1.000	0	8	8	5.1	2	5	2	0	1	19	12.2	
at Vanderbilt	02/02/2025	*	38:26	7-11	.636	0-0	.000	2-3	.667	3	3	6	5.1	3	3	3	2	1	16	12.4	
Oklahoma	02/06/2025	*	28:40	6-13	.462	0-0	.000	0-0	.000	0	1	1	4.9	4	2	0	0	2	12	12.4	
Kentucky	02/10/2025	*	35:46	9-22	.409	0-2	.000	4-4	1.000	2	4	6	5.0	2	0	2	0	2	22	12.8	
<b>Totals</b>			<b>23</b>	<b>704:35</b>	<b>120-250</b>	<b>.480</b>	<b>4-14</b>	<b>.286</b>	<b>50-72</b>	<b>.694</b>	<b>35</b>	<b>79</b>	<b>114</b>	<b>5.0</b>	<b>54</b>	<b>86</b>	<b>44</b>	<b>23</b>	<b>23</b>	<b>294</b>	<b>12.8</b>

#### Player Averages

Games Played	Minutes/game	Points/game	FG Pct	3FG Pct	FT Pct	Rebounds/game	Assists/game	Turnovers/game	Assist/Turnover ratio	Steals/game	Blocks/game
23	30.6	12.8	48.0	28.6	69.4	5.0	3.7	1.9	2.0	1.0	1.0

### CAREER STATS

SEASON	TEAM	GP-GS	MIN/AVG	Field Goals		3-Point		F-Throws		Rebounds				Scoring						
				FG-FGA	FG%	3FG-3FGA	3FG%	FT-FTA	FT%	OFF	DEF	TOT	AVG	PF-FO	A	TO	BLK	STL	PTS	AVG
2020-21	UM	24-20	589/24.6	82-152	.539	0-0	.000	66-98	.673	65	106	171	7.1	61-0	25	33	23	21	230	9.6
2021-22	UM	32-32	837/26.2	118-243	.486	0-1	.000	70-107	.654	92	128	220	6.9	80-4	46	68	29	42	306	9.6
2022-23	UM	34-34	1006/29.6	148-290	.510	0-1	.000	97-146	.664	85	188	273	8.0	76-0	72	70	31	36	393	11.6
2023-24	UM	32-31	990/30.9	152-310	.490	2-9	.222	102-144	.708	67	139	206	6.4	69-0	109	77	20	27	408	12.8
2024-25	UM	23-23	705/30.6	120-250	.480	4-14	.286	50-72	.694	35	79	114	5.0	54-2	86	44	23	23	294	12.8
<b>TOTAL</b>		<b>145-140</b>	<b>4127/28.5</b>	<b>620-1245</b>	<b>.498</b>	<b>6-25</b>	<b>.240</b>	<b>385-567</b>	<b>.679</b>	<b>344</b>	<b>640</b>	<b>984</b>	<b>6.8</b>	<b>340-6</b>	<b>338</b>	<b>292</b>	<b>126</b>	<b>149</b>	<b>1631</b>	<b>11.2</b>

### THE SCOTT FILE

BIRTHDAY	DEC. 27, 2004
MAJOR	PSYCHOLOGY
OTHER REBELS TO WEAR #24	
Chandra Dorsey	1998-01
Shannon Dozier	2019
Bretta Hart	2014-17
Jackie Martin	1988-92
Armintie Price	2004-07

### CAREER HIGHS

Points: 30, at Mississippi St. (01/19/25)  
 Rebounds: 17, vs. Jacksonville (12/14/22)  
 Assists: 8, 4x, MR: vs. Arkansas (03/03/24)  
 Steals: 6, vs. Belmont (11/11/21)  
 Blocks: 4, 3x, MR: at Auburn (01/22/23)  
 Field Goals: 11, at Mississippi St. (01/19/25)  
 Free Throws: 11, vs. LSU (01/07/24)  
 Three Pointers: 2, vs. USC (11/04/24)

### SEASON HIGHS

Points: 30, at Mississippi St. (01/19/25)  
 Rebounds: 10, vs. MVSU (12/21/24)  
 Assists: 7, 2x, MR: vs. Vanderbilt (01/09/25)  
 Steals: 3, vs. USC (11/04/24)  
 Blocks: 3, 2x, MR: at NC State (12/05/24)  
 Field Goals: 11, at Mississippi St. (01/19/25)  
 Free Throws: 7, 2x, MR: at Georgia (01/30/25)  
 Three Pointers: 2, vs. USC (11/04/24)

### SEASON SUPERLATIVES

Double-Figure Points: 15x, MR: vs. #8 Kentucky (02/10/25)  
 Double-Figure Rebounds: 1x, vs. MVSU (12/21/24)  
 Double-Doubles: 1x, vs. MVSU (12/21/24)  
 5+ Rebounds: 12x, MR: vs. #8 Kentucky (02/10/25)  
 5+ Assists: 9x, MR: at Georgia (01/30/25)  
 Led Team in Points: 7x, MR: vs. #8 Kentucky (02/10/25)  
 Led Team in Rebounds: 5x, MR: at Georgia (01/30/25)  
 Led Team in Assists: 12x, MR: at #23 Vanderbilt (02/02/25)



kharyssa

# 33 RICHARDSON

Douglasville, Ga. • New Manchester • Auburn

Junior • Forward • 6-2



THE RICHARDSON FILE	
BIRTHDAY	AUG. 31, 2004
MAJOR	INTEGRATED MARKETING COMM.

OTHER REBELS TO WEAR #33	
Cynthia Autry	1986-87-88-89
Susan Carpenter	1975
Jennie Gadd	1997-98-99
Sherry King	1981-82
Antrice McGill	1990-91

## NOTES

### SOPHOMORE (2023-24)

- Played in all 33 games, starting in six
- Picked up a career-high 21 points on 9-for-10 shooting against Tennessee
- Recorded double-digit scoring in five games
- Had career-best four steals against Alcorn State

- Helped team to regional championship and GHSA Elite Eight in 2021

### PERSONAL

- Born Aug. 31, 2004
- Daughter of Consweller and Vincent Richardson
- Has three brothers - Javier, Jakobe and TJ

### AT AUBURN

- Played in 28 games for the Tigers, starting in all but one
- Ranked second on the team off the glass, averaging 4.7 rpg
- Led AU in rejections with a total of 23 blocks
- Averaged 7.2 points per contest

## CAREER HIGHS

Points: 21, vs. Tennessee (01/28/24)  
 Rebounds: 16, vs. Florida (01/30/23)  
 Assists: 2, 5x, MR: vs. Alcorn St. (12/30/24)  
 Steals: 4, vs. Alcorn St. (12/30/23)  
 Blocks: 3, vs. Oklahoma (11/09/23)  
 Field Goals: 9, vs. Tennessee (01/28/24)  
 Free Throws: 7, vs. Temple (11/15/23)  
 Three Pointers: 2, vs. Tennessee (01/28/24)

### HIGH SCHOOL

- Averaged 18.3 points and 8.9 rebounds as a senior at New Manchester
- Georgia Class 5A All-State selection as a junior

## SEASON HIGHS

Points: 12, 2x, MR: vs. Alcorn St. (12/30/24)  
 Rebounds: 11, vs. UAPB (11/10/24)  
 Assists: 2, vs. Alcorn St. (12/30/24)  
 Steals: 2, vs. Alcorn St. (12/30/24)  
 Blocks: 2, vs. MVSU (12/21/24)  
 Field Goals: 5, vs. MVSU (12/21/24)  
 Free Throws: 4, vs. South Alabama (12/15/24)  
 Three Pointers: 1, 3x, MR: at Auburn (01/02/25)

## SEASON GAME-BY-GAME

Opponent	Date	GS	MIN	Total		3-Pointers		Free throws		Rebounds				PF	A	TO	BLK	STL	PTS	AVG
				FG-FGA	PCT	3FG-3FGA	PCT	FT-FTA	PCT	OFF	DEF	TOT	AVG							
vs Southern California	11/04/2024		05:17	0-3	.000	0-1	.000	0-0	.000	0	0	0	0.0	2	0	3	1	0	0	0.0
Ark.-Pine Bluff	11/10/2024		14:43	1-5	.200	1-3	.333	2-2	1.000	1	10	11	5.5	1	0	1	1	0	5	2.5
at Delaware St.	11/14/2024		14:01	2-3	.667	0-0	.000	0-0	.000	0	2	2	4.3	0	0	1	0	0	4	3.0
Jackson St.	11/18/2024		09:24	0-3	.000	0-0	.000	1-2	.500	1	0	1	3.5	1	0	0	0	0	1	2.5
vs Boston College	11/25/2024		05:00	0-0	.000	0-0	.000	0-0	.000	0	0	0	2.8	2	0	0	0	0	0	2.0
Alabama St.	11/30/2024		16:54	2-4	.500	0-1	.000	3-4	.750	1	1	2	2.7	2	1	2	1	1	7	2.8
at NC State	12/05/2024		09:00	0-5	.000	0-2	.000	0-0	.000	0	1	1	2.4	1	0	0	0	0	0	2.4
Tennessee St.	12/08/2024		12:29	0-2	.000	0-0	.000	2-2	1.000	0	1	1	2.3	3	0	2	0	0	2	2.4
South Alabama	12/15/2024		07:06	1-2	.500	0-0	.000	4-4	1.000	0	2	2	2.2	3	0	2	0	0	6	2.8
Mississippi Val.	12/21/2024	*	21:26	5-10	.500	0-1	.000	2-5	.400	3	0	3	2.3	2	1	5	2	0	12	3.7
Alcorn	12/30/2024		16:17	4-7	.571	1-1	1.000	3-4	.750	0	2	2	2.3	1	2	0	0	2	12	4.5
at Auburn	01/02/2025		20:03	3-6	.500	1-2	.500	0-0	.000	1	0	1	2.2	4	0	1	1	0	7	4.7
at Texas A&M	01/05/2025		04:06	0-0	.000	0-0	.000	0-0	.000	0	0	0	2.0	1	0	0	0	1	0	4.3
Vanderbilt	01/09/2025		14:46	3-6	.500	0-0	.000	1-1	1.000	2	2	4	2.1	3	0	0	0	0	7	4.5
Alabama	01/12/2025		02:27	0-0	.000	0-0	.000	0-0	.000	0	1	1	2.1	1	0	1	0	0	0	4.2
Florida	01/16/2025		16:12	4-8	.500	0-2	.000	2-2	1.000	0	1	1	2.0	3	1	2	0	0	10	4.6
at Georgia	01/30/2025		05:00	0-2	.000	0-0	.000	0-0	.000	0	0	0	1.9	1	0	0	0	0	0	4.3
Oklahoma	02/06/2025		01:18	0-1	.000	0-0	.000	0-0	.000	0	0	0	1.8	0	0	1	0	0	0	4.1
Kentucky	02/10/2025		02:09	0-0	.000	0-0	.000	0-0	.000	0	0	0	1.7	0	0	0	0	0	0	3.8
<b>Totals</b>		<b>1</b>	<b>197:38</b>	<b>25-67</b>	<b>.373</b>	<b>3-13</b>	<b>.231</b>	<b>20-26</b>	<b>.769</b>	<b>9</b>	<b>23</b>	<b>32</b>	<b>1.7</b>	<b>31</b>	<b>5</b>	<b>21</b>	<b>6</b>	<b>4</b>	<b>73</b>	<b>3.8</b>

## SEASON SUPERLATIVES

Double-Figure Points: 3x, MR: vs. Florida (01/16/25)  
 Double-Figure Rebounds: 1x, vs. UAPB (11/10/24)  
 Double-Doubles: --  
 5+ Rebounds: 1x, vs. UAPB (11/10/24)  
 5+ Assists: --  
 Led Team in Points: --  
 Led Team in Rebounds: 1x, vs. UAPB (11/10/24)  
 Led Team in Assists: --

### Player Averages

Games Played	Minutes/game	Points/game	FG Pct	3FG Pct	FT Pct	Rebounds/game	Assists/game	Turnovers/game	Assist/Turnover ratio	Steals/game	Blocks/game
19	10.4	3.8	37.3	23.1	76.9	1.7	0.3	1.1	0.2	0.2	0.3


## CAREER STATS



SEASON	TEAM	GP-GS	MIN/AVG	Field Goals		3-Point		F-Throws		Rebounds				Scoring						
				FG-FGA	FG%	3FG-3FGA	3FG%	FT-FTA	FT%	OFF	DEF	TOT	AVG	PF-FO	A	TO	BLK	STL	PTS	AVG
2022-23	AU	28-27	597/21.3	79-182	.434	0-8	.000	43-55	.782	54	77	131	4.7	73-0	7	37	24	25	201	7.2
2023-24	UM	33-6	523/15.8	70-159	.440	8-16	.500	45-65	.692	26	75	101	3.1	49-0	15	50	16	18	193	5.8
2024-25	UM	19-1	198/10.4	25-67	.373	3-13	.231	20-26	.769	9	23	32	1.7	31-0	5	21	6	4	73	3.8
<b>TOTAL FOR UM</b>		<b>52-7</b>	<b>720/13.8</b>	<b>95-226</b>	<b>.420</b>	<b>11-29</b>	<b>.379</b>	<b>65-91</b>	<b>.714</b>	<b>35</b>	<b>98</b>	<b>133</b>	<b>2.6</b>	<b>80-0</b>	<b>20</b>	<b>71</b>	<b>22</b>	<b>22</b>	<b>266</b>	<b>5.1</b>
<b>TOTAL</b>		<b>80-34</b>	<b>1317/16.5</b>	<b>174-408</b>	<b>.426</b>	<b>11-37</b>	<b>.297</b>	<b>108-146</b>	<b>.740</b>	<b>89</b>	<b>175</b>	<b>264</b>	<b>3.3</b>	<b>153-0</b>	<b>27</b>	<b>108</b>	<b>46</b>	<b>47</b>	<b>467</b>	<b>5.8</b>

rhema  
**35 COLLINS**

Nassau, Bahamas • The Webb School (Tenn.)

Sophomore • Forward • 6-2



### NOTES

#### FRESHMAN (2023-24)

- Appeared in 11 games for Ole Miss
- Picked up a season-high five points versus Mississippi Valley State
- Grabbed career-high four rebounds two times

#### HIGH SCHOOL

- Integral part in The Webb School winning back-to-back Tennessee Division II-A State Championships in 2021 and 2022
- Represented the Bahamas at the 2019 Centrobasket U17 Women's Championship
- Second Bahamian to play under McPhee-McCuin at Ole Miss, joining former Rebel Valerie Nesbitt (2020-21)

#### PERSONAL

- Born Jan. 8, 2005
- Daughter of Angela and Steve Collins

### SEASON GAME-BY-GAME

Opponent	Date	GS	MIN	Total		3-Pointers		Free throws		Rebounds				PF	A	TO	BLK	STL	PTS	AVG
				FG-FGA	PCT	3FG-3FGA	PCT	FT-FTA	PCT	OFF	DEF	TOT	AVG							
vs Southern California	11/04/2024		00:53	0-1	.000	0-0	.000	0-0	.000	0	0	0	0.0	0	0	0	0	0	0	0.0
Ark.-Pine Bluff	11/10/2024		04:39	0-0	.000	0-0	.000	0-0	.000	1	2	3	1.5	0	0	0	0	0	0	0.0
at Delaware St.	11/14/2024		02:55	0-1	.000	0-0	.000	0-0	.000	1	0	1	1.3	0	0	0	0	0	0	0.0
Jackson St.	11/18/2024		06:14	0-2	.000	0-0	.000	2-2	1.000	1	0	1	1.3	0	0	0	0	2	2	0.5
vs Boston College	11/25/2024		10:05	1-2	.500	0-0	.000	3-6	.500	3	2	5	2.0	1	2	0	1	1	5	1.4
vs UConn	11/27/2024		03:24	1-1	1.000	0-0	.000	0-0	.000	1	0	1	1.8	0	0	0	0	0	2	1.5
Alabama St.	11/30/2024		07:15	1-4	.250	0-0	.000	1-2	.500	2	3	5	2.3	1	0	2	2	1	3	1.7
Tennessee St.	12/08/2024		12:38	4-5	.800	0-0	.000	4-6	.667	3	1	4	2.5	3	1	2	1	12	3.0	
South Alabama	12/15/2024		13:53	4-5	.800	0-0	.000	2-3	.667	0	1	1	2.3	2	0	1	1	3	10	3.8
at Auburn	01/02/2025		00:14	0-0	.000	0-0	.000	0-0	.000	0	0	0	2.1	1	0	0	0	0	3.4	
Vanderbilt	01/09/2025		01:55	0-1	.000	0-0	.000	0-0	.000	1	1	2	2.1	0	0	1	0	0	3.1	
Kentucky	02/10/2025		03:03	1-3	.333	0-0	.000	0-1	.000	2	0	2	2.1	0	0	0	0	2	3.0	
<b>Totals</b>			<b>0 67:07</b>	<b>12-25</b>	<b>.480</b>	<b>0-0</b>	<b>.000</b>	<b>12-20</b>	<b>.600</b>	<b>15</b>	<b>10</b>	<b>25</b>	<b>2.1</b>	<b>8</b>	<b>3</b>	<b>5</b>	<b>6</b>	<b>8</b>	<b>36</b>	<b>3.0</b>

#### Player Averages

Games Played	Minutes/game	Points/game	FG Pct	3FG Pct	FT Pct	Rebounds/game	Assists/game	Turnovers/game	Assist/Turnover ratio	Steals/game	Blocks/game
12	5.6	3.0	48.0	0.0	60.0	2.1	0.3	0.4	0.6	0.7	0.5

### THE COLLINS FILE

<b>BIRTHDAY</b>	<b>JANUARY 8, 2005</b>
<b>MAJOR</b>	<b>EXERCISE SCIENCE</b>

### OTHER REBELS TO WEAR #35

Jan Barnett	1977-78-79-80
Tarsha Bethley	1996-97-98-99
Vikki Craig	1983, 1985-86
Shawn Goff	2006-07-08-09
Michelle Hartzog	1987-88-89-90
Dorianne Johnson	1993-94
Liz Marable	1980-81

### CAREER HIGHS

Points: 12, vs. Tennessee St. (12/08/24)  
 Rebounds: 5, 2x, MR: vs. Alabama St. (11/30/24)  
 Assists: 2, vs. Boston College (11/25/24)  
 Steals: 3, vs. South Alabama (12/15/24)  
 Blocks: 2, 3x, MR: vs. Tennessee St. (12/08/24)  
 Field Goals: 4, vs. Tennessee St. (12/08/24)  
 Free Throws: 4, vs. Tennessee St. (12/08/24)  
 Three Pointers: 1, at Southern Miss (12/02/23)

### SEASON HIGHS

Points: 12, vs. Tennessee St. (12/08/24)  
 Rebounds: 5, 2x, MR: vs. Alabama St. (11/30/24)  
 Assists: 2, vs. Boston College (11/25/24)  
 Steals: 3, vs. South Alabama (12/15/24)  
 Blocks: 2, 2x, MR: vs. Tennessee St. (12/08/24)  
 Field Goals: 4, 2x, MR: vs. South Alabama (12/15/24)  
 Free Throws: 4, vs. Tennessee St. (12/08/24)  
 Three Pointers: --

### SEASON SUPERLATIVES

Double-Figure Points: 2x, MR: vs. South Alabama (12/15/24)  
 Double-Figure Rebounds: --  
 Double-Doubles: --  
 5+ Rebounds: 2x, MR: vs. Alabama St. (11/30/24)  
 5+ Assists: --  
 Led Team in Points: --  
 Led Team in Rebounds: --  
 Led Team in Assists: --

### CAREER STATS

		Field Goals		3-Point		F-Throws		Rebounds				Scoring								
SEASON	TEAM	GP-GS	MIN/AVG	FG-FGA	FG%	3FG-3FGA	3FG%	FT-FTA	FT%	OFF	DEF	TOT	AVG	PF-FO	A	TO	BLK	STL	PTS	AVG
2023-24	UM	11-0	55/5.0	2-9	.222	1-1	1.000	6-9	.667	7	9	16	1.5	7-0	3	4	2	1	11	1.0
2024-25	UM	12-0	67/5.6	12-25	.480	0-0	.000	12-20	.600	15	10	25	2.1	8-0	3	5	6	8	36	3.0
<b>TOTAL</b>		<b>23-0</b>	<b>122/5.3</b>	<b>14-34</b>	<b>.412</b>	<b>1-1</b>	<b>1.000</b>	<b>18-29</b>	<b>.621</b>	<b>22</b>	<b>19</b>	<b>41</b>	<b>1.8</b>	<b>15-0</b>	<b>6</b>	<b>9</b>	<b>8</b>	<b>9</b>	<b>47</b>	<b>2.0</b>





**0** SIRA THIENOU  
Fr. • G • 6-0



**1** KK DEANS  
Gr. • G • 5-8



**2** TAMEIYA SADLER  
Gr. • G • 5-7



**3** KENNEDY TODD-WILLIAMS  
Sr. • G • 6-0



**7** STARR JACOBS  
Gr. • F • 6-0



**9** JITE GBEMUTOR  
Fr. • F • 6-2



**10** J'ADORE YOUNG  
So. • C • 6-4



**11** FATUMATA DJALÓ  
Fr. • G • 5-10



**12** CHRISTEEN IWUALA  
Jr. • F • 6-2



**13** MARIYAH NOEL  
So. • G • 5-11



**14** HELOISA CARRERA  
Fr. • F • 6-2



**20** AYANNA THOMPSON  
Jr. • G • 6-1




**24** MADISON SCOTT  
Gr. • G/F • 6-2




**33** KHARYSSA RICHARDSON  
Jr. • F • 6-2



**35** RHEMA COLLINS  
So. • F • 6-2



YOLETT MCPHEE-MCCUIN  
HEAD COACH



EMPRESS DAVENPORT  
ASSISTANT COACH



KAYLA GORDON  
ASSISTANT COACH



QUENTIN HILLSMAN  
ASSISTANT COACH



JOY SMITH  
ASSISTANT COACH



JACOB WHITEHEAD  
ASSISTANT COACH




MICHONNE GAMBLE-RIVERS  
ASST. AD-PLAYER ENGAGEMENT




CHELSEA WOLF  
ASST. AD-BASKETBALL OPS.



PATRICK HENRY  
ASSOC. AD-WOMEN'S BASKETBALL



ZACHARY HOPP  
COORD. OF SCOUTING



MYAH TAYLOR  
COORD. BASKETBALL OPS.



ASHTON HOPP  
ASSISTANT TO THE HC