




2024-25 WOMEN'S GOLF RECORD BOOK



2024-25 ROSTER



NATALIE BLONIEN
Freshman
Altus, Okla.



GIOVANNA FERNANDEZ
Senior
Asuncion, Paraguay



MARIA JOSE MARIN
Sophomore
Cali, Colombia



CORY LOPEZ
Redshirt Senior
Monterrey, Mexico



ANNA KATE NICHOLS
Freshman
Little Rock, Ark.



ABBEY SCHUTTE
Sophomore
Goodyear, Ariz.



CLARISA TEMELO
Queretaro, Freshman
Mexico




KENDALL TODD
Senior
Goodyear, Ariz.



REAGAN ZIBILSKI
Junior
Springfield, Mo.



SHAUNA TAYLOR
Head Coach
18th Season (23rd overall)



MIKE ADAMS
Assistant Coach
18th Season



MARTINA GAVIER
DOGO/Assistant Coach
2nd Season

2024-25 ALPHABETICAL ROSTER

NAME	YEAR	HOMETOWN/PREVIOUS SCHOOL
Natalie Blonien	Fr.	Altus, Okla./Altus HS
Giovanna Fernandez	Sr.	Asuncion, Paraguay/Montverde Academy
Maria Jose Marin	So.	Cali, Colombia / Gimnasio La Khumbre
Cory Lopez	R-Sr.	Monterrey, Mexico/Prepa Anahuac - Campus San Agustin
Anna Kate Nichols	Fr.	Little Rock, Ark./ Pulaski Academy
Abbey Schutte	So.	Goodyear, Ariz./Connections Academy
Clarisa Temelo	Fr.	Queretaro, Mexico/John F. Kennedy
Kendall Todd	Sr.	Goodyear, Ariz./UNLV
Reagan Zibilski	Jr.	Springfield, Mo./Springfield Catholic

Head Coach: Shauna Taylor (Georgia, 2000) - 18th Season (23rd overall)
Assistant Coach: Mike Adams (Newberry College, 1977) - 18th Season
DOGO/Assistant Coach: Martina Gavier (Kent State, 2011) - 2nd Season

QUICK FACTS



2024-25 QUICK FACTS

Location..... Fayetteville, Ark.
 Enrollment..... 33,610
 Colors..... Cardinal and White
 Founded..... March 27, 1871; 153 years ago
 Nickname..... Razorbacks
 Chancellor..... Dr. Charles F. Robinson
 Athletic Director..... Hunter Yurachek
 Athletic Dept. Phone..... 479-575-4959
 Home Course..... Blessings (72/6,100)

COACHING STAFF

Head Coach..... Shauna Taylor
 Alma Mater..... Georgia, 2000
 Years at Arkansas..... 23
 Years as head coach..... 18
 Assistant Coach..... Mike Adams
 Alma Mater..... Newberry College, 1977
 Years at Arkansas..... 18

PROGRAM HISTORY

NCAA Championship Appearances..... 12
 Best Finish..... 4, 2019
 Best Individual Finish..... 1st, Maria Fassi, 2019
 1st, Stacy Lewis, 2007
 NCAA Regional Appearances..... 22
 Best Finish..... 1st, 2024
 1st, 2018
 Best Individual Finish..... TI, Kajal Mistry, 2024
 1st, Maria Fassi, 2018
 SEC Appearances..... 28
 Best Finish..... 1st, 2018
 Best Individual Finish..... 1st
 2005..... Stacy Lewis
 2008..... Stacy Lewis
 2018..... Maria Fassi (Lost playoff)
 2019..... Maria Fassi
 Tournament Titles..... 29 (7 in 2017-18)

TEAM INFORMATION

SEC Finish..... 6th
 L, vs. Texas A&M (3-1-1 Match Play Quarterfinals)
 NCAA Regional Finish..... 1st
 NCAA Championship Finish..... 10th

Returners..... 5
 Giovanna Fernandez..... Asunción, Paraguay
 Maria Jose Marin..... Cali, Colombia
 Cory Lopez..... Monterrey, Mexico
 Abbey Schutte..... Goodyear, Arizona
 Kendall Todd..... Goodyear, Ariz.
 Reagan Zibilski..... Springfield, Mo
 Newcomers..... 3
 Natalie Blonien..... Altus, Okla.
 Anna Kate Nichols..... Little Rock, Ark.
 Clarisa Temelo..... Queretaro, Mexico

MEDIA INFORMATION

Assistant Communications Director..... Fuller Birch
 Email..... fdbirch@uark.edu
 Cell..... 479-790-9426
 Twitter..... @fullerbirch
 Website..... ArkansasRazorbacks.com
 On Twitter..... @RazorbackWGolf
 Shauna Estes-Taylor..... @EstesTaylor
 Mike Adams..... @CoachMikeAdams
 On Instagram..... @ArkansasWGolf
 Facebook..... Facebook.com/RazorbackWGolf

STACY LEWIS GIVES BACK



Former University of Arkansas and current Ladies Professional Golf Association star Stacy Lewis became the first female member of the Razorback Foundation's Century Circle, with her gift to the golf program.

Lewis, a The Woodlands, Texas, native, is the first former female student-athlete to donate \$100,000 or more to the program. Her gift is earmarked for expansion of the Razorback golf training facilities at Blessings.

"We are grateful to Stacy Lewis for her generous gift which will directly benefit current and future Razorback student-athletes," former Vice Chancellor and Director of Athletics Jeff Long said. "Despite her demanding schedule, Stacy continues to support the Razorbacks in a variety of ways including remaining active with our women's golf program. Stacy's personal story of overcoming adversity to achieve success continues to serve as an inspiration to others. We are extremely proud of Stacy and what she is doing on the LPGA Tour and in our community. She is a tremendous ambassador for the University of Arkansas and for the Razorback program."

Lewis is a 13-time winner on the LPGA Tour with two major victories (2013 RICOH Women's British Open and 2011 Kraft Nabisco Championship). At the time of the donation, Lewis was ranked No. 2 in the world and was the highest ranked American player. She is currently positioned inside the top 50 women's golfers on the LPGA Tour.

"I was fortunate enough to get to know Stacy at a time when golf took a back seat to her getting healthy after surgery," said Arkansas head coach Shauna Estes-Taylor. "It was during this time I really began to understand her commitment to her dream of becoming a professional athlete. As I worked with her that first year when she was so limited physically, I saw that Stacy was invested in not only

her own success but the success and growth of our program. She had a great student-athlete experience at Arkansas and now her gift will enhance the experience of others who have the dream of being Razorbacks."

"We are so proud of all that Stacy has accomplished," said G. David Gearhart, the university's former chancellor. "This generous gift reflects her own pride in her alma mater and her commitment to helping other U of A students pursue their dreams and goals. We are most appreciative of her gift."

Lewis was a member of the Razorback women's golf team from 2005-08. She redshirted her first season on campus after having surgery to address her scoliosis. Lewis recovered quickly earning four All-Southeastern Conference and National Golf Coaches Association All-America honors. Lewis was a two-time SEC Championship medalist and won the 2007 NCAA Individual title shooting a course record 66 in the final round at LPGA International.

While at Arkansas, Lewis helped the Razorbacks to four NCAA Regional selections and three NCAA Championship team appearances. Arkansas won three tournaments and Lewis picked up a school record 13 individual titles during her collegiate career.

Lewis graduated in 2008 with a degree in finance from Arkansas. She won Qualifying School in the fall of 2008 to earn her LPGA Tour Card in her first year as a pro.

The Razorback Foundation's Century Circle has more than 50 members who have contributed to fund various programs on campus.

STACY'S GIFT - SEC INSIDER

STACY LEWIS: HURRICANE HARVEY 'CHANGED MY PERSPECTIVE ON THINGS'

(CNN)

Closing in on her first LPGA win since 2014, Stacy Lewis admits that lifting the trophy and pocketing the \$195,000 prize money were far from her thoughts.

Instead, the American golfer had another goal on her mind: to donate her Cambia Portland Classic winnings to the Houston Relief Fund set up in the aftermath of Hurricane Harvey.

It was a victory for the people of Houston -- the town she now calls home.

"This week changed my perspective on things a lot," Lewis told CNN. "You kind of get caught up in trying to win golf tournaments. Trying to win was the last thing I was thinking about -- I was thinking about that check.

"It's amazing how that's all I had worked for over the past three years -- about getting the win, and yet that was the last thing I thought about on Sunday."

The hurricane has claimed 53 lives and forced tens of thousands out of their homes and into aid shelters. Houston authorities have said it will "take years" for the city to recover as it comes to terms with the extent of the devastation.

One of 32-year-old Lewis' sponsors agreed to match her donation, while another has donated an undisclosed amount. The two-time major champion said she hopes the money will help rebuild housing for those whose lives have been devastated by the storm.

"I learned a lot about needing to have an appreciation for what we get to do," Lewis added. "There are always people to help, whether it's a hurricane or a storm, there will always be people who are in a worse situation than us.

"I've always thought athletes are role models. You're gifted with a talent, you're gifted with an ability, and it's not just to go out there and play golf, play football, or whatever it is.

"There's always going to be people watching you. You're a role model whether you like it or not."

A long wait comes to an end.

Lewis moved to Texas at the age of 11, and still lives there with her husband Gerrod Chadwell, who is the University of Houston's head coach of women's golf.



Lewis poses with her winner's check, donated to the Houston Relief Fund

She had promised the day before the event to donate her winnings to her adopted hometown and delivered in style following 12 runner-up finishes since her last LPGA victory.

* Content taken straight from the story by CNN. Some of the details are out of date, updated.

BLESSINGS EXPANSION



The expansion of the Razorbacks Training facility, the Fred and Mary Smith Center, includes an indoor putting facility with surface that allows the Razorbacks to hone their short game skills in all areas. The space also includes expanded locker rooms, as well as a weight room that will allow each team to do golf-specific training on site at the golf course.

BLESSINGS GOLF CLUB



Blessings Golf Club was developed with the vision of being a club of comfort to its members and their guests by providing a superior golfing experience designed to test championship golfers on every shot. The Club is located in Johnson, Arkansas, and is the home to the University of Arkansas Men's and Women's Golf Teams.

The impeccably maintained course stretches to over 7,900 yards from the back tees and plays through two distinct landforms—the Clear Creek floodplain and a plateau that rises to 65 feet above the floodplain where it's bisected by a series of ravines. Both the outward and inward nines climb up and down between the two topographies, creating drama and variety on each hole. The course was originally designed by architect Robert Trent Jones, Jr. with a redesign recently completed by noted architect Kyle Phillips.

The extensive practice areas are unrivaled and provide both indoor and outdoor facilities. The Indoor Short Game Practice and Fitness Facility includes a 9,000 square foot short game practice area with a 3,000 square foot putting and chipping green designed by Dave Pelz. The facility also provides a state-of-the-art 2,000 square foot fitness facility. The Razorback Center houses five indoor hitting bays and one private teaching bay with video analysis equipment. The building also includes locker facilities and a break room for the University of Arkansas golf teams.

The outdoor practice areas feature a range with multiple teeing areas and numerous range targets to allow realistic practice sessions. The short game facilities include several bentgrass putting and short game greens as well as a bermudagrass green. A separate three-acre short game practice area has also been added which features practice greens that are 4,500 and 16,000 square feet in size, practice bunkers and a putting green.

The clubhouse, a Marlon Blackwell design, has won numerous awards including recognition by Architectural Digest as one of the top golf clubhouses in the world. Amenities include a well-appointed golf shop, locker facilities, multiple dining venues and a pool.

The course contact is Richard Cromwell, CCM, PGA, General Manager/COO; and Justin Sellin, PGA, Head Golf Professional.

PINNACLE COUNTRY CLUB



Women's professional golf is a fixture in the state of Arkansas, joining the Razorbacks at one of their home courses - Pinnacle Country Club in Rogers. Located in the northwest portion of The Natural State, Pinnacle Country Club hosts an international field of LPGA Tour professionals at the Walmart Northwest Arkansas Championship presented by P&G at Pinnacle Country Club. The week-long championship includes a variety of community events, Pro-Am play and three days of LPGA competition.

The Razorbacks are currently the only Southeastern Conference team whose course is hosting an LPGA event this year and are one of just a handful of major college programs with an event on one of their home courses.

In addition, the Razorbacks compete all season to qualify for a spot to play in the tournament as a sponsor exemption, as well as three have the opportunity to play on Monday to qualify for one of the two play-in spots for the championship.

Founded in 1990, Pinnacle Country Club is one of Northwest Arkansas' premier golf and tennis facilities. The course, designed by Don Sechrest in association with Bruce Lietzke, stretches 6,695 yards from the back tees with a course rating of 72.8 and a slope of 131. The Razorbacks compete from Pinnacle's white tees with a length of 6,102 yards.

Located 20 minutes north of Fayetteville in Rogers, Arkansas, Pinnacle is known both for its course difficulty and homesite elegance.

Pinnacle is graced with generous landing areas, but its large, undulated greens require both precision and accuracy. Its par 3s are extremely challenging including Pinnacle's signature hole, No. 15. This hole requires a golfer's most accurate mid-iron as the 160-yard downhill shot must carry to an island green.

While young in its existence, Pinnacle has a history as host of prestigious events including the Greg Norman Challenge in 1990 and the Philips Classic in 1992, an event that included several senior PGA players.

The grand clubhouse provides a comfortable setting for casual entertaining as well as formal events. The elegant design and location of the clubhouse evoke the Southern hospitality that welcomes all members "home."



WALMART NWA CHAMPIONSHIP



Stacy Lewis wins in 2014.

Northwest Arkansas returned to the Ladies Professional Golf Association's schedule in 2007 hosting the Walmart Northwest Arkansas LPGA Championship at Pinnacle Country Club.

Arkansas has been home to several events beginning with the Hardscrabble Women's Invitational Oct. 17-21, 1950, in Fort Smith, Arkansas. The event was won by Patty Berg.

The Hardscrabble Open returned to Fort Smith in 1952 and was followed by the Arkansas Open at the Country Club of Hot Springs, in Hot Springs, Arkansas, in 1956.

The LPGA added the Walmart Northwest Arkansas Championship in 2007. The commitment allows the Arkansas women's golf team and the Northwest Arkansas community to enjoy the sport at its best.

The inaugural event in 2007 was spectacular for Arkansas fans. Then junior Stacy Lewis earned a sponsor's exemption to play in the event and she blistered the course by shooting a 65 in the first round.

Eight inches of rain, however, washed away Lewis' "win" as the tournament was declared a "non-event." Lewis was awarded the trophy and invited back for the 2008 event.



WALMART NW ARKANSAS CHAMPIONSHIP

QUICK FACTS

Location: Pinnacle Country Club; Rogers, Ark.

Coverage: The GOLF Channel

Inaugural Event: 2007

Unofficial winner Stacy Lewis*

*Event was rained out/not completed

PAST WINNERS

2008	Seon Hwa Lee
2009	Jiyai Shin
2010	Yani Tseng
2011	Yani Tseng
2012	Ai Miyazato
2013	Inbee Park
2014	Stacy Lewis
2015	Na Yeon Choi
2016	Lydia Ko
2017	So Yeon Ryu
2018	Nasa Hataoka
2019	Sung Hyun Park
2020	Austin Ernst
2021	Nasa Hataoka
2022	Atthaya Thitikul
2023	Haeran Ryu

RAZORBACKS AT THE EVENT

Exemptions

2007	Stacy Lewis
2008	Stacy Lewis
2009	Lucy Nunn
2010	Kelli Shean
2011	Emily Tubert
2012	Emily Tubert
2013	Gaby Lopez
2014	Gaby Lopez, Emily Tubert
Road To The #NWACHampionship started	
2015	Gaby Lopez
2016	Maria Fassi
2017	Alana Uriell
2018	Maria Fassi
2019	Maria Fassi (as NCAA Champion)
2020	Ela Anaconda, Maria Hoyos, Brooke Matthews
2021	Cory Lopez, Brooke Matthews
2022	Kajal Mistry
2023	Miriam Ayora

Qualifying Spots

Year	Player	Place	Score	To Par
2007	None			
2008	Lucy Nunn*	1	70	
	Kristin Ingram	-	81	
2009	Kelli Shean*			
	Kristin Ingram			
2010	Corinna Rees	-	78	
	Victoria Vela	-	82	
2011	Emma Lavy	T13	79	+8
	Victoria Vela	T16	80	+9
	Amanda McCurdy (P)	-	74	+3
	Courtney Mahon (P)	-	80	+9
	Kelli (Shean) Rackley (P)	-	84	+13
2012	Emma Lavy			
2013	Emma Lavy			
2014	Summar Roachell			
	Regina Plasencia	-	77	+5
2015	Samantha Marks*	1	70	E
	Regina Plasencia	-	75	+3
	Emily Tubert (P)			
2016	Alana Uriell*	1	64	-7
	Regina Plasencia* (P)	2	69	-2
2017	Regina Plasencia* (P)	1	66	-5
	Maria Fassi	T3	68	-3
	Victoria Vela (P)	T8	71	E
	Kaylee Benton	T11	72	+1
	Summar Roachell (P)	T3	73	+2
2018	Dylan Kim*	T1	65	-6
	Alana Uriell	T7	69	-2
	Summar Roachell (P)	T7	69	-2
	Emily Tubert (P)	T12	71	E
	Kaylee Benton	T21	74	+3
2019	Dylan Kim*	2	68	-4
	Brooke Matthews		73	+1
	Ximena Gonzalez		79	+7
2021	Kajal Mistry*	1		
	Ela Anaconda			
	Julia Greggs			
2022	Miriam Ayora	T4	69	-2
	Ffion Tynan	11	72	+1
	Julia Gregg	18	74	+3

2023	Kajal Mistry
	Kendall Todd
	Emily Tubert (P)
	Reagan Zibolski
*Advanced out of the Monday Qualifier	
(P)-Played as a professional (no longer on Arkansas' roster)	

RESULTS

2007	Stacy Lewis	1	34-31=65+
2008	Stacy Lewis	49	69-69-75=213
	Lucy Nunn	CUT	82-74=156
2009	Stacy Lewis	21	73-67-71=211
	Kelli Shean	T27	76-67-69=212
2010	Stacy Lewis	T9	69-69-69=207
	Kelli Shean	CUT	74-73=147
2011	Stacy Lewis	11	66-69-70=205
	Emily Tubert	T48	74-68-71=213
2012	Stacy Lewis	T19	70-69-70=209
	Emily Tubert	CUT	74-78=152
2013	Stacy Lewis	T4	67-65-71=203
	Gaby Lopez	CUT	79-74=153
2014	Stacy Lewis	1	70-66-65=201
	Gaby Lopez	T57	70-72-71=213
	Emily Tubert	CUT	74-78=152
2015	Stacy Lewis	T3	68-65-68=201
	Gaby Lopez	T29	73-65-69=207
	Samantha Marks	CUT	75-75=150
2016	Stacy Lewis	T25	67-70-68=205
	Gaby Lopez	T60	68-71-70=209
	Maria Fassi	CUT	73-69=142
	Alana Uriell	CUT	70-75=145
	Regina Plasencia	CUT	72-71=143
2017	Stacy Lewis	T4	66-65-69=200
	Gaby Lopez	T10	68-68-67=203
	Alana Uriell	CUT	71-73=144
	Regina Plasencia	CUT	80-67=147
	Emily Tubert	CUT	72-81=153
2018	Stacy Lewis	T22	66-72-66=205
	Gaby Lopez	T55	63-75-71=209
	Dylan Kim	CUT	70-72=142
	Maria Fassi	CUT	73-73=146
2019	Gaby Lopez	T13	67-67-66=200
	Stacy Lewis	T48	68-68-69=205
	Alana Uriell	CUT	71-69=140
	Kaylee Benton	CUT	71-70=141
	Maria Fassi	CUT	70-73=143
	Dylan Kim*	CUT	76-75=151
2020	Maria Fassi	T15	67-67-68=202
	Stacy Lewis	T28	66-68-70=204
	Brooke Matthews*	T49	70-69-67=206
	Gaby Lopez	T59	68-71-68=207
	Alana Uriell	CUT	72-70=142
	Maria Hoyos*	CUT	72-77=149
	Ela Anaconda*	CUT	75-77=152
2021	Stacy Lewis	T6	67-68-66=201
	Maria Fassi	T51	68-67-73=208
	Brooke Matthews*	T71	67-70-74=211
	Gaby Lopez	T82	70-71-73=214
	Cory Lopez*	CUT	73-76=149
	Kajal Mistry*	CUT	77-73=150
2022	Gaby Lopez	T64	67-71-72=210
	Alana Uriell	T69	72-66-75=213
	Maria Fassi	CUT	72-68=140
	Stacy Lewis	CUT	74-67=141
	Kajal Mistry*	CUT	73-71=144
	Brooke Matthews	CUT	72-74=146
2023			
	+Rained Out		
	*Played as amateur		
STACY LEWIS			
+2007	34-31=65	1	-
2008	69-69-75=213	T49	\$5,437
2009	73-67-71=211	T21	\$18,385
2010	69-69-69=207	T9	\$36,583
2011	66-69-70=205	T8	\$46,866
2012	70-69-70=209	T19	\$22,910
2013	67-65-71=203	T4	\$93,539
2014	70-66-65=201	1	\$300,000
2015	68-65-68=201	T3	\$107,022
2016	67-70-68=205	T25	17,071.00
2017	66-67-69=200	T4	\$93,312.00
2018	66-72-66=205	T22	\$19,848.00
2019	68-68-69=205	T48	\$7,045
2020	66-68-70=204	T28	\$14,833
2021	67-68-66=201	T6	\$70,047

2022	74-67=141	CUT	-
2023	78-72=150	CUT	-

GABY LOPEZ

*2013	79-74=153	CUT	-
*2104	70-72-71=213	T57	-
*2015	73-65-69=207	T29	-
2016	68-71-70=209	T60	\$4,558
2017	68-68-67=203	10	\$31,810
2018	63-75-71=209	T55	\$5,497
2019	67-67-66=200	T13	\$29,601
2020	68-71-68=207	T59	\$5,746
2021	70-71-73=214	T82	\$3,876
2022	67-71-72=210	T64	\$5,331
2023	71-68-68=207	T48	\$7,291

MARIA FASSI

*2016	73-69=142	CUT	-
*2018	73-73=146	CUT	-
2019	70-73=143	CUT	-
2020	67-67-68	T15	\$28,249
2021	68-67-73=208	T15	\$7,231
2022	72-68=140	CUT	-
2023	68-67-71=206	T42	\$10,194

ALANA URIELL

*2016	70-75=145	CUT	-
2017	71-73=144	CUT	-
2019	71-69=140	CUT	-
2020	72-70=142	CUT	-
2021	71-69=140	WD	-
2022	72-66-75=213	E	\$4,746

BROOKE MATTHEWS

*2020	70-69-67=206	T49	-
*2021	67-70-74=211	T71	-
2022	72-74=146	CUT	-
2023	68-71-70=209	T62	\$5,331

EMILY TUBERT

*2011	74-68-71=213	T48	-
*2012	74-78=152	CUT	-
2014	74-78=152	CUT	-
2017	72-81=153	CUT	-

DYLAN KIM

*2018	70-72=142	CUT	-
*2019	76-75=151	CUT	-

KAJAL MISTRY

*2021	77-73=150	CUT	-
*2022	73-71=144	CUT	-

LUCY NUNN

*2008	82-74=156	CUT	-
2009	75-75=150	CUT	-

REGINA PLASENCIA

*2016	72-71=143	CUT	-
2017	80-67=147	CUT	-

KELLI SHEAN

*2009	76-67-69=212	T27	-
*2010	74-73=147	CUT	-

ELA ANACONA

*2020	75-77=152	CUT	-
-------	-----------	-----	---

MIRIAM AYORA

*2023	73-71=144	CUT	-
-------	-----------	-----	---

KAYLEE BENTON

2019	71-70=141	CUT	-
------	-----------	-----	---

MARIA HOYOS

*2020	72-77=149	CUT	-
-------	-----------	-----	---

CORY LOPEZ

*2021	73-76=149	CUT	-
-------	-----------	-----	---

SAMANTHA MARKS

*2015	75-75=150	CUT	-
-------	-----------	-----	---

+Rained Out


*Played as amateur

2020 OLYMPICS

Golf in the Olympic Games was back for the second consecutive Olympics after previously not being included since 1904. Gaby Lopez made her second consecutive appearance, while Maria Fassi made her Olympics debut, both representing Mexico.

Format

Players compete for their country in a 72-hole individual stroke play competition with four rounds scheduled across four consecutive days. Scores are cumulative from each round. The player with the lowest total score wins the gold, while the next two finishers earn silver and bronze. In the event of a tie for first, second or third place, a playoff or multiple playoffs take place.



RESULTS

Maria Fassi (MEX)	T23	-5	73-70-68-68=279
Gaby Lopez (MEX)	T38	-1	71-72-69-71=283

2016 OLYMPICS

Golf returned to the Olympic Games for the first time since 1904 in Rio de Janeiro Brazil. Stacy Lewis competed for Team USA while Gaby Lopez represented Mexico.

Format

Players competed for their country in a 72-hole individual stroke play competition. In the event of a tie for first, second or third place, a playoff or multiple playoffs shall be conducted to determine the gold, silver and bronze medal.



RESULTS

Stacy Lewis (USA)	T4	-9	70-63-76-66=275
Gaby Lopez (MEX)	T31	2	71-67-76-72=286

STACY LEWIS NAMED SOLHEIM CUP CAPTAIN: 2023, 2024



Before the 2023 Solheim Cup has taken place, Arkansas women's golf alumna and two-time major champion Stacy Lewis (2005-08) has been tabbed the Team USA Captain for the Solheim Cup in 2024 (Sept. 10-15). Lewis is set to also captain the 2023 Solheim Cup in Spain this September 22-24.

Lewis is already set to be the youngest captain in U.S. history at 38 coming into the matches in Spain. She has played in four different Solheim Cups (2011, 2013, 2015 and 2017) and served as an assistant captain in 2019 and 2021. In her second year being the captain for Team USA, Lewis will be leading the team at the Robert Trent Jones Golf Club in Gainesville, Virginia in 2024.

Playing on the LPGA tour for over 15 years, Lewis is now one of five golfers who have had the opportunity to captain the U.S. Team at least twice. World Golf Hall of Fame members Juli Inkster (2015, 2017 and 2019),

Judy Rankin (1996 and 1998), Patty Sheehan (2002 and 2003) and Kathy Whitworth (1990 and 1992) are the other four.

The Solheim Cup is a biennial event, but this Cup will take place in back-to-back years due to the alternation of scheduling with COVID-19. The tournament features the world's best women golfers with the three-day competition putting Team U.S. and Europe head-to-head.

CURTIS CUP

CURTIS CUP RESULTS WITH RAZORBACK PLAYERS

The Curtis Cup is the best-known team trophy for women amateur golfers, awarded in the biennial Curtis Cup Match (not "Matches"). It is co-organized by the United States Golf Association and the Ladies Golf Union and is contested by teams representing the United States and "Great Britain and Ireland." The same two teams originally contested the Ryder Cup, but unlike that competition, the Curtis Cup has not widened the Great Britain and Ireland team to include all Europeans (nor has the analogous event for amateur men, the Walker Cup). Many women who have gone on to become stars of women's professional golf have played in the Curtis Cup.

2021 - US, 12.5, GB&I 7.5 (North Wales)

Caley McGinty/Emily Toy def. Brooke Matthews/Gina Kim, 3&1

Brooke Matthews/Jensen Castle Halved w/ Emily Toy/Caley McGinty
Brooke Matthews def. Charlotte Heath, 3&2

2012 - GB&I 10.5, U.S. 9.5 (Nairn, Scotland)

Emily Tubert/Amy Anderson def. Pamela Pretswell/Charley Hull 4 & 3

Holly Clyburn/Kelly Tidy def. Emily Tubert/Amy Anderson, 1-up
Amy Boulden def. Emily Tubert, 3 and 1



2008 - U.S. 13, GB&I 7 (St. Andrews, Scotland)

Stacy Lewis/Amanda Blumenherst def. Florentyna Parker/Elizabeth Bennett, 3 & 1

Stacy Lewis/Alison Walshe, def. Sally Watson/Michele Thomson, 5 & 4

Stacy Lewis/Alison Walshe def. Elizabeth Bennett/Florentyna Parker, 1-up

Stacy Lewis def. Elizabeth Bennett, 3 and 2

2006 - U.S. 11.5, GB&I 6.5 (Bandon, Ore.)

Amanda McCurdy/Virginia Grimes def. Martina Gillen/Naomi Edwards, 2-up

Breanne Loucks def. Amanda McCurdy, 3-2

SOLHEIM CUP

SOLHEIM CUP RESULTS WITH RAZORBACK PLAYERS

The Solheim Cup is a biennial golf tournament for professional women golfers contested by teams representing Europe and the United States. It is named for the Norwegian-American golf club manufacturer Karsten Solheim, who was a driving force behind its creation.

The inaugural Cup was held in 1990, and the event was staged in even number years until 2002, alternating years with the Ryder Cup (the equivalent men's event between the USA and Europe). As part of the general reshuffling of team golf events consequent to the one-year postponement of the 2001 Ryder Cup due to 9/11, the Solheim Cup switched to odd numbered years from 2003.

The US team is selected by a points system, with American players on the LPGA Tour receiving points for each top-twenty finish on tour.[1] For the European team, up to 2005, only seven players were selected on a points system based on results on the Ladies European Tour (LET). This allows top European players who compete mainly on the LPGA Tour to be selected to ensure that the European team is competitive. From 2007, only the top five players from the LET will qualify and another four will be selected on the basis of the Women's World Golf Rankings. This reflects the increasing dominance of the LPGA Tour, where almost all top European players spend most of their time.[2] In addition, each team has a number of "captain's picks," players chosen at the discretion of the team captains, regardless of their point standings, though in practice the captain's picks are often the next ranking players.

Stacy Lewis will be the captain for the 2023 and 2024 Solheim Cup, which is set at the Finca Cortesin Casares in Andalusia, Spain from Sept. 22-24, 2023, and Gainesville, Virginia from Sept. 10-15, 2024, respectively. Team USA will look for redemption after losing to Europe, 15-13 in 2021 and 14.5-13.5 in 2019. Stacy Lewis was set to captain the 2019 Solheim Cup but had to withdraw due to a back injury.

SOLHEIM CUP

2011 -- Stacy Lewis Europe 15, USA 13

2013 -- Stacy Lewis Europe 18, USA 10

2015 -- Stacy Lewis USA 14 1/2, Europe 12 1/2

2017 -- Stacy Lewis USA 16 1/2, Europe 11 1/2



THE SPIRIT INTERNATIONAL

The Spirit International Amateur Golf Championship is a world class golf event. It features the world's best amateur men and amateur women golfers as they represent their respective country in team and individual competitions. The 80 participants enjoy an Olympic-like experience from the Opening/Closing Ceremonies, international village and competing for gold medals. The World Health & Golf Association and Texas Golf Association invite 20 countries from six continents to participate. Established in 2001, The Spirit is a biennial event that alternates tournament years with the World Amateur Team Championships.

2005 -- Amanda McCurdy Second Place
Trinity, Texas (Whispering Pines Golf Club)
USA tied for second (541)

2011 -- Emily Tubert, Gabriel Lopez (Mexico)
Trinity, Texas (Whispering Pines Golf Club)
USA first (545); USA Women third



U.S. WOMEN'S OPEN

The United States Women's Open Golf Championship, one of thirteen national championships conducted by the United States Golf Association (USGA), is one of the LPGA's major championships along with the LPGA Championship, the Women's British Open and the Kraft Nabisco Championship. It is the only event to have been recognized as a major by the LPGA since its founding in 1950; the other current majors were established later. The U.S. Women's Open is welcomed to any professional or amateur female golfer. Amateurs must have an up-to-date USGA Handicap Index not exceeding 4.4. Players may obtain a place by being exempt or by competing successfully in qualifying. In 2002, a two-stage method of qualification was introduced—18 holes for local qualifying and 36 holes for sectional qualifying. In 2010, the qualification process reverted to a single sectional stage of 36 holes played on a single day. The criteria for exemption from qualifying has changed through the years. In 2010, there were 11 exemption categories, including winners of the U.S. Women's Open for the last ten years, winners of the other three majors for the last five years, the top 50 from the previous year's LPGA Tour money list, the top five from the previous year's Japan LPGA Tour, Korea LPGA Tour and Ladies European Tour money lists, and official winners of LPGA co-sponsored events for the 52-week period prior to the U.S. Women's Open.

2005	Cherry Hills Village, Colorado Cherry Hills CC	Amanda McCurdy	75-75-71-78=299 (+15)	T38
2007	Southern Pines, North Carolina Pine Needles L & GC	Stacy Lewis	78-73=151 (+9)	CUT
2008	Edina, Minnesota Interlachen Country Club	Stacy Lewis	73-70-67-78=288 (+5)	T3
2009	Bethlehem, Pennsylvania Saucon Valley Golf Club	Stacy Lewis	68-73-79-75=295 (+11)	T34
2010	Oakmont, Pennsylvania Oakmont Country Club	Kelli Shean	70-79-83-80=312 (+28)	T65
		Stacy Lewis	75-70-75-72=292 (+3)	T14
		Lucy Nunn	(Missed cut)	
2011	Colorado Springs, Colorado Oakmont Country Club	Stacy Lewis	68-73-79-75=295	T34
2012	Kohler, Wisconsin Blackwolf Run	Gaby Lopez	80-78=158	CUT
		Stacy Lewis	77-69-80-75=301	T46
2013	Southampton, New Jersey Sebonack Golf Course	Emily Tubert	74-78=153	CUT
		Stacy Lewis	71-76-75-78=300	T42
2014	Village of Pinehurst, North Carolina Pinehurst Resort	Stacy Lewis	67-73-74-66=280	2
2015	Lancaster, Pennsylvania Lancaster Country Club	Stacy Lewis	69-67-69-70=275	T3
		Gaby Lopez	72-76=148	CUT
		Regina Plasencia	75-71=146	CUT
2016	San Martin, California Cordevalle	Stacy Lewis	71-74-69=71=285 (-2)	7
		Gaby Lopez	71-72-71-73=287 (-1)	T11
2017	Bedminster, New Jersey Trump National Golf Course	Stacy Lewis	71-71-76-71=289 (+1)	T27
		Gaby Lopez	70-81=151 (+7)	CUT
		Dylan Kim	71-81=152 (+8)	CUT
2018	Shoal Creek, Alabama Shoal Creek Golf Course	Dylan Kim	74-75=149 (+5)	CUT
		Stacy Lewis	75-75=150 (+6)	CUT
		Gaby Lopez	77-73=150 (+6)	CUT
		Maria Fassi	76-77=153 (+9)	CUT
		Kaylee Benton	74-80=154 (+10)	CUT
2019	Charleston, S.C. Country Club of Charleston	Stacy Lewis	77-75=152	CUT
		Gaby Lopez	72-70-67-78=288 (+3)	T30
		Maria Fassi	72-73-68-70=283 (-1)	T12
2020	Houston, Texas Champions Golf Club	Stacy Lewis	72-68-77-77=294	T44
		Gaby Lopez	74-71-74-76=295	T46
		Maria Fassi	84-74=157	CUT
2021	San Francisco, Calif. The Olympic Club	Stacy Lewis	72-72-78-73=295	T41
		Gaby Lopez	72-73-77-73=295	T41
2022	Southern Pines, N.C. Pine Needles Lodge & Golf Club	Stacy Lewis	74-74=148	CUT
		Gaby Lopez	72-76=148	CUT
2023	Pebble Beach, Calif. Pebble Beach Golf Links	Gaby Lopez	75-74-74-71=294 (+6)	T27
		Brooke Matthews	77-76=153 (+9)	CUT
		Maria Fassi	81-76=157 (+13)	CUT
2024	Lancaster, Pa. Lancaster CC	Gaby Lopez	75-72-73-71=219 (+11)	T36
		Alana Uriell	76-72-74-74=294 (+14)	T58

RAZORBACKS IN THE PROS

STACY LEWIS

Career

LPGA Tour Victories (13 wins, 2 majors)

- 2020 Ladies Scottish Open
- 2017 Cambia Portland Classic presented by JTBC
- 2014 North Texas LPGA Shootout, ShopRite LPGA Classic, Walmart NW Arkansas Championship Presented by P&G
- 2013 HSBC Women's Champions, RR Donnelley LPGA Founders Cup, RICOH Women's British Open
- 2012 Mobile Bay LPGA Classic, ShopRite LPGA Classic, Navistar LPGA Classic, Mizuno Classic
- 2011 Kraft Nabisco Championship

LPGA Awards & Accolades

- 2014 GWAA Player of the Year
- 2014 LPGA Official Money List Title
- 2013 and 2014 Vare Trophy
- 2012 and 2014 Rolex Player of the Year
- The Solheim Cup (4): 2011, 2013, 2015, 2017
- 2023 and 2024 Solheim Cup Captain
- UL International Crown (2): 2014, 2016
- Olympics (1): 2016 Rio Olympics (T4)
- 118 career top 10s
- Became the first female member of the Razorback Century Circle donating \$100,000 to the athletic department
- Hosted her own junior golf event in Fayetteville, Arkansas, in the summer of 2012
- Has career earnings of \$14,414,344 along with 116 top 10 finishes and 13 career victories through 2022

2023 Summary

- 21 events, 12 cuts made, \$244,168 [91]
- Logged two top-10 finishes, including a season-best third performance at the Dow Great Lakes Invitational

Amateur


Lewis won 12 collegiate events and was a four-time All-American. She was the 2005 (SEC) Freshman of the Year, the 2007 NCAA Division I National Champion and the 2008 SEC Championship Individual Medalist and Player of the Year. Away from collegiate competition, she won the 2006 Harder Hall Invitational, the 2006 Western Amateur and was a semi-finalist at the 2006 U.S. Women's Amateur. She was the 2007 Southern Amateur Champion and the 2007 Dinah Shore Trophy Award recipient. Lewis was also a member of the victorious U.S. Team at the 2007 at Copa de las Americas and on the victorious 2008 U.S. Curtis Cup team, becoming the first player to go 5-0 in Curtis Cup history. Lewis is a two-time Golfweek and Golf Digest Women's Amateur Player of the Year (2006-07) and was the top ranked amateur in the Golfweek/Titleist Women's Amateur Rankings in 2008.

Personal

5'5"... Started playing golf at the age of 8 ... Credits her parents 'for encouraging her to play even after having back surgery ... From the age of 11, Lewis wore a back brace 18 hours per day for 7-1/2 years to correct curvature in her spine from scoliosis, removing it only to play golf ... Had back surgery during her senior year of high school and redshirted for one season before joining the University of Arkansas women's golf team ... Hobbies include working out, watching any sports especially SEC football, traveling and having spare time to herself ... Qualified for the Tour on her first attempt ... Has her own website, www.stacysback.com ... 2008 graduate of Arkansas with degree in finance and accounting.



Stacy Lewis won the ShopRite Classic and the Mobile Bay LPGA Classic in 2012.



Stacy Lewis' first LPGA win was the Kraft Nabisco and was given the key to the city of Bentonville in 2012.

RAZORBACKS IN THE PROS


MARIA FASSI

Career

- 2020 Tokyo Olympics (T23)
- 65 events, 31 cuts made across 2019 (\$211,429), 2020 (\$145,766), 2021 (\$129,164) and 2022 (\$315,842) for career earnings of \$854,399 through 2022
- Has earned five top 10 showings

2023 Summary

- 26 events, 16 cuts made (\$295,661) [81]
- Registered three top-10 finishes, including two sixth place finishes at the Dow Great Lakes Invitational and the Dana Open



Amateur

Fassi capped off her senior season at Arkansas by winning the individual NCAA title with a 54-hole score of 211 (-8). Her score guided Arkansas to earning the No. 4 seed for match play at the NCAA Championship in 2019. Fassi is a two-time ANNIKA Award winner, the SEC Golfer of the Year, 2019 PING WGCA Player of the Year and three-time All-American. She had six starts on the LPGA, including a career-best T15 finish at the 2016 Citi Banamex Lorena Ochoa Invitational. Fassi is also the 2015 and 2016 Mexican Amateur winner.

Personal

Born on March 25, 1998 ... Daughter of Andres Fassi and Fabiana ... Hails from Pachuca, Hidalgo, Mexico ... Attended UFD High School ... Has two older brothers, Sebastian and Juan Pablo, as well as a younger brother, Franco

GABRIELA LOPEZ

Career

- 164 events with 127 cuts since 2016
- Career earnings of \$3,541,278 with 21 top 10 finishes and three victories through 2022

LPGA Tour Victories (3 wins)

- 2018 Blue Bay LPGA
- 2020 Diamond Resorts Tournament of Champions
- 2022 Danda Open presented by Marathon

Olympics (2)

- 2016 Rio Olympics (T31)
- 2020 Tokyo Olympics (T38)

2023 Summary

- 24 events, 18 cuts made (\$799,224) [36]
- Recorded three top-10 finishes, including a T3 at the Amundi Evian Championship

Amateur

Lopez was the runner-up at the NCAA Championship in 2015 as a senior with the Razorbacks. Lopez played in the Walmart NW Arkansas Championship from 2013-15 and the Lopena Ochoa Invitational (2014-15). She was the winner of three events in collegiate competition at Arkansas, as well as the winner of the Mexican Amateur Championship in 2013. Lopez left school a semester early to turn pro, as well as graduated in May 2016 during her rookie season on Tour.

Personal

5'6" ...Product of Mexico City, Mexico ... Started playing golf when she was 5 ... credits her coach Horacio Morales as having an influence on her career ... Hobbies include shopping, watching movies, hanging out and listening to music.



Career

- Playing on the Epson Tour
- During rookie year in 2022 on the LPGA Tour, played 15 events played with four cuts

2023 Summary

- 18 events, 11 cuts made, \$20,426 [72]
- Her best showing on the Epson Tour was tying for 16th at the Twin Bridges Championship with a 1-over 214 (69-73-72)

Amateur

Matthews played at Arkansas from 2017 to the fall of 2021. She earned 2021 All-SEC First Team honors and was named to the SEC All-Freshman Team in 2019. She is the NCAA golf 54-hole tournament record holder after carding a -25 at the 2021 Cougar Classic. She was also a member of the 2021 Curtis Cup and Arnold Palmer teams.

Personal

Began golf at the age of 12 ... Multi-sport athlete and picked up clubs after careers in competitive gymnastics and softball ... Rogers, Arkansas native



ALANA URIELL

Career

- Currently playing on the Epson Tour
- Has played in over 61 events with 23 cuts made in the LPGA
- Career earnings of \$219,306 with one top 10 finish in the LPGA and \$76,766 with five top 10s and one career victory on the Epson Tour

Epson Tour Victories (1 win)

- 2019 SKYIGOLF Championship

2023 Summary

- 15 events, 12 cuts made, 43,916 [37]
- Logged two top-10 showings and a runner-up finish at the Wildhorse Ladies Golf Classic

Amateur

Uriell had a great career at Arkansas, finishing it off with one career victory and 14 other top-10 showings. She was named to the 2017 All-SEC Second Team and 2018 All-SEC First Team. Uriell was a 2018 WGCA Second Team All-American and a member of Team USA at the 2018 Arnold Palmer Cup.

Personal

Enjoys working out, running, watching Netflix and going to the beach



CARA GORLEI

Career

- Plays on the Ladies European Tour
- Has played in 12 tournaments in 2024, making \$17,450.05

2024 Summary

- Season best finish of 11th at the Magical Kenya Ladies Open with a 2-under 290 (69-72-77-72)
- Logged four top 30 finishes on the LET

Amateur

Four-year member of Arkansas women's golf team ... Advanced to NCAA Championship as an individual her sophomore season ... Logged third at the LSU Tiger Classic ... No. 1 ranked junior in South Africa in 2013 ...



BROOKE MATTHEWS



RAZORBACKS IN THE PROS

REGINA PLASENCIA

Career

- Played in 50 events with 25 cuts over the past four years
- Career earnings of \$68,442 with four top 10 showings

2022 Summary

- 19 events, 10 cuts made, \$18,268 [77] on Epson Tour

Amateur

Plasencia graduated from Arkansas in 2016, turning pro that same summer. She finished tied for 39th in the Riviera Nayarit Classic in 2012, as well as participated in the Santorini Riviera Nayarit Classic in 2011.

Graduated from Arkansas in 2016 and turned pro that summer.

Personal

From Guadalajara, Mexico ... Daughter of Luis and Regina Plasencia.



EMILY TUBERT

Emily Tubert turned professional after graduation in 2014 and joined the LPGA's Symetra Tour. In 2016, Tubert finished tied for 29th at the LPGA Final Qualifying Tournament to earn Priority List Category 17 status for the 2017 year. In 2017, she played in 12 events with six cuts (\$26,710 [147]) and in 2018, partook in 10 tournaments with two cuts (\$7,606 [165]). As an amateur, Tubert was a three-time All-American at Arkansas, as well as the U.S. Women's



Amateur Public

KRISTIN INGRAM

Kristin Ingram played for the Razorbacks from 2007-10 and was a part of several NCAA Regional and NCAA Championship teams at Arkansas. In 38 events, Ingram posted a 76.20 stroke average and earned NCAA All-Region selection as a senior. Her best finish was a tie for fourth place. Ingram went on to play on the Symetra Road to the LPGA Tour.



AMANDA MCCURDY

Amanda McCurdy played for Arkansas from 2002-06 and, along with Courtney Mahon, helped Arkansas to its first two NCAA Championship appearances in 2005 and 2006. She was Arkansas' first multiple-event winner and turned professional in 2006. McCurdy's career earnings are in excess of \$13,000 and her best finish on the Futures Tour is a 10th-place showing at the 2008 El Paso Golf Classic. She was named to the Arkansas Hall of Honor in 2020.



COURTNEY MAHON

Courtney Mahon was a member of the Razorback golf team from 2002-06 helping Arkansas to the program's first NCAA Championship in 2005. Arkansas returned again in 2006 for Mahon's senior year.

After graduation with a degree in dietetics, Mahon became the head coach at UMKC in nearby Kansas City, Missouri. A Lee's Summit, Missouri, native, Mahon played on the Duramed



FUTURES Tour for several years starting in 2007. Mahon's career-best finish is a 12th place at the 2008 Mercedes-Benz of Kansas City Championship. She played in five events.

In the fall of 2020, Mahon was named the LPGA Teacher of the Year. She has been the Director of Instruction at Tour Striker Midwest Academy since 2017 and the women's golf coach at Olathe Northwest High School. Mahon is an LPGA*USGA Girls Golf Site Director and the Director of Tour Striker Midwest Junior Academy.

ASHLEY MEDDERS

Ashley Medders is a three-year letterwinner who competed from 2005-2007 for the Razorbacks. Medders, an Alma, Georgia, product, competed in 21 events with a 77.40 career collegiate stroke average for the Razorbacks. She joined the Symetra Road to the LPGA Tour Jan. 25, 2010.




LUCY NUNN

Lucy Nunn graduated and completed her eligibility at Arkansas in the spring of 2009. She helped the Razorbacks to four consecutive NCAA Regional appearances and three NCAA Championship appearances. Nunn's senior year saw the Lawton, Oklahoma, native win her first collegiate event at LSU. She turned professional after graduating and opened her career on the Duramed FUTURES Tour that summer. Nunn finished in a tie for 15th at The International at Concord in 2010 and made nine cuts in 14 events that year. Nunn is currently the head women's golf coach at Southern Miss and has led the Golden Eagles in Hattiesburg since May 2018.



SUMMAR ROACHELL

Summar Roachell graduated in May of 2017 and turned professional that summer. She began competing as a professional in the summer of 2017. In 2016, Roachell played in one event, while making the cut in that tournament. The year 2019 saw her play in 17 events with four cuts (\$2,390 [198]).



Links Champion in 2010, USA Curtis Cup participant in 2012, U.S. Women's Open participant in 2013 and Arizona Women's Open Winner in 2014.

VICTORIA VELA

After graduation, Victoria Vela went to work for General Mills in Northwest Arkansas. In the summer of 2017, Vela returned to golf as a professional.



SEC COMMUNITY SERVICE TEAM RECIPIENTS



MELISSA MURRAY
2003-04



LINA AXELSSON
2004-05



STACY LEWIS
2006-07
2007-08



COURTNEY MAHON
2005-06



LUCY NUNN
2008-09



TIFFANY PHELPS
2009-10



CORINNA REES
2010-11



EMILY PODZIELINSKI
2011-12
2013-14



VICTORIA VELA
2012-13



SUMMAR ROACHELL
2014-15
2015-16
2016-17



CARA GORLEI
2017-18
2018-19



JULIA DEAN
2019-20



KAJAL MISTRY
2020-21



ELA ANACONA
2021-22



FFION TYNAN
2022-23



REAGAN ZIBILSKI
2023-24

LEWIS WINS ESPY

Stacy Lewis took home another trophy in 2013. Lewis, the No. 2 golfer in the world in the Rolex rankings at the time, won the ESPY award as the top female golfer. Lewis won through a fan vote that ran on ESPN's website. In 2012, Lewis won four events and had 16 top-ten tournament finishes, seven career wins and 47 top-ten finishes **at that point in her career.**

LEWIS WINS BRITISH OPEN

Winning her 2nd major at the Old Course at St. Andrews, the home of golf, by coming from behind with birdies on the last two holes - does it get any better than that?

Stacy Lewis won her third tournament of 2013 and, in the process, stopped Inbee Park's bid to win four majors in a row - the Grand Slam. After reaching the #1 ranking in March and holding it for 4 weeks, Stacy was passed by Park, who went on an unprecedented hot streak including three major wins in a row and overtaking Stacy for the #1 spot. But, by winning the Ricoh British Open, Stacy stopped another streak, by becoming the first non-Asian



player to win a major since she won the Kraft Nabisco in 2011. The win also narrowed the gap between the top two players in the world and may be the beginning of another run to the #1 ranking.



Going into the Ricoh Women's British Open, Stacy was feeling pretty good about her chances. After all, she played her last amateur event at St. Andrews at the Curtis Cup, where she made history by achieving a 5-0 won/loss record and leading the US team to a commanding victory. She loved the course then and the Old Course loved her back on this major occasion. And her timing could not be more perfect, as she will now lead the US team against the Europeans, this time at the biennial Solheim Cup, to be played in Colorado in two weeks in an effort to win back the Solheim Cup.

Whether it is winning a major for herself or representing her country against the best golfers in the world, Stacy Lewis is proving time and again that she is the American face of golf and an inspiration for millions around the world.

CONGRATS, STACY!

- ▶ 2014 ROLEX PLAYER OF THE YEAR
- ▶ VARE TROPHY WINNER
- ▶ OFFICIAL MONEY TITLE



NAPLES, Fla. (AP) -- Stacy Lewis became the first American in 21 years to sweep the three biggest awards on the LPGA Tour, which she considered more valuable than a \$1 million bonus.

The last American to sweep the awards was Betsy King in 1993.

"The \$1 million would have been nice," said Lewis, who was six shots out of a playoff. "But those three, that's what I came here for. ... It's been hard to play the last four days, and it's nice to be done. I didn't have my best stuff. I'm pretty surprised to finish where I did."

Two years ago, the 29-year-old Lewis became the first American since Beth Daniel to win the points-based player of the year. She added the Vare Trophy a year ago. And on Sunday, she collected all three at the same time.

Inbee Park, the No. 1 in the world, was the only player who could have kept Lewis from the awards. She trailed in all of them but struggled all week at Tiburon Golf Club and finished in a tie for 24th, four shots worse than Lewis.

Lewis finished atop the money list with \$2,539,039, more than \$300,000 over Park. Her scoring average was 69.532, while Park was second at 69.682. Michelle Wie was third in the Vare Trophy standings (69.818), followed by So Yeon Ryu at 69.978.

It was the first time in LPGA history that four women had a sub-70 scoring average.

Lewis felt as much stress during the week as at any major, mainly because Park was on a roll and Lewis was struggling. She received one good omen Saturday night when her family ordered Chinese food and her father tossed her a fortune cookie.

Lewis kept it in her pocket during the final day of the tournament and read it aloud to the media when she was done: "Good news of long-awaited event will arrive soon."

"The last couple of weeks have been tough," Lewis said. "The game hasn't been exactly where I wanted it to be. I figured (Park would) keep it rolling this week, and I knew I needed to find something. It was probably four of the hardest rounds of golf I've ever played."

Lewis won three times that year, though she failed to do so at a major. Still, she wouldn't trade what she ended up with.

"Before this week, it was good. Now it's a little bit better," Lewis said when asked to measure her year. "I'd like to have taken a major championship. But winning these three awards makes it almost great."

MATTHEWS MAKES HISTORY

Brooke Matthews (2017-21) commenced the 2021 fall collegiate golf season the best way a golfer could by setting the new NCAA 54-hole scoring record. In the first tournament of the season at the Cougar Classic in Hanahan, South Carolina, Matthews carded a 25-under 191 (63-64-64) to easily win the event and crush the NCAA record.

The NCAA record Matthews topped was previously held by Ohio State's Jacklyn Lee, who went 19-under in 2018. Matthews finished six strokes ahead of the mark, all the while breaking the Arkansas' 54-hole record, which was previously owned by fellow LPGA player Maria Fassi, who went 16-under in a tournament at the Mason Rudolph Challenge during the 2017-18 season.



Matthews had no idea she broke the scoring record until the trophy presentation.

"I was like, 'oh my gosh, that's crazy.' I couldn't believe it, I didn't know what (the record) was. It's probably a good thing that I didn't know what it was or that it was not on my radar," said Matthews.

At the Cougar Classic, Matthews registered just three bogies the entire tournament. Matthews birdied or eagled in 27 of 54 holes, with her 26 birdies being 11 more than the next closest golfer.

There was not a single golfer with a slight chance of surpassing Matthews in the final round of play. Krista Junkkari of North Carolina finished in second with a 12-under, which was still 13 strokes behind Matthews.

Matthews was obviously huge in helping the Razorbacks win the tournament with a 23-under 841 (284-281-276), just a stroke over Baylor. With the win, Arkansas was able to open up the fall season with both an individual and team win in the same tournament.

With the 54-hole record win, Matthews recorded her third collegiate win. Just a tournament later, Matthews finished on top was again by defending her individual medalist title at Arkansas' Blessings Collegiate Invitational with a 4-under 212 (72-66-74), becoming the only player in the

52-person field to finish the event under par. Arkansas also won their home event with an 855 (295-274-286), which was 19 strokes better than second-place UCLA and the only school to finish under par.

A few months after her record-setting performance, Matthews turned pro and completed her rookie year on the LPGA Tour in 2022. Matthews is currently playing on the Epson Tour.

Matthews now holds a share of the 54-hole record with Karisa Chul-Ak-Sorn from Iowa State.

ALL-TIME SEC RESULTS

2024-SEC

BELLEAIR, FLA./PELICAN GOLF CLUB APRIL 12-15, 2024 || PAR 70 || 6,150 YDS

1	#2 South Carolina	275-282-280=837	-3
2	#10 Auburn	279-283-278=840	E
3	#18 Texas A&M	279-281-283=843	+3
4	#29 Mississippi State	280-288-280=848	+8
5	#33 Kentucky	284-292-275=853	+13
6	#8 ARKANSAS	282-292-283=857	+17
7	#23 Georgia	291-281-288=860	+20
8	#5 LSU	285-294-282=861	+21
9	#40 Tennessee	300-282-281=863	+23
10	#20 Vanderbilt	288-288-290=866	+26
11	#13 Ole Miss	286-303-280=869	+29
12	#34 Alabama	290-293-289=872	+32
13	#15 Florida	288-296-293=877	+37
14	Missouri	304-299-295=898	+58

Arkansas Individuals

T11	Kajal Mistry (5)	71-72-69=212	+2
T11	Kendall Todd (2)	67-72-73=212	+2
T30	Maria Jose Marin (1)	74-73-70=217	+7
T47	Miriam Ayora (3)	75-75-71=221	+11
T57	Reagan Zibilski (4)	70-76-78=224	+14

Match 1

Texas A&M def. Arkansas, 3-1-1
 Miriam Ayora def. Zoe Slaughter, 5&4
 Blanca Fernandez Garcia-Poggio def. Kendall Todd, 4&3
 Adela Cernousek def. Maria José Marin, 5&4
 Cayetana Fernandez Garcia-Poggio def. Kajal Mistry, 1UP
 Reagan Zibilski TIE Jennie Park

2023-SEC

HOOVER, ALA./LEGACY AT GREYSTONE APRIL 12-14, 2023 || PAR 72 || 6,301 YDS

1	#3 LSU	292-294-284=870	+6
2	#7 Auburn	294-295-292=881	+17
3	#10 Texas A&M	295-301-289=885	+21
4	#19 Vanderbilt	288-308-291=887	+23
5	#5 Mississippi State	292-305-293=890	+26
6	#21 Florida	290-309-292=891	+27
T7	#4 South Carolina	293-302-299=894	+30
T7	#16 Ole Miss	295-309-290=894	+30
9	#30 Georgia	294-304-298=896	+32
10	Alabama	293-309-301=903	+39
T11	#42 Tennessee	295-311-299=905	+41
T11	#29 Kentucky	294-307-304=905	+41
13	#45 ARKANSAS	306-312-298=916	+52
14	Missouri	296-327-304=927	+63

Arkansas Individuals

T43	Miriam Ayora (1)	75-78-76=229	+13
T48	Julia Gregg (5)	79-76-75=230	+14
T55	Reagan Zibilski (3)	79-81-73=233	+17
T59	Kajal Mistry (2)	76-77-83=236	+20
-	Meghan Royal (4)	76-83-0=159	+15
-	Ela Anaconda (6)	0-0-74=74	+2

2022-SEC

HOOVER, ALA./LEGACY AT GREYSTONE APRIL 13-15, 2022 || PAR 72 || 6,331 YDS

1	#20 Auburn	288-288-288=864	E
2	#14 LSU	291-289-286=866	+2
3	#3 South Carolina	289-290-288=867	+3
4	#23 Ole Miss	292-298-286=876	+12
T5	#10 Florida	289-299-292=880	+16
T5	#9 Alabama	302-290-288=880	+16
7	#40 Vanderbilt	298-293-290=881	+17
8	Tennessee	305-290-292=887	+23
9	Texas A&M	299-298-295=892	+28
10	#27 Georgia	299-299-295=893	+29
T11	#29 Mississippi State	305-288-302=895	+31
T11	#22 Kentucky	300-294-301=895	+31
13	#19 ARKANSAS	296-299-304=899	+35
14	Missouri	306-309-306=921	+57

Arkansas Individuals

T24	Julia Gregg (2)	68-75-78=221	+5
T49	Kajal Mistry (1)	76-76-75=227	+11
T49	Ela Anaconda (3)	73-79-75=227	+11
56	Giovanna Fernandez (5)	79-77-76=232	+16
-	Corey Lopez (4)	81-0-0=81	-
-	Miriam Ayora (6)	0-71-81=152	-

2021-SEC

HOOVER, ALA./LEGACY AT GREYSTONE APRIL 14-16, 2021 || PAR 72 || 6,253 YDS

1	#4 LSU	272-276-270=818	-46
2	#1 South Carolina	272-281-274=827	-37
3	#9 Auburn	279-278-282=839	-25
4	#5 Ole Miss	279-280-284=843	-21
T5	#44 Mississippi State	275-286-288=849	-15
T5	#25 Vanderbilt	281-288-280=849	-15
7	#26 Alabama	280-289-281=850	-14
8	#12 ARKANSAS	279-283-290=852	-12
T9	#39 Tennessee	286-285-282=853	-11
T9	#28 Florida	279-292-282=853	-11
11	Texas A&M	291-292-281=864	E
12	#36 Kentucky	287-287-291=865	+1
13	Missouri	293-291-291=875	+11
14	#13 Georgia	290-298-294=882	+18

Arkansas Individuals

9	Brooke Matthews (1)	66-71-70=207	-9
T28	Ela Anaconda (4)	72-69-72=213	-3
T28	Cory Lopez (5)	71-70-72=213	-3
T50	Kajal Mistry (3)	70-73-77=220	+4
67	Julia Dean (2)	77-78-76=231	+15

Match 1

LSU def. Arkansas
 Brooke Matthews def. Carla Tejado Mulet, 3&1
 Latanna Stone def. Kajal Mistry, 3&2
 Ingrid Lindblad def. Julia Gregg, 4&3
 Alden Wallace def. Cory Lopez, 6&4
 Ela Anaconda def. Kendall Griffin, 1UP

2019-SEC

HOOVER, ALA./LEGACY AT GREYSTONE APRIL 17-21, 2019 || PAR 72 || 6,274 YDS

1	Florida	284-283-296=863	-1
2	South Carolina	287-286-292=865	+1
3	ARKANSAS	291-287-290=868	+4
4	Vanderbilt	296-288-293=877	+13
T5	Georgia	293-286-303=882	+18
T5	Auburn	284-298-300=882	+18
7	Mississippi St.	294-298-299=891	+27
8	Ole Miss	298-290-304=892	+28
9	LSU	299-292-305=896	+32
10	Tennessee	294-300-303=897	+33
11	Alabama	301-292-305=898	+34
12	Missouri	299-298-303=900	+36
13	Texas A&M	300-293-311=904	+40
14	Kentucky	304-299-307=910	+46

Arkansas Individuals

1	Maria Fassi (1)	71-68-71=210	-6
T2	Kaylee Benton (2)	72-73-69=214	-2
T16	Dylan Kim (3)	73-72-75=220	+4
T40	Ximena Gonzalez (5)	75-76-75=226	+10
T52	Brooke Matthews (4)	77-74-78=229	+13

Match 1

Auburn def. Arkansas, 3-1-1
 Maria Fassi (Ark) vs. Kaleigh Telfer (AU), AS thru 19
 Elena Hualde (AU) def. Kaylee Benton (Ark), 1-up
 Brooke Matthews (Ark) d. Brooke Sansom (AU), 3-up
 Julie McCarthy (AU) d. Ximena Gonzalez (Ark), 3-up
 Mychael O'Berry (AU) d. Dylan Kim (Ark), 3-up

2018-SEC

SEC CHAMPION HOOVER, ALA./LEGACY AT GREYSTONE APRIL 28-22, 2018 || PAR 72 || 6,253 YDS

1	South Carolina	291-291-285=867	+32
2	Alabama	286-304-282=872	+8

3	ARKANSAS	299-293-283=875	+11
4	Georgia	306-290-299=895	+31
T5	Auburn	306-301-289=896	+32
T5	Florida	298-301-297=896	+32
7	Vanderbilt	296-306-297=899	+35
8	Missouri	304-308-295=907	+43
9	Kentucky	309-301-303=913	+4
10	Mississippi State	308-305-302=915	+51
11	Ole Miss	316-305-295=916	+52
12	Tennessee	310-304-304=918	+54
13	Texas A&M	312-315-296=923	+59
14	LSU	313-311-303=927	+63

Arkansas Individuals

T1	Maria Fassi (1)	70-70-69=209	-4*
T4	Dylan Kim (3)	70-73-73=216	+2
T15	Alana Uriell (2)	79-72-70=221	+7
46	Cara Gorlei (5)	80-80-71=231	+17
49	Kaylee Benton (4)	81-78-74=233	+19

*Lost 2-hole playoff

Match 1

Maria Fassi (Ark.) def. Kristen Gillman (Ala.) 1-up
 Cara Gorlei (Ark.) vs. Cheyenne Knight (Ala.) Susp.
 Alana Uriell (Ark.) def. Lauren Stephenson (Ala.) 2 & 1
 Kaylee Benton (Ark.) def. Lakareber Abe (Ala.) 3 & 2
 Angelica Moresco (Ala.) def. Dylan Kim (Ark.) 1 & 3

Match 2

Elin Esborn (Fla.) def. Alana Uriell (Ark.) 1-up
 Dylan Kim (Ark.) vs. Marta Perez (Fla.) Susp.
 Cara Gorlei (Ark.) def. Sierra Brooks (Fla.) 2 & 1
 K. Benton (Ark.) def. Addison Baggarly (Fla.) 3 & 2
 Maria Fassi (Ark.) def. Taylor Tomlinson (Fla.) 4 & 3

Match 3

Maria Fassi (Ark.) def. Anita Uwadia (SC) 2 & 1
 Marion Veyesseyre (SC) def. Cara Gorlei (Ark.) 2-up
 Ana Pelaez (SC) def. Alana Uriell (Ark.) 19 holes
 Kaylee Benton (Ark.) def. Ainhoa Olarra (SC) 1-up
 Dylan Kim (Ark.) def. Lois Kaye Go (SC) 2 & 1

2017-SEC

HOOVER, ALA./LEGACY AT GREYSTONE APRIL 21-23, 2017 || PAR 72 || 6,202 YDS

1.	#8 Florida	284-280-278=842	-22
2.	#1 Alabama	295-285-275=855	-9
3.	#6 Georgia	287-282-286=855	-9
4.	#13 ARKANSAS	283-287-287=857	-7
T5	#20 Texas A&M	282-290-288=860	-4
	#11 South Carolina	286-290-284=860	-4
7.	#32 Tennessee	287-286-290=863	-1
8.	LSU	294-292-287=873	+9
9.	Vanderbilt	287-302-293=882	+18
10.	Kentucky	291-296-298=885	+21
11.	Mississippi State	295-300-292=887	+23
12.	Missouri	302-295-292=889	+25
13.	Ole Miss	296-295-300=891	+27
14.	No. 39 Auburn	300-297-297=894	+30

Arkansas Individuals

T7	Alana Uriell (1)	68-72-72=212	-4
T7	Kaylee Benton (3)	73-70-69=212	-4
T22	Cara Gorlei (4)	71-73-72=216	E
24	Summar Roachell (5)	71-72-74=217	+1
T63	Maria Fassi (2)	73-79-79=231	+15

2016-SEC

HOOVER, ALA./LEGACY AT GREYSTONE APRIL 17-19, 2016 || PAR 72 || 6,308 YDS

1	Alabama	286-292-281=859	-5
2	Florida	292-286-286=864	E
3	ARKANSAS	300-294-288=882	+18
4	Texas A&M	299-291-294=884	+20
5	South Carolina	298-301-289=888	+24
6	Georgia	296-296-297=889	+25
7	Ole Miss	301-300-293=894	+30
8	Tennessee	297-305-294=896	+32
9	Missouri	295-303-302=900	+36
10	Vanderbilt	309-304-292=905	+41
11	LSU	305-303-303=911	+47

ALL-TIME SEC RESULTS

12	Miss State	305-303-306= 914	+50
13	Auburn	304-311-304= 919	+55
14	Kentucky	312-312-297= 921	+57

Arkansas Individuals

T5	Maria Fassi	75-71-69=215	-1
T13	Alana Uriell	79-71-70=220	+4
T31	Cara Gorlei	76-74-76=226	+10
T31	Regina Plasencia	72-78-76=226	+10
T48	Summar Roachell	77-82-73=232	+16

2015-SEC

BIRMINGHAM, ALA./GREYSTONE APRIL 17-19, 2015 || PAR 72 || 6,308 YDS

1	Texas A&M	293-277-281=851	-13
2	South Carolina	299-280-294=873	+9
3	Vanderbilt	293-292-282=867	+3
4	Tennessee	293-291-294=878	+14
5	Alabama	300-288-296=884	+20
6	Florida	299-295-292=886	+22
7	LSU	299-293-297=889	+25
8	ARKANSAS	300-293-298=891	+27
9	Auburn	307-295-290=892	+28
10	Georgia	306-289-298=893	+29
11	Kentucky	307-297-290=894	+30
12	Mississippi State	308-291-298=897	+33
13	Missouri	307-302-306=915	+51
14	Ole Miss	310-307-308=925	+61

Arkansas Individuals

T7	Gabriela Lopez	71-70-73=214	-2
T27	Alana Uriell	73-74-75=222	+6
T44	Regina Plasencia	79-76-73=228	+12
T50	Samantha Marks	81-73-77=231	+15
T56	Summar Roachell	77-77-78=232	+16

2014-SEC

BIRMINGHAM, ALA./GREYSTONE APRIL 18-20, 2014 || PAR 72 || 6,037 YDS

1	13 Vanderbilt	298-287-294=879	+15
2	6 South Carolina	301-299-290=890	+26
3	4 ARKANSAS	294-297-301=892	+28
4	7 Alabama	302-293-301=896	+32
5	16 LSU	295-297-306=898	+34
6	22 Auburn	296-298-306=900	+36
7	36 Texas A&M	305-302-301=908	+44
8	Georgia	302-303-304=909	+45
8	30 Kentucky	313-296-300=909	+45
T10	Missouri	303-303-307=913	+49
T10	19 Florida	304-299-310=913	+49
12	29 Miss. State	321-301-296=918	+54
13	Tennessee	314-293-314=921	+57
14	Mississippi	313-305-307=925	+61

Arkansas Individuals

T2	Gaby Lopez (1)	73-72-72=217	+1
T10	Emily Tubert (2)	73-73-76=222	+6
T19	Regina Plasencia (3)	72-75-79=226	+10
T53	Emma Lavy (4)	76-77-81=234	+18
T58	Summar Roachell (5)	79-82-74=235	+19

2013-SEC

BIRMINGHAM, ALA./GREYSTONE APRIL 19-21, 2013 || PAR 72 || 6,401 YDS

1	2 Alabama	304-293-302=899	+35
2	18 Georgia	306-305-302=913	+49
3	40 South Carolina	306-309-303=918	+54
4	8 Vanderbilt	309-309-301=919	+55
T5	34 Kentucky	306-308-308=922	+58
T5	Mississippi State	306-303-313=922	+58
T7	6 ARKANSAS	313-308-302=923	+59
T7	31 LSU	303-311-309=923	+59
9	32 Tennessee	312-309-308=929	+65
10	43 Auburn	321-306-306=933	+69
11	24 Texas A&M	318-309-307=934	+70
12	Mississippi	317-321-303=941	+77
13	7 Florida	315-318-319=952	+88
14	Missouri	312-321-322=955	+91

Arkansas Individuals

T3	Emily Tubert	76-74-76=226	+10
T28	Gabriela Lopez	82-75-76=233	+17
T28	Victoria Vela	81-78-74=233	+17
T28	Regina Plasencia	76-81-76=233	+17
T47	Emma Lavy	80-81-76=237	+21

2012-SEC (ARKANSAS)

FAYETTEVILLE, ARK./BLESSINGS APRIL 20-22, 2012 || PAR 72, 6,112 YDS

1	5 Auburn	306-297-313=916	+52
2	36 ARKANSAS	309-295-313=917	+53
3	2 Alabama	297-312-313=922	+58
4	15 Florida	307-305-313=925	+61
5	9 Georgia	308-306-319=933	+69
6	24 South Carolina	315-308-313=936	+72
7	7 LSU	310-309-318=937	+73
8	10 Vanderbilt	318-307-315=940	+76
9	41 Kentucky	317-307-322=946	+82
10	39 Mississippi	309-315-326=950	+86
11	13 Tennessee	320-309-322=951	+87
12	Mississippi State	315-326-333=974	+110

Arkansas Individuals

3	Emily Tubert	78-70-73=221	+5
T6	Emma Lavy	73-72-83=228	+11
T17	Emily Podzielinski	81-77-74=232	+16
T34	Victoria Vela	78-76-85=239	+23
T53	Hally Leadbetter	80-87-83=250	+34

2011-SEC (AUBURN)

AUBURN, ALA./AUBURN UNIVERSITY APRIL 15-17, 2011 || PAR 72, 6,364 YDS

1	Auburn	283-290-291=864	E
2	Alabama	291-291-293=875	+11
3	LSU	287-300-300=887	+23
4	ARKANSAS	289-305-298=892	+28
5	South Carolina	302-304-287=893	+29
6	Tennessee	285-308-302=895	+31
7	Vanderbilt	295-307-295=897	+33
8	Georgia	292-309-298=899	+35
9	Florida	301-310-296=907	+43
10	Kentucky	315-304-308=927	+63
11	Mississippi	316-314-301=931	+67
12	Mississippi State	315-324-316=955	+91

Arkansas Individuals

T4	Emily Tubert	69-72-74=215	-1
T12	Emma Lavy	74-73-74=221	+5
T36	Victoria Vela	73-78-80=231	+15
T38	Kelli Shean	73-83-76=232	+16
T38	Corinna Rees	76-82-74=232	+16

2010-SEC (ALABAMA)

TUSCALOOSA, ALA./NORTHER RIVER GC APRIL 16-18, 2010 || PAR 71, 6057 YDS

1	Alabama	287-278-283=848	-4
2	Vanderbilt	284-281-287=852	E
3	ARKANSAS	280-288-291=859	+7
4	Georgia	280-291-289=860	+8
5	Auburn	289-288-284=861	+9
6	LSU	284-290-292=866	+14
7	South Carolina	289-290-288=867	+15
8	Mississippi	284-298-294=876	+24
9	Tennessee	298-291-288=877	+25
10	Florida	298-300-291=889	+37
11	Kentucky	302-296-308=906	+54
12	Mississippi St.	309-301-315=925	+73

Arkansas Individuals

4	Kelli Shean	69-71-70=210	-3
T10	Kristin Ingram	71-72-70=213	E
T24	Victoria Vela	70-73-76=219	+6
T24	Alex Schulte	70-72-78=219	+6
T31	Tiffany Phelps	74-73-75=222	+9

2009-SEC (SOUTH CAROLINA)

BLYTHEWOOD, S.C./UNIVERSITY CLUB APRIL 17-19, 2009 || PAR 71, 6,204 YDS

1	Auburn	289-296-285=870	+18
T2	ARKANSAS	295-287-296=878	+26

T2	Alabama	300-291-287=878	+26
4	Tennessee	295-293-293=881	+29
5	LSU	301-286-299=886	+34
6	Georgia	300-292-295=887	+35
7	Mississippi	301-298-291=890	+38
8	Florida	307-295-293=895	+43
9	South Carolina	299-300-298=897	+45
10	Vanderbilt	304-301-310=915	+63
11	Kentucky	313-297-308=918	+66
12	Mississippi St.	318-307-305=930	+78

Arkansas Individuals

T4	Kristin Ingram	73-70-73=216	+3
T6	Lucy Nunn	70-70-77=217	+4
T17	Alex Schulte	76-72-73=221	+8
T26	Kelli Shean	76-75-73=224	+11
T51	Katy Nugent	78-80-79=237	+24

2008-SEC (TENNESSEE)

LOUDON, TENN./TENNESSEE NATIONAL APRIL 18-20, 2008 || PAR 72, 6,293 YDS

1	5 Florida	297-293-284=874	+10
2	9 ARKANSAS	297-298-296=891	+27
3	8 Georgia	300-298-305=903	+39
4	10 Auburn	310-309-291=910	+46
5	32 S. Carolina	300-319-296=915	+51
6	19 LSU	310-310-300=920	+56
7	7 Alabama	307-307-307=921	+57
8	16 Tennessee	316-312-303=931	+67
9	26 Vanderbilt	308-317-310=935	+71
10	Mississippi	309-317-313=939	+75
11	Mississippi St.	319-318-315=952	+88
12	Kentucky	326-319-308=953	+89

Arkansas Individuals

1	Stacy Lewis	69-73-72=214	-2
T7	Lucy Nunn	73-74-74=221	+5
T20	Kristin Ingram	79-77-75=231	+15
T30	Alex Schulte	76-76-83=235	+19
T36	Kelli Shean	87-75-75=237	+21

2007-SEC (MISSISSIPPI STATE)

WEST POINT, MISS./OLD WAVERLY APRIL 20-22, 2007 || PAR 72, 6246 YDS

1	Georgia	285-291-289=865	+1
2	Florida	296-295-290=881	+17
3	Tennessee	292-296-298=895	+22
4	S. Carolina	295-289-303=887	+23
5	Alabama	291-300-302=893	+29
6	Vanderbilt	296-303-299=898	+34
7	LSU	294-303-302=899	+35
8	Auburn	298-302-302=902	+38
9	ARKANSAS	296-299-311=906	+42
10	Miss. State	312-295-307=914	+50
11	Kentucky	308-308-315=931	+67
12	Mississippi	312-311-323=946	+82

Arkansas Individuals

T14	Alex Schulte	74-72-76=222	+6
T30	Kristin Ingram	73-76-79=228	+12
T37	Lucy Nunn	76-79-76=231	+15
T37	Ashley Medders	79-72-80=231	+15
--	Stacy Lewis	73-W-W=W	NA

2006-SEC (VANDERBILT)

FRANKLIN, TENN./LEGENDS CLUB APRIL 14-16, 2006 || PAR 72, 6,217 YDS

1	Auburn	300-282-293=875	+11
2	Tennessee	301-287-288=876	+12
3	Georgia	301-285-299=885	+21
4	Vanderbilt	303-287-297=887	+23
5	ARKANSAS	304-297-296=897	+33
6	Florida	308-291-299=898	+34
7	LSU	302-300-298=900	+36
8	S. Carolina	310-293-300=903	+39
9	Alabama	307-296-305=908	+44
10	Miss. State	321-301-302=924	+60
11	Kentucky	315-310-311=936	+72
12	Mississippi	318-315-307=940	+76

Arkansas Individuals

ALL-TIME SEC RESULTS

T18	Amanda McCurdy	73-78-73=224	+8
T21	Lindsey Hinshaw	77-76-72=225	+9
T21	Stacy Lewis	75-74-76=225	+9
T30	Courtney Mahon	79-74-75=228	+12
T38	Ashley Medders	82-73-76=231	+15

2005-SEC (MISSISSIPPI) TUNICA, MISS./TUNICA NATIONAL APRIL 15-17, 2005 || PAR 72, 6,281 YDS

T1	Auburn*	291-302-311=904	+40
T1	Georgia	301-302-301=904	+40
3	ARKANSAS	301-309-295=905	+41
T4	LSU	303-293-310=906	+42
T4	Tennessee	299-304-303=906	+42
6	Florida	304-307-300=911	+47
7	S. Carolina	313-301-300=914	+50
8	Kentucky	310-314-299=923	+59
9	Vanderbilt	308-316-303=927	+63
10	Alabama	303-316-314=933	+69
11	Miss. State	330-312-305=947	+83
12	Mississippi	321-328-320=969	+105

Arkansas Individuals

1	Stacy Lewis	72-75-67=214	-2
T19	Gena Johnson	79-77-73=229	+13
T26	Amanda McCurdy	74-78-79=231	+15
T34	Courtney Mahon	76-80-78=234	+18
T38	Lindsey Hinshaw	80-79-77=236	+20

2004-SEC (LSU) BATON ROUGE, LA./UNIVERSITY CLUB APRIL 16-18, 2004 || PAR 72, 6387 YDS

1	Vanderbilt	295-291-291=877	+13
T2	Auburn	292-295-294=881	+17
T2	LSU	299-293-289=881	+17
4	Tennessee	296-292-294=882	+18
5	Florida	302-290-293=885	+21
6	Georgia	298-297-295=890	+26
7	S. Carolina	303-300-296=899	+35
8	Mississippi	315-295-295=905	+41
9	ARKANSAS	297-308-304=909	+45
10	Alabama	306-300-307=913	+49
11	Miss. State	306-309-308=923	+59
12	Kentucky	315-309-305=929	+65

Arkansas Individuals

T26	Melissa Murray	74-76-75=225	+9
T36	Gena Johnson	77-78-73=228	+12
T36	Amanda McCurdy	71-78-79=228	+12
T36	Courtney Mahon	75-76-77=228	+12
T53	Sarah Trew	78-78-80=236	+20

2003-SEC (KENTUCKY) LEXINGTON, KY./UNIVERSITY CLUB APRIL 18-20, 2003 || PAR 72, 6,153 YDS

1	Auburn	299-297-307=903	+39
2	Florida	296-296-313=905	+41
3	Tennessee	291-301-319=911	+47
4	S. Carolina	295-308-311=914	+50
5	Vanderbilt	306-301-312=919	+55
6	ARKANSAS	297-316-312=925	+61
7	Georgia	299-311-327=937	+73
8	Kentucky	309-311-324=944	+80
9	Miss. State	317-311-332=960	+96
10	LSU	324-326-325=975	+111
11	Mississippi	319-322-341=982	+118
12	Alabama	318-329-336=983	+119

Arkansas Individuals

T5	Lina Axelsson	70-76-77=223	+7
T20	Melissa Murray	79-74-80=233	+17
T22	Courtney Mahon	76-82-76=234	+18
T38	Amanda McCurdy	72-87-80=239	+23
55	Jennifer Norlien	86-84-79=249	+33

2002-SEC (GEORGIA) ATHENS, GA./UGA GOLF COURSE APRIL 19-21, 2002 || PAR 72

1	S. Carolina	289-282-290=861	-3
2	Auburn	280-291-293=864	E

3	Tennessee	295-282-289=866	+2
4	Vanderbilt	300-294-281=875	+11
5	Georgia	298-302-288=888	+24
6	Florida	298-295-304=897	+33
7	Alabama	305-306-307=918	+54
8	LSU	303-313-305=921	+57
9	Miss. State	317-310-302=929	+65
10	Mississippi	310-314-305=929	+65
11	ARKANSAS	320-301-313=934	+70
12	Kentucky	312-317-315=944	+80

Arkansas Individuals

38	Melissa Murray	79-73-82=234	+18
T39	Jennifer Norlien	79-76-80=235	+19
T41	Lina Axelsson	77-79-80=236	+20
T49	Catherine Beckett	85-76-77=238	+22
T52	Gena Johnson	88-76-76=240	+24

2001-SEC (FLORIDA) GAINESVILLE, FLA./UNIV. OF FLORIDA GC APRIL 20-22, 2001 || PAR 72, 5840 YDS

1	Georgia	290-290-292=872	+8
2	LSU	287-289-301=877	+13
T3	Auburn	294-300-293=887	+23
T3	S. Carolina	295-290-302=887	+23
5	Florida	290-303-298=891	+27
6	Tennessee	302-293-302=897	+33
7	Alabama	302-296-307=905	+41
8	Vanderbilt	301-299-308=908	+44
9	Mississippi	314-308-315=937	+73
10	Kentucky	323-304-313=940	+76
11	Miss. State	317-307-317=941	+77
12	ARKANSAS	315-321-307=943	+79

Arkansas Individuals

T26	Johanna Danielsson	75-79-74=238	+12
T37	Kelly Hanwell	77-80-75=232	+16
T47	Catherine Beckett	79-82-77=238	+22
T53	Lauren Baugh	85-80-81=246	+30
57	Jennifer Norlien	84-84-84=252	+36

2000-SEC (ARKANSAS) ROGERS, ARK./PINNACLE CC APRIL 21-23, 2000 || PAR 72

1	Auburn	306-306-307=919	+55
2	LSU	321-302-298=921	+57
3	Tennessee	312-309-304=925	+61
4	Georgia	311-313-308=932	+68
4	Miss. State	307-322-309=938	+74
4	Florida	316-301-321=938	+74
7	Kentucky	314-320-316=950	+86
8	ARKANSAS	318-311-327=956	+92
9	South Carolina	314-326-319=959	+95
10	Vanderbilt	328-318-320=966	+102
11	Mississippi	321-318-329=968	+104
12	Alabama	323-337-316=976	+112

Arkansas Individuals

T9	Kristy Kortuem	77-76-76=229	+13
T23	Johanna Danielsson	77-77-82=236	+20
T37	Adrienne Mucci	82-77-84=243	+27
T46	Kelly Hanwell	82-81-85=248	+33
T57	Lauren Baugh	89-85-85=259	+43

1999-SEC (AUBURN) AUBURN, ALA./GRAND NATIONAL APRIL 16-18, 1999 || PAR 72, 5,913 YDS

1	Georgia	299-297-291=887	-1
2	Tennessee	306-304-295=905	+7
3	Mississippi	308-305-300=913	+15
4	LSU	308-311-299=918	+30
5	ARKANSAS	315-315-301=931	+43
6	Auburn	310-310-317=937	+49
7	Miss State	323-309-317=949	+61
8	Vanderbilt	318-318-313=949	+61
9	Alabama	316-317-318=951	+64
10	S. Carolina	318-314-320=952	+65
11	Florida	321-338-311=970	+82
12	Kentucky	346-325-307=978	+100

Arkansas Individuals

T9	Adrienne Mucci	79-77-74=230	+14
T14	Lauren Baugh	78-80-73=231	+15
T32	Kelly Hanwell	78-77-83=238	+22
T37	Johanna Danielsson	80-83-77=240	+24
T41	Kristy Kortuem	86-81-77=244	+28

1998-SEC (ALABAMA) BIRMINGHAM, ALA./RIVERCHASE CC APRIL 17-19, 1998

1	Georgia	295-297-302=894	
2	LSU	302-302-295=899	
3	Alabama	298-305-299=902	+18
4	Tennessee	306-309-304=919	+19
5	Auburn	309-305-311=925	+25
6	Mississippi	304-311-311=926	+26
7	Miss. State	307-322-303=932	+32
8	S. Carolina	318-312-303=933	+33
9	Florida	317-320-297=934	+34
10	ARKANSAS	304-326-317=947	+43
11	Kentucky	320-314-326=960	+46
12	Vanderbilt	331-326-312=969	+55

Arkansas Individuals

T33	Johanna Danielsson	77-80-80=237	+12
T36	Adrienne Mucci	75-84-79=238	+15
T39	Kristy Kortuem	77-86-76=239	+18
T47	Kelly Hanwell	75-81-87=243	+22
T54	Jane Hilburn	87-81-82=250	+29

1997-SEC (SOUTH CAROLINA) BLYTHEWOOD, S.C./UNIVERSITY CLUB GOLF COURSE, APRIL 18-20, 1997

1	Georgia	899	
2	LSU	905	
3	Florida	908	
4	South Carolina	910	
5	Auburn	911	
6	Tennessee	916	
7	Alabama	929	
8	Kentucky	930	
9	Vanderbilt	943	
10	Ole Miss	952	
11	Mississippi State	964	
12	ARKANSAS	328-322-327=977	+79

Arkansas Individuals

T50	Mackenzie Cato	84-83-76=243	+11
T50	Adrienne Mucci	81-81-81=243	+11
T53	Jane Hilburn	80-78-87=245	+13
55	Rebecca Gard	83-80-87=250	+18
60	Jessica Nelson	97-85-83=265	+33

1996-SEC (TENNESSEE) KNOXVILLE, TENN.

1	Auburn	604	
2	LSU	608	
3	South Carolina	610	
3	Florida	610	
5	Tennessee	618	
6	Georgia	628	
7	Kentucky	632	
8	Ole Miss	635	
9	Vanderbilt	639	
10	Alabama	641	
11	Mississippi State	648	
12	ARKANSAS	334-329=663	+65

Arkansas Individuals

T50	Julie McMahon	73-83=161	+10
T52	Jane Hilburn	86-81=167	+16
57	Lisa Cornwell	82-86=168	+17
58	Mackenzie Cato	88-87=175	+24

NCAA REGIONAL RECORDS

Number of Appearances 22

Central 7 (2014, 2012, 2011, 2007, 2005, 2004, 2003)

West 4 (2010, 2009, 2008, 2006)

East 2 (2013, 2000)

4-Site Format 6 (2021, 2019, 2018, 2017, 2016, 2015)

6-Site Format 3 (2024, 2023, 2022)

Advanced to NCAA

12

Championship

(2024, 2022, 2019, 2018, 2016, 2015, 2013, 2012, 2011, 2008, 2006, 2005)

2 NCAA Individual Competitors

2007 - Stacy Lewis

2017 - Cara Gorlei

TEAM: LOW SINGLE ROUND

#	Score	Round	Tournament	Year	vs. Par
1	271	2	Austin	2018	-17
2	280	2	Las Vegas	2024	-8
	280	1	Las Vegas	2024	-8
4	282	2	Louisville	2021	-6
5	283	3	Austin	2018	-5
	283	1	NCAA East	2013	-5
7	284	1	Austin	2018	-4
8	286	3	Palm Beach	2023	-2
	286	3	Cle Elem, WA	2019	-3
10	287	1	Cle Elem, WA	2019	-2
	287	3	NCAA East	2013	-1
12	289	3	NCAA Central	2011	+1
	289	1	NCAA West	2009	+1
14	290	3	Stanford	2016	+6
	290	3	St. George	2015	+2
16	291	2	Ann Arbor	2022	+7
	291	2	Stanford	2016	+7
	291	1	NCAA West	2008	+3
	291	1	NCAA Central	2007	+7
20	294	2	NCAA East	2013	+6
	294	3	NCAA West	2008	+6

TEAM: LOW TOURNAMENT

#	Score	Tournament	Year	vs. Par
1	838	Austin	2018	-26
2	864	Las Vegas	2024	E
3	864	NCAA East	2013	E
4	869	Cle Elem, WA	2019	+5
5	879	Louisville	2021	+15
	879	Stanford	2016	+27
7	880	Palm Beach	2023	+16
	880	Ann Arbor	2022	+28
9	882	NCAA West	2009	+18
	882	NCAA West	2008	+18
11	892	St. George	2015	+28
12	899	NCAA Central	2011	+35
13	904	NCAA Central	2014	+40
14	906	NCAA Central	2007	+54
15	910	NCAA Columbus	2017	+46
16	911	NCAA West	2010	+59
	911	NCAA West	2006	+47
18	913	NCAA Central	2012	+49
19	915	NCAA Central	2005	+51
20	944	NCAA Central	2008	+84
21	948	NCAA East	2000	+92
22	950	NCAA Central	2004	+98

BEST TEAM FINISH

Place	Score	Tournament	Date	vs. Par
1	864	Las Vegas	2024	E
1	838	Austin	2018	-26
3	892	St. George	2015	+28
T3	880	Ann Arbor	2022	+28
T3	864	NCAA East	2013	E
4	869	Cle Elem, WA	2019	+5
4	889	NCAA Central	2011	+35
5	879	Stanford	2016	+27
T5	882	NCAA West	2008	+18
6	880	Palm Beach	2023	+16
T6	879	Louisville	2021	+15
8	913	NCAA Central	2012	+49
8	310	NCAA Columbus	2017	+46
8	911	NCAA West	2006	+47
8	915	NCAA Central	2005	+51
T9	882	NCAA West	2009	+18
9	906	NCAA Central	2007	+54
T11	904	NCAA Central	2014	+40
13	911	NCAA West	2010	+59
15	944	NCAA Central	2008	+92
16	950	NCAA Central	2004	+98
23	948	NCAA East	2000	+84

BEST INDIVIDUAL FINISH

Place	Player	Year	Score	vs. Par
T1	Kajal Mistry	2024	66-69-75=210	-6
1	Maria Fassi	2018	69-70-69=208	-8
T2	Gabriela Lopez	2015	73-72-71=216	+3
T2	Alana Uriell	2015	75-72-69=216	+3
3	Dylan Kim	2018	79-68-73=211	-5
T3	Stacy Lewis	2007	70-72-71=213	E
T3	Emily Tubert	2011	75-69-75=219	+3
T4	Kaylee Benton	2018	72-68-69=212	-4
T4	Alana Uriell	2018	78-65-69=212	-4
T4	Emily Tubert	2012	75-75-69=218	+2
5	Kajal Mistry	2023	74-73-69=216	E
T5	Ela Anacona	2022	69-73-73=215	+2
T5	Maria Fassi	2019	69-72-69=210	-6
5	Alana Uriell	2016	72-67-71=210	-3
T6	Kendall Todd	2024	73-66-76=216	-1
T6	Kristin Ingram	2008	73-71-70=214	-2
T7	Cara Gorlei	2017	74-72-74=220	+4
T8	Maria Jose Marin	2024	68-71-77=216	E
T11	Emma Lavy	2013	67-75-72=214	-2
T11	Stacy Lewis	2008	69-76-72=217	+1
T11	Stacy Lewis	2006	77-74-71=222	+6

INDIVIDUAL LOW ROUND

#	Score	Player	Round	Year	vs. Par
1	65	Alana Uriell	2	2018	-7
2	66	Kendall Todd	2	2024	-6
	66	Kajal Mistry	1	2024	-6
4	67	Kajal Mistry	2	2021	-5
	67	Alana Uriell	2	2016	-4
	67	Emma Lavy	1	2013	-5
7	68	Maria Jose Marin	1	2024	-4
	68	Kaylee Benton	2	2018	-4
	68	Dylan Kim	2	2018	-4
	68	Emily Tubert	3	2012	-4
11	69	Kajal Mistry	2	2024	-3
	69	Kajal Mistry	3	2023	-3
	69	Reagan Zibilski	3	2023	-3
	69	Ela Anacona	1	2022	-2
	69	Maria Fassi	1	2019	-3
	69	Maria Fassi	3	2019	-3
	69	Maria Fassi	1	2018	-3
	69	Maria Fassi	3	2018	-3
	69	Kaylee Benton	3	2018	-3
	69	Alana Uriell	3	2018	-3
	69	Alana Uriell	3	2015	-3
	69	Regina Plasencia	2	2014	-3
	69	Emma Lavy	3	2011	-3
	69	Emily Tubert	2	2011	-3
	69	Stacy Lewis	1	2008	-3

CURRENT PLAYERS IN CARDINAL RED

NCAA REGIONAL RESULTS

NCAA LAS VEGAS REGIONAL LAS VEGAS, NEV. | SPANISH TRAIL CC MAY 6-8, 2024 || PAR 72 || 6,665 YARDS

TEAM	SCORE	TO PAR
1 #8 ARKANSAS	280-280-304=864	E
2 #33 Purdue	284-280-304=868	+4
3 #38 Baylor	292-286-294=872	+8
4 #40 UCLA	291-283-302=876	+12
5 #19 Florida State	283-292-303=878	+14
6 #16 Arizona	294-287-299=880	+16
7 California	301-288-295=884	+20
T8 #46 Oklahoma	294-285-318=897	+33
T8 Kent State	301-293-303=897	+33
10 Colorado State	298-296-304=898	+34
11 Dartmouth	302-309-315=926	+62
12 Xavier	310-302-320=932	+68

Arkansas Individuals

T1 Kajal Mistry	66-69-75=219	-6
T6 Kendall Todd	73-66-76=215	-1
T8 Maria Jose Marin	68-71-77=216	E
T36 Reagan Zibilski	74-76-76=226	+10
T36 Miriam Ayora	73-74-79=226	+10

NCAA PALM BEACH GARDENS REGIONAL PALM BEACH GARDENS, FLA. | PGA NATIONAL MAY 8-10, 2023 || PAR 72 || 6,298 YARDS

TEAM	SCORE	TO PAR
1 #34 Michigan State	285-296-291=872	+8
2 #28 Duke	298-290-287=875	+11
T3 #10 Texas	298-291-289=878	+14
T3 #15 Northwestern	300-284-294=878	+14
5 #3 LSU	298-296-285=879	+15
6 #45 ARKANSAS	297-297-286=880	+16
7 #19 UCF	300-291-300=891	+27
8 South Florida	296-293-304=893	+29
9 #49 Alabama	299-303-296=898	+34
10 #39 California	302-299-301=902	+38
11 Penn	306-306-298=910	+46
12 Quinnipiac	315-322-300=937	+73

Individuals

5 Kajal Mistry	74-73-69=216	E
T14 Reagan Zibilski	75-75-69=219	+3
T19 Julia Gregg	73-74-74=221	+5
T28 Miriam Ayora	75-75-74=224	+8
T58 Ela Anacona	78-77-81=236	+20

NCAA ANN ARBOR REGIONAL ANN ARBOR, MICH. | U-M GOLF COURSE MAY 9-11, 2022 || PAR 71 || 6,265 YARDS

TEAM	SCORE	TO PAR
1 #5 San Jose State	294-284-284=862	+10
2 #8 Virginia	294-281-290=865	+13
T3 #20 ARKANSAS	291-291-298=880	+28
T3 #18 Michigan	293-300-287=880	+28
5 #32 Virginia Tech	302-302-279=883	+31
6 Pepperdine	300-304-289=893	+41
7 #40 North Carolina	299-306-290=895	+43
8 Ohio State	300-304-298=902	+50
9 #43 Washington	293-305-305=903	+51
10 Xavier	299-310-296=905	+53
11 #29 UCF	300-304-305=909	+57
12 Oakland	316-312-314=942	+90

Arkansas Individuals

T5 Ela Anacona	69-73-73=215	+2
15 Julia Gregg	74-71-74=219	+6
T19 Miriam Ayora	74-72-76=222	+9
T32 Kajal Mistry	74-77-75=226	+13

T43 Ffion Tynan	76-75-79=230	+17
-----------------	--------------	-----

NCAA LOUISVILLE REGIONAL LOUISVILLE, KY. | UNIV. OF LOUISVILLE GOLF CLUB MAY 10-12, 2021 || PAR 72 || 6,289 YARDS

TEAM	SCORE	TO PAR
1 #8 Florida State	286-291-295=872	+8
T2 #16 Texas	297-287-291=875	+11
T2 #25 UCLA	291-295-289=875	+11
T4 #9 Auburn	296-296-286=878	+14
T4 #32 Michigan State	292-293-293=878	+14
T6 #1 South Carolina	295-286-298=879	+15
T6 #17 ARKANSAS	299-282-298=879	+15
T8 #23 Texas Tech	301-288-292=881	+17
T8 #34 UCF	299-289-293=881	+17
10 #39 Tennessee	299-294-289=882	+18
11 #48 Louisville	293-289-302=884	+20
12 #41 North Florida	302-287-303=892	+28
13 UTSA	303-298-295=896	+32
14 Mercer	302-287-308=897	+33
15 College of Charleston	305-301-295=901	+37
16 James Madison	303-291-309=903	+39
17 Xavier	306-299-302=907	+43
18 Fairleigh Dickinson	314-324-317=955	+91

Arkansas Individuals

T12 Kajal Mistry	77-67-73=217	-1
T24 Cory Lopez	71-71-78=220	+4
T27 Ela Anacona	74-72-76=221	+5
T40 Brooke Matthews	77-72-76=225	+9
T57 Julia Gregg	80-73-74=227	+11

NCAA WASHINGTON REGIONAL CLE ELUM, WASHINGTON | TUMBLE CREEK CLUB AT SUNCADIA RESORT MAY 6-8, 2019 || PAR 72 || 6,306 YARDS

TEAM	SCORE	TO PAR
1 #1 Southern California	281-285-278=844	-20
2 #19 Washington	285-283-281=849	-15
3 #16 Northwestern	284-302-278=864	E
4 #8 ARKANSAS	287-296-286=869	+5
5 #29 San Jose State	289-293-290=872	+8
6 #49 UCF	290-298-286=874	+10
7 Ohio State	293-295-287=875	+11
8 #36 Oregon State	293-296-288=877	+13
8 #26 Oregon	295-296-288=879	+15
10 #9 South Carolina	298-296-287=881	+17
11 #43 Iowa State	299-301-282=882	+18
12 #47 San Diego State	296-298-295=889	+25
13 Sacramento State	302-302-288=892	+28
14 #40 Old Dominion	293-309-293=895	+31
15 #23 Miami	299-314-289=902	+38
16 New Mexico State	321-305-299=925	+61
17 Boston University	307-318-312=937	+73
18 Southern Illinois	322-320-310=952	+88

Arkansas Individuals

T5 Maria Fassi	69-72-69=210	-6
T17 Kaylee Benton	70-75-73=218	+2
T22 Brooke Matthews	75-74-70=219	+3
T40 Ximena Gonzalez	73-75-74=222	+6
T82 Dylan Kim	80-82=75=237	+2

2018 NCAA AUSTIN REGIONAL AUSTIN, TEXAS | TEXAS GOLF COURSE MAY 7-9, 2018 || PAR 72 || 6,341 YARDS

TEAM	SCORE	TO PAR
1 #3 ARKANSAS	284-271-283=838	-26
2 #8 Texas	281-285-285=849	-15
T3. #19 Auburn	292-291-286=869	+5

T3. #14 Florida	291-287-291=869	+5
T3. #35 Baylor	288-293-288=869	+5
6 #21 Oklahoma	299-282-289=870	+6
7 #38 Texas A&M	295-286-297=878	+14
8 #11 Michigan State	285-302-295=882	+18
9 #41 Brigham Young	291-296-298=885	+21
10 Virginia Tech	288-293-307=888	+24
11 #25 Houston	300-297-293=890	+26
12 UTSA	298-295-299=892	+28
13 #49 Texas Tech	300-299-300=899	+35
14 Houston Baptist	301-299-310=910	+46
15 #30 Miami	298-306-310=914	+50
16 Georgetown	302-304-311=917	+53
17 Missouri State	319-319-308=946	+82
18 #48 East Carolina	299-152-DNF	+29

Arkansas Individuals

1 Maria Fassi	69-70-69=208	-8
3 Dylan Kim	79-68-73=211	-5
T4. Kaylee Benton	72-68-69=212	-4
T4. Alana Uriell	78-65-69=212	-4
T38 Cara Gorlei	73-75-74=222	+6

2017 NCAA COLUMBUS REGIONAL COLUMBUS, OHIO | SCARLET COURSE MAY 8-10 || PAR 72 || 6,416 YARDS

TEAM	SCORE	TO PAR
T1 Florida	297-293-296=886	+22
T1 South Carolina	309-289-288=886	+22
3 Florida State	299-298-294=891	+27
4 Ohio State	302-289-302=893	+29
5 Purdue	302-305-297=904	+40
6 Michigan	312-293-303=908	+44
7 Colorado	313-299-297=909	+45
8 ARKANSAS	309-301-300=910	+46
9 Texas A&M	308-301-308=917	+53
10 San Jose State	310-304-306=920	+56
T11 Houston	323-300-305=928	+64
T11 Old Dominion	327-297-304=928	+64
13 Wisconsin	314-302-314=930	+66
14 Louisville	314-300-319=933	+69
15 Delaware	320-310-308=938	+74
16 Kentucky	326-311-306=943	+79
17 Missouri State	324-315-329=968	+104
18 Cleveland State	340-328-328=996	+132

Arkansas Individuals

T7 Cara Gorlei	74-72-74=220	+4
T30 Alana Uriell	81-73-74=228	+12
T48 Summar Roachell	77-79-76=232	+16
T51 Kaylee Benton	77-77-79=233	+17
T67 Maria Fassi	81-80-76=237	+21

2016 NCAA STANFORD REGIONAL PALO ALTO, CALIFORNIA | STANFORD GC MAY 6-8 || PAR 71 || 6,269 YARDS

TEAM	SCORE	TO PAR
T1 Southern California	287-284-285=856	+4
T1 Stanford	289-280-287=856	+4
3 Ohio State	299-285-291=875	+23
4 North Carolina	302-289-287=878	+26
5 ARKANSAS	298-291-290=879	+27
6 Virginia	288-296-299=883	+31
7 Colorado	295-300-289=884	+32
8 Wake Forest	295-299-293=887	+35
9 San Jose State	299-301-288=888	+36
10 Pepperdine	298-295-296=889	+37
11 Michigan State	291-301-301=893	+41
12 San Diego State	299-297-299=895	+43
13 Texas Tech	291-307-298=896	+44

NCAA REGIONAL RESULTS

14	UNLV	300-295-313= 908	+56
15	Idaho	300-304-307=911	+59
16	UC Riverside	306-313-308=927	+75
17	Richmond	306-312-313=931	+79
18	Seton Hall	310-315-319=944	+92

Arkansas Individuals

3	Alana Uriell	72-67-71=210	-3
T30	Cara Gorlei	72-73-77=222	+9
T42	Maria Fassi	77-76-71=224	+11
T52	Summar Roachell	77-75-74=226	+13
T55	Regina Plasencia	77-76-74=227	+14

2015 NCAA REGIONAL CHAMPIONSHIP ST. GEORGE, UTAH | ENTRADA AT SNOW CANYON MAY 7-9, || PAR 71 || 6,255 YARDS

TEAM	SCORE	TO PAR	
1	Southern California	293-292-295=880	+28
2	Stanford	304-292-290=886	+34
3	ARKANSAS	306-296-290=892	+40
4	UNLV	301-304-290=895	+43
5	Virginia	308-296-294=898	+46
6	California	297-305-298=900	+48
7	New Mexico State	305-306-298=909	+57
8	Texas Christian	313-302-295=910	+58
9	Vanderbilt	319-297-296=912	+60
10	SMI	308-303-303=914	+62
11	San Diego State	315-310-291=916	+64
12	Colorado	316-308-294=918	+66
T13	Middle Tennessee	313-303-303=919	+67
T13	Wisconsin	303-308-308=919	+67
15	Miami	316-306-302=924	+72
16	Denver	315-308-307=930	+78
17	Northern Arizona	317-323-311=951	+99
18	Albany	331-322-326=979	+127

Arkansas Individuals

T2	Gabriela Lopez	73-72-71=216	-3
T2	Alana Uriell	75-72-69=216	-3
T50	Regina Plasencia	72-75-74=231	+18
T50	Samantha Marks	76-79-76=231	+18
T72	Summar Roachell	82-77-77=236	+22

2014 NCAA CENTRAL REGIONAL STILLWATER, OKLA. || KARSTEN CREEK MAY 8-10, 2014 || PAR 72 || 6,200 YARDS

TEAM	SCORE	TO PAR	
1	#3 UCLA	299-289-287=875	+11
2	#9 Alabama	295-297-300=892	+28
3	#33 Mississippi State	302-294-297=893	+29
4	#35 California	295-294-305=894	+30
T5	#25 Ohio State	305-288-306=899	+35
T5	#40 Kansas	309-290-300=899	+35
7	#10 Arizona	306-289-306=901	+37
T8	#21 Florida	296-296-310=902	+38
T8	#16 Oklahoma St	298-298-306=902	+38
10	#39 Kent State	296-298-309=903	+39
T11	Minnesota	299-304-301=904	+40
T11	#4 ARKANSAS	309-295-300=904	+40
13	Harvard	308-297-306=911	+47
14	#22 North Carolina	302-301-313=916	+52
15	#46 UNLV	307-307-303=917	+53
16	Colorado	306-302-319=927	+63
T17	#28 Miami	318-297-315=930	+66
T17	SMU	315-303-312=930	+66
19	#45 Texas	309-298-324=931	+67
20	#15 LSU	309-313-314=936	+72
21	Lamar	318-307-319=944	+80
22	Wichita State	303-322-320=945	+81
23	Long Island	337-329-334=1000	+136
24	Siena College	334-342-339=1015	+151

Arkansas Individuals

T19	Gabriela Lopez	77-71-74=222	+6
T22	Regina Plasencia	81-69-73=223	+7
T38	Summar Roachell	75-78-75=228	+12
T51	Emily Tubert	76-77-78=231	+15
T107	Emma Lavy	81-79-87=247	+31

2013 NCAA EAST REGIONAL AUBURN, ALA. || AUBURN UNIV. CLUB MAY 9-11, 2013 || PAR 72 || 6,259 YARDS

TEAM	SCORE	TO PAR	
1	Alabama	277-277-290=844	-20
2	Tulane	283-285-284=852	-12
T3	ARKANSAS	283-294-287=864	E
T3	Oklahoma State	290-287-287=864	E
5	Texas	289-291-291=871	+7
6	Northwestern	292-298-284=874	+10
7	UCLA	288-298-289=875	+11
8	Auburn	299-284-294=877	+13
9	Tennessee	294-292-294=880	+16
10	North Carolina	290-292-305=887	+23
11	Virginia	300-298-296=894	+30
12	Kentucky	301-296-300=897	+33
13	East Carolina	301-303-301=905	+41
14	Florida Int.	304-301-302=907	+43
T15	UCF	312-304-292=908	+44
T15	Notre Dame	292-304-312=908	+44
17	East Tennessee St.	297-302-310=909	+45
18	Mississippi	299-308-303=910	+46
T19	Penn State	310-301-300=911	+47
T19	Chattanooga	309-298-304=911	+47
21	Texas State	301-307-306=914	+50
22	James Madison	316-305-310=931	+67
23	Eastern Kentucky	321-332-322=975	+111
24	Alabama State	335-332-327=994	+130

Arkansas Individuals

T11	Emma Lavy	67-75-72=214	-2
T18	Emily Tubert	73-73-70=216	E
T18	Victoria Vela	71-73-72=216	E
T26	Gabriela Lopez	72-73-73=218	+2
T60	Regina Plasencia	73-75-77=225	+9

2012 NCAA CENTRAL REGIONAL COLUMBUS, OHIO/SCARLET COURSE MAY 10-12, 2012 || PAR 72 || 6,264 YARDS

TEAM	SCORE	TO PAR	
1	So California	298-290-286=874	+10
2	Vanderbilt	308-292-299=899	+35
3	Purdue	301-307-294=902	+38
4	Tennessee	306-308-290=904	+40
5	Virginia	308-296-301=905	+41
6	Ohio State	310-302-296=908	+44
7	NC State	307-304-300=911	+47
8	ARKANSAS	310-308-295=913	+49
9	Oregon	308-300-306=914	+50
T10	Florida State	314-301-304=919	+55
T10	Georgia	299-318-302=919	+55
12	Auburn	306-304-312=922	+58
13	Mississippi	315-311-304=930	+66
14	Texas State	320-315-300=935	+71
15	Notre Dame	304-320-312=936	+72
16	Michigan	315-316-306=937	+73
17	Kentucky	322-313-304=939	+75
18	Harvard	315-317-311=943	+79
19	South Florida	309-325-320=954	+90
20	UTSA	317-326-319=962	+98
21	East Carolina	329-310-328=967	+103
22	UNCW	323-322-324=969	+105

23	Butler	321-334-315=970	+106
24	Siena College	328-326-327=981	+117

Arkansas Individuals

T4	Emily Tubert	75-75-68=218	+2
T23	Emma Lavy	77-75-75=228	+11
T64	Victoria Vela	79-81-76=236	+20
T68	Emily Podzielinski	79-82-76=237	+21
T96	Hally Leadbetter	89-77-76=242	+26

2011 NCAA CENTRAL REGIONAL SOUTH BEND, IND./WARREN GC MAY 5-7, 2011 || PAR 72 || 6,208 YARDS

TEAM	SCORE	TO PAR	
1	UCLA	291-301-298=890	+26
2	LSU	295-303-296=894	+30
3	Minnesota	301-297-299=897	+33
4	ARKANSAS	307-303-289=899	+35
5	Notre Dame	298-305-298=901	+37
6	Ohio State	306-301-298=905	+41
7	Stanford	302-306-300=908	+44
8	Wake Forest	312-304-293=909	+45
9	Duke	302-314-297=913	+49
10	Northwestern	302-306-306=914	+50
11	Texas	306-307-303=916	+52
T12	Chattanooga	303-309-305=917	+53
T12	Tulane	313-302-302=917	+53
14	Kent State	304-311-304=919	+55
15	Wisconsin	314-305-310=929	+65
16	North Texas	311-314-310=935	+71
17	Oklahoma State	312-312-313=937	+73
18	Michigan	316-307-315=938	+74
19	Illinois	313-309-318=940	+76
20	East Carolina	315-316-314=945	+81
21	UNLV	318-325-311=954	+90
22	Morehead State	319-326-310=955	+91
23	Illinois State	329-317-320=966	+102
24	Butler	316-325-329=970	+106

Arkansas Individuals

T3	Emily Tubert	75-69-75=219	+3
T14	Kelli Shean	72-79-73=224	+8
T41	Corinna Rees	78-78-74=230	+14
T50	Emma Lavy	82-80-69=231	+15
T56	Victoria Vela	82-77-73=232	+16

2010 NCAA WEST REGIONAL PALO ALTO, CALIF./STANFORD GC MAY 6-8, 2010 || PAR 71 || 6,115 YARDS

TEAM	SCORE	TO PAR	
1	#7 Arizona	291-294-291=876	+24
2	#1 UCLA	292-296-297=885	+33
T3	#32 Texas	293-304-293=890	+38
T3	#6 Alabama	295-300-295=890	+38
5	#13 Virginia	291-305-298=894	+42
6	#17 Stanford	297-304-294=895	+43
7	#45 San Jose State	303-299-298=900	+48
8	#25 Texas A&M	299-302-302=903	+51
9	#20 LSU	302-295-307=904	+52
10	Iowa State	302-297-309=908	+56
11	#24 California	292-305-312=909	+57
12	#12 Ohio State	296-307-307=910	+58
13	#35 ARKANSAS	308-299-304=911	+59
14	Colorado State	304-302-306=912	+60
15	#30 UC Davis	308-307-298=913	+61
16	#36 UNLV	295-306-317=918	+66
17	#39 UC Irvine	302-313-312=927	+75
18	Maryland	316-306-306=928	+76
19	Idaho	312-314-312=938	+86
20	Portland State	309-317-316=942	+90

NCAA REGIONAL RESULTS

21	#41 San Francisco	312-325-309=946	+94
22	Texas State	317-323-308=948	+96
23	Oral Roberts	319-318-318=955	+103
24	Pennsylvania	329-323-325=977	+125

Arkansas Individuals

T38	Victoria Vela	77-77-73=227	+14
T38	Alex Schulte	78-72-77=227	+14
T56	Kelli Shean	73-80-77=230	+17
T72	Tiffany Phelps	80-76-77-233	+20
T85	Kristin Ingram	83-74-79=236	+23

2009 NCAA WEST REGIONAL TEMPE, ARIZ./KARSTEN CREEK GC MAY 7-9, 2009 || PAR 72 || 6,230 YARDS

TEAM	SCORE	TO PAR	
1	#1 Arizona State	273-283-286=842	-22
2	#4 Southern California	289-283-289=861	-3
3	#8 LSU	295-288-285=868	+4
T4	#36 TCU	289-293-291=873	+9
T4	#25 UC Irvine	289-284-300=873	+9
T4	#45 Texas	288-290-295=873	+9
7	#22 Arizona	288-300-288=876	+12
8	#13 Pepperdine	294-300-285=879	+15
T9	#16 ARKANSAS	289-296-297=882	+18
T9	#21 California	291-297-294=882	+18
11	#39 Texas A&M	288-297-300=885	+21
12	#41 Oregon	299-298-293=890	+26
13	#18 San Jose State	299-305-296=900	+36
14	#29 San Francisco	294-304-303=901	+37
15	Baylor	299-309-294=902	+38
16	#34 UNLV	299-313-293=905	+41
17	#47 LBSU	299-310-299=908	+44
18	Northern Arizona	299-309-309=917	+53
19	#44 Colorado	309-308-305=922	+58
20	Oral Roberts	312-305-314=931	+67
21	Texas A&M-CC	315-303-316=934	+70

Arkansas Individuals

T23	Lucy Nunn	72-72-75=219	+3
T32	Kelli Shean	73-74-74=221	+5
T43	Alex Schulte	75-77-71=223	+7
T51	Kristin Ingram	72-75-77=224	+8
T71	Katy Nugent	72-75-82=229	+13

2008 NCAA WEST REGIONAL SACRAMENTO, CALIF./LINCOLN HILLS GC MAY 8-10, 2008 || PAR 72 || 6,338 YARDS

TEAM	SCORE	TO PAR	
1	#2 Southern California	283-288-284=855	-9
2	#4 Arizona State	296-285-289=870	+6
3	#47 UNLV	288-290-301=879	+15
4	#12 Arizona	299-289-292=880	+16
T5	#14 Oklahoma State	293-293-296=882	+18
T5	#7 ARKANSAS	291-297-294=882	+18
7	#28 Tulsa	287-308-289=884	+20
T8	UC Davis	300-296-296=892	+28
T8	#36 Ohio State	299-298-295=892	+28
T8	#23 Stanford	295-298-299=892	+28
11	#21 Michigan St.	295-304-294=893	+29
12	#18 California	295-301-301=897	+33
13	#44 Oregon	303-297-301=901	+37
14	UC Irvine	302-301-301=904	+40
15	#41 Oklahoma	299-303-303=905	+41
16	#38 San Jose State	300-302-304=906	+42
17	#27 BYU	295-303-309=907	+43
18	Fresno State	306-306-296=908	+44
19	#34 North Carolina	297-311-306=914	+50
20	Portland State	308-308-311=927	+63
21	Oral Roberts	310-312-310=932	+68

Arkansas Individuals

@ArkansasWGolf



Facebook.com/RazorbackWGolf

T6	Kristin Ingram	73-71-70=214	-2
T11	Stacy Lewis	69-76-72=217	+1
T44	Lucy Nunn	74-74-77=225	+9
T49	Kelli Shean	75-76-75=226	+10
101	Alex Schulte	80-79-83=242	+26

2007 NCAA CENTRAL REGIONAL ANN ARBOR, MICH. / MICHIGAN GC MAY 10-12, 2007 || PAR 71 || 6,116 YARDS

TEAM	SCORE	TO PAR	
1	Southern California	283-288-298=869	+17
2	Georgia	292-296-292=880	+8
3	TCU	289-291-303=883	+31
4	Indiana	289-295-300=884	+32
5	Arizona	297-295-293=885	+33
6	Vanderbilt	290-295-301=886	+34
7	Tennessee	294-293-306=893	+41
8	Michigan State	295-295-311=901	+49
9	ARKANSAS	291-301-314=906	+54
10	Kent State	297-298-313=908	+56
11	Ohio State	300-307-305=912	+60
12	Northwestern	308-305-306=919	+67
13	Michigan	311-305-310=926	+74
14	Baylor	312-306-315=933	+81
15	SO Methodist	303-308-323=934	+82
16	NC-Wilmington	309-309-318=936	+84
17	Missouri	310-304-325=939	+87
18	Maryland	313-307-320=940	+88
19	Oral Roberts	311-309-329=949	+97
20	Southern Illinois	314-318-324=956	+104
21	St. Francis-PA	342-338-356=1036	+184

Arkansas Individuals

T3	Stacy Lewis	70-72-71=213	E
T33	Corinna Rees	73-77-77=227	+14
T67	Alexandra Schulte	77-78-80=235	+22
T71	Kristin Ingram	76-74-86=236	+23
T81	Lucy Nunn	72-79-88=239	+26

2006 NCAA WEST REGIONAL AUBURN, WASH. / WASH. NATIONAL MAY 11-13, 2006 || PAR 72 || 6,289 YARDS

TEAM	SCORE	TO PAR	
1	Purdue	289-294-298=881	+17
2	UCLA	288-303-296=887	+23
3	Washington	288-303-297=888	+24
4	Stanford	303-295-298=896	+32
5	Georgia	296-302-302=900	+36
6	UNLV	304-301-299=904	+40
7	Arizona	303-300-307=910	+46
8	ARKANSAS	299-307-305=911	+47
9	UC Irvine	301-312-300=913	+49
10	BYU	307-302-308=917	+53
11	Georgia State	308-308-303=919	+55
12	San Jose State	305-309-306=920	+56
13	Oregon State	306-313-306=925	+61
14	New Mexico	307-318-301=926	+62
15	NMSU	303-320-318=941	+77
16	Denver	323-312-309=944	+80
17	LBSU	307-325-318=950	+86
T18	Washington State	320-318-313=951	+87
T18	Oral Roberts	317-311-323=951	+87
20	Montana	330-319-310=959	+95
21	Bradley	326-319-322=967	+103

Arkansas Individuals

T11	Stacy Lewis	77-74-71=222	+6
T40	Amanda McCurdy	69-79-83=231	+15
T52	Courtney Mahon	81-77-75=233	+17
T66	Lindsey Hinshaw	77-77-82=236	+20
108	Ashley Medders	76-WD-77=153	+9

2005 NCAA CENTRAL REGIONAL LUBBOCK, TEXAS/ THE RAWLS COURSE MAY 5-7, 2005 || PAR 72 || 6,328 YARDS

TEAM	SCORE	TO PAR	
1	Auburn	294-309-293=896	+32
2	Texas A&M	293-310-300=903	+39
3	Missouri	291-312-302=905	+41
4	Arizona State	296-310-300=906	+42
T5	Tulsa	298-310-300=908	+44
T5	Purdue	295-309-304=908	+44
7	Michigan State	300-307-302=909	+45
8	ARKANSAS	300-311-304=915	+51
9	Texas	290-317-309=916	+52
10	Louisiana State	298-316-303=917	+53
T11	Kent State	305-307-309=921	+57
T11	Southern Methodist	310-313-298=921	+57
T13	Baylor	302-301-320=923	+59
T13	New Mexico	291-332-300=923	+59
15	Michigan	301-320-305=926	+62
16	Texas Tech	301-318-313=932	+68
17	Wake Forest	302-315-316=933	+69
18	Notre Dame	306-323-305=934	+70
19	TCU	299-328-311=938	+74
20	South Florida	314-317-319=950	+86
21	Long Island	349-343-349=1041	+177

Arkansas Individuals

T31	Courtney Mahon	72-81-76=229	+13
T37	Stacy Lewis	75-78-77=230	+14
T42	Lindsey Hinshaw	77-77-77=231	+15
T49	Gena Johnson	81-75-76=232	+16
T49	Amanda McCurdy	76-81-75=232	+16

2004 NCAA CENTRAL REGIONAL BLOOMINGTON, ILL./UNIV. GOLF COURSE MAY 6-8, 2004 || PAR 71 || 6,108 YARDS

TEAM	SCORE	TO PAR	
1	Vanderbilt	298-307-288=893	+41
2	Arizona	299-313-290=902	+50
3	Michigan State	302-303-301=906	+54
4	Southern California	300-311-299=910	+58
5	Baylor	312-297-306=915	+63
6	Purdue	305-309-303=917	+65
7	New Mexico	298-320-300=918	+66
8	Texas A&M	305-317-304=926	+74
T9	Southern Methodist	316-302-311=929	+77
T9	Illinois State	313-308-308=929	+77
11	Northwestern	313-305-316=934	+82
12	TCU	308-319-308=935	+83
13	Missouri	303-323-310=936	+84
14	Oklahoma	311-321-314=946	+94
15	Kansas State	326-311-312=949	+97
16	ARKANSAS	308-325-317=950	+98
17	Notre Dame	319-312-321=952	+100
18	Indiana	311-320-324=955	+103
19	Princeton	320-317-324=961	+109
20	Kent State	325-319-321=965	+113
21	Tulsa	319-321-326=966	+114

Arkansas Individuals

T15	Amanda McCurdy	76-75-77=228	+15
T63	Courtney Mahon	77-82-79=238	+25
T78	Melissa Murray	78-83-81=242	+29
T78	Sarah Trew	77-85-80=242	+29
N/A	Gena Johnson	D-87-86=NA	NA

NCAA REGIONAL RESULTS

2003 NCAA CENTRAL REGIONAL

LINCOLN, NEB./FIRETHORN GC

MAY 8-10, 2003 || PAR 71 || 6,033 YARDS

TEAM	SCORE	TO PAR
1 California	292-292-313=897	+45
2 Kent State	298-297-322=917	+65
3 Texas	307-298-314=919	+67
4 Purdue	309-303-314=926	+74
5 Nebraska	312-298-318=928	+76
6 Wisconsin	306-303-321=930	+78
7 Florida	311-297-323=931	+79
8 Tulsa	315-296-323=934	+82
9 Texas A&M	308-297-330=935	+83
10 Oklahoma	302-304-330=936	+84
11 Kansas State	313-300-323=936	+84
12 Missouri	308-299-335=942	+90
13 New Mexico	316-302-324=942	+90
14 TCU	312-305-325=942	+90
15 ARKANSAS	315-310-319=944	+92
16 Baylor	314-308-322=944	+92
17 Michigan State	320-301-326=947	+95
18 Tennessee	321-306-321=948	+96
19 Indiana	314-306-329=949	+97

Arkansas Individuals

T24 Courtney Mahon	75-78-78=231	+18
T41 Melissa Murray	79-79-78=236	+23
T44 Amanda McCurdy	80-76-81=237	+24
T65 Lina Axelsson	81-79-82=242	+29
80 Jennifer Norlien	82-77-86=245	+32

2000 NCAA EAST REGIONAL

COLUMBUS, OHIO/ SCARLET COURSE

MAY 10-12, 2000 || PAR 72 || 6,126 YARDS

TEAM	SCORE	TO PAR
1 Duke	300-302-295=897	+33
2 Northwestern	299-299-302=900	+36
Purdue	295-301-304=900	+36
4 Tennessee	300-306-296=902	+38
5 LSU	303-298-302=903	+39
6 Michigan State	299-302-305=906	+42
7 Wake Forest	310-297-300=907	+43
8 Auburn	301-298-308=907	+43
9 Ohio State	299-316-299=914	+50
Georgia	316-297-301=914	+50
11 Florida	300-309-306=915	+51
12 South Florida	309-305-310=924	+60
13 Campbell	311-305-309=925	+61
14 Furman	317-299-310=926	+62
15 Central Florida	299-311-318=928	+64
16 Miss State	322-294-313=929	+65
17 North Carolina	300-329-302=931	+67
18 South Carolina	306-314-314=934	+70
19 Indiana	306-319-312=937	+73
20 Penn State	304-319-315=938	+74
21 Vanderbilt	318-304-324=946	+82
Kentucky	312-312-322=946	+82
23 ARKANSAS	323-315-310=948	+84
24 Tulane	317-318-320=955	+91

Arkansas Individuals

T75 Kelly Hanwell	78-80-78=236	+20
T85 Lauren Baugh	84-79-76=239	+23
T94 Johanna Danielsson	82-76-82=240	+24
T94 Kristy Kortuem	84-80-76=240	+24
T104 Adrienne Mucci	79-84-80=243	+27



NCAA CHAMPIONSHIP RECORDS

Number of Team Appearances	12
	2024, 2022, 2019, 2018, 2016, 2015, 2013
	2012, 2011, 2008, 2006, 2005
Individual at NCAA Championship	2
	Cara Gorlei, 2017
	Stacy Lewis, 2007
NCAA Championships	2
	Stacy Lewis, 2007
	Maria Fassi, 2019
Best Finish	T5 (2011)
Best Individual Finish	1st Stacy Lewis, 2007
	1st Maria Fassi, 2019
	2nd Kelli Shean, 2011
	T2nd Gabriela Lopez, 2015

TEAM: LOW SINGLE ROUND

#	Score	Round	Date	vs. Par
1	288	1	May 17, 2024	E
2	289	4	May 21, 2018	+1
	289	3	May 20, 2018	+1
4	290	2	May 18, 2024	+2
5	291	2	May 21, 2016	+3*
6	292	4	May 23, 2016	+4*
	292	1	May 20, 2016	+4*
8	293	2	May 22, 2013	+5
	293	4	May 21, 2011	+5
	293	3	May 19, 2005	+9
11	295	4	May 26, 2006	+8
12	296	2	May 18, 2019	+4
	296	1	May 21, 2013	+8
	296	3	May 20, 2011	+8
	296	2	May 19, 2001	+8
	296	1	May 27, 2005	+12
17	297	4	May 24, 2008	+9
	297	2	May 21, 2008	+9
19	298	3	May 22, 2016	+10*
	298	4	May 22, 2015	+10*
	298	1	May 23, 2008	+10
	298	3	May 25, 2006	+10

TEAM: LOW TOURNAMENT FOUR ROUNDS

#	Score	Year	vs. Par
1	1173	2016	+21
2	1174	2024	+25
3	1186	2018	+34
4	1190	2011	+38
5	1194	2008	+42
6	1197	2005	+61
7	1200	2013	+48
8	1205	2006	+53
9	1214	2012	+62
10	1217	2015	+65

BEST TEAM FINISH

Place	Score	Date	vs. Par
4	900	2019	+24 (Rd 4 rained out)
T5	1190	2011	+38
8	1194	2008	+42
9	1217	2015	+65*
10	1177	2024	+25
10	1186	2018	+34
10	1205	2006	+53
T11	1197	2005	+61
T12	1173	2016	+21*
T13	1200	2013	+48
T22	913	2022	+49
23	1214	2012	+62

BEST INDIVIDUAL FINISH

Place	Player	Year	Score
1	Maria Fassi	2019	211 (-8)
1	Stacy Lewis	2007	282
2	Kelli Shean	2011	286
T2	Gabriela Lopez	2015	286*
T4	Maria Jose Marin	2024	283
T8	Stacy Lewis	2008	292
T9	Stacy Lewis	2006	294
T19	Kendall Todd	2024	292
T19	Emily Tubert	2011	294
T20	Alana Uriell	2016	289*

INDIVIDUAL LOW ROUND

#	Score	Player	Round	Year	Par
1	66	Gabriela Lopez	4	2015	-6*
	66	Stacy Lewis	4	2007	-6
	66	Stacy Lewis	4	2006	-6
4	68	Maria Jose Marin	2	2024	-4
	68	Maria Fassi	3	2019	-5
6	69	Alana Uriell	3	2018	-3
7	70	Kendall Todd	2	2024	-2
	70	Alana Uriell	1	2016	-2*
	70	Gabriela Lopez	1	2015	-2*
	70	Kelli Shean	3	2011	-2
	70	Amanda McCurdy	4	2005	-1
12	71	Maria Jose Marin	3	2024	-1
	71	Miriam Ayora	1	2024	-1
	71	Alana Uriell	4	2016	-1
	71	Maria Fassi	3	2016	-1
	71	Cara Gorlei	2	2016	-1
	71	Victoria Vela	2	2013	-1
	71	Emily Tubert	3	2011	-1
	71	Kelli Shean	2	2011	-1
	71	Lucy Nunn	3	2007	-1
	71	Stacy Lewis	2	2007	-1
	71	Stacy Lewis	1	2007	-1
	71	Amanda McCurdy	1	2005	E
24	72	Kajal Mistry	3	2022	E
	72	Dylan Kim	4	2018	E
	72	Kaylee Benton	3	2018	E
	72	Dylan Kim	1	2018	E
	72	Cara Gorlei	4	2016	E
	72	Maria Fassi	2	2016	E
	72	Emily Tubert	4	2012	E
	72	Emily Podzielinski	2	2012	E
	72	Stacy Lewis	4	2008	E
	72	Stacy Lewis	2	2008	E
	72	Courtney Mahon	2	2005	+1
	72	Stacy Lewis	1	2005	+1

*NCAA format changed to four rounds of stroke play with a cut after three rounds. Top eight teams moved on to match play.

NCAA CHAMPIONSHIP RESULTS



2024

CARLSBAD, CALIFORNIA | OMNI LA COSTA N COURSE
MAY 17-22, 2024 || PAR 72 || 6,665 YARDS

TEAM	SCORE	TO PAR
T1 #1 Stanford	285-285-285-299=1154	+2
T1 LSU	289-286-288-291=1154	+2
3 Texas A&M	281-284-289-303=1157	+5
4 Southern California	299-283-296-287=1165	+13
5 Clemson	280-293-293-304=1170	+18
T6 UCLA	291-283-300-297=1171	+19
T6 Oregon	294-283-299-295=1171	+19
8 Auburn	285-290-301-296=1172	+20
9 Wake Forest	295-292-297-290=1174	+22
10 #10 ARKANSAS	288-290-299-300=1177	+25
T11 Florida State	287-302-300-293=1182	+30
T11 Texas	299-286-302-295=1182	+30
T11 Northwestern	285-293-295-309=1182	+30
14 Duke	286-293-304-301=1184	+32
15 Mississippi State	287-297-301-301=1186	+34
16 Arizona State	286-301-303=890	+26
T17 Michigan State	288-304-300=892	+28
T17 San Jose State	286-304-302=892	+28
19 Pepperdine	291-299-303=893	+29
20 Vanderbilt	300-295-302=897	+33
21 Baylor	300-295-304=899	+35
22 Oregon State	299-295-306=900	+36
23 South Carolina	296-297-311=904	+40
T24 SMU	302-309-301=912	+48
T24 Oklahoma State	287-313-312=912	+48
T26 Tulsa	303-301-309=913	+49
T26 North Carolina	301-304-308=913	+49
28 Virginia	301-307-306=914	+50
29 Purdue	295-312-309=916	+52
30 Ole Miss	299-297-321=917	+53

Arkansas Individuals

T4 Maria Jose Marin	72-68-71-72=283	-5
T19 Kendall Todd	72-70-73-77=292	+4
T70 Kajal Mistry	73-77-77-77=304	+16
T75 Miriam Ayora	71-75-84-78=308	+20
T78 Reagan Zibilski	78-80-78-74=310	+22



2022

SCOTTSDALE, ARIZONA | GREYHAWK GOLF CLUB
MAY 20-25, 2022 || PAR 72 || 6,340 YARDS

TEAM	SCORE	TO PAR
1 #1 Stanford	289-292-283-297=1161	+9
2 #2 Oregon	297-288-288+291=1164	+12
3 #19 Texas A&M	292-297-288+289=1166	+14
4 #15 UCLA	295-291-292+291=1169	+17
5 #17 Auburn	296-290-299-290=1175	+23
6 #10 Florida State	296-295-296-292=1179	+27
7 #5 San Jose State	307-296-285-293=1181	+29
8 #27 Georgia	303-291-298-290=1182	+30
9 #7 Arizona State	302-290-302-290=1184	+32
10 #11 Southern California	298-294-300-293=1185	+33
11 #14 LSU	296-291-301-299=1187	+35
12 #45 Purdue	301-299-293-296=1189	+37
13 #13 Texas	305-295-301-289=1190	+38
14 #3 South Carolina	306-300-297-288=1191	+39
15 #8 Virginia	304-299-298-300=1201	+49
16 #4 Wake Forest	301-304-298=903	+39
17 #32 Mississippi State	299-306-300=905	+41
18 #16 Baylor	301-310-295=906	+42
19 #6 Oklahoma State	307-300-300=907	+43
20 #20 Michigan	301-310-300=911	+47
21 #31 TCU	300-301-311=912	+48
T22 #33 Vanderbilt	308-306-299=913	+49
T22 #18 ARKANSAS	307-305-301=913	+49
24 #9 Alabama	298-316-302=916	+52

Arkansas Individuals

T34 Kajal Mistry	73-78-72=223	+7
T34 Julia Gregg	74-73-76=223	+7
T106 Ela Anaconda	80-75-78=233	+17
- Ffion Tynan	80-80-0=160	+16
- Miriam Ayora	85-0-76=161	+17
- Giovanna Fernandez	0-79-78=157	+13



2019

MARIA FASSI - NATIONAL CHAMPION
JOHNSON, ARKANSAS | BLESSINGS GOLF CLUB
MAY 17-22, 2019 || PAR 73 || 6,397 YARDS

TEAM	SCORE	TO PAR
1 Texas	302-294-287=883	+7
2 Duke	305-281-304=890	+14
3 Southern California	306-289-298=893	+17
4 ARKANSAS	302-296-302=900	+24
5 Wake Forest	309-299-296=904	+28
6 Arizona	304-294-306=904	+28
7 Stanford	304-300-302=906	+230
8 Auburn	313-295-307=915	+39
T9 Illinois	320-296-301=917	+41
T9 Purdue	312-294-311=917	+41
11 Florida	321-294-303=918	+42
12 Florida State	321-298-305=924	+48
13 Northwestern	313-293-318=924	+48
T14 Arizona State	310-302-314=926	+50
T14 Ole Miss	314-297-315=926	+50
T14 Virginia	314-307-305=926	+50
17 Kent State	325-308-297=930	+54
18 Washington	311-311-315=937	+61
19 San Jose State	324-302-312=938	+62
20 UCLA	315-308-318=941	+65
21 Indiana	322-313-309=944	+68
22 UCF	321-308-316=945	+69
23 Vanderbilt	319-316-311=946	+70
24 Tennessee	328-311-311=950	+74

Arkansas Individuals

1 Maria Fassi	72-71-68=211	-8
T29 Kaylee Benton	74-73-80=227	+8
T66 Dylan Kim	80-82-72=234	+15
T66 Brooke Matthews	76-76-82=234	+15
T125 Ximena Gonzalez	88-76-85=249	+30

Match Play

Wake Forest 3-Arkansas 2	
Brooke Matthews (Ark) d. Letizia Bagnoli (WF)	1-up
Maria Fassi (Ark) d. Vanessa Knecht (WF)	2&1
Siyun Liu (WF) d. Dylan Kim (Ark)	1-up
Emilia Migliaccio (WF) d. Ximena Gonzalez (Ark)	6&4
Jennifer Kupcho K (WF) d. Kaylee Benton (Ark)	1-up

NCAA CHAMPIONSHIP RESULTS



2018

STILLWATER, OKLA. | KARSTEN CREEK
MAY 18-23, 2018 || PAR 72 || 6,328 YDS

TEAM	SCORE	TO PAR
T1 UCLA	294-279-297-291=1161	+9
T1 Alabama	292-286-284-299=1161	+9
3 Southern California	291-298-296-283=1168	+16
4 Northwestern	299-293-290-291=1173	+21
5 Stanford	308-291-291-290=1180	+28
6 Duke	298-298-293-293=1182	+30
7 Kent State	296-299-296-293=1184	+32
T8 Arizona	301-291-288-305=1185	+33
T8 Baylor	313-295-287-290=1185	+33
10 ARKANSAS	308-300-289-289=1186	+34
11 Furman	312-293-294-289=1188	+36
T12 Washington	303-300-299-290=1192	+40
T12 Florida State	301-294-299-298=1192	+40
T12 Texas	309-300-291-292=1192	+40
15 Louisville	301-300-302-296=1199	+47

*Results after first cut to 15 teams

Arkansas Individuals

T21 Dylan Kim	72-73-75-72=292	+4
T33 Alana Uriell	78-74-69-73=294	+6
T36 Kaylee Benton	77-76-72-70=295	+7
66 Maria Fassi	81-78-73-75=307	+19
81 Cara Gorlei	86-77-81-74=318	+30



2017

SUGAR GROVE, ILL. | RICH HARVEST FARMS
MAY 19-22 || PAR 72 || 6,343 YDS

INDIVIDUAL ONLY

T74 Cara Gorlei	84-80-77-75=236	+20
-----------------	-----------------	-----



2016

EUGENE, OREGON | EUGENE CC
MAY 20-25, 2016 || PAR 72 || 6331 YDS

TEAM	SCORE	TO PAR
1 UCLA	286-291-285-282=1144	-8
2 Stanford	295-283-290-279= 1147	-5
3 Southern California	289-280-291-290= 1150	-2
4 Washington	289-285-292-286= 1152	E
5 Virginia	293-294-286-282= 1155	+3
6 Duke	299-283-280-296= 1158	+6
7 South Carolina	293-289-290-290= 1162	+10
8 Oregon	297-282-291-296= 1166	+14
T9 Arizona	291-289-293-294= 1167	+15
T9 Northwestern	292-289-295-291= 1167	+15
11 Oklahoma State	284-295-297-292= 1168	+16
T12 Alabama	300-292-290-291= 1173	+21
T12 ARKANSAS	292-291-298-292= 1173	+21
14 North Carolina	298-292-291-294= 1175	+23
15 Florida State	295-290-298-293= 1176	+24
16 Tennessee	297-285-303-0=885	+21
17 Florida	297-293-296-0=886	+22
T18 Georgia	298-291-298-0=887	+23
T18 Michigan	296-299-292-0=887	+23
20 Furman	298-297-293-0=888	+24
21 Miami	299-292-299-0=892	+29
22 Ohio State	293-293-306-0=892	+28
23 Texas	301-290-306-0=897	+33
24 BYU	294-306-298-0=898	+34

Arkansas Individuals

T20 Alana Uriell	70-74-74-71=289	+1
T36 Cara Gorlei	73-71-76-72=292	+4
T53 Maria Fassi	78-72-71-74=295	+7
T66 Regina Plasencia	73-74-78-75=300	+12
T76 Summar Roachell	76-78-77-75=306	+18



2015

BRADENTON, FLA. | CONCESSION GC
MAY 22-25, 2015 || PAR 72 || 6468 YDS

TEAM	SCORE	TO PAR
1 Southern California	297-303-298-294=1192	+40
2 Duke	293-309-292-303=1197	+45
3 Baylor	297-307-306-288=1198	+46
4 Stanford	293-323-296-287=1199	+47
5 Arizona	300-311-294-300=1205	+53
t6 Tennessee	301-309-300-302=1212	+60
t6 Texas Tech	319-294-307-292=1212	+60
8 Washington	301-316-297-300=1214	+62
9 ARKANSAS	310-306-303-298=1217	+65
10 Northwestern	310-301-305-302=1218	+66
11 UC Davis	305-304-306-305=1220	+68
12 Purdue	307-302-302-311=1222	+70
13 Wake Forest	310-320-297-297=1224	+72
14 Alabama	310-307-310-299=1226	+74
15 UCLA	319-318-293-303=1233	+81

*Results after first cut to 15 teams

Arkansas Individuals

T2 Gabriela Lopez	70-76-74-66=286	-2
48 Alana Uriell	80-73-80-76=309	+21
T51 Regina Plasencia	77-79-77-78=311	+23
T73 Samantha Marks	85-81-75-78=319	+31
T76 Summar Roachell	82-78-77-82=319	+31

NCAA CHAMPIONSHIP RESULTS




2013 ATHENS, GA. | UGA GOLF COURSE MAY 21-24, 2013 || PAR 72 || 6,372 YDS

TEAM	SCORE	TO PAR
1 Southern California	284-276-285-288=1133	-19
2 3 Duke	286-289-287-292=1154	+2
3 7 Purdue	289-289-295-300=1173	+21
4 8 UCLA	289-287-297-301=1174	+22
5 12 Arizona State	293-287-296-305=1181	+29
6 38 Auburn	305-292-285-301=1183	+31
7 2 Alabama	288-284-301-316=1189	+37
8 9 Arizona	298-295-297-300=1190	+38
T9 4 Oklahoma	291-291-300-309=1191	+39
T9 25 Michigan State	298-291-298-304=1191	+39
T9 14 Tulane	295-289-297-310=1191	+39
12 15 Oklahoma State	303-300-294-296=1193	+41
T13 5 ARKANSAS	296-293-302-309=1200	+48
T13 13 Stanford	290-288-301-321=1200	+48
15 24 Northwestern	298-293-300-310=1201	+49
16 17 UC Davis	299-297-294-313=1203	+51
17 10 Florida	299-298-305-303=1205	+53
18 6 Vanderbilt	299-289-307-311=1206	+54
19 48 San Jose State	284-303-295-327=1209	+57
20 32 South Carolina	304-305-292-310=1211	+59
21 18 Texas	299-295-304-315=1213	+61
22 35 Oregon	301-295-297-324=1217	+65
23 47 Wisconsin	301-309-297-311=1218	+66
24 40 Mississippi State	300-302-292-327=1221	+69

Arkansas Individuals

T37 Victoria Vela	74-71-77-76=298	+10
T50 Emily Tubert	75-73-74-79=301	+13
T58 Gabriela Lopez	74-76-75-77=302	+14
T85 Emma Lavy	73-78-76-80=307	+19
T85 Regina Plasencia	77-73-80-77=307	+19



2012 FRANKLIN, TENN. | THE LEGENDS CLUB MAY 22-24, 2012 || PAR 72, 6264 YDS

TEAM	SCORE	TO PAR
1 Alabama	286-285-306-294=1171	+19
2 Southern California	297-288-294-293=1172	+20
3 LSU	293-294-297-289=1173	+21
4 Virginia	288-294-301-292=1175	+23
5 South Carolina	302-281-300-293=1176	+24
T6 Arizona State	292-291-304-292=1179	+27
T6 Oklahoma	294-299-295-29=1179	+27
8 UCLA	292-290-306-293=1181	+29
9 Purdue	293-295-295-299=1182	+30
10 North Carolina	290-292-303-299=1184	+32
11 Vanderbilt	306-284-311-285=1186	+34
12 Florida	302-293-297-298=1190	+38
T13 NC State	299-294-305-293=1191	+39
T13 Texas	297-295-313-286=1191	+39
15 Duke	289-302-301-300=1192	+40
T16 Baylor	299-304-300-290=1193	+41
T16 Texas A&M	301-298-300-294=1193	+41
18 Colorado	297-298-305-296=1196	+44
19 Tennessee	300-307-307-286=1200	+48
20 Michigan State	296-311-294-300=1201	+49
21 Pepperdine	306-293-304-301=1204	+52
22 Ohio State	303-307-305-296=1211	+59
23 ARKANSAS	303-301-309-301=1214	+62
24 Stanford	309-304-307-296=1216	+64

Arkansas Individuals

T33 Emily Tubert	73-74-77-72=296	+8
T71 Emma Lavy	75-77-78-73=303	+15
T84 Emily Podzielinski	78-72-76-79=305	+17
T113 Victoria Vela	77-78-78-79=312	+24
T119 Hally Leadbetter	79-80-79-77=315	+27



2011 BRYAN, TEXAS | TRADITIONS GC MAY 18-21 || PAR 72 || 6,260 YDS

TEAM	SCORE	TO PAR
1 UCLA	289-295-294-295=1173	+21
2 Purdue	292-295-298-292=1177	+25
3 LSU	292-296-303-290=1181	+29
4 Virginia	291-300-299-296=1186	+34
T5 ARKANSAS	305-296-296-293=1190	+38
T5 Southern California	302-302-292-294=1190	+38
7 Texas A&M	295-294-302-300=1191	+39
T8 Alabama	301-303-297-292=1193	+41
T8 North Carolina	305-293-297-298=1193	+41
T10 Florida	294-298-309-295=1196	+44
T10 Vanderbilt	297-294-304-301=1196	+44
12 California	306-292-305-294=1197	+45
13 Tennessee	299-299-306-296=1200	+48
14 Wake Forest	298-307-301-296=1202	+50
15 Arizona	304-295-305-301=1205	+53
16 Washington	312-307-297-293=1209	+57
17 Arizona State	296-303-308-303=1210	+58
18 South Carolina	302-315-298-296=1211	+59
19 Minnesota	305-294-307-307=1213	+61
20 UC Davis	313-305-307-294=1219	+67
21 Ohio State	303-315-298-305=1221	+69
22 Notre Dame	308-310-307-299=1224	+72
23 Stanford	308-305-303-309=1225	+73
24 Coastal Carolina	322-302-298-310=1232	+80

Arkansas Individuals

2 Kelli Shean	75-71-70-68=286	-4
T19 Emily Tubert	76-73-71-74=294	+6
T69 Emma Lavy	80-74-78-74=306	+18
T88 Victoria Vela	77-79-77-77=310	+22
T113 Corinna Rees	77-79-77-86=319	+31

NCAA CHAMPIONSHIP RESULTS



2008 ALBUQUERQUE, N.M. | UNM COURSE MAY 20-23 || PAR 72 || 6,424 YDS

TEAM	SCORE	TO PAR
1 2 Southern California	284-300-295-289=1168	+16
2 3 UCLA	289-295-298-292=1174	+22
3 1 Duke	299-300-300-281=1180	+28
4 6 Purdue	298-304-303-283=1188	+36
5 4 Arizona State	290-301-301-297=1189	+37
T6 9 Denver	293-294-308-296=1191	+39
T6 23 Texas A&M	295-299-299-298=1191	+39
8 8 ARKANSAS	298-297-302-297=1194	+42
9 5 Florida	301-299-297-299=1196	+44
T10 7 Georgia	297-303-303-294=1197	+45
T10 14 Wake Forest	293-306-306-292=1197	+45
T12 10 Auburn	289-315-309-302=1215	+63
T12 16 Virginia	296-317-301-301=1215	+63
T12 12 Alabama	296-311-306-302=1215	+63
15 18 Louisiana State	300-315-312-295=1222	+70
16 40 UNLV	314-297-304-308=1223	+71
T17 26 TCU	298-310-312-307=1227	+75
T17 28 Texas	298-319-309-301=1227	+75
T19 11 Oklahoma State	294-312-307-315=1228	+76
T19 25 Tulsa	297-317-310-304=1228	+76
21 44 UC Davis	298-319-315-302=1234	+82
22 30 So Carolina	306-316-310-303=1235	+83
23 13 Arizona	307-309-314-310=1240	+88
24 34 Furman	312-313-315-313=1253	+101

Arkansas Individuals


T8 Stacy Lewis	73-72-75-72=292	+4
T23 Lucy Nunn	76-77-71-73=297	+9
T48 Kelli Shean	76-74-78-75=303	+15
T68 Kristin Ingram	73-79-78-77=307	+19
T96 Alex Schulte	80-74-79-82=315	+27



2007 STACY LEWIS - NATIONAL CHAMPION DAYTON BEACH, FLA. | LPGA INTERNATIONAL MAY 22-25 || PAR 72 || 6,351 YDS

INDIVIDUAL ONLY

1 Stacy Lewis	71-71-74-66=282
---------------	-----------------



2006 COLUMBUS, OHIO | SCARLET COURSE MAY 23-26 || PAR 72 || 6,203 YDS

TEAM	SCORE	TO PAR
1 Duke	297-292-287-291=1167	+15
2 Southern California	291-300-298-288=1177	+25
3 Pepperdine	301-295-298-293=1187	+35
4 Arizona State	292-294-310-299=1195	+43
5 California	305-301-295-299=1200	+48
T6 Georgia	306-305-291-300=1202	+50
T6 Washington	305-304-293-300=1202	+50
T6 Florida	293-307-302-300=1202	+50
9 Purdue	301-295-300-307=1203	+51
10 ARKANSAS	299-313-298-295=1205	+53
11 UCLA	301-306-303-297=1207	+55
12 Auburn	301-298-305-304=1208	+56
T13 Tennessee	303-290-315-301=1209	+57
T13 Stanford	307-301-295-306=1209	+57
15 Wake Forest	297-312-301-301=1211	+59
16 Florida State	305-305-301-302=1213	+61
17 Arizona	296-319-297-304=1216	+64
18 Oklahoma State	311-299-308-299=1217	+65
19 Texas A&M	302-306-316-295=1219	+67
20 Nebraska	311-305-306-299=1221	+69

21 Kent State	312-307-304-306=1229	+77
22 UNLV	313-301-304-312=1230	+78
23 Louisiana State	298-307-319-308=1232	+80
24 Alabama	307-317-310-314=1248	+96

Arkansas Individuals

T9 Stacy Lewis	76-76-66=294	+6
T38 Amanda McCurdy	75-77-73-76=301	+13
T53 Ashley Medders	74-77-75-78=304	+16
T75 Lindsey Hinshaw	76-83-74-75=308	+20
T105 Courtney Mahon	74-83-78-81=316	+28



2005 SUNRIVER, ORE. | THE MEADOWS GC MAY 17-19 || PAR 71 || 6,312 YDS

TEAM	SCORE	TO PAR
1 Duke	292-303-278-297=1170	+34
2 UCLA	288-302-292-293=1175	+39
3 Auburn	290-296-295-295=1176	+40
4 Pepperdine	291-295-299-294=1179	+43
5 California	295-299-296-290=1180	+44
T6 Tennessee	300-303-299-285=1187	+51
T6 Ohio State	301-296-300-290=1187	+51
T8 Arizona State	303-301-297-289=1190	+54
T8 Oklahoma State	298-306-299-287=1190	+54
10 Florida	301-304-297-293=1195	+59
T11 ARKANSAS	296-307-293-301=1197	+61
T11 Southern California	287-312-301-297=1197	+61
13 Virginia	304-308-295-293=1200	+64
14 Washington	292-314-296-299=1201	+65
15 Tulane	305-312-299-286=1202	+66
16 Missouri	307-300-296-302=1205	+69
17 Michigan State	304-301-299-302=1206	+70
18 UC-Irvine	311-304-297-299=1211	+75
19 Stanford	300-311-298-303=1212	+76
20 Purdue	309-302-304-301=1216	+80
21 Furman	307-301-309-300=1217	+81
22 Texas A&M	305-306-309-299=1219	+83
23 Tulsa	307-313-310-292=1222	+86
24 BYU	305-317-316-300=1238	+103

Arkansas Individuals

T34 Amanda McCurdy	71-82-70-75=298	+14
T39 Stacy Lewis	72-78-74-75=299	+15
T68 Lindsey Hinshaw	76-79-73-76=304	+20
T74 Courtney Mahon	77-72-77-78=305	+21
T88 Gena Johnson	80-77-76-75=308	+24

2023-24 INDIVIDUAL RESULTS

Player	Low Tournaments						Rds In				# Finish Top				vs.	Career							
	Rnds	Strokes	72	54	36	18	60s	Rnds	Par/-	Events	1	5	10	W-L		W-L%	Par	Avg.	Rnds	Strokes	LowRnd	W-L	W-L%
Maria Jose Marin	30	2125	283	205	134	66	8	23	10	1	4	5	686-101	.872	-0.87	70.83	30	2125	66	686-101	.872	70.83	
Kendall Todd	33	2380	292	211	139	66	3	16	11	-	1	4	707-198	.781	+0.58	72.12	84	6157	66	707-198	.781	73.30	
Kajal Mistry	24	1743	304	210	135	66	6	7	8	1	2	2	422-179	.702	+1.13	72.63	131	9638	66	2011-1223	.622	73.57	
Miriam Ayora	33	2420	308	215	139	67	2	13	11	-	1	1	530-329	.617	+1.79	73.33	102	2420	67	1352-1116	.548	73.33	
Reagan Zibilski	33	2433	310	214	144	69	1	13	11	-	-	-	498-360	.580	+2.18	74.13	53	3929	69	733-563	.566	74.13	
Abbey Schutte	5	349	-	207	141	66	1	5	2	-	2	2	136-5	.965	-2.20	69.80	5	349	66	136-5	.965	69.80	
Julia Gregg	5	367	-	219	144	72	-	2	2	-	-	-	57-39	.588	+1.40	73.40	100	7427	68	1356-1046	.588	74.27	
Ela Anacona	20	1479	-	213	141	68	1	7	7	-	1	2	272-41	.503	+2.40	73.95	101	7483	66	1267-1171	.520	74.09	
Giovanna Fernandez	11	816	-	214	144	69	1	3	4	-	-	-	158-134	.541	+2.73	74.18	34	2571	69	445-449	.498	75.62	
Cory Lopez	2	157	-	-	157	78	-	-	1	-	-	-	9-40	.184	+6.50	78.50	51	3777	66	764-481	.614	74.06	
4-PLAYER TEAM	33	9480.8	1177	284	564	276	-	15	11	4	7	10	109-37	.747	+1.12	287.3							
5-PLAYER TEAM	3	1066	-	353	707	353	-	3	1	-	1	1	6-1	.857	-14.0	352.7							

TEAM RESULTS										
Tournament	Dates	Rounds	Place	Teams	Players	+/-	Score	W-L		
Carmel Cup	9/1-3/2023	3	2	8	-14	353-354-359=1066	6-1			
Blessings Collegiate	10/2-4/2023	2	3	9	-11	285-280=565	8-0			
Jackson T. Stephens Cup	10/9-11/2023	3	6	7	-2	287-285-290=862	1-5			
Puerto Rico Classic	2/4-6/2024	3	1	15	-10	293-285-276=854	14-0			
Moon Golf Invitational	2/18-20/2024	3	11	17	+17	289-298-294=881	6-10			
Darius Rucker Intercollegiate	3/4-6/2024	3	5	17	+7	284-295-280=859	12-4			
MountainView Collegiate	3/15-17/2024	3	14	15	-1	291-283-289=863	11-3			
The Bruzzy	3/30-31/2024	3	1	13	+16	285-285-286=856	12-0			
SEC Championship	4/12-16/2024	3	6	14	+17	282-292-283=857	8-5			
NCAA Las Vegas Regional	5/6-8/2024	3	1	12	E	280-280-304=864	11-0			
NCAA Championship	5/17-20/2024	4	10	30	+25	288-290-299-300=1177	20-9			



Head coach Shauna Taylor, Ela Anacona, Abbey Schutte, Reagan Zibilski, Kendall Todd, Miriam Ayora, Julia Gregg, Kajal Mistry, Maria Jose Marin, Cory Lopez, Giovanna Fernandez, assistant coach Mike Adams

9/1-3, 2023 -- CARMEL CUP
 PEBBLE BEACH GOLF LINKS -- PEBBLE BEACH, CALIF.
 PAR 72, 6156 YARDS -- 8 TEAMS, 48 PLAYERS

Arkansas	353	354	359	1058	-14	2
Maria Jose Marin	67	70	68	205	-11	2
Miriam Ayora	71	74	70	215	-1	T13
Kajal Mistry	71	69	76	216	E	T16
Reagan Zibilski	72	72	74	218	+2	21
Julia Gregg	72	72	75	219	+3	T22
Ela Anacona	78	71	72	221	+5	T25

2/4-6/2024 -- PURDUE PUERTO RICO CLASSIC
 GRAND RESERVE GOLF CLUB -- RIO GRANDE, PR
 PAR 72, 6305 YARDS -- 15 TEAMS, 90 PLAYERS

Arkansas	293	285	276	854	-10	1
Ela Anacona#	72	71	70	213	-3	10
Reagan Zibilski	72	72	70	214	-2	T11
Kendall Todd	71	70	73	214	-2	T11
Maria Jose Marin	77	71	67	215	-1	T16
Miriam Ayora	74	72	70	216	E	T23
Kajal Mistry	76	75	69	220	+4	T35

Giovanna Fernandez#	71	74	69	213	+3	8
Miriam Ayora	71	74	71	216	+6	T14
Reagan Zibilski	75	69	74	218	+8	T19
Ela Anacona	74	75	78	227	+17	T48

10/2-4/2023 -- BLESSINGS COLLEGIATE INVITATIONAL
 BLESSINGS GOLF CLUB -- FAYETTEVILLE, ARK.
 PAR 72, 6503 YARDS -- 10 TEAMS, 50 PLAYERS

Arkansas	285	280	-	565	-11	1
Maria Jose Marin	67	67	-	134	-10	1
Miriam Ayora	70	70	-	140	-4	3
Ela Anacona#	68	73	-	141	-3	4
Abbey Schutte#	71	71	-	142	-2	T5
Kendall Todd	74	71	-	145	+1	T10
Reagan Zibilski	75	72	-	147	+3	T16
Kajal Mistry	74	74	-	148	+4	T19
Julia Gregg#	73	75	-	148	+4	T19
Cory Lopez#	79	78	-	157	+13	T41
Giovanna Fernandez#	83	78	-	161	+17	T46

Third round cancelled due to inclement weather

2/17-19/2024 -- MOON GOLF INVITATIONAL
 SUNTREE CLASSIC COURSE -- MELBOURNE, FLA.
 PAR 72, 6503 YARDS -- 17 TEAMS, 90 PLAYERS

Arkansas	289	298	294	881	+17	11
Maria Jose Marin	70	76	71	217	+1	T17
Miriam Ayora	72	75	72	219	+3	T26
Reagan Zibilski	74	73	76	223	+7	T44
Ela Anacona	75	74	75	224	+8	T51
Kendall Todd	73	77	76	226	+10	T62

4/12-15/2024 -- SEC CHAMPIONSHIP
 PELICAN GOLF CLUB -- BELLEAIR, FLA.
 PAR 70, 6150 YARDS -- 14 TEAMS, 75 PLAYERS

Arkansas	282	292	283	857	+17	6
Kajal Mistry	71	72	69	212	+2	T11
Kendall Todd	67	72	73	212	+2	T11
Maria Jose Marin	74	73	70	217	+7	T30
Miriam Ayora	75	75	71	221	+11	T47
Reagan Zibilski	70	76	78	224	+14	T57

Match 1
 TAMU def. Arkansas, 3-1-1
 Miriam Ayora (ARK) def. Zoe Slaughter (TAMU), 5&4
 Blanca Fernandez Garcia-Poggio (TAMU) def. Kendall Todd (ARK), 4&3
 Adela Cernousek (TAMU) def. Maria Jose Marin (ARK), 5&4
 Cayetana Fernandez Garcia-Poggio (TAMU) def. Kajal Mistry (ARK), IUP
 Reagan Zibilski (ARK) def. Jennie Park (TAMU), TIE thru 17

10/9-10/2023 -- JACKSON T. STEPHENS CUP
 TRINITY GOLF CLUB -- DALLAS, TEXAS
 PAR 72, 6466 YARDS -- 7 TEAMS, 39 PLAYERS

Arkansas	287	285	290	862	-2	6
Reagan Zibilski	71	73	71	215	-1	T12
Maria Jose Marin	70	74	71	215	-1	T12
Miriam Ayora	72	67	80	220	+4	T26
Kendall Todd	75	72	74	221	+5	T31
Kajal Mistry	74	73	74	221	+5	T31

3/4-6/2024 -- DARIUS RUCKER INTERCOLLEGIATE
 LONG COVE CLUB-- HILTON HEAD ISLAND, S.C.
 PAR 71, 6369 YARDS -- 17 TEAMS, 89 PLAYERS

Arkansas	284	295	280	859	+7	5
Kendall Todd	71	74	67	212	-1	T8
Maria Jose Marin	70	74	71	215	+2	T19
Miriam Ayora	72	75	69	216	+3	T28
Reagan Zibilski	71	77	73	221	+8	T54
Ela Anacona	78	72	74	224	+11	T66

5/6-8/2024 -- NCAA LAS VEGAS REGIONAL
 SPANISH TRAIL COUNTRY CLUB -- LAS VEGAS, NEV.
 PAR 72, 6665 YARDS -- 12 TEAMS, 69 PLAYERS

Arkansas	280	280	304	864	E	1
Kajal Mistry	66	69	75	210	-6	T1
Kendall Todd	73	66	76	215	-1	T6
Maria Jose Marin	68	71	77	216	E	T8
Reagan Zibilski	74	76	76	226	+10	T36
Miriam Ayora	73	74	79	229	+10	T36

10/20-22/2023 -- DIAMANTE INTERCOLLEGIATE
 DIAMANTE COUNTRY CLUB -- HOT SPRINGS, ARK.
 PAR 72, 6139 YARDS -- 96 PLAYERS

Abbey Schutte#	70	71	66	207	-9	2
Kendall Todd#	72	70	71	213	-3	T14
Giovanna Fernandez#	74	75	75	219	+3	T39

3/15-17/2024 -- MOUNTAINVIEW COLLEGIATE
 THE PRESERVE AT SADDLEBROOK -- TUSCON, ARIZ.
 PAR 72, 6345 YARDS -- 15 TEAMS, 81 PLAYERS

Arkansas	291	283	289	863	-1	T4
Maria Jose Marin	72	66	70	208	-8	2
Reagan Zibilski	72	72	73	217	+1	T23
Kendall Todd	76	73	70	219	+3	T34
Giovanna Fernandez#	75	71	76	222	+6	T45
Miriam Ayora	75	72	76	223	+7	T49

5/17-20/2024 -- NCAA CHAMPIONSHIP
 OMNI LA COASTA NORTH COURSE -- CARLSBAD, CALIF.
 PAR 72, 6297 YARDS -- 30 TEAMS, 166 PLAYERS

Arkansas	288	290	299	300	1177	+25	10
Maria Jose Marin	72	68	71	72	283	-5	T4
Kendall Todd	72	70	73	77	292	+4	T19
Kajal Mistry	73	77	77	77	304	+16	T70
Miriam Ayora	71	75	84	78	308	+20	T75
Reagan Zibilski	78	80	78	74	310	+22	T78

3/30-31/2024 -- THE BRUZZY
 DORNICK HILLS -- ARDMORE, OKLA.
 PAR 70, 6071 YARDS -- 13 TEAMS, 72 PLAYERS

Arkansas	285	285	286	856	+16	1
Kendall Todd	71	70	70	211	+1	T2
Kajal Mistry	69	72	71	212	+2	T4

Indicates individual player

2022-23 INDIVIDUAL RESULTS

Player	Low Tournaments						Rds In					Par	vs.	Career								
	Rnds	Strokes	72	54	36	18	60s	Rnds	Events	#	Finish Top			W-L	W-L%	Rnds	Strokes	LowRnd	W-L	W-L%	Avg.	
Miriam Ayora	29	2123	-	209	-	69	2	10	10	-	-	2	456-256	.640	+1.41	73.21	69	5138	67	818-787	.510	74.46
Kajal Mistry	29	2136	-	208	-	69	3	10	10	-	2	2	433-268	.618	+1.86	73.79	67	7895	67	1589-1044	.603	73.78
Meghan Royal	18	1346	-	213	-	69	1	6	7	-	-	-	197-215	.478	+3.06	74.78	18	1346	69	197-215	.478	74.78
Reagan Zibilski	20	1496	-	219	-	69	1	5	7	-	-	-	235-203	.537	+2.95	74.80	20	1496	69	235-203	.537	74.80
Julia Gregg	20	1503	-	220	-	71	-	4	7	-	-	1	181-259	.411	+3.15	75.15	95	7061	68	1299-1007	.563	74.33
Ffion Tynan	6	441	-	218	-	69	1	2	2	-	-	-	75-108	.410	+2.00	73.50	23	1736	69	182-320	.363	75.48
Kendall Todd	15	1111	-	213	-	70	-	3	5	-	-	-	176-192	.478	+2.47	74.10	15	1111	70	176-192	.478	74.10
Ela Anacona	13	978	-	222	-	72	-	2	5	-	-	-	79-217	.267	+3.23	75.23	81	6006	66	992-934	.515	74.12
Giovanna Fernandez	12	910	-	217	-	69	1	4	4	-	-	-	107-172	.384	+4.08	75.83	23	1755	69	193-315	.380	76.30
Cory Lopez	-	-	-	-	-	-	-	-	-	-	-	-	-	-	-	-	49	3620	66	755-441	.631	73.88
4-PLAYER TEAM	29	8523.4	-	284	-	-	-	8	10	-	2	7	47-78	.376	+6.93	293.9						
5-PLAYER TEAM	3	1108	-	366	-	-	-	1	1	-	1	1	3-4	.429	+9.00	366						

TEAM RESULTS

Tournament	Dates	Rounds	Place	Teams	Players	+/-	Score	W-L
Carmel Cup	9/2-4/2022	3	5	8	48	+28	371-366-371=1108	3-4
Blessings Collegiate	10/3-5/2022	3	3	11	57	+25	299-302-288=889	8-2
Jackson T. Stephens Cup	10/12-14/2022	3	7	7	39	+11	299-284-292=875	0-6
Battle at the Beach	10/28-30/2022	3	78	17	88	+11	291-287-285=863	9-7
Moon Golf Invitational	2/19-21/2023	3	17	17	97	-9	285-284-286=855	10-6
Darius Rucker Intercollegiate	2/27-31/2023	3	17	17	90	+52	307-297-300=904	0-16
MountainView Collegiate	3/17-19/2023	3	12	17	90	E	287-289-288=864	5-11
Liz Murphey Collegiate	3/24-26/2023	2	10	15	84	+15	297-294=591	5-9
SEC Championship	4/12-16/2023	3	13	14	66	+52	306-312-298=916	1-12
NCAA Palm Beach Regional	5/8-10/2023	3	6	12	64	+16	297-297-286=880	6-5



Assistant coach Mike Adams, Ela Anacona, Cory Lopez, Giovanna Fernandez, Kendall Todd, Meghan Royal, Reagan Zibilski, Miriam Ayora, Ffion Tynan, Julia Gregg, Kajal Mistry, head coach Shauna Taylor

9/2-4, 2022 -- CARMEL CUP

PEBBLE BEACH GOLF LINKS -- PEBBLE BEACH, CALIF.
PAR 72, 6156 YARDS -- 8 TEAMS, 48 PLAYERS

Arkansas	371	366	371	1108	+28	5
Miriam Ayora	72	74	74	220	+4	T13
Reagan Zibilski	73	72	77	222	+6	20
Kendall Todd	75	76	72	223	+7	21
Ela Anacona	73	77	74	224	+8	T22
Kajal Mistry	78	73	74	225	+9	T24
Julia Gregg	80	71	80	231	+15	T40

2/19-21/2023 -- MOON GOLF INVITATIONAL

SUNTREE CLASSIC COURSE -- MELBOURNE, FLA.
PAR 72, 6382 YARDS -- 17 TEAMS, 97 PLAYERS

Arkansas	285	284	286	855	-9	T7
Kajal Mistry	70	69	69	208	-8	T5
Meghan Royal	72	72	72	216	E	T32
Miriam Ayora	70	72	74	216	E	T32
Giovanna Fernandez	75	71	71	217	+1	T42
Ela Anacona	73	72	77	222	+6	T66
Ffion Tynan#	75	76	72	223	+7	T72

4/12-14/2023 -- SEC CHAMPIONSHIP

LEGENDS COURSE/GREYSTONE CC -- BIRMINGHAM, ALA.
PAR 72, 6301 YARDS -- 14 TEAMS, 66 PLAYERS

Arkansas	306	312	298	916	+52	13
Miriam Ayora	75	78	76	229	+13	T43
Julia Gregg	79	76	75	230	+14	T48
Reagan Zibilski	79	81	73	233	+17	T55
Kajal Mistry	76	77	83	236	+20	T59
Meghan Royal	76	83	-	159	+15	-
Ela Anacona#	-	-	74	74	+2	-

10/3-5/2022 -- BLESSINGS COLLEGIATE INVITATIONAL

BLESSINGS GOLF CLUB -- FAYETTEVILLE, ARK.
PAR 72, 6422 YARDS -- 11 TEAMS, 57 PLAYERS

Arkansas	299	302	288	889	+25	3
Miriam Ayora	72	74	75	221	+5	T7
Julia Gregg	75	74	73	222	+6	T9
Kendall Todd#	75	75	75	225	+9	16
Giovanna Fernandez	77	77	72	226	+10	17
Reagan Zibilski	79	77	71	227	+11	T18
Kajal Mistry	75	82	72	230	+14	T31
Meghan Royal#	76	77	77	230	+14	T31

2/27-31/2023 -- DARIUS RUCKER INTERCOLLEGIATE

LONG COVE CLUB-- HILTON HEAD ISLAND, S.C.
PAR 71, 6200 YARDS -- 17 TEAMS, 90 PLAYERS

Arkansas	307	297	300	904	+52	17
Kajal Mistry	77	72	74	223	+10	T49
Miriam Ayora	79	73	73	225	+12	T58
Kendall Todd	75	75	76	226	+13	T63
Meghan Royal	76	78	77	231	+18	T77
Giovanna Fernandez	80	77	84	241	+28	T88

5/8-10/23 -- NCAA PALM BEACH GARDENS REGIONAL

PGA NATIONAL -- PALM BEACH GARDENS, FLA.
PAR 72, 6298 YARDS -- 12 TEAMS, 64 PLAYERS

Arkansas	297	297	286	880	+16	6
Kajal Mistry	74	73	69	216	E	5
Reagan Zibilski	75	75	69	219	+3	T14
Julia Gregg	73	74	74	221	+5	T19
Miriam Ayora	75	75	74	224	+8	T28
Ela Anacona	78	77	81	236	+20	T58

10/10-12/2022 -- JACKSON T. STEPHENS CUP

SEMINOLE GOLF CLUB -- JUNO BEACH, FLA.
PAR 72, 6200 YARDS -- 7 TEAMS, 39 PLAYERS

Arkansas	299	284	292	875	+11	7
Miriam Ayora	73	71	69	213	-3	T8
Kajal Mistry	71	74	72	217	+1	T18
Julia Gregg	79	73	74	226	+10	T29
Giovanna Fernandez	80	69	77	226	+10	T29
Reagan Zibilski	76	71	79	226	+10	T29

3/17-19/2023 -- MOUNTAINVIEW COLLEGIATE

MOUNTAINVIEW GOLF COURSE -- TUSCON, ARIZ.
PAR 72, 6210 YARDS -- 17 TEAMS, 90 PLAYERS

Arkansas	287	289	288	864	E	12
Miriam Ayora	70	70	69	209	-7	T11
Meghan Royal#	74	69	70	213	-3	T22
Kajal Mistry	70	73	72	215	-1	T33
Julia Gregg	76	72	72	220	+4	T63
Ela Anacona	72	75	75	222	+6	T75
Kendall Todd	75	74	75	224	+8	80

Indicates individual player

* Indicates alternate player

10/28-30/2022 -- BATTLE AT THE BEACH

SAN JOSE CLUB CAMPESTRE -- CABO SAN LUCAS, MEXICO
PAR 12, 6250 YARDS -- 17 TEAMS, 88 PLAYERS

Arkansas	291	287	285	863	+11	T8
Kendall Todd	70	71	72	213	E	T17
Kajal Mistry	72	74	70	216	+3	T23
Miriam Ayora	73	73	71	217	+4	T29
Ffion Tynan	76	69	73	218	+5	T38
Reagan Zibilski	78	76	72	224	+11	T60
Meghan Royal#	70	74	WD	WD	WD	WD

3/25-27/2023 -- LIZ MURPHEY COLLEGIATE

UNIVERSITY OF GEORGIA GOLF COURSE -- ATHENS, GA.
PAR 72, 6351 YARDS -- 15 TEAMS, 84 PLAYERS

Arkansas	297	294	-	591	+15	10
Reagan Zibilski	72	73	-	145	+1	T14
Miriam Ayora	74	75	-	149	+5	T37
Kajal Mistry	75	75	-	150	+6	T42
Julia Gregg	82	71	-	153	+9	T58
Meghan Royal	76	77	-	153	+9	T58

- Third round cancelled due to inclement weather

2021-22 INDIVIDUAL RESULTS

Player	Low Tournaments						Rds In Par/- # Finish Top					vs.		Career								
	Rnds	Strokes	72	54	36	18	60s	Rnds	Events	1	5	10	W-L	W-L%	Par	Avg.	Rnds	Strokes	LowRnd	W-L	W-L%	Avg.
Kajal Mistry	33	2415	-	206	-	67	3	14	11	1	2	3	616-219	.738	+1.36	73.18	78	5759	67	1156-765	.602	73.83
Julia Gregg	33	2440	-	210	-	68	3	11	11	-	-	1	531-303	.637	+2.12	73.94	75	5557	68	1118-748	.599	74.09
Cory Lopez	19	1410	-	216	-	69	1	5	7	-	2	2	247-169	.594	+2.37	74.21	49	3620	66	755-441	.631	73.88
Ela Anacona	24	1790	-	215	-	69	2	4	8	-	1	1	309-299	.508	+2.83	74.58	68	5026	66	913-717	.508	73.93
Miriam Ayora	31	2334	-	212	-	67	2	6	11	-	-	2	276-371	.427	+3.48	75.29	40	2782	67	353-467	.430	75.38
Brooke Matthews	9	627	-	191	-	63	4	6	3	2	2	2	171-43	.799	-2.33	69.67	75	5437	63	1381-560	.711	72.74
Ffion Tynan	17	1295	-	222	-	70	-	3	6	-	-	-	107-212	.335	+4.35	76.18	17	1295	70	107-212	.335	76.18
Giovanna Fernandez	11	845	-	224	-	73	-	-	4	-	-	-	86-143	.376	+4.82	76.82	11	845	73	86-143	.376	76.82
Ximena Gonzalez	3	243	-	243	-	79	-	-	1	-	-	-	3-48	.059	+9.00	81.00	25	1911	73	294-363	.447	77.14
4-PLAYER TEAM	33	9685	-	274	-	-	15	45	11	3	7	11	75-73	.507	+5.48	293.48						

TEAM RESULTS

Tournament	Dates	Rounds	Place	Teams	Players	+/-	Score	W-L
Cougar Classic	9/13-14/2021	3	1	17	93	-23	284-281-276=841	16-0
Blessings Collegiate	10/4-6/2021	3	1	10	52	-9	295-274-286=855	9-0
Jackson T. Stephens Cup	10/18-20/2021	3	T3	6	36	+27	305-291-295=891	3-2
The Ally at Old Waverly	10/25-27/2021	3	8	12	72	+23	287-299-289=875	4-7
Moon Golf Invitational	2/20-22/2022	3	9	15	84	-14	296-294-288=878	6-8
Darius Rucker Intercollegiate	2/28-3/2/2022	3	9	17	90	+32	295-294-295=884	8-8
MountainView Collegiate	3/18-20/2022	3	8	16	88	-5	286-280-293=859	9-6
Liz Murphey Collegiate	3/25-27/2022	3	8	16	82	+46	294-312-304=910	8-7
SEC Women's Championship	4/13-15/2022	3	T3	14	66	+35	296-299-304=899	9-2
NCAA Ann Arbor Regional	5/9-11/2022	3	T3	12	59	+28	291-291-298=880	1-12
NCAA Championship	5/20-22/2022	3	T22	24	123	+49	307-305-301=913	2-21

9/13-14, 2021 -- COUGAR CLASSIC
YEAMANS HALL -- HANAHAN, S.C.
PAR 72, 6301 YARDS -- 17 TEAMS, 93 PLAYERS
Arkansas 284 281 276 841 -23 1
Brooke Matthews 63 64 64 191 -25 1
Julia Gregg 72 70 68 210 -6 T6
Kajal Mistry 75 71 69 215 -1 T19
Miriam Ayora 74 77 76 227 +11 T79
Ffion Tynan 77 76 75 228 +12 T83

10/4-6/2021 -- BLESSINGS COLLEGIATE
BLESSINGS GOLF CLUB -- FAYETTEVILLE, ARK.
PAR 72, 6455 YARDS -- 10 TEAMS, 52 PLAYERS
Arkansas 295 274 286 855 -9 1
Brooke Matthews 72 66 74 212 -4 1
Cory Lopez 73 69 74 216 E T2
Kajal Mistry 76 71 70 217 +1 T4
Miriam Ayora 74 68 76 218 +2 T9
Julia Gregg 79 76 68 223 +7 T17
Ffion Tynan# 80 75 73 228 +12 T26
Ximena Gonzalez# 81 79 83 243 +27 49

10/18-20/2021 -- JACKSON T. STEPHENS CUP
THE ALLOTIAN CLUB -- ROLAND, ARK.
PAR 72, 6367 YARDS -- 6 TEAMS, 36 PLAYERS
Arkansas 305 291 295 891 +27 T3
Cory Lopez 78 72 72 222 +6 T5
Ela Anacona 74 76 74 224 +8 T11
Kajal Mistry 75 74 75 224 +8 T11
Julia Gregg 78 74 74 226 +10 T14
Miriam Ayora 81 71 75 227 +11 T18
Ffion Tynan# 77 78 72 227 +11 T18

Match Play
Ole Miss def. Arkansas, 2-1
Andrea Ligell (MS) def. Ela Anacona (ARK), 3&2
Chiara Tamburlini (MS) def. Miriam Ayora (ARK), 1UP
Kajal Mistry (ARK) def. Natacha Host Husted (MS), 4&3
Julia Gregg (ARK) TIE Julia Johnson (MS)
Cory Lopez (ARK) TIE McKinley Cunningham (MS)

10/25-27/2021 -- THE ALLY AT OLD WAVERLY
OLD WAVERLY GOLF CLUB -- WEST POINT, MISS.
PAR 72, 6410 YARDS -- 12 TEAMS, 72 PLAYERS
Arkansas 287 299 289 875 +11 8
Julia Gregg 71 71 73 215 -1 T15
Kajal Mistry 71 74 72 217 +1 T18

Cory Lopez 73 75 73 221 +5 T32
Brooke Matthews 74 79 71 224 +8 T44
Ela Anacona 72 80 76 228 +12 T56
Miriam Ayora# 67 74 71 212 -4 10

2/20-22/2022 -- MOON GOLF INVITATIONAL
SUNTREE CLASSIC COURSE -- MELBOURNE, FLA.
PAR 72, 6479 YARDS -- 15 TEAMS, 84 PLAYERS
Arkansas 296 294 288 878 +14 9
Julia Gregg 72 74 73 219 +3 T23
Cory Lopez 74 74 72 220 +4 T26
Kajal Mistry 77 72 72 221 +5 T37
Miriam Ayora 78 74 71 223 +7 T50
Giovanna Fernandez 73 78 81 232 +16 T74
Ffion Tynan# 80 70 72 222 +6 T44

2/28-3/2/2022 -- DARIUS RUCKER INTERCOLLEGIATE
LONG COVE CLUB-- HILTON HEAD ISLAND, S.C.
PAR 71, 6281 YARDS -- 17 TEAMS, 90 PLAYERS
Arkansas 295 294 295 884 +32 9
Kajal Mistry 73 72 70 215 +2 T9
Ela Anacona 74 72 72 218 +5 T16
Julia Gregg 76 75 77 228 +15 T65
Miriam Ayora 78 75 76 229 +16 T68
Cory Lopez 72 79 78 229 +16 T68

3/18-20/2022 -- MOUNTAINVIEW COLLEGIATE
MOUNTAINVIEW GOLF COURSE -- SADDLEBROOKE, ARIZ.
PAR 72, 6210 YARDS -- 16 TEAMS, 88 PLAYERS
Arkansas 286 280 293 859 -5 7
Kajal Mistry 68 67 71 206 -10 1
Ela Anacona 72 69 74 215 -1 T25
Julia Gregg 73 72 72 217 +1 T35
Cory Lopez 73 72 76 221 +5 T42
Miriam Ayora 78 76 76 230 +14 T72

3/25-27/2022 -- LIZ MURPHEY COLLEGIATE
UNIVERSITY OF GEORGIA GOLF COURSE -- ATHENS, GA.
PAR 72, 6317 YARDS -- 16 TEAMS, 82 PLAYERS
Arkansas 294 312 304 910 +46 8
Kajal Mistry 72 74 78 224 +8 T16
Giovanna Fernandez 73 78 73 224 +8 T16
Ela Anacona 73 81 76 230 +14 T39
Miriam Ayora 78 79 77 234 +18 T52
Julia Gregg 76 84 79 239 +23 66



Head coach Shauna Taylor, Brooke Matthews, Julia Gregg, Kajal Mistry, Miriam Ayora, Ximena Gonzalez, Ffion Tynan, Cory Lopez, Giovanna Fernandez, Ela Anacona, assistant coach Mike Adams

4/13-15/2022 -- SEC CHAMPIONSHIP
LEGENDS COURSE/GREYSTONE CC -- BIRMINGHAM, ALA.
PAR 72, 6331 YARDS -- 14 TEAMS, 66 PLAYERS
Arkansas 296 299 304 899 +35 13
Julia Gregg 68 75 78 221 +5 T24
Ela Anacona 73 79 75 227 +11 T49
Kajal Mistry 76 76 75 227 +11 T49
Giovanna Fernandez 79 77 76 232 +16 56
Miriam Ayora* 0 71 81 152 - -
Cory Lopez 81 0 0 - - -

5/9-11/22 -- NCAA ANN ARBOR REGIONAL
UNIVERSITY OF MICHIGAN GOLF COURSE -- ANN ARBOR, MICH.
PAR 71, 6265 YARDS -- 12 TEAMS, 59 PLAYERS
Arkansas 291 291 298 880 +28 T3
Ela Anacona 69 73 73 215 +2 T5
Julia Gregg 74 71 74 219 +6 T5
Miriam Ayora 74 72 76 222 +9 T19
Kajal Mistry 74 77 75 226 +13 T32
Ffion Tynan 76 75 79 230 +17 T43

5/20-22/22 -- NCAA CHAMPIONSHIP
GRAYHAWK GOLF CLUB -- SCOTTSDALE, ARIZ.
PAR 72, 6340 YARDS -- 24 TEAMS, 123 PLAYERS
Arkansas 307 305 301 913 +49 T22
Kajal Mistry 73 78 72 223 +7 T34
Julia Gregg 74 73 76 223 +7 T34
Ela Anacona 80 75 78 233 +17 T106
Ffion Tynan 80 80 0 - - -
Giovanna Fernandez* 0 79 78 157 +13 130
Miriam Ayora 85 0 75 160 +16 132

Indicates individual player
* Indicates alternate player

2020-21 INDIVIDUAL RESULTS

Player	Low Tournaments					Rds In					# Finish Top		vs.		Career							
	Rnds	Strokes	72	54	36	18	60s	Rnds	Events	1	5	10	W-L	W-L%	Par	Avg.	Rnds	Strokes	LowRnd	W-L	W-L%	Avg.
Brooke Matthews	30	2175	-	206	-	-	5	16	10	1	3	4	564-216	.723	+0.50	72.50	69	5044	66	1,264-582	.684	73.10
Cory Lopez	30	2210	-	213	-	-	2	9	10	-	-	4	508-272	.651	+1.67	73.67	30	2210	66	508-272	.651	73.67
Ela Anacona	29	2151	-	213	-	-	2	12	10	-	-	-	355-341	.510	+2.17	74.17	44	3236	66	605-418	.591	73.55
Kajal Mistry	27	2007	-	217	-	-	1	6	9	-	-	-	388-303	.562	+2.33	74.33	45	3344	67	540-546	.497	74.31
Julia Gregg	24	1795	-	215	-	-	-	6	8	-	-	1	365-272	.573	+2.79	74.79	42	3117	70	587-445	.569	74.21
Miriam Ayora	6	448	-	219	-	-	1	1	2	-	-	-	77-96	.445	+3.67	75.67	6	448	69	77-96	.445	75.67
Ximena Gonzalez	3	244	-	244	-	-	-	-	1	-	-	-	2-57	.034	+9.33	81.33	25	1917	75	399-326	.550	76.68
4-PLAYER TEAM	30	8758	-	852	-	-	11	50	10	1	3	5	92-56	.622	-	291.93						

TEAM RESULTS

Tournament	Dates	Rounds	Place	Teams	Players	+/-	Score	W-L
Blessings Collegiate Invitational	10/5-7/2020	3	1	14	70	E	289-287-288=864	13-0
The Ally	10/19-21/2020	3	8	15	75	+15	294-289-296=879	7-7
Liz Murphey Fall Collegiate Classic	11/6-8/2020	3	18	12	60	+9	296-298-291=885	3-8
UCF Challenge	1/31-2/2/2021	3	6	17	90	+6	290-294-296=880	11-5
Moon Golf Invitational	2/14-16/2021	3	77	18	93	+1	292-282-291=865	10-7
Gamecock Intercollegiate	3/1-3/2021	3	12	18	96	+27	299-294-298=891	6-11
Liz Murphey Collegiate Classic	3/19-21/2021	3	4	18	90	+29	290-295-308=893	14-3
LSU Tiger Golf Classic	4/6-7/2021	3	5	14	78	+16	292-298-290=880	9-4
SEC Golf Championship	4/14-17/2021	3	8	14	70	-12	279-283-290=852	6-7
NCAA Louisville Regional	5/10-12/2021	3	T6	18	90	+15	299-282-298=879	11-6



Assistant coach Mike Adams, Julia Gregg, Cory Lopez, Ximena Gonzalez, Maria Hoyos, Brooke Matthews, Julia Dean, Miriam Ayora, Kajal Mistry, Ela Anacona, head coach Shauna Taylor

10/5-7, 2020 -- BLESSINGS COLLEGIATE INVITATIONAL

BLESSINGS GOLF CLUB -- FAYETTEVILLE, ARK.
PAR 72, 6171 YARDS -- 14 TEAMS, 70 PLAYERS

Arkansas	289	287	288	864	E	1
Brooke Matthews	67	66	73	206	-10	1
Cory Lopez	72	77	73	222	+6	T11
Julia Gregg	76	76	72	224	+8	T18
Kajal Mistry	80	74	70	224	+8	T18
Ela Anacona	74	71	80	225	+9	T23

10/19-21/2020 -- THE ALLY

OLD WAVERLY GOLF CLUB -- WEST POINT, MISS.
PAR 72, 6377 YARDS -- 15 TEAMS, 75 PLAYERS

Arkansas	294	289	296	879	+15	T9
Brooke Matthews	71	70	68	209	-7	2
Ela Anacona	71	74	77	222	+6	T38
Kajal Mistry	77	72	74	223	+7	T45
Cory Lopez	75	73	77	225	+9	T49
Julia Gregg	79	81	77	237	+21	67

11/6-8/2020 -- LIZ MURPHEY FALL COLLEGIATE CLASSIC

UNIVERSITY OF GEORGIA GOLF COURSE -- ATHENS, GA.
PAR 72, 6302 YARDS -- 12 TEAMS, 60 PLAYERS

Arkansas	296	298	291	885	+21	T8
Brooke Matthews	75	72	71	218	+2	T11
Kajal Mistry	73	72	74	219	+3	T13
Cory Lopez	75	75	73	223	+7	T26
Ela Anacona	73	79	73	225	+9	T38
Ximena Gonzalez	75	85	84	244	+28	58

1/31-2/2/2021 -- UCF CHALLENGE

EAGLE CREEK GOLF CLUB -- ORLANDO, FLA.
PAR 72, 6349 YARDS -- 17 TEAMS, 90 PLAYERS

Arkansas	273	302	295	870	+6	6
Brooke Matthews	72	72	74	218	+2	T14
Miriam Ayora	69	73	77	219	+3	T19
Cory Lopez	66	81	74	221	+5	T31
Kajal Mistry	75	76	77	228	+12	T66
Ela Anacona	66	-	70	DQ	DQ	DQ

2/16-19/2020 -- MOON GOLF INVITATIONAL

DURAN GOLF CLUB -- MELBOURNE, FLA.
PAR 72, 6383 YARDS -- 18 TEAMS, 93 PLAYERS

Arkansas	292	282	291	865	+1	T7
Julia Gregg	71	74	70	215	-1	T13
Brooke Matthews	73	69	74	216	E	T22

Ela Anacona	74	71	72	217	+1	T26
Cory Lopez	74	68	75	217	+1	T26
Miriam Ayora	75	75	79	229	+13	T79

3/1-3/2021 -- GAMECOCK INTERCOLLEGIATE

COLUMBIA COUNTRY CLUB -- BLYTHEWOOD, S.C.
PAR 72, 6297 YARDS -- 18 TEAMS, 95 PLAYERS

Arkansas	299	294	298	891	+27	12
Kajal Mistry	74	73	74	221	+5	T29
Julia Gregg	75	73	74	222	+6	T34
Cory Lopez	74	72	76	222	+6	T34
Brooke Matthews	76	77	74	227	+11	T60
Ela Anacona	78	76	80	234	+18	86

3/19-21/2021 -- LIZ MURPHEY COLLEGIATE CLASSIC

UNIVERSITY OF GEORGIA GOLF CLUB -- ATHENS, GA.
PAR 72, 6287 YARDS -- 18 TEAMS, 95 PLAYERS

Arkansas	290	295	308	893	+29	4
Julia Gregg	70	75	77	222	+6	T14
Kajal Mistry	74	72	77	223	+7	T16
Ela Anacona	70	72	81	223	+7	T16
Cory Lopez	76	76	73	225	+9	T26
Brooke Matthews	76	77	82	235	+19	T60

4/6-7/2021 -- LSU TIGER GOLF CLASSIC

THE UNIVERSITY CLUB -- BATON ROUGE, LA.
PAR 72, 6350 YARDS -- 14 TEAMS, 78 PLAYERS

Arkansas	292	298	290	880	+16	5
Brooke Matthews	70	74	70	214	-2	T2
Julia Gregg	75	72	70	217	+1	T10
Cory Lopez	73	75	74	222	+6	T27
Kajal Mistry	74	77	81	232	+16	T63
Ela Anacona	79	80	76	235	+19	68

4/14-16/2021 -- SEC CHAMPIONSHIP

LEGENDS COURSE/GREYSTONE CC -- BIRMINGHAM, ALA.
PAR 72, 6274 YARDS -- 14 TEAMS, 70 PLAYERS

Arkansas	279	283	290	852	-12	8
Brooke Matthews	66	71	70	207	-9	9
Ela Anacona	72	69	72	213	-3	T28
Cory Lopez	71	70	72	213	-3	T28
Kajal Mistry	70	73	77	220	+4	T50
Julia Gregg	77	78	76	231	+15	67

Match 1

LSU def. Arkansas, 3-2
Brooke Matthews (ARK) def. Carla Tejedo Mulet (LSU), 3&1
Latanna Stone (LSU) def. Kajal Mistry (ARK), 3&2
Ingrid Lindblad (LSU) def. Julia Gregg (ARK), 4&3
Alden Wallace (LSU) def. Cory Lopez (ARK), 6&4
Ela Anacona (ARK) def. Kendall Griffin (LSU), 1UP

5/10-12/2021 -- NCAA LOUISVILLE REGIONAL

UNIVERSITY OF LOUISVILLE GOLF CLUB -- SIMPSONVILLE, KY.
PAR 72, 6289 YARDS -- 18 TEAMS, 96 PLAYERS

Arkansas	299	282	298	879	+15	T6*
Kajal Mistry	77	67	73	217	+1	T12
Cory Lopez	71	71	78	220	+4	T24
Ela Anacona	74	72	75	221	+5	T27
Brooke Matthews	77	72	76	225	+9	T45
Julia Gregg	80	73	74	227	+11	T57

*Lost in one-hole playoff to South Carolina

2019-20 INDIVIDUAL RESULTS

Player	Low Tournaments						Rds In	Par/-	# Events	Finish Top				W-L	W-L%	Rel. To Par	Avg.	Career					
	Rnds	Strokes	72	54	36	18				60s	1	5	10					LowRnd	W-L	W-L%	To Par	Avg.	
Ela Anacona	15	1085	-	211	-	-	2	8	5	-	-	1	249-77	.764	+1	72.33	15	1085	69	249-77	.764	+1	72.33
Grace St. Germain	9	651	-	215	-	-	-	6	3	-	-	-	100-53	.654	E	72.33	18	1323	70	205-185	.524	E	73.50
Maria Hoyos	9	658	-	214	-	-	1	4	3	-	-	1	162-80	.669	+1	73.11	30	2240	67	443-416	.516	+2	74.67
Brooke Matthews	18	1321	-	214	-	-	2	6	6	-	-	-	248-147	.628	+2	73.39	39	2869	68	700-366	.657	+1	73.56
Julia Gregg	18	1322	-	217	-	-	-	7	6	-	-	-	222-173	.562	+2	73.44	18	1322	70	222-173	.562	+1	73.44
Kajal Mistry	18	1337	-	211	-	-	1	6	6	-	1	1	152-243	.385	+2	74.28	18	1337	68	152-243	.385	+2	74.28
Ximena Gonzalez	3	231	-	231	-	-	-	-	1	-	-	-	8-61	.116	+5	77.00	22	1673	73	397-269	.596	+3	76.05
Julia Dean	-	-	-	-	-	-	-	-	-	-	-	-	-	-	-	-	3	229	75	39-47	.453	+3	76.33
4-PLAYER TEAM	30	8717	-	852	560	297	278	59	11	3	12	16	144-30	.828	+3	290.57							

TEAM RESULTS

Tournament	Dates	Rounds	Place	Teams	Players	+/-	Score	W-L
Cougar Classic	9/9-10/2019	3	4	17	85	-9	287-288-280=855	12-4
ANNIKA Intercollegiate	9/16-18/2019	3	2	12	60	-3	283-289-289=861	10-1
Ruth's Chris Tar Heel Invitational	10/11-13/2019	3	11	18	90	+9	297-284-292=873	7-10
White Sands Invitational	10/28-30/2019	3	2	14	70	-7	283-289-285=857	12-1
IJGA Collegiate Invitational	2/16-2/18/2019	3	10	14	70	+17	293-292-296=881	4-9
Darius Rucker Intercollegiate	3/6-8/2020	3	9	17	85	+44	300-301-295=896	8-8



Head coach Shauna Taylor, Julia Dean, Ela Anacona, Ximena Gonzalez, Kajal Mistry, Julia Gregg, Maria Hoyos, Brooke Matthews, Grace St. Germain, assistant coach Mike Adams

SEPT. 9-10, 2019 -- COUGAR CLASSIC

YEAMANS HALL -- HANAHAN, S.C.

PAR 72, 6301 YARDS -- 17 TEAMS, 85 PLAYERS

Arkansas	287	288	280	855	-9	4
Brooke Matthews	71	73	70	214	-2	T16
Kajal Mistry	72	73	70	215	-1	T20
Ela Anacona	71	75	70	216	E	T25
Grace St-Germain	73	72	71	216	E	T25
Julia Gregg	77	70	70	217	+1	T29

9/16-18/2019 -- ANNIKA INTERCOLLEGIATE

ROYAL GOLF CLUB -- LAKE ELMO, MINN.

PAR 72, 6410 YARDS -- 12 TEAMS, 60 PLAYERS

Arkansas	283	289	289	861	-3	2
Kajal Mistry	68	70	73	211	-5	4
Grace St-Germain	73	70	72	215	-1	T11
Ela Anacona	71	76	72	219	+3	T19
Julia Gregg	72	75	72	219	+3	T19
Brooke Matthews	72	74	76	222	+6	T32

10/11-13/2019 -- RUTH'S CHRIS TAR HEEL INVITATIONAL

UNC FINLEY GOLF COURSE -- CHAPEL HILL, N.C.

PAR 72, 6379 YARDS -- 18 TEAMS, 90 PLAYERS

Arkansas	297	284	292	873	+9	11
Brooke Matthews	71	68	76	215	-1	T23
Ela Anacona	74	71	72	217	+1	T27
Maria Hoyos	74	71	72	217	+1	T27
Julia Gregg	77	72	75	224	+8	T68
Kajal Mistry	77	76	75	228	+12	T79

10/28-30/2019 -- WHITE SANDS INVITATIONAL

OCEAN CLUB GOLF COURSE -- PARADISE ISLAND, BAHAMAS

PAR 72, 6415 YARDS -- 14 TEAMS, 70 PLAYERS

Arkansas	283	289	285	857	-7	2
Ela Anacona	69	73	69	211	-5	T6
Kajal Mistry	71	74	72	217	+1	T19
Julia Gregg	73	73	72	218	+2	T21
Brooke Matthews	76	69	74	219	+3	29
Grace St-Germain	70	78	72	220	+4	T30

2/16-19/2020 -- IJGA COLLEGIATE INVITATIONAL

GUADALAJARA CC -- GUADALAJARA, MEXICO

PAR 72, 6437 YARDS -- 14 TEAMS, 70 PLAYERS

Arkansas	293	292	296	881	+17	10
Maria Hoyos	76	67	71	214	-2	T10
Julia Gregg	71	73	75	219	+3	T23

Brooke Matthews	73	77	76	226	+10	T47
Ximena Gonzalez	79	78	74	231	+15	T62
Kajal Mistry	73	75	83	231	+15	T62
Cara Gorlei	78	75	72	225	+9	T40

3/6-8/2020 -- DARIUS RUCKER INTERCOLLEGIATE

LONG COVE CLUB -- HILTON HEAD ISLAND, S.C.

PAR 71, 6290 YARDS -- 17 TEAMS, 85 PLAYERS

Arkansas	300	301	295	896	+44	9
Ela Anacona	73	75	74	222	+9	T23
Julia Gregg	76	74	75	225	+12	T37
Brooke Matthews	74	77	74	225	+12	T37
Maria Hoyos	77	78	72	227	+14	T46
Kajal Mistry	77	75	83	235	+22	T68

2018-19 INDIVIDUAL RESULTS

Player	Low Tournaments					Rds In					Rel.					Career							
	Rnds	Strokes	72	54	36	18	60s	Par/-	#	Finish	1	5	10	W-L	W-L%	To Par	Avg.	Rnds	Strokes	LowRnd	W-L	W-L%	To Par
Maria Fassi	26	1849	-	210	137	-	68	20	9	2	5	6	714-73	.907	-1	71.12	108	7,779	64	2,511-605	.806	0.06 (6)	72.03
Kaylee Benton	26	1888	-	213	143	-	69	11	9	-	3	4	660-127	.839	+1	72.62	88	6,464	67	1,744-747	.700	1.6 (+138)	73.39
Brooke Matthews	21	1548	-	215	141	68	68	9	8	1	1	1	452-219	.674	+2	73.71	21	1,548	68	452-219	.674	1.7 (+36)	73.71
Dylan Kim	30	2213	-	205	139	78	67	13	11	-	3	4	604-331	.646	+2	73.70	64	4,646	67	1,396-428	.765	0.70 (+45)	72.59
Grace St-Germain	9	672	-	220	-	-	70	2	3	-	-	-	105-132	.443	+3	74.67	9	672	70	105-132	.433	3.4 (+27)	74.67
Cara Gorlei	13	977	-	213	-	77	69	4	5	-	-	1	191-215	.470	+3	75.15	101	7,535	67	1,681-1,262	.571	2.31 (+234)	74.60
Ximena Gonzalez	19	1442	-	222	-	74	73	-	7	-	-	-	389-208	.652	+4	75.89	19	1,442	73	389-208	.652	3.63 (+60)	76.89
Julia Dean	3	229	-	229	-	-	75	-	1	-	-	-	39-47	.453	+4	76.33	3	229	75	39046	.453	4.33 (+13)	76.33
Maria Hoyos	9	699	-	231	152	81	73	-	4	-	-	-	76-259	.227	+6	77.67	21	1,582	67	281-336	.455	3.05 (+64)	75.33
4-PLAYER TEAM	30	8717	-	852	560	297	278	59	11	3	12	16	144-30	.828	+3	290.57							

TEAM RESULTS

Tournament	Dates	Rounds	Place	Teams	Players	+/-	Score	W-L
Cougar Classic	9/9-11/2018	2	3	19	102	-16	282-278-RO=560	16-2
ANNIKA Intercollegiate	9/17-19/2018	3	6	12	60	-12	287-280-285=852	6-5
Ruth's Chris Tar Heel Invitational	10/12-14/2018	3	3	18	90	-5	285-287-287=859	15-2
The Landfall Tradition	10/26-28/2018	3	3	18	90	+18	300-285-297=882	15-2
Lady Puerto Rico Classic	2/10-12/2019	3	2	14	81	+6	289-296-285=870	12-1
Darius Rucker Intercollegiate	3/8-10/2019	3	7	17	90	+34	2980293-295=886	10-6
Evans-Derby Experience	3/23-25/2019	3	2	14	87	+10	285-299-290=874	12-1
Liz Murphey Collegiate Classic	4/11/2019	1	4	12	60	+9	=297	8-3
SEC Championship	4/17-19/2019	3	3	14	70	+4	291-287-290=868	11-2
NCAA Washington Regional	5/6-8/2019	3	4	23	96	+5	287-296-286=869	19-3
NCAA Championship	5/17-21/2019	3	4/75	35	132	+24	302-296-392-RO=900	20-3



Assistant coach Mike Adams, Dylan Kim, Brooke Matthews, Maria Fassi, Ximena Gonzalez, Cara Gorlei, Grace St-Germain, Maria Hoyos, Kaylee Benton, Julia Dean, Head coach Shauna Taylor

SEPT. 9-11, 2018 -- COUGAR CLASSIC
YEAMANS HALL -- HANAHAN, S.C.
PAR 72, 6261 YARDS -- 19 TEAMS, 102 PLAYERS
Arkansas 282 278 560 -16 3
Maria Fassi 69 68 137 -7 8
Dylan Kim 71 68 139 -5 T9
Brooke Matthews 72 69 141 -3 T20
Kaylee Benton 70 73 143 -1 T24
Maria Hoyos 77 75 152 +8 T78

9/17-19/2018 -- ANNIKA INTERCOLLEGIATE
ROYAL GOLF CLUB -- EDEN PRAIRIE, MINN.
PAR 72, 6 YARDS -- 12 TEAMS, 60 PLAYERS
Arkansas 287 280 285 852 -12 6
Dylan Kim 67 68 70 205 -11 3
Brooke Matthews 71 71 73 215 -1 T21
Maria Fassi 72 72 72 216 E T25
Kaylee Benton 77 69 74 220 +4 T37
Grace St-Germain 77 73 70 220 +4 T37

10/12-14/2018 -- RUTH'S CHRIS TAR HEEL INVITATIONAL
UNC FINLEY GOLF COURSE -- CHAPEL HILL, N.C.
PAR 72, 6379 YARDS -- 18 TEAMS, 90 PLAYERS
Arkansas 285 287 287 859 -5 3
Dylan Kim 68 71 70 209 -7 3
Cara Gorlei 69 72 72 213 -3 T8
Maria Fassi 73 70 73 216 E T14
Grace St-Germain 75 74 72 221 +5 T29
Ximena Gonzalez 77 75 74 226 +10 T54

10/26-28/2018 -- THE LANDFALL TRADITION
PETE DYE COURSE/CC OF LANDFALL -- WILMINGTON, N.C.
PAR 72, 6166 YARDS -- 18 TEAMS, 90 PLAYERS
Arkansas 300 285 297 882 +18 3
Kaylee Benton 75 69 73 217 +1 T3
Dylan Kim 73 71 73 217 +1 T3
Brooke Matthews 77 72 72 221 +5 T11
Cara Gorlei 78 73 79 230 +14 T58
Maria Hoyos 75 81 79 235 +19 T73

2/10-12/2019 -- LADY PUERTO RICO CLASSIC
RIVER COURSE/RIO MAR CC -- RIO GRANDE, PUERTO RICO
PAR 72, 6164 YARDS -- 14 TEAMS, 81 PLAYERS
Arkansas 289 296 285 870 +6 2
Maria Fassi 71 73 72 216 E T4
Kaylee Benton 71 73 73 217 +1 T7
Brooke Matthews 78 75 68 221 +5 T34
Ximena Gonzalez# 73 74 75 222 +6 T24
Dylan Kim 69 75 79 223 +7 T27
Cara Gorlei 78 75 72 225 +9 T40

3/8-10/2019 -- DARIUS RUCKER INTERCOLLEGIATE
LONG COVE CLUB -- HILTON HEAD ISLAND, S.C.
PAR 71, 6266 YARDS -- 17 TEAMS, 90 PLAYERS
Arkansas 298 293 295 886 +34 7
Kaylee Benton 69 73 71 213 E T5
Maria Fassi 76 71 72 219 +6 T22
Dylan Kim 76 73 78 227 +14 T53
Grace St-Germain 77 77 77 231 +18 T69
Cara Gorlei 81 76 75 232 +19 T75

3/23-25/2019 -- EVANS-DERBY EXPERIENCE
SAUGAHATCHEE CC -- OPELIKA, ALA.
PAR 72, 6250 YARDS -- 14 TEAMS, 87 PLAYERS
Arkansas 285 299 290 874 +10 T2
Maria Fassi 70 76 68 214 -2 2
Kaylee Benton 72 73 74 219 +3 T12
Ximena Gonzalez 73 77 73 223 +7 T30
Dylan Kim 70 77 77 224 +8 T35
Julia Dean# 75 75 79 229 +13 T48
Maria Hoyos 83 73 75 231 +15 T60

4/11/2019 -- LIZ MURPHEY COLLEGIATE CLASSIC
UGA GOLF COURSE -- ATHENS, GA.
PAR 72, 6279 YARDS -- 12 TEAMS, 60 PLAYERS
Arkansas 297 +9 T4
Brooke Matthews 68 -4 T1
Ximena Gonzalez 74 +2 T15
Cara Gorlei 77 +5 T39
Dylan Kim 78 +6 T45
Maria Hoyos 81 +9 T52

Quarterfinal | Arkansas 3, Louisville 2
Mairead Martin (UL) d. Cara Gorlei (Ark.), 3&2
Brooke Matthews (Ark.) d. M Bechadergue (UL), 3&2
Ximena Gonzalez (Ark.) d. Olivia Cason (UL), 6&5
Maria Hoyos (Ark.) d. Delaney Shah (UL), 5&4
L Hartlage (UL) d. Dylan Kim (Ark.), 3-up (14)

Semifinals | Augusta 4, Arkansas 1
Maggie Ashmore (Aug.) d. Cara Gorlei (Ark.), 1-up
Brooke Matthews (Ark.) d. L Lundqvist (Aug.), 2&1
T Diez-Moliner (Aug.) d. Ximena Gonzalez (Ark.), 1-up thru 16
C Diez-Moliner (Aug.) d. Maria Hoyos (Ark.), 5&3
Charlotte Alran (Aug.) d. Dylan Kim (Ark.), 4&3

3rd-Place Match | Georgia 3, Arkansas 2
Brooke Matthews (Ark.) d. K Kurnett (GA), 1-up
Jenny Bae (GA) d. Cara Gorlei (Ark.), 2&1
H Constantino (GA) d. Maria Hoyos (Ark.), 1-up
Ximena Gonzalez (Ark.) d. R Mitsunaga (GA), 3&2

Jo Hua Hung (GA) d. Dylan Kim (Ark.), 4&3
4/17-19/2019 -- SEC CHAMPIONSHIP
LEGENDS COURSE/GREYSTONE CC -- BIRMINGHAM, ALA.
PAR 72, 6274 YARDS -- 14 TEAMS, 70 PLAYERS
Arkansas 291 287 290 868 +4 3
Maria Fassi 71 68 71 210 -6 1
Kaylee Benton 72 73 69 214 -2 T2
Dylan Kim 73 72 75 220 +4 T16
Ximena Gonzalez 75 76 75 226 +10 T40
Brooke Matthews 77 74 78 229 +13 T52

Match 1
Auburn def. Arkansas, 3-1-1
Maria Fassi (Ark) vs. Kaleigh Telfer (AU), AS thru 19
Elena Hualde (AU) def. Kaylee Benton (Ark), 1-up
Brooke Matthews (Ark) d. Brooke Sansom (AU), 3-up
Julie McCarthy (AU) d. Ximena Gonzalez (Ark), 3-up
Mychael O'Berry (AU) d. Dylan Kim (Ark), 3-up

5/6-8/2019 -- NCAA WASHINGTON REGIONAL
TUMBLE CREEK GOLF COURSE -- CLE ELUM, WASH.
PAR 72, 6306 YARDS -- 23 TEAMS, 96 PLAYERS
Arkansas 287 296 286 869 +5 4
Maria Fassi 69 72 69 210 -6 T5
Kaylee Benton 70 75 73 218 +2 T17
Brooke Matthews 75 74 70 219 +3 T22
Ximena Gonzalez 73 75 74 222 +6 T40
Dylan Kim 80 82 75 237 +21 T82

5/17-21/2019 -- NCAA CHAMPIONSHIP
BLESSINGS GOLF CLUB -- FAYETTEVILLE, ARK.
PAR 73, 6397 YARDS -- 35 TEAMS, 132 PLAYERS
Arkansas 302 296 302 900 +24 4
Maria Fassi 72 71 68 211 -8 1
Kaylee Benton 74 73 80 227 +8 T29
Dylan Kim 80 82 72 234 +15 T66
Brooke Matthews 76 76 82 234 +15 T66
Ximena Gonzalez 88 76 85 249 +30 T125

Wake Forest 3-Arkansas 2
Brooke Matthews (Ark) d. Letizia Bagnoli (WF) 1-up
Maria Fassi (Ark) d. Vanessa Knecht (WF) 2&1
Siyun Liu (WF) d. Dylan Kim (Ark) 1-up
Emilia Migliaccio (WF) d. Ximena Gonzalez (Ark) 6&4
Jennifer Kupcho K (WF) d. Kaylee Benton (Ark) 1-up

Indicates individual player

2017-18 INDIVIDUAL RESULTS

Player	Low Tournaments				Rds In								Rel.		Career										
	Rnds	Strokes	72	54	36	18	60s	Par/-	#	Finish	1	5	10	W-L	W-L%	To Par	Avg.	Rnds	Strokes	LowRnd	W-L	W-L%	To Par	Avg.	
Maria Fassi	34	2397	307	200	-	64	12	25	11	6	7	8	798-91	.898	-1.32 (-45)	70.50	82	5930	64	1797-532	.772	E		72.32	
Dylan Kim	34	2433	292	206	-	67	7	21	11	-	6	7	792-97	.891	-0.82 (-9)	71.56	34	2433	67	792-97	.891	E		71.56	
Alana Uriell	34	2437	294	204	-	65	10	21	11	-	4	5	778-111	.875	0.45 (-5)	71.68	113	8245	65	2384-804	.748	E		72.96	
Maria Hoyos	12	883	-	207	-	67	1	6	4	-	1	1	205-77	.727	1.89 (+22)	73.58	12	883	67	205-77	.727	+2		73.58	
Kaylee Benton	34	2511	295	212	-	68	3	15	11	-	1	2	579-310	.651	2.0 (+69)	73.85	62	4577	67	1084-620	.636	+2		73.82	
Cara Gorlei	28	2091	318	213	-	67	2	8	9	-	-	-	394-341	.536	2.78 (+75)	74.68	88	6558	67	1490-1047	.587	+2		74.52	
Jordy LaBarbera	6	467	-	233	-	74	-	-	2	-	-	-	43-111	.279	6.83 (+41)	77.83	34	2614	67	357-632	.361	+2		76.88	
Julia Dean	-	-	-	-	-	-	-	-	-	-	-	-	-	-	-	-	-	-	-	-	-	-	-	-	-
Brooke Matthews	-	-	-	-	-	-	-	-	-	-	-	-	-	-	-	-	-	-	-	-	-	-	-	-	-
4-PLAYER TEAM	34	9720	1186	823	-	271	-	96	11	6	19	23	152-16	.905	-	285.88									

TEAM RESULTS

Tournament	Dates	Rounds	Place	Teams	Players	+/-	Score	W-L
Mason Rudolph Classic	9/15-17/2017	3	1	15	75	-41	273-277-273=823	14-0
ANNIKA Intercollegiate	10/1-3/2017	3	1	12	60	-16	288-282-278=848	11-0
Ruth's Chris Tar Heel Invitational	10/13-15/2017	3	4	18	96	-13	288-279-284=851	14-3
Maryb S. Kauth Invitational	10/22-10/24	3	1	14	74	-22	281-273-288=842	13-0
Lady Puerto Rico Classic	2/11-13/2018	3	1	11	66	+30	284-302-296=882	10-0
Darius Rucker Intercollegiate	3/2-4/2018	3	2	18	90	+22	290-296-288=874	16-1
Evans-Derby Experience	3/18-20/2018	3	1	12	75	-28	280-279-277=836	11-0
Liz Murphey Collegiate Classic	4/13-14/2018	3	2	12	71	+1	290-284-291=865	10-1
SEC Championship	4/18-22/2018	3	3	14	70	+11	299-293-283=875	11-2
NCAA Austin Regional	5/7-9/2018	3	1	18	96	-26	284-271-283=838	17-0
NCAA Championship	5/18-21/2018	4	10	35	131	+34	308-300-289-289=1186	25-9



Julia Dean, Dylan Kim, Maria Fassi, Brooke Matthews, Kaylee Benton, head coach Shauna Taylor, assistant coach Mike Adams, Maria Hoyos, Jordy LaBarbera, Cara Gorlei, Alana Uriell

SEPT. 15-17, 2017 -- MASON RUDOLPH CLASSIC
LEGENDS CLUB NORTH COURSE -- FRANKLIN, TENN.
PAR 72, 6451 YARDS -- 15 TEAMS, 75 PLAYERS

Arkansas	273	277	273	823	-41	1
Maria Fassi	65	71	64	200	-16	T1
Cara Gorlei	71	70	72	213	-3	T2
Alana Uriell	67	69	68	204	-12	3
Dylan Kim	70	67	69	206	-10	T4
Kaylee Benton	74	75	72	221	+5	T5

OCT. 1-3, 2017 -- ANNIKA INTERCOLLEGIATE
OLYMPICS HILLS GOLF CLUB -- EDEN PRAIRIE, MINN.
PAR 72, 6288 YARDS -- 12 TEAMS, 60 PLAYERS

Arkansas	288	282	278	848	-16	1
Maria Fassi	70	70	66	206	-10	1
Dylan Kim	73	68	71	212	-4	T3
Alana Uriell	71	70	71	212	-4	T3
Cara Gorlei	74	74	70	218	+2	T18
Kaylee Benton	76	78	74	228	+12	T41

OCT. 13-15, 2017 -- RUTH'S CHRIS TAR HEEL INVITATIONAL
FINLEY GOLF COURSE -- CHAPEL HILL, N.C.
PAR 72, 6379 YARDS -- 18 TEAMS, 96 PLAYERS

Arkansas	288	279	284	851	-13	4
Maria Fassi	73	65	72	210	-6	T11
Dylan Kim	71	71	70	212	-4	T16
Alana Uriell	70	72	70	212	-4	T16
Kaylee Benton	74	71	72	217	+1	T32
Cara Gorlei	74	77	74	225	+9	T63

OCT. 22-OCT. 24, 2017 -- MARYB S. KAUTH INVITATIONAL
BRIGGS RANCH GOLF CLUB -- SAN ANTONIO, TEXAS
PAR 72, 6450 YARDS -- 14 TEAMS, 74 PLAYERS

Arkansas	281	273	288	842	-22	1
Alana Uriell	72	68	68	208	-8	2
Dylan Kim	69	70	72	211	-5	5
Maria Fassi	69	70	73	212	-4	6
Cara Gorlei	71	67	81	219	+3	17
Kaylee Benton	77	68	75	220	+4	21
Maria Hoyos#	80	70	70	220	+4	21

FEB. 11-13, 2018 -- LADY PUERTO RICO CLASSIC
OCEAN COURSE -- SAN JUAN, PUERTO RICO
PAR 71, 5981 YARDS -- 11 TEAMS, 66 PLAYERS

Arkansas	284	302	296	882	+30	1
Maria Fassi	68	75	73	216	+3	1
Dylan Kim	71	76	74	221	+8	T4
Alana Uriell	72	77	78	227	+14	T16
Kaylee Benton	78	77	73	228	+15	T20
Maria Hoyos	73	77	78	228	+15	T20
Jordy LaBarbera	84	74	76	234	+21	T40

MARCH 2-4, 2018 -- DARIUS RUCKER INTERCOLLEGIATE
LONG COVE CLUB -- HILTON HEAD, S.C.

Arkansas	290	296	288	874	+22	2
Maria Fassi	70	71	69	210	-3	1
Dylan Kim	71	74	74	219	+6	T11
Alana Uriell	73	72	74	219	+6	T11
Kaylee Benton	76	79	71	226	+13	T40
Jordy LaBarbera	76	80	77	233	+20	T73

MARCH 18-20, 2018 -- EVANS-DERBY EXPERIENCE
AUBURN UNIVERSITY CLUB -- AUBURN, ALA.
PAR 72, 6280 YARDS -- 12 TEAMS, 75 PLAYERS

Arkansas	280	279	277	836	-28	1
Maria Fassi	64	67	71	202	-14	1
Alana Uriell	72	69	70	211	-5	T7
Kaylee Benton	72	68	72	212	-4	T9
Cara Gorlei	75	75	68	218	+2	T28
Dylan Kim	72	78	68	218	+2	T28
Maria Hoyos#	67	70	70	207	-9	2

APRIL 13-14, 2018 -- LIZ MURPHEY COLLEGIATE CLASSIC
UGA GOLF COURSE -- ATHENS, GA.
PAR 72, 6279 YARDS -- 12 TEAMS, 71 PLAYERS

Arkansas	290	284	291	865	+1	T2
Dylan Kim	73	74	68	215	-1	T9
Maria Fassi	73	72	72	217	+1	T12
Alana Uriell	73	70	74	217	+1	T12
Kaylee Benton	71	71	77	219	+3	T17
Cara Gorlei#	74	78	75	227	+11	37
Maria Hoyos	77	71	80	228	+12	T38

APRIL 18-22, 2018 -- SEC CHAMPIONSHIP
LEGACY COURSE -- HOOVER, ALA.
PAR 72, 6253 YARDS -- 14 TEAMS, 70 PLAYERS

Arkansas	299	293	283	875	+11	3
Maria Fassi	70	70	69	209	-7	2
Dylan Kim	70	73	73	216	E	T4
Alana Uriell	79	72	70	221	+5	T15
Cara Gorlei	80	80	71	231	+15	46
Kaylee Benton	81	78	74	233	+17	T49

MAY 7-9, 2018 -- NCAA AUSTIN REGIONAL
UNIVERSITY OF TEXAS GOLF COURSE -- AUSTIN, TEXAS
PAR 72, 6341 YARDS -- 18 TEAMS, 96 PLAYERS

Arkansas	284	271	283	838	-26	1
Maria Fassi	69	70	69	208	-8	1
Dylan Kim	70	68	73	211	-5	3
Kaylee Benton	72	68	72	212	-4	T4
Alana Uriell	78	65	69	212	-4	T4
Cara Gorlei	73	75	74	222	+6	T38

MAY 18-21, 2018 -- NCAA CHAMPIONSHIP
KARSTEN CREEK -- STILLWATER, OKLA.
PAR 72, 6328 YARDS -- 35 TEAMS, 131 PLAYERS

Arkansas	308	300	289	289	1186	+34	10
Dylan Kim	72	73	75	72	292	+4	T21
Alana Uriell	78	74	69	73	294	+6	T33
Kaylee Benton	77	76	72	70	295	+7	T36
Maria Fassi	81	78	73	75	307	+19	66
Cara Gorlei	86	77	81	74	318	+30	81

Indicates individual player

2016-17 INDIVIDUAL RESULTS

Player	Low Tournaments					Rds In					Finish Top					Rel.	Career						
	Rnds	Strokes	72	54	36	18	60s	Rnds	Par/-	#	1	5	10	W-L	W-L%		To Par	Avg.	Rnds	Strokes	LowRnd	W-L	W-L%
Alana Uriell	28	2029	-	204	-	65	6	15	10	1	2	4	630-185	.773	+1	72.46	79	5808	65	1540-664	.699	+1	73.52
Samantha Marks	6	441	-	218	-	71	-	2	2	-	-	-	114-55	.675	+2	73.50	44	3288	65	771-503	.605	+1	74.73
Kaylee Benton	28	2066	-	206	-	67	4	11	10	-	2	3	505-310	.620	+2	73.79	28	2066	67	460-260	.639	+2	73.79
Cara Gorlei	31	2296	-	213	-	68	2	12	11	-	2	3	589-357	.623	+2	74.06	60	4467	68	1092-710	.606	+3	74.45
Maria Fassi	28	2077	-	205	-	66	2	10	10	1	2	3	493-322	.605	+2	74.18	48	3533	66	970-375	.721	+2	73.60
Jordy LaBarbera	12	906	-	219	-	67	1	2	4	-	-	-	143-191	.428	+4	75.50	28	2147	67	314-521	.376	+3	76.68
Summar Roachell	16	1217	-	217	-	71	-	2	6	-	-	-	231-249	.481	+4	76.06	107	8063	69	1648-1399	.541	+2	75.36
4-PLAYER TEAM	28	8158	-	842	-	270	-	54	10	2	8	13	102-43	.703	+4	291.36							

TEAM RESULTS

Tournament	Dates	Rounds	Place	Teams	Players	+/-	Score	W-L
ANNIKA Intercollegiate	9/25-27/2016	3	2	12	60	-22	283-270-289-842	10-1
Powerade Cougar Classic	10/2-4/2016	3	9	21	108	+7	293-288-290-871	11-8
Ruth's Chris Tar Heel Invitational	10/14-16/2016	3	3	18	96	-4	286-287-287-860	15-2
UTSA Maryb S. Kauth Invitational	10/23-25/2016	3	1	14	75	-16	288-274-286-848	13-0
Lady Puerto Rico Classic	2/12-14/2017	3	8	15	80	+31	299-292-304-895	7-7
Darius Rucker Intercollegiate	3/3-5/2017	3	11	17	90	+46	302-297-299-898	6-10
LSU Tiger Classic	3/24-26/2017	3	3	15	90	+9	293-291-289-873	12-2
Liz Murphy Collegiate Classic	4/7-9/2017	1	4	12	60	+16	304	8-3
SEC Championship	4/21-23/2017	3	4	14	70	-7	283-287-287-857	10-3
NCAA Columbus Regional	5/8-10/2017	3	8	18	96	+46	309-301-300-910	10-7
NCAA Championship	5/19-22/2017					+20	84-77-75=236	



Head coach Shauna Estes-Taylor, Kaylee Benton, Jordy LaBarbera, Cara Gorlei, Summar Roachell, Alana Uriell, Maria Fassi, assistant coach Mike Adams

SEPT. 25-27, 2016 -- ANNIKA INTERCOLLEGIATE REUNION-WATSON COURSE -- ORLANDO, FLA. PAR 72, 6257 YARDS -- 12 TEAMS, 60 PLAYERS

Arkansas	283	270	289	842	-22	2
Maria Fassi	71	66	68	205	-1	1
Alana Uriell	68	70	71	209	-7	T8
Cara Gorlei	72	68	75	215	-1	26
Kaylee Benton	72	69	75	216	E	T27
Jordy LaBarbera	75	67	78	220	+4	T40

OCT. 2-4, 2016 -- POWERADE COUGAR CLASSIC YEAMANS HALL -- CHARLESTON, S.C.

Arkansas	293	288	290	871	+7	9
Cara Gorlei	73	72	72	217	+1	T27
Maria Fassi	72	75	72	219	+3	T34
Jordy LaBarbera	74	74	71	219	+3	T34
Alana Uriell	76	68	75	219	+3	T34
Kaylee Benton	74	74	80	228	+12	T89

OCT. 14-16, 2016 -- RUTH'S CHRIS TAR HEEL INVITATIONAL UNC FINLEY GOLF COURSE -- CHAPEL HILL, N.C. PAR 72, 6379 YARDS -- 18 TEAMS, 96 PLAYERS

Arkansas	286	287	287	860	-4	3
Alana Uriell	70	70	70	210	-6	3
Maria Fassi	71	73	70	214	-2	T9
Kaylee Benton	72	70	78	220	+4	T22
Samantha Marks	78	74	71	223	+7	T37
Cara Gorlei	73	76	76	225	+9	T51

OCT. 23-25, 2016 -- UTSA MARYB S. KAUTH INVITATIONAL THE BRIGGS RANCH GOLF COURSE -- SAN ANTONIO, TEXAS PAR 72, 6450 YARDS -- 14 TEAMS, 75 PLAYERS

Arkansas	288	274	286	848	-16	1
Alana Uriell	65	68	71	204	-12	1
Kaylee Benton	72	67	67	206	-10	2
Samantha Marks	74	71	73	218	+2	T20
Cara Gorlei	79	68	75	222	+6	T37
Maria Fassi	77	72	76	225	+9	T48

FEB. 12-14, 2017 -- LADY PUERTO RICO CLASSIC RIO MAR CC RIVER COURSE -- RIO GRANDE, PUERTO RICO PAR 72, 6164 YARDS -- 15 TEAMS, 80 PLAYERS

Arkansas	299	292	304	895	+31	8
Kaylee Benton	73	71	77	221	+5	T18
Alana Uriell	74	72	76	222	+6	T20
Maria Fassi	77	73	76	226	+10	T38
Summar Roachell	80	74	73	227	+11	T43
Jordy LaBarbera	75	81	75	231	+15	T55
Cara Gorlei	78	76	80	234	+18	T66

MARCH 3-5, 2017 -- DARIUS RUCKER INTERCOLLEGIATE LONG COVE -- HILTON HEAD ISLAND, S.C.

Arkansas	302	297	299	898	+46	11
Maria Fassi	72	72	76	220	+7	T17
Alana Uriell	76	73	75	224	+11	T38
Cara Gorlei	77	76	73	226	+13	T47
Kaylee Benton	77	76	78	231	+18	T61
Summar Roachell	77	79	75	231	+18	T61

MARCH 24-26, 2017 -- LSU TIGER CLASSIC UNIVERSITY CLUB -- BATON ROUGE, LA.

Arkansas	293	291	289	873	+9	3
Cara Gorlei	72	70	71	213	-3	3
Maria Fassi	74	71	72	217	+1	T5
Alana Uriell	73	77	69	219	+3	T11
Kaylee Benton	74	77	77	228	+12	T40
Summar Roachell	81	73	77	231	+15	T52
Jordy LaBarbera	81	80	75	236	+20	T66

APRIL 7-9, 2017 -- LIZ MURPHY COLLEGIATE CLASSIC UGA COURSE -- ATHENS, GA.

Arkansas	304	+16	4
Kaylee Benton	71	-1	3
Cara Gorlei	72	E	T4
Summar Roachell	79	+7	T27
Alana Uriell	82	+10	T43
Maria Fassi	83	+11	T50

Match 1 vs. Auburn, 2-2-1

Maria Fassi (Ark) d. Kelli Murphy (AU) 3&2
 Michaela Owen (AU) d. Cara Gorlei (Ark) 2&1
 Alana Uriell (Ark) TIE Mai Dechathipat (AU) AS
 Kaylee Marschke (AU) d. Summar Roachell (Ark) 3&1
 Kaylee Benton (Ark) d. Elena Hualde (AU) 3&2

Match 2 vs. Georgia, 3-1-1

Bailey Tardy (UGA) d. Maria Fassi (Ark) 5&4
 Harang Lee (UGA) d. Cara Gorlei (Ark) 6&5
 Mary Ellen Shuman (UGA) d. Summar Roachell (Ark) 5&4
 Alana Uriell (Ark) d. Rinko Mitsunaga (UGA) Iup
 Kaylee Benton (Ark) TIE Jillian Hollis (UGA) AS

Match 3 (Third Place Match) vs. Denver, 2.5-2.5

Cara Gorlei (Ark) d. Lauren Whyte (UD) 4&3
 Kaylee Benton (Ark) TIE Sophie Newlove (UD) AS
 Alana Uriell (Ark) d. Jessica Carty (UD) 3&2
 Jessica Dreesbeimdieke (UD) d. Summar Roachell (Ark) 1 up
 Mairell Brunn (UD) d. Maria Fassi (Ark) 1 up

Arkansas wins on greater margin of victory in matches won

APRIL 21-23, 2017 -- SEC CHAMPIONSHIP LEGACY AT GREYSTONE -- BIRMINGHAM, ALA.

Arkansas	283	287	287	857	-7	4
Kaylee Benton	73	70	69	212	-4	T7
Alana Uriell	68	72	72	212	-4	T7
Cara Gorlei	71	73	72	216	E	T22
Summar Roachell	71	72	74	217	+1	24
Maria Fassi	73	79	79	231	+15	T63

MAY 8-10, 2017 -- NCAA COLUMBUS REGIONAL SCARLET COURSE -- COLUMBUS, OHIO

Arkansas	309	301	300	910	+46	8
Cara Gorlei	74	72	74	220	+4	T7
Alana Uriell	81	73	74	228	+12	T30
Summar Roachell	77	79	76	232	+16	T4
Kaylee Benton	77	77	79	233	+17	T51
Maria Fassi	81	80	76	237	+21	T67

MAY 19-22, 2017 -- NCAA CHAMPIONSHIP RICH HARVEST FARMS -- SUGAR GROVE, ILL.

Arkansas	0	0	0			
Cara Gorlei	84	77	75	236	+20	T74

Indicates individual player

2015-16 INDIVIDUAL RESULTS

Player	Low Tournaments							Rds In	Par/-	# Events	Finish Top			W-L	W-L%	Rel. To Par	Avg.	Career					
	Rnds	Strokes	72	54	36	18	60s				1	5	10					To Par	Avg.	Rnds	Strokes	LowRnd	W-L
Gabriela Lopez	9	644	-	208	-	67	2	6	3	-	1	2	238-22	.915	E	71.56	103	7459	66	2480-497	.833	E	72.42
Maria Fassi	20	1456	295	208	-	67	3	10	7	1	3	4	506-119	.810	+1	72.80	20	1456	67	506-119	.810	+1	72.80
Alana Uriell	32	2346	289	210	-	67	1	12	11	-	2	4	736-226	.765	+2	73.31	51	3779	67	976-508	.658	+1	74.10
Regina Plasencia	32	2370	300	212	-	69	1	13	11	-	2	2	644-318	.669	+2	74.06	126	9385	66	2359-1225	.658	+1	74.48
Samantha Marks	6	446	-	219	-	69	1	2	2	-	-	-	111-72	.607	+2	74.33	38	2847	65	657-448	.595	E	74.92
Cara Gorlei	29	2171	292	219	-	71	-	3	10	-	-	1	503-353	.588	+3	74.86	29	2171	71	503-353	.588	+3	74.86
Summar Roachell	32	2396	306	216	-	71	-	8	11	-	-	-	591-371	.614	+3	74.88	91	6846	69	1465-1197	.550	+1	75.23
Jordy LaBarbera	3	249	-	249	-	78	-	-	1	-	-	-	2-85	.023	+11	83.00	16	1241	70	171-330	.341	+2	77.56
Shawn Renegarbe	-	-	-	-	-	-	-	-	-	-	-	-	-	-	-	-	-	-	-	-	-	-	-
4-PLAYER TEAM	32	9346	1173	854	-	281	-	54	11	1	8	13	153-36	.810	+5	292.06	-	-	-	-	-	-	-

TEAM RESULTS

Tournament	Dates	Rounds	Place	Teams	Players	+/-	Score	W-L
Powerade Cougar Classic	9/13-15/2015	3	1	20	107	-7	282-283-292=857	19-0
ANNIKA Intercollegiate	9/27-29/2015	3	3	12	60	-10	284-286-284=854	9-2
Ruth's Chris Tar Heel Invitational	10/9-11/2015	3	2	18	96	+6	302-287-291=880	16-1
The Alamo Invitational	10/25-27, 2015	3	2	15	78	+6	294-291-285=870	13-1
Lady Puerto Rico Classic	2/14-16/2016	3	2	16	88	+6	289-281-300=870	14-1
Darius Rucker Intercollegiate	3/4-6/2016	3	6	17	90	+30	289-296-297=882	11-5
LSU Tiger Golf Classic	3/20-22/2016	3	2	17	96	+33	299-302-296=897	15-1
Liz Murphey Collegiate Classic	4/1-3/2016	1	9	12	60	+14	302	3-8
SEC Championship	4/15-17/2016	3	3	14	70	+18	300-294-288=882	11-2
Stanford NCAA Regional	5/6-8/2016	3	5	23	96	+27	298-291-290=879	18-4
NCAA Championship	5/20-25/2016	4	12	36	132	+21	292-291-298-292=1173	24-11

MARCH 20-22, 2016 -- LSU TIGER GOLF CLASSIC THE UNIVERSITY CLUB -- BATON ROUGE, LA.

PAR 72, 6247 YARDS -- 17 TEAMS, 96 PLAYERS

Arkansas	299	302	296	897	+33	2
Maria Fassi	74	74	75	223	+7	T4
Regina Plasencia	75	75	73	223	+7	T4
Cara Gorlei	73	77	77	227	+11	T9
Alana Uriell	78	76	73	227	+11	T9
Summar Roachell	77	80	75	232	+16	T31

APRIL 1-3, 2016 -- LIZ MURPHEY COLLEGIATE CLASSIC

UGA GOLF COURSE -- ATHENS, GA.

PAR 72 -- 12 TEAMS, 60 PLAYERS

Arkansas	302	+14	T9
Maria Fassi	73	+1	T12
Summar Roachell	75	+3	T29
Cara Gorlei	76	+4	T38
Alana Uriell	78	+6	T50
Regina Plasencia	79	+7	T53

Match 1 vs. Auburn, 2.5-2.5 (tie)

Maria Fassi (Ark) vs. Alex Harrell (AU) AS
Alana Uriell (Ark) d. Mai Dechatipat (AU) 3&2
Carla Gorlei (Ark) d. Jamie Yun (AU) 3&2
Kelli Murphy (AU) d. Summar Roachell (Ark) 3&2
Michaela Owen (AU) d. Regina Plasencia (Ark) 4&3
Auburn wins via larger margin of victory

Match 2 vs. Oregon State, 3-2 (Arkansas wins)

Maria Fassi (Ark) d. Hannah Swanson (OSU) 6&4
Carla Gorlei (Ark) d. Chelsea Saelee (OSU) 1 up
Alana Uriell (Ark) d. Haley Nist (OSU) 6&5
Ashlee Pickeler (OSU) d. Summar Roachell (Ark) 2&1
Olivia Benzin (OSU) d. Regina Plasencia (Ark) 3&1

Match 3 vs. Duke, 3-2 (Arkansas wins)

Maria Fassi (Ark) d. Gurbani Singh (Duke) 1 up
Carla Gorlei (Ark) d. Lisa Maguire (Duke) 2&1
Virginia Elena Carta (Duke) d. Alana Uriell (Ark) 1 up
Celine Boutier (Duke) d. Summar Roachell (Ark) 1 up
Regina Plasencia (Ark) d. Sandy Choi (Duke) 2 up

APRIL 15-17, 2016 -- SEC CHAMPIONSHIP LEGACY COURSE -- BIRMINGHAM, ALA.

PAR 72, 6195 YARDS -- 14 TEAMS, 70 PLAYERS

Arkansas	300	294	288	882	+18	3
Maria Fassi	75	71	69	215	-1	T5
Alana Uriell	79	71	70	220	+4	T13
Cara Gorlei	76	74	76	226	+10	T31
Regina Plasencia	72	78	76	226	+10	T31
Summar Roachell	77	82	73	232	+16	T48

MAY 6-8, 2016 -- STANFORD NCAA REGIONAL CHAMPIONSHIP

STANFORD UNIV. GOLF COURSE -- PALO ALTO, CALIF.

PAR 71, 6269 YARDS -- 23 TEAMS, 96 PLAYERS

Arkansas	298	291	290	879	+27	5
Alana Uriell	72	67	71	210	-3	3
Cara Gorlei	72	73	77	222	+9	T30
Maria Fassi	77	76	71	224	+11	T42
Summar Roachell	77	75	74	226	+13	T52
Regina Plasencia	77	76	74	227	+14	T55

MAY 20-25, 2016 -- NCAA CHAMPIONSHIP

EUGENE COUNTRY CLUB -- EUGENE, ORE.

PAR 72, 6331 YARDS -- 36 TEAMS, 132 PLAYERS

Arkansas	292	291	298	292	1173	+21	T12
Alana Uriell	70	74	74	71	289	+1	T20
Cara Gorlei	73	71	76	72	292	+4	T36
Maria Fassi	78	72	71	74	295	+7	T53
Regina Plasencia	73	74	78	75	300	+12	T66
Summar Roachell	76	78	77	75	306	+18	T76

Indicates individual player



Head coach Shauna Estes-Taylor, Samantha Marks, Jordy LaBarbera, Shawn Renegarbe, Regina Plasencia, Gabriela Lopez, Summar Roachell, Cara Gorlei, Alana Uriell, assistant coach Mike Adams (not pictured: Maria Fassi)

SEPT. 13-15, 2015 -- POWERADE COUGAR CLASSIC YEAMANS HALL -- CHARLESTON, S.C.

PAR 72, 6204 YARDS -- 20 TEAMS, 107 PLAYERS

Arkansas	282	283	292	857	-7	1
Regina Plasencia	70	72	70	212	-4	T3
Alana Uriell	73	70	71	214	-2	T5
Gabriela Lopez	68	70	77	215	-1	T7
Summar Roachell	71	71	75	217	+1	T12
Samantha Marks	75	76	76	227	+11	T56

SEPT. 27-29, 2015 -- ANNIKA INTERCOLLEGIATE WATSON COURSE -- ORLANDO, FLA.

PAR 72, 6245 YARDS -- 12 TEAMS, 60 PLAYERS

Arkansas	284	286	284	854	-10	3
Gabriela Lopez	67	70	71	208	-8	T4
Regina Plasencia	72	72	69	213	-3	T13
Summar Roachell	74	71	71	216	E	T25
Cara Gorlei	72	74	73	219	+3	T34
Alana Uriell	73	73	75	221	+5	T40

OCT. 9-11, 2015 -- RUTH'S CHRIS TAR HEEL INVITATIONAL UNC FINLEY COURSE -- CHAPEL HILL, N.C.

PAR 72, 6379 YARDS -- 18 TEAMS, 96 PLAYERS

Arkansas	302	287	291	880	+16	2
Regina Plasencia	76	70	74	220	+4	T11
Gabriela Lopez	75	72	74	221	+5	T14
Alana Uriell	75	75	71	221	+5	T14
Summar Roachell	76	72	74	222	+6	T18
Cara Gorlei	78	73	73	224	+8	T29

OCT. 25-27, 2015 -- THE ALAMO INVITATIONAL BRIGGS RANCH GOLF CLUB -- SAN ANTONIO, TEXAS

PAR 72, 6450 YARDS -- 15 TEAMS, 78 PLAYERS

Arkansas	294	291	285	870	+6	2
Regina Plasencia	71	70	77	218	+2	12
Samantha Marks	78	72	69	219	+3	18
Alana Uriell	73	76	71	220	+4	23
Summar Roachell	72	78	71	221	+5	27
Cara Gorlei	83	73	74	230	+14	59

FEB. 14-16, 2016 -- LADY PUERTO RICO CLASSIC

RIO DEL MAR CC/RIVER COURSE -- RIO DEL MAR, PUERTO RICO

PAR 72, 6203 YARDS -- 16 TEAMS, 88 PLAYERS

Arkansas	289	281	300	870	+6	2
Maria Fassi	72	67	69	208	-8	1
Alana Uriell	71	70	78	219	+3	T8
Summar Roachell	75	71	77	223	+7	T19
Cara Gorlei	75	73	76	224	+8	T27
Regina Plasencia	71	75	84	230	+14	T55
Jordy LaBarbera#	78	88	83	249	+33	86

MARCH 4-6, 2016 -- DARIUS RUCKER INTERCOLLEGIATE LONG COVE CLUB -- HILTON HEAD ISLAND, S.C.

PAR 71, 6243 YARDS -- 17 TEAMS, 90 PLAYERS

Arkansas	289	296	297	882	+30	6
Maria Fassi	71	70	77	218	+5	T9
Regina Plasencia	80	71	71	222	+9	T26
Summar Roachell	72	80	74	226	+13	T45
Alana Uriell	74	78	75	227	+14	T52
Cara Gorlei	72	77	82	231	+18	T70



2014-15 INDIVIDUAL RESULTS

Player	Low Tournaments					Rds In					Par/-		# Finish Top		Rel.	Career							
	Rnds	Strokes	72	54	36	18	60s	Rnds	Events	1	5	10	W-L	W-L%		To Par	Avg.	Rnds	Strokes	LowRnd	W-L	W-L%	To Par
Gabriela Lopez	32	2296	286	207	-	66	4	18	11	-	4	6	819-103	.888	E	71.75	94	6815	66	1589-177	.900	E	72.50
Regina Plasencia	32	2371	311	207	-	66	5	10	11	-	2	4	600-322	.651	+2	74.09	94	7015	66	1222-483	.717	+1	74.63
Samantha Marks	32	2401	319	208	-	65	3	10	11	-	-	3	546-376	.592	+3	75.03	32	2401	65	546-376	.592	+3	75.03
Summar Roachell	32	2407	319	210	-	69	2	10	11	-	-	2	550-372	.597	+4	75.22	59	4450	69	874-826	.514	+2	75.42
Alana Uriell	19	1433	309	216	-	69	1	2	6	-	1	1	240-282	.460	+4	75.42	19	1433	69	240-282	.460	+4	75.42
Kayli Quinton	6	457	-	220	-	72	-	1	2	-	-	-	64-93	.408	+4	76.17	9	683	72	85-122	.411	+3	75.89
Jordy LaBarbera	13	992	-	218	-	70	-	2	5	-	-	1	169-245	.408	+5	76.31	13	992	70	169-245	.408	+5	76.31
Olivia Lavy	-	-	-	-	-	-	-	-	-	-	-	-	-	-	-	-	5	394	75	33-133	.199	E	78.80
Shawn Rennegarbe	-	-	-	-	-	-	-	-	-	-	-	-	-	-	-	-	-	-	-	-	-	-	-
TEAM	32	9380	1217	836	-	272	-	53	11	1	7	17	139-43	.764	+7	293.12	-	-	-	-	-	-	-

TEAM RESULTS

Tournament	Dates	Rounds	Place	Teams	Players	+/-	Score	W-L
Powerade Cougar Classic	9/16-18/2014	3	1	23	115	-18	283-284-279=846	22-0
Schooner Fall Classic	10/2-4/2014	3	2	17	91	-4	290-272-274=836	15-1
Ruth's Chris Tar Heel Invitational	10/7-9/2014	3	5	18	100	+18	298-291-293=882	13-4
Alamo Invitational	10/24-26/2014	3	2	15	77	-16	275-292-281=848	13-1
Lady Puerto Rico Classic	2/13-15/2015	3	1	15	82	+12	290-295-291=876	14-0
Darius Rucker Intercollegiate	3/3-5/2015	3	9	17	90	+48	293-306-301=900	8-8
Liz Murphey Collegiate Classic	3/28-30/2015	1	3	12	60	+21	309	9-2
ASU PING Classic	4/10-12/2015	3	11	15	87	+19	284-298-301=883	4-10
2015 SEC Championship	4/17-19/2015	3	8	14	70	+27	300-293-298=891	6-7
NCAA Regional Championship	5/7-9/2015	3	3	24	96	+40	306-296-290=892	21-2
NCAA Championship	5/22-25/2015	4	9	23	84	+65	310-306-303-298=1217	14-8



Head coach Shauna Estes-Taylor Summar Roachell, Gabriela Lopez, Kayli Quinton, Regina Plasencia, Shawn Rennegarbe, Olivia Lavy, Alana Uriell, Samantha Mars, Jordy LaBarbera, assistant coach Mike Adams

SEPT. 16-18, 2014 -- POWERADE COUGAR CLASSIC YEAMANS HALL -- CHARLESTON, S.C.

PAR 72, 6204 YARDS -- 23 TEAMS, 115 PLAYERS

Arkansas	283	284	279	846	-18	1
Regina Plasencia	69	70	69	208	-8	T5
Summar Roachell	72	70	69	211	-5	T9
Gabriela Lopez	70	73	70	213	-3	T13
Samantha Marks	72	71	71	214	-2	T15
Alana Uriell	72	75	76	223	+7	T48

OCT. 2-4, 2014 -- SCHOONER FALL CLASSIC

BELMAR GOLF CLUB -- NORMAN, OKLA.

PAR 70, 6082 YARDS -- 17 TEAMS, 91 PLAYERS

Arkansas	290	272	274	836	-4	2
Regina Plasencia	71	66	70	207	-3	T7
Samantha Marks	76	67	65	208	-2	T9
Summar Roachell	70	70	70	210	E	T16
Gabriela Lopez	73	69	69	211	+1	T21
Jordy LaBarbera	76	75	76	227	+17	T81
Alana Uriell#	85	75	72	232	+22	T86

OCT. 7-9, 2014 -- RUTH'S CHRIS TAR HEEL INVITATIONAL

NC FINLEY GOLF COURSE -- CHAPEL HILL, N.C.

PAR 72, 6379 YARDS -- 18 TEAMS, 100 PLAYERS

Arkansas	298	291	293	882	+18	5
Samantha Marks	72	74	70	216	E	T9
Gabriela Lopez	75	71	74	220	+4	T19
Jordy LaBarbera	77	71	79	227	+11	T46
Summar Roachell	78	75	74	227	+11	T46
Regina Plasencia	74	83	75	232	+16	T73

OCT. 24-26, 2014 -- ALAMO INVITATIONAL

THE BRIGGS RANCH GOLF CLUB -- SAN ANTONIO, TEXAS

PAR 72, 6428 YARDS -- 15 TEAMS, 77 PLAYERS

Arkansas	275	292	281	848	-16	2
Gabriela Lopez	68	71	68	207	-9	3
Regina Plasencia	70	72	69	211	-5	T8
Samantha Marks	68	77	72	217	+1	T8
Summar Roachell	69	78	72	219	+3	T29
Kayli Quinton	73	72	75	220	+4	T32

FEB. 13-15, 2015 -- LADY PUERTO RICO CLASSIC

RIVER COURSE -- RIO DEL MAR, PUERTO RICO

PAR 72, 6191 YARDS -- 15 TEAMS, 82 PLAYERS

Arkansas	290	295	291	876	+12	1
Gabriela Lopez	69	75	71	215	-1	T3
Jordy LaBarbera	75	73	70	218	+2	T8
Summar Roachell	72	74	74	218	+2	T8
Regina Plasencia	74	75	77	226	+10	T30
Samantha Marks#	77	74	77	228	+12	T35
Kayli Quinton	79	82	76	237	+21	T63

MARCH 3-5, 2015 -- DARIUS RUCKER INTERCOLLEGIATE

LONG COVE CLUB -- HILTON HEAD ISLAND, SC

PAR 71, 622 YARDS -- 17 TEAMS, 90 PLAYERS

Arkansas	293	306	301	900	+48	9
Gabriela Lopez	70	76	77	223	+10	T23
Regina Plasencia	72	80	73	225	+12	T30
Summar Roachell	75	78	75	228	+15	T47
Samantha Marks	78	72	79	229	+16	T54
Jordy LaBarbera	76	85	77	238	+25	T75

MARCH 28-30, 2015 -- LIZ MURPHEY COLLEGIATE CLASSIC

UGA GOLF COURSE -- ATHENS, GA.

PAR 72, 6404 YARDS -- 12 TEAMS, 60 PLAYERS

Arkansas	309	+21	3
Regina Plasencia	71	-1	1
Gabriela Lopez	77	+5	T15
Samantha Marks	79	+7	T24
Jordy LaBarbera	82	+10	T40
Summar Roachell	84	+12	T48

APRIL 10-12, 2015 -- ASU PING CLASSIC

KARSTEN GOLF COURSE AT ASU -- TEMPE, ARIZ.

PAR 72, 6223 YARDS -- 15 TEAMS, 87 PLAYERS

Arkansas	284	298	301	883	+19	11
Gabriela Lopez	70	70	74	214	-2	T6
Regina Plasencia	69	75	77	221	+5	T34
Summar Roachell	73	76	74	223	+7	T45
Samantha Marks	72	77	80	229	+13	T70
Alana Uriell	78	77	76	231	+15	T77

APRIL 17-19, 2015 -- 2015 SEC CHAMPIONSHIP

LEGACY COURSE AT GREYSTONE GC -- HOOVER, ALA.

PAR 72, 6308 YARDS -- 14 TEAMS, 70 PLAYERS

Arkansas	300	293	298	891	+27	8
Gabriela Lopez	71	70	73	214	-2	T7
Alana Uriell	73	74	75	222	+6	T27
Regina Plasencia	79	76	73	228	+12	T44
Samantha Marks	81	73	77	231	+15	T50
Summar Roachell	77	77	78	232	+16	T56

MAY 7-9, 2015 -- NCAA REGIONAL CHAMPIONSHIP

ENTRADA AT SNOW CANYON -- ST. GEORGE, UTAH

PAR 71, 6255 YARDS -- 24 TEAMS, 96 PLAYERS

Arkansas	306	296	290	892	+40	3
Gabriela Lopez	73	72	71	216	+3	T2
Alana Uriell	75	72	69	216	+3	T2
Samantha Marks	76	79	76	231	+18	T40
Regina Plasencia	82	75	74	231	+18	T50
Summar Roachell	82	77	77	236	+23	T72

MAY 22-25, 2015 -- NCAA CHAMPIONSHIP

CONCESSION GOLF CLUB -- BRADENTON, FLA.

PAR 72, 6468 YARDS -- 23 TEAMS, 84 PLAYERS

Arkansas	310	306	303	298	1217	+65	9
Gabriela Lopez	70	76	74	66	286	-2	T2
Alana Uriell	80	73	80	76	309	+21	48
Regina Plasencia	77	79	77	78	311	+23	T51
Samantha Marks	85	81	75	78	319	+31	T73
Summar Roachell	82	78	77	82	319	+31	T76

Indicates individual player

2013-14 INDIVIDUAL RESULTS

Player	Low Tournaments					Rds In	Par/-	#	Finish Top			W-L	W-L%	Rel.		Career							
	Rnds	Strokes	72	54	36				18	60s	Rnds			Events	1	5	10	To Par	Avg.	Rnds	Strokes	LowRnd	W-L
Gabriela Lopez	27	1937	-	213 (2x)	-	66	7	14	10	2	5	7	-	-	0.15 (-4)	71.74	62	4517	-	-	-	-	72.85
Emily Tubert	27	1979	-	212	-	68 (3x)	5	8	10	1	4	5	-	-	1.70 (46)	73.30	129	9320	-	-	-	-	72.25
Regina Plasencia	27	1989	-	208	-	69 (4x)	4	11	10	0	2	2	-	-	2.07 (56)	73.67	62	4644	-	-	-	-	74.90
Summar Roachell	27	2042	-	222	-	69	1	2	10	0	0	0	-	-	4.04 (109)	75.63	27	2042	-	-	-	-	75.63
Emma Lavy	27	2043	-	214	-	68 (3x)	4	5	10	0	1	1	-	-	4.07 (110)	75.67	131	9868	-	-	-	-	75.33
Kayli Quinton	3	226	-	151	-	73	-	0	1	0	0	0	-	-	3.33 (10)	75.33	3	226	-	-	-	-	75.33
Olivia Lavy	5	394	-	394	-	75	-	0	2	0	0	0	-	-	7.2 (36)	78.80	3	394	-	-	-	-	78.8
Emily Podzielniski	-	-	-	-	-	-	-	-	-	-	-	-	-	-	-	-	36*	2802	-	-	-	-	77.83
TEAM	27	7873	-	851	-	277	-	9	10	3	7	9	135-28-1	.826	5.22 (141)	291.59							

*At Arkansas

TEAM RESULTS

Tournament	Dates	Rounds	Place	Teams	Players	+/-	Score	W-L
Dale McNamara NCAA Preview	Sept. 9-11	3	6	15	75	70	291-289-277=857	9-5
Mercedes Benz Collegiate Classic	Sept. 20-22	3	1	17	93	71	282-R0-281=563	16-0
Ruth's Chris Tar Heel Invitational	Oct. 11-13	3	4	18	96	72	296-291-287=874	14-3
Alamo Invitational	Oct. 27-29	3	3	15	81	72	279-283-289=851	12-2
Lady Puerto Rico Classic	Feb. 16-18	3	1	15	81	72	288-283-296=867	14-0
Darius Rucker Intercollegiate	March 7-9	3	T7	17	90	71	297-300-295=892	9-6-1
LSU Golf Classic	March 21-23	3	1	15	84	72	282-292-288=882	14-0
Liz Murphey Collegiate Classic	April 4-6	3	2	16	80	72	291-Match Play	14-1
SEC Championship	April 18-20	3	3	14	70	72	294-297-301=892	11-2
NCAA Regional Championship	May 8-10	3	T11	24	126	72	209-295-300=904	12-9-1



Back row (L-R): Kayli Quinton, Emma Lavy, Gabriela Lopez, Emily Podzielniski, Regina Plasencia, Emily Tubert. Seated (L-R): Summar Roachell, Olivia Lavy.

SEPT. 9-11, 2013 -- DALE MCNAMARA FALL PREVIEW TULSA CC -- TULSA, OKLA.

Player	Rnds	Strokes	72	54	36	18	60s	Place
Arkansas	291	289	277	857	+17	6		
Regina Plasencia	70	69	69	208	-2	5		
Gabriela Lopez	72	73	70	215	+5	T17		
Emily Tubert	73	75	69	217	+7	T24		
Summar Roachell	76	72	74	222	+12	T51		
Emma Lavy	78	77	69	224	+14	T56		

SEPT. 20-22, 2013 -- MERCEDES BENZ COLLEGIATE CHEROKEE CC -- KNOXVILLE, TENN.

Player	Rnds	Strokes	72	54	36	18	60s	Place
Arkansas	282	R0	281	563	-5	1		
Emily Tubert	69	R0	68	137	-5	1		
Regina Plasencia	69	R0	71	140	-2	T2		
Gabriela Lopez	72	R0	68	140	-2	T2		
Summar Roachell	72	R0	74	146	+4	T19		
Emma Lavy	78	R0	74	152	+10	T56		
Olivia Lavy	80	R0	75	155	+13	T74		

RUTH'S CHRIS TAR HEEL INVITATIONAL CHAPEL HILL, N.C. || FINLEY CC || OCT. 11-13, 2013

Player	Rnds	Strokes	72	54	36	18	60s	Place
Arkansas	296	291	287	874	+10	4		
Gabriela Lopez	70	76	69	215	-1	T8		
Regina Plasencia	73	73	71	217	+1	T14		
Emma Lavy	76	68	75	219	+3	T24		
Emily Tubert	78	75	72	225	+9	T48		
Summar Roachell	77	75	80	232	+16	T80		

OCT. 27-29, 2013 -- THE ALAMO INVITATIONAL BRIGGS RANCH GOLF COURSE -- SAN ANTONIO, TEXAS

Player	Rnds	Strokes	72	54	36	18	60s	Place
Arkansas	279	283	289	851	-13	3		
Emily Tubert	68	71	73	212	-4	T5		
Gabriela Lopez	73	68	72	213	-3	T7		
Emma Lavy	68	71	75	214	-2	T13		
Regina Plasencia	70	73	72	215	-1	T17		
Summar Roachell	74	78	72	224	+8	T55		

FEB. 16-18, 2014 -- LADY PUERTO RICO CLASSIC RIO MAR CC; RIVER COURSE -- RIO MAR, PUERTO RICO

Player	Rnds	Strokes	72	54	36	18	60s	Place
Arkansas	288	283	296	867	+3	1		
Gabriela Lopez	73	68	73	214	2	3		
Emily Tubert	68	73	75	216	E	T4		
Emma Lavy	73	68	75	216	E	T4		
Regina Plasencia	77	76	73	226	+10	T30		
Summar Roachell	74	74	80	228	+12	T41		
Kayli Quinton (Ind.)	78	73	75	226	+10	T30		

MARCH 7-9, 2014 -- DARIUS RUCKER INTERCOLLEGIATE LONG COVE CLUB -- HILTON HEAD ISLAND, S.C.

Player	Rnds	Strokes	72	54	36	18	60s	Place
Arkansas	297	300	295	892	+40	T7		
Gabriela Lopez	69	81	72	222	+9	T25		
Summar Roachell	78	69	77	224	+11	T31		
Emily Tubert	75	75	75	225	+12	T36		
Regina Plasencia	71	75	71	227	+14	T42		
Emma Lavy	75	81	77	233	+20	T68		

MARCH 21-22, 2014 -- LSU GOLF CLASSIC UNIVERSITY CLUB -- BATON ROUGE, LA.

Player	Rnds	Strokes	72	54	36	18	60s	Place
Arkansas	302	292	288	882	+18	1		
Gabriela Lopez	74	71	68	213	-3	1*		
Emily Tubert	73	75	70	218	+2	T5		
Summar Roachell	76	75	76	227	+11	T20		
Emma Lavy	79	75	74	228	+12	T25		
Regina Plasencia	84	71	79	234	+18	T48		
Olivia Lavy (Ind.)	76	81	82	239	+23	T62		

* Won playoff

APRIL 4-6, 2014 -- LIZ MURPHEY COLLEGIATE CLASSIC UGA GOLF COURSE -- ATHENS, GA.

Player	Rnds	Strokes	72	54	36	18	60s	Place
Arkansas	291	+3	2					
Gabriela Lopez	66	-6	T1					
Regina Plasencia	73	+1	T11					
Emily Tubert	76	+4	T30					
Summar Roachell	76	+4	T30					
Emma Lavy	76	+4	T30					

Arkansas 3.5, Denver 1.5
Regina Plasencia, Arkansas, def. Isabel Southard, Denver, 3-and-2
Emily Tubert, Arkansas, def. Elyse Smidinger, Denver, 3-and-2
Gaby Lopez, Arkansas, def. Tommy Daffinrud, Denver, 3-and-2
Jessica Carty, Denver, def. Emily Lavy, Arkansas, 3-and-2
Summar Roachell, Arkansas, vs. Mariell Bruun, Denver, All Square

Arkansas 3, Mississippi State 2
Regina Plasencia, Ark., def. Mary Langdon Gallagher, MSU, 3-and-1
Ji Eun Baik, Miss. St., def. Emily Lavy, Arkansas, 1-up
Rica Tse, Miss. St., def. Summar Roachell, Arkansas, 4-and-2
Emily Tubert, Arkansas, def. Ally McDonald, Miss. St., 2-and-1
Gaby Lopez, Arkansas, def. Jessica Peng, Miss. St., 1-up

Southern Cal 3, Arkansas 2
Regina Plasencia, Arkansas, def. Victoria Morgan, USC, 3-and-2
Gaby Then, USC, def. Emily Lavy, Arkansas, 2-up
Karen Chung, USC, def. Summar Roachell, Arkansas, 4-and-3
Emily Tubert, Arkansas, def. Doris Chen, USC, 4-and-3
Kyung Kim, USC, def. Gaby Lopez, Arkansas, 5-and-4

APRIL 18-20, 2014 -- SEC CHAMPIONSHIP GREYSTONE FOUNDER'S COURSE -- BIRMINGHAM, ALA.

Player	Rnds	Strokes	72	54	36	18	60s	Place
Arkansas	294	297	301	892	+28	3		
Gaby Lopez	73	72	72	217	+1	T2		
Emily Tubert	73	73	76	222	+6	T10		
Regina Plasencia	72	75	79	226	+10	T19		
Emma Lavy	76	77	81	234	+18	T53		
Summar Roachell	79	82	74	235	+19	T58		

MAY 8-10, 2014 -- NCAA CENTRAL REGION CHAMPIONSHIP KARSTEN CREEK -- STILLWATER, OKLA.

Player	Rnds	Strokes	72	54	36	18	60s	Place
Arkansas	309	295	300	904	+40	T11		
Gabriela Lopez	77	71	74	222	+6	T19		
Regina Plasencia	81	69	73	223	+7	T22		
Summar Roachell	75	78	75	228	+12	T38		
Emily Tubert	76	77	78	231	+15	T51		
Emma Lavy	81	79	87	247	+31	T107		



2012-13 INDIVIDUAL RESULTS

Player	Low Tournaments					Rds In					Par/-					# Finish Top					Rel.					Career				
	Rnds	Strokes	72	54	36	18	60s	Rnds	Events	1	5	10	W-L	W-L%	To Par	Avg.	Rnds	Strokes	LowRnd	W-L	W-L%	To Par	Avg.	Rnds	Strokes	LowRnd	W-L	W-L%	To Par	Avg.
Emily Tubert	34	2496	-	213	70 (3x)	-	15	11	2	3	6	532-76-16	86.5	1.50 (51)	73.41	101	7441	-	-	-	-	72.68								
Gabriela Lopez	35	2582	-	208	66	3	14	12	1	3	4	572-143-25	78.9	1.86 (65)	73.77	35	2582	-	-	-	-	73.77								
Emma Lavy	34	2534	-	214 (2x)	67	1	8	11	0	1	3	428-149-27	73.1	2.62 (89)	74.53	104	7825	-	-	-	-	75.24								
Victoria Vela	31	2319	-	216	70	-	6	10	0	0	0	405-133-23	74.2	2.90 (90)	74.81	125	9500	-	-	-	-	76.00								
Regina Plasencia	35	2655	-	219 (2x)	68	1	4	12	0	0	2	409-221-27	64.3	3.94 (138)	75.86	35	2655	-	-	-	-	75.86								
Meagan Roberts	4	306	-	226	72	-	1	2	0	0	0	47-39-5	54.4	4.50 (18)	76.50	19	1483	-	-	-	-	78.05								
Emily Podzielinski	3	236	-	236	77	-	0	1	0	0	0	19-37-3	19.0	6.67 (20)	78.67	36*	2802	-	-	-	-	77.83								
TEAM	34	10033		864 (2x)	283	-	5	11	1	8	7	99-21-3	81.7	7.44 (253)	295.09															

*At Arkansas

TEAM RESULTS									
Tournament	Dates	Rounds	Place	Teams	Players	+/-	Score	W-L	
Old Waverly Invitational	Sept. 10-12	3	3	11	-	+18	294-291-297=882	8-2	
Lady Tar Heel Invitational	Oct. 12-14	3	T5	18		+24	301-297-290=888	12-4-1	
Betsy Rawls Longhorn Invitational	Oct. 28-30	3	3	15		E	288-288-288=864	12-2	
Bulldog Individual Championship	Feb. 2	1			Individuals Only				
Puerto Rico Golf Classic	Feb. 10-12	3	2	15		+20	291-296-297=884	13-1	
Westbrook Invitational	Feb. 24-25	3	2	13		+3	296-287-284=867	11-1	
Darius Rucker Intercollegiate	March 8-10	3	T5	5		+37	293-298-298=889	9-4-1	
LSU Golf Classic	March 22-24	3	1	14		+35	293-297-309=899	13-0	
The Bryan Collegiate	March 29-31	3	2	17		+9	294-289-290=873	15-1	
SEC Championship	April 19-21	3	T7	14		+59	313-308-302=923	6-6-1	
NCAA Regional Championship	May 9-11	3	T3	24		E	283-294-287=864	20-1-1	
NCAA Championship	May 21-25	4	T13	24		+48	296-293-302-309=1200	10-12-1	



Back Row (L-R): head coach Shauna Estes-Taylor, Kayli Quinton, Hally Leadbetter, Emily Tubert, Olivia Lavy, Regina Plasencia, assistant coach Mike Adams. Front Row (L-R): Emily Podzielinski, Emma Lavy, Gabriela Lopez, Meagan Roberts, Audrey Monssoh, Victoria Vela.

SEPT. 10-12, 2012 -- OLD WAVERLY INVITATIONAL
 OLD WAVERLY GOLF CLUB -- WEST POINT, MISS.
 PAR 72, 6204 YARDS

35 Arkansas	294	291	297	882	+18	3
Emma Lavy	70	71	73	214	-2	5
Emily Tubert	72	75	72	219	+3	T7
Regina Plasencia	77	68	80	225	+9	T18
Meagan Roberts	75	79	72	226	+10	T21
Emily Podzielinski	77	77	82	236	+20	T38
Gabriela Lopez*	72	70	68	210	-6	2

OCT. 12-14, 2012 -- RUTH'S CHRIS LADY TAR HEEL INV.
 UNC FINLEY GOLF COURSE -- CHAPEL HILL, N.C.
 PAR 72, YARDS 6379

30 Arkansas	301	297	290	888	+24	T5
Victoria Vela	72	73	77	222	+6	T19
Gabriela Lopez	76	74	73	223	+7	T25
Emily Tubert	77	78	70	225	+9	T32
Emma Lavy	76	72	79	227	+11	T38
Regina Plasencia	78	83	70	231	+15	T55

OCT. 28-30, 2012 -- BETSY RAWLS LONGHORN INVITATIONAL
 UNIVERSITY OF TEXAS GOLF CLUB -- AUSTIN, TEXAS
 PAR 72, YARDS 6344

19 Arkansas	288	288	288	864	E	3
Gabriela Lopez	72	69	71	212	-4	5
Emily Tubert	71	74	72	217	+1	T11
Regina Plasencia	72	71	76	219	+3	T15
Victoria Vela	73	74	74	221	+5	T21
Emma Lavy	73	77	71	221	+5	T21

FEB. 2, 2013 -- 2013 BULLDOG IND. CHAMPIONSHIP
 UGA GOLF COURSE -- ATHENS, GA.
 PAR 72, 6335 YARDS

Gaby Lopez	39	36	75	+3	T5
Regina Plasencia	37	39	76	+4	T6
Meagan Roberts	41	39	80	+8	T19

OCT. 12-14, 2012 -- 2013 LADY PUERTO RICO CLASSIC
 RIO DEL MAR OCEAN COURSE -- RIO GRANDE, PUERTO RICO
 PAR 72, 6191 YARDS

12 Arkansas	291	296	297	884	+20	2
Emily Tubert	70	70	73	213	-3	1
Victoria Vela	75	74	74	223	+7	T14
Emma Lavy	75	79	71	225	+9	T18
Gabriela Lopez	73	73	83	229	+13	T34
Regina Plasencia	73	81	79	233	+17	T50

FEB. 24-25, 2013 -- WESTBROOK INVITATIONAL
 WESTBROOK VILLAGE -- PEORIA, ARIZ.
 PAR 72, YARDS 6269

Arkansas	296	287	284	867	+3	2
Gabriela Lopez	72	70	66	208	-6	1
Emma Lavy	71	75	73	219	+3	T6
Regina Plasencia	74	73	72	219	+3	T6
Victoria Vela	81	70	73	224	+8	T17
Emily Tubert	79	74	73	226	+10	T22

MARCH 8-10, 2013 -- DARIUS RUCKER INTERCOLLEGIATE
 LONG COVE CLUB -- HILTON HEAD ISLAND, S.C.
 PAR 71, YARDS 6211

8 Arkansas	293	298	298	889	+37	T5
Emily Tubert	76	70	72	218	+5	8
Emma Lavy	68	77	74	219	+6	T9
Gabriela Lopez	71	74	79	224	+11	T22
Victoria Vela	71	77	73	231	+18	T45
Regina Plasencia	78	77	80	235	+22	T58

MARCH 22-24, 2013 -- LSU TIGER GOLF CLASSIC
 UNIVERSITY CLUB -- BATON ROUGE, LA.
 PAR 72, YARDS: 6305

8 Arkansas	293	297	309	899	+35	1
Emily Tubert	72	72	72	216	E	1
Gabriela Lopez	71	76	81	228	+12	T16
Emma Lavy	74	76	79	229	+13	T23
Regina Plasencia	78	73	79	230	+14	27
Victoria Vela	76	76	79	231	+15	T28

MARCH 29-31, 2013 -- BRYAN NATIONAL COLLEGIATE
 BRYAN PARK CHAMPIONS -- BROWN'S SUMMIT, N.C.
 PAR 72, YARDS 386

6 Arkansas	294	289	290	873	+9	2
Emily Tubert	73	71	75	219	+3	T7
Gabriela Lopez	72	71	77	220	+4	T13
Victoria Vela	74	75	71	220	+4	T13
Emma Lavy	78	74	79	222	+6	T23
Regina Plasencia	75	73	74	222	+6	T23

APRIL 19-21, 2013 -- 2013 SEC CHAMPIONSHIP
 GREYSTONE, FOUNDER'S COURSE -- BIRMINGHAM, ALA.
 PAR 72, 6,401 YARDS

6 Arkansas	313	308	302	923	+59	T7
Emily Tubert	76	74	76	226	+10	T3
Gabriela Lopez	82	75	76	233	+17	T28
Victoria Vela	81	78	74	233	+17	T28
Regina Plasencia	76	81	76	233	+17	T28
Emma Lavy	80	81	76	237	+21	T47

MAY 9-11, 2013 -- NCAA EAST REGIONAL CHAMPIONSHIP
 AUBURN UNIVERSITY CLUB -- AUBURN, ALA.
 PAR 72, 6,259 YARDS

Arkansas	283	294	287	864	E	T3
Emma Lavy	67	75	72	214	-2	T11
Emily Tubert	73	73	70	216	E	T18
Victoria Vela	71	73	72	216	E	T18
Gabriela Lopez	72	73	73	218	+2	T26
Regina Plasencia	73	75	77	225	+9	T60

MAY 21-24, 2013 -- 2013 NCAA CHAMPIONSHIP
 UGA GOLF COURSE -- ATHENS, GA.
 PAR 72, YARDS 6,372

5 Arkansas	296	293	302	309	1200	+48	T13
Victoria Vela	74	71	77	76	298	+10	T37
Emily Tubert	75	73	74	79	301	+13	T50
Gabriela Lopez	74	76	75	77	302	+14	T58
Emma Lavy	73	78	76	80	307	+19	T85
Regina Plasencia	77	73	80	77	307	+19	T85

2011-12 INDIVIDUAL RESULTS

Player	Low Tournaments					Rds In	Par/-	#	Finish Top			W-L	W-L%	Rel. To Par	Avg.	Career						
	Rnds	Strokes	72	54	36				18	60s	1					5	10	Rnds	Strokes	LowRnd	W-L	W-L%
Emily Tubert	30	2175	296	-	150	68	4	14	10	-	5	6	-	-	0.77	72.50	-	-	-	-	-	-
Emma Lavy	33	2487	303	-	153	71	-	4	11	-	-	-	-	-	3.61	75.36	-	-	-	-	-	-
Victoria Vela	33	2544	312	-	159	71	-	2	11	-	-	-	-	-	5.33	77.09	-	-	-	-	-	-
Emily Podzielinski	33	2566	305	-	159	70	-	1	11	-	-	-	-	-	6.00	77.76	-	-	-	-	-	-
Meagan Roberts	9	710	-	-	74	-	0	3	-	-	-	-	-	-	6.89	78.89	-	-	-	-	-	-
Audrey Monsson	5	393	-	232	161	77	-	0	2	-	-	-	-	-	7.00	78.60	-	-	-	-	-	-
Hally Leadbetter	18	1422	315	224	-	72	-	0	6	-	-	-	-	-	7.33	79.00	-	-	-	-	-	-
TEAM	33	9941	-	-	-	288	-	-	11	-	-	-	64-110-2	.366	14.21	301.24	-	-	-	-	-	-

TEAM RESULTS

Tournament	Dates	Rounds	Place	Teams	Players	+/-	Score	W-L
Mason Rudolph Fall Preview	Sept. 23-25	3	14	18	-	+45	304-306-299=909	4-13
Lady Tar Heel Invitational	Oct. 7-9	3	15	18	-	+26	300-302-288=890	3-14
Mercedes-Benz SEC/Pac 12 Challenge	Oct. 21-23	3	19	23	-	+46	303-303-304=910	4-18
Betsy Rawls Longhorn Classic	Oct. 31-Nov. 2	3	9	15	-	+44	299-302-307=908	6-8
The Spirit International - Trinity, Texas								
Emily Tubert for USA -- USA Combined					1st	133-144-135-133=545 (-31)		
USA Women		3rd	69-71-66-69=275 (-13)					
Gabriela Lopez for Team Mexico -- T2nd			139-145-137-134=555 (-1)					
Mexico Women		T5	70-74-70-69=283 (-5)					
Lady Puerto Rico Classic	Feb. 12-14	3	4	15	-	+28	297-293-302=892	11-3
Darius Rucker Intercollegiate	March 2-4	2	T11	15	-	+49	305-312-R0=617	3-10-1
Gator SunTrust Invitational	March 16-18	3	T6	17	-	+45	297-299-289=885	10-5-1
Liz Murphey Collegiate Classic	M 30-A 1	3	9	18	-	+22	305-291-290=886	8-9
SEC Championship	April 20-22	3	2	12	-	+53	309-295-313=917	10-1
NCAA Regional Championship	May 10-12	3	8	12	-	+49	310-308-295=913	4-7
NCAA Championship	May 23-26	4	23	24	-	+62	303-301-309-301=1214	1-22



Back Row (L-R): Rachel Carpenter, Hally Leadbetter, Meagan Roberts, Emily Tubert, head coach Shauna Estes-Taylor. Front Row (L-R): Victoria Vela, Audrey Monsson, Emma Lavy, Emily Podzielinski, assistant coach Mike Adams.

SEPT. 23-25, 2011 -- MASON RUDOLPH FALL PREVIEW VANDERBILT LEGENDS COURSE -- FRANKLIN, TENN. PAR 72, YARDS 6,426

Arkansas	304	306	299	909	+45	14
Emily Tubert	74	74	72	220	+4	T16
Emma Lavy	73	76	78	227	+1	T43
Victoria Vela	79	77	75	231	+15	T62
Meagan Roberts	82	79	74	235	+19	T75
Emily Podzielinski	78	80	79	237	+21	T78

OCT. 7-9, 2011 -- LADY TAR HEEL INVITATIONAL UNC FINLEY GOLF COURSE -- CHAPEL HILL, N.C. PAR 72, YARDS 6,285

Arkansas	300	302	288	890	+26	15
Emily Tubert	72	75	70	217	+1	T15
Emma Lavy	74	79	72	225	+9	T55
Victoria Vela	77	73	76	226	+10	T64
Emily Podzielinski	80	77	70	227	+11	T73
Audrey Monsson	77	77	78	232	+16	T86

OCT. 21-23, 2011 -- MERCEDES-BENZ SEC/PAC 12 CHALLENGE HOLSTON HILLS CC -- KNOXVILLE, TENN. PAR 72, YARDS 6,447

Arkansas	303	303	304	910	+46	19
Emily Tubert	75	69	73	217	+1	T7
Emma Lavy	74	74	75	223	+7	T39
Victoria Vela	78	82	74	234	+18	T89
Hally Leadbetter	76	80	82	238	+22	T100
Emily Podzielinski	83	80	85	248	+32	T116

OCT. 31-NOV. 2, 2011 -- BETSY RAWLS LONGHORN INVITATIONAL TEXAS GOLF CLUB -- AUSTIN, TEXAS PAR 72, YARDS 6,347

Arkansas	299	302	307	908	+44	9
Emma Lavy	72	73	77	222	+6	T11
Victoria Vela	71	76	76	223	+7	T13
Emily Podzielinski	79	78	76	233	+17	T52
Meagan Roberts	77	79	78	234	+18	T56
Hally Leadbetter	81	75	82	238	+22	T65

FEB. 12-14, 2012 -- LADY PUERTO RICO CLASSIC RIO MAR CC/RIVER COURSE -- RIO GRANDE, PUERTO RICO PAR 72, YARDS 6,191

Arkansas	297	293	302	892	+28	4
Emily Tubert	71	70	74	215	-1	2
Emma Lavy	75	71	80	223	+7	T21
Emily Podzielinski	75	78	74	227	+11	T25
Victoria Vela	76	80	74	230	+14	T33
Meagan Roberts	83	74	84	241	+25	T65

MARCH 2-4, 2012 -- DARIUS RUCKER INTERCOLLEGIATE LONG COVE CLUB -- HILTON HEAD ISLAND, S.C. PAR 71, YARDS 6,160

Arkansas	305	312	617	+49	T11
Emily Tubert	73	77	150	+8	T20
Emma Lavy	76	77	153	+11	T33
Emily Podzielinski	80	79	159	+17	T62
Victoria Vela	76	83	159	+17	T62
Audrey Monsson	82	79	161	+19	T70

MARCH 16-18, 2012 -- GATOR SUNTRUST INVITATIONAL MARK BOSTICK GOLF COURSE -- GAINESVILLE, FLA. PAR 70, YARDS 6,002

Arkansas	297	299	289	885	+45	T6
Emily Tubert	72	70	68	210	E	T4
Hally Leadbetter	73	79	72	224	+14	T35
Emma Lavy	74	75	79	228	+18	47
Victoria Vela	78	75	78	231	+21	T55
Emily Podzielinski	78	83	71	232	+22	T60

MARCH 30-1, 2012 -- LIZ MURPHEY COLLEGIATE CLASSIC UGA GOLF COURSE -- ATHENS, GA. PAR 72, YARDS 6,335

Arkansas	305	291	290	886	+22	9
Emily Tubert	72	70	69	221	-5	T3
Victoria Vela	77	72	74	223	+7	T33
Emma Lavy	77	75	75	225	+9	46
Emily Podzielinski	81	75	73	229	+13	T56
Hally Leadbetter	79	77	74	230	+14	T59

APRIL 20-22, 2012 -- SEC CHAMPIONSHIP BLESSINGS GOLF COURSE -- FAYETTEVILLE, ARK. PAR 72, YARDS 6,112

Arkansas	309	295	313	917	+53	2
Emily Tubert	78	70	73	221	+5	3
Emma Lavy	73	72	83	228	+11	T6
Emily Podzielinski	81	77	74	232	+16	T17
Victoria Vela	78	76	85	239	+23	T34
Hally Leadbetter	80	87	83	250	+34	T53

MAY 10-12, 2012 -- NCAA CENTRAL REGIONAL CHAMPIONSHIP SCARLET COURSE -- COLUMBUS, OHIO/SCARLET COURSE PAR 72, YARDS 6,264

Arkansas	310	308	295	913	+49	8
Emily Tubert	75	75	68	218	+2	T4
Emma Lavy	77	75	75	228	+11	T23
Victoria Vela	79	81	76	236	+20	T64
Emily Podzielinski	79	82	76	237	+21	T68
Hally Leadbetter	89	77	76	242	+26	T96

MAY 22-25, 2012 -- NCAA CHAMPIONSHIP THE LEGENDS CLUB -- FRANKLIN, TENN. PAR 72, YARDS 6,264

Arkansas	303	301	309	301	1214	+62	23
Emily Tubert	73	74	77	72	296	+8	T33
Emma Lavy	75	77	78	73	303	+15	T71
Emily Podzielinski	78	72	76	79	305	+17	T84
Victoria Vela	77	78	78	79	312	+24	T113
Hally Leadbetter	79	80	79	77	315	+27	T119

2010-11 INDIVIDUAL RESULTS

Player	Low Tournaments					Rds In	Par/-	#	Finish Top			W-L	W-L%	Rel.	Avg.	Career							
	Rnds	Strokes	72	54	36				18	1	5					10	Rnds	Strokes	LowRnd	W-L	W-L%	To Par	Avg.
Emily Tubert	37	2679	294	205	-	63*	10	19	12	3	8	8	-	-	0.41 (+15)	72.16	-	-	-	-	-	-	
Kelli Shean	37	2723	286	210	-	67	4	17	12	-	2	6	-	-	1.57 (+58)	73.59	-	-	-	-	-	-	
Corinna Rees	34	2576	319	210	-	67	3	7	11	-	1	1	-	-	4.03 (+137)	75.76	-	-	-	-	-	-	
Emma Lavy	37	2804	306	218	-	69	1	4	12	-	-	-	-	-	4.03 (+149)	75.78	-	-	-	-	-	-	
Victoria Vela	37	2809	310	222	-	71 (2x)	-	3	12	-	-	-	-	-	4.16 (+154)	75.92	-	-	-	-	-	-	
Meagan Roberts	6	467	-	232	-	75	-	0	2	-	-	-	-	-	5.33 (+16)	77.83	-	-	-	-	-	-	
Rachel Carpenter	6	492	-	246	-	78	-	0	2	-	-	-	-	-	10.00 (+60)	82.00	-	-	-	-	-	-	-
TEAM	37	10,914	1190	846	-	276	-	-	12	-	-	-	161-39-3	.796	7.95 (294)	294.97	-	-	-	-	-	-	-

*School Record

TEAM RESULTS

Tournament	Dates	Rounds	Place	Teams	Players	+/-	Score	W-L
Susie Maxwell Berning Classic	Sept. 24-26	3	1	8		+7	290-290-291=871	7-0
Mercedes Benz Collegiate Classic	Oct. 8-10	3	2	15		+5	291-295-283=869	13-1
Las Vegas Collegiate Showdown	Oct. 25-27	3	1	17		-18	277-276-293=846	16-0
Pac 10-SEC Challenge	Nov. 5-7	3	11	21		+39	288-296-307=891	10-10
Central District Invitational	Feb. 21-22	3	11	15		+45	302-309-298=909	4-10
SunTrust Gator Invitational	March 6-7	3	5	17		+59	298-296-305=899	12-4
LSU Invitational	March 11-13	3	1	21		+24	305-296-287=888	20-0
Mountain View Collegiate	March 25-26	3	3	18		E	286-292-286=864	15-2
Liz Murphey Collegiate Classic	April 1-3	3	T3	23		+32	306-306-284=896	18-2-2
SEC Championship	April 15-17	3	4	12		+28	289-305-298=892	8-3
NCAA Central Regional	May 5-7	3	4	24		+35	307-303-289=899	20-3
NCAA Championship	May 17-20	4	T5	24		+38	305-296-296=293=190	18-4-1



Assistant coach Mike Adams, Victoria Vela, Kelli Shean, Meagan Roberts, Emily Tubert, Rachel Carpenter, Emma Lavy, Corinna Rees, Emily Podzielinski, head coach Shauna Estes-Taylor

SEPT. 24-26, 2010 -- SUSIE MAXWELL BERNING CLASSIC JIMMIE AUSTIN OU GOLF COURSE -- NORMAN, OKLA. PAR 72, YARDS 6,327

Arkansas	290	290	291	871	+7	1
Emily Tubert	69	72	70	211	-5	1
Kelli Shean	69	71	73	213	-3	2
Victoria Vela	76	75	74	225	+9	T12
Corinna Rees	76	76	74	226	+10	T14
Emma Lavy	79	72	77	228	+12	T18
Meagan Roberts#	77	75	80	232	+16	T24

OCT. 8-10, 2011 -- MERCEDES BENZ COLLEGIATE HOLSTON HILLS CC -- KNOXVILLE, TENN. PAR 72, YARDS 6,302

14 Arkansas	291	295	283	869	+5	2
Kelli Shean	69	72	72	213	-3	6
Emily Tubert	74	73	72	219	+3	T19
Corinna Rees	75	75	69	219	+3	T19
Emma Lavy	73	76	71	220	+4	T23
Victoria Vela	79	75	71	225	+9	T38
Rachel Carpenter#	81	87	78	246	+30	80

OCT. 25-27, 2010 -- LAS VEGAS COLLEGIATE SHOWDOWN BOULDER CREEK GC -- BOULDER CREEK, NEV. PAR 72, YARDS 6,329

19 Arkansas	277	276	293	846	+18	1
Emily Tubert	63	68	74	205	-11	1
Kelli Shean	70	67	73	210	-6	T2
Corinna Rees	74	67	69	210	-6	T2
Victoria Vela	71	75	77	223	+7	T32
Emma Lavy	73	74	77	224	+8	T35
Meagan Roberts	82	73	80	235	+19	T76

11/5-7, 2010 -- PAC 10-SEC CHALLENGE STANFORD GOLF COURSE -- PALO ALTO, CALIF. PAR 71, YARDS 6,148

Arkansas	288	296	307	891	+39	11
Kelli Shean	71	72	76	219	+6	T18
Victoria Vela	75	72	76	223	+10	T27
Corinna Rees	71	77	77	225	+12	T38
Emily Tubert	71	76	78	225	+12	T38
Emma Lavy	76	76	79	231	+18	T65

FEB. 21-22, 2011 -- CENTRAL DISTRICT INVITATIONAL RIVER WILDERNESS GOLF CLUB -- PARRISH, FLA. PAR 71, YARDS 6,099

13 Arkansas	302	309	298	909	+45	11
Kelli Shean	75	72	72	219	+3	T10
Emily Tubert	73	77	76	226	+10	T30
Victoria Vela	76	81	73	230	+14	T50
Emma Lavy	78	79	77	234	+18	T62
Rachel Carpenter	84	81	81	246	+20	T72

MARCH 6-7, 2011 -- FLA. SUNTRUST/GATOR INVITATIONAL MARK BOSTICK GOLF COURSE -- GAINESVILLE, FLA. PAR 70, YARDS 6,002

22 Arkansas	298	296	305	899	+59	5
Emily Tubert	76	71	69	216	+6	T3
Corinna Rees	69	75	81	225	+15	T21
Kelli Shean	79	75	77	231	+21	T43
Victoria Vela	76	75	81	232	+22	T47
Emma Lavy	77	77	78	232	+22	T47

MARCH 12-14, 2011 -- LSU GOLF INVITATIONAL UNIVERSITY CLUB -- BATON ROUGE, LA. PAR 72, YARDS 6,194

Arkansas	305	296	287	888	+24	1
Emily Tubert	78	70	71	219	+3	3
Kelli Shean	77	74	71	222	+6	T7
Victoria Vela	76	73	73	222	+6	T7
Corinna Rees	81	79	72	232	+16	T43
Emma Lavy	74	82	76	232	+16	T43

MARCH 35-36, 2011 -- MOUNTAINVIEW COLLEGIATE MOUNTAINVIEW GOLF COURSE -- TUCSON, ARIZ. PAR 72, YARDS 6,227

12 Arkansas	286	292	286	864	E	3
Emily Tubert	68	72	67	207	-9	1
Emma Lavy	75	73	70	218	+2	T12
Corinna Rees	72	74	74	219	+3	T19
Kelli Shean	71	75	77	223	+7	T36
Victoria Vela	75	73	76	224	+8	T39

APRIL 1-3, 2011 -- LIZ MURPHEY COLLEGIATE CLASSIC UGA GOLF COURSE -- ATHENS, GA. PAR 72

Arkansas	306	306	284	896	+32	T3
Emily Tubert	72	73	69	214	-2	2
Kelli Shean	78	77	69	223	+7	T11
Emma Lavy	76	75	76	227	+11	T19
Victoria Vela	80	81	71	232	+16	T63
Corinna Rees	80	83	76	239	+23	T95

APRIL 15-17, 2011 -- 2011 SEC CHAMPIONSHIP AUBURN UNIVERSITY CLUB -- AUBURN, ALA. PAR 72, YARDS 6,364

12 Arkansas	289	305	298	892	+28	4
Emily Tubert	69	72	74	215	-1	T4
Emma Lavy	74	73	74	221	+5	T12
Victoria Vela	73	78	80	231	+15	T36
Kelli Shean	73	83	76	232	+16	T38
Corinna Rees	76	82	74	232	+16	T38

MAY 5-7, 2011 -- NCAA CENTRAL REGION CHAMPIONSHIP WARREN GOLF COURSE -- SOUTH BEND, IND. PAR 72, YARDS 6,208

Arkansas	307	303	289	899	+35	4
Emily Tubert	75	69	75	219	+3	T3
Kelli Shean	72	79	73	224	+8	T14
Corinna Rees	78	78	74	230	+14	T41
Emma Lavy	82	80	69	231	+15	T50
Victoria Vela	82	77	73	232	+16	T56

MAY 18-21, 2011 -- NCAA CHAMPIONSHIP THE TRADITIONS GOLF COURSE -- BRYAN, TEXAS PAR 72, YARDS 6,260

Arkansas	305	296	296	293	1190	+38	T5
Kelli Shean	75	71	70	68	286	-4	2
Emily Tubert	76	73	71	74	294	+6	T19
Emma Lavy	80	74	78	74	306	+18	T69
Victoria Vela	77	79	77	77	310	+22	T88
Corinna Rees	77	79	77	86	319	+31	T113

Individual

2009-10 INDIVIDUAL RESULTS

Player	Low Tournaments						Rds In	Par/-	# Events	Finish Top			W-L	W-L%	Rel.	Career						
	Rnds	Strokes	72	54	36	18				60s	1	5				10	Avg.	Rnds	Strokes	LowRnd	W-L	W-L%
Kelli Shean	33	2418	-	209	142	67	5	13	11	1	5	6	-	-	1.27	73.27	-	-	-	-	-	-
Victoria Vela	24	1828	-	219	151	69	1	4	8	-	-	-	-	-	4.29	76.17	-	-	-	-	-	-
Alex Schulte	21	1605	-	220	152	72	-	2	7	-	-	1	-	-	4.57	76.43	-	-	-	-	-	-
Kristin Ingram	33	2534	-	213	143	70	1	5	11	-	1	2	-	-	4.79	76.79	-	-	-	-	-	-
Tiffany Phelps	18	1399	-	22	147	72	-	-	6	-	-	-	-	-	5.89	77.72	-	-	-	-	-	-
Corinna Rees	27	2103	-	231	155	75	-	-	9	-	-	1	-	-	5.67	77.89	-	-	-	-	-	-
Meagan Roberts	3	239	-	239	160	77	-	-	1	-	-	-	-	-	6.67	79.67	-	-	-	-	-	-
Katy Nugent	9	694	-	225	150	72	-	-	3	-	-	-	-	-	4.67	77.0	-	-	-	-	-	-
Team	33	9962	-	859	571	280	-	-	11	-	-	-	99-88	.529	11.0	301.88	-	-	-	-	-	-

TEAM RESULTS

Tournament	Dates	Rounds	Place	Teams	Players	+/-	Score	W-L
Branch Law Firm/Dick McGuire	Sept. 19-20	3	13th	18	-	+32	300-303-305=908	5-12
Marilyn Smith/Sunflower Inv.	Sept. 28-29	3	2nd	13	-	+40	308-305-291=904	11-1
Mercedes Benz Intercollegiate	Oct. 16-18	3	14th	18	-	+56	304-309-307=920	4-13
Las Vegas Collegiate Showdown	Oct. 26-28	3	5th	17	-	+32	-299-302-303=896	12-4
Central District Invitational	Feb. 22-23	3	8th	15	-	+36	-303-293-304=900	7-7
Kinderlou Challenge	Feb. 28-M. 2	3	13th	18	-	+50	308-313-305=926	5-12
Tiger/Wave Golf Classic	March 12-14	3	12th	23	-	+59	314-316-293=923	11-11
Liz Murphey Collegiate Classic	March 26-28	3	3rd	22	-	+48	312-303-297=912	19-2
Bryan National Collegiate	April 2-4	3	13th	18	-	+39	306-300-297=903	5-12
SEC Championship	April 16-18	3	3rd	12	-	+7	280-288-291=859	9-2
NCAA West Regional	May 6-8	3	13th	24	-	+59	309-299-304=911	11-12



Assistant coach Mike Adams, Corinna Rees, Tiffany Phelps, Alex Schulte, Emma Lavy, Kristin Ingram, Rachel Carpenter, Meagan Roberts, Victoria Vela, Katy Nugent, Kelli Shean, head coach Shauna Estes-Taylor.

SEPT. 19-20, 2009 -- BRANCH LAW FIRM/DICK MCGUIRE INVITATIONAL
UNM CHAMPIONSHIP COURSE -- ALBUQUERQUE, N.M.
PAR 73, YARDS 6,157

Arkansas	300	303	305	908	+32	13
Kelli Shean	75	70	76	221	+2	T17
Kristin Ingram	79	77	73	229	+10	T54
Tiffany Phelps	78	76	77	231	+12	T62
Alexandrea Schulte	72	80	79	231	+12	T62
Corinna Rees	75	80	79	234	+15	T76

SEPT. 28-29, 2009 -- MARILYNN SMITH SUNFLOWER INV.
COLBERT HILLS COURSE -- MANHATTAN, KAN.
PAR 72

Arkansas	308	305	291	904	+40	2
Kelli Shean	74	68	67	209	-7	1
Kristin Ingram	79	75	75	229	+13	T4
Alexandrea Schulte	78	77	77	232	+16	T10
Katy Nugent	77	85	72	234	+18	T14
Tiffany Phelps W (Illness)	-	-	-	-	-	-
Corinna Rees (I)	79	77	75	231	+15	T7

OCT. 14-16, 2009 -- MERCEDES BENZ COLLEGIATE CLASSIC
FOX DEN COUNTRY CLUB -- KNOXVILLE, TENN.

Arkansas	304	309	307	920	+56	14
Kelli Shean	73	75	76	224	+8	T20
Katy Nugent	76	78	77	231	+15	T55
Alex Schulte	76	80	77	233	+17	T62
Kristin Ingram	79	78	77	234	+18	T66
Victoria Vela	79	78	81	238	+22	T80
Corinna Rees (I)	77	73	77	227	+11	T29

OCT. 26-28, 2009 -- LAS VEGAS COLLEGIATE SHOWDOWN
BOULDER CITY GOLF COURSE -- BOULDER CITY, NEV.

Arkansas	291	302	303	896	+32	5
Kelli Shean	67	74	72	213	-3	3
Katy Nugent	78	72	75	225	+9	T22
Kristin Ingram	72	78	78	228	+12	T36
Alex Schulte	74	78	80	232	+16	T57
Corinna Rees	79	78	78	235	+19	T69

FEB. 22-23, 2010 -- CENTRAL DISTRICT INVITATIONAL
RIVER WILDERNESS CC AND RESORT -- PARRISH, FLA.
PAR 72, YARDS 6,099

45 Arkansas	303	293	304	900	+36	8
Kelli Shean	71	69	76	216	E	3
Kristin Ingram	78	76	74	228	+12	T35
Alex Schulte	76	76	78	230	+14	T44
Victoria Vela	79	72	79	230	+14	T44
Corinna Rees	78	78	76	232	+16	56

MARCH 1-2, 2010 -- KINDERLOU FOREST CHALLENGE
KINDERLOU FOREST GOLF COURSE -- VALDOSTA, GA.

41 Arkansas	308	313	305	926	+50	13
Kelli Shean	74	76	72	222	+3	T7
Victoria Vela	77	76	76	229	+10	T32
Corinna Rees	80	81	78	239	+20	T64
Meagan Roberts	77	83	79	239	+20	T64
Kristin Ingram	83	80	84	247	+28	T81

MARCH 12-14, 2010 -- TIGER/WAVE GOLF CLASSIC
ENGLISH TURN GOLF & CC -- NEW ORLEANS, LA.

Arkansas	314	316	293	923	+59	12
Victoria Vela	77	81	69	227	+11	T24
Kelli Shean	78	75	75	228	+12	T31
Corinna Rees	79	80	77	236	+20	T64
Tiffany Phelps	85	80	72	237	+21	T74
Kristin Ingram	80	82	78	240	+24	T86

MARCH 26-28, 2010 -- LIZ MURPHEY COLLEGIATE CLASSIC
UGA GOLF COURSE -- ATHENS, GA.

Arkansas	312	303	297	912	+48	3
Kelli Shean	78	72	74	224	+8	5
Kristin Ingram	79	74	74	227	+11	T13
Victoria Vela	79	78	72	229	+13	T20
Corinna Rees	76	83	77	236	+20	T53
Tiffany Phelps	82	79	77	238	+22	T61

APRIL 2-4, 2010 -- BRYAN NATIONAL COLLEGIATE
BRYAN PARK CHAMPIONS COURSE -- BROWN SUMMIT, N.C.
PAR 72, YARDS 6,323

Arkansas	306	300	297	903	+39	13
Kelli Shean	72	77	72	221	+5	T14
Kristin Ingram	78	68	77	223	+7	T26
Victoria Vela	78	77	74	229	+13	T54
Corinna Rees	80	78	75	233	+17	T67
Tiffany Phelps	78	84	76	238	+22	T84

APRIL 16-18, 2010 -- SEC CHAMPIONSHIP
NORTHRIVER YACHT CLUB -- TUSCALOOSA, ALA.

Arkansas	280	288	291	859	+7	3
Kelli Shean	69	71	70	210	-3	4
Kristin Ingram	71	72	70	213	E	T10
Victoria Vela	70	73	76	219	+6	T24
Alex Schulte	70	72	78	220	+7	T28
Tiffany Phelps	74	73	75	222	+9	T31

MAY 6-8, 2010 -- NCAA WEST REGIONAL CHAMPIONSHIP
STANFORD UNIV. GOLF COURSE -- PALO ALTO, CALIF.

35 Arkansas	308	299	304	911	+59	13
Victoria Vela	77	77	73	227	+14	T38
Alex Schulte	78	72	77	227	+14	T38
Kelli Shean	73	80	77	230	+17	T56
Tiffany Phelps	80	76	77	233	+20	T72
Kristin Ingram	83	74	79	236	+23	T85

2008-09 INDIVIDUAL RESULTS

Player	Low Tournaments						Rds In	Par/-	#	Finish Top				W-L	W-L%	Rel. To Par	Avg.	Career						
	Rnds	Strokes	72	54	36	18				60s	Rnds	Events	1					5	10	W-L	W-L%	To Par	Avg.	Rnds
Lucy Nunn	28	2,062	-	209	140	68	2	8	10	1	2	3	-	-	1.89	73.64	-	-	-	-	-	-	-	-
Kristin Ingram	28	2,090	-	211	140	70	-	7	10	-	2	3	-	-	2.86	74.64	-	-	-	-	-	-	-	
Kelli Shean	28	2,094	-	216	145	71	-	5	10	-	-	1	-	-	3.00	74.79	-	-	-	-	-	-	-	
Alex Schulte	28	2,110	-	220	146	69	1	5	10	-	-	-	-	-	3.61	75.36	-	-	-	-	-	-	-	
Katy Nugent	28	2,171	-	221	149	76	-	1	10	-	-	-	-	-	5.75	77.54	-	-	-	-	-	-	-	
Tiffany Phelps	6	479	-	236	154	74	-	0	2	-	-	-	-	-	7.83	79.83	-	-	-	-	-	-	-	
TEAM	28	8,312	-	869	581	282	-	3	10	-	3	7	88-68-4	.563	9.71	296.86	-	-	-	-	-	-	-	-

TEAM RESULTS

Tournament	Dates	Rounds	Place	Teams	Players	+/-	Score	W-L
NCAA Preview	Sept. 7-8	3	11th	15	-	+60	310-306-308=924	4-10
Mason Rudolph Champ.	Sept. 26-28	3	12th	17	-	+33	298-299-300=897	5-11
Mercedes Benz Collegiate	Oct. 10-12	3	6th	18	-	+21	303-291-291=885	12-5
Peg Barnard Invitational	Oct. 17-19	3	T8th	16	-	+20	282-299-291=872	7-7-1
LSU/Cleveland Golf Classic	March 13-15	3	4th	18	-	+5	298-284-287=869	14-3
Betsy Rawls Longhorn	March 20-22	3	3rd	17	-	+16	288-294-298=880	14-2
Liz Murphey Coll. Classic	March 27-29	2	14th	18	-	+22	RO-RO-310=310	4-13
Bryan National Collegiate	April 3-5	3	T9th	18	-	+51	310-305-300=915	8-8-1
SEC Championship	April 17-19	3	T2nd	12	-	+26	295-287-296=878	9-1-1
NCAA West Regionals	May 7-9	3	T9th	21	-	+18	289-296-297=882	11-8-1

*Shortened due to weather
!Lost playoff



Front row (L-R): Katy Nugent, Lucy Nunn, Alex Schulte, Kristin Ingram, Kelli Shean. Back row (L-R): assistant coach Mike Adams, Corinna Rees, Tiffany Phelps, Tanica van As, Natalie Beach, head coach Shauna Taylor.

SEPT. 7-8, 2008 -- 2008 NCAA PREVIEW
CAVES VALLEY GOLF CLUB -- OWNINGS MILLS, MD.
PAR 72, YARDS 6,216

Arkansas	310	306	308	924	+60	11
Lucy Nunn	74	74	78	226	+10	T30
Kelli Shean	80	78	72	230	+14	T39
Katy Nugent	82	76	77	235	+19	T52
Kristin Ingram	76	78	81	235	+19	T52
Alex Schulte	80	78	84	242	+26	60

SEPT. 26-28, 2008 -- MASON RUDOLPH CHAMPIONSHIP
THE LEGENDS CLUB -- FRANKLIN, TENN.
PAR 72, YARDS 6,262

Arkansas	298	299	300	897	+33	12
Lucy Nunn	73	75	73	221	+5	T23
Alex Schulte	69	77	78	224	+8	T39
Kelli Shean	79	76	72	227	+11	T50
Kristin Ingram	78	75	77	230	+14	T60
Katy Nugent	78	73	82	233	+17	T70

OCT. 10-12, 2008 -- MERCEDES BENZ INTERCOLLEGIATE
FOX DEN COUNTRY CLUB -- KNOXVILLE, TENN.
PAR 72, YARDS 6,058

Arkansas	303	291	291	885	+21	6
Kelli Shean	75	71	70	216	E	T8
Katy Nugent	76	73	72	221	+5	T25
Kristin Ingram	74	74	77	225	+9	T36
Alex Schulte	78	73	75	226	+10	T43
Lucy Nunn	80	77	74	231	+15	T65
Tiffany Phelps#	80	74	82	236	+20	T79

OCT. 17-19, 2008 -- THE STANFORD INTERCOLLEGIATE
STANFORD GOLF COURSE -- STANFORD, CALIF.
PAR, 71, YARDS 6,092

Arkansas	282	299	291	872	+20	T8
Kristin Ingram	70	70	71	211	-2	T5
Alex Schulte	71	76	73	220	+7	T38
Kelli Shean	71	74	75	220	+7	T38
Lucy Nunn	70	79	72	222	+9	T48
Katy Nugent	76	84	78	238	+25	T85

MARCH 13-15, 2009 -- LSU/CLEVELAND CLASSIC
UNIVERSITY CLUB, BATON ROUGE, LA.
PAR, 72, YARDS 6,424

Arkansas	298	284	287	869	+5	4
Lucy Nunn	72	68	69	209	-7	T1*
Kristin Ingram	75	73	72	220	+4	T28
Alex Schulte	77	71	72	220	+4	T28
Kelli Shean	76	72	74	222	+6	T43
Katy Nugent	75	74	79	228	+12	T66

*won playoff

MARCH 20-22, 2009 -- BETSY RAWLS LONGHORN CLASSIC
UNIVERSITY OF TEXAS GOLF COURSE -- AUSTIN, TEXAS
PAR, 72, YARDS 6,324

19 Arkansas	288	294	298	880	+16	3
Lucy Nunn	70	70	73	213	-3	2
Kristin Ingram	73	72	75	220	+4	T10
Kelli Shean	71	77	73	221	+5	13
Alex Schulte	74	75	80	229	+13	T36
Katy Nugent	76	79	77	232	+16	T41
Tiffany Phelps (I)	81	80	82	243	+27	T75

MARCH 27-29, 2009 -- LIZ MURPHEY COLLEGIATE CLASSIC
UGA GOLF COURSE -- ATHENS, GA.
PAR 72, YARDS 6,335

Arkansas	310	+22	14
Kristin Ingram	75	+3	T13
Lucy Nunn	76	+4	T19
Alex Schulte	79	+7	T50
Kelli Shean	80	+8	T60
Katy Nugent	83	+11	T79

APRIL 3-5, 2009 -- BRYAN NATIONAL INTERCOLLEGIATE
BRYAN PARK -- BROWNS SUMMITT, N.C.
PAR 72 || YARDS 6,386

23 Arkansas	310	305	300	915	+51	T9
Alex Schulte	77	75	74	226	+10	T13
Lucy Nunn	76	77	76	229	+13	T32
Kelli Shean	80	77	76	233	+17	T52
Kristin Ingram	78	82	74	234	+18	T59
Katy Nugent	79	76	80	235	+19	T63

APRIL 17-19, 2009 -- SEC CHAMPIONSHIP
UNIVERSITY CLUB -- BLYTHEVILLE, S.C.
PAR 72, YARDS 6,204

17 Arkansas	295	287	296	878	+26	T2
Kristin Ingram	73	70	73	216	E	T4
Lucy Nunn	70	70	77	217	+4	T6
Alex Schulte	76	72	73	221	+8	T17
Kelli Shean	76	75	73	224	+11	T26
Katy Nugent	78	80	79	237	+24	T51

MAY 7-9, 2009 -- NCAA WEST REGIONAL CHAMPIONSHIP
KARSTEN GOLF COURSE -- TEMPE, ARIZ.
PAR 72, YARDS 6,230

16 Arkansas	289	296	297	882	+18	T9
Lucy Nunn	72	72	75	219	+3	T23
Kelli Shean	73	74	74	221	+5	T32
Alex Schulte	75	77	71	223	+7	T43
Kristin Ingram	72	75	77	224	+8	T51
Katy Nugent	72	75	82	229	+13	T71

Individual

2006-07 INDIVIDUAL RESULTS

Player	Low Tournaments						Rds In	Par/-	#	Finish Top			W-L	W-L%	Rel. To Par	Avg.	Career				
	Rnds	Strokes	72	54	36	18				60s	Rnds	Events					1	5	10	Rnds	Strokes
Stacy Lewis	34	2533	-	207	-	66	6	-	12	3	3	6	-	-	0.74 (25)	72.37					
Lucy Nunn	33	2493	-	217	-	70	0	-	11	0	-	2	-	-	3.91 (122)	75.55					
Alex Schulte	28	2144	-	222	-	70	0	-	10	0	-	-	-	-	4.89 (137)	76.57					
Ashley Medders	27	2072	-	223	-	70	0	-	9	0	-	-	-	-	5.00 (137)	76.74					
Kristin Ingram	18	1398	-	225	-	71	0	-	6	0	-	-	-	-	6.00 (108)	77.67					
Corinna Rees	18	1435	-	227	-	73	0	-	6	0	-	-	-	-	8.39 (151)	79.72					
Whitney Sylvan	9	726	-	232	-	74	0	-	3	0	-	-	-	-	8.67 (78)	80.67					
Tanica van As	9	738	-	236	-	81	0	-	3	0	-	-	-	-	10.33 (93)	82.00					
Totals	33	9941	-	869	-	278	0	-	11	0	4	9	89-72-1	.553	14.36 (474)	301.24					
	173	13,257	-	-	-	-	-	-	11	-	-	-	-	-	-	-					

TEAM RESULTS

Tournament	Dates	Rounds	Place	Teams	Players	+/-	Score	W-L
Mason Rudolph Championship	Sept. 15-17	3	12	15	-	+38	300-306-296=902	3-11
NCAA Fall Preview	Sept. 22-24	3	13	18	-	+41	307-297-301=905	5-12
Mercedes Benz Collegiate Classic	Oct. 13-15	3	4	15	-	+42	303-296-295=894	11-3
Peg Barnard Invitational	Oct. 20-23	3	10	15	-	+34	305-291-290=886	5-9
Central District Invitational	Feb. 19-20	3	17	14	-	+50	308-303-303=914	6-6-1
UCF Invitational	March 5-6	3	10	13	-	+64	312-312-304=928	3-9
Betsy Rawls Longhorn Invitational	March 18-20	3	4	14	-	+59	306-309-308=923	10-3
Liz Murphey Collegiate Classic	March 23-25	3	3	18	-	+45	300-297-300=897	15-2
Susie Maxwell Barning Classic	April 7-8	3	2	18	-	+5	292-278-299=869	16-1
SEC Championship	April 20-22	3	9	12	-	+42	296-299-311=906	3-8
NCAA Central Regional Champ.	May 10-12	3	9	21	-	+42	291-301-314=906	12-8



Back Row (L-R): assistant coach Shauna Estes, head coach Kelley Hester. Seated (L-R): Ashley Medders, Lucy Nunn, Corinna Rees, Tiffany Phelps, Alex Schulte, Stacy Lewis, Whitney Sylvan, Tanica van As.

SEPT. 15-17, 2006 -- MASON RUDOLPH CHAMPIONSHIP IRONHORSE AT LEGENDS CLUB -- FRANKLIN, TENN.

PAR 72, YARDS 6,217

Arkansas	300	306	296	902	+38	12
Stacy Lewis	76	71	70	217	+1	T11
Lucy Nunn	74	80	75	229	+13	T50
Alex Schulte	73	78	78	229	+13	T50
Ashley Medders	77	82	73	232	+16	T62
Whitney Sylvan	84	77	82	243	+27	T77
Corinna Rees	81	80	84	245 (I)	+29	T79

SEPT. 22-24, 2006 -- NCAA FALL PREVIEW

LEGENDS COURSE AT LPGA INTERNATIONAL -- DAYTONA BEACH, FLA.

PAR 72, YARDS 6,315

Arkansas	307	297	301	905	+41	13
Stacy Lewis	78	75	71	224	+8	T29
Lucy Nunn	75	76	73	224	+8	T29
Ashley Medders	77	71	79	227	+11	T40
Alex Schulte	77	75	78	230	+14	T52
Tanica van As	81	84	87	252	+36	T89

OCT. 13-15, 2006 -- MERCEDES BENZ CLASSIC

CHEROKEE CC -- FRANKLIN, TENN.

PAR 71, YARDS 5,932

Arkansas	303	296	295	894	+42	4
Stacy Lewis	79	69	70	218	+2	T5
Lucy Nunn	74	76	71	221	+5	13
Alex Schulte	70	79	74	223	+7	T15
Corinna Rees	80	74	80	234	+18	T48
Ashley Medders	85	77	81	243	+27	T70
Tanica van As	82	82	86	250 (I)	+34	T77

OCT. 20-23, 2006 -- PEG BARNARD INVITATIONAL

STANFORD GOLF COURSE -- PALO ALTO, CALIF.

PAR 71, YARDS 5,985

Arkansas	305	291	290	886	+34	10
Stacy Lewis	71	67	69	207	+6	T1
Ashley Medders	78	737	73	224	+11	T40
Lucy Nunn	77	76	72	225	+12	T43
Alex Schulte	79	75	76	230	+17	T51
Corinna Rees	80	76	84	240	+27	T66

FEB. 19-20, 2007 -- CENTRAL DISTRICT INVITATIONAL

RIVER WILDERNESS GOLF COURSE -- PARRISH, FLA.

PAR 72, YARDS 6,099

Arkansas	308	303	303	914	+50	T7
Stacy Lewis	76	76	76	228	+12	T22
Ashley Medders	77	76	75	228	+12	T22
Alex Schulte	81	74	75	230	+14	T30
Lucy Nunn	77	77	77	231	+15	T36
Tanica van As	78	79	79	236	+20	T53

MARCH 5-6, 2007 -- UCF INVITATIONAL

GRAND CYPRESS RESORT -- GRAND CYPRESS, FLA.

PAR 72, YARDS 6,223

Arkansas	312	312	304	928	+64	10
Stacy Lewis	76	77	72	225	+9	T15
Lucy Nunn	79	78	72	229	+13	T29
Alex Schulte	78	78	80	236	+20	T46
Kristin Ingram	79	79	80	238	+22	54
Whitney Sylvan	85	85	81	251	+35	69

MARCH 18-20, 2007 -- BETSY RAWLS LONGHORN INV.

UNIVERSITY OF TEXAS GOLF CLUB -- AUSTIN, TEXAS

PAR 72, YARDS 6,290

No. 24 Arkansas	306	309	308	923	+59	4
Stacy Lewis	76	72	70	218	+2	2
Lucy Nunn	70	77	77	224	+8	T8
Ashley Medders	78	79	81	238	+22	T36
Kristin Ingram	72	71	80	243	+27	T56
Corinna Rees (I)	89	79	77	245	+29	T61
Alex Schulte	82	WD (injury)		DNF		

MARCH 23-25, 2007 -- LIZ MURPHEY COLLEGIATE CLASSIC

UGA GOLF COURSE -- ATHENS, GA.

PAR 71

Arkansas	300	297	300	897	+45	3
Stacy Lewis	74	74	72	220	+7	T10
Lucy Nunn	72	75	76	223	+10	15
Ashley Medders	79	71	76	226	+13	T24
Kristin Ingram	75	77	76	228	+15	T33
Corinna Rees	79	81	84	244	+31	T81

APRIL 7-8, 2007 -- SUSIE MAXWELL BERNING CLASSIC

JIMMIE AUSTIN GOLF COURSE -- NORMAN, OKLA.

PAR 72, YARDS 6,013

Arkansas	292	278	299	869	+5	2
Stacy Lewis	67	67	74	208	-8	1
Lucy Nunn	75	70	72	217	+1	T10
Ashley Medders	78	70	75	223	+7	T22
Kristin Ingram	74	71	80	225	+9	T34
Alexandra Schulte	73	78	227	+11	T46	
Whitney Sylvan	79	74	79	232 (Ind.)	+16	T61

APRIL 20-22, 2007 -- SEC CHAMPIONSHIP

OLD WAVERLY GC -- WEST POINT, MISS.

PAR 72

No. 25 Arkansas	296	299	311	906	+42	9
Alex Schulte	74	72	76	222	+6	T14
Kristin Ingram	73	76	79	228	+8	T30
Lucy Nunn	76	79	76	231	+11	T37
Ashley Medders	79	72	80	231	+11	T37
Stacy Lewis	73	WD	-	DNF		

MAY 10-12, 2007 -- NCAA CENTRAL REG. CHAMPIONSHIP

UNI. OF MICHIGAN GOLF COURSE -- ANN ARBOR, MICH.

PAR 72

Arkansas	291	301	314	906	+42	9
Stacy Lewis	70	72	71	213	-3	T3
Corinna Rees	73	77	77	227	+11	T33
Alexandra Schulte	77	78	80	235	+19	T67
Kristin Ingram	76	74	86	236	+20	T71
Lucy Nunn	72	79	88	239	+23	T81

MAY 22-25, 2007 -- NCAA CHAMPIONSHIP

LPGA INTERNATIONAL -- DAYTONA BEACH, FLA.

PAR 72, YARDS 6,351

Individual Only

Stacy Lewis	71	71	74	66	282 (+6)	1
-------------	----	----	----	----	----------	---

2005-06 INDIVIDUAL RESULTS

Player	Low Tournaments						Rds in	Par/-	#	Finish	Top	W-L	W-L%	Rel. To Par	Avg.	Career									
	Rnds	Strokes	72	54	36	18										60s	Rnds	Events	1	5	10	W-L	W-L%	To Par	Avg.
Stacy Lewis	34	2527	294	215	-	66	1	10	11	0	3	5		2.50 (85)	74.32										
Amanda McCurdy	34	2538	301	213	-	68	4	7	11	2	3	4		2.82 (96)	74.65										
Courtney Mahon	34	2597	316	215	-	71	0	2	11	0	1	1		4.56 (155)	76.38										
Ashley Medders	27	2070	304	212	-	69	1	4	9	1	1	1		4.56 (123)	76.67										
Lindsey Hinshaw	34	2639	308	225	-	72	0	1	11	0	-	-		5.79 (197)	77.62										
Lucy Nunn	12	941	-	226	-	72	0	-	4	0	-	-		6.42 (77)	78.42										
Sarah Trew	9	706	-	229	-	73	0	-	3	0	-	-		6.78 (61)	78.44										
Whitney Sylvan	3	246	-	246	-	77	0	-	1	0	-	-		10.00 (30)	82.00										
Totals	34	10211	1205	876	-			1	11	1	6	11	120-52-1	.697	13.02 (443)	300.3									

TEAM RESULTS

Tournament	Dates	Rounds	Place	Teams	Players	+/-	Score	W-L
Mason Rudolph Champ.	Sept. 23-25	3	3	15	-	+20	291-296-297=884	12-2
Tyson/Embassy Suites Invite	Oct. 16-18	3	1	16	-	+12	291-299-286=876	15-0
Mercedes-Benz Collegiate	Oct. 21-23	3	3	14	-	+37	300-299-290=889	11-2
Las Vegas Collegiate Showdown	Oct. 31-Nov. 1	3	6	16	-	+18	294-295-293=882	9-6
Hooters Match Play	Nov. 11-13	Cons. B Winners 4-1						
Northrop Grumman Chall.	Feb. 13-15	3	9	14	-	+70	309-305-308=922	5-8
2006 Lady Puerto Rico Invite	Feb. 24-26	3	3	16	-	+24	298-294-296=888	13-2
Texas A&M "Mo" Morial	March 10-12	3	T1	18	-	+59	307-301-315=923	16-0-1
Liz Murphey Coll. Classic	March 24-26	3	9	18	-	+70	324-309-301=934	8-9
SEC Championship	April 15-17	3	5	12	-	+33	304-297-296=897	4-7
NCAA West Regional	May 5-7	3	8	21	-	+47	299-307-305=911	13-7
NCAA Championship	May 17-20	4	10	24	-	+53	299-313-298-295=1205	14-9



Front row (L-R): Stacy Lewis, Sarah Trew, Whitney Sylvan, Lindsay Hinshaw, Amanda McCurdy, Ashley Medders, Lucy Nunn. Second row (L-R): assistant Coach Shauna Estes, head coach Kelley Hester, Courtney Mahon, Brittany Lavy.

SEPT. 23-25, 2005 -- MASON RUDOLPH CHAMPIONSHIP IRONHORSE AT THE LEGENDS -- NASHVILLE, TENN.

PAR 72 -- 6217 YARDS

Arkansas	291	296	297	884	+20	3
Courtney Mahon	74	73	74	221	+5	T12
Amanda McCurdy	77	74	72	223	+7	T16
Stacy Lewis	70	77	77	224	+8	T21
Lucy Nunn	72	72	82	226	+10	T26
Ashley Medders	75	79	74	228	+12	T30
Lindsey Hinshaw#	76	78	82	236	+20	T66

OCT. 16-18, 2005 -- TYSON/EMBASSY SUITES INVITATIONAL PINNACLE COUNTRY CLUB -- ROGERS, ARK.

PAR 72 -- 6201 YARDS

Arkansas	291	299	286	876	+12	1
Ashley Medders#	72	71	69	212	-4	1
Stacy Lewis	72	73	70	215	-1	T2
Courtney Mahon	71	71	73	215	-1	T2
Amanda McCurdy	72	78	68	218	+2	5
Sarah Trew	76	77	76	229	+13	T20
Lindsey Hinshaw	76	79	75	230	+14	T28
Lucy Nunn#	78	74	89	241	+25	T64
Whitney Sylvan#	77	88	81	246	+30	T72

OCT. 21-23, 2005 -- MERCEDES-BENZ COLLEGIATE CLASSIC CHEROKEE GOLF COURSE -- KNOXVILLE, TENN.

PAR 71 -- 5932 YARDS

Arkansas	300	299	290	889	+37	3
Amanda McCurdy	70	74	69	213	E	1
Stacy Lewis	75	75	71	221	+7	T7
Courtney Mahon	76	73	77	226	+12	T18
Lindsey Hinshaw	79	83	73	235	+21	T52
Ashley Medders	79	77	79	235	+21	T52
Sarah Trew#	79	77	73	229	+16	T30

OCT. 31-NOV. 2, 2005 -- LAS VEGAS FOUNDERS SHOWDOWN ANTHEM COUNTRY CLUB -- HENDERSON, NEV.

PAR 72 -- 6,207 YARDS

Arkansas	294	295	293	882	+18	6
Courtney Mahon	73	73	73	219	+3	T21
Stacy Lewis	73	75	72	220	+4	T24
Amanda McCurdy	72	73	76	221	+5	T28
Ashley Medders	77	74	72	223	+7	T35
Lindsey Hinshaw	76	75	78	229	+13	T53

NOV. 11-13, 2005 -- HOOTERS MATCH PLAY CHAMPIONSHIP LAS COLINAS AT MISSION INN -- HOWE-IN-THE-HILLS, FLA.

PAR 72

First Round, Nov. 11 | (3) Arkansas def. (14) Furman, 4-1-0
Kathleen Ekey, Furman def. Sarah Trew, Ark, 3 and 2
Ashley Medders, Ark def. Blair Lamb, Furman, 1-up
Amanda McCurdy, Ark def. Theresa Paik, Furman, 3 and 2
Stacy Lewis, Ark def. Monique Gesualdi, Furman, 3 and 2
Courtney Mahon, Ark def. Connor Atkinson, Furman, 4 and 2

Second Round, Nov. 12 | (6) Texas A&M def. (3) Arkansas, 3-2-0
Ashley Knoll, TAMU def. Lucy Nunn, Ark, 1-up
Christa Spedding, TAMU def. Ashley Medders, Ark, 4 and 3
Amanda McCurdy, Ark def. Brenda Norris, TAMU, 3 and 2
Janet DeGroat, TAMU def. Stacy Lewis, Ark, 1-up
Courtney Mahon, Ark def. Lauren Johnson, TAMU, 2 and 1

Third Round, Nov. 12 | (3) Arkansas def. (10) Stanford, 3-2-0
Amanda McCurdy, Ark def. Lauren Todd, Stan, 5 and 3
Stacy Lewis, Ark def. Ki-Shui Liao, Stan, 4 and 3
Kelly Husted, Stan def. Courtney Mahon, Ark, 1-up
Lucy Nunn, Ark def. Stephanie Lue, Stan, 3 and 2
Mari Chun, Stan def. Sarah Trew, Ark, 4 and 3

Fourth Round, Nov. 13 | WINNERS CONSOLATION B FINAL

(3) Arkansas def. (5) Southern California, 3-1-1
Amanda McCurdy, Ark def. Allison Schaeppner, USC, 6 and 4
Stacy Lewis, Ark def. Irene Cho, USC, 3 and 2
Courtney Mahon, Ark halved Veronica Felber, USC
Lucy Nunn, Ark def. Dewi Schreefel, USC, 3 and 1
Catalina Marin, USC def. Ashley Medders, Ark, 4 and 3

FEB. 13-15, 2006 -- NORTHROP GRUMMAN REGIONAL CHALLENGE PALOS VERDES GOLF COURSE -- PALOS VERDES, CALIF.

PAR 71 -- 5,932 YARDS

Arkansas	309	305	308	922	+70	9
Amanda McCurdy	75	77	76	228	+15	T20
Stacy Lewis	78	74	77	229	+16	T22
Courtney Mahon	80	74	78	232	+19	T31
Lindsey Hinshaw	78	80	77	235	+22	T41
Ashley Medders	78	85	83	246	+33	68

FEB. 24-26, 2006 -- LADY PUERTO RICO INVITATIONAL COCA BEACH GOLF COURSE -- RIO GRANDE, PUERTO RICO

PAR 72 -- 6,219 YARDS

Arkansas	298	294	296	888	+24	3
Amanda McCurdy	72	68	74	214	-2	1
Stacy Lewis	76	72	72	220	+4	T4
Lucy Nunn	76	75	75	226	+10	T25
Lindsey Hinshaw	79	79	75	233	+19	T45
Courtney Mahon	74	79	84	237	+23	T52

2006 TEXAS A&M "MO" MORIAL INVITATIONAL TRADITIONS GOLF CLUB -- COLLEGE STATION, TEXAS

PAR 72, 6,255 YARDS

Arkansas	307	301	315	923	+59	T1
Stacy Lewis	75	72	79	226	+10	3
Amanda McCurdy	74	73	82	229	+13	T6
Lindsey Hinshaw	78	77	80	235	+19	T17
Courtney Mahon	80	80	77	237	+21	T21

Ashley Medders	80	79	79	238	+22	T24
Lucy Nunn#	84	81	83	248	+32	T59

MARCH 24-26, 2006 -- LIZ MURPHEY COLLEGIATE CLASSIC UGA GOLF COURSE -- ATHENS, GA.

PAR 72, 6,228 YARDS

Arkansas	324	309	301	934	+70	9
Stacy Lewis	86	72	73	231	+15	T21
Courtney Mahon	81	74	78	233	+17	T30
Amanda McCurdy	76	84	76	236	+20	T43
Lindsey Hinshaw	81	82	74	237	+21	T47
Sarah Trew	89	81	78	248	+32	T80

APRIL 14-16, 2006 -- 2006 SEC CHAMPIONSHIP IRONHORSE AT VU LEGENDS CLUB -- FRANKLIN, TENN.

PAR 72 -- 6,217 YARDS

Arkansas	304	297	296	897	+33	5
Amanda McCurdy	73	78	73	224	+8	T18
Lindsey Hinshaw	77	76	72	225	+9	T21
Stacy Lewis	75	74	76	225	+9	T21
Courtney Mahon	79	74	75	228	+12	T30
Ashley Medders	82	73	76	231	+15	T38

2006 NCAA WEST REGION CHAMPIONSHIP

WASHINGTON NATIONAL GOLF COURSE -- AUBURN, WASH.

PAR 72, 6,289 YARDS

Arkansas	299	307	305	911	+47	8
Stacy Lewis	77	74	71	222	+6	T11
Amanda McCurdy	69	79	83	231	+15	T40
Courtney Mahon	81	77	75	233	+17	T52
Lindsey Hinshaw	77	77	82	236	+20	T66
Ashley Medders	76	D	77	153	-	108

2006 NCAA CHAMPIONSHIP

THE OHIO STATE GOLF CLUB - SCARLET COURSE -- COLUMBUS, OHIO

PAR 72, 6,203 YARDS

Arkansas	299	313	298	295	1205	+53	10
Stacy Lewis	76	76	76	66	294	+6	T9
Amanda McCurdy	75	77	73	76	301	+13	T38
Ashley Medders	74	77	75	78	304	+16	T53
Lindsey Hinshaw	76	83	74	75	308	+20	T75
Courtney Mahon	74	83	78	81	316	+29	T105

Individual

2004-05 INDIVIDUAL RESULTS

Player	Low Tournaments					Rds in 60s	Par/- Rnds	# Events	Finish Top			W-L	W-L%	Rel. To Par	Avg.	Career				
	Rnds	Strokes	72	54	36				18	1	5					10	Rnds	Strokes	LowRnd	W-L
Stacy Lewis	28	2072		214*	140	67*		10			7		2.21	74.00						
Amanda McCurdy	28	2125		217	145	71		10		4		4.11	75.89							
Gena Johnson	21	1625		223	150	70		7		-		5.57	77.38							
Courtney Mahon	25	1943		225	152	73		9		-		5.96	77.72							
Sarah Trew	17	1352		229	151	73		6		-		7.88	79.53							
Lindsey Hinshaw	19	1514		231	151	73		7		-		7.69	79.68							
Lina Axelsson	8	638		234	154	75		3		-		7.75	79.75							
Ashley Medders	8	657		240	161	79		3		-		10.50	82.13							
TEAM	28	8509		881	588			10		9		292	303.89							

TEAM RESULTS

Tournament	Dates	Rounds	Place	Teams	Players	+/-	Score
Branch Law Firm/Dick McGuire Inv.	Sept. 13-15	3	5	17	-	-	299-296-295=890
Jeannine McHoney Invitational	Sept. 24-26	2	5	18	-	-	301-301=602
Mercedes-Benz Collegiate	Oct. 8-10	3	6	17	-	-	289-310-300=899
Lady Razorback Invitational	Oct. 17-19	3	3	19	-	-	303-310-307=920
Central District Invitational	Feb. 21-22	3	2	15	-	-	296-293-292=881
SunTrust Lady Gator Invitational	March 4-6	3	T9	18	-	-	303-312-314=929
Betsy Rawls Longhorn Invite	March 11-13	3	5	17	-	-	309-302-316=927
Liz Murphey Coll. Classic	March 25-27	3	11	18	-	-	306-313-306=925
BYU Dixie Classic	April 4-5	2	2	14	-	-	330-R0-301=631
SEC Championship	April 15-17	3	3	12	-	-	301-309-295=905
NCAA Central Regional	May 5-7	3	8	12	-	-	300-311-304=915
NCAA Championship	May 17-19	4	T11	24	-	-	296-307-293-301=1197



Kneeling (L-R): Lindsay Hinshaw, Amanda McCurdy. Standing (L-R): assistant coach Shauna Estes, Sarah Trew, Courtney Mahon, Stacy Lewis, Whitney Sylvan, Lina Axelsson, Ashley Medders, Brittany Lavy, Gena Johnson. Back Row: head coach Kelley Hester.

SEPT. 13-15, 2004 -- BRANCH LAW FIRM/DICK MCGUIRE INV. UNM CHAMPIONSHIP COURSE -- ALBUQUERQUE, N.M.
PAR 73, YARDS 6,069

Arkansas	299	296	295	890	+14	5
Stacy Lewis	76	70	70	216	-3	T4
Amanda McCurdy	74	74	72	220	+1	T10
Sarah Trew	74	77	77	228	+9	T36
Courtney Mahon	75	78	78	231	+12	T52
Lindsey Hinshaw	80	75	76	231	+12	T52

FEB. 21-22, 2005 -- CENTRAL DISTRICT INVITATIONAL RIVER WILDERNESS GOLF AND CC -- PARRISH, FLA.
PAR 72, YARDS 6,113

Arkansas	296	293	292	881	+17	2
Stacy Lewis	72	70	74	216	E	T1
Amanda McCurdy	71	75	71	217	+1	3
Gena Johnson	75	75	74	224	+8	T16
Courtney Mahon	78	73	74	225	+9	T19
Sarah Trew	80	76	73	229	+13	T30

APRIL 4-5, 2005 -- BYU DIXIE CLASSIC ENTRADA AT SNOW CANYON -- ST. GEORGE, UTAH
PAR 72, YARDS 6,151

Arkansas	330	301	631	+55	2
Stacy Lewis	84	70	154	+10	T5
Amanda McCurdy	81	74	155	+11	T8
Lindsey Hinshaw	81	79	160	+16	T16
Courtney Mahon	84	78	162	+18	T23
Ashley Medders	88	86	174	+30	T59

SEPT. 24-26, 2004 -- JEANNINE MCHANEY INVITATIONAL THE RAWLS COURSE -- LUBBOCK, TEXAS
PAR 72, YARDS 7,207

Arkansas	301	301	602	+26	5
Stacy Lewis	68	77	144	E	3
Courtney Mahon	76	76	152	+8	T21
Amanda McCurdy	79	73	152	+8	T21
Lina Axelsson	78	76	154	+10	T36
Sarah Trew	80	78	158	+14	T63
Lindsey Hinshaw#	73	82	155	+11	T47

MARCH 4-6 AT SUNTRUST LADY GATOR INVITATIONAL UNIVERSITY GOLF COURSE -- GAINESVILLE, FLA.
PAR 70, YARD 5,773

Arkansas	303	312	314	929	+89	T9
Stacy Lewis	75	75	77	227	+17	T11
Amanda McCurdy	74	78	77	229	+19	T18
Courtney Mahon	76	76	83	235	+24	T43
Gena Johnson	83	83	77	243	+33	68
Sarah Trew	78	83	87	248	+38	T78

APRIL 15-17, 2005 -- SEC CHAMPIONSHIP TUNICA NATIONAL GOLF COURSE -- TUNICA, MISS.
PAR 72, YARDS 6,281

Arkansas	301	309	295	905	+41	3
Stacy Lewis	72	75	67	214	-2	1
Gena Johnson	79	77	73	229	+13	T20
Amanda McCurdy	74	78	79	231	+16	T23
Courtney Mahon	76	80	78	234	+19	T32
Lindsey Hinshaw	80	79	77	236	+21	T40

OCT. 8-10, 2004 -- MERCEDES-BENZ COLLEGIATE CLASSIC CHEROKEE COUNTRY CLUB -- KNOXVILLE, TENN.
PAR 71, YARDS 5,932

Arkansas	289	310	300	899	+47	6
Gena Johnson	70	80	73	223	+10	T15
Amanda McCurdy	71	74	78	223	+10	T15
Stacy Lewis	75	78	73	226	+13	T25
Courtney Mahon	73	79	76	228	+15	T32
Sarah Trew	82	79	80	241	+28	75
Ashley Medders#	82	79	79	240	+27	T70

MARCH 11-13 AT THE BETSY RAWLS INVITATIONAL TEXAS GOLF COURSE -- AUSTIN, TEXAS
PAR 72, YARDS 6,323

Arkansas	309	302	316	927	+63	5
Stacy Lewis	74	73	77	224	+8	1
Gena Johnson	78	74	80	232	+16	T18
Amanda McCurdy	76	78	80	234	+18	T25
Courtney Mahon	82	84	79	245	+27	T59
Lindsey Hinshaw#	80	85	82	247	+29	T66
Lina Axelsson#	81	77	92	250	+32	T78

MAY 5-7, 2005 -- NCAA REGIONAL CHAMPIONSHIP THE RAWLS COURSE -- LUBBOCK, TEXAS
PAR 72, YARDS 6,328

Arkansas	300	311	304	915	+51	8
Courtney Mahon	72	81	76	229	+13	T31
Stacy Lewis	75	78	77	230	+14	T37
Lindsey Hinshaw	77	77	77	231	+15	T42
Gena Johnson	81	75	76	232	+16	T49
Amanda McCurdy	76	81	75	232	+16	T49

OCT. 17-19, 2004 -- LADY RAZORBACK INVITATIONAL PINNACLE COUNTRY CLUB -- ROGERS, ARK.
PAR 72, YARDS 6,102

Arkansas	303	310	307	920	+56	3
Amanda McCurdy	73	77	78	228	+12	T9
Stacy Lewis	78	74	77	229	+13	T12
Gena Johnson	75	77	79	231	+15	T17
Courtney Mahon	78	82	75	235	+19	T29
Lindsey Hinshaw	77	84	77	238	+22	T44
Lina Axelsson#	75	80	79	234	+18	T27
Ashley Medders#	84	84	75	243	+27	T68
Sarah Trew#	84	82	82	248	+32	T82

MARCH 25-27, 2005 -- LIZ MURPHEY COLLEGIATE CLASSIC UGA GOLF COURSE -- ATHENS, GA.
PAR 72, YARDS 6,228

Arkansas	306	313	306	925	+61	11
Stacy Lewis	72	74	76	222	+6	T6
Courtney Mahon	77	78	75	230	+14	T31
Amanda McCurdy	79	81	76	236	+20	T55
Gena Johnson	78	81	79	238	+22	T63
Lindsey Hinshaw	83	80	84	247	+31	T80

MAY 17-19 AT NCAA CHAMPIONSHIP SUNRIVER MEADOWS -- SUNRIVER, ORE.
PAR 72, YARDS 6,312

Arkansas	296	307	293	301	1197	+45	T11
Amanda McCurdy	71	82	70	75	298	+10	T34
Stacy Lewis	72	78	74	75	299	+11	T39
Lindsey Hinshaw	76	79	73	76	304	+16	T68
Courtney Mahon	77	72	77	78	305	+17	T74
Gena Johnson	80	77	76	75	308	+20	T88

Individual

2003-04 INDIVIDUAL RESULTS

Player	Low Tournaments				Rds In	Par/-	#	Finish Top			W-L	W-L%	Rel. To Par	Career							
	Rnds	Strokes	72	54				36	18	60s				Rnds	Events	1	5	10	Rnds	Strokes	LowRnd
Amanda McCurdy	33	2470		216	141	69	2		11	2	3	4									74.85
Courtney Mahon	33	2505		217	146	70	-		11	2	3	4									75.91
Lina Axelsson	21	1642		227	150	72	-		7	-	-	-									78.19
Melissa Murray	21	1686		225	152	73	-		7	-	-	-									78.48
Gena Johnson	26	2042		226	153	72	-		9	-	-	2									78.54
Jennifer Norlien	15	1190		231	154	74	-		5	-	-	-									79.30
Sara Trew	21	1671		235	156	74	-		7	-	-	-									79.57
Lindsey Hinshaw	3	251		251	165	81	-		1	-	-	-									83.70
TEAM	33	10,092		894	595	291	-		11	-	-	8									305.82

TEAM RESULTS

Tournament	Dates	Rounds	Place	Teams	Players	+/-	Score
Embassy Suites/Tyson Invitational	Sept. 7-9	3	1	9	-	-	291-304-303=898
Mary Fossum Invitational	Sept. 20-21	3	3	16	-	-	314-309-312=935
Shootout at the Legends	Oct. 6-7	3	T4	18	-	-	293-305-296=894
Mercedes-Benz Classic	Oct. 17-19	3	6	17	-	-	305-300-296=901
Landfall Tradition	Oct. 31-Nov. 2	3	4	12	-	-	304-294-304=902
Central District Invitational	Feb. 23-24	3	5	15	-	-	307-303-311=921
Texas A&M "Mo" Morial	March 1-2	3	T4	16	-	-	311-295-308=914
SunTrust/Lady Gator Invitational	March 7-9	3	11	15	-	-	322-308-319=949
Liz Murphey Coll. Classic	March 26-28	3	12	18	-	-	306-310-303=919
SEC Championship	April 16-18	3	9	12	-	-	297-308-304=909
NCAA Central Region	May 6-8	3	16	21	-	-	308-325-317=950



Standing (L-R): Jennifer Norlien, Gena Johnson, Sarah Trew, Amanda McCurdy, Stacy Lewis, Ashley Medders, Courtney Mahon, Lina Axelsson, Melissa Murray.

SEPT. 7-9, 2003 -- EMBASSY SUITES/TYSON INVITATIONAL PINNACLE COUNTRY CLUB -- ROGERS, ARK.

Player	Rnds	Strokes	72	54	36	18	60s	Par/-	#	Finish Top
Arkansas	291	304	303	898	+34	1				
Amanda McCurdy	73	73	74	220	+4	T1				
Courtney Mahon	71	75	77	223	+7	4				
Gena Johnson	73	80	76	229	+13	T9				
Lina Axelsson	74	78	80	232	+16	16				
Jennifer Norlien	86	78	76	240	+24	T34				
Melissa Murray#	76	76	87	239	+21	T30				
Sarah Trew#	85	74	82	241	+25	T37				
Lindsey Hinshaw#	81	84	86	251	+35	T47				

SEPT. 20-21, 2003 -- MARY FOSSUM INVITATIONAL FOREST AKERS WEST -- LANSING, MICH.

Arkansas	314	308	312	934	3
Courtney Mahon	73	74	75	222	T1
Amanda McCurdy	82	72	76	230	11
Jennifer Norlien	79	81	79	239	T38
Gena Johnson	80	81	83	244	T49
Lina Axelsson	86	82	82	250	74

OCT. 6-7, 2003 -- THE SHOOTOUT AT THE LEGENDS THE LEGENDS OF INDIANA -- FRANKLIN, IND.

Arkansas	293	305	296	894	4
Courtney Mahon	70	77	73	220	T10
Amanda McCurdy	72	73	76	221	T15
Lina Axelsson	72	78	79	229	T38
Jennifer Norlien	80	77	74	231	T46
Melissa Murray	79	81	73	233	T52

OCT. 19-21, 2003 -- MERCEDES BENZ CLASSIC FOX DEN COUNTRY CLUB -- KNOXVILLE, TENN.

Arkansas	305	300	296	901	6
Courtney Mahon	72	74	71	217	T1
Amanda McCurdy	76	69	77	222	T12
Gena Johnson	78	77	72	227	T31
Melissa Murray	79	81	76	236	64
Jennifer Norlien	83	80	81	244	T79

OCT. 30-NOV. 1, 2003 -- LANDFALL TRADITION LANDFALL COUNTRY CLUB -- WILMINGTON, N.C.

Arkansas	304	294	304	902	4
Amanda McCurdy	72	69	75	216	1
Lina Axelsson	77	74	76	227	T19
Melissa Murray	78	74	77	229	T23
Courtney Mahon	77	78	76	231	T30
Gena Johnson	79	77	82	238	43

FEB. 23-24, 2004 -- CENTRAL DISTRICT CLASSIC RIVER WILDERNESS GOLF CLUB -- PARRISH, FLA.

Arkansas	307	303	311	921	5
Amanda McCurdy	74	73	78	225	T6
Lina Axelsson	75	76	77	228	T13
Courtney Mahon	79	75	79	233	T29
Sarah Trew	79	79	77	235	T36
Jennifer Norlien	83	89	84	256	T62

MARCH 1-2, 2004 -- TEXAS A&M "MO" MORIAL INVITATIONAL BLACKHORSE GOLF COURSE -- COLLEGE STATION, TEXAS

Arkansas	311	295	308	914	T4
Amanda McCurdy	76	72	76	224	T4
Gena Johnson	77	72	77	226	T10
Courtney Mahon	78	77	76	231	T25
Lina Axelsson	81	74	82	237	T53
Sarah Trew	80	78	79	237	T53

MARCH 7-9, 2004 -- SUNTRUST LADY GATOR INVITATIONAL UF GOLF COURSE -- GAINESVILLE, FLA.

Arkansas	322	308	319	949	11
Amanda McCurdy	79	75	81	235	T29
Courtney Mahon	80	77	79	236	T35
Lina Axelsson	83	75	81	239	T49
Gena Johnson	81	82	79	242	T61
Sarah Trew	82	81	80	243	T63

MARCH 26-28, 2004 -- LIZ MURPHEY COLLEGIATE GOLF CLASSIC UGA GOLF COURSE -- ATHENS, GA.

Arkansas	306	310	303	919	12
Amanda McCurdy	74	76	71	221	T14
Courtney Mahon	74	76	76	226	T35
Gena Johnson	79	80	76	235	T75
Sarah Trew	79	78	80	237	T80
Melissa Murray	80	82	82	244	91

APRIL 16-18, 2004 -- SEC CHAMPIONSHIP LSU GOLF COURSE -- BATON ROUGE, LA.

Arkansas	297	308	307	909	9
Melissa Murray	74	76	75	225	T26
Gena Johnson	77	78	73	228	T36
Amanda McCurdy	71	78	79	228	T36
Courtney Mahon	75	76	77	228	T36
Sarah Trew	78	78	80	236	T53

MAY 6-8, 2004 -- NCAA CENTRAL REGIONAL CHAMPIONSHIP UNIVERSITY GOLF COURSE -- BLOOMINGTON, ILL.

Arkansas	308	325	317	950	16
Amanda McCurdy	76	75	77	228	T15
Courtney Mahon	77	82	79	238	T63
Melissa Murray	78	83	81	242	T78
Sarah Trew	77	85	80	242	T78
Gena Johnson	D	87	86	NA	

(Forgot to sign first round scorecard)

Individual

2002-03 INDIVIDUAL RESULTS

Player	Low Tournaments					Low Rnd	Par/- Rnds	# Events	Finish Top			W-L	W-L%	Rel. To Par	Career				
	Rnds	Strokes	72	54	36				18	1	5				10	Avg.	Rnds	Strokes	LowRnd
Amanda McCurdy	31	2409		216	148	68		11			2							77.7	
Courtney Mahon	31	2416		227	153	74		11			2							77.9	
Lina Axelsson	31	2422		223	146	70		11			2							78.1	
Melissa Murray	26	2054		236	152	74		9			1							79.0	
Gena Johnson	11	900		242	167	73		4			-							81.8	
Catherine Beckett	19	1574		239	159	77		7			-							82.8	
Jennifer Norlien	15	1248		251	162	79		5			-							83.2	
TEAM	31	9668		900	613	297		11			5							311.77	

TEAM RESULTS

Tournament	Dates	Rounds	Place	Teams	Players	+/-	Score
Lady Kat Invitational	Sept. 13-15	2	8	16	-	-	316-314=630*
Louisville Invitational	Sept. 23-24	3	5	14	-	-	317-310-312=939
Lady Razorback Invitational	Oct. 7-8	3	1	14	-	-	310-313-314=937
Adidas Fall Classic	Oct. 21-22	3	1	11	-	-	302-309-289=900
Landfall Tradition	Nov. 1-3	3	10	12	-	-	315-319-312=946
Wildcat Invitational	Feb. 22-24	3	T11	18	-	-	314-307-312=933
Verizon "Mo" Morial	March 3-4	2	2	19	-	-	313-304=617*
Betsy Rawls Invitational	March 24-26	3	T7	12	-	-	317-328-316=961
Liz Murphey Coll. Classic	April 4-6	3	T13	17	-	-	316-305-315=936
SEC Championship	April 18-20	3	6	12	-	-	297-316-312=925
NCAA Regionals	May 8-10	3	T15	21	-	-	315-310-319=944

*Rain shortened



Standing (L-R): Jennifer Norlien, Gena Johnson, Catherine Beckett, Amanda McCurdy, Courtney Mahon, Lina Axelsson, Melissa Murray, head coach Kelley Hester.

SEPT. 13-15, 2002 -- LADY KAT INVITATIONAL UNIV. CLUB OF KENTUCKY -- LEXINGTON, KY. PAR 72 -- YARDS 6,153

Arkansas	316	314	630	8
Melissa Murray	76	76	152	T11
Amanda McCurdy	74	80	154	T17
Courtney Mahon	83	76	159	35
Catherine Beckett	83	82	166	T56
Lina Axelsson	82	85	167	T63

SEPT. 23-24, 2002 -- LOUISVILLE CARDINAL INVITATIONAL CARDINAL CLUB -- LOUISVILLE, KY. PAR 72 -- YARDS 6,163

Arkansas	317	310	312	939	5
Courtney Mahon	78	77	74	229	6
Lina Axelsson	79	79	76	234	17
Melissa Murray	80	76	80	236	T20
Amanda McCurdy	80	79	82	241	T28
Catherine Beckett	87	78	83	248	T44

OCT. 7-8, 2002 -- LADY RAZORBACK INVITATIONAL PINNACLE COUNTRY CLUB -- ROGERS, ARK. PAR 72 -- YARDS 6,021

Arkansas	310	313	314	937	1
Courtney Mahon	76	77	77	230	3
Amanda McCurdy	76	76	79	231	4
Melissa Murray	81	78	78	237	T9
Lina Axelsson	77	83	80	349	T15
Gena Johnson	86	85	82	253	T41

OCT. 21-22, 2002 -- ADIDAS FALL CLASSIC

Arkansas	302	309	289	900	1
Amanda McCurdy	70	78	68	216	T2
Lina Axelsson	77	74	73	224	T7
Courtney Mahon	76	76	75	227	T13
Melissa Murray	79	81	77	237	T33
Gena Johnson	87	82	73	242	39
Jennifer Norlien#	85	92	83	260	62

NOV. 1-3, 2002 -- LANDFALL TRADITION LANDFALL COUNTRY CLUB -- WILMINGTON, N.C.

Arkansas	315	319	312	946	10
Amanda McCurdy	80	82	75	237	T35
Lina Axelsson	77	82	78	237	T35
Melissa Murray	82	76	80	238	T39
Courtney Mahon	81	81	79	241	T46
Catherine Beckett	77	80	84	241	T46

FEB. 22-24, 2003 -- WILDCAT INVITATIONAL

Arkansas	314	307	312	933	T11
Lina Axelsson	79	74	77	230	T33
Courtney Mahon	79	77	76	232	T41
Amanda McCurdy	76	79	78	233	T48
Gena Johnson	83	77	83	243	T73
Catherine Beckett	80	84	81	245	T78

MARCH 3-4, 2003 -- VERIZON "MO" MORIAL

BLACKHORSE GOLF COURSE -- COLLEGE STATION, TEXAS

Arkansas	313	304	617	T2
Amanda McCurdy	76	74	150	T6
Lina Axelsson	78	78	156	T22
Catherine Beckett	82	76	158	T32
Courtney Mahon	83	76	159	T37
Gena Johnson	77	85	162	T59

MARCH 24-26, 2003 -- BETSY RAWLS INVITATIONAL

Arkansas	317	328	316	961	T7
Lina Axelsson	79	82	74	235	T16
Amanda McCurdy	79	80	78	237	T20
Courtney Mahon	75	83	80	238	T23
Melissa Murray	84	85	84	253	49
Catherine Beckett	84	83	94	261	63

APRIL 4-6, 2003 -- LIZ MURPHEY CLASSIC

UGA GOLF COURSE -- ATHENS, GA.

Arkansas	316	305	315	936	T13
Melissa Murray	78	77	77	232	T47
Amanda McCurdy	79	74	81	234	T53
Courtney Mahon	77	80	79	236	T62
Lina Axelsson	83	75	78	236	T62
Jennifer Norlien	82	79	82	243	T77

APRIL 18-20, 2003 -- SEC CHAMPIONSHIP

UNIVERSITY CLUB -- LEXINGTON, KY.

Arkansas	297	316	312	925	6
Lina Axelsson	70	76	77	223	T5
Melissa Murray	79	74	80	233	T20
Courtney Mahon	76	82	76	234	T22
Amanda McCurdy	72	87	80	239	T38
Jennifer Norlien	86	84	79	249	55

MAY 8-10, 2003 -- NCAA REGIONALS

FIRETHORN GOLF CLUB -- LINCOLN, NEB.

Arkansas	315	310	319	944	T15
Courtney Mahon	75	78	78	231	T24
Melissa Murray	79	79	78	236	T41
Amanda McCurdy	80	76	81	237	T44
Lina Axelsson	81	79	82	242	T65
Jennifer Norlien	82	77	86	245	80

Individual

2001-02 INDIVIDUAL RESULTS

Player	Low Tournaments					Rds In	Par/-	#	Finish Top			W-L	W-L%	Rel. To Par	Career				
	Rnds	Strokes	72	54	36				18	60s	1				5	10	Avg.	Rnds	Strokes
Lina Axelsson	26	2059		225	149	74	-	9			0			79.2					
Jennifer Norlien	23	1853		224	147	72	-	8			1			80.6					
Catherine Beckett	26	2099		234	151	75	-	9			0			80.7					
Gena Johnson	20	1623		242	149	74	-	7			1			81.2					
Melissa Murray	21	1714		234	152	73	-	7			0			81.6					
Lauren Baugh	8	671		249	161	80	-	3			0			83.9					
Mary Elizabeth Brice	9	704		225	150	71	-	3			0			77.2					
Lara Sowers	6	511		251	164	82	-	2			0			85.2					
TEAM	26	8290		914	613	301	-	9						318.8					

TEAM RESULTS

Tournament	Dates	Rounds	Place	Teams	Players	+/-	Score
Chip-N Club Invitational	Sept. 9-10	3	T3	13	-	-	301-312-301=914
Lady Gopher Invitational	Sept. 15-16		Cancelled				
Lady Razorback Invitational	Oct. 1-2	3	7	15	-	-	326-312-320=958
The Legends Intercollegiate	Oct. 8-9	3	17	19	-	-	319-312-320=951
Capstone Classic	Oct. 26-28	3	9	17	-	-	341-334-328=1003
SunTrust/Lady Gator Invitational	Feb. 22-24	3	15	15	-	-	319-324-326=969
Verizon "Mo" Morial Invitational	March 4-5	2	18	18	-	-	351-327=678*
Liz Murphey Coll. Classic	March 22-24	3	18	18	-	-	320-320-314=954
Susie Maxwell Berring	April 8-9	3	8	15	-	-	314-308-307=929
SEC Championship	April 19-21	3	11	12	-	-	320-301-313=934

*Rain shortened



Front row (L-R): Lauren Baugh, Mary Elizabeth Brice, Lina Axelsson, Lara Sowers. Back row (L-R): Jennifer Norlien, Melissa Murray, Catherine Beckett, Gena Johnson.

SEPT. 9-10, 2001 -- CHIP-N-CLUB INVITATIONAL FIRETHORN GOLF CLUB -- LINCOLN, NEB.

Arkansas	301	312	301	914	T3
Jennifer Norlien	72	75	77	224	T9
Lina Axelsson	76	75	74	225	T12
Mary Elizabeth Brice	75	79	71	225	T12
Catherine Beckett	78	83	79	240	T47
Gena Johnson	80	83	79	242	T52

SEPT. 15-16, 2001 -- LADY GOPHER INVITATIONAL LES BOLSTAD GOLF COURSE -- MINNEAPOLIS, MINN. Cancelled due to national tragedy

OCT. 1-2, 2001 -- LADY RAZORBACK INVITATIONAL PINNACLE COUNTY CLUB -- ROGERS, ARK.

Arkansas	326	312	320	958	7
Lina Axelsson	86	76	79	241	T23
Mary Elizabeth Brice	81	78	82	241	T23
Melissa Murray	78	85	78	241	T23
Jennifer Norlien	81	78	88	247	T42
Lauren Baugh	88	80	81	249	46
Gena Johnson#	74	75	83	232	T5
Catherine Beckett#	80	77	81	238	
Lara Sowers#	82	82	87	251	T47

OCT. 8-9, 2001 -- THE LEGENDS INTERCOLLEGIATE LEGENDS OF INDIANA -- FRANKLIN, IND. PAR 72 -- YARDS 6,076

Arkansas	319	312	320	951	17
Lina Axelsson	74	75	77	226	T21
Mary Elizabeth Brice	80	78	80	238	T69
Catherine Beckett	82	79	80	243	Y86
Melissa Murray	83	80	84	245	T90
Gena Johnson	88	83	83	254	95

OCT. 26-28, 2001 -- CAPSTONE INTERCOLLEGIATE CLASSIC CAPSTONE CLUB OF ALABAMA -- TUSCALOOSA, ALA. PAR 72 -- YARDS 6,128

Arkansas	341	334	328	1003	9
Catherine Beckett	82	88	79	249	T27
Lina Axelsson	87	83	82	252	T38
Jennifer Norlien	84	83	91	258	T53
Melissa Murray	93	84	79	256	T48
Lara Sowers	88	84	88	260	T63

FEB. 22-24, 2002 -- SUN TRUST/FLORIDA GATOR INVITE UF GOLF COURSE -- GAINESVILLE, FLA.

Arkansas	319	324	326	969	15
Lina Axelsson	77	80	80	237	T37
Catherine Beckett	82	78	80	240	T47
Jennifer Norlien	78	81	86	245	T61
Melissa Murray	82	85	83	250	T73
Gena Johnson	87	90	83	260	80

MARCH 4-5, 2002 -- VERIZON "MO" MORIAL INVITATIONAL BRIARCREST COUNTRY CLUB -- COLLEGE STATION TEXAS

Arkansas	351	327	678	18
Lina Axelsson	85	81	166	T48
Gena Johnson	86	80	166	T48
Lauren Baugh	89	82	171	T70
Jennifer Norlien	91	84	175	87
Catherine Beckett	93	86	179	92

*Shortened due to rain

MARCH 22-24, 2002 -- LIZ MURPHEY CLASSIC UGA GOLF COURSE -- ATHENS, GA.

Arkansas	320	320	314	954	18
Jennifer Norlien	78	76	78	232	T34
Catherine Beckett	81	78	79	238	T60
Lina Axelsson	80	82	79	241	T68
Melissa Murray	81	87	78	246	T76
Lauren Baugh	88	84	79	251	T86

APRIL 8-9, 2002 -- SUSIE MAXWELL BERING INVITATIONAL JIMMIE AUSTIN GOLF COURSE -- NORMAN, OKLA. PAR 72 -- YARDS 5,310

Arkansas	314	308	307	929	15
Gena Johnson	76	76	77	229	T15
Catherine Beckett	76	75	83	234	T29
Lina Axelsson	82	76	77	235	T32
Jennifer Norlien	80	81	76	237	T35
Melissa Murray	83	82	77	242	T58

MARCH 22-24, 2002 -- SEC CHAMPIONSHIP UGA GOLF COURSE -- ATHENS, GA.

Arkansas	320	301	313	934	11
Melissa Murray	79	73	82	234	38
Jennifer Norlien	79	76	80	235	T39
Lina Axelsson	77	79	80	236	T41
Catherine Beckett	85	76	77	238	T49
Gena Johnson	88	76	76	24	T52

Individual

2000-01 INDIVIDUAL RESULTS

Player	Low Tournaments					Low Rnd	Par/- Rnds	# Events	Finish Top			W-L	W-L%	Rel. To Par	Avg.	Career				
	Rnds	Strokes	72	54	36				18	1	5					10	Rnds	Strokes	LowRnd	W-L
Johanna Danielsson	30	2355		228	154	74		10						78.50						
Lauren Baugh	27	2147		230	153	75		9			1			79.52						
Catherine Beckett	21	1691		237	156	75		7			1			80.52						
Kelly Hanwell	27	2171		226	151	73		9			1			80.41						
Jennifer Norlien	24	1933		239	156	74		8			-			80.54						
Mary Elizabeth Brice	12	988		242	163	78		4			-			82.33						
Melissa Murray	14	1157		244	160	80		5			-			82.64						
TEAM	30	9521		937	620	310		10			5			317.37						

TEAM RESULTS

Tournament	Dates	Rounds	Place	Teams	Players	+/-	Score
ALLTEL Husker Invitational	Sept. 11-12	3	7	17	-	-	312-321-314=947
Lady Razorback Invitational	Oct. 2-3	3	3	5	-	-	321-315-314=950
Mercedes-Benz Invitational	Oct. 13-15	3	13	15	-	-	326-315-319=960
Cent. District Classic	Oct. 23-24	3	10	11	-	-	315-329-326=970
SunTrust/Lady Gator Invitational	Feb. 23-27	3	17	17	-	-	310-315-320=945
Verizon "Mo" Morial Invitational	March 5-6	3	6	17	-	-	315-309-313=937
Betsy Rawls Invitational	March 12-14	3	9	12	-	-	324-313-317=954
Liz Murphey Coll. Classic	M. 30-A. 1	3	16	18	-	-	324-322-337=983
Susie Maxwell Berning	April 9-10	3	7	15	-	-	311-309-312=932
SEC Championship	April 20-22	3	12	12	-	-	315-321-307=943



Standing (L-R): head coach Ulrika Belline, Catherine Beckett, Lina Axelsson, Adrienne Mucci, assistant coach Jodi Sykes. Middle: Lauren Kennan. Seated (L-R): Lauren Baugh, Kristy Kortuem, Catherine Beckett.

SEPT. 11-12, 2000 -- ALLTEL HUSKER INVITATIONAL

Team	1	2	3	4	5
Arkansas	312	321	314	947	7

OCT. 2-3, 2000 -- LADY RAZORBACK INVITATIONAL

Team	1	2	3	4	5
Arkansas	321	315	314	950	3

OCT. 13-15, 2000 -- MERCEDES-BENZ INVITATIONAL

Team	1	2	3	4	5
Arkansas	326	315	319	960	13

OCT. 23-25, 2000 -- CENTRAL DISTRICT CLASSIC

Team	1	2	3	4	5
Arkansas	315	329	326	970	10

FEB. 23-27, 2001 -- SUNTRUST/LADY GATOR INVITATIONAL

Team	1	2	3	4	5
Arkansas	310	315	320	945	17

MARCH 5-6, 2001 -- VERIZON "MO" MORIAL INVITATIONAL

Team	1	2	3	4	5
Arkansas	315	309	313	937	6

MARCH 12-14, 2001 -- BETSY RAWLS INVITATIONAL

Team	1	2	3	4	5
Arkansas	324	313	317	954	9

MARCH 30- APRIL 1, 2001-- LIZ MURPHY COLLEGIATE

Team	1	2	3	4	5
Arkansas	324	322	337	983	16

APRIL 9-10, 2001 -- SUSIE MAXWELL BERNING

Team	1	2	3	4	5
Arkansas	311	309	307	932	7

APRIL 20-22, 2001 -- SEC CHAMPIONSHIP

Team	1	2	3	4	5
Arkansas	315	321	307	943	12

1999-00 INDIVIDUAL RESULTS

Player	Low Tournaments					Rds In	Par/-	#	Finish Top			W-L	W-L%	Rel. To Par	Career					
	Rnds	Strokes	72	36	18				60s	Rnds	Events				1	5	10	Avg.	Rnds	Strokes
Johanna Danielsson	29	2294	227	147	71	-	-	10	-	1	2									
Kelly Hanwell	29	2302	241	154	74	-	-	10	-	-	0									
Kristy Kortuem	29	2306	234	150	74	-	-	10	-	-	1									
Adrienne Mucci	29	2334	239	155	72	-	-	10	-	-	0									
Lauren Baugh	26	2092	229	155	75	-	-	9	-	1	1									
Catherine Beckett	14	1152	241	159	74	-	-	5	-	-	0									
Lauran Kennan	2	172	--	172	81	-	-	1	-	-	0									
TEAM	29	9,148	927	614	301	-	-	10			2									

TEAM RESULTS

Tournament	Dates	Rounds	Place	Teams	Players	+/-	Score
Lady Razorback Inv.	Sept. 20-21	2	4	13	-	-	305-316=621
Lady Rebel Inv.	Oct. 1-3	3	1	19	-	-	313-301-313=927
Franklin St./Trust Tar Heel Inv.	Oct. 8-10	3	10	15	-	-	315-315-325=955
Wahine Rainbow Inv.	Nov. 19-10	3	3	14	-	-	303-313-315=931
SunTrust Lady Gator Inv.	Feb. 25-27	3	11	15	-	-	317-305-324=946
Lady Gamecock Classic	March 17-19	3	9	11	-	-	323-322-313=958
Liz Murphey Coll. Classic	March 31-April 2	3	16	17	-	-	317-310-323=950
LSU Inv.	April 7-9	3	4	12	-	-	310-327-319=956
SEC Championship	April 21-23	3	8	12	-	-	318-311-327=956
NCAA Regionals (East)	May 10-12	3	24	25	-	-	323-315-310=948



Seated (L-R): Kelly Hanwell, Mary Elizabeth Brice. Standing (center): Jennifer Norlien, Kneeling (L-R): head coach Ulrika Belline, Catherine Beckett, Lauren Baugh, Melissa Murray, Johanna Danielsson.

SEPT. 20-21, 1999 -- LADY RAZORBACK INVITATIONAL PINNACLE COUNTRY CLUB -- ROGERS, ARK.

Arkansas	305	316	621
Kelly Hanwell	76	78	154 T13
Adrienne Mucci	76	79	155 15
Kristy Kortuem	80	77	157 T19
Lauren Baugh	78	82	160 T26
Johanna Danielsson#	75	89	164 T39
Catherine Beckett#	74	85	159 T22
Laura Kennan#	81	91	192 T58

OCT. 1-3, 1999 -- LADY REBEL INTERCOLLEGIATE UNIVERSITY GOLF COURSE -- OXFORD, MISS.

Arkansas	313	301	313	927
Johanna Danielsson	76	71	80	227 2
Lauren Baugh	77	77	75	229 T3
Kristy Kortuem	79	76	79	234 T
Adrienne Mucci	81	77	81	239 33
Kelly Hanwell	83	79	79	241 T38
Catherine Beckett#	88	75	78	241 T38

OCT. 8-10, 1999 -- FRANKLIN TRUST TAR HEEL INVITE GOVERNORS CLUB -- CHAPEL HILL, N.C.

Arkansas	315	315	325	955
Johanna Danielsson	T13	75	79	77 231 T13
Kelly Hanwell	T41	74	80	86 240 T41
Lauren Baugh	T43	83	81	77 241 T43
Kristy Kortuem	61	83	80	85 248 61
Adrienne Mucci	69	84	76	93 253 69

NOV. 9-10, 1999 -- RAINBOW WAHINE CLASSIC KAPOLEI GOLF COURSE -- OAHU, HAWAII

Arkansas	303	313	315	930
Kristy Kortuem	74	75	84	233 T12
Adrienne Mucci	72	84	78	234 T12
Kelly Hanwell	77	81	77	235 T16
Lauren Baugh	80	76	79	235 T16
Johanna Danielsson#	82	81	80	243 T41
Catherine Beckett#	81	83	85	249 T47

FEB. 25-27, 2000 -- SUNTRUST LADY GATOR INVITE FLORIDA GOLF CLUB -- GAINESVILLE, FLA. PAR 72 -- YARDS 5,829

Arkansas	317	305	324	946	+82
Kristy Kortuem	74	76	83	233	T23
Johanna Danielsson	79	78	78	235	T20
Kelly Hanwell	79	76	80	235	T29
Adrienne Mucci	85	75	83	243	T58
Catherine Beckett	87	81	84	252	T74

MARCH 17-29, 2000 -- LADY GAMECOCK CLASSIC THE UNIVERSITY CLUB -- BLYTHEWOOD, S.C. PAR 72 -- YARDS 5,996

Arkansas	323	322	313	958
Johanna Danielsson	77	76	80	233 T15
Lauren Baugh	80	81	78	239 32
Adrienne Mucci	84	82	78	244 T43
Kelly Hanwell	85	83	77	245 T45
Kristy Kortuem	82	84	88	254 T57

MARCH 31-APRIL 2 -- LIZ MURPHY COLLEGIATE CLASSIC GEORGIA G.C. -- ATHENS, GA. PAR 73 -- YARDS 5,994

Arkansas	317	310	323	950	16
Kelly Hanwell	80	79	77	236	T48
Kristy Kortuem	81	76	80	237	T50
Adrienne Mucci	78	76	85	239	T57
Lauren Baugh	83	79	81	243	T69
Johanna Danielsson	78	79	91	248	T79

APRIL 7-9, 2000 -- LOUISIANA STATE UNI. INVITATIONAL THE UNIVERSITY CLUB -- BATON ROUGE, LA.

Arkansas	310	327	319	956
Johanna Danielsson	78	79	79	236 9
Kristy Kortuem	77	83	80	240 T15
Adrienne Mucci	78	83	80	241 T18
Kelly Hanwell	80	82	80	242 T23
Lauren Baugh	77	87	83	247 T44
Catherine Beckett#	87	81	83	251 T53

APRIL 21-23, 2000 -- SEC CHAMPIONSHIP PINNACLE COUNTRY CLUB -- ROGERS, ARK.

ARKANSAS	318	311	327	956
Kristy Kortuem	77	76	76	229 T9
Johanna Danielsson	77	77	82	236 T23
Adrienne Mucci	82	77	84	243 T37
Kelly Hanwell	82	81	85	248 T46
Lauren Baugh	89	85	85	259 T57

MAY 11-13, 2000 -- NCAA EAST REGIONAL SCARLET COURSE -- COLUMBUS, OHIO

ARKANSAS	323	315	310	948
Kelly Hanwell	78	80	78	236 T75
Lauren Baugh	84	79	76	239 T89
Johanna Danielsson	82	76	82	240 T94
Kristy Kortuem	84	80	76	240 T94
Adrienne Mucci	79	84	80	243 T104

Individual

1998-99 INDIVIDUAL RESULTS

Player	Low Tournaments					Rds In	Par/-	# Events	Finish Top			W-L	W-L%	Rel. To Par	Career				
	Rnds	Strokes	72	54	36				1	5	10				Avg.	Rnds	Strokes	LowRnd	W-L
Adrienne Mucci	26	2043		240	147	73	-	12	1	2	3						78.58		
Johanna Danielsson	26	2055		232	153	71	-	12	-	-	2						79.00		
Lauren Baugh	19	1501		224	147	73	-	9	-	1	1						79.00		
Kristy Kortuem	26	2078		224	148	71**	-	1	12	-	2	2					79.92		
Rebecca Gard	10	806		245	159	76	-	4	-	-	0						80.60		
Jane Hilburn	12	968		244	153	74	-	5	-	-	2						80.67		
Kelly Hanwell	13	1060		240	177	77	-	7	-	-	0						81.54		
Laura Kennan	5	429		253	172	85	-	2	-	-	0						85.80		
TEAM	26	8,167		915	606	300		12			6						314.11		

*First individual winner in history of program**Arkansas' first ever sub-par round in history of program

TEAM RESULTS

Tournament	Dates	Rounds	Place	Teams	Players	+/-	Score
Chip-N Club	Sept. 14-15	3	4	15	-	-	309-306-300=915
Lady Tar Heel Invitational	Sept. 25-27	3	12	17	-	-	317-314-323=954
Lady Razorback Invitational	Oct. 3-4	2	1	6	-	-	306-322=628
Memphis Intercollegiate	Nov. 1-3	3	13	15	-	-	320-320-328=958
Pepperdine Wave Invitational	Feb. 16-17	2	2	20	-	-	312-307=619
SunTrust Lady Gator Invitational	Feb. 26-28	2	8	19	-	-	309-316=625*
LSU/Fairwood Invitational	March 12-14	2	6	8	-	-	316-322=638
Betsy Rawls Classic	March 26-28	3	6	8	-	-	315-326-319=960
Liz Murphey Collegiate Classic	April 2-4	3	11	18	-	-	312-317-310=939
SEC Championship	April 16-18	3	5	12	-	-	315-315-301=931



Standing (L-R): assistant coach Anne Clark, Laura Kennan, Kelly Hanwell, Rebecca Gard, Adrienne Mucci, Lauren Baugh. Seated (L-R): head coach Ulrika Fisher (Belline), Jane Hilburn, Kristy Kortuem, Johanna Danielsson.

SEPT. 14-15, 1998 -- CHIP-N-CLUB

Arkansas	309	306	300	915	4
Lauren Baugh	74	73	77	224	T5
Kristy Kortuem	75	73	76	224	T5
Johanna Danielsson	79	82	71	232	T25
Adrienne Mucci	82	82	76	240	T46
Rebecca Gard	81	78	86	245	57

SEPT. 25-27, 1998 -- LADY TAR HEEL INVITATIONAL UNC FINLEY CLUB -- CHAPEL HILL, N.C.

Arkansas	317	314	323	954	12
Kristy Kortuem	77	78	81	236	40
Lauren Baugh	81	78	78	237	T41
Johanna Danielsson	80	79	81	242	T52
Adrienne Mucci	79	79	84	242	T54
Jane Hilburn	82	80	82	244	T62

OCT. 3-4, 1998 -- LADY RAZORBACK INVITATIONAL PINNACLE COUNTRY CLUB -- ROGERS, ARK.

Arkansas	306	322		62	1
Adrienne Mucci	76	76		152	2
Jane Hilburn	76	82		158	6
Johanna Danielsson	75	85		160	T9
Lauren Baugh	81	80		161	11
Kristy Kortuem	79	84		163	15
Rebecca Gard#	83	81		164	T16
Laura Kennan#	86	90		176	T32

NOV. 1-3, 1998 -- MEMPHIS INTERCOLLEGIATE MEMPHIS, TENN.

Arkansas	320	320	328	958	13
Johanna Danielsson	74	81	80	235	T25
Rebecca Gard	79	76	80	235	T25
Adrienne Mucci	83	82	78	243	T57
Kristy Kortuem	84	81	80	245	T61
Laura Kennan	85	87	81	253	T72

FEB. 16-17, 1999 -- PEPPERDINE WAVE INV. PEPPERDINE, CALIF.

Arkansas	312	307		619	2
Adrienne Mucci	74	73		147	1*
Jane Hilburn	79	74		153	T6
Johanna Danielsson	74	80		154	T8
Kristy Kortuem	85	80		165	T47
Kelly Hanwell	90	87		177	T78

FEB. 26-28, 1999 -- SUNTRUST GATOR INVITATIONAL FLORIDA GOLF COURSE -- GAINESVILLE, FLA.

Arkansas	309	316		625	8
Kristy Kortuem	71+	78		149	T4
Johanna Danielsson	75	79		154	T22
Adrienne Mucci	78	82		160	T43
Jane Hilburn	85	81		166	T66
Lauren Baugh	91	78		169	T77

+ First subpar round in history of program

MARCH 12-14, 1999 -- LSU/FAIRWOOD INVITATIONAL UNIVERSITY CLUB -- BATON ROUGE, LA.

Arkansas	316	322		638	6
Kristy Kortuem	78	78		156	12
Rebecca Gard	77	85		162	T30
Johanna Danielsson	82	80		162	T30
Kelly Hanwell	79	83		162	T30
Adrienne Mucci	82	81		163	T37

MARCH 26-28, 1999 -- BETSY RAWLS CLASSIC

Arkansas	315	326	319	960	6
Adrienne Mucci	79	79	79	237	16
Johanna Danielsson	81	80	80	241	T20
Kelly Hanwell	80	82	81	243	24
Lauren Baugh	77	83	84	244	T25
Kristy Kortuem	81	84	79	244	T25
Jane Hilburn#	78	88	81	247	T32

APRIL 2-4, 1999 -- LIZ MURPHEY COLLEGIATE CLASSIC UGA GOLF COURSE -- ATHENS, GA.

Arkansas	312	317	310	939	11
Adrienne Mucci	78	75	76	229	T15
Lauren Baugh	78	80	77	235	T31
Johanna Danielsson	79	77	79	235	T31
Kelly Hanwell	77	85	78	240	T53
Kristy Kortuem	86	85	81	252	T80

APRIL 16-18, 1999 -- SEC CHAMPIONSHIP GRAND NATIONAL -- AUBURN, ALA.

Arkansas	315	315	301	931	12
Adrienne Mucci	79	77	74	230	T9
Lauren Baugh	78	80	73	231	T14
Kelly Hanwell	78	77	83	238	T32
Johanna Danielsson	80	83	77	240	T37
Kristy Kortuem	86	81	77	244	T41

* First medalist in program history

Individual

1997-98 INDIVIDUAL RESULTS

Player	Low Tournaments						Rds In	Par/-	# Events	Finish Top		W-L	W-L%	Rel. To Par	Career				
	Rnds	Strokes	72	54	36	18				60s	1				5	10	Avg.	Rnds	Strokes
Johanna Danielsson	28	2203	-	226	149	73	-	-	10	-	-	-	-	78.7					
MacKenzie Cato	3	240	-	240	157	75	-	-	1	-	-	-	-	80.0					
Kristy Kortuem	19	1557	-	234	156	74	-	-	-	-	-	-	-	81.9					
Jane Hilburn	17	1408	-	238	159	74	-	-	-	-	-	-	-	82.8					
Kelly Hanwell	28	2303	-	247	162	78	-	-	10	-	-	-	-	82.2					
Adrienne Mucci	25	2041	-	247	162	77	-	-	9	-	-	-	-	81.6					
Rebecca Gard	19	1566	-	234	153	74	-	-	-	-	-	-	-	82.4					
Laura Kennan	DNP	-	-	-	-	-	-	-	-	-	-	-	-	-					
Totals	28	9003	-	935	623	303	-	-	-	-	-	-	-	321.5					

TEAM RESULTS

Tournament	Dates	Rounds	Place	Teams	Players	+/-	Score
Ram Fall Classic	Sept. 12-13	3	T7	17	-	-	303-320-312=935
Lady Rebel Intercollegiate	Oct. 4-5	2	4	19	-	-	313-311=624
Lady Kat Invitational	Oct. 10-12	3	7	18	-	-	312-310-320=942
Memphis Intercollegiate	Oct. 26-28	3	14	15	-	-	351-337-337=1025
Pepperdine Invitational	Nov. 11-12	2	4	18	-	-	314-320=634
Lady Gator Invitational	Feb. 27-March 1	3	16	19	-	-	318-309-319=946
LSU Fairwood Invitational	March 13-15	3	T12	14	-	-	317-319-322=958
Lady Gamecock Invitational	March 20-23	3	12	12	-	-	341-333-330=1004
Liz Murphey Collegiate Classic	April 10-12	3	16	17	-	-	327-339-322=988
SEC Championship	April 17-19	3	10	12	-	-	304-326-317=947



Standing (L-R): head coach Ulrika Fisher (Belline), Leslie Stiles, Rebecca Gard, Adrienne Mucci, Kelly Hanwell, Mackenzie Cato, Laura Kennan, Kristy Kortuem, Jane Hilburn, Johanna Danielsson, assistant coach Anne Clark

SEPT. 12-13, 1997 -- RAM FALL CLASSIC SOUTHRIDGE GOLF COURSE -- FORT COLLINS, COLO.

Arkansas	303	320	312	935	T7
Johanna Danielsson	75	76	75	226	T6
MacKenzie Cato	75	82	83	240	T37
Rebecca Gard	81	78	75	234	T23
Jane Hilburn	74	85	79	238	T33
Kelly Hanwell	79	84	86	249	T56

OCT. 4-5, 1997 -- LADY REBEL INTERCOLLEGIATE UNIVERSITY GOLF COURSE -- OXFORD, MISS.

Arkansas	313	311	624	4
Rebecca Gard	79	74	153	T5
Johanna Danielsson	75	79	154	T10
Jane Hilburn	79	80	159	T33
Adrienne Mucci	81	81	162	T45
Kelly Hanwell	78	84	162	T45

OCT. 10-12, 1997 -- LADY KAT INVITATIONAL SPRING LAKE CC -- LEXINGTON, KY.

Arkansas	312	310	320	942	7
Kelly Hanwell	81	76	76	233	T19
Rebecca Gard	75	75	85	235	T25
Johanna Danielsson	74	79	82	235	T25
Adrienne Mucci	82	80	77	239	T41
Jane Hilburn	86	80	87	253	T81

OCT. 26-28, 1997 -- MEMPHIS INVITATIONAL COLONIAL CC -- MEMPHIS, TENN.

Arkansas	351	337	337	1025	14
Johanna Danielsson	89	82	82	253	T48
Rebecca Gard	87	83	86	256	T52
Adrienne Mucci	90	86	81	256	T60
Kelly Hanwell	85	86	88	259	T64
Kristy Kortuem	WD	90	87	WD	

NOV. 11-12, 1997 -- PEPPERDINE WAVE INVITATIONAL COTO DE CAZA GOLF COURSE -- MALIBU, CALIF.

Arkansas	314	320	634	4
Johanna Danielsson	79	75	154	T4
Kelly Hanwell	74	80	154	T4
Kristy Kortuem	77	82	159	T21
Adrienne Mucci	84	83	167	T49
Rebecca Gard	84	88	172	T62

FEB. 27-MARCH 1, 1998 -- LADY GATOR INVITATIONAL UF GOLF COURSE -- GAINESVILLE, FLA.

Arkansas	318	309	319	946	16
Johanna Danielsson	74	75	77	226	T25
Kristy Kortuem	80	77	77	234	T52
Kelly Hanwell	87	78	80	245	T81
Adrienne Mucci	82	79	86	247	T85
Jane Hilburn	82	83	85	250	T90

MARCH 13-15, 1998 -- LSU-FAIRWOOD INVITATIONAL UNIVERSITY CLUB -- BATON ROUGE, LA.

Arkansas	317	319	322	958	T12
Johanna Danielsson	73	78	80	231	T22
Kristy Kortuem	82	74	81	237	T47
Rebecca Gard	84	83	79	246	T65
Kelly Hanwell	81	84	82	247	T67
Adrienne Mucci	81	86	83	250	T71

MARCH 20-23, 1998 -- USC GAMECOCK INVITATIONAL COLUMBIA, S.C.

Arkansas	341	333	330	1004	12
Adrienne Mucci	81	79	78	238	T25
Johanna Danielsson	77	82	84	243	T42
Kristy Kortuem	94	87	81	262	59
Kelly Hanwell	89	86	90	265	60
Rebecca Gard	97	86	87	270	61

APRIL 10-12, 1998 -- LIZ MURPHEY CLASSIC UGA GOLF COURSE -- ATHENS, GA.

Arkansas	327	339	322	988	16
Adrienne Mucci	83	83	77	243	T47
Johanna Danielsson	79	83	82	244	T51
Kristy Kortuem	81	88	80	249	T67
Kelly Hanwell	86	85	84	255	80
Jane Hilburn	84	90	83	257	T81

APRIL 17-19, 1998 -- SEC CHAMPIONSHIP RIVERCHASE COUNTRY CLUB -- BIRMINGHAM, ALA.

Arkansas	304	326	317	947	10
Johanna Danielsson	77	80	80	237	T33
Adrienne Mucci	75	84	79	238	T36
Kristy Kortuem	77	86	76	239	T39
Kelly Hanwell	75	81	87	243	T47
Jane Hilburn	87	81	82	250	T54

1996-97 INDIVIDUAL RESULTS

Player	Low Tournaments					Rds In	Par/-	# Events	Finish Top		W-L	W-L%	Rel. To Par	Career							
	Rnds	Strokes	72	54	36				18	60s				1	5	10	Avg.	Rnds	Strokes	LowRnd	W-L
MacKenzie Cato	28	2293		242	160	76	-	-	10	-											81.9
Adrienne Mucci	28	2307		239	158	77	-	-	10	-											82.4
Jane Hilburn	28	2339		237	165	75	-	-	10	-											83.5
Rebecca Gard	25	2100		243	162	79	-	-	9	-											84.0
Jessica Nelson	22	1883		253	169	79	-	-	8	-											85.6
Laura Kennan	6	545		285	185	84	-	-	-	-											90.8
TEAM	137	11467		978	651	324	-	-	10	-											83.7

TEAM RESULTS

Tournament	Dates	Rounds	Place	Teams	Players	+/-	Score
Lady Seminole Invitational	Sept. 13-15	3	17	19	-	-	324-327-328=979
Lady Tar Heel Invitational	Sept. 27-29	3	13	18	-	-	327-323-319=969
Lady Lumberjack Invitational	Oct. 7-9	2	5	13	-	-	316-333=649
Roadrunner Invitational	Oct. 28-30	3	13	19	-	-	337-327-341=1005
Monica Welsh Invitational	Feb. 24-25	3	14	18	-	-	330-330-364=1024
Bay Area Classic	March 2-3	2	9	19	-	-	351-333=684
LSU Fairwood Invitational	March 14-16	3	13	14	-	-	324-328-326=978
Lady Gamecock Invitational	March 21-23	3	15	15	-	-	321-323-325=969
Liz Murphey Collegiate Classic	April 11-13	3	16	19	-	-	332-325-329=986
SEC Championship	April 18-20	3	12	12	-	-	328-322-327=977



Seated (L-R): Jessica Nelson, MacKenzie Cato. Back (L-R): Jane Hilburn, Laura Kennan, head coach Ulrika Fisher (Belline), Rebecca Gard, Adrienne Mucci.

SEPT. 13-15, 1996 -- LADY SEMINOLE INVITATIONAL SEMINOLE GOLF COURSE -- TALLAHASSEE, FLA.

Arkansas	324	327	328	969	17
MacKenzie Cato	82	83	77	242	T49
Adrienne Mucci	78	82	84	244	T54
Rebecca Gard	87	80	83	250	T73
Jane Hilburn	83	82	88	253	T81
Jessica Nelson	81	88	84	253	T81

FEB. 24-25, 1997 -- MONICA WELSH MEMORIAL PEBBLE CREEK CC -- COLLEGE STATION, TEXAS

Arkansas	330	330	364	1024	14
MacKenzie Cato	81	84	91	256	T54
Adrienne Mucci	84	82	90	256	T54
Rebecca Gard	86	79	92	257	T56
Laura Kennan	84	85	91	260	T65
Jane Hilburn	81	92	93	266	T73

APRIL 11-13, 1997 -- LIZ MURPHEY COLLEGIATE GOLF CLASSIC UGA GOLF COURSE -- ATHENS, GA.

Arkansas	332	325	329	986	16
MacKenzie Cato	86	77	82	245	T62
Adrienne Mucci	79	82	85	246	T68
Rebecca Gard	92	83	79	254	84
Jane Hilburn	87	83	86	256	86
Jessica Nelson	80	94	83	257	T87

SEPT. 27-29, 1996 -- LADY TAR HEEL INVITATIONAL FINLEY GOLF COURSE -- CHAPEL HILL, N.C.

Arkansas	327	323	319	969	13
Jane Hilburn	78	82	77	237	T33rd
Adrienne Mucci	79	80	80	239	T44th
MacKenzie Cato	81	80	83	239	T59th
Jessica Nelson	89	81	79	249	T74th
Laura Kennan	91	94	100	285	94th

MARCH 3-4, 1997 -- BAY AREA CLASSIC HIDDENBROOKE CC -- VALLEJO, CALIF.

Arkansas	351	333		676	9
MacKenzie Cato	89	78		167	T19
Adrienne Mucci	88	84		172	T33
Jane Hilburn	86	88		174	T41
Rebecca Gard	92	83		175	T46
Jessica Nelson	88	92		180	T61

APRIL 18-20, 1997 -- SEC CHAMPIONSHIP UNIVERSITY CLUB GOLF COURSE -- BLYTHEWOOD, S.C.

Arkansas	328	322	327	977	12
MacKenzie Cato	84	83	76	243	T50
Adrienne Mucci	81	81	81	243	T50
Jane Hilburn	80	78	87	245	T53
Rebecca Gard	83	80	87	250	55
Jessica Nelson	977	85	83	265	60

OCT. 7-8, 1996 -- LADY LUMBERJACK INVITATIONAL ELDEN HILLS GOLF COURSE -- FLAGSTAFF, ARIZ.

Arkansas	316	333		649	5
Adrienne Mucci	77	81		158	T7th
MacKenzie Cato	79	81		160	T12th
Jane Hilburn	79	86		165	T28th
Jessica Nelson	82	85		167	T32nd
Rebecca Gard	81	86		167	T32nd

MARCH 14-16, 1997 -- LSU/FAIRWOOD CLASSIC FAIRWOOD COUNTRY CLUB -- BATON ROUGE, LA.

Arkansas	324	328	326	978	13
Rebecca Gard	80	82	81	243	40
Jane Hilburn	83	82	80	245	T45
Mackenzie Cato	80	83	82	245	T45
Adrienne Mucci	81	81	83	245	T45
Jessica Nelson	75	WD			

OCT. 28-30, 1996 -- DIET COKE/ROADRUNNER INVITATIONAL NMSU GOLF COURSE -- LAS CRUCES, N.M.

Arkansas	337	327	3441	1005	13
MacKenzie Cato	85	79	81	245	T34
Adrienne Mucci	85	81	89	255	T66
Rebecca Gard	83	86	87	256	68
Jessica Nelson	84	81	94	259	T80
Jane Hilburn	91	93	84	268	T92

MARCH 21 -23, 1997 -- LADY GAMECOCK INVITATIONAL UNIVERSITY CLUB GOLF COURSE -- COLUMBIA, S.C.

Arkansas	321	323	325	969	15
Jane Hilburn	78	75	77	230	t29th
MacKenzie Cato	84	81	81	246	t68th
Rebecca Gard	80	81	87	248	70th
Adrienne Mucci	81	86	83	250	t73rd
Jessica Nelson	82	87	84	251	t76th

1995-96 INDIVIDUAL RESULTS

Player	Low Tournaments					Rds In	Par/-	# Events	Finish Top		W-L	W-L%	Rel. To Par	Career			
	Rnds	Strokes	72	54	36				1	5				10	Avg.	Rnds	Strokes
Lisa Cornwell	22	1,756	229	156	72	-	-	9	-	-	-	-	79.8				
Julie McMahon	20	1,623	237	155	77	-	-	8	-	-	-	-	81.1				
Erika Iding	23	1,863	238	154	76	-	-	9	-	-	-	-	81.0				
MacKenzie Cato	20	1,637	236	158	77	-	-	8	-	-	-	-	81.9				
Jane Hilburn	20	1,642	238	156	74	-	-	8	-	-	-	-	82.1				
Kellie Dennis	5	426	257	169	84	-	-	-	-	-	-	-	85.2				
Sarah Williams	10	863	249	169	80	-	-	-	-	-	-	-	86.3				
TEAM	120	9,810	957	634	312	-	-	9	-	-	-	-	81.8				

TEAM RESULTS

Tournament	Dates	Rounds	Place	Teams	Players	+/-	Score
Golden Gopher Invitational	Sept. 10-11	3	4	11	-	-	318-318=636
Auburn Lady Tiger Invitational	Sept. 22-24	3	11	12	-	-	323-322=645
Lady Kat Invitational	Oct. 6-8	3	14	17	-	-	330-310-331=971
FIU/Pat Bradley Invitational	Nov. 3-5	3	5	12	-	-	315-319-323=957
Midwest Classic	Feb. 23-24	3	5	6	-	-	318-316=634
LSU Fairwood Invitational	March 15-17	3	16	18	-	-	329-321-316=966
Lady Gamecock Invitational	March 22-24	3	12	16	-	-	323-326-321=970
Liz Murphey Coll. Classic	April 12-14	3	12	22	-	-	327-312-320=959
SEC Championship	April 19-21	3	12	12	-	-	334-329=663



Standing (L-R): head coach Sue Ertl, Erika Iding, Julie McMahon, Kellie Dennis, Lisa Cornwell. Kneeling (L-R): MacKenzie Cato, Sarah Williams, Jane Hilburn.

SEPT. 10-11, 1995 -- GOLDEN GOPHER INVITATIONAL COURSE -- MINNEAPOLIS, MINN.

Arkansas	318	318	636	4
Erika Iding	80	76	156	5
MacKenzie Cato	81	77	158	6
Julie McMahon	78	83	161	T15
Lisa Cornwell	79	86	165	25
Kelli Dennis	84	85	169	T31
Jane Hilburn	88	82	170	T33
Sarah Williams	88	95	183	DNP

SEPT. 22-24, 1995 -- AUBURN INVITATIONAL UNIVERSITY CLUB -- AUBURN, ALA.

Arkansas	323	322	645	11
Lisa Cornwell	79	81	160	T32
Erika Iding	83	78	161	T37
MacKenzie Cato	84	81	165	T49
Julie McMahon	77	88	165	T49
Jane Hilburn	86	82	168	T53

OCT. 6-8, 1995 -- LADY KAT INVITATIONAL UNIVERSITY CLUB -- LEXINGTON, KY.

Arkansas	330	310	331	871	14
Lisa Cornwell	82	76	78	236	34
Jane Hilburn	82	77	83	242	T48
Erika Iding	79	77	87	243	T52
MacKenzie Cato	87	80	83	250	T66
Kellie Dennis	87	82	88	257	T77

NOV. 3-5, 1995 -- FIU/PAT BRADLEY INVITATIONAL LAKEWOOD RANCH GOLF & CC -- LAKEWOOD RANCH, FLA.

Arkansas	315	319	323	957	5
MacKenzie Cato	80	79	77	236	17
Erika Iding	76	78	84	238	19
Jane Hilburn	81	80	79	240	23
Lisa Cornwell	78	82	84	244	28
Julie McMahon	84	83	83	250	T35

FEB. 23-24, 1996 -- MIDWEST CLASSIC

Arkansas	318	316	634	15
Jane Hilburn	81	75	156	T15
Julie McMahon	77	79	156	T15
Erika Iding	80	78	158	T18
MacKenzie Cato	84	84	168	26
Sarah Williams	85	84	169	T27
Lisa Cornwell	80	WD	-	-

MARCH 15-17, 1996 -- LSU INVITATIONAL UNIVERSITY CLUB -- BATON ROUGE, LA.

Arkansas	329	321	316	966	18
Lisa Cornwell	79	78	72	229	T15
Julie McMahon	77	78	82	237	T38
Sarah Williams	86	83	80	249	T77
Erika Iding	87	87	82	256	T85
Jane Hilburn	91	82	88	261	T89

MARCH 22-24, 1996 -- LADY GAMECOCK INVITATIONAL COURSE -- COLUMBIA, S.C.

Arkansas	323	326	321	970	16
Lisa Cornwell	80	76	78	234	T28
Julie McMahon	81	84	79	244	T59
MacKenzie Cato	81	84	80	245	T61
Erika Iding	81	82	84	247	T64
Sarah Williams	86	88	88	262	T83

APRIL 12-14, 1996 -- LIZ MURPHEY COLLEGIATE CLASSIC UGA GOLF COURSE -- ATHENS, GA.

Arkansas	327	312	316	955	22
Jane Hilburn	83	81	74	238	44
Lisa Cornwell	81	76	83	240	T46
MacKenzie Cato	84	76	80	240	T46
Erika Iding	81	79	82	242	T53
Julie McMahon	82	83	80	245	T67

APRIL 19-21, 1996 -- SEC CHAMPIONSHIP

WILLOW CREEK GOLF CLUB -- KNOXVILLE, TENN.

Arkansas	334	329	663	12
Erika Iding	80	82	162	T39
Julie McMahon	86	80	166	T50
Jane Hilburn	86	81	167	T52
Lisa Cornwell	82	86	168	57
MacKenzie Cato	88	87	175	58

ALL-TIME RESULTS

1995-96 TEAM RESULTS

Golden Gopher Invitational	4/11
Auburn Lady Tiger Invitational	11/12
Lady Kat Invitational	14/17
FIU/Pat Bradley Invitational	5/12
Midwest Classic	5/6
LSU Fairwood Invitational	16/18
Lady Gamecock Invitational	12/16
Liz Murphey Collegiate Classic	12/22
SEC Championship	12/12
Head Coach Sue Ertl	

1996-97 TEAM RESULTS

Lady Seminole Invitational	17/19
Lady Tar Heel Invitational	13/18
Lady Lumberjack Invitational	5/13
Roadrunner Invitational	13/19
Monica Welsh Invitational	14/18
Bay Area Classic	9/19
LSU Fairwood Invitational	13/14
Lady Gamecock Invitational	15/15
Liz Murphey Collegiate Classic	16/19
SEC Championship	12/12
Head Coach Ulrika Fisher	

1997-98 TEAM RESULTS

Ram Fall Classic	T7/17
Lady Rebel Intercollegiate	4/19
Lady Kat Invitational	7/18
Memphis Intercollegiate	14/15
Pepperdine Invitational	4/18
Lady Gator Invitational	16/19
LSU Fairwood Invitational	T12/14
Lady Gamecock Invitational	12/12
Liz Murphey Collegiate Classic	16/17
SEC Championship	10/12
Head Coach Ulrika Fisher	

1998-99 TEAM RESULTS

Chip-N Club	4/15
Lady Tar Heel Invitational	12/17
Lady Razorback Invitational	1/6
Memphis Intercollegiate	13/15
Pepperdine Wave Invitational	2/20
SunTrust Lady Gator Invitational	8/19
LSU Fairwood Invitational	6/8
Betsy Rawls Classic	6/8
Liz Murphey Collegiate Classic	11/18
SEC Championship	5/12
Head Coach Ulrika Fisher	

1999-00 TEAM RESULTS

Lady Razorback Invitational	4/13
Lady Rebel Invitational	1/19
Franklin St./Trust Tar Heel Invitational	10/15
Wahine Rainbow Invitational	3/14
SunTrust Lady Gator Invitational	11/15
Lady Gamecock Classic	9/11
Liz Murphey Collegiate Classic	16/17
LSU Invitational	4/12
SEC Championship	8/12
NCAA Regionals (East)	24/25
Head Coach Ulrika Belline	

2000-01 TEAM RESULTS

ALLTEL Husker Invitational	7/17
Lady Razorback Invitational	3/5
Mercedes-Benz Invitational	13/15
Central District Classic	10/11
SunTrust/Lady Gator Invitational	17/17
Verizon "Mo" Morial Invitational	6/17
Betsy Rawls Invitational	9/12
Liz Murphey Collegiate Classic	16/18
Susie Maxwell Berning	7/15
SEC Championship	12/12
Head Coach Ulrika Belline	

2001-02 TEAM RESULTS

Chip-N Club Invitational	T3/13
Lady Gopher Invitational	Cancelled
Lady Razorback Invitational	7/15
The Legends Intercollegiate	17/19
Capstone Classic	9/17
SunTrust/Lady Gator Invitational	15/15
Verizon "Mo" Morial Invitational	18/18
Liz Murphey Collegiate Classic	18/18
Susie Maxwell Berning	8/15
SEC Championship	11/12
Head Coach Ulrika Belline	

2002-03 TEAM RESULTS

Lady Kat Invitational	8/16
Louisville Invitational	5/14
Lady Razorback Invitational	1/14
Adidas Fall Classic	1/11
Landfall Tradition	10/12
Wildcat Invitational	T11/18
Verizon "Mo" Morial	2/19
Betsy Rawls Invitational	T7/12
Liz Murphey Collegiate Classic	T13/17
SEC Championship	6/12
NCAA Regionals	T15/21
Head Coach Kelly Hester	

2003-04 TEAM RESULTS

Embassy Suites/Tyson Invitational	1/9
Mary Fossom Invitational	3/16
Shootout at the Legends	T4/18
Mercedes-Benz Classic	6/17
Landfall Tradition	4/12
Central District Invitational	5/15
Texas A&M "Mo" Morial	T4/16
SunTrust/Lady Gator Invitational	11/15
Liz Murphey Collegiate Classic	12/18
SEC Championship	9/12
NCAA Central Region	16/21
Head Coach Kelly Hester	

2004-05 TEAM RESULTS

Branch Law Firm/Dick McGuire Inv.	5/17
Jeanine McHaney Invitational	5/18
Mercedes-Benz Collegiate Invitational	6/17
Lady Razorback Invitational	3/19
Central District Invitational	2/15
SunTrust Lady Gator Invitational	T9/18
Betsy Rawls Longhorn Invitational	5/17
Liz Murphey Collegiate Classic	11/18
BYU Dixie Classic	2/14
SEC Championship	3/12
NCAA Central Regional	8/12
NCAA Championship	T11/24
Head Coach Kelly Hester	

2005-06 TEAM RESULTS

Mason Rudolph Championship	3/15
Tyson/Embassy Suites Invitational	1/16
Mercedes-Benz Collegiate	3/14
Las Vegas Collegiate Showdown	6/16
Hooters Match Play	Cons. B Winners
Northrop Grumman Challenge	9/14
2006 Lady Puerto Rico Invitational	3/16
Texas A&M "Mo" Morial	T1/18
Liz Murphey Collegiate Classic	9/18
SEC Championship	5/12
NCAA West Regional	8/21
NCAA Championship	10/24
Head Coach Kelly Hester	

2006-07 TEAM RESULTS

Mason Rudolph Championship	12/15
NCAA Preview	13/18
Mercedes-Benz Collegiate	4/15
Peg Barnard Invitational	10/15
Hooters Match Play	1-1
Central District Invitational	T7/14
UCF Invitational	10/13
Betsy Rawls Longhorn Invitational	4/14
Liz Murphey Collegiate Classic	3/18
Susie Maxwell Berning	2/18
SEC Championship	9/12
NCAA Regional Championship	9/21
NCAA Championship	Ind. Only
Head Coach Kelly Hester	

2007-08 TEAM RESULTS

Wildcat Fall Invitational	3/14
Mercedes-Benz Collegiate Classic	3/17
Stanford Intercollegiate	4/17
UA Ann Rhoads Intercollegiate	1/18
Lady Puerto Rico Classic	T5/18
UCF Invitational	12/18
Betsy Rawls Longhorn	4/18
Liz Murphey Collegiate Classic	4/18
Bryan National Collegiate	4/18
SEC Championship	2/12
NCAA West Regionals	T5/21
NCAA Championship	8/24
Head Coach Shauna Estes-Taylor	

2008-09 TEAM RESULTS

NCAA Preview	11/15
Mason Rudolph Championship	12/17
Mercedes-Benz Collegiate	6/18
Peg Barnard Invitational	T8/16
LSU/Cleveland Golf Classic	4/18
Betsy Rawls Longhorn	3/17
Liz Murphey Collegiate Classic	2/19
Bryan National Collegiate	T9/18
SEC Championship	T2/12
NCAA West Regionals	T9/21
Illost playoff	
Head Coach Shauna Estes-Taylor	

2009-10 TEAM RESULTS

Branch Law Firm/Dick McGuire	13/18
Marilyn Smith/Sunflower Invitational	2/13
Mercedes-Benz Intercollegiate	14/18
Las Vegas Collegiate Showdown	5/17
Central District Invitational	8/15
Kinderlough Challenge	13/18
Tiger/Wave Golf Classic	12/23
Liz Murphey Collegiate Classic	3/22
Bryan National Collegiate	13/18
SEC Championship	3/12
NCAA West Regional Championships	13/24
Head Coach Shauna Estes-Taylor	

2010-11 TEAM RESULTS

Susie Maxwell Berning Classic	1/8
Mercedes-Benz Collegiate Classic	2/15
Las Vegas Collegiate Showdown	1/17
Pac 10-SEC Challenge	11/21
Central District Invitational	11/15
SunTrust Gator Invitational	5/17
LSU Invitational	1/21
Mountain View Collegiate	3/18
Liz Murphey Collegiate Classic	T3/23
Best Ball Scoring	4/23
SEC Championship	4/12
NCAA Central Regional	4/24
NCAA Championship	15/24
Head Coach Shauna Estes-Taylor	

2011-12 TEAM RESULTS

Mason Rudolph Fall Preview	14/18
Lady Tar Heel Invitational	15/18
Mercedes-Benz SEC/Pac 12 Challenge	19/23
Betsy Rawls Longhorn Classic	9/15
The Spirit International	Trinity, Texas
USA Combined	1
USA Women	3
Gabriela Lopez for Team Mexico	2
Mexico Women	T5
10th Annual Lady Puerto Rico Classic	4/15
Darius Rucker Intercollegiate	T11/15
Gator SunTrust Invitational	T6/17
Liz Murphey Collegiate Classic	9/18
SEC Championship	2/12
NCAA Regional Championship	8/12
NCAA Championship	23/24
Head Coach Shauna Estes-Taylor	

2012-13 TEAM RESULTS

Old Waverly Invitational	3/11
Lady Tar Heel Invitational	T5/18
Betsy Rawls Longhorn Invitational	3/15
Bulldog Individual Championship	N/A
Puerto Rico Golf Classic	2/15
Westbrook Invitational	2/13
Darius Rucker Intercollegiate	T5/15
LSU Golf Classic	1/14
The Bryan Collegiate	2/17
SEC Championship	T7/14
NCAA Regional Championship	T3/24
NCAA Championship	T13/24
Head Coach Shauna Estes-Taylor	

2013-14 TEAM RESULTS

Dale McNamara NCAA Preview	6/14
Mercedes-Benz Collegiate	1/17
Ruth's Chris Tar Heel Invitational	4/18
Alamo Invitational	3/15
Puerto Rico Golf Classic	1/15
Darius Rucker Intercollegiate	T7/17
LSU Invitational	1/15
Liz Murphey Collegiate Classic	2nd Stroke
SEC Championship	Play/2nd
NCAA Central Regional	3/14
Head Coach Shauna Estes-Taylor	T11/24

2014-15 TEAM RESULTS

Powerade Cougar Classic	1/12
Schooner Fall Classic	2/17
Ruth's Chris Tar Heel Invitational	5/18
Alamo Invitational	2/15
Lady Puerto Rico Classic	1/15
Darius Rucker Intercollegiate	9/17
Liz Murphey Intercollegiate Classic	3/12
ASU PING Classic	11/15
2015 SEC Championship	8/14
NCAA Regional Championship	3/24
NCAA Championship	9/24
Head Coach Shauna Estes-Taylor	

2015-16 TEAM RESULTS

Powerade Cougar Classic	1/20
ANNIKA Intercollegiate	3/12
Ruth's Chris Tar Heel Invitational	2/18
The Alamo Invitational	2/15
Lady Puerto Rico Classic	2/16
Darius Rucker Intercollegiate	6/17
LSU Tiger Golf Classic	2/17
Liz Murphey Collegiate Classic	T9/12
SEC Championship	3/14
Stanford NCAA Regional	5/23
NCAA Championship	T12/24
Head Coach Shauna Estes-Taylor	

2016-17 TEAM RESULTS

ANNIKA Intercollegiate	T6/12
Powerade Cougar Classic	9/20
Ruth's Chris Tar Heel Invitational	3/18
Lady Tar Heel Invitational	1/14
Lady Puerto Rico Classic	8/15
Darius Rucker Intercollegiate	11/17
LSU Tiger Golf Classic	3/15
Liz Murphey Collegiate Classic	4/12
SEC Championship	4/14
NCAA Regional Championship	8/18
NCAA Championship	Ind. Only
Head Coach Shauna Estes-Taylor	

2017-18 TEAM RESULTS

Mason Rudolph Championship	1/15
ANNIKA Intercollegiate	1/12
Ruth's Chris Tar Heel Invitational	4/18
Maryb S. Kauth Invitational	1/14
Lady Puerto Rico Classic	1/11
Darius Rucker Intercollegiate	2/18
Evans-Derby Experience	1/12
Liz Murphey Collegiate Classic	T2/12
SEC Championship	1/14
NCAA Austin Regional Championship	1/18
NCAA Championship	10/24
Head Coach Shauna Taylor	

2018-19 TEAM RESULTS

Cougar Classic	3/19
ANNIKA Intercollegiate	6/12
Ruth's Chris Tar Heel Invitational	3/18
Landfall Tradition	3/18
Lady Puerto Rico Classic	2/14
Darius Rucker Intercollegiate	7/17
Evans-Derby Experience	T2/14
Liz Murphey Collegiate Classic	T4/12
SEC Championship	3/14
NCAA Washington Regional	4/23
NCAA Championship	T5/24
Head Coach Shauna Taylor	

2019-20 TEAM RESULTS+

Cougar Classic	4/17
ANNIKA Intercollegiate	2/12
Ruth's Chris Tar Heel Invitational	11/18
White Sands Invitational	2/14
IJGA Collegiate Invitational	10/14
Darius Rucker Intercollegiate	9/17
Head Coach Shauna Taylor	

+Season cut short due to COVID-19 pandemic

2020-21 TEAM RESULTS

Blessings Collegiate Invitational	1/14
Ally at Old Waverly	T8/15
Liz Murphey Fall Collegiate Classic	T8/12
UCF Challenge	6/17
Moon Golf Invitational	T10/18
Gamecock Intercollegiate	12/18
Liz Murphey Collegiate Classic	4/18
LSU Tiger Golf Classic	5/14
SEC Championship	8/14
NCAA Louisville Regional	T6/18
Head Coach Shauna Taylor	

2021-22 TEAM RESULTS

Cougar Classic	1/17
Blessings Collegiate Invitational	1/10
Jackson T. Stephens Cup	T3/6
Jackson T. Stephens Cup Match Play	L, 2+2 to Ole
The Ally at Old Waverly	8/12
Moon Golf Invitational	9/15
Darius Rucker Intercollegiate	9/17
MountainView Collegiate	7/16
Liz Murphey Collegiate Classic	8/16
SEC Championship	13/14
NCAA Ann Arbor Regional	T3/12
NCAA Championship (Stroke Play)	T22/24
Head Coach Shauna Taylor	

2022-23 TEAM RESULTS

Carmel Cup	5/8
Blessings Collegiate Invitational	3/11
Jackson T. Stephens Cup	7/7
Battle at the Beach	T8/17
Moon Golf Invitational	T7/17
Darius Rucker Intercollegiate	17/17
MountainView Collegiate	12/17
Liz Murphey Collegiate Classic	10/15
SEC Championship	13/14
NCAA Palm Beach Gardens Regional	6/12
Head Coach Shauna Taylor	

2023-24 TEAM RESULTS

Carmel Cup	2/8
Blessings Collegiate Invitational	1/9
Jackson T. Stephens Cup	6/7
Puerto Rico Classic	1/15
Moon Golf Invitational	11/17
Darius Rucker Intercollegiate	5/17
MountainView Collegiate	T4/15
The Bruzzy	1/13
SEC Championship	6/14
NCAA Las Vegas Regional	1/12
NCAA Championship	10/30
Head Coach Shauna Taylor	

Victories	33
Runner Up Finishes	27
3-5 Finishes	88
6-10 Finishes	82
11 or Higher Finishes	81

TOURNAMENT APPEARANCES



Head coach Kelley Hester (2002-07) addresses the crowd after the Razorbacks win the 2003 Lady Razorback Invitational.

Adidas Fall Classic					
Season	Finish	Score	Best Individual	Finish	Score
Oct. 21-22, 2002	1/11	302-309-289=900	Amanda McCurdy	T2	70-78-68=216
Alamo Invitational / Mary S. Kauth Invitational beginning 2016					
Season	Finish	Score	Best Individual	Finish	Score
Oct. 27-29, 2013	3/15	279-283-289=851	Emily Tubert	T5	68-71-73=212 (-4)
Oct. 26-28, 2014	2/15	275-292-281=848	Gabriela Lopez	3	68-71-68=207 (-9)
Oct. 25-27, 2015	2/15	294-291-285=870	Regina Plascencia	12	71-70-77=218 (+2)
Oct. 23-25, 2016	1/14	288-274-286=848	Alana Uriell	1	65-68-71=204 (-12)
Oct. 22-24, 2017	1/14	281-273-288=842	Alana Uriell	2	72-68-68=208 (-8)
ALLTEL Husker Invitational					
Season	Finish	Score	Best Individual	Finish	Score
Sept. 11-12, 2000	7/17	312-321-314=947			
The Ally at Old Waverly					
Season	Finish	Score	Best Individual	Finish	Score
Oct. 19-21, 2020	T9/15	294-289-296=879	Brooke Matthews	2	71-70-68=209
Oct. 25-27, 2021	8/12	287-299-289=875 (+11)	Miriam Ayora	10	67-74-71=212 (-4)
ANNIKA Intercollegiate					
Season	Finish	Score	Best Individual	Finish	Score
Sept. 27-29, 2015	3/12	284-286-284=854 (-10)	Gabriela Lopez	T4	67-70-71=208 (-8)
Sept. 25-27, 2016	2/12	283-270-289=842 (-22)	Maria Fassi	1	71-66-68=205 (-11)
Oct. 2-4, 2017	1/12	288-282-278=848 (-16)	Maria Fassi	1	70-70-66=206 (-10)
Sept. 17, 2018	6/12	287-280-285=852 (-12)	Dylan Kim	3	67-68-70=205 (-11)
Sept. 16-18, 2019	2/12	283-289-289=861 (-3)	Kajal Mistry	4	68-70-73=211 (-5)
Auburn Lady Tiger Invitational					
Season	Finish	Score	Best Individual	Finish	Score
Sept. 22-24, 1995	11/12	323-322=636	Lisa Cornwell	T32	79-81=160
Battle at the Beach					
Season	Finish	Score	Best Individual	Finish	Score
Oct. 28-30, 2022	T8/17	291-287-285=863 (+11)	Kendall Todd	T17	70-71-72=213 (E)
Bay Area Classic					
Season	Finish	Score	Best Individual	Finish	Score
March 2-3, 1997	9/19	351-333=684	MacKenzie Cato	T19	89-78=167
Betsy Rawls Longhorn Classic					
Season	Finish	Score	Best Individual	Finish	Score
March 26-28, 1999	6/8	315-326-319=960	Adrienne Mucci	16	79-79-79=237(+21)
March 12-14, 2001	9/12	324-313-317=954			
March 24-26, 2003	T7/12	317-328-316=961	Lina Axelsson	T16	79-82-74=235 (+19)
March 11-13, 2005	5/17	309-302-316=927	Stacy Lewis	1	74-73-77=224 (+8)
March 18-20, 2007	4/14	306-309-308=923	Stacy Lewis	2	76-72-70=218 (+2)
March 17-19, 2008	4/18	311-301-321=932	Stacy Lewis	1	74-77=151 (+7)
March 20-22, 2009	3/17	288-294-298=880	Lucy Nunn	2	70-70-73=213 (-3)
Oct. 31-Nov. 2, 2011	9/15	299-302-307=908	Emma Lavy	T11	72-73-77=222 (+6)
Oct. 28-30, 2012	3/15	288-288-288=864	Gabriela Lopez	5	72-69-71=212 (-4)
Blessings Collegiate Invitational					
Season	Finish	Score	Best Individual	Finish	Score
Oct. 5-7, 2020	1/14	289-287-288=864	Brooke Matthews	1	67-66-73=206 (-10)
Oct. 4-6, 2021	1/10	295-274-286=855 (-9)	Brooke Matthews	1	72-66-74=212 (-4)
Oct. 3-5, 2022	3/11	299-302-288=889 (+25)	Miriam Ayora	T7	72-74-75=221 (+5)
Oct. 2-4, 2023	1/9	285-280=565 (-11)	Maria Jose Marin	1	67-67=134 (-10)
Branch Law Firm/Dick McGuire Invitational					
Season	Finish	Score	Best Individual	Finish	Score
Sept. 13-15, 2004	5/17	299-296-295=890	Stacy Lewis	T4	76-70-70=216 (E)
Sept. 19-20, 2009	13/18	300-303-305=908	Kelli Shean	T17	75-70-76=221 (+2)
The Bruzzy					
Season	Finish	Score	Best Individual	Finish	Score
March 30-31, 2024	1	285-285-286=856 (+16)	Kendall Todd	T2	71-70-70=211 (+1)
Bryan National Collegiate					
Season	Finish	Score	Best Individual	Finish	Score
March 28-30, 2008	4/18	305-302-306=913 (+49)	Stacy Lewis	1	70-69-77=216 (E)
April 3-5, 2009	T9/18	310-305-300=915 (+51)	Alex Schulte	T13	77-75-74=226 (+10)
April 2-4, 2010	13/18	306-300-297=903 (+39)	Kelli Shean	T14	72-77-72=221 (+5)
Bulldog Individual Championship					
Season	Finish	Score	Best Individual	Finish	Score
Feb. 2, 2013	N/A	Individuals Only	Gabriela Lopez	T5	39-36=75 (+3)
BYU Dixie Classic					
Season	Finish	Score	Best Individual	Finish	Score
April 4-5, 2005	2/14	330-RO-301=631 (+55)	Stacy Lewis	T5	84-70=154 (+10)
Capstone Classic					
Season	Finish	Score	Best Individual	Finish	Score
Oct. 26-28, 2001	9/17	341-334-328=1003 (+139)	Catherine Beckett	T27	82-88-79=249 (+33)
Carmel Cup					
Season	Finish	Score	Best Individual	Finish	Score
Sept. 2-4, 2022	5/8	371-366-371=1108 (+28)	Miriam Ayora	T13	72-74-74=220 (+4)
Sept. 1-3, 2023	2/8	353-354-359=1066 (-14)	Maria Jose Marin	2	67-70-68=205 (-11)
Central District Classic / Invitational beginning in 2004					
Season	Finish	Score	Best Individual	Finish	Score
Oct. 23-24, 2000	10/11	315-329-326=970			
Feb. 23-24, 2004	5/15	307-303-311=921	Amanda McCurdy	T6	74-73-78=225
Feb. 22-23, 2005	2/15	296-293-292=881 (+17)	Stacy Lewis	T1	72-70-74=216 (E)
Feb. 19-20, 2007	T7/14	308-303-303=914 (+50)	Stacy Lewis	T22	76-76-76=228 (+12)
Feb. 22-23, 2010	8/15	303-293-304=900 (+36)	Kelli Shean	3	71-69-76=216 (E)
Feb. 21-22, 2011	11/15	302-309-298=909 (+45)	Kelli Shean	T10	75-72-72=219 (+3)
Chip-N Club Invitational					
Season	Finish	Score	Best Individual	Finish	Score
Sept. 14-15, 1998	4/15	309-306-300=915	Lauren Baugh	T5	74-73-77=224
Sept. 9-10, 2001	T3/13	301-312-301=914	Jennifer Norlein	T9	72-75-77=224
Cougar Classic					
Season	Finish	Score	Best Individual	Finish	Score
Sept. 9-10, 2019	4/17	287-288-280=855 (-9)	Brooke Matthews	T16	71-73-70=214 (-2)
Sept. 13-14, 2021	1/17	284-281-276=841 (-23)*	Brooke Matthews	1	63-64-64=191 (-25)
* Broke NCAA 54-hole record					
Darius Rucker Intercollegiate					
Season	Finish	Score	Best Individual	Finish	Score
March 2-4, 2012	T11/15	305-312-RO=617 (+49)	Emily Tubert	T20	73-77=150 (+8)
March 8-10, 2013	T5/15	293-298-298=889 (+37)	Emily Tubert	8	76-70-72=218 (+2)
March 7-9, 2014	T7/17	297-300-295=892 (+40)	Gabriela Lopez	25	69-81-72=222 (+9)
March 5-7, 2015	9/17	293-306-302=901 (+48)	Gabriela Lopez	T23	70-76-77=218 (+10)
March 4-6, 2016	6/17	289-296-297=882 (+30)	Maria Fassi	T9	71-70-77=218 (+5)
March 3-5, 2017	11/17	302-297-299=898 (+46)	Maria Fassi	T17	72-72-76=220 (+7)
March 2-4, 2018	2/18	290-296-288=874 (+22)	Maria Fassi	1	70-71-69=210 (-3)
March 6-8, 2020	9/17	300-301-295=896 (+34)	Ela Anacona	T23	73-75-74=222 (+9)
Feb. 28-March 2, 2022	9/17	295-294-295=884 (+32)	Kajal Mistry	T9	73-72-70=215 (+2)
Feb. 27-March 1, 2023	17/17	307-297-300=904 (+52)	Kajal Mistry	T49	77-72-74=223 (+10)
March 4-6, 2024	5/17	284-295-280=859 (+7)	Kendall Todd	T8	71-74-67=212 (-1)
Evans Derby Experience					
Season	Finish	Score	Best Individual	Finish	Score
March 18-20, 2018	1/12	280-279-277=836 (-28)	Maria Fassi	1	64-67-71=202 (-14)
March 23-25, 2019	T2/14	285-299-290=874 (+10)	Maria Fassi	2	70-76=68=214 (-2)
FIU/Pat Bradley Invitational					
Season	Finish	Score	Best Individual	Finish	Score
Nov. 3-5, 1995	5/12	315-319-323=645	MacKenzie Cato	17	70-79-77=236
Golden Gopher Invitational					
Season	Finish	Score	Best Individual	Finish	Score
Sept. 10-11, 1995	4/11	318-318=636	Erika Iding	5	80-76=156



TOURNAMENT APPEARANCES

Hooters Match Play Championship

Season	Finish	Score	Best Individual	Finish	Score
Nov. 11-13, 2005	Cons. B Winners		4-1		
Nov. 3-5, 2006					

IJGA Collegiate Invitational

Season	Finish	Score	Best Individual	Finish	Score
Feb. 16-18, 2020	10	293-292-296=881 (+17)	Maria Hoyos	T10	76-67-71=214 (-2)

Jackson T. Stephens Cup

Season	Finish	Score	Best Individual	Finish	Score
Oct. 18-20, 2021	T3/6	305-291-295=891 (+27)	Cory Lopez	T5	78-72-72=222 (+6)
Oct. 10-11, 2022	7/7	299-284-292=875 (+1)	Miriam Ayora	T8	73-71-69=213 (-3)
Oct. 9-10, 2023	6/7	287-285-290=862 (-2)	Maria Jose Marin	T12	70-74-71=215 (-1)
			Reagan Zibilski	T12	71-73-71=215 (-1)

Jeanne McHaney Invitational

Season	Finish	Score	Best Individual	Finish	Score
Sept. 24-26, 2004	5/8	301-301=602 (+26)	Stacy Lewis	3	68-77=144 (E)

Kinderlou Challenge

Season	Finish	Score	Best Individual	Finish	Score
Feb. 28-M 2, 2010	13/18	308-313-305=926 (+50)	Kelli Shean	T7	74-76-72=222 (+3)

Lady Gamecock Invitational/Gamecock Intercollegiate

Season	Finish	Score	Best Individual	Finish	Score
March 22-24, 1996	12/16	323-326-321=957	Lisa Cornwell	T28	80-76-78=234
March 21-23, 1997	15/15	321-323-325=969	Jane Hilburn	T29	78-75-77=230
March 20-23, 1998	12/12	341-333-330=1004	Adrienne Mucci	T25	81-79-78=238
March 17-19, 2000	9/11	323-322-313=958	Johanna Danielsson	T15	77-76-80=233
March 1-3, 2021	12/18	299-294-298=891	Kajal Mistry	T29	74-73-74=221

Lady Gopher Invitational

Season	Finish	Score	Best Individual	Finish	Score
Sept. 15-16, 2001	Cancelled				

Lady Kat Invitational

Season	Finish	Score	Best Individual	Finish	Score
Oct. 6-8, 1995	14/17	330-310-331=634	Lisa Cornwell	34	82-76-78=236
Oct. 10-12, 1997	7/18	312-310-320=942	Kelly Hanwell	T19	81-76-76=233
Sept. 13-15, 2002	8/16	316-314=630 (+54)	Melissa Murray	T11	76-76=152 (+8)

Lady Lumberjack Invitational

Season	Finish	Score	Best Individual	Finish	Score
Oct. 7-9, 1996	5/13	316-333=649	Adrienne Mucci	T7	77-81=158

Lady Puerto Rico Golf Classic

Season	Finish	Score	Best Individual	Finish	Score
Feb. 24-26, 2006	3/16	298-294-296=888 (+24)	Amanda McCurdy	1	72-68-74=214 (-2)
Feb. 24-26, 2008	75/18	296-293-299=888 (+24)	Stacy Lewis	1	68-70-70=208 (-8)
Feb. 12-14, 2012	4/15	297-293-302=892 (+28)	Emily Tubert	2	71-70-74=215 (-1)
Feb. 10-12, 2013	2/15	291-296-297=884 (+20)	Emily Tubert	1	70-70-73=213 (-3)
Feb. 16-18, 2014	1/15	288-283-296=867 (+3)	Gabriela Lopez	3	73-68-73=214 (-2)
Feb. 15-17, 2015	1/15	290-295-291=876 (+12)	Gabriela Lopez	T3	69-75-71=215 (-1)
Feb. 14-16, 2016	2/16	289-281-300=870 (+6)	Maria Fassi	1	72-67-69=208 (-8)
Feb. 12-14, 2017	8/15	299-292-304=895 (+3)	Kaylee Benton	T18	73-71-77=221 (+5)
Feb. 11-13, 2018	1/11	284-302-296=882 (+30)	Maria Fassi	1	68-75-73=216 (+3)
Feb. 10-12, 2019	2/14	289-296-285=870 (+6)	Maria Fassi	T4	71-73-73=216 (E)

Lady Razorback Invitational / Tyson/Embassy Suites Inv. in 2005

Season	Finish	Score	Best Individual	Finish	Score
Oct. 3-4, 1998	1/6	306-322=628	Adrienne Mucci	2	76-76=152
Sept. 20-21, 1999	4/13	305-316=621	Kelly Hanwell	T13	76-78=154
Oct. 2-3, 2000	3/5	321-315-314=950			
Oct. 1-2, 2001	7/15	326-312-320=958	Lina Axelsson	T23	86-76-79=241
Oct. 7-8, 2002	1/14	310-313-314=937	Courtney Mahon	3	76-77-77=230
Sept. 7-9, 2003	1/9	291-304-303=898 (+34)	Amanda McCurdy	T1	73-73-74=220 (+4)
Oct. 17-19, 2004	3/19	303-310-307=920 (+56)	Amanda McCurdy	T9	73-77=228 (+12)
Oct. 16-18, 2005	1/16	291-299-286=889 (+12)	Ashley Medders	1	72-71-69=212 (-4)

Lady Rebel Invitational

Season	Finish	Score	Best Individual	Finish	Score
Oct. 4-5, 1997	4/19	313-311=624	Rebecca Gard	T5	79-74=153
Oct. 1-3, 1999	1/19	313-301=614	Johanna Danielsson	T2	76-71=80=227

Lady Seminole Invitational

Season	Finish	Score	Best Individual	Finish	Score
Sept. 13-15, 1996	17/19	324-327-328=979	MacKenzie Cato	T49	82-83-77=242

Lady Tar Heel Invitational / Franklin Street Trust Tar Heel Inv (1999) / Ruth's Chris Tar Heel Invitational (2013-pres.)

Season	Finish	Score	Best Individual	Finish	Score
Sept. 27-29, 1996	13/18	327-323-319=969	Jane Hilburn	T33	78-82-77=237
Sept. 25-27, 1998	12/17	317-314-323=954	Kristy Kortuem	40	77-78-81=236
Oct. 8-10, 1999	10/15	315-315-325=955	Johanna Danielsson	T13	75-79-77=231
Oct. 7-9, 2001	15/18	300-302-288=890 (+26)	Emily Tubert	T15	72-75-70=217 (+1)
Oct. 12-14, 2002	15/18	301-297-290=888 (+24)	Victoria Vela	T19	72-73-77=222 (+6)
Oct. 11-13, 2003	4/18	296-291-287=874 (+10)	Gabriela Lopez	T8	70-76-69=215 (-1)
Oct. 9-11, 2004	5/18	298-291-293=882 (+18)	Samantha Marks	T9	72-74-70=216 (E)
Oct. 9-11, 2005	2/18	302-287-291=880 (+16)	Regina Plascencia	T11	76-70-74=220 (+4)
Oct. 24-26, 2016	3/18	286-287-287=860 (-4)	Alana Uriell	3	70-70-70=210 (-6)
Oct. 13-15, 2017	4/18	288-279-284=851 (-13)	Maria Fassi	T11	73-65-72=210 (-6)
Oct. 12-14, 2018	3/18	285-287-287=859 (-5)	Dylan Kim	3	68-71-70=209 (-7)
Oct. 11-13, 2019	11/18	297-284-292=873 (+9)	Brooke Matthews	T23	71-68-76=215 (-1)

Landfall Tradition

Season	Finish	Score	Best Individual	Finish	Score
Nov. 1-3, 2002	10/12	315-319-312=946	Amanda McCurdy	T35	80-82-75=237
			Lina Axelsson	T35	77-82-78=237
Oct. 31-N. 2, 2003	4/12	304-294-304=902	Amanda McCurdy	1	72-69-75=216
Oct. 26-28, 2018	3/18	300-285-297=882 (+18)	Kaylee Benton	T3	75-69-73=217 (+1)

Las Vegas Collegiate Showdown

Season	Finish	Score	Best Individual	Finish	Score
O. 31-Nov. 1, 2005	6/16	294-295-293=882			
Oct. 26-28, 2009	5/17	299-302-303=896 (+18)	Courtney Mahon	T21	73-73-73=219 (+3)
Oct. 25-27, 2010	1/17	277-276-293=846 (+18)	Emily Tubert	1	63-68-74=205 (-11)

Liz Murphey Collegiate Classic

Season	Finish	Score	Best Individual	Finish	Score
April 12-14, 1996	12/22	327-312-320=966	Jane Hilburn	44	83-81-77=238
April 11-13, 1997	16/19	332-325-329=986	MacKenzie Cato	T62	86-77-82=245
April 10-12, 1998	16/17	327-339-322=988	Adrienne Mucci	T47	83-83-77=243
April 2-4, 1999	11/18	312-317-310=939	Adrienne Mucci	T15	78-75-76=229
March 31-April 2, 2000	16/17	317-310-323=950	Kelly Hanwell	T48	80-79-77=236
March 30-April 1, 2001	16/18	324-322-337=983			
March 22-24, 2002	18/18	320-320-314=954	Jennifer Norlein	T34	78-76-78=232
April 4-6, 2003	T13/17	316-305-315=936	Melissa Murray	T47	78-77-77=232
March 26-28, 2004	12/18	306-310-303=919	Amanda McCurdy	T14	74-76-71=212
March 25-27, 2005	11/18	306-313-306=925 (+6)	Stacy Lewis	T6	72-74-76=222 (+6)
March 24-26, 2006	9/18	324-309-301=934 (+70)	Stacy Lewis	T21	86-72-73=231 (+15)
March 23-25, 2007	3/18	300-297-300=897 (+45)	Stacy Lewis	T10	74-74-72=220 (+7)
March 21-23, 2008	4/18	305-305-306=916 (+52)	Stacy Lewis	T10	75-74-76=225 (+9)
March 27-29, 2009	14/18	310-310=310 (+22)	Kristin Ingram	T13	75 (+3)
March 26-28, 2010	3/22	312-303-297=912 (+48)	Kelli Shean	5	78-72-74=224 (+8)
April 1-3, 2011	T3/23	306-306-284=896 (+32)	Emily Tubert	2	72-73-69=214 (-2)
March 30-April 1, 2012	9/18	305-291-290=886 (+22)	Emily Tubert	T3	72-70-69=221 (-5)
April 4-6, 2014	2/16	291-Match Play (+3)	Gabriela Lopez	T1	66 (-6)
March 30-April 2, 2015	3/12	309-Match Play (+2)	Regina Plascencia	1	71 (-1)
April 1-3, 2016	T9/12	302 (L14)3-2=Match Play	Maria Fassi	T12	73 (+1)
April 7-9, 2017	4/12	304 (+16) 4-2-1 Match	Kaylee Benton	3	71 (-1)
April 13-15, 2018	T2/2	290-284-291=865 (-1)	Dylan Kim	T9	73-74-68=215 (-1)
April 11-13, 2019	T4/12	297 (+9) 1-2 Match	Brooke Matthews	T1	68 (-4)
Nov. 6-8, 2020	T8/12	296-298-291=885	Brooke Matthews	T11	75-72-71=218
March 19-21, 2021	4/18	290-295-308=893	Julia Gregg	T14	70-75-77=222
March 25-27, 2022	8/16	294-312-304=910 (+46)	Giovanna Fernandez	T16	73-78-73=224 (+8)
			Kajal Mistry	T16	72-74-76=224 (+8)
March 24-26, 2023	10/15	297-294=591 (+15)	Reagan Zibilski	T14	72-73=145 (+1)

LSU Golf Classic | LSU Tiger Classic

Season	Finish	Score	Best Individual	Finish	Score
March 15-17, 1996	16/18	329-321-316=970	Lisa Cornwell	T15	79-78-2=229
March 14-16, 1997	13/14	324-328-326=978	Rebecca Gard	40	80-82-81=243
March 13-15, 1998	T12/14	317-319-322=958	Johanna Danielsson	T22	73-78-80=231
March 12-14, 1999	6/8	316-322=638	Kristy Kortuem	12	78-78=156
April 7-9, 2000	4/12	310-327-319=956	Johanna Danielsson	9	78-79-79=236
March 13-15, 2009	4/18	298-284-287=869 (+5)	Lucy Nunn	T1*	72-68-69=209 (-7)
March 12-14, 2010	T2/23	314-316-293=923 (+59)	Victoria Vela	T24	77-81-69=227 (+1)
March 11-13, 2011	1/21	305-296-287=888 (+24)	Emily Tubert	3	78-70-71=219 (+3)
March 22-24, 2013	1/14	293-297-309=899 (+35)	Emily Tubert	1	72-72-72=216 (E)
March 21-23, 2014	1/15	302-292-288=882 (+18)	Gabriela Lopez	T1*	74-71-68=213 (-3)
Sept. 28-29, 2009	2/13	308-305-291=904 (+33)	Regina Plascencia	T4	75-75-73=223 (+7)
March 20-22, 2016	2/17	299-302-296=897 (+9)	Maria Fassi	4	74-74=148 (+2)
March 24-26, 2017	3/15	293-291-289=873	Cara Gorlei	3	72-70-71=213 (-3)
April 6-7, 2021	5/14	292-298-290=880 (+16)	Brooke Matthews	T2	70-74-70=214 (-2)

*Won Playoff

Marilyn Smith Sunflower

Season	Finish	Score	Best Individual	Finish	Score
Sept. 28-29, 2009	2	308-305-291=904 (+40)	Kelli Shean	1	74-68-67=209 (-7)

Mary Fossum Invitational

Season	Finish	Score	Best Individual	Finish	Score
Sept. 20-21, 2003	3				

TOURNAMENT APPEARANCES

March 17-19, 2023	12/17	287-289-288=864 (E)	Miriam Ayora	11	70-70-69=209 (-7)
March 15-17, 2024	74/15	291-283-289=863 (-1)	Maria Jose Marin	2	72-66-70=208 (-8)

NCAA Championship

Season	Finish	Score	Best Individual	Finish	Score
May 17-19, 2005	11/24	296-307-293-301=1197 (+45)	Amanda McCurdy	T34	71-82-70-75=298 (+10)
May 17-20, 2006	10/24	299-313-298-299=1205 (+53)	Stacy Lewis	T9	76-76-76-66 (+6)
May 22-25, 2007	-	-	Stacy Lewis	1	71-71-74-66=292 (ind)
May 20-23, 2008	8/24	298-297-302-297=1194 (+42)	Stacy Lewis	1	73-72-75-72=292 (+4)
May 17-20, 2011	15/24	305-296-296-293=1190 (+38)	Kelly Shean	2	75-71-70-68=286 (-4)
May 23-26, 2012	23/24	303-301-309-301=1214 (+62)	Emily Tubert	T3	70-74-71-72=296 (+8)
May 21-24, 2013	13/24	296-293-302-309=1200 (+48)	Victoria Vela	T37	74-71-77-76=298 (+10)
May 22-25, 2015	9/24	310-306-303-298=1217 (+65)	Gabriela Lopez	T2	70-76-74-66=286 (-2)
May 20-25, 2016	12/24	292-291-298-292=1173 (+21)	Alana Uriell	T20	70-74-71-71=289 (+1)
May 19-22, 2017	-	-	Cara Gorlei	T74	84-77-75=236 (-20)
May 18-21, 2018	10	308-300-289-289=1186 (+34)	Dylan Kim	T21	72-73-75-72=292 (+4)
May 17-21, 2019	15	302-296-302-300=1200 (+24)	Maria Fassi	1	72-71-68=211 (-8)
May 20-22, 2022	122	307-305-301-913 (+49)	Kajal Mistry	T34	73-78-72=223 (+7)
			Julia Gregg	T34	74-73-76=223 (+7)
May 17-20, 2024	10	288-290-299-300=1177	Maria Jose Marin	T4	72-68-71-72=283 (-5)

NCAA Preview | Dale McNamara Fall Preview

Sept. 22-24, 2006	13/18	307-297-301=905 (+41)	Stacy Lewis	T29	78-75-71=224 (+8)
			Lucy Nunn	T29	75-76-73=224 (+8)
Sept. 7-8, 2008	11/15	310-306-308=924 (+60)	Lucy Nunn	T30	74-74-78=226 (+10)
Sept. 9-11, 2013	6/15	291-289-277=857 (+17)	Regina Plasencia	5	70-69-69=208 (-2)

NCAA Regional Championship

Season	Finish	Score	Best Individual	Finish	Score
E-May 10-12, 2000	24/25	323-315-310=948	Nelly Hanwell	T75	78-80-78=236
C-May 8-10, 2003	115/21	315-310-319=944	Courtney Mahon	T24	75-78-78=231
C-May 6-8, 2004	16/21	308-325-317=950	Amanda McCurdy	T15	76-75-77=228
C-May 5-7, 2005	8/12	300-311-304=915 (+51)	Courtney Mahon	T31	72-81-76=229 (+13)
W-May 5-7, 2006	8/21	299-307-305=911 (+47)	Stacy Lewis	T11	77-74-71=222 (+6)
C-May 10-12, 2007	9/21	291-301-314=906 (+42)	Stacy Lewis	T3	70-72-72=213 (-3)
W-May 8-10, 2008	15/21	291-297-294=882 (+18)	Kristin Ingram	T6	73-71-70=214 (+2)
W-May 7-9, 2009	19/21	289-296-297=882 (+18)	Lucy Nunn	T23	72-72-75=219 (+3)
W-May 6-8, 2010	13/24	309-299-304=911 (+59)	Victoria Vela	T38	77-77-73=227 (+4)
			Alex Schulte	T38	78-72-71=227 (+4)
C-May 5-7, 2011	4/24	307-303-289=899 (+35)	Emily Tubert	T3	75-69-75=219 (+3)
C-May 10-12, 2012	8/24	310-308-295=913 (+49)	Emily Tubert	T4	75-75-68=218 (-2)
E-May 9-11, 2013	13/24	283-294-287=864 (E)	Emma Lavy	T11	67-75=72=214 (-2)
C-May 8-10, 2014	11/24	209-295-300=904 (+40)	Gabriela Lopez	T19	71-71-74=222 (+6)
May 7-9, 2015	3/18	306-296-290=892 (-40)	Gabriela Lopez	T2	73-72-71=216 (+3) (St. George)
May 6-8, 2016	5/18	298-291-290=879 (+27)	Alana Uriell	3	72-67-71=210 (-3) (Stanford)
May 8-10, 2017	8/18	309-301-300=910 (+46)	Cara Gorlei	T7	74-72-74=220 (+4) (Columbus)
May 7-9, 2018	11/14	284-271-283=838 (26)	Maria Fassi	1	69-70-69=208 (-8) (Austin)
May 6-8, 2019	4/23	287-296-286=869 (+5)	Maria Fassi	15	69-72-69=210 (-6) (Cle Elum)
May 10-12, 2021	16/18	299-282-298=879 (+15)	Kajal Mistry	T12	77-67-73=217 (Louisville)
May 9-11, 2022	13/12	291-291-298=880 (+28)	Ela Anaconda	T5	69-73-73=215 (+2) (Ann Arbor)
May 8-10, 2023	6/12	297-297-286=880 (+16)	Kajal Mistry	5	74-73-69=216 (E) (Palm Beach Gardens)
May 6-8, 2024	1/12	280-280-304=864 (E)	Kajal Mistry	T1	66-69-75=210 (-6) (Las Vegas)

Northrop Grumman Regional Challenge

Season	Finish	Score	Best Individual	Finish	Score
Feb. 13-15, 2006	9/14	309-305-308=922 (+70)	Amanda McCurdy	T20	75-77-76=228 (+15)

Old Waverly Invitational

Season	Finish	Score	Best Individual	Finish	Score
Sept. 10-12	3/11	294-291-297=882 (+18)	Emma Lavy	5	70-71-73=214 (-2)

Pac 10-SEC Challenge

Season	Finish	Score	Best Individual	Finish	Score
Nov. 5-7, 2010	11/21	288-296-307=891 (+39)	Kelly Shean	T18	71-72-76=219 (+6)

PING ASU Classic

Season	Finish	Score	Best Individual	Finish	Score
April 10-12, 2015	11/15	284-289-301=883 (+19)	Gabriela Lopez	T6	70-70-74=214 (-2)

Peg Barnard Invitational | Stanford Intercollegiate

Season	Finish	Score	Best Individual	Finish	Score
Oct. 20-22, 2006	10/15	305-291-290=886 (+34)	Stacy Lewis	T1	71-67-69=207 (+6)
Oct. 19-21, 2007	4/17	299-298-289=886 (+34)	Stacy Lewis	1	69-72-70=211 (-2)
Oct. 17-19, 2008	18/16	282-299-291=872 (+20)	Kristin Ingram	T5	70-70-71=211 (-2)

Pepperdine Wave Invitational

Season	Finish	Score	Best Individual	Finish	Score
Nov. 11-12, 1997	4/18	314-320=634	Johanna Danielsson	T4	79-75=154
			Kelly Hanwell	T4	74-80=154
Feb. 16-17, 1999	2/20	312-307=619	Adrienne Mucci	*	74-73=147

Powerade Cougar Classic (College of Charleston)

Season	Finish	Score	Best Individual	Finish	Score
Sept. 14-16, 2014	1/23	283-283-279=846 (-18)	Regina Plasencia	T5	69-70-69=208 (-8)
Sept. 13-15, 2015	1/20	282-283-292=857 (-7)	Regina Plasencia	T3	70-72-70=212 (-4)
Oct. 2-4, 2016	9/20	293-288-290=871 (+7)	Cara Gorlei	T27	73-72-72=217 (+1)
Sept. 9-11, 2018	3/18	282-278-300=860	Maria Fassi	8	69-68-80=137 (-7)
Sept. 9-10, 2019	4/17	287-288-280=855 (-9)	Brooke Matthews	T16	71-73-70=214 (-2)

Purdue Puerto Rico Classic

Season	Finish	Score	Best Individual	Finish	Score
Feb. 4-6, 2024	115	293-285-276=854 (-10)	Ela Anaconda	10	72-71-70=213 (-3)

Ram Fall Classic

Season	Finish	Score	Best Individual	Finish	Score
Sept. 12-13, 1997	7/12	303-320-312=935	Johanna Danielsson	T6	75-76-75=226

Roadrunner Invitational

Season	Finish	Score	Best Individual	Finish	Score
Oct. 28-30, 1996	13/19	337-327-341=1005	MacKenzie Cato	T34	85-79-81=245

Schooner Fall Classic

Season	Finish	Score	Best Individual	Finish	Score
Oct. 4-6, 2014	3/17	290-272-274=836 (-4)	Regina Plasencia	T7	71-66-70=207 (-3)

Shootout at the Legends

Season	Finish	Score	Best Individual	Finish	Score
Oct. 8-9, 2001	17/19	319-312-320=951 (+87)	Lina Axelsson	T21	74-75-77=226 (+10)
Oct. 6-7, 2003	14/18	293-305-296=894	Courtney Mahon	T10	70-77-73=220

Southeastern Conference Championship

Season	Finish	Score	Best Individual	Finish	Score
April 19-21, 1996	12/12	334-329=663	Erika Iding	T39	80-82=162
April 18-20, 1997	12/12	328-322-327=977	MacKenzie Cato	T50	84-83-76=243
			Adrienne Mucci	T50	81-81-81=243
April 17-19, 1998	10/12	304-326-317=947	Johanna Danielsson	T33	77-80-80=237
April 16-18, 1999	5/12	315-315-301=931	Adrienne Mucci	T9	79-77-74=230
April 21-23, 2000	8/12	318-311-327=956	Kristy Kortuem	T9	77-76=152
April 20-22, 2001	12/12	315-321-307=943			
April 19-21, 2002	6/12	320-301-313=934	Melissa Murray	38	79-73-82=233
April 18-20, 2003	6/12	297-316-312=925	Stacy Lewis	T5	70-76-77=224
April 16-18, 2004	9/12	297-308-304=909	Melissa Murray	T26	74-76=75=225
April 15-17, 2005	3/12	301-309-295=905 (+41)	Stacy Lewis	1	72-75-67=214 (-2)
April 15-17, 2006	5/12	304-297-296=897 (+33)	Amanda McCurdy	T18	73-78-73=224 (+8)
April 20-22, 2007	9/12	296-299-311=906 (+42)	Alex Schulte	T15	74-72-76=222 (+6)
April 18-20, 2008	2/12	297-298-296=891 (+27)	Stacy Lewis	1	69-73-72=215 (-2)
April 17-19, 2009	7/12	295-287-296=878 (+26)	Kristin Ingram	T4	73-70-73=216 (E)
April 16-18, 2010	3/12	280-288-291=859 (+7)	Kelli Shean	4	69-71-70=210 (-3)
April 15-17, 2011	4/12	289-305-298=892 (+28)	Emily Tubert	T4	69-72-74=215 (-1)
April 20-22, 2012	2/12	309-295-313=917 (+53)	Emily Tubert	3	78-70-73=221 (+5)
April 19-21, 2013	17/14	313-308-302=923 (+59)	Emily Tubert	T3	76-74=76=226 (+10)
April 18-20, 2014	3/14	294-297-301=892 (+28)	Gabriela Lopez	T2	73-72-72=217 (+1)
April 17-19, 2015	8/14	300-293-298=891 (+27)	Gabriela Lopez	T7	71-70-73=214 (-2)
April 15-17, 2016	3/14	300-394-288=882 (+18)	Maria Fassi	T5	75-71-69=215 (-1)
April 23-25, 2017	4/14	283-287-287=857 (-7)	Kaylee Benton	T7	73-70-69=212 (-4)
April 20-22, 2018	1/14	299-293-283=875 (+1)	Maria Fassi	T1	70-70-69=209 (-7)
3-0 in match play					
April 17-21, 2019	3/14	291-287-290=868 (+4)	Maria Fassi	1	71-68-71=210 (-6)
0-1 in match play					
April 14-17, 2021	8/14	279-283-290=852 (-12)	Brooke Matthews	9	66-71-70=207 (-9)
0-1 in match play					
April 13-15, 2022	13/14	296-299-304=899 (+35)	Julia Gregg	T24	68-75-78=221 (+5)
April 12-14, 2023	13/14	306-312-298=916 (+52)	Miriam Ayora	T43	75-78-76=229 (+13)
April 12-15, 2024	6/14	282-292-283=857 (+17)	Kajal Mistry	T11	71-72-69=212 (+2)
			Kendall Todd	T11	67-72-73=212 (+2)

SunTrust/Gator Invitational

Season	Finish	Score	Best Individual	Finish	Score
Feb. 27-M 1, 1998	16/19	318-309-319=946	Johanna Danielsson	T25	74-75-77=226
Feb. 26-28, 1999	8/19	309-316=625	Kristy Kortuem	T4	71-78=149
Feb. 25-27, 2000	11/15	317-305-324=946	Kristy Kortuem	T23	74-76-83=233
Feb. 23-27, 2001	10/17	310-315-320=945			
Feb. 22-24, 2002	16/15	319-324-326=969	Lina Axelsson	T37	77-80-80=237
March 7-9, 2004	11/15	322-308-319=949	Amanda McCurdy	T29	79-75-81=235
March 4-6, 2005	19/18	303-312-314=929 (+89)	Stacy Lewis	T11	75-75-77=227 (+1)
March 6-7, 2011	5/17	298-296-305=899 (+59)	Emily Tubert	T3	76-71-69=216 (+6)
March 16-18, 2012	16/17	297-299-289=885 (+45)	Emily Tubert	T4	72-70-68=220 (E)

Susie Maxwell Bern

COACHING RECORDS

	Year	SEC	Regional	NCAA	Record
Sue Ertl	1995-96	12th	-	-	36-81
Totals	1	12th	-	-	36-81

*Spent 1994-95 assembling team and laying the foundation for the first year of golf in 1995-96.

Ulrika Fisher	1996-97	12th	-	-	37-114-2
Ulrika Fisher	1997-98	10th	-	-	58-91-2
Ulrika Fisher	1998-99	5th	-	-	76-58-1
Ulrika Belline	1999-00	8th	24th, Central	-	63-78-1
Ulrika Belline	2000-01	12th	-	-	49-92
Ulrika Belline	2001-02	11th	-	-	35-97-1
Totals	6	5th	1 appearance	-	318-530-7

*Took program to its first NCAA Regional appearance finishing 24th in the East.

Kelley Hester	2002-03	6th	T15th, Central	-	79-69-4
Kelley Hester	2003-04	9th	T16th, Central	-	93-63-2
Kelley Hester	2004-05	3rd	8th, Central	T11	138-58-2
Kelley Hester	2005-06	5th	8th, West	10th	128-48-1
Kelley Hester	2006-07	9th	9th, Central	Stacy Lewis (1st)	89-72-1
Totals	5	3rd	5 appearances	2 appearances	527-310-10

*Took program to its first NCAA Championship, had the first All-SEC First Team selections, first-ever All-Americans and first NCAA Champion (Stacy Lewis, 2007)

Shauna Estes	2007-08	2nd	T5th, West	8th	157-43-2
Shauna Estes-Taylor	2008-09	T2nd	T9th, West	-	77-79-4
Shauna Estes-Taylor	2009-10	3rd	13th, West	-	94-76
Shauna Estes-Taylor	2010-11	4th	4th, Central	T5th	161-39-5
Shauna Estes-Taylor	2011-12	2nd	8th, Central	23rd	72-115-4
Shauna Estes-Taylor	2012-13	T7th	T3rd, East	T13th	130-34-1
Shauna Estes-Taylor	2013-14	3rd	T11, Central	-	111-22-1
Shauna Estes-Taylor	2014-15	8th	3rd, St. George	9th	139-43
Shauna Estes-Taylor	2015-16	3rd	5th, Stanford	T12th	153-36
Shauna Estes-Taylor	2016-17	4th	8th, Columbus	Cara Gorlei (T78)	102-43
Shauna Taylor	2017-18	1st	1st, Austin	10th	152-16
Shauna Taylor	2018-19	T5	4th, Cle Elum	T5th (Maria Fassi, 1st)	144-30
Shauna Taylor	2019-20	N/A	N/A	N/A	44-31
Shauna Taylor	2020-21	8th	T6th, Louisville	-	92-56
Shauna Taylor	2021-22	13th	T3rd, Ann Arbor	T22	75-73
Shauna Taylor	2022-23	13th	6th, Palm Beach	-	47-78
Shauna Taylor	2023-24	6th	1st, Las Vegas	10	109-37
Totals	17	1st	16 appearances	10 appearances	1,854-851-17



**SUE
ERTL**



**ULRIKA
FISHER**



**KELLEY
HESTER**



**SHAUNA
TAYLOR**

COACHING NOTES

22 NCAA Regional Appearances
 21 consecutive (2003-present)
 17 under Shauna Estes-Taylor
 Best: 1, 2024, Las Vegas
 2018, Austin, Texas

12 NCAA Appearances
 10 under HC Shauna Taylor
 2 under AC Shauna Taylor
 2 NCAA Individual Appearances
 2 NCAA Individual Champion
 Stacy Lewis, 2007
 Maria Fassi, 2019

15 Top-5 SEC Finishes
 10 under HC Shauna Taylor
 Best 1st - 2018 - Shauna Taylor

ASSISTANT COACHES



Anne Clark

1998
1999



Jodi Sykes

2000



Shauna Estes

2003
2004
2005
2006
2007



Mike Adams

2008 2014 2020
 2009 2015 2021
 2010 2016 2022
 2011 2017 2023
 2012 2018 2024
 2013 2019

TEAM VICTORIES

1998 LADY RAZORBACK INVITATIONAL PINNACLE CC -- ROGERS, ARK.

1	ARKANSAS	306-322=628
2	Nevada	320-310=630
3	Tennessee Tech	314-320=634
4	Southern Illinois	319-344=663
5	Illinois State	332-332=664
6	Oral Roberts	342-328=670

Arkansas Individuals

2	Adrienne Mucci	71-79-152
6	Jane Hilburn	76-82=158
T9	Johanna Danielsson	75-85=160
11	Lauren Baugh	81-80=161
15	Kristy Kortuem	79-84=163
T16	Rebecca Gard*	83-81=164
T32	Laura Kennan*	86-90=176

* - Individual

1999 LADY REBEL INVITATIONAL UNIVERSITY GOLF COURSE -- OXFORD, MISS.

1	ARKANSAS	313-301-313=927
2	Arkansas State	323-307-310=940
3	Arkansas-Little Rock	321-320-310=942
4	Troy State	314-316-313=943
5	Georgia State	318-316-310=944
6	Central Florida	321-314-311=946
7	Charleston	317-316-314=947
8	South Alabama	325-316-310=951
9	Winthrop	331-314-309=954
10	Southern Illinois	329-312-315=956
11	Jacksonville State	332-314-313=959
12	Mississippi	330-318-313=961
13	Southern Miss	318-323-324=965
14	Murray State	321-324-325=970
15	Austin Peay	336-328-324=988
16	New Orleans	335-326-335=996
17	UAB	347-332-320=999
18	Mobile	335-353-337=1025
19	Eastern Illinois	354-353-346=1053

Arkansas Individuals

T13	Johanna Danielsson	74-71-73=218
T41	Kelly Hanwell	74-80-86=240
T43	Lauren Baugh	83-81-77=241
61	Kristy Kortuem	83-80-85=248
69	Adrienne Mucci	84-76-93=253

2002 LADY RAZORBACK INVITATIONAL PINNACLE CC -- ROGERS, ARK.

1	ARKANSAS	310-313-314=937
2	Oral Roberts	324-310-312=946
3	Augusta State	324-315-323=962
4	Illinois State	336-315-313=964
5	Middle Tennessee	328-321-315=964
6	SMU	339-311-322=972
7	Murray State	327-326-320=973
8	Lamar	333-326-325=984
9	Wichita State	335-333-335=1003
10	UMKC	342-329-337=1008
11	Tennessee Tech	336-345-329=1010
12	Sam Houston	360-342-334=1036
13	SW Missouri	362-335-348=1045
14	West Florida	420-411-398=1229

Arkansas Individuals

3	Courtney Mahon	76-77-77=230
4	Amanda McCurdy	76-76-79=231
T9	Melissa Murray	81-78-78=237
T15	Lina Axelsson	77-83-80=349
T41	Gena Johnson	86-85-82=253



Head coach Kelley Hester hands out awards at the 2002 Lady Razorback Invitational. Pictured are (L-R): Hester, Jennifer Norlien, Catherine Beckett, Gena Johnson, Melissa Murray, Amanda McCurdy, Lina Axelsson and Courtney Mahon.

2003 TYSON/EMBASSY SUITES INVITATIONAL PINNACLE CC -- ROGERS, ARK.

1	ARKANSAS	291-304-303=898
2	Mississippi	308-290-307=905
3	Nebraska	311-303-306=920
4	Texas A&M	310-301-312=923
5	Oral Roberts	313-309-316=938
T6	Southern Miss	313-315-319=947
T6	Iowa State	317-314-316=947
8	Augusta State	316-327-340=983
9	Wichita State	340-335-333=1008

Arkansas Individuals

1	Amanda McCurdy	73-73-74=220**
4	Courtney Mahon	71-75-77=223
T9	Gena Johnson	73-80-76=229
16	Lina Axelsson	74-78-80=232
T34	Jennifer Norlien	86-78-76=240
T30	Melissa Murray*	76-76-87=239
T37	Sarah Trew*	85-74-82=241
T47	Lindsey Hinshaw*	81-84-86=251

* - Individual

** - Lost in playoff



The Razorbacks' home event underwent a name change and Arkansas was still on top in 2003.

2004 ADIDAS FALL CLASSIC PGA VILLAGE -- PGA VILLAGE, FLA.

1	Baylor	302-300-297=899
2	ARKANSAS	302-309-289=900
3	Missouri	305-297-302=904
4	Kent State	301-306-307=914
5	Nebraska	301-316-301=918
6	Iowa State	311-303-307=921
7	Arkansas-Little Rock	309-311-307=927
8	Notre Dame	320-305-307=932
9	North Texas	324-311-311=946
10	Arkansas State	325-334-328=987
11	Youngstown State	338-347-331=1016

Arkansas Individuals

T2	Amanda McCurdy	70-78-68=216
T7	Lina Axelsson	77-74-73=224
T13	Courtney Mahon	76-76-75=227
T33	Melissa Murray	79-81-77=237
39	Gena Johnson	87-82-73=242
62	Jennifer Norlien	85-92-83=260

Although the above results list Arkansas as the runner-up, Golfstat recognizes this event as a win for the Razorbacks. The tournament allowed teams to compete six athletes and count the top five and Baylor won. Golfstat allows five players with four who count making Arkansas the winner.

2005 TYSON/EMBASSY SUITES INVITATIONAL PINNACLE CC -- ROGERS, ARK.

1	ARKANSAS	291-299-286=876	+12
2	Notre Dame	299-303-294=896	+32
3	Kentucky	311-291-304=906	+42
4	Nebraska	298-313-300=911	+47
5	Augusta State	303-310-302=915	+51
6	Illinois State	313-302-301=916	+52
7	Iowa	304-302-311=917	+53
8	Kansas	303-309-306=918	+54
9	Kansas State	306-315-298=919	+55
10	Wisconsin	307-316-316=939	+75
11	Michigan	315-310-316=941	+77
12	Iowa State	320-310-312=942	+78
13	Oral Roberts	317-325-305=947	+83
14	Missouri State	315-316-321=952	+88
15	Southern Miss	304-320-333=957	+93
16	Wichita State	329-320-322=971	+107

Arkansas Individuals

1	Ashley Medders	72-71-69=212 (Ind.)	-4
T2	Stacy Lewis	72-73-70=215-1	-1
T2	Courtney Mahon	71-71-73=215	-1
5	Amanda McCurdy	72-78-68=218	+2
T20	Sarah Trew	76-77-76=229	+13
T28	Lindsey Hinshaw	76-79-75=230	+14
T64	Lucy Nunn*	78-74-89=241	+25
72	Whitney Sylvan*	77-88-81=246	+30

* - Individual

2006 TEXAS A&M "MO" MORIAL TRADITIONS--COLLEGE STATION, TEXAS

T1	ARKANSAS	307-301-315=923	+59
T1	Texas A&M	306-304-313=923	+59
3	TCU	318-309-308=935	+71
4	SMU	317-314-311=942	+78
5	Oklahoma	315-313-315=943	+79
6	Baylor	325-305-314=944	+80
7	Kent State	321-314-310=945	+81
8	Tulsa	325-304-319=948	+84
9	Missouri	325-314-315=954	+90
10	Kansas	321-328-322=971	+107
11	Nebraska	330-329-320=979	+115
12	Kansas State	326-329-329=984	+120
T13	Iowa State	335-331-322=988	+124
T13	Oregon State	321-337-330=988	+124
15	Redlands	337-319-333=989	+125
16	UTEP	317-334-340=991	+127
17	Wisconsin	328-330-339=997	+133
18	Notre Dame	334-329-349=1012	+148

Arkansas Individuals

3	Stacy Lewis	75-72-79=226	+10
T6	Amanda McCurdy	74-73-82=229	+13
T17	Lindsey Hinshaw	78-77-80=235	+19
T21	Courtney Mahon	80-80-77=237	+21
T24	Ashley Medders	80-79-79=238	+22
T59	Lucy Nunn*	84-81-83=248	+32

* - Individual

TEAM VICTORIES



The team poses at the Texas A&M "Mo" Morial in 2006. Pictured (L-R): Lyndsay Hinshaw, Courtney Mahon, Lucy Nunn, head coach Kelley Hester, Stacy Lewis, Amanda McCurdy and Ashley Medders.



Ann Rhoads Winners

2007 UA ANN RHOADS INTERCOLLEGIATE NORTH RIVER CC -- TUSCALOOSA, ALA.

1	6 ARKANSAS	295-300-291=886	+34
2	7 Auburn	301-300-293=894	+42
3	5 Florida	307-300-289=896	+4
T4	19 Notre Dame	298-300-299=897	+45
T4	38 Louisville	297-299-301=897	+45
6	Furman	299-301-299=899	+47
T7	15 Alabama	313-292-300=905	+53
T7	35 Southern Carolina	300-308-297=905	+53
9	33 Texas	307-305-296=908	+56
10	26 Louisiana State	304-304-304=912	+60
11	Mississippi	305-306-306=917	+65
12	Central Florida	303-300-317=920	+68
13	Kansas	317-312-297=926	+74
14	Northwestern	308-322-301=931	+79
T15	43 Kentucky	309-303-320=932	+80
T15	37 Florida State	318-301-313=932	+80
T15	Mississippi State	311-310-311=932	+80
18	Samford	332-322-325=979	+127

Arkansas Individuals

1	Stacy Lewis	68-76-69=213	E
T13	Kristin Ingram	77-76-71=224	+11
T34	Alex Schulte	75-80-74=229	+16
T34	Lucy Nunn	75-77-77=229	+16
T41	Kelli Shean	80-71-79=230	+17

2010 SUSIE MAXWELL BERNING CLASSIC

NORMAN, OKLA./JIMMIE AUSTIN OU GC

SEPT. 24-26, 2010

PAR 72 || 6,327 YDS

1	ARKANSAS	290-290-291=871	+7
2	Oklahoma	287-288-301=876	+12
3	Tulsa	290-302-302=894	+30
4	Mississippi	297-294-304=895	+31
5	Texas State	312-300-304=916	+52
6	Middle Tennessee	309-301-311=921	+57
7	Redlands CC	312-312-313=937	+73
8	Oklahoma City	318-323-322=963	+99

Arkansas Individuals

1	Emily Tubert	69-72-70=211	-5
2	Kelli Shean	69-71-73=213	-3
T12	Victoria Vela	76-75-74=225	+9
T14	Corinna Rees	76-76-74=226	+10
T18	Emma Lavy	79-72-77=228	+12
T24	Meagan Roberts*	77-75-80=232	+16

* - Individual



Arkansas wins at the 2010 Susie Maxwell Berning Classic. Pictured (L-R): assistant coach Mike Adams, Emily Tubert, Corinna Rees, Kelli Shean, Victoria Vela, Emma Lavy. Front Row (L-R): Meagan Roberts, head coach Shauna Estes-Taylor.



The 2010-11 Razorbacks dominated the field at the Las Vegas Collegiate Showdown. Pictured are (L-R): Emily Tubert, Corinna Rees, Kelli Shean, Victoria Vela, Meagan Roberts and Emma Lavy.

2010 LAS VEGAS COLLEGIATE SHOWDOWN

BOULDER CREEK, NEV.

BOULDER CREEK GOLF COURSE

OCT. 25-27, 2010

PAR 72 || 6,329 YARDS

1	19 ARKANSAS	277-276-293=846	-18
2	26 Kent State	296-277-296=869	+5
3	11 Arizona	295-276-301=872	+8
T4	35 Louisville	295-279-302=876	+12
T4	33 Washington	294-288-294=876	+12
T6	25 Oregon	299-289-289=877	+13
T6	43 Minnesota	300-281-296=877	+13
8	Missouri	298-288-307=893	+29
9	47 East Carolina	304-278-312=894	+30
10	40 UNLV	296-292-307=895	+31
11	50 New Mexico	303-292-303=898	+34
12	Colorado State	298-295-308=901	+37
13	41 San Diego State	306-288-311=905	+41
14	Idaho	302-297-307=906	+42
15	UC Irvine	309-293-305=907	+43
16	San Jose State	307-295-314=916	+52
17	Washington State	309-297-314=920	+56

Arkansas Individuals

1	Emily Tubert	63-68-74=205	-11
T2	Kelli Shean	70-67-73=210	-6
T2	Corinna Rees	74-67-69=210	-6
T32	Victoria Vela	71-75-77=223	+7
T35	Emma Lavy	73-74-77=224	+8
T76	Meagan Roberts	82-73-80=235	+19

TEAM VICTORIES



Arkansas wins at LSU. Pictured (L-R): head coach Shauna Estes-Taylor, Emily Tubert, Victoria Vela, Kelli Shean, Corinna Rees, Emma Lavy and assistant coach Mike Adams.

Arkansas Champion		LSU Tiger Classic			
TEAM		RD 1	RD 2	RD 3	RD 4
Shauna Estes-Taylor COACH		305	296	601	287
TEAM TOTALS		305	296	601	287
		RD 1	RD 2	RD 3	RD 4
TUBERT Emily		78	70	148	71
REES Corinna		81	79	160	72
VELA Victoria		76	73	149	73
SHEAN Kelli		77	74	151	71
LAVY Emma		74	82	156	76

The scorecard from LSU.

2011 LSU GOLF INVITATIONAL

BATON ROUGE, LA./UNIVERSITY CLUB

MARCH 12-14, 2011

PAR 72 || 6,194 YARDS

1	ARKANSAS	305-296-287=888	+24
2	Virginia	301-300-294=895	+31
T3	Alabama	301-300-299=900	+36
T3	Duke	300-302-298=900	+36
T3	Tennessee	305-297-298=900	+36
6	LSU	300-305-297=902	+38
7	Wake Forest	294-307-308=909	+45
8	Texas A&M	298-308-304=910	+46
9	NC State	310-306-295=911	+47
10	Louisville	303-309-302=914	+50
11	Tulane	312-302-304=918	+54
12	TCU	310-309-308=927	+63
13	North Carolina	304-322-302=928	+64
14	South Carolina	319-307-308=934	+70
15	Mississippi	314-309-315=938	+74
16	Furman	310-328-307=945	+81
17	UNCW	328-318-312=958	+94
18	Kentucky	313-324-322=959	+95
19	ULM	332-311-319=962	+98
20	Mississippi State	316-326-321=963	+99
21	Charleston	323-326-318=967	+103

Arkansas Individuals

3	Emily Tubert	78-70-71=219	+3
T7	Kelli Shean	77-74=71=222	+6
T7	Victoria Vela	76-73-73=222	+6
T43	Corinna Rees	81-79-72=232	+16
T43	Emma Lavy	74-82-76=232	+16



The Razorbacks led wire-to-wire winning the LSU Tiger Golf Classic in 2013. Emily Tubert was the individual winner as well. Pictured (L-R): Emily Tubert, Gabriela Lopez, Emma Lavy, Victoria Vela, head coach Shauna Estes-Taylor, Regina Plasencia, assistant coach Mike Adams.

2013 LSU TIGER GOLF CLASSIC

BATON ROUGE, LA. || UNIVERSITY CLUB

MARCH 22-24, 2013

PAR 72 || 6,305 YARDS

1	8 ARKANSAS	293-297-309=899	+35
2	25 Tulane	298-302-309=909	+45
3	30 LSU	306-294-312=912	+48
4	TCU	301-303-312=916	+52
T5	18 Georgia	315-293-311=919	+55
T5	Wake Forest	316-302-301=919	+55
7	29 Tennessee	305-297-319=921	+57
8	36 Kentucky	304-311-309=924	+60
9	43 Florida State	301-307-321=929	+65
10	20 NC State	302-301-327=930	+66
11	Missouri	309-315-311=935	+71
12	48 Mississippi	322-294-325=941	+77
13	Louisiana Monroe	323-319-324=966	+102
14	UNCW	335-329-328=992	+128

Arkansas Individuals

1	Emily Tubert	72-72-72=216	E
T16	Gabriela Lopez	71-76-81=228	+12
T23	Emma Lavy	74-76-79=229	+13
27	Regina Plasencia	78-73-79=230	+14
T28	Victoria Vela	76-76-79=231	+15

2013 MERCEDES BENZ COLLEGIATE

KNOXVILLE, TENN. || CHEROKEE COUNTRY CLUB

SEPT. 20-22, 2013

PAR 71 || 5,897 YARDS

1	ARKANSAS	282-281=563	-5
2	South Carolina	279-292=571	+3
3	Tulane	290-289=579	+11
4	Tennessee	285-296=581	+13
5	UCF	286-296=582	+14
6	Louisville	283-302=585	+17
7	Notre Dame	298-290=588	+20
8	Chattanooga	292-299=591	+23
T9	Michigan	296-297=593	+25
T9	Mississippi State	293-300=593	+25
11	College of Charleston	301-297=598	+30
12	Campbell	298-301=599	+31
13	Penn State	292-309=601	+33
14	UTSA	299-303=602	+34
T15	Mississippi	294-309=603	+35
T15	Rollins College	298-305=603	+35
17	Missouri	299-305=604	+36

Arkansas Individuals

1	Emily Tubert	69-R0-68=137	-5
T2	Regina Plasencia	69-R0-71=140	-2
T2	Gabriela Lopez	72-R0-68=140	-2
T19	Summar Roachell	72-R0-74=146	+4
T56	Emma Lavy	78-R0-74=152	+10
T74	Olivia Lavy	80-R0-75=155	+13



TEAM VICTORIES

2014 LADY PUERTO RICO CLASSIC

RIO MAR, PUERTO RICO || RIO MAR CC; RIVER COURSE
FEB. 16-18, 2014
PAR 72 || 6,191 YARDS

1	8 ARKANSAS	288-283-296=867	+3
2	40 GRU Augusta	297-287-297=881	+17
3	19 Northwestern	301-290-295=886	+22
4	29 Auburn	298-298-295=891	+27
5	Georgia	298-294-300=892	+28
T6	7 Alabama	295-303-295=893	+29
T6	Purdue	306-291-296=893	+29
T6	15 NC State	297-297-299=893	+29
9	22 Iowa State	296-298-301=895	+31
10	Tennessee	300-300-299=899	+35
11	Texas Tech	307-295-306=908	+44
12	25 Kent State	305-296-313=914	+50
13	Michigan	304-307-306=917	+53
14	Missouri	315-297-308=920	+56
15	43 TCU	308-307-306=921	+57

Arkansas Individuals

3	Gabriela Lopez	73-68-73=214	-2
T4	Emily Tubert	68-73-75=216	E
T4	Emma Lavy	73-68-75=216	E
T30	Regina Plasencia	77-76-73=226	+10
T41	Summar Roachell	74-74-80=228	+12
T30	Kayli Quinton*	78-73-75=226	+10

* - Individual



2014 POWERADE COUGAR CLASSIC

YEAMANS HALL | CHARLESTON, S.C.
SEPT. 16-18, 2014
PAR 72 || 6,204 YARDS

1	ARKANSAS	282-284-279=846	-18
2	UCLA	290-279-284=853	-11
3	Duke	294-280-282=856	-8
T4	Mississippi State	289-292-280=861	-3
T4	Virginia	288-289-284=861	-3
6	Wake Forest	282-287-293=862	-2
7	Tennessee	295-294-281=870	+6
8	UCF	288-288-295=871	+7
9	NC State	287-285-301=873	+9
10	Georgia	296-298-291=885	+21
11	Wisconsin	299-291-298=888	+24
12	Florida	297-298-294=889	+25
13	College of Charleston	293-300-300=893	+29
14	North Carolina	295-292-308=895	+31
15	Charleston Southern	294-304-303=901	+37
16	Clemson	309-291-304=904	+40
17	Ole Miss	298-303-304=905	+41
18	Indiana	308-294-307=909	+45
19	Penn State	307-300-303=910	+46
20	Maryland	304-307-300=911	+47
21	Baylor	304-304-304=912	+48
22	Missouri	305-303-309=917	+53
23	UNCG	307-313-313=933	+69

Arkansas Individuals

T5	Regina Plasencia	69-70-69=208	-8
T9	Summar Roachell	72-70-69=211	-5
T13	Gabriela Lopez	70-73-70=213	-3
T15	Samantha Marks	71-71-71=214	-2
T48	Alana Uriell	72-75-76=223	+7



2015 LADY PUERTO RICO CLASSIC

RIVER COURSE
RIO DEL MAR, PUERTO RICO
FEB. 13-15, 2015
PAR 72 || 6,191 YARDS

1	ARKANSAS	290-295-291=876	+12
2	LSU	296-292-295=883	+19
3	Iowa State	293-294-297=884	+20
4	Northwestern	296-299-290=885	+21
5	Purdue	300-300-290=890	+26
6	Kent State	291-300-301=892	+28
7	Texas Christian	293-302-298=893	+29
T8	Indiana	301-304-296=901	+37
T8	NC State	297-310-294=901	+37
10	Auburn	302-301-300=903	+39
11	GRU-Augusta	310-303-296=909	+45
12	Georgia	306-313-313=932	+68
13	Iowa	317-307-309=933	+69
14	Clemson	319-309-307=935	+71
15	Michigan	312-320-314=946	+82

Arkansas Individuals

T3	Gabriela Lopez	69-75-71=215	-1
T8	Jordy LaBarbera	75-73-70=218	+2
T8	Summar Roachell	72-72-74=218	+2
T30	Regina Plasencia	74-75-77=226	+10
T63	Kayli Quinton	79-82-76=237	+21



2014 LSU GOLF CLASSIC

BATON ROUGE, LA. || UNIVERSITY CLUB
MARCH 21-22, 2014
PAR 72 || 6,251 YARDS

1	ARKANSAS	302-292-288=882	+18
2	Central Florida	303-299-288=890	+26
3	Kentucky	302-298-299=899	+35
4	LSU	304-302-299=905	+41
5	Purdue	297-305-304=906	+42
6	Tulane	308-299-300=907	+43
7	UTSA	316-297-296=909	+45
8	Baylor	306-298-309=913	+49
9	Denver	318-302-295=915	+51
10	SMU	299-307-311=917	+53
11	Notre Dame	318-306-295=919	+55
12	Missouri	312-315-304=931	+67
13	TCU	323-312-297=932	+68
14	UNCW	315-318-305=938	+74
15	ULM	317-312-320=949	+85

Arkansas Individuals

1	Gabriela Lopez**	74-71-68=213	-3
T5	Emily Tubert	73-75-70=218	+2
T20	Summar Roachell	76-75-76=227	+11
T25	Emma Lavy	79-75-74=228	+12
T48	Regina Plasencia	84-71-79=234	+18
T62	Olivia Lavy*	76-81-82=239	+23

* - Individual

** - Won playoff




2015 POWERADE COUGAR CLASSIC

YEAMANS HALL | CHARLESTON, S.C.
SEPT. 13-16, 2015
PAR 72 || 6,204 YARDS

1	ARKANSAS	282-283-292= 857	-7
2	Georgia	290-287-287= 864	E
3	Virginia	293-282-290= 865	+1
4	Florida	290-287-292= 869	+5
5	Clemson	297-290-291= 878	+14
6	Wake Forest	289-300-300= 889	+25
7	NC State	294-297-301= 892	+28
8	Indiana	294-302-297= 893	+29
T9	Auburn	298-292-304= 894	+30
T9	UCF	288-302-304= 894	+30
11	Furman	298-291-307= 896	+32
T12	Michigan	297-298-302= 897	+33
T12	North Carolina	299-297-301= 897	+33
T14	College Charleston	303-302-295= 900	+36
16	Mississippi State	302-295-307= 904	+40
17	Wisconsin	303-315-309= 927	+63
18	Charleston So	319-297-316= 932	+68
19	Maryland	308-319-314= 941	+77
20	UNCG	320-307-331= 958	+94
T14	Penn State	304-396-300= 1000	+136

Arkansas Individuals

T3	Regina Plasencia	70-72-70=212	-4
T5	Alana Uriell	73-70-71=214	-2
T7	Gabriela Lopez	68-70-77=215	-1
T12	Summar Roachell	71-71-75=217	+1
T56	Samantha Marks	75-76-76=227	+11



TEAM VICTORIES

2016 UTSA MARYB S. KAUTH INVITATIONAL

BRIGGS RANCH | SAN ANTONIO, TEXAS

OCT. 23-25, 2016

PAR 72 || 6,450 YARDS

1	ARKANSAS	288-274-286=848	-16
2	Texas A&M	290-280-283=853	-11
3	Tennessee	285-285-291=861	-3
4	Mississippi State	284-292-287=863	-1
5	TCU	298-281-285=864	E
6	SMU	294-291-287=872	+8
T7	Auburn	291-284-298=873	+9
T7	UTSA	291-291-291=873	+9
9	Kansas State	293-292-289=874	+10
10	Tulane	294-302-293=889	+25
T11	Houston	299-298-294=891	+27
T11	LSU	305-296-290=891	+27
13	Old Dominion	305-296-297=898	+34
14	Texas State	306-302-294=902	+38

Arkansas Individuals

1	Alana Uriell	65-68-71=204	-12
2	Kaylee Benton	72-67-67=206	-10
T20	Samantha Marks	74-71-73=218	+2
T37	Cara Gorlei	79-68-75=222	+6
T48	Maria Fassi	77-72-76=225	+9



2017 MASON RUDOLPH CLASSIC

LEGENDS CLUB NORTH COURSE | FRANKLIN, TENN.

SEPT. 15-17, 2017

PAR 72 || 6,451 YARDS

1	ARKANSAS	273-277-273=823	-41
2	Alabama	284-272-273=829	-35
3	Arizona State	277-276-286=839	-25
4	Vanderbilt	275-283-284=842	-22
5	Northwestern	285-280-282=847	-17
6	South Carolina	289-284-280=853	-11
7	Auburn	285-284-288=857	-7
8	Virginia	290-289-282=861	-3
9	Clemson	296-281-290=867	+3
10	Houston	288-296-287=871	+7
11	North Carolina	294-288-291=873	+9
12	Chattanooga	292-293-297=882	+18
13	Central Florida	300-291-298=889	+25
14	Middle Tennessee	294-302-294=890	+26
15	Charlotte	300-300-299=899	+35

Arkansas Individuals

T1	Maria Fassi	65-71-64=200	-16
3	Alana Uriell	67-69-68=204	-12
T4	Dylan Kim	70-67-69=206	-10
T22	Cara Gorlei	71-70-72=213	-3
T52	Kaylee Benton	74-75-72=221	+5



2017 MARYB S. KAUTH INVITATIONAL

THE BRIGGS RANCH GOLF COURSE | SAN ANTONIO, TEXAS

OCT. 22-24, 2017

PAR 72 || 6,450 YARDS

1	ARKANSAS	281-273-288=842	-22
T2	TCU	290-282-288=860	-4
T2	Texas A&M	296-279-285=860	-4
4	Denver	297-280-293=870	+6
5	Oklahoma	295-290-288=873	+9
6	Houston	295-282-297=874	+10
7	Kansas State	291-297-290=878	+14
8	Maryland	296-287-297=880	+16
9	Auburn	301-286-296=883	+19
10	UTSA	294-297-296=887	+23
11	North Texas	300-299-301=900	+36
12	Texas Tech	311-300-293=904	+40
13	Middle Tennessee	310-290-305=905	+41
14	Texas State	307-300-305=912	+48

Arkansas Individuals

T2	Alana Uriell	72-68-68=208	-8
5	Dylan Kim	69-70-72=211	-5
T6	Maria Fassi	69-70-73=212	-4
T17	Cara Gorlei	71-67-81=219	+3
T21	Kaylee Benton	77-68-75=220	+4
T21	Maria Hoyos	80-70-70=220	+4



2017 ANNIKA INTERCOLLEGIATE PRESENTED BY 3M

OLYMPIC HILLS GOLF CLUB | EDEN PRAIRIE, MINN.

OCT. 1-3, 2017

PAR 72 || 6,288 YARDS

1	ARKANSAS	288-282-278=848	-16
2	UCLA	295-280-285=860	-4
3	No. 16 Stanford	294-280-296=870	+6
T4	No. 45 Texas	300-274-299=873	+9
T4	No. 10 Furman	300-277-296=873	+9
6	No. 11 South Carolina	291-288-296=875	+11
7	No. 5 South California	299-294-292=885	+21
T8	Baylor	302-290-297=889	+25
T8	Miami	308-284-297=889	+25
10	No. 14 Florida State	301-295-298=894	+30
11	No. 79 Georgia	305-295-300=900	+36
12	No. 58 Minnesota	307-308-319=935	+71

Arkansas Individuals

1	Maria Fassi	70-70-66=206	-10
T3	Alana Uriell	71-70-71=212	-4
T3	Dylan Kim	73-68-71=212	-4
T18	Cara Gorlei	74-74-70=218	+2
T41	Kaylee Benton	76-78-74=228	+12



2018 LADY PUERTO RICO CLASSIC

OCEAN COURSE | SAN JUAN, PUERTO RICO


FEB. 11-14, 2018

PAR 71 || 5,981 YARDS

1	ARKANSAS	284-302-296=882	+30
2	Iowa State	296-295-301=892	+40
3	Kent State	292-302-303=897	+45
4	NC State	299-301-304=904	+52
5	Colorado	310-299-298=907	+55
6	TCU	297-306-307=910	+58
7	East Carolina	303-310-299=912	+60
8	August	305-308-300=913	+61
9	Maryland	302-308-306=916	+64
10	Purdue	312-305-304=921	+69
11	Nebraska	309-319-323=951	+99

Arkansas Individuals

1	Maria Fassi	68-75-73=216	+3
T5	Dylan Kim	71-76-74=221	+8
T16	Alana Uriell	72-77-78=227	+14
T20	Kaylee Benton	78-77-73=228	+15
T20	Maria Hoyos	73-77-78=228	+15
T40	Jordy LaBarbera	84-74-76=234	+21



TEAM VICTORIES

2018 EVANS-DERBY EXPERIENCE

AUBURN UNIVERSITY COURSE | AUBURN, ALABAMA

MARCH 18-20, 2018

PAR 72 || 6,280 YARDS

1	No. 3 ARKANSAS	280-279-277-836	-28
2	No. 5 Duke	285-279-281-845	-19
3	No. 2 Alabama	288-284-278-850	-14
4	No. 27 Auburn	285-290-288-863	-1
5	No. 31 Florida State	278-292-295-865	+1
T6	No. 9 South Carolina	286-290-290-866	+2
	No. 12 Florida	292-289-285-866	+2
8	No. 26 Louisville	295-288-293-876	+12
9	No. 22 Wake Forest	293-290-297-880	+16
10	No. 41 Ole Miss	297-293-298-888	+24
11	Mississippi State	302-302-307-911	+47
12	Michigan	302-311-300-913	+49

Arkansas Individuals

1	Maria Fassi	64-67-71-202	-14
T7	Alana Uriell	72-69-70-211	-5
T9	Kaylee Benton	72-68-72-212	-4
T28	Dylan Kim	72-78-68-218	+2
T28	Cara Gorlei	75-75-68-218	+2
2	Maria Hoyos*	67-70-70-207	-9

* - Individual



2018 SEC CHAMPIONSHIP

LEGACY COURSE, GREYSTONE | HOOVER, ALABAMA

APRIL 18-22, 2018

PAR 72 || 6,253 YARDS

1	South Carolina	291-291-285-867	+3
2	Alabama	286-304-282-872	+8
3	ARKANSAS	299-293-283-875	+11
4	Georgia	306-290-299-895	+31
T5	Auburn	306-301-289-896	+32
T5	Florida	298-301-297-896	+32
7	Vanderbilt	296-306-297-899	+35
8	Missouri	304-308-295-907	+43
----- CUT -----			
9	Kentucky	309-301-303-913	+4
10	Mississippi State	308-305-302-915	+51
11	Ole Miss	316-305-295-916	+52
12	Tennessee	310-304-304-918	+54
13	Texas A&M	312-315-296-923	+59
14	LSU	313-311-303-927	+63

Arkansas Individuals

T1	Maria Fassi (1)	70-70-69-209	-4*
T4	Dylan Kim (3)	70-73-73-216	+2
T15	Alana Uriell (2)	79-72-70-221	+7
46	Cara Gorlei (5)	80-80-71-231	+17
T49	Kaylee Benton (4)	81-78-74-233	+19

*Lost 2-hole playoff

Match 1

Maria Fassi (Ark.) def. Kristen Gillman (Ala.) 1-up
 Cara Gorlei (Ark.) vs. Cheyenne Knight (Ala.) Susp.
 Alana Uriell (Ark.) def. Lauren Stephenson (Ala.) 2 & 1
 Kaylee Benton (Ark.) def. Lakareber Abe (Ala.) 3 & 2
 Angelica Moresco (Ala.) def. Dylan Kim (Ark.) 1 & 3

Match 2

Elin Esborn (Fla.) def. Alana Uriell (Ark.) 1-up
 Dylan Kim (Ark.) vs. Marta Perez (Fla.) Susp.
 Cara Gorlei (Ark.) def. Sierra Brooks (Fla.) 2 & 1
 K. Benton (Ark.) def. Addison Baggarly (Fla.) 3 & 2
 Maria Fassi (Ark.) def. Taylor Tomlinson (Fla.) 4 & 3

Match 3

Maria Fassi (Ark.) def. Anita Uwadia (SC) 2 & 1
 Marion Veyseyre (SC) def. Cara Gorlei (Ark.) 2-up
 Ana Pelaez (SC) def. Alana Uriell (Ark.) 19 holes
 Kaylee Benton (Ark.) def. Ainhoa Olarra (SC) 1-up
 Dylan Kim (Ark.) def. Lois Kaye Go (SC) 2 & 1



2018 NCAA REGIONAL CHAMPIONSHIP

UNIV. OF TEXAS GOLF COURSE | AUSTIN, TEXAS

MAY 7-9, 2018

PAR 72 || 6,341 YARDS

1	No. 3 ARKANSAS	284-271-283-838	-26
2	No. 8 Texas	281-285-285-849	-15
T3	No. 19 Auburn	292-291-286-869	+5
T3	No. 14 Florida	291-287-291-869	+5
T3	No. 35 Baylor	288-293-288-869	+5
6	No. 21 Oklahoma	299-282-289-870	+6
7	No. 38 Texas A&M	295-286-297-878	+14
8	No. 11 Michigan State	285-302-295-882	+18
9	No. 41 BYU	291-296-298-885	+21
10	Virginia Tech	288-293-307-888	+24
11	No. 25 Houston	300-297-293-890	+26
12	UTSA	298-295-299-892	+28
13	No. 49 Texas Tech	300-299-300-899	+35
14	Houston Baptist	301-299-310-910	+46
15	No. 30 Miami	298-306-310-914	+50
16	Georgetown	302-304-311-917	+53
17	Missouri State	319-319-308-946	+82
18	No. 48 East Carolina	299-152-DNF	+29

Arkansas Individuals

1	Maria Fassi	69-70-69-208	-8
3	Dylan Kim	79-68-73-211	-5
T4	Kaylee Benton	72-68-69-212	-4
T4	Alana Uriell	78-65-69-212	-4
T38	Cara Gorlei	73-75-74-222	+6



2020 BLESSINGS COLLEGIATE INVITATIONAL

BLESSINGS GOLF CLUB | FAYETTEVILLE, ARK.

OCT. 5-7, 2020

PAR 72 || 6,171 YARDS

1	ARKANSAS	289-287-288-864	E
2	LSU	293-293-296-882	+18
3	South Carolina	305-287-293-885	+21
4	Ole Miss	302-295-291-888	+24
5	Georgia	300-298-297-895	+31
6	Florida	295-304-303-902	+38
7	Auburn	300-300-304-904	+40
8	Kentucky	316-290-306-912	+48
9	Vanderbilt	314-298-303-915	+51
10	Alabama	307-309-302-918	+54
T11	Texas A&M	307-312-305-924	+60
T11	Tennessee	304-306-314-924	+60
13	Mississippi State	317-308-313-938	+74
14	Missouri	330-317-333-980	+116

Arkansas Individuals

1	Brooke Matthews	67-66-73-206	-10
T11	Cory Lopez	72-77-73-222	+6
T18	Julia Gregg	76-76-72-224	+8
T18	Kajal Mistry	80-74-70-224	+8
T23	Ela Anacona	74-71-80-225	+9

TEAM VICTORIES

2021 COUGAR CLASSIC

YEAMANS HALL | HANAHAN, S.C.


SEPT. 13-14, 2021

PAR 72 || 6,301 YARDS

1	ARKANSAS	284-281-276=841	-23
2	Baylor	285-283-274=842	-22
3	Florida	287-280-284=851	-13
4	Georgia	286-274-292=852	-12
T5	North Carolina	289-284-288=861	-3
T5	UCF	285-282-294=861	-3
7	Vanderbilt	295-284-287=866	+2
8	Clemson	293-287-289=869	+5
9	Miami	297-284-291=872	+8
T10	Furman	295-284-298=877	+13
T10	Wisconsin	295-291-291=877	+13
12	Michigan State	291-287-300=878	+14
13	Penn State	291-293-296=880	+16
14	North Carolina State	301-289-291=881	+17
15	Tennessee	294-294-295=883	+19
16	Maryland	301-293-293=887	+23
17	College of Charleston	305-290-294=889	+25

Arkansas Individuals

1	Brooke Matthews	63-64-64=191	-25
T6	Julia Gregg	72-70-68=210	-6
T19	Kajal Mistry	75-71-69=215	-1
T79	Miriam Ayora	74-77-76=227	+11
T83	Ffion Tynan	77-76-75=228	+12



2021 BLESSINGS COLLEGIATE INVITATIONAL

BLESSINGS GOLF CLUB | FAYETTEVILLE, ARK.

OCT. 4-6, 2021

PAR 72 || 6,455 YARDS

1	ARKANSAS	295-274-286=855	-9
2	UCLA	289-291-294=874	+10
3	Texas Tech	306-282-293=881	+17
4	Arizona	308-292-289=889	+25
5	Ole Miss	309-298-295=902	+38
T6	Louisville	303-295-308=906	+42
T6	Illinois	305-305-296=906	+42
8	Houston	305-297-307=909	+45
9	North Carolina	312-295-309=916	+52
10	Tennessee	320-298-310=928	+64

Arkansas Individuals

1	Brooke Matthews	72-66-74=212	-4
T2	Cory Lopez	73-69-74=216	E
T4	Kajal Mistry	76-71-70=217	+1
T9	Miriam Ayora	74-68-76=218	+2
T17	Julia Gregg	79-76-68=223	+7
T26	Ffion Tynan*	80-75-73=228	+12
T49	Ximena Gonzalez*	81-79-83=243	+27

* - Individual



2023 BLESSINGS COLLEGIATE INVITATIONAL

BLESSINGS GOLF CLUB | FAYETTEVILLE, ARK.

OCT. 2-4, 2023

PAR 72 || 6,503 YARDS

1	No. 3 ARKANSAS	285-280=565	-11
2	No. 29 Mississippi State	289-290=579	+3
3	No. 9 Clemson	303-283=586	+10
4	Arkansas (B Team)	291-297=588	+12
5	No. 5 South Carolina	295-294=589	+13
6	No. 38 North Texas	304-289=593	+17
7	Washington	295-301=596	+20
8	NC State	301-302=603	+27
9	No. 42 Minnesota	312-298=610	+34
10	No. 28 Kentucky	311-303=614	+38

Arkansas Individuals

1	Maria Jose Marin	67-67=134	-10
3	Miriam Ayora	70-70=140	-4
T4	Ela Anacona*	68-73=141	-3
T5	Abbey Schutte*	71-71=142	-2
T10	Kendall Todd	74-71=145	+1
T16	Reagan Zibilski	75-72=147	+3
T19	Kajal Mistry	74-74=148	+4
T19	Julia Gregg*	73-75=148	+4
T41	Cory Lopez*	79-78=157	+13
T46	Giovanna Fernandez*	83-78=161	+17

- Third round cancelled due to weather



2024 PURDUE PUERTO RICO CLASSIC

GRAND RESERVE GOLF CLUB | RIO GRANDE, PUERTO RICO

FEB. 4-6, 2024

PAR 72 || 6,305 YARDS

1	No. 3 ARKANSAS	293-285-276=854	-10
2	No. 11 LSU	283-289-283=855	-9
3	No. 17 Auburn	292-287-277=856	-8
4	No. 12 Texas A&M	283-289-285=858	-6
5	No. 38 Oklahoma State	286-289-285=860	-4
6	Georgia Southern	290-292-288=870	+6
7	TCU	296-291-286=873	+9
8	No. 50 Minnesota	293-296-286=875	+11
9	Kansas State	294-292-290=876	+12
10	No. 22 Purdue	291-294-295=880	+16
11	Furman	292-291-298=881	+17
12	No. 9 Ole Miss	290-297-295=882	+18
13	Mercer	295-308-296=899	+35
14	ULM	306-302-297=905	+41
15	Cincinnati	301-309-302=912	+48

Arkansas Individuals

10	Ela Anacona*	72-71-70=213	-3
T11	Reagan Zibilski	72-72-70=214	-2
T11	Kendall Todd	71-70-73=214	-2
T16	Maria Jose Marin	77-71-67=215	-1
T23	Miriam Ayora	74-72-70=216	E
T35	Kajal Mistry	76-75-69=220	+4



2024 THE BRUZZY

DORNICK HILLS COUNTRY CLUB | ARDMORE, OKLA.

MARCH 30-31, 2024

PAR 70 || 6,071 YARDS

1	No. 8 ARKANSAS	285-285-286=856	+16
2	Notre Dame	297-282-287=866	+26
3	Wisconsin	286-287-297=870	+30
4	UTSA	290-281-302=873	+33
T5	Oklahoma	294-283-298=875	+35
T5	No. 44 North Texas	292-289-296=875	+35
7	Texas Tech	292-300-284=876	+36
8	Minnesota	300-281-299=880	+40
9	Kent State	297-286-301=884	+44
10	Purdue	297-296-296=889	+49
11	Tulsa	294-297-299=890	+50
12	Charlotte	299-307-303=909	+69
13	FIU	310-309-321=940	+100

Arkansas Individuals

T2	Kendall Todd	71-70-70=211	+1
T4	Kajal Mistry	69-72-71=212	+2
T8	Giovanna Fernandez*	71-74-69=214	+4
T14	Miriam Ayora	71-74-71=216	+6
T19	Reagan Zibilski	75-69-74=218	+8
T48	Ela Anacona	74-75-78=227	+17



2024 NCAA LAS VEGAS REGIONALS

SPANISH TRAIL COUNTRY CLUB | LAS VEGAS, NEV.

MAY 6-8, 2024

PAR 72 || 6,665 YARDS

1	No. 9 ARKANSAS	280-280-304=864	E
2	No. 33 Purdue	284-280-304=868	+4
3	No. 40 Baylor	292-286-294=872	+8
4	No. 4 UCLA	291-283-302=876	+12
5	No. 19 Florida State	283-292-303=878	+14
6	No. 16 Arizona	294-287-299=880	+16
7	California	301-288-295=884	+20
T8	No. 46 Oklahoma	294-285-318=897	+33
T8	Kent State	301-293-303=897	+33
10	Colorado State	298-296-304=898	+34
11	Dartmouth	302-309-315=926	+62
12	Xavier	310-302-320=932	+68

Arkansas Individuals

T1	Kajal Mistry	66-69-75=210	-6
T6	Kendall Todd	73-66-76=215	-1
T8	Maria Jose Marin	68-71-77=216	E
T36	Miriam Ayora	73-74-79=226	+10
T36	Reagan Zibilski	74-76-76=226	+10



TEAM VICTORIES

DATE	TOURNAMENT	LOCATION	PAR	YARDS	# OF TEAMS	SCORES	VS. PAR
1998	Lady Razorback Invitational	Rogers, Ark.	72	--	6	306-322=628	--
1999	Lady Rebel Invitational	Oxford, Miss.	--	--	19	313-301-310=940	--
2002	Lady Razorback Invitational	Rogers, Ark.	72	--	14	310-313-314=937	--
2003	Tyson/Embassy Suites Invitational	Rogers, Ark.	--	--	9	291-304-303=898	--
2004*	Adidas Fall Classic	PGA Village, Fla.	--	--	11	302-309-289=900	--
2005	Tyson/Embassy Suites Invitational	Rogers, Ark.	--	--	16	291-299-286=876	+12
2006	Texas A&M "Mo" Morial (Tie)	College Station, Texas	--	--	18	307-301-315=923	+59
2007	UA Ann Rhoads Intercollegiate	Tuscaloosa, Ala.	--	--	18	295-300-291=886	+34
2010	Susie Maxwell Berning Classic	Norman, Okla.	72	6,327	8	290-290-291=871	+7
2010	Las Vegas Collegiate Showdown	Las Vegas, Nev.	72	6,329	17	277-276-293=846	-18
2010	LSU Golf Invitational	Baton Rouge, La.	72	6,194	21	305-296-287=888	+24
2013	LSU Tiger Golf Classic	Baton Rouge, La.	72	6,305	14	293-297-309=899	+35
2013	Mercedes Benz Collegiate	Knoxville, Tenn.	71	5,897	17	282-281-R0=563	-5
2014	Lady Puerto Rico Classic	Rio Del Mar, PR	72	6,191	15	288-283-296=867	+3
2014	LSU Golf Classic	Baton Rouge, La.	72	6,251	15	302-292-288=882	+18
2014	Powerade Cougar Classic	Charleston, S.C.	72	6,204	23	283-284-279=846	-18
2015	Lady Puerto Rico Classic	Rio Del Mar, PR	72	6,191	15	290-295-291=876	+12
2015	Powerade Cougar Classic	Charleston, S.C.	72	6,204	21	282-283-292=857	-7
2016	UTSA Maryb S. Kauth Invitational	San Antonio, Texas	72	6,450	14	288-274-286=848	-16
2017	Mason Rudolph Classic	Franklin, Tenn.	72	6,451	15	273-277-273=823	-41
2017	ANNIKA Intercollegiate by 3M	Eden Prairie, Minn.	72	6,288	12	288-282-278=848	-16
2017	Maryb S. Kauth Alamo Invitational	San Antonio, Texas	72	6,450	14	281-273-288=842	-22
2018	Lady Puerto Rico Classic	San Juan, Puerto Rico	72	5,981	11	284-302-296=882	+30
2018	Evans-Derby Experience	Auburn, Ala.	72	6,280	12	280-279-277=836	-28
2018	SEC Women's Golf Championship <i>3-0 in match play</i>	Birmingham, Ala.	72	6,253	14	299-293-283=875	+1
2018	NCAA Regional Championship	Austin, Texas	72	6,341	18	284-271-283=838	-26
2020	Blessings Collegiate Invitational	Fayetteville, Ark.	72	6,171	14	289-287-288=864	E
2021	Cougar Classic	Charleston, S.C.	72	6,301	17	284-281-276=841	-23
2021	Blessings Collegiate Invitational	Fayetteville, Ark.	72	6,455	10	295-274-286=855	-9
2023	Blessings Collegiate Invitational	Fayetteville, Ark.	72	6,503	9	285-280=565	-11
2024	Purdue Puerto Rico Classic	Rio Grande, PR	72	6,305	15	293-285-276=854	-10
2024	The Bruzzy	Ardmore, Okla.	70	6,071	13	285-285-286=856	+16
2024	NCAA Las Vegas Regionals	Las Vegas, Nev.	72	6,665	12	280-280-304=864	E

* Although the above results list Arkansas as the runner-up, Golfstat recognizes this event as a win for the Razorbacks. The tournament allowed teams to compete six athletes and count the top five and Baylor won. Golfstat allows five players with four who count making Arkansas the winner.

MEDALIST HONORS

STACY LEWIS

2004-05	Central District Invitational	72-79-74=216
2004-05	Betsy Rawls Longhorn	74-73-77=224
2004-05	SEC Championship	72-75-67=214
2005-06	Peg Barnard Invitational (no playoff)	71-67-69=207
2006-07	Peg Barnard Invitational	67-67-74=208 (no playoff)
2006-07	Susie Maxwell	67-67-74=208
2006-07	NCAA Championship	71-71-74-66=282
2007-08	Stanford Intercollegiate	69-72-70=211
2007-08	UA Ann Rhodes Intercollegiate	68-76-69=213
2007-08	Lady Puerto Rico Classic	68-70-70=208
2007-08	Betsy Rawls Longhorn Classic	74-R0-77=151
2007-08	Bryan National Collegiate	70-69-77=216
2007-08	SEC Championship	69-73-72=214



2007 NCAA Championship



2005 SEC title



2008 SEC title



Stacy Lewis won the 2005 Betsy Rawls title



Stacy Lewis wins the Susie Maxwell in 2006.

MEDALIST HONORS

MARIA FASSI

2015-16	Lady Puerto Golf Classic	72-67-69=208
2016-17	ANNIKA Intercollegiate	71-66-68=205 (-11)
2017-18	Mason Rudolph Championship	65-71-64=200 (-16)
2017-18	ANNIKA Intercollegiate	70-70-66=206 (-10)
2017-18	Lady Puerto Rico Classic	68-75-73=216 (+3)
2017-18	Darius Rucker Intercollegiate	70-71-69=210 (-3)
2017-18	Evans-Derby Experience	64-67-71=202 (-14)
2017-18	SEC Championship	70-70-69=209 (-7)*
2017-18	NCAA Regional Championship	69-70-69=208 (-8)
2018-19	SEC Championship	71-68-71=210 (-6)
2018-19	NCAA Championship	72-71-68=211 (-8)

*Lost in a two-hole playoff



2019 NCAA Championship




2015 Lady Puerto Rico Classic



2017 Mason Rudolph Championship



2017 ANNIKA Intercollegiate



2019 SEC Championship



2016 ANNIKA Intercollegiate



2018 Lady Puerto Rico Classic



2018 Darius Rucker Intercollegiate



2018 Evans-Derby Experience



2018 NCAA Regional Championship

MEDALIST HONORS



Gabriela Lopez wins the Westbrook Invitational as a freshman in 2013 (above)

GABRIELA LOPEZ

2012-13	Westbrook Invitational	72-70-66=208
2013-14	LSU Golf Classic	74-71-68=213 (won playoff)
2013-14	Liz Murphey Collegiate Classic	66 (tied for stroke play win)



Gabriela Lopez wins LSU Golf Classic in 2014

AMANDA MCCURDY

2003-04	Landfall Tradition	72-69-75=216
2003-04	Tyson/ Embassy Suites (lost playoff)	73-73-74=220
2005-06	Mercedes-Benz Collegiate	70-74-69=213
2005-06	Lady Puerto Rico Invitational	72-68-74=214



2005 Mercedes Benz Collegiate

BROOKE MATTHEWS

2018-19	Liz Murphey Collegiate Classic Stroke Play	68 (T1)
2020-21	Blessings Collegiate Invitational	67-66-73=206
2021-22	Cougar Classic	63-64-64=191
2021-22	Blessings Collegiate Invitational	72-66-74=212



Brooke Matthews is a two-time medalist at the Blessings Collegiate Invitational on the Razorbacks' home course, Blessings Golf Club

EMILY TUBERT

2010-11	Susie Maxwell Berning	69-72-70=211
2010-11	Las Vegas Collegiate	63-68-74=205
2010-11	MountainView Collegiate	68-72-67=207
2012-13	Puerto Rico Golf Classic	70-70-73=213
2013-14	Mercedes Benz	69-70-68=137



Emily Tubert wins the Las Vegas Collegiate

COURTNEY MAHON

2003-04	Mary Fossum Invitational (lost playoff)	73-74-75=222
2003-04	Mercedes-Benz Invitational (lost playoff)	72-74-71=217

KAJAL MISTRY

2021-22	MountainView Collegiate	68-67-71=206 (-10)
2023-24	NCAA Las Vegas Regionals	66-69-75=210 (-6)



Kajal Mistry shares the individual medalist title at the NCAA Las Vegas Regional Championship

MEDALIST HONORS

MARIA JOSE MARIN

2023-24 Blessings Collegiate Invitational 67-67=134 (-10)*
 *Third round cancelled due to weather



In her second collegiate event, Maria Jose Marin wins the Blessings Collegiate Invitational

ASHLEY MEDDERS

2005-06 Tyson/Embassy Suites 72-71-69=212 (Ind.)



Ashley Medders wins the Tyson/Embassy Suites Lady Razorback Invitational

ADRIENNE MUCCI

1998-99 Pepperdine Wave Invite 74-73=147



Adrienne Mucci becomes the first Razorback to win an individual title at the Pepperdine Wave Invite during the 1998-99 season

LUCY NUNN

2008-09 LSU/Cleveland Classic (won playoff) 72-68-69=209



Lucy Nunn wins her playoff to take home the LSU/Cleveland Classic title

REGINA PLASENCIA

2014-15 Liz Murphey Classic Stroke Play 71

KELLI SHEAN

2009-10 Marilynn Smith Sunflower Invitational 74-68-67=209

ALANA URIELL

2016-17 UTSA Maryb S Kauth Invitational 65-68-71=204 (-12)



Alana Uriell is victorious at the UTSA Maryb S Kauth Invitational in San Antonio

MEDALIST HONORS

STACY LEWIS (13)

2004-05	Central District Invitational	72-79-74=216
2004-05	Betsy Rawls Longhorn	74-73-77=224
2004-05	SEC Championship	72-75-67=214
2005-06	Peg Barnard Invitational	71-67-69=207 (no playoff)
2006-07	Peg Barnard Invitational	67-67-74=208 (no playoff)
2006-07	Susie Maxwell	67-67-74=208
2006-07	NCAA Championship	71-71-74-66=282
2007-08	Stanford Intercollegiate	69-72-70-211
2007-08	UA Ann Rhodes Intercollegiate	68-76-69=213
2007-08	Lady Puerto Rico Classic	68-70-70=208
2007-08	Betsy Rawls Longhorn Classic	74-R0-77=151
2007-08	Bryan National Collegiate	70-69-77=216
2007-08	SEC Championship	69-73-72=214

MARIA FASSI (11)

2015-16	Lady Puerto Golf Classic	72-67-69=208
2016-17	ANNIKA Intercollegiate	71-66-68=205 (-11)
2017-18	Mason Rudolph Championship	65-71-64=200 (-16)
2017-18	ANNIKA Intercollegiate	70-70-66=206 (-10)
2017-18	Lady Puerto Rico Classic	68-75-73=216 (+3)
2017-18	Darius Rucker Intercollegiate	70-71-69=210 (-3)
2017-18	Evans-Derby Experience	64-67-71=202 (-14)
2017-18	SEC Championship	70-70-69=209 (-7)*
2017-18	NCAA Regional Championship	69-70-69=208 (-8)
2018-19	SEC Championship	71-68-71=210 (-6)
2018-19	NCAA Championship	72-71-68=211 (-8)

*Lost in a two-hole playoff

EMILY TUBERT (5)

2010-11	Susie Maxwell Berning	69-72-70=211
2010-11	Las Vegas Collegiate	63-68-74=205
2010-11	MountainView Collegiate	68-72-67=207
2012-13	Puerto Rico Golf Classic	70-70-73=213
2013-14	Mercedes Benz	69-R0-68=137

BROOKE MATTHEWS (4)

2018-19	Liz Murphey Collegiate Classic Stroke Play	68 (T1)
2020-21	Blessings Collegiate Invitational	67-66-73=206
2021-22	Cougar Classic	63-64-64=191
2021-22	Blessings Collegiate Invitational	72-66-74=212

AMANDA MCCURDY (4)

2003-04	Landfall Tradition	72-69-75=216
2003-04	Tyson/ Embassy Suites	73-73-74=220 (lost playoff)
2005-06	Mercedes-Benz Collegiate	70-74-69=213
2005-06	Lady Puerto Rico Invitational	72-68-74=214

GABRIELA LOPEZ (3)

2012-13	Westbrook Invitational	72-70-66=208
2013-14	LSU Golf Classic	74-71-68=213 (won playoff)
2013-14	Liz Murphey Collegiate Classic	66 (tied for stroke play win)

COURTNEY MAHON (2)

2003-04	Mary Fossum Invitational (lost playoff)	73-74-75=222
2003-04	Mercedes-Benz Invitational (lost playoff)	72-74-71=217

KAJAL MISTRY (2)

2021-22	MountainView Collegiate	69-67-71=206
2023-24	NCAA Las Vegas Regional Championship	66-69-75=210

MARIA JOSE MARIN (1)

2023-24	Blessings Collegiate Invitational	67-67=134
---------	-----------------------------------	-----------

ASHLEY MEDDERS (1)

2005-06	Tyson/Embassy Suites	72-71-69=212 (Ind.)
---------	----------------------	---------------------

ADRIENNE MUCCI (1)

1998-99	Pepperdine Wave Invite	74-73=147
---------	------------------------	-----------

LUCY NUNN (1)

2008-09	LSU/Cleveland Classic	72-68-69=209 (won playoff)
---------	-----------------------	----------------------------

REGINA PLASENCIA (1)

2014-15	Liz Murphey Classic Stroke Play	71
---------	---------------------------------	----

KELLI SHEAN (1)

2009-10	Marilynn Smith Sunflower Invitational	74068067=209
---------	---------------------------------------	--------------

ALANA URIELL (1)

2016-17	UTSA Maryb S Kauth Invitational	65-68-71=204 (-12)
---------	---------------------------------	--------------------

INDIVIDUAL SEASON RECORDS

PLAYER SEASON SCORING AVERAGE

(vs. Par) minimum rounds: 15

#	SEASON	NAME	ROUNDS	AVG. SCORE	VS. PAR
1	2017-18	Maria Fassi	34.0	70.50	-1.32
2	2023-24	Maria Jose Marin	30.0	70.83	-0.87
3	2018-19	Maria Fassi	26.0	71.12	-0.88
4	2017-18	Dylan Kim	34.0	71.56	-0.26
5	2017-18	Alana Uriell	34.0	71.68	-0.15
6	2014-15	Gabriela Lopez	32.0	71.75	0.13
7	2013-14	Gabriela Lopez	27.0	71.74	0.15
8	2007-08	Stacy Lewis	36.0	72.00	0.25
9	2010-11	Emily Tubert	37.0	72.16	0.41
10	2020-21	Brooke Matthews	30.0	72.50	0.46
11	2016-17	Alana Uriell	28.0	72.46	0.57
12	2023-24	Kendall Todd	33.0	72.12	0.58
13	2019-20	Ela Anacona	15.0	72.40	0.60
14	2018-19	Kaylee Benton	26.0	72.62	0.62
15	2006-07	Stacy Lewis	35.0	72.37	0.71

NATIONAL RANKINGS (GOLFSTAT/CLIPPD)

Minimum rounds: 15

#	SEASON	NAME	ROUNDS	RATING
1	2018-19	Maria Fassi	26	2
2	2017-18	Maria Fassi	34	3
3	2006-07	Stacy Lewis	35	4
4	2007-08	Stacy Lewis	36	5
5	2023-24	Maria Jose Marin	30	6
6	2014-15	Gabriela Lopez	32	7
7	2011-12	Emily Tubert	30	8
8	2013-14	Gabriela Lopez	27	9
9	2010-11	Emily Tubert	37	11
10	2017-18	Dylan Kim	34	18
11	2017-18	Alana Uriell	34	19
12	2009-10	Kelli Shean	33	21
13	2004-05	Stacy Lewis	35	26
14	2010-11	Kelli Shean	37	32
15	2016-17	Alana Uriell	28	33
	2008-09	Lucy Nunn	28	33

WINS

#	SEASON	NAME	TOURNAMENTS	WINS
1	2017-18	Maria Fassi	11	7*
*lost SEC Championship in 2-hole playoff but tied for stroke play lead				
2	2007-08	Stacy Lewis	12	6
3	2010-11	Emily Tubert	12	3
	2006-07	Stacy Lewis	12	3
	2004-05	Stacy Lewis	12	3
6	2021-22	Brooke Matthews	3	2
	2018-19	Maria Fassi	9	2
	2013-14	Gabriela Lopez	10	2
	2012-13	Emily Tubert	11	2
	2005-06	Amanda McCurdy	11	2
	2003-04	Courtney Mahon	11	2
	2003-04	Amanda McCurdy	11	2
13	2023-24	Kajal Mistry	8	1
	2023-24	Maria Jose Marin	10	1
	2021-22	Kajal Mistry	11	1
	2020-21	Brooke Matthews	10	1
	2018-19	Brooke Matthews	9	1
	2016-17	Maria Fassi	10	1
	2016-17	Alana Uriell	10	1
	2015-16	Maria Fassi	7	1
	2014-15	Regina Plasencia	11	1
	2013-14	Emily Tubert	10	1
	2012-13	Gabriela Lopez	12	1
	2009-10	Kelli Shean	11	1
	2008-09	Lucy Nunn	10	1
	2005-06	Ashley Medders	9	1
	1998-99	Adrienne Mucci	10	1

PAR OR BETTER ROUNDS

#	SEASON	NAME	ROUNDS	PAR OR LESS
1	2017-18	Maria Fassi	34.0	25
2	2023-24	Maria Jose Marin	30.0	23
3	2007-08	Stacy Lewis	36.0	22
4	2017-18	Dylan Kim	34.0	21
	2017-18	Alana Uriell	34.0	21
6	2018-19	Maria Fassi	26.0	20
7	2010-11	Emily Tubert	37.0	19
8	2014-15	Gabriela Lopez	32.0	18
	2006-07	Stacy Lewis	35.0	18
10	2010-11	Kelli Shean	37.0	17
11	2023-24	Kendall Todd	33.0	16
	2020-21	Brooke Matthews	30.0	16
13	2017-18	Kaylee Benton	34.0	15
	2016-17	Alana Uriell	28.0	15
15	2023-24	Miriam Ayora	33.0	14
	2021-22	Kajal Mistry	33.0	14
	2013-14	Gabriela Lopez	27.0	14
	2012-13	Gabriela Lopez	35.0	14
	2011-12	Emily Tubert	30.0	14
	2009-10	Kelli Shean	33.0	14

ROUNDS PLAYED

Minimum rounds: 15

#	SEASON	NAME	ROUNDS
1	2010-11	Emma Lavy	37.0
	2010-11	Kelli Shean	37.0
	2010-11	Emily Tubert	37.0
	2010-11	Victoria Vela	37.0
5	2007-08	Stacy Lewis	36.0
	2007-08	Lucy Nunn	36.0
	2007-08	Kelli Shean	36.0
8	2012-13	Gabriela Lopez	35.0
	2012-13	Regina Plasencia	35.0
	2006-07	Stacy Lewis	35.0
	2004-05	Stacy Lewis	35.0
	2004-05	Courtney Mahon	35.0
	2004-05	Amanda McCurdy	35.0
14	2017-18	Kaylee Benton	34.0
	2017-18	Maria Fassi	34.0
	2017-18	Dylan Kim	34.0
	2017-18	Alana Uriell	34.0
	2012-13	Emma Lavy	34.0
	2012-13	Emily Tubert	34.0
	2010-11	Corinna Rees	34.0
	2005-06	Lindsey Hinshaw	34.0
	2005-06	Stacy Lewis	34.0
	2005-06	Courtney Mahon	34.0
	2005-06	Amanda McCurdy	34.0

COUNTING SCORES

Minimum counters: 32

#	SEASON	NAME	Counters	Percentage
1	2012-13	Emily Tubert	34-34	100.0%
	2007-08	Stacy Lewis	36-36	100.0%
	2005-06	Stacy Lewis	34-34	100.0%
	2004-05	Stacy Lewis	35-35	100.0%
	2003-04	Amanda McCurdy	33-33	100.0%
	2014-15	Gabriela Lopez	32-32	100.0%
7	2010-11	Emily Tubert	36-37	97.3%
8	2021-22	Kajal Mistry	32-33	97.0%
	2009-10	Kelli Shean	32-33	97.0%
	2003-04	Courtney Mahon	32-33	97.0%
11	2004-05	Amanda McCurdy	33-35	94.3%
12	2017-18	Maria Fassi	32-34	94.1%
	2017-18	Dylan Kim	32-34	94.1%
	2017-18	Alana Uriell	32-34	94.1%
15	2010-11	Victoria Vela	34-37	91.9%

BIRDIES

#	SEASON	NAME	BIRDIES
1	2017-18	Maria Fassi	144
2	2017-18	Alana Uriell	121
3	2010-11	Emily Tubert	120
4	2017-18	Dylan Kim	111
5	2014-15	Gabriela Lopez	109
6	2010-11	Kelli Shean	108
7	2006-07	Stacy Lewis	106
8	2007-08	Stacy Lewis	104
9	2021-22	Kajal Mistry	102
10	2023-24	Miriam Ayora	101
	2023-24	Maria Jose Marin	101
12	2013-14	Emily Tubert	99
	2012-13	Gabriela Lopez	99
14	2023-24	Kendall Todd	97
15	2013-14	Gabriela Lopez	96

EAGLES

#	SEASON	NAME	EAGLES
1	2017-18	Maria Fassi	9
2	2018-19	Maria Fassi	5
3	2020-21	Brooke Matthews	4
	2014-15	Gabriela Lopez	4
5	2023-24	Reagan Zibilski	3
	2015-16	Maria Fassi	3
	2013-14	Emma Lavy	3
	2007-08	Lucy Nunn	3
	2007-08	Kelli Shean	3
10	2023-24	Maria Jose Marin	2
	2023-24	Ela Anacona	2
	2022-23	Miriam Ayora	2
	2022-23	Kajal Mistry	2
	2021-22	Cory Lopez	2
	2021-22	Julia Gregg	2
	2020-21	Miriam Ayora	2
	2019-20	Ela Anacona	2
	2019-20	Maria Hoyos	2
	2018-19	Brooke Matthews	2
	2017-18	Cara Gorlei	2
	2016-17	Cara Gorlei	2
	2016-17	Alana Uriell	2
	2012-13	Gabriela Lopez	2
	2011-12	Hally Leadbetter	2
	2011-12	Emily Tubert	2
	2009-10	Kelli Shean	2
	2005-06	Courtney Mahon	2
	2005-06	Ashley Medders	2
	2004-05	Amanda McCurdy	2

INDIVIDUAL SEASON RECORDS

LOW ROUND

#	SEASON	NAME	TOURNAMENT	RD	SCORE
1	2021-22	Brooke Matthews	Cougar Classic	1	63
	2010-11	Emily Tubert	Las Vegas Collegiate Showdown	1	63
3	2021-22	Brooke Matthews	Cougar Classic	3	64
	2021-22	Brooke Matthews	Cougar Classic	2	64
	2017-18	Maria Fassi	Mason Rudolph Championship	3	64
	2017-18	Maria Fassi	Evans-Derby Experience	1	64
7	2017-18	Alana Uriell	NCAA Austin Regional	2	65
	2017-18	Maria Fassi	Mason Rudolph Championship	1	65
	2017-18	Maria Fassi	Ruth's Chris Tar Heel Invitational	2	65
	2016-17	Alana Uriell	Maryb S. Kauth Invitational	1	65
	2014-15	Samantha Marks	Schooner Fall Classic	3	65
12	2023-24	Kendall Todd	NCAA Las Vegas Regional	2	66
	2023-24	Kajal Mistry	NCAA Las Vegas Regional	1	66
	2023-24	Maria Jose Marin	MountainView Collegiate	2	66
	2023-24	Abbey Schutte	Diamante Intercollegiate	3	66
	2021-22	Brooke Matthews	Blessings Collegiate Invitational	2	66
	2020-21	Brooke Matthews	SEC Championship	1	66
	2020-21	Brooke Matthews	Blessings Collegiate Invitational	2	66
	2020-21	Ela Anacona	UCF Challenge	1	66
	2020-21	Cory Lopez	UCF Challenge	1	66
	2017-18	Maria Fassi	ANNIKA Intercollegiate	3	66
	2016-17	Maria Fassi	ANNIKA Intercollegiate	2	66
	2014-15	Gabriela Lopez	NCAA Championship	4	66
	2014-15	Regina Plasencia	Schooner Fall Classic	2	66
	2013-14	Gabriela Lopez	Liz Murphey Invitational	1	66
	2012-13	Gabriela Lopez	Westbrook Invitational	3	66
	2006-07	Stacy Lewis	NCAA Championship	4	66
	2005-06	Stacy Lewis	NCAA Championship	4	66
29	2023-24	Kendall Todd	SEC Championship	1	67
	2023-24	Kendall Todd	Darius Rucker Intercollegiate	3	67
	2023-24	Maria Jose Marin	Puerto Rico Classic	3	67
	2023-24	Miriam Ayora	Jackson T. Stephens Cup	2	67
	2023-24	Maria Jose Marin	Blessings Collegiate Invitational	2	67
	2023-24	Maria Jose Marin	Blessings Collegiate Invitational	1	67
	2023-24	Maria Jose Marin	Carmel Cup	1	67
	2021-22	Kajal Mistry	MountainView Collegiate	2	67
	2021-22	Miriam Ayora	The Ally at Old Waverly	1	67
	2020-21	Brooke Matthews	Blessings Collegiate Invitational	1	67
	2020-21	Kajal Mistry	NCAA Louisville Regional	2	67
	2019-20	Maria Hoyos	IJGA Invitational	2	67
	2018-19	Dylan Kim	ANNIKA Intercollegiate	1	67
	2017-18	Maria Hoyos	Evans-Derby Experience	1	67
	2017-18	Maria Fassi	Evans-Derby Experience	2	67
	2017-18	Alana Uriell	Mason Rudolph Championship	1	67
	2017-18	Dylan Kim	Mason Rudolph Championship	2	67
	2016-17	Kaylee Benton	Maryb S. Kauth Invitational	3	67
	2016-17	Kaylee Benton	Maryb S. Kauth Invitational	2	67
	2015-16	Gabriela Lopez	ANNIKA Intercollegiate	1	67
	2015-16	Maria Fassi	Lady Puerto Rico Classic	2	67
	2015-16	Alana Uriell	Stanford NCAA Regional	2	67
	2014-15	Samantha Marks	Schooner Fall Classic	2	67
	2012-13	Emma Lavy	NCAA DI East Regional 1	67	
	2010-11	Corinna Rees	Las Vegas Collegiate Showdown	2	67
	2010-11	Emily Tubert	Mountain View Collegiate	3	67
	2010-11	Kelli Shean	Las Vegas Collegiate Showdown	2	67
	2009-10	Kelli Shean	Las Vegas Collegiate Showdown	1	67
	2009-10	Kelli Shean	Marilynn Smith Sunflower Invitational	3	67
	2006-07	Stacy Lewis	Stanford Intercollegiate	2	67
	2006-07	Stacy Lewis	Susie Maxwell Berning Classic	1	67
	2006-07	Stacy Lewis	Susie Maxwell Berning Classic	2	67
	2004-05	Stacy Lewis	SEC Championship	3	67

LOW ROUND VS. PAR

#	SEASON	NAME	TOURNAMENT	RD	SCORE	VS. PAR
1	2021-22	Brooke Matthews	Cougar Classic	1	63	-9
	2010-11	Emily Tubert	Las Vegas Collegiate Showdown	1	63	-9
3	2021-22	Brooke Matthews	Cougar Classic	3	64	-8
	2021-22	Brooke Matthews	Cougar Classic	2	64	-8
	2017-18	Maria Fassi	Evans-Derby Experience	1	64	-8
	2017-18	Maria Fassi	Mason Rudolph Championship	3	64	-8
7	2017-18	Alana Uriell	NCAA Austin Regional	2	65	-7
	2017-18	Maria Fassi	Mason Rudolph Championship	1	65	-7
	2017-18	Maria Fassi	Ruth's Chris Tar Heel Invitational	2	65	-7
	2016-17	Alana Uriell	Maryb S. Kauth Invitational	1	65	-7
11	2023-24	Kendall Todd	NCAA Las Vegas Regional	2	66	-6
	2023-24	Kajal Mistry	NCAA Las Vegas Regional	1	66	-6
	2023-24	Maria Jose Marin	MountainView Collegiate	2	66	-6
	2023-24	Abbey Schutte	Diamante Intercollegiate	3	66	-6
	2021-22	Brooke Matthews	Blessings Collegiate Invitational	2	66	-6
	2020-21	Brooke Matthews	Blessings Collegiate Invitational	2	66	-6
	2020-21	Brooke Matthews	SEC Championship	1	66	-6
	2020-21	Ela Anacona	UCF Challenge	1	66	-6
	2020-21	Cory Lopez	UCF Challenge	1	66	-6
	2017-18	Maria Fassi	ANNIKA Intercollegiate	3	66	-6
	2016-17	Maria Fassi	ANNIKA Intercollegiate	2	66	-6
	2014-15	Gabriela Lopez	NCAA Championship	4	66	-6
	2013-14	Gabriela Lopez	Liz Murphey Collegiate Classic	1	66	-6
	2012-13	Gabriela Lopez	Westbrook Invitational	3	66	-6
	2006-07	Stacy Lewis	NCAA Women's Championship	4	66	-6
	2005-06	Stacy Lewis	NCAA Womens Championship	4	66	-6
27	2023-24	Maria Jose Marin	Puerto Rico Classic	3	67	-5
	2023-24	Miriam Ayora	Jackson T. Stephens Cup	2	67	-5
	2023-24	Maria Jose Marin	Blessings Collegiate Invitational	2	67	-5
	2023-24	Maria Jose Marin	Blessings Collegiate Invitational	1	67	-5
	2023-24	Maria Jose Marin	Carmel Cup	1	67	-5
	2021-22	Kajal Mistry	MountainView Collegiate	2	67	-5
	2021-22	Miriam Ayora	The Ally at Old Waverly	1	67	-5
	2020-21	Brooke Matthews	Blessings Collegiate Invitational	1	67	-5
	2020-21	Kajal Mistry	NCAA Louisville Regional	2	67	-5
	2019-20	Maria Hoyos	IJGA Collegiate Invitational	2	67	-5
	2018-19	Dylan Kim	ANNIKA Intercollegiate	1	67	-5
	2018-19	Maria Fassi	NCAA Championship	3	68	-5
	2017-18	Maria Fassi	Evans-Derby Experience	2	67	-5
	2017-18	Maria Hoyos (Ind)	Evans-Derby Experience	1	67	-5
	2017-18	Cara Gorlei	Maryb S. Kauth Invitational	2	67	-5
	2017-18	Alana Uriell	Mason Rudolph Championship	1	67	-5
	2017-18	Dylan Kim	Mason Rudolph Championship	2	67	-5
	2016-17	Kaylee Benton	Maryb S. Kauth Invitational	2	67	-5
	2016-17	Kaylee Benton	Maryb S. Kauth Invitational	3	67	-5
	2016-17	Jordy LaBarbera	ANNIKA Intercollegiate	2	67	-5
	2015-16	Gabriela Lopez	ANNIKA Intercollegiate	1	67	-5
	2015-16	Maria Fassi	Lady Puerto Rico Classic	2	67	-5
	2014-15	Samantha Marks	Schooner Fall Classic	3	65	-5
	2012-13	Emma Lavy	NCAA DI East Regional 1	67	-5	
	2010-11	Corinna Rees	Las Vegas Collegiate Showdown	2	67	-5
	2010-11	Emily Tubert	Mountain View Collegiate	3	67	-5
	2010-11	Kelli Shean	Las Vegas Collegiate Showdown	2	67	-5
	2010-11	Kelli Shean	Las Vegas Collegiate Showdown	1	67	-5
	2009-10	Kelli Shean	Marilynn Smith Sunflower Invitational	3	67	-5
	2006-07	Stacy Lewis	Susie Maxwell Berning Classic	1	67	-5
	2006-07	Stacy Lewis	Susie Maxwell Berning Classic	2	67	-5
	2004-05	Stacy Lewis	SEC Championship	3	67	-5

INDIVIDUAL SEASON RECORDS

PAR 3 SCORING

#	SEASON	NAME	Score
1	2018-19	Maria Fassi	3.0000
2	2023-24	Maria Jose Marin	3.0167
3	2015-16	Regina Plasencia	3.0305
4	2010-11	Emily Tubert	3.0520
5	2013-14	Summar Roachell	3.0609
6	2011-12	Emily Tubert	3.0635
7	2019-20	Ela Anacona	3.0667
8	2019-20	Summar Roachell	3.0687
9	2013-14	Gabriela Lopez	3.0782
	2013-14	Emily Tubert	3.0782
11	2017-18	Kaylee Benton	3.0809
12	2013-14	Regina Plasencia	3.0869
13	2015-16	Alana Uriell	3.0916
14	2006-07	Stacy Lewis	3.0940
15	2020-21	Cory Lopez	3.1000

PAR 4 SCORING

#	SEASON	NAME	Score
1	2023-24	Maria Jose Marin	3.9709
2	2017-18	Maria Fassi	4.0029
3	2007-08	Stacy Lewis	4.0171
4	2017-18	Dylan Kim	4.0173
5	2013-14	Gabriela Lopez	4.0187
6	2014-15	Gabriela Lopez	4.0491
7	2006-07	Stacy Lewis	4.0524
8	2010-11	Emily Tubert	4.0573
9	2023-24	Kendall Todd	4.0609
10	2020-21	Brooke Matthews	4.0634
11	2018-19	Brooke Matthews	4.0647
12	2018-19	Kaylee Benton	4.0669
13	2017-18	Alana Uriell	4.0693
14	2023-24	Kajal Mistry	4.0714
15	2018-19	Maria Fassi	4.0787

PAR 5 SCORING

#	SEASON	NAME	Score
1	2017-18	Maria Fassi	4.4923
2	2018-19	Maria Fassi	4.5981
3	2017-18	Alana Uriell	4.6692
4	2014-15	Gabriela Lopez	4.7395
5	2017-18	Dylan Kim	4.7693
6	2023-24	Ela Anacona	4.7746
7	2016-17	Alana Uriell	4.7889
8	2019-20	Ela Anacona	4.7894
9	2012-13	Emily Tubert	4.8015
10	2011-12	Emily Tubert	4.8051
11	2022-23	Miriam Ayora	4.8142
12	2019-20	Kajal Mistry	4.8260
13	2023-24	Maria Jose Marin	4.8288
14	2023-24	Kajal Mistry	4.8333
15	2022-23	Kajal Mistry	4.8496

FINISH PERCENTAGE

Minimum rounds: 15

#	SEASON	NAME	OPPONENTS	FINISH PCT.
1	2007-08	Stacy Lewis	1101	95.3%
2	2013-14	Gabriela Lopez	865	91.3%
3	2018-19	Maria Fassi	805	90.9%
4	2010-11	Emily Tubert	1124	90.0%
5	2017-18	Maria Fassi	902	89.9%
	2011-12	Emily Tubert	959	89.9%
7	2014-15	Gabriela Lopez	990	89.6%
8	2017-18	Dylan Kim	902	89.1%
9	2004-05	Stacy Lewis	1112	88.0%
10	2017-18	Alana Uriell	902	87.7%
11	2023-24	Maria Jose Marin	787	87.2%
12	2005-06	Stacy Lewis	965	86.2%
13	2006-07	Stacy Lewis	1045	86.0%
14	2009-10	Kelli Shean	1031	85.5%
15	2003-04	Amanda McCurdy	880	84.5%

LOW 36 HOLE TOTAL

#	SEASON	NAME	TOURNAMENT	SCORE	VS. PAR
1	2021-22	Brooke Matthews	Cougar Classic	127	-17
2	2017-18	Maria Fassi	Evans Derby Experience	131	-13
	2010-11	Emily Tubert	Las Vegas Collegiate Showdown	131	-13
4	2020-21	Brooke Matthews	Blessings Collegiate	133	-11
5	2023-24	Maria Jose Marin	Blessings Collegiate	134	-10
	2016-17	Alana Uriell	Maryb S Kauth Invitational	134	-11
7	2006-07	Stacy Lewis	Susie Maxwell Berning Classic	134	-10
8	2023-24	Kajal Mistry	NCAA Las Vegas Regional	135	-9
	2021-22	Kajal Mistry	MountainView Collegiate	135	-9
	2018-19	Dylan Kim	Annika Intercollegiate	135	-9
11	2017-18	Maria Fassi	Mason Rudolph Championship	136	-8
	2017-18	Alana Uriell	Mason Rudolph Championship	136	-8
13	2023-24	Maria Jose Marin	Carmel Cup	137	-7
	2020-21	Brooke Matthews	SEC Championship	137	-7
	2018-19	Maria Fassi	Cougar Classic	137	-7
	2017-18	Maria Hoyos	Evans Derby Experience	137	-7
	2017-18	Dylan Kim	Mason Rudolph Championship	137	-7
	2016-17	Maria Fassi	Annika Intercollegiate	137	-7
	2015-16	Gabriela Lopez	Annika Intercollegiate	137	-7
	2010-11	Kelli Shean	Las Vegas Collegiate Showdown	137	-7
	2013-14	Emily Tubert	Mercedes-Benz Intercollegiate	137	-5
	2014-15	Regina Plasencia	Schooner Fall Classic	137	-3

LOW 54 HOLE TOTAL

#	SEASON	NAME	TOURNAMENT	SCORE	VS. PAR
1	2021-22	Brooke Matthews	Cougar Classic	191	-25
2	2017-18	Maria Fassi	Mason Rudolph Championship	200	-16
3	2017-18	Maria Fassi	Evans-Derby Experience	202	-14
4	2017-18	Alana Uriell	Mason Rudolph Championship	204	-12
	2016-17	Alana Uriell	Maryb S. Kauth Invitational	204	-12
6	2023-24	Maria Jose Marin	Carmel Cup	205	-11
	2018-19	Dylan Kim	Annika Intercollegiate	205	-11
	2016-17	Maria Fassi	ANNIKA Intercollegiate	205	-11
	2010-11	Emily Tubert	Las Vegas Collegiate Showdown	205	-11
10	2021-22	Kajal Mistry	MountainView Collegiate	206	-10
	2020-21	Brooke Matthews	Blessings Collegiate Invitational	206	-10
	2017-18	Mari Fassi	ANNIKA Intercollegiate	206	-10
	2017-18	Dylan Kim	Mason Rudolph Championship	206	-10
	2016-17	Kaylee Benton	Maryb S. Kauth Invitational	206	-10
15	2023-24	Abbey Schutte	Diamante Intercollegiate	207	-9
	2020-21	Brooke Matthews	SEC Championship	207	-9
	2017-18	Maria Hoyos	Evans Derby Experience	207	-9
	2014-15	Gabriela Lopez	Alamo Invitational	207	-9
	2010-11	Emily Tubert	MountainView Collegiate	207	-9
	2006-07	Stacy Lewis	Stanford Intercollegiate	207	-6
	2014-15	Regina Plasencia	Schooner Fall Classic	207	-3

LOW 72 HOLE TOTAL

#	SEASON	NAME	TOURNAMENT	SCORE	VS. PAR
1	2006-07	Stacy Lewis	NCAA Women's Championship	282	-6
2	2023-24	Maria Jose Marin	NCAA Women's Championship	283	-5
3	2010-11	Kelli Shean	NCAA Women's Championship	284	-4
4	2014-15	Gabriela Lopez	NCAA Women's Championship	286	-2
5	2015-16	Alana Uriell	NCAA Women's Championship	289	+1
6	2023-24	Kendall Todd	NCAA Women's Championship	292	+4
7	2017-18	Dylan Kim	NCAA Women's Championship	292	+4
	2015-16	Cara Gorlei	NCAA Women's Championship	292	+4
	2007-08	Stacy Lewis	NCAA Women's Championship	292	+4
10	2017-18	Alana Uriell	NCAA Women's Championship	294	+6
	2010-11	Emily Tubert	NCAA Women's Championship	294	+6
	2005-06	Stacy Lewis	NCAA Women's Championship	294	+6
13	2017-18	Kaylee Benton	NCAA Women's Championship	295	+7
	2015-16	Maria Fassi	NCAA Women's Championship	295	+7
15	2011-12	Emily Tubert	NCAA Women's Championship	296	+8

Current players in cardinal red

INDIVIDUAL CAREER RECORDS

PLAYER CAREER SCORING AVERAGE

(vs. Par) minimum rounds: 45

#	NAME	ROUNDS	AVG. SCORE	VS. PAR	CAREER
1	Maria Fassi	108	72.03	0.03	16, 17, 18, 19
2	Gabriela Lopez	103	72.42	0.67	13, 14, 15, 16
3	Dylan Kim	64	72.42	0.69	18, 19
4	Brooke Matthews	78	72.74	0.74	19, 20, 21
5	Kendall Todd	48	72.73	1.17	23, 24
6	Emily Tubert	128	72.81	1.05	11, 12, 13, 14
7	Alana Uriell	113	72.96	1.18	15, 16, 17, 18
8	Stacy Lewis	140	73.24	1.50	05, 06, 07, 08
9	Kaylee Benton	88	73.47	1.57	17, 18, 19
10	Kajal Mistry	131	73.57	1.80	20, 21, 22, 23, 24
11	Cory Lopez	51	74.06	2.17	21, 22, 24
12	Ela Anacona	81	74.09	2.30	20, 21, 22, 23, 24
13	Miriam Ayora	69	74.10	2.39	21, 22, 23, 24
14	Reagan Zibilski	53	74.13	2.47	23, 24
15	Julia Gregg	95	74.27	2.39	20, 21, 22, 23, 24

WINS

#	NAME	TOURNAMENT	WINS	CAREER
1	Stacy Lewis	47	12	04, 05, 06, 07, 08
2	Maria Fassi	37	11	16, 17, 18, 19
3	Emily Tubert	43	6	11, 12, 13, 14
4	Brooke Matthews	27	4	19, 20, 21
	Amanda McCurdy	45	4	03, 04, 05, 06
6	Gabriela Lopez	36	3	13, 14
7	Kajal Mistry	44	2	20, 21, 22, 23, 24
	Courtney Mahon	45	2	03, 04, 05, 06
9	Maria Jose Marin	10	1	24
	Alana Uriell	10	1	15, 16, 17, 18
	Regina Plasencia	44	1	13, 14, 15, 16
	Kelli Shean	45	1	08, 09, 10, 11
	Lucy Nunn	37	1	06, 07, 08, 09
	Ashley Medders	21	1	05, 06, 07, 08
	Adrienne Mucci	39	1	97, 98, 99, 00

PAR OR BETTER ROUNDS

#	NAME	ROUNDS	PAR OR LESS	CAREER
1	Maria Fassi	108	65	16, 17, 18, 19
2	Stacy Lewis	140	60	04, 05, 06, 07, 08
3	Emily Tubert	128	54	11, 12, 13, 14
4	Gabriela Lopez	103	52	13, 14, 15, 16
5	Alana Uriell	113	50	15, 16, 17, 18
6	Kajal Mistry	131	43	20, 21, 22, 23, 24
7	Regina Plasencia	126	40	13, 14, 15, 16
	Kelli Shean	134	40	08, 09, 10, 11
9	Brooke Matthews	78	37	18, 19, 20, 21
10	Kaylee Benton	88	37	17, 18, 19
11	Dylan Kim	64	34	18, 19
12	Ela Anacona	101	32	20, 21, 22, 23, 24
13	Julia Gregg	100	30	20, 21, 22, 23, 24
14	Miriam Ayora	35	30	21, 22, 23, 24
15	Cara Gorlei	101	27	16, 17, 18, 19

ROUNDS PLAYED

Minimum rounds: 85

#	NAME	ROUNDS	CAREER
1	Stacy Lewis	140	04, 05, 06, 07, 08
2	Kelli Shean	134	08, 09, 10, 11
3	Courtney Mahon	133	03, 04, 05, 06
	Amanda McCurdy	133	03, 04, 05, 06
5	Kajal Mistry	131	20, 21, 22, 23, 25
6	Emma Lavy	131	10, 11, 12, 13, 14
7	Emily Tubert	128	11, 12, 13, 14
8	Regina Plasencia	126	13, 14, 15, 16
9	Victoria Vela	125	10, 11, 12, 13
10	Alana Uriell	113	15, 16, 17, 18
	Johanna Danielsson	113	98, 99, 00, 01
12	Kristin Ingram	112	07, 08, 09, 10
13	Lucy Nunn	109	06, 07, 08, 09
14	Maria Fassi	108	16, 17, 18, 19
	Adrienne Mucci	108	97, 98, 99, 00

COUNTING SCORES

#	NAME	COUNTERS	PERCENTAGE	CAREER
1	Stacy Lewis	136	100%	04, 05, 06, 07, 08
2	Emily Tubert	136	98.4%	11, 12, 13, 14
3	Amanda McCurdy	125	94.0%	03, 04, 05, 06
4	Kelli Shean	123	91.8%	08, 09, 10, 11
5	Courtney Mahon	117	88.0%	03, 04, 05, 06
6	Kajal Mistry	114	87.0%	20, 21, 22, 23, 24
7	Victoria Vela	112	89.6%	10, 11, 12, 13
8	Johanna Danielsson	107	94.7%	98, 99, 00, 01
9	Emma Lavy	105	80.2%	10, 11, 12, 13, 14
10	Regina Plasencia	103	82.4%	13, 14, 15, 16
11	Maria Fassi	98	90.7%	16, 17, 18, 19
	Alana Uriell	98	89.1%	15, 16, 17, 18
13	Adrienne Mucci	87	89.8%	97, 98, 99, 00
14	Lucy Nunn	95	92.2%	06, 07, 08, 09
15	Kristin Ingram	95	84.8%	07, 08, 09, 10

FINISH PERCENTAGE

Minimum rounds: 45

#	NAME	OPPONENTS	FINISH PCT.	CAREER
1	Stacy Lewis	4223	89.0%	04, 05, 06, 07, 08
2	Gaby Lopez	3108	86.4%	13, 14, 15, 16
3	Emily Tubert	3907	85.6%	11, 12, 13, 14
4	Maria Fassi	3147	80.8%	16, 17, 18, 19
5	Amanda McCurdy	3841	77.1%	03, 04, 05, 06
6	Dylan Kim	1861	77.0%	18, 19
7	Alana Uriell	3268	75.4%	15, 16, 17, 18
8	Kelli Shean	4146	74.4%	08, 09, 10, 11
9	Kaylee Benton	2522	70.4%	17, 18, 19
10	Brooke Matthews	2202	70.2%	18, 19, 20, 21
11	Kendall Todd	1273	69.4%	23, 24
12	Regina Plasencia	3810	66.9%	13, 14, 15, 16
13	Lucy Nunn	3260	66.7%	06, 07, 08, 09
14	Courtney Mahon	3841	64.7%	03, 04, 05, 06
15	Johanna Danielsson	3163	63.8%	98, 99, 00, 01

BIRDIES

#	NAME	ROUNDS	BIRDIES	CAREER
1	Maria Fassi	108	395	16, 17, 18, 19
2	Emily Tubert	128	388	11, 12, 13, 14
3	Kajal Mistry	131	386	20, 21, 22, 23, 24
4	Stacy Lewis	140	368	04, 05, 06, 07, 08
5	Alana Uriell	113	350	15, 16, 17, 18
6	Gabriela Lopez	103	338	13, 14, 15, 16
7	Regina Plasencia	126	311	13, 14, 15, 16
8	Kelli Shean	134	302	08, 09, 10, 11
9	Emma Lavy	131	277	10, 11, 12, 13, 14
10	Amanda McCurdy	133	273	03, 04, 05, 06
11	Julia Gregg	100	268	20, 21, 22, 23
12	Miriam Ayora	102	265	21, 22, 23, 24
13	Ela Anacona	101	253	20, 21, 22, 23, 24
14	Cara Gorlei	101	243	16, 17, 18, 19
15	Lucy Nunn	109	242	06, 07, 08, 09

EAGLES

#	NAME	ROUNDS	EAGLES	CAREER
1	Maria Fassi	108	18	16, 17, 18, 19
2	Brooke Matthews	78	8	18, 19, 20, 21
3	Ela Anacona	101	7	20, 21, 22, 23, 24
4	Miriam Ayora	102	6	21, 22, 23, 24
5	Cara Gorlei	101	6	16, 17, 18, 19
	Gabriela Lopez	103	6	13, 14, 15, 16
	Kelli Shean	134	6	08, 09, 10, 11
8	Kajal Mistry	131	4	20, 21, 22, 23, 24
	Emily Tubert	128	4	11, 12, 13, 14
	Alexandra Schulte	102	4	07, 08, 09, 10
	Amanda McCurdy	133	4	03, 04, 05, 06
12	Reagan Zibilski	53	3	23, 24
	Cory Lopez	51	3	21, 22, 24
	Lucy Nunn	109	3	06, 07, 08, 09
	Alana Uriell	113	3	15, 16, 17, 18
	Regina Plasencia	126	3	13, 14, 15, 16
	Emma Lavy	131	3	10, 11, 12, 13, 14
	Courtney Mahon	133	3	03, 04, 05, 06

TEAM SEASON RECORDS

TEAM SEASON SCORING AVERAGE

(vs. Par) minimum rounds: 15

#	SEASON	COACH	ROUNDS	AVG. SCORE	VS. PAR
1	2017-18	Shauna Taylor	34	286.03	-1.26
2	2023-24	Shauna Taylor	33	287.60	+1.12
3	2018-19	Shauna Taylor	30	290.57	2.57
4	2019-20	Shauna Taylor	18	290.17	2.83
5	2016-17	Shauna Estes-Taylor	28	291.36	3.79
6	2020-21	Shauna Taylor	30	291.93	3.93
7	2015-16	Shauna Estes-Taylor	32	292.06	4.81
8	2013-14	Shauna Estes-Taylor	27	291.59	5.22
9	2021-22	Shauna Taylor	33	293.48	6.21
10	2014-15	Shauna Estes-Taylor	32	293.16	6.66
11	2022-23	Shauna Taylor	29	296.50	6.93
12	2012-13	Shauna Estes-Taylor	34	295.09	7.44
13	2010-11	Shauna Estes-Taylor	37	294.97	7.95
14	2008-09	Shauna Estes	28	296.86	9.71
15	2007-08	Shauna Estes	36	298.56	11.56
16	2005-06	Kelley Hester	34	300.32	13.03
17	2009-10	Shauna Estes-Taylor	33	301.88	13.88
18	2011-12	Shauna Estes-Taylor	33	301.24	14.21
19	2006-07	Shauna Estes	33	300.91	14.36
20	2004-05	Kelley Hester	35	303.46	16.60
21	2003-04	Kelley Hester	33	305.79	18.88
22	2002-03	Kelley Hester	31	312.00	24.77
23	1998-99	Ulrika Fisher	26	314.12	25.81
24	1999-00	Ulrika Fisher	29	315.45	27.3
25	2000-01	Ulrika Belline	30	317.37	29.37

WINS

#	SEASON	COACH	TOURNAMENTS	WINS
1	2017-18	Shauna Taylor	11	7
2	2023-24	Shauna Taylor	11	4
3	2013-14	Shauna Estes-Taylor	10	3
	2010-11	Shauna Estes-Taylor	12	3
5	2021-22	Shauna Taylor	11	2
	2014-15	Shauna Estes-Taylor	11	2
	2005-06	Kelley Hester	11	2
	2002-03	Kelley Hester	11	2
9	2020-21	Shauna Taylor	10	1
	2016-17	Shauna Estes-Taylor	11	1
	2015-16	Shauna Estes-Taylor	11	1
	2012-13	Shauna Estes-Taylor	11	1
	2007-08	Shauna Estes	12	1
	2003-04	Kelley Hester	11	1
	1999-00	Ulrika Fisher	10	1
	1998-99	Ulrika Fisher	10	1

PAR OR BETTER ROUNDS

#	SEASON	COACH	ROUNDS	PAR OR LESS
1	2017-18	Shauna Taylor	34	20
2	2023-24	Shauna Taylor	33	15
3	2018-19	Shauna Taylor	30	14
4	2016-17	Shauna Estes-Taylor	28	12
5	2021-22	Shauna Taylor	33	9
	2015-16	Shauna Estes-Taylor	32	9
	2013-14	Shauna Estes-Taylor	27	9
8	2022-23	Shauna Taylor	29	8
	2014-15	Shauna Estes-Taylor	32	8
10	2020-21	Shauna Taylor	30	7
	2019-20	Shauna Taylor	18	7
	2012-13	Shauna Estes-Taylor	34	7
	2010-11	Shauna Estes-Taylor	37	7
14	2008-09	Shauna Estes	28	4
15	2011-12	Shauna Estes-Taylor	33	1
	2009-10	Shauna Estes-Taylor	33	1
	2006-07	Shauna Estes	33	1
	2005-06	Kelley Hester	34	1

ROUNDS PLAYED

Minimum rounds: 15

#	SEASON	COACH	ROUNDS
1	2010-11	Shauna Estes-Taylor	37
2	2007-08	Shauna Estes	36
3	2004-05	Kelley Hester	35
4	2017-18	Shauna Taylor	34
	2012-13	Shauna Estes-Taylor	34
	2005-06	Kelley Hester	34
7	2023-24	Shauna Taylor	33
	2021-22	Shauna Taylor	33
	2011-12	Shauna Estes-Taylor	33
	2009-10	Shauna Estes-Taylor	33
	2006-07	Shauna Estes	33
	2003-04	Kelley Hester	33
13	2015-16	Shauna Estes-Taylor	32
	2014-15	Shauna Estes-Taylor	32
15	2002-03	Kelley Hester	31

BIRDIES

#	SEASON	COACH	BIRDIES
1	2023-24	Shauna Taylor	578
2	2017-18	Shauna Estes-Taylor	549
3	2010-11	Shauna Estes-Taylor	442
4	2012-13	Shauna Estes-Taylor	427
5	2015-16	Shauna Estes-Taylor	422
6	2021-22	Shauna Taylor	418
7	2018-19	Shauna Estes-Taylor	411
8	2016-17	Shauna Estes-Taylor	407
9	2014-15	Shauna Estes-Taylor	401
10	2020-21	Shauna Taylor	393
11	2022-23	Shauna Taylor	384
12	2013-14	Shauna Estes-Taylor	352
	2007-08	Shauna Estes	352
14	2005-06	Kelley Hester	323
15	2011-12	Shauna Estes-Taylor	321

EAGLES

#	SEASON	COACH	EAGLES
1	2017-18	Shauna Estes-Taylor	13
2	2023-24	Shauna Taylor	10
	2018-19	Shauna Estes-Taylor	10
4	2021-22	Shauna Taylor	8
	2020-21	Shauna Taylor	8
6	2007-08	Shauna Taylor	7
7	2022-23	Shauna Taylor	6
	2019-20	Shauna Taylor	6
	2005-06	Kelley Hester	6
10	2016-17	Shauna Estes-Taylor	5
	2015-16	Shauna Estes-Taylor	5
	2013-14	Shauna Estes-Taylor	5
	2011-12	Shauna Estes-Taylor	5
14	2012-13	Shauna Estes-Taylor	4
	2009-10	Shauna Estes-Taylor	4

TEAM SEASON RECORDS

TEAM LOW ROUND

#	SEASON	COACH	TOURNAMENT	RND	SCORE
1	2016-17	Shauna Estes-Taylor	ANNIKA Intercollegiate	2	270
2	2017-18	Shauna Estes-Taylor	NCAA Austin Regional	2	271
3	2014-15	Shauna Estes-Taylor	Schooner Fall Classic	2	272
4	2020-21	Shauna Taylor	UCF Challenge	1	273
	2017-18	Shauna Taylor	Maryb S Kauth Invitational	2	273
	2017-18	Shauna Taylor	Mason Rudolph Championship	1	273
	2017-18	Shauna Taylor	Mason Rudolph Championship	3	273
8	2021-22	Shauna Taylor	Blessings Collegiate	2	274
	2016-17	Shauna Estes-Taylor	Maryb S. Kauth Invitational	2	274
	2014-15	Shauna Estes-Taylor	Schooner Fall Classic	3	274
11	2014-15	Shauna Estes-Taylor	Alamo Invitational	1	275
12	2023-24	Shauna Taylor	Puerto Rico Classic	3	276
	2021-22	Shauna Taylor	Cougar Classic	3	276
	2010-11	Shauna Estes-Taylor	Las Vegas Collegiate	2	276
15	2017-18	Shauna Taylor	Mason Rudolph Championship	2	277
	2017-18	Shauna Taylor	Evans-Derby Experience	3	277
	2016-17	Shauna Taylor	Mason Rudolph Championship	2	277
	2013-14	Shauna Estes-Taylor	Dale McNamara NCAA Preview	3	277
	2010-11	Shauna Estes-Taylor	Las Vegas Collegiate	1	277
20	2018-19	Shauna Taylor	Cougar Classic	2	278
	2017-18	Shauna Taylor	ANNIKA Intercollegiate	3	278
	2006-07	Shauna Estes	Susie Maxwell Berning	2	278
23	2020-21	Shauna Taylor	SEC Golf Championship	1	279
	2017-18	Shauna Taylor	Evans-Derby Experience	2	279
	2017-18	Shauna Taylor	Ruth's Chris Tar Heel Invitational	2	279
	2014-15	Shauna Estes-Taylor	Powerade Cougar Classic	3	279
	2013-14	Shauna Estes-Taylor	Alamo Invitational	1	279

LOW ROUND VS. PAR

#	SEASON	COACH	TOURNAMENT	RND	SCORE	VS. PAR
1	2016-17	Shauna Estes-Taylor	ANNIKA Intercollegiate	2	270	-18
2	2017-18	Shauna Taylor	NCAA Austin Regional	2	271	-17
3	2020-21	Shauna Taylor	UCF Challenge	1	273	-15
	2017-18	Shauna Taylor	Maryb S Kauth Invitational	2	273	-15
	2017-18	Shauna Taylor	Mason Rudolph	3	273	-15
	2017-18	Shauna Taylor	Mason Rudolph	1	273	-15
7	2021-22	Shauna Taylor	Blessings Collegiate	2	274	-14
	2016-17	Shauna Estes-Taylor	Maryb S. Kauth Invitational	2	274	-14
9	2014-15	Shauna Estes-Taylor	Alamo Invitational	1	275	-13
10	2023-24	Shauna Taylor	Puerto Rico Classic	3	276	-12
	2021-22	Shauna Taylor	Cougar Classic	3	276	-12
	2010-11	Shauna Estes-Taylor	Las Vegas Collegiate	2	276	-12
13	2017-18	Shauna Taylor	Evans-Derby Experience	3	277	-11
14	2017-18	Shauna Taylor	Mason Rudolph	2	277	-11
	2010-11	Shauna Estes-Taylor	Las Vegas Collegiate	1	277	-11
16	2018-19	Shauna Taylor	Cougar Classic	2	278	-10
	2017-18	Shauna Taylor	ANNIKA Intercollegiate	3	278	-10
	2006-07	Shauna Estes	Susie Maxwell Berning	2	278	-10
19	2020-21	Shauna Taylor	SEC Golf Championship	1	279	-9
	2017-18	Shauna Taylor	Evans-Derby Experience	3	279	-9
	2017-18	Shauna Taylor	Ruth's Chris Tar Heel Invitational	2	279	-9
	2014-15	Shauna Estes-Taylor	Powerade Cougar Classic	2	272	-9
	2013-14	Shauna Estes-Taylor	The Alamo Invitational	1	279	-9
24	2019-20	Shauna Taylor	Cougar Classic	3	280	-8
	2017-18	Shauna Taylor	ANNIKA Intercollegiate	2	280	-8
	2014-15	Shauna Estes-Taylor	Schooner Fall Classic	2	272	-8

TEAM SEASON RECORDS

LOW 36 HOLE TOTAL

#	SEASON	COACH	TOURNAMENT	RND	VS. PAR
1	2017-18	Shauna Estes-Taylor	Mason Rudolph	550	-26
2	2016-17	Shauna Estes-Taylor	Annika Intercollegiate	553	-23
	2010-11	Shauna Estes-Taylor	Las Vegas Collegiate	553	-23
4	2017-18	Shauna Estes-Taylor	Maryb S Kauth Invitational	554	-22
5	2017-18	Shauna Estes-Taylor	NCAA Austin Regional	555	-21
6	2017-18	Shauna Estes-Taylor	Evans Derby Experience	559	-17
7	2023-24	Shauna Taylor	NCAA Las Vegas Regional	560	-16
8	2018-19	Shauna Estes-Taylor	Cougar Classic	560	-16
9	2020-21	Shauna Taylor	SEC Championship	562	-14
	2016-17	Shauna Estes-Taylor	Maryb S Kauth Invitational	562	-14
	2013-14	Shauna Estes-Taylor	Alamo Invitational	562	-14
12	2014-15	Shauna Estes-Taylor	Schooner Fall Classic	562	+2
13	2013-14	Shauna Estes-Taylor	Mercedes Benz Classic	563	-5
14	2023-24	Shauna Taylor	Blessings Collegiate	565	-11
15	2021-22	Shauna Taylor	Cougar Classic	565	-11
	2015-16	Shauna Estes-Taylor	Powerade Cougar Classic	565	-11

LOW 54 HOLE TOTAL

#	SEASON	COACH	TOURNAMENT	RND	VS. PAR
1	2017-18	Shauna Taylor	Mason Rudolph	823	-41
2	2017-18	Shauna Taylor	Evans-Derby Experience	836	-28
3	2014-15	Shauna Estes-Taylor	Schooner Fall Classic	836	-4 (par 70)
4	2017-18	Shauna Taylor	NCAA Austin Regional	838	-26
5	2021-22	Shauna Taylor	Cougar Classic	841	-23
6	2016-17	Shauna Taylor	Maryb S Kauth Invitational	842	-22
	2016-17	Shauna Estes-Taylor	ANNIKA Intercollegiate	842	-22
8	2014-15	Shauna Estes-Taylor	Powerade Cougar Classic	846	-18
	2010-11	Shauna Estes-Taylor	Las Vegas Collegiate	846	-18
10	2017-18	Shauna Taylor	ANNIKA Intercollegiate	848	-16
	2016-17	Shauna Estes-Taylor	Maryb S. Kauth Invitational	848	-16
	2014-15	Shauna Estes-Taylor	Alamo Invitational	848	-16
13	2017-18	Shauna Taylor	Ruth's Chris Tar Heel	851	-13
	2013-14	Shauna Estes-Taylor	Alamo Invitational	851	-13
15	2020-21	Shauna Taylor	SEC Championship	852	-12
	2018-19	Shauna Estes-Taylor	ANNIKA Intercollegiate	852	-12

TEAM: LOW 72 HOLE TOTAL

#	SEASON	COACH	TOURNAMENT	RND	VS. PAR
1	2015-16	Shauna Estes-Taylor	NCAA Championship	1173	+21*
2	2023-24	Shauna Taylor	NCAA Championship	1177	+25
3	2017-18	Shauna Taylor	NCAA Championship	1186	+34*
4	2010-11	Shauna Estes-Taylor	NCAA Championship	1190	+38
5	2007-08	Shauna Estes	NCAA Championship	1194	+42
6	2004-05	Kelley Hester	NCAA Championship	1197	+61
7	2012-13	Shauna Estes-Taylor	NCAA Championship	1200	+48
8	2005-06	Kelley Hester	NCAA Championship	1205	+53
9	2011-12	Shauna Estes-Taylor	NCAA Championship	1214	+62
10	2014-15	Shauna Estes-Taylor	NCAA Championship	1217	+65*

*Format change to include match play

FINISH PERCENTAGE

#	SEASON	COACH	OPPONENTS	FINISH PCT.
1	2017-18	Shauna Estes-Taylor	157	89.8%
2	2018-19	Shauna Estes-Taylor	169	82.2%
3	2013-14	Shauna Estes-Taylor	156	81.4%
4	2010-11	Shauna Estes-Taylor	203	80.8%
5	2012-13	Shauna Estes-Taylor	169	79.3%
6	2015-16	Shauna Estes-Taylor	172	79.1%
7	2007-08	Shauna Estes	200	78.5%
8	2014-15	Shauna Estes-Taylor	177	75.7%
9	2023-24	Shauna Taylor	146	74.7%
10	2005-06	Kelley Hester	172	72.7%
11	2004-05	Kelley Hester	197	70.6%
12	2016-17	Shauna Estes-Taylor	145	70.3%
13	2019-20	Shauna Taylor	86	62.8%
14	2020-21	Shauna Taylor	146	61.6%
15	2003-04	Kelley Hester	156	59.6%

NATIONAL RANKINGS (GOLFSTAT/CLIPPD)

#	SEASON	COACH	RANKING
1	2017-18	Shauna Estes-Taylor	3
2	2018-19	Shauna Estes-Taylor	4
3	2010-11	Shauna Estes-Taylor	7
	2007-08	Shauna Estes	7
5	2012-13	Shauna Estes-Taylor	8
6	2014-15	Shauna Estes-Taylor	9
	2013-14	Shauna Estes-Taylor	9
8	2023-24	Shauna Taylor	10
9	2005-06	Kelley Hester	11
10	2015-16	Shauna Estes-Taylor	12
11	2016-17	Shauna Estes-Taylor	15
12	2008-09	Shauna Estes	16
13	2004-05	Kelley Hester	18
14	2019-20	Shauna Taylor	19
15	2021-22	Shauna Taylor	20
	2020-21	Shauna Taylor	20

HONORS AND AWARDS

SEC GOLFER OF THE WEEK

2003-04	Amanda McCurdy	April 4, 2004
2004-05	Stacy Lewis	Feb. 24, 2005
2004-05	Stacy Lewis	March 15, 2005
2005-06	Amanda McCurdy	Feb. 28, 2006
2006-07	Stacy Lewis	April 4, 2007
2006-07	Stacy Lewis (co)	April 11, 2007
2007-08	Stacy Lewis	Feb. 28, 2008
2007-08	Stacy Lewis	March 25, 2008
2007-08	Stacy Lewis	April 2, 2008
2008-09	Lucy Nunn	March 23, 2009
2010-11	Emily Tubert	March 17, 2011
2010-11	Emily Tubert (co)	March 29, 2011
2012-13	Emily Tubert	Feb. 13, 2013
2012-13	Gabriela Lopez*	Feb. 27, 2013
2012-13	Emily Tubert	March 27, 2013
2013-14	Gabriela Lopez	Feb. 19, 2014
2013-14	Gabriela Lopez	March 26, 2014
2013-14	Emily Tubert	April 7, 2014
2014-15	Jordy LaBarbera*	Feb. 18, 2015
2014-15	Regina Plasencia	April 2, 2015
2017-18	Maria Fassi	March 7, 2018
2017-18	Maria Fassi	March 21, 2018
2017-18	Maria Hoyos*	March 21, 2018
2018-19	Maria Fassi	February 18, 2019
2018-19	Brooke Matthews	April 15, 2019
2022-23	Miriam Ayora	March 22, 2023
2022-23	Meghan Royal*	March 22, 2023
2023-24	Maria Jose Marin*	Sept. 6, 2023
2023-24	Maria Jose Marin*	Oct. 11, 2023
2023-24	Abbey Schutte*	Oct. 31, 2023
2023-24	Maria Jose Marin*	Feb. 13, 2024
2023-24	Maria Jose Marin	March 20, 2024

*SEC Freshman of the Week (new for 2013)

SEC added fall weekly honors in 2022-23

COMMUNITY SERVICE TEAM

2003-04	Melissa Murray
2004-05	Lina Axelsson
2005-06	Courtney Mahon
2006-07	Stacy Lewis
2007-08	Stacy Lewis
2008-09	Lucy Nunn
2009-10	Tiffany Phelps
2010-11	Corinna Rees
2011-12	Emily Podzielinski
2012-13	Victoria Vela
2013-14	Emily Podzielinski
2014-15	Summar Roachell
2015-16	Summar Roachell
2016-17	Summar Roachell
2017-18	Cara Gorlei
2018-19	Cara Gorlei
2019-20	Julia Dean
2020-21	Kajal Mistry
2021-22	Ela Anacona
2022-23	Ffion Tynan
2023-24	Reagan Zibilski

ALL-SEC HONORS

ELA ANACONA

2020 All-SEC Second Team
2020 SEC All-Freshman Team

KAYLEE BENTON

2019 All SEC First Team

MARIA FASSI

2016 SEC All-Freshman Team
2016 All-SEC Second Team
2018 SEC Player of the Year
2018 All-SEC First Team
2019 SEC Player of the Year
2019 All-SEC First Team
2019 SEC Female Athlete of the Year

MARIA JOSE MARIN

2024 All-SEC First Team
2024 SEC Freshman of the Year
2024 All-SEC Freshman Team

DYLAN KIM

2018 SEC Scholar-Athlete of the Year
2018 All-SEC First Team
2019 All-SEC First Team

EMMA LAVY

2011 SEC All-Freshman Team

STACY LEWIS

2005 All-SEC First Team
2005 Freshman of the Year
2005 All-SEC Freshman Team
2006 All-SEC First Team
2007 All-SEC First Team
2008 All-SEC First Team
2008 SEC Golfer of the Year
2008 Golf Scholar-Athlete of the Year
2008 H. Boyd McWhorter Scholar-Athlete

CORY LOPEZ

2021 SEC All-Freshman Team

GABRIELA LOPEZ

2013 All-SEC Second Team
2013 SEC All-Freshman Team
2014 All-SEC First Team
2015 All-SEC First Team

BROOKE MATTHEWS

2019 SEC All-Freshman Team
2021 All-SEC First Team

AMANDA MCCURDY

2004 All-SEC Second Team
2005 All-SEC Second Team
2006 All-SEC First Team

KAJAL MISTRY

2022 All-SEC First Team

LUCY NUNN

2009 All-SEC Second Team

REGINA PLASENCIA

2013 SEC All-Freshman Team
2014 All-SEC Second Team
2015 All-SEC Second Team

KELLI SHEAN

2008 SEC All-Freshman Team
2010 All-SEC First Team
2011 All-SEC Second Team

EMILY TUBERT

2011 All-SEC First Team
2011 SEC Co-Freshman of the Year
2011 SEC All-Freshman Team
2012 All-SEC First Team
2013 All-SEC First Team
2014 All-SEC First Team

ALANA URIELL

2017 All-SEC Second Team
2018 All-SEC First Team

SHAUNA ESTES-TAYLOR

2014 SEC Coach of the Year
2018 SEC Coach of the Year

HONORS AND AWARDS

WOMEN'S GOLF COACHES ASSOCIATION ALL-AMERICAN

2004-05	Stacy Lewis	First Team
2005-06	Stacy Lewis	Honorable Mention
	Amanda McCurdy	Honorable Mention
2006-07	Stacy Lewis	First Team
2007-08	Stacy Lewis	First Team
2009-10	Kelli Shean	Second Team
2010-11	Emily Tubert	First Team
	Kelli Shean	Honorable Mention
2011-12	Emily Tubert	First Team
2012-13	Emily Tubert	Honorable Mention
2013-14	Gabriela Lopez	First Team
2014-15	Gabriela Lopez	First Team
2015-16	Marai Fassi	Honorable Mention
2017-18	Maria Fassi	First Team
2017-18	Dylan Kim	Second Team
2017-18	Alana Uriell	Second Team
2018-19	Maria Fassi	First Team
2018-19	Kaylee Benton	Second Team
2023-24	Maria Jose Marin	First Team

GOLF WEEK ALL-AMERICAN TEAM

2005-06	Stacy Lewis	Third Team
2005-06	Amanda McCurdy	Honorable. Mention
2006-07	Stacy Lewis	First Team
2007-08	Stacy Lewis	First Team
2012-13	Emily Tubert	Third Team
2012-13	Gabriela Lopez	Honorable Mention
2013-14	Gabriela Lopez	First Team
2013-14	Emily Tubert	Honorable Mention
2013-14	Regina Plasencia	Honorable Mention
2018-19	Maria Fassi	First Team
2018-19	Kaylee Benton	Third Team
2018-19	Brooke Matthews	Honorable Mention
2020-21	Brooke Matthews	Honorable Mention
2021-22	Kajal Mistry	Honorable Mention
2023-24	Maria Jose Marin	Second Team

GOLF WEEK'S TOP-RANKED AMATEUR

2006 Stacy Lewis

GOLF WEEK TEAM OF THE WEEK

March 26, 2014

GOLF WEEK PLAYER OF THE WEEK

2013-14 Gabriela Lopez March 26, 2014

GOLF DIGEST'S TOP-RANKED AMATEUR

2007 Stacy Lewis
2008 Stacy Lewis

DINAH SHORE TROPHY

2007 Stacy Lewis
2014 Emily Tubert

HONDA-BRODERICK AWARD FINALIST

2007 Stacy Lewis
2008 Stacy Lewis
2011 Kelli Shean
2015 Gabriela Lopez
2019 Maria Fassi

GOLFWORLD'S FEMALE PLAYER OF THE WEEK

2003-04 Amanda McCurdy Nov. 11, 2003
2004-05 Stacy Lewis April 22, 2005

GOLFWORLD'S MID-SEASON ALL-AMERICAN TEAM

2005-06 Amanda McCurdy Nov. 23, 2005

RAZORBACK SENIOR STUDENT ATHLETE OF THE YEAR

2008 Stacy Lewis

RAZORBACK RED TIE SALUTE TO EXCELLENCE WINNER

2007 Stacy Lewis
2008 Stacy Lewis
2011 Kelli Shean (Razorback Spirit Award)
2013 Emily Tubert (Razorback Spirit Award)
2018 Maria Fassi

NGCA ALL-REGION

2008 Kristin Ingram Central
2011 Emily Tubert Central
2012 Emily Tubert Central
2015 Gabriela Lopez St. George
2015 Alana Uriell St. George
2016 Alana Uriell Stanford
2018 Shauna Taylor COY (Central)

NATIONAL GOLF COACHES ASSOCIATION HALL OF FAME

2009 Shauna Estes-Taylor

CURTIS CUP TEAM MEMBER

2006 Amanda McCurdy
2008, 2011 Stacy Lewis
2012 Emily Tubert

SOLHEIM CUP TEAM MEMBER

2011, 2013, 2015, 2017, 2023*, 2024* Stacy Lewis
* - indicates captain

THE SPIRIT INTERNATIONAL

2011 Emily Tubert
2011 Gabriel Lopez (Mexico)

WGCA EATON GOLF PRIDE ASSISTANT COACH OF THE YEAR

2007 Shauna Estes
2013 Mike Adams

WGCA PLAYERS HALL OF FAME

2014 Stacy Lewis

PING/WGCA PLAYER OF THE YEAR WATCH LIST

2015 Gabriela Lopez
2018 Maria Fassi
2019 Maria Fassi

PING/WGCA PLAYER OF THE YEAR

2019 Maria Fassi

WGCA FRESHMAN OF THE YEAR WATCH LIST

2024 Maria Jose Marin

WGCA COACH OF THE YEAR WATCH LIST

2024 Shauna Taylor

ANNIKA AWARD PLAYER OF THE YEAR WATCH LIST

Sept. 28	Maria Fassi	No. 4
	Alana Uriell	No. 5
	Dylan Kim	Next Five (No. 8)
Oct. 12	Maria Fassi	No. 1
	Alana Uriell	No. 5
Oct. 26	Maria Fassi	No. 3
	Alana Uriell	Next Five (No. 7)
Nov. 9	Maria Jose Marin	No. 1
	Maria Fassi	No. 4
	Alana Uriell	Next Five (No. 10)
Feb. 22	Maria Fassi	No. 3
March 4	Maria Jose Marin	No. 2
March 8	Maria Fassi	No. 2
	Dylan Kim	No. 13
	Alana Uriell	No. 15
March 22	Maria Fassi	No. 2
	Alana Uriell	No. 15
April 12	Maria Fassi	No. 2
	Alana Uriell	No. 14
May 3	Maria Fassi	No. 2
May 10	Maria Fassi	No. 1
	Dylan Kim	No. 14

ANNIKA AWARD WINNER

2018 Maria Fassi
2019 Maria Fassi

UNIV. OF ARKANSAS HALL OF HONOR

2014 Stacy Lewis

ARKANSAS SPORTS HALL OF FAME

2014 Stacy Lewis

OLYMPIC TEAMS

Year	Player	Country	Host
2016	Stacy Lewis	USA	Rio
2016	Gabriela Lopez	Mexico	Rio
2020	Maria Fassi	Mexico	Tokyo
2020	Gabriela Lopez	Mexico	Tokyo

PALMER CUP TEAM*

Year	Player	Country	Host
2018	Maria Fassi	International	France
2018	Dylan Kim	USA	France
2018	Alana Uriell	USA	France
2021	Brooke Matthews	USA	USA
2024	Maria Jose Marin	International	Ireland

*2018 Inaugural Year for Women

ARKANSAS ALL-AMERICANS



STACY LEWIS
The Woodlands, Texas
WGCA FIRST TEAM
2005 | 2007 | 2008

WGCA HONORABLE MENTION
2006

NOTES
Lewis won 12 collegiate events and was a four-time All-American ... She was the 2005 SEC Freshman of the Year ... 2007 NCAA Division I National Champion ... 2007 Dinah Shore Trophy Award recipient ... 2008 SEC Championship Individual Medalist ... 2008 SEC Player of the Year ... Won the 2006 Harder Hall Invitational ... Won the 2006 Western Amateur ... Semi-finalist at the 2006 U.S. Women's Amateur ... 2007 Southern Amateur Champion ... Member of the victorious U.S. Team at the 2007 at Copa de las Americas ... 2008 U.S. Curtis Cup team, becoming the first player to go 5-0 in Curtis Cup history ... Lewis is a two-time Golfweek and Golf Digest Women's Amateur Player of the Year (2006-07) ... Top-ranked amateur in the Golfweek/Titleist Women's Amateur Rankings in 2008.



AMANDA MCCURDY
El Dorado, Arkansas
WGCA HONORABLE MENTION
2006

NOTES
Competed in two U.S. Women's Amateur Public Links Championships (2003, 2005) ... Runner-up at the 2004 U.S. Women's Amateur Championship ... Recorded four wins in collegiate competition ... Two-time All-SEC second team selection (2004, 2005) ... Named to the 2006 U.S. Curtis Cup Team ... 2006 NGCA All-American Honorable Mention.



KELLI SHEAN
Cape Town, South Africa
WGCA SECOND TEAM
2010

WGCA HONORABLE MENTION
2011

NOTES
Won the Marilyn Smith Sunflower Invitational in 2009 ... NCAA Championship runner-up finish in 2011 at Texas A&M ... 2008 SEC All-Freshman Team ... 2010 All-SEC First-Team ... 2011 All-SEC Second-Team ... Runner-up as South African Team in the World Division in 2005 ... Runner-up South African Amateur Stroke Play Championships in 2005 ... Won South Africa Amateur Match Play Championships in 2005 ... World Amateur Team Championships winner in 2006 ... Winner Western Province Open Championships by a record 12 shots in 2006 .



EMILY TUBERT
Burbank, California
WGCA FIRST TEAM
2011 | 2012

WGCA HONORABLE MENTION
2013

NOTES
U.S. Women's Amateur Public Links, Champion (2010) ... Three Time Collegiate All-American (2011, 2012, 2013) ... USA Curtis Cup Team (2012) ... U.S. Women's Open participant (2013) ... LPGA Qualifying Tournament Stage I Winner (2014) ... Arizona Women's Open Winner (2014) ... Big Break Myrtle Beach participant.



GABRIELLA LOPEZ
Mexico City, Mexico
WGCA FIRST TEAM
2014 | 2015

NOTES
Finished T10 at Final Stage to earn LPGA Membership for the 2016 season ... In 2015, runner-up at the NCAA national championships ... Played in the Walmart NW Arkansas Championship (2013-2015) and the Lorena Ochoa Invitational (2014-2015) ... Winner of three events in collegiate competition ... Winner Mexican Amateur Championship in 2013.

MARIA FASSI
Pachuca, Hidalgo, Mexico



WGCA FIRST TEAM
2018, 2019

WGCA HONORABLE MENTION
2016

NOTES
2019 NCAA Individual Champion... 2019 SEC Individual Champion... Only 2x ANNIKA Award Winner Ever... Arkansas' second-ever SEC Female Athlete of the Year (2019)... Won the 2019 Honda Sport Award for Golf ... First Razorback in program history to win first college tournament (Lady Puerto Rico Classic) ... All-SEC Second Team in 2016 ... SEC All-Freshman Team in 2016 ... 2018 SEC Player of the Year ... 2018 First-Team All-SEC ... 2018 ANNIKA Award Winner for Player of the Year.



ALANA URIELL
Carlsbad, California
WGCA SECOND TEAM
2018

NOTES
2018 First-Team All-SEC ... 2017 Second Team All-SEC ... Palmer Cup Team selection ... Won the UTSA Maryb S. Kauth Invitational in 2016




DYLAN KIM
Plano, Texas
WGCA SECOND TEAM
2018

NOTES
2019 First-Team All-SEC ... 2018 First-Team All-SEC ... 2018 SEC Scholar-Athlete of the Year.



KAYLEE BENTON
Buckeye, Ariz.
WGCA SECOND TEAM
2019

NOTES
2019 First-Team All-SEC ... Golfweek Third-Team All-American ... Finished three events in the top five during senior year.



MARIA JOSE MARIN
Cali, Colombia
WGCA FIRST TEAM
2024

NOTES
2024 SEC Freshman of the Year ... 2024 First-Team All-SEC ... 2024 SEC All-Freshman Team ... WGCA All-Freshman Team ... Won Blessings Collegiate Invitational ... 4x SEC Golfer/Freshman Golfer of the Week ... Logged five top 10 showings, including a tie for fourth at the NCAA Championship.

ACADEMIC HONORS

WGCA ACADEMIC ALL-AMERICANS

Year	Name
1997	MacKenzie Cato
2004	Jennifer Norlien
2005	Gena Johnson Stacy Lewis
2006	Stacy Lewis
2007	Stacy Lewis Corinna Rees
2008	Stacy Lewis
2010	Tiffany Phelps Corinna Rees Victoria Vela
2011	Corinna Rees Victoria Vela Emily Tubert
2012	Victoria Vela Emily Tubert Emily Podzielinski
2013	Emily Tubert Gabriela Lopez
2014	Emily Tubert Gabriela Lopez
2015	Gabriela Lopez
2017	Kaylee Benton Cara Gorlei
2018	Kaylee Benton Cara Gorlei Dylan Kim
2019	Kaylee Benton Cara Gorlei Maria Fassi
2020	Ela Anacona Grace St-Germain Julia Gregg Maria Hoyos Brooke Matthews
2021	Ela Anacona Julia Gregg Brooke Matthews Kajal Mistry
2022	Ela Anacona Julia Gregg Kajal Mistry
2023	Julia Gregg Kajal Mistry Meghan Royal Reagan Zibilski

CAPITAL ONE ACADEMIC ALL-AMERICA(COSIDA)

2007	Stacy Lewis
2008	Stacy Lewis

SEC FIRST-YEAR ACADEMIC HONOR ROLL

2003-04	Stacy Lewis
2005-06	Ashley Medders
2006-07	Lucy Nunn
2007-08	Tiffany Phelps
2008-09	Corinna Rees
2008-09	Kelli Shean
2009-10	Katy Nugent
2010-11	Emily Tubert
2011-12	Hally Leadbetter
2012-13	Olivia Lavy Gabriela Lopez Kayli Quinton Regina Plasencia
2013-14	Summar Roachell
2014-15	Jordy LaBarbera Samantha Marks Shawn Rennegarbe
2015-16	Cara Gorlei (Kinesiology)
2016-17	Kaylee Benton (Finance)
2017-18	Julia Dean (Pre-Business) Maria Hoyos (Pre-Business) Dylan Kim (Economics)

2018-19	Kaylee Benton Brooke Matthews (Business) Maria Fassi Cara Gorlei Dylan Kim Brooke Matthews
2019-20	Ela Anacona Julia Gregg Kajal Mistry
2020-21	Cory Lopez
2021-22	Giovanna Fernandez
2022-23	Meghan Royal Reagan Zibilski

SEC ACADEMIC HONOR ROLL

1997	MacKenzie Cato Jane Hilburn
1998	MacKenzie Cato Jane Hilburn Adrienne Mucci
1999	Kelly Hanwell Jane Hilburn Adrienne Mucci
2000	Kelly Hanwell Kristy Kortuem Adrienne Mucci
2001	Kelly Hanwell
2002	Catherine Beckett Mary Elizabeth Brice Johanna Danielsson Kelly Hanwell Melissa Murray
2003	Jennifer Norlien Lina Axelsson Gena Johnson Melissa Murray
2004	Jennifer Norlien Courtney Mahon Jennifer Norlien
2005	Sarah Trew Lina Axelsson Gena Johnson Courtney Mahon Sarah Trew
2006	Stacy Lewis Lucy Nunn Tanica van As
2007	Stacy Lewis Lucy Nunn Tanica van As
2008	Stacy Lewis Kristin Ingram Lucy Nunn Tiffany Phelps Corinna Rees Whitney Sylvan
2009	Tanica van As Kristin Ingram Lucy Nunn Tiffany Phelps Corinna Rees Kelli Shean
2010	Rachel Carpenter Emily Podzielinski Corinna Rees Meagan Roberts Kelli Shean Victoria Vela
2011	Rachel Carpenter Emily Podzielinski Corinna Rees Meagan Roberts Kelli Shean Victoria Vela
2012	Emma Lavy Emily Podzielinski

2013	Emily Tubert Victoria Vela Emma Lavy Hally Leadbetter Emily Podzielinski Meagan Roberts Emily Tubert Victoria Vela
2014	Emma Lavy Olivia Lavy Gabriela Lopez Regina Plasencia Emily Podzielinski Kayli Quinton Emily Tubert Olivia Lavy
2015	Olivia Lavy Gabriela Lopez Regina Plasencia Kayli Quinton Summar Roachell
2016	Jordan LaBarbera (Kinesiology) Samantha Marks (Journalism) Regina Plasencia (International Relations) Shawn Rennegarbe (Engineering) Summar Roachell (General Business)
2017	Kaylee Benton (Finance) Maria Fassi (Rec & Sport Management) Cara Gorlei (Kinesiology) Jordan LaBarbera (Kinesiology) Summar Roachell (Marketing) Alana Uriell (Marketing)
2018	Kaylee Benton (Finance) Maria Fassi (Rec & Sport Management) Cara Gorlei (Kinesiology) Dylan Kim (Economics) Jordy LaBarbera (Kinesiology) Alana Uriell (Marketing)
2019	Kaylee Benton (Finance) Julia Dean (Marketing) Maria Fassi (Rec & Sport Management) Cara Gorlei (Kinesiology) Maria Hoyos Villegas (SC Management) Dylan Kim (Economics) Brooke Matthews (SC Management) Grace St. Germain (English)
2020	Julia Dean (Marketing) Ximena Gonzalez Maria Hoyos (SC Management) Brooke Matthews (SC Management) Grace St. Germain (English) Ela Anacona (Journalism) Julia Dean Ximena Gonzalez Julia Gregg (Finance) Maria Hoyos Brooke Matthews Kajal Mistry (Marketing)
2022	Ela Anacona (Economics) Miriam Ayora (Journalism) Ximena Gonzalez Julia Gregg (Finance) Cory Lopez (Communication) Kajal Mistry (Marketing) Ffion Tynan (Communication)
2023	Ela Anacona (Economics) Miriam Ayora (Advertising/PR) Giovanna Fernandez (Psychology) Julia Gregg (Finance) Cory Lopez (Communication) Kajal Mistry (Marketing) Ffion Tynan (Communication)

ACADEMIC HONORS

RAZORBACKS ATHLETIC DEPARTMENT ACADEMIC HONOR ROLL

ACADEMIC CHAMPIONS (4.00)

Spring 1999 Laura Kennan
 Spring 2002 Jennifer Norlien
 Fall 2002 Catherine Beckett
 Spring 2004 Jennifer Norlien
 Fall 2005 Stacy Lewis
 Spring 2008 Whitney Sylvan
 Fall 2008 Corinna Rees
 Spring 2009 Lucy Nunn
 Fall 2009 Corinna Rees
 Victoria Vela
 Spring 2010 Victoria Vela
 Fall 2010 Corinna Rees
 Spring 2011 Corinna Rees
 Fall 2011 Emily Tubert
 Spring 2012 Victoria Vela
 Fall 2012 Kayli Quinton
 Spring 2013 Emily Podzielinski
 Kayli Quinton
 Victoria Vela
 Fall 2013 Emily Podzielinski
 Spring 2014 Emma Lavy
 Fall 2014 Emily Podzielinski
 Kayli Quinton
 Shawn Rennegarbe
 Spring 2015 Shawn Rennegarbe
 Fall 2015 Shawn Rennegarbe
 Spring 2016 Shawn Rennegarbe
 Spring 2017 Kaylee Benton
 Summer Roachell
 Fall 2017 Kaylee Benton
 Dylan Kim
 Spring 2018 Cara Gorlei
 Fall 2019 Julia Gregg
 Spring 2020 Ela Anacona
 Ximena Gonzalez
 Fall 2020 Julia Gregg
 Julia Dean
 Brooke Matthews
 Spring 2021 Kajal Mistry
 Fall 2021 Ffion Tynan
 Spring 2022 Ximena Gonzalez
 Fall 2022 Ximena Gonzalez
 Spring 2023 Ffion Tynan
 Fall 2023 Ela Anacona
 Spring 2023 Ffion Tynan



Laura Kennan



Jennifer Norlien



Catherine Beckett



Stacy Lewis



Whitney Sylvan



Corinna Rees



Lucy Nunn



Victoria Vela




Emily Tubert



Kayli Quinton



Emily Podzielinski




Emma Lavy



Shawn Rennegarbe



Kaylee Benton



Summer Roachell



Dylan Kim



Cara Gorlei



Julia Gregg



Ela Anacona



Ximena Gonzalez



Julia Dean



Brooke Matthews



Kajal Mistry



Ffion Tynan

NCAA PUBLIC RECOGNITION AWARD

The NCAA annually honors teams earning multiyear Academic Progress Rates in the top 10 percent of all squads in each sport.

Year	APR
2004-05	1000
2005-06	1000
2006-07	1000
2007-08	1000
2012-13	1000
2014-15	1000
2015-16	1000
2016-17	1000
2017-18	1000
2018-19	1000
2019-20	1000
2020-21	1000
2021-22	1000
2022-23	1000

SEC SCHOLAR-ATHLETE OF THE YEAR

2008..... Stacy Lewis
 2018..... Dylan Kim



Stacy Lewis



Dylan Kim

ACADEMIC HONORS

ATHLETIC DIRECTOR'S LIST (3.50-3.99)

Fall 1995	MacKenzie Cato, Jane Hilburn
Spring 1996	MacKenzie Cato
Fall 1996	Jane Hilburn
Fall 1997	Jane Hilburn, MacKenzie Cato
Spring 1998	Johanna Danielsson, MacKenzie Cato, Kelly Hanwell
Spring 2000	Kelly Hanwell
Fall 2000	Mary Elizabeth Brice, Kelly Hanwell
Spring 2001	Mary Elizabeth Brice, Kelly Hanwell
Fall 2001	Lina Axelsson, Gena Johnson
Fall 2002	Catherine Beckett, Gena Johnson, Courtney Mahon
Spring 2003	Jennifer Norlien
Fall 2003	Stacy Lewis, Melissa Murray, Jennifer Norlien
Spring 2004	Lindsey Hinshaw, Gena Johnson, Stacy Lewis, Courtney Mahon
Fall 2004	Gena Johnson, Stacy Lewis
Spring 2005	Gena Johnson, Amanda McCurdy, Sarah Trew
Fall 2005	Lindsey Hinshaw
Spring 2006	Lindsey Hinshaw, Stacy Lewis
Fall 2006	Stacy Lewis, Tiffany Phelps, Corinna Rees
Spring 2007	Stacy Lewis, Lucy Nunn, Tiffany Phelps, Corinna Rees, Whitney Sylvan, Tanica van As
Fall 2007	Stacy Lewis, Lucy Nunn, Tiffany Phelps, Corinna Rees, Tanica van As
Spring 2008	Natalie Beach, Kristin Ingram, Tiffany Phelps, Corinna Rees, Tanica van As
Fall 2008	Natalie Beach, Lucy Nunn, Tiffany Phelps, Tanica van As
Spring 2009	Katy Nugent, Corinna Rees
Fall 2009	Rachel Carpenter, Emma Lavy, Katy Nugent, Tiffany Phelps, Meagan Roberts
Spring 2010	Rachel Carpenter, Kristin Ingram, Tiffany Phelps, Meagan Roberts
Fall 2010	Emily Tubert, Victoria Vela
Spring 2011	Rachel Carpenter, Emily Podzielinski, Emily Tubert, Victoria Vela
Fall 2011	Victoria Vela
Spring 2012	Emma Lavy, Emily Podzielinski, Emily Tubert
Fall 2012	Emma Lavy, Olivia Lavy, Hally Leadbetter, Gabriela Lopez, Regina Plasencia, Emily Tubert, Victoria Vela
Spring 2013	Emma Lavy, Olivia Lavy, Hally Leadbetter, Gabriela Lopez, Emily Tubert
Fall 2013	Emma Lavy, Olivia Lavy, Regina Plasencia, Summar Roachell, Kayli Quinton, Emily Tubert
Spring 2014	Olivia Lavy, Gabriela Lopez, Kayli Quinton
Fall 2014	Olivia Lavy
Spring 2015	Gabriela Lopez, Regina Plasencia, Kayli Quinton
Fall 2015	Cara Gorlei, Jordy LaBarbera, Samantha Marks, Regina Plasencia, Summar Roachell
Spring 2016	Cara Gorlei, Samantha Marks, Regina Plasencia

Fall 2016	Kaylee Benton, Jordy LaBarbera, Summar Roachell
Spring 2017	Cara Gorlei
Fall 2017	Julia Dean, Maria Fassi, Cara Gorlei, Maria Hoyos, Jordy LaBarbera, Brooke Matthews, Alana Uriell
Spring 2018	Kaylee Benton, Maria Hoyos, Dylan Kim
Fall 2019	Ximena Gonzalez, Brooke Matthews, Grace St. Germain
Spring 2020	Julia Dean, Maria Hoyos, Grace St. Germain, Brooke Matthews
Fall 2020	Ela Anaconda, Julia Gregg, Ximena Gonzalez, Maria Hoyos
Spring 2021	Ela Anaconda, Julia Dean, Julia Gregg, Ximena Gonzalez, Maria Hoyos, Kajal Mistry, Brooke Matthews
Fall 2021	Ela Anaconda, Giovanna Fernandez, Julia Gregg, Cory Lopez, Kajal Mistry
Spring 2022	Ela Anaconda, Cory Lopez, Julia Gregg
Fall 2022	Cory Lopez, Kajal Mistry, Ffion Tynan, Reagan Zibilski
Spring 2023	Ela Anaconda, Julia Gregg, Cory Lopez, Kajal Mistry, Meghan Royal, Reagan Zibilski

HONOR ROLL (3.00-3.45)

Fall 1995	Julie McMahon
Spring 1996	Erica Iding, Julie McMahon
Fall 1996	MacKenzie Cato, Rebecca Gard
Spring 1997	MacKenzie Cato, Jane Hilburn, Adrienne Mucci, Jessica Nelson
Fall 1997	Adrienne Mucci, Kristy Kortuem
Spring 1998	Adrienne Mucci, Jane Hilburn
Fall 1998	Lauren Baugh, MacKenzie Cato, Johanna Danielsson, Kelly Hanwell, Jane Hilburn, Kristy Kortuem, Adrienne Mucci
Spring 1999	Rebecca Gard, Kelly Hanwell, Jane Hilburn, Kristy Kortuem, Adrienne Mucci
Fall 1999	Kristy Kortuem, Adrienne Mucci
Spring 2000	Johanna Danielsson, Adrienne Mucci
Fall 2000	Johanna Danielsson, Melissa Murray, Jennifer Norlien
Spring 2001	Catherine Beckett, Johanna Danielsson, Melissa Murray, Jennifer Norlien
Fall 2001	Lauren Baugh, Mary Elizabeth Brice, Melissa Murray, Jennifer Norlien
Spring 2002	Gena Johnson, Melissa Murray
Fall 2002	Amanda McCurdy
Spring 2003	Catherine Beckett, Gena Johnson, Amanda McCurdy
Fall 2003	Gena Johnson, Courtney Mahon, Sarah Trew
Spring 2004	Sarah Trew
Fall 2004	Lina Axelsson, Brittany Lavy, Courtney Mahon, Sarah Trew
Spring 2005	Lina Axelsson, Lindsey Hinshaw, Brittany Lavy, Stacy Lewis, Courtney Mahon, Whitney Sylvan
Fall 2005	Brittany Lavy, Ashley Medders, Lucy Nunn, Sarah Trew
Spring 2006	Ashley Medders, Lucy Nunn, Whitney Sylvan
Fall 2006	Lucy Nunn, Tania van As
Spring 2007	Kristin Ingram

Fall 2007	Kristin Ingram
Spring 2008	Lucy Nunn, Kelli Shean
Fall 2008	Kristin Ingram, Kelli Shean
Spring 2009	Kristin Ingram, Tiffany Phelps, Kelli Shean
Fall 2009	Kristin Ingram, Kelli Shean
Spring 2010	Emma Lavy, Alex Schulte
Fall 2010	Rachel Carpenter, Emily Podzielinski
Spring 2011	Kelli Shean
Fall 2011	Emma Lavy, Hally Leadbetter, Emily Podzielinski, Meagan Roberts
Spring 2012	Hally Leadbetter, Audrey Monsoh
Fall 2012	Emily Podzielinski
Spring 2013	Regina Plasencia, Meagan Roberts
Fall 2013	Gabriela Lopez
Spring 2014	Regina Plasencia, Summar Roachell, Emily Tubert
Fall 2014	Jordy LaBarbera, Gabriela Lopez, Samantha Marks, Regina Plasencia, Summar Roachell, Alana Uriell
Spring 2015	Jordy LaBarbera, Olivia Lavy, Samantha Marks, Summar Roachell
Fall 2015	Alana Uriell
Spring 2016	Maria Fassi, Jordy LaBarbera, Summar Roachell
Fall 2016	Maria Fassi, Samantha Marks, Alana Uriell
Spring 2017	Maria Fassi, Alana Uriell
Spring 2018	Julia Dean, Maria Fassi, Jordy LaBarbera, Brooke Matthews, Alana Uriell
Spring 2019	Cara Gorlei, Maria Hoyos, Dylan Kim, Brooke Matthews, Grace St. Germain, Maria Fassi
Fall 2019	Ela Anaconda, Julia Dean, Maria Hoyos, Kajal Mistry
Spring 2020	Kajal Mistry
Fall 2020	Miriam Ayora, Cory Lopez
Spring 2021	Cory Lopez
Fall 2021	Brooke Matthews
Spring 2022	Miriam Ayora, Giovanna Fernandez, Kajal Mistry
Fall 2022	Miriam Ayora, Giovanna Fernandez, Julia Gregg, Meghan Royal
Spring 2023	Miriam Ayora, Giovanna Fernandez, Kendall Todd

LETTERWINNERS

BY STATE/COUNTRY

ARIZONA

Benton, Kaylee (Buckeye)	'17, '18, '19
Nelson, Jessica (Phoenix)	'97
Schutte, Abbey (Goodyear)	'24
Todd, Kendall (Goodyear)	'23, '24

ARKANSAS

Cornwell, Lisa (Fayetteville)	'96
Johnson, Gena (Hot Springs)	'02, '03, '04, '05
Kennan, Laura (Fayetteville)	'97, '99, '00
Lavy, Brittany (Fayetteville)*	'04, '05, '06
Lavy, Emma (Fayetteville)	'10, '11, '12, '13, '14
Lavy, Olivia (Fayetteville)	'13, '14, '15
McCurdy, Amanda (El Dorado)	'03, '04, '05, '06
Matthews, Brooke (Rogers)	'18 (RS), '19, '20, '21
Roachell, Summar (Conway)	'14, '15, '16, '17

CALIFORNIA

Ingram, Kristin (Pebble Beach)	'07, '08, '09, '10
Rees, Corinna (Pebble Beach)	'07, '08, '10, '11
Royal, Meghan (Carlsbad)	23
Tubert, Emily (Burbank)	'11, '12, '13, '14
Uriell, Alana (Carlsbad)	'15, '16, '17, '18

FLORIDA

Leadbetter, Hally (Bradenton)	'12, '13
Marks, Samantha (Maitland)	'15, '16, '17
Monssoh, Audrey (Howey-In-The-Hills)	'12, '13
Stiles, Lesley (Leesburg)*	

GEORGIA

Cato, MacKenzie (Duluth)	'96, '97, '98
Medders, Ashley (Alma)	'05, '06, '07
Trew, Sarah (Acworth)	'04, '05, '06

ILLINOIS

Rennegarbe, Shawn (Addieville)	'15, '16
--------------------------------	----------

INDIANA

Podzielniski, Emily	'11, '12, '13, '14
---------------------	--------------------

KANSAS

Mahon, Courtney (Topeka)	'03, '04, '05, '06
Nugent, Katy (Andover)	'09, '10

MICHIGAN

Dean, Julia (Brighton)	'18 (redhirt), '19, '20, '21
Dennis, Kellie (Jackson)	'96
Iding, Erika (Lansing)	'96

MINNESOTA

Kortuem, Kristy (Long Lake)	'98, '99, '00
Norlien, Jennifer (Willmar)	'01, '02, '03, '04

MISSISSIPPI

Roberts, Meagan (Ocean Springs)	'10, '11, '12, '13
---------------------------------	--------------------

MISSOURI

Williams, Sarah (West Plains)	'96
Zibilski, Reagan (Springfield)	'23, '24

OKLAHOMA

Gard, Rebecca (Tulsa)	'97, '98, '99
Nunn, Lucy (Lawton)	'06, '07, '08, '09
Schulte, Alexandria (Broken Arrow)	'07, '08, '09, '10

SOUTH CAROLINA

Sylvan, Whitney (Columbia)	'06, '07, '08
----------------------------	---------------

TENNESSEE

Brice, Mary Elizabeth (Tullahoma)	'01, '02
-----------------------------------	----------

TEXAS

Baugh, Lauren (The Woodlands)	'99, '00, '01, '02
Gregg, Julia (Farmer's Branch)	'20, '21, '22, '23, '24
Hilburn, Jane (Kingwood)	'96, '97, '98, '99
Hinshaw, Lindsey (Missouri City)	'04, '05, '06
Kim, Dylan (Plano)	'18, '19
LaBarbera, Jordy (Plano)	'15, '16, '17, '18
Lewis, Stacy (The Woodlands)	'05, '06, '07, '08
McMahon, Julie (San Angelo)	'96
Mucci, Adrienne (Corpus Christi)	'97, '98, '99, '00
Murray, Melissa (The Woodlands)	'01, '02, '03, '04
Quinton, Kayli (Houston)	'13, '14, '15, '16
Phelps, Tiffany (McKinney)	'08, '09, '10
Sowers, Lara (Lubbock)	'02
Vela, Victoria (Mansfield)	'10, '11, '12, '13

VIRGINIA

Carpenter, Rachel (Suffolk)	'10, '11
-----------------------------	----------

ARGENTINA

Anaconda, Ela (Buenos Aires)	'20, '21, '22, '23, '24
------------------------------	-------------------------

CANADA

St-Germain, Grace (Ottawa, Ont.)	'19, '20
----------------------------------	----------

COLUMBIA

Hoyos, Maria (Pereira, Colombia)	'18, '19, '20, '21
Maria Jose Marin (Cali, Colombia)	'24

MEXICO

Fassi, Maria (Pachuca, Hidalgo)	'16, '17, '18, '19
Gonzalez, Ximena (Queretaro)	'19, '20, '21, '22
Lopez, Cory (Monterrey)	'21, '22, '24
Lopez, Gabriela (Mexico City)	'13, '14, '15, '16
Plasencia, Regina (Guadalajara)	'13, '14, '15, '16

PARAGUAY

Fernandez, Giovanna (Asuncion)	'22, '23, '24
--------------------------------	---------------

SPAIN

Ayora, Miriam (Barcelona)	'21, '22, '23, '24
---------------------------	--------------------

SOUTH AFRICA

Beckett, Catherine (Cape Town)	'00, '01, '02, '03
Shean, Kelli (Cape Town)	'08, '09, '10, '11
Van As, Tanica (Port Elizabeth)	'07, '08
Gorlei, Cara (West Province)	'16, '17, '18, '19
Mistry, Kajal (Johannesburg)	'20, '21, '22, '23, '24

SWEDEN

Axelsson, Lina (Roasjo)	'02, '03, '04, '5
Danielsson, Johanna (Ljungby)	'98, '99, '00, '01

UNITED KINGDOM

Hanwell, Kelly (Northampton)	'98, '99, '00, '01
------------------------------	--------------------

WALES

Tynan, Ffion (Llanharry)	'22, '23
--------------------------	----------

*On Arkansas' roster but did not compete in an event

BY SEASON

MacKenzie Cato	96, 97, 98
Lisa Cornwell	96
Kellie Dennis	96
Jane Hilburn	96, 97, 98, 99
Erika Iding	96
Julie McMahon	96
Sarah Williams	96
Rebecca Gard	97, 98, 99
Laura Kennan	97, 99, 00
Adrienne Mucci	97, 98, 99, 00
Jessica Nelson	97
Johanna Danielsson	98, 99, 00, 01
Kelly Hanwell	98, 99, 00, 01
Kristy Kortuem	98, 99, 00
Lauren Baugh	99, 00, 01, 02
Catherine Beckett	00, 01, 02, 03
Mary Elizabeth Brice	01, 02
Melissa Murray	01, 02, 03, 04
Jennifer Norlien	01, 02, 03, 04
Lina Axelsson	02, 03, 04, 05
Gena Johnson	02, 03, 04, 05
Lara Sowers	02
Courtney Mahon	03, 04, 05, 06
Amanda McCurdy	03, 04, 05, 06
Lindsey Hinshaw	04, 05, 06
Brittany Lavy	04, 05, 06
Sarah Trew	04, 05, 06
Stacy Lewis	05, 06, 07, 08
Ashley Medders	05, 06, 07
Lucy Nunn	06, 07, 08, 09
Whitney Sylvan	06, 07, 08
Kristin Ingram	07, 08, 09, 10
Corinna Rees	07, 08, 10, 11
Alexandra Schulte	07, 08, 09, 10
Tanica van As	07, 08
Tiffany Phelps	08, 09, 10
Kelli Shean	08, 09, 10, 11
Katy Nugent	09, 10
Rachel Carpenter	10, 11
Emma Lavy	10, 11, 12, 13, 14
Meagan Roberts	10, 11, 12, 13
Victoria Vela	10, 11, 12, 13
Emily Podzielniski	11, 12, 13, 14
Emily Tubert	11, 12, 13, 14
Hally Leadbetter	12, 13
Audrey Monssoh	12, 13
Olivia Lavy	13, 14, 15
Lopez, Gabriela	13, 14, 15, 16
Regina Plasencia	13, 14, 15, 16
Kayli Quinton	13, 14, 15, 16
Summar Roachell	14, 15, 16, 17
Jorday LaBarbera	15, 16, 17, 18
Samantha Marks	15, 16, 17
Shawn Rennegarbe	15, 16
Alana Uriell	15, 16, 17, 18
Maria Fassi	16 (Jan), 17, 18, 19
Cara Gorlei	16, 17, 18, 19
Kaylee Benton	17, 18, 19
Julia Dean	18, 19, 20, 21
Maria Hoyos	18, 19, 20, 21
Dylan Kim	18, 19
Brooke Matthews	18, 19, 20, 21
Grace St-Germain	19, 20
Ximena Gonzalez	19, 20, 21, 22
Ela Anaconda	20, 21, 22, 23, 24
Julia Gregg	20, 21, 22, 23, 24
Kajal Mistry	20, 21, 22, 23, 24
Miriam Ayora	21, 22, 23, 24
Cory Lopez	21, 22, 23 (RS), 24
Giovanna Fernandez	22, 23, 24
Ffion Tynan	22, 23
Meghan Royal	23
Kendall Todd	23, 24
Reagan Zibilski	23, 24
Maria Jose Marin	24
Abbey Schutte	24

LETTERWINNERS

Name	No Tour	No Rds.	Avg. Score	Vs. Par	Low Rd.	Rds 60s	Even or better	Finish Pct.*	Wins	Best Fin.	Career
Ela Anaconda	35	101.0	74.09	2.30	66	7	32	52.0	0	4	20, 21, 22, 23, 24
Lina Axelsson	30	86.0	78.63	6.84	70	0	2	57.8%	0	T5	02, 03, 04, 05
Miriam Ayora	35	102.0	74.10	2.39	67	7	30	54.8	0	3	21, 22, 23, 24
Lauren Baugh	28	80.0	80.14	8.10	73	0	0	49.4%	0	T3	99, 00, 01, 02
Catherine Beckett	28	80.0	81.48	9.59	74	0	0	39.0%	0	10	00, 01, 02, 03
Kaylee Benton	30	88.0	73.47	1.47	67	11	37	30.0%	0	2	17, 18, 19
Mary Elizabeth Brice	7	21.0	80.57	8.57	71	0	1	46.5%	0	T12	01, 02
Rachel Carpenter	2	6.0	82.00	10.00	78	0	0	3.8%	0	T72	11
Mackenzie Cato	19	51.0	81.76	9.33	75	0	0	46.2%	0	T6	96, 97, 98
Lisa Cornwell	9	22.0	79.82	7.18	72	0	1	58.2%	0	T15	96
Johanna Danielsson	40	113.0	78.81	6.82	71	0	2	63.4%	0	2	98, 99, 00, 01
Julia Dean	3	3.0	76.33	4.33	75	0	0	0.00	0	T48	18 (RS), 19, 20
Kellie Dennis	2	5.0	85.20	11.20	82	0	0	29.8%	0	T31	96
Maria Fassi	37	108	72.03	0.03	64	17	65	56.8%	10**	1	16, 17, 18, 19
Giovanna Fernandez	12	34.0	75.62	3.88	69	2	7	49.8	0	8	22, 23, 24
Rebecca Gard	20	54.0	82.81	10.81	74	0	0	42.4%	0	T5	97, 98, 99
Ximena Gonzalez	10	28.0	77.14	5.04	73	0	0	38.9	0	T15	19, 20, 21, 22
Cara Gorlei	35	101	74.60	2.31	67	3	27	14.2%	0	3	16, 17, 18, 19
Julia Gregg	34	100.0	74.27	2.39	68	3	30	56.5	0	T6	20, 21, 22, 23, 24
Kelly Hanwell	34	97.0	80.98	8.96	73	0	0	44.8%	0	T4	98, 99, 00, 01
Jane Hilburn	29	77.0	82.56	10.25	74	0	0	37.3%	0	6	96, 97, 98, 99
Lindsey Hinshaw	21	63.0	78.40	6.51	72	0	1	47.1%	0	T16	04, 05, 06
Maria Hoyos	10	30.0	74.67	-	67	2	10	20.0%	0	2	18, 19, 20
Erika Iding	9	23.0	81.00	8.30	76	0	0	44.1%	0	5	96
Kristin Ingram	38	112.0	76.20	4.38	68	1	17	58.3%	0	T4	07, 08, 09, 10
Gena Johnson	29	85.0	79.12	7.47	70	0	3	48.8%	0	T5	02, 03, 04, 05
Maria Jose Marin	10	30.0	70.83	-0.87	66	8	23	87.2	1	1	24
Laura Kennan	5	13.0	88.15	15.92	81	0	0	12.5%	0	T32	97, 99, 00
Dylan Kim	22	64.0	72.59	0.70	67	7	34	50.0%	0	T3	18, 19
Kristy Kortuem	27	74.0	80.27	8.24	71	0	1	53.3%	0	T4	98, 99, 00
Jordy LaBarbera	12	34	76.88	5.3	67	1	4	16.7%	0	T8	15, 16, 17, 18
Emma Lavy	54	131.0	75.33	3.55	67	6	22	64.2%	0	T4	10, 11, 12, 13, 14
Olivia Lavy	2	5.0	78.80	7.20	75	0	0	--	0	T62	13, 14
Hally Leadbetter	7	22.0	78.95	7.23	72	0	0	24.0%	0	T35	12, 13
Stacy Lewis	47	140.0	73.24	1.50	66	18	60	90.2%	12	1	05, 06, 07, 08
Cory Lopez	18	51.0	74.6	2.17	66	3	14	61.4	0	T2	21, 22, 23 (RS), 24
Gabriela Lopez	36	103.0	72.42	0.71	66	17	50	52.8%	3	1	13, 14, 15, 16
Courtney Mahon	45	133.0	76.91	5.14	70	0	7	64.4%	2	T1	03, 04, 05, 06
Samantha Marks	15	44.0	74.73	3.05	65	3	14	13.3%	0	T8	15, 16, 17
Brooke Matthews	27	78.0	72.74	0.74	63	14	37	70.2	4	1	18 (RS), 19, 20, 21
Amanda McCurdy	45	133.0	75.73	3.96	68	7	26	76.9%	4	1	03, 04, 05, 06
Julie McMahon	8	20.0	81.20	8.70	77	0	0	43.4%	0	T15	96
Ashley Medders	21	62.0	77.40	5.69	69	1	8	50.8%	1	1	05, 06, 07
Kajal Mistry	44	131.0	73.57	1.80	66	14	43	62.2	2	1	20, 21, 22, 23, 24
Audrey Monssoh	2	5.0	78.60	7.00	77	0	0	11.5%	0	70	12
Adrienne Mucci	39	108.0	80.80	8.69	72	0	2	47.6%	1	1	97, 98, 99, 00
Melissa Murray	28	82.0	80.13	8.28	73	0	0	41.0%	0	T9	01, 02, 03, 04
Jessica Nelson	8	22.0	85.59	13.18	79	0	0	20.6%	0	T32	97
Jennifer Norlien	26	77.0	81.17	9.29	72	0	1	38.6%	0	T9	01, 02, 03, 04
Katy Nugent	13	37.0	77.32	5.49	72	0	4	40.0%	0	T14	09, 10
Lucy Nunn	37	109.0	75.42	3.67	68	3	21	66.4%	1	T1	06, 07, 08, 09
Tiffany Phelps	10	30.0	78.13	6.33	72	0	1	32.2%	0	T31	08, 09, 10
Regina Plasencia	44	126.0	74.48	2.73	68	10	38	0.08%	1	1	13, 14, 15, 16
Emily Podzielinski	12	36.0	77.83	6.06	70	0	2	34.8%	0	T17	11, 12, 13
Kayli Quinton	3	9.0	75.89	3.50	72	0	1	0.00%	0	T30	14, 15, 16
Corinna Rees	28	84.0	77.62	5.80	67	4	7	46.4%	0	T2	07, 08, 10, 11
Meagan Roberts	8	22.0	78.27	6.14	72	0	1	32.5%	0	T20	10, 11, 12, 13
Summar Roachell	38	107.0	75.36	10.32	69	3	22	5.3%	0	T8	14, 15, 16, 17
Meghan Royal	7	18.0	74.78	3.06	69	1	6	35.7	0	T22	23
Alexandra Schulte	35	102.0	76.71	4.94	69	1	9	49.7%	0	T10	07, 08, 09, 10
Abbey Schutte	2	5.0	69.80	-2.20	66	1	5	96.5	0	2	24
Kelli Shean	45	134.0	74.40	2.57	67	10	40	74.1%	1	1	08, 09, 10, 11
Lara Sowers	2	6.0	85.17	13.17	82	0	0	35.9%	0	47	02
Grace St.-Germain	6	18.0	73.50	-	70	0	8	0.00	0	T11	19, 20
Whitney Sylvan	5	15.0	80.27	8.27	74	0	0	19.6%	0	T61	06, 07, 08
Kendall Todd	16	48.0	72.73	1.17	66	3	19	69.4	0	T2	23
Sarah Trew	16	47.0	79.34	7.72	73	0	0	35.1%	0	T20	04, 05, 06
Emily Tubert	43	128.0	72.81	1.05	63	18	54	88.2%	6	1	11, 12, 13, 14
Ffion Tynan	8	23.0	75.48	3.74	69	1	5	40.0	0	T18	22, 23
Alana Uriell	38	113	72.96	1.65	65	18	50	36.8%	0	1	15, 16, 17, 18
Tanica van As	4	12.0	81.25	9.50	77	0	0	18.4%	0	T42	07, 08
Victoria Vela	41	125.0	76.00	4.18	69	1	15	57.4%	0	T7	10, 11, 12, 13
Sarah Williams	4	10.0	86.30	13.80	80	0	0	14.8%	0	T27	96
Reagan Zibilski	18	53.0	74.13	2.47	69	2	18	56.6	0	T14	23, 24

Letterwinner years are determined by championship season (spring semester). If a player is listed from 2000-04, their first semester of golf was fall 1999 into the spring 2000 season.

*Top 10 finishes divided by total tournaments

**T1 at SEC Championship and lost in 2-hole playoff



