



2024-25 AUBURN MEN'S BASKETBALL

13 NCAA TOURNAMENT APPEARANCES || 2019 FINAL FOUR || 7-TIME SEC CHAMPIONS || AUBURNTIGERS.COM || @AUBURNMBB

2024-25 SCHEDULE

OVERALL: 23-2 || SEC: 11-1
HOME: 10-1 || AWAY: 7-1 || NEUTRAL: 6-0

DATE	OPPONENT (TV)	TIME (CT)
Nov. 6	VERMONT (SEC Network+)	W, 94-43
Nov. 9	vs. #4/4 Houston \$ (ESPN)	W, 74-69
Nov. 13	KENT STATE (SEC Network+)	W, 79-56
Nov. 18	NORTH ALABAMA (SEC Network)	W, 102-69
Nov. 25	vs. #5/5 Iowa State ^ (ESPN)	W, 83-81
Nov. 26	vs. #12/13 North Carolina ^ (ESPN)	W, 85-72
Nov. 27	vs. Memphis ^ (ESPN)	W, 90-76
Dec. 4	at #9/9 Duke % (ESPN)	L, 78-84
Dec. 8	RICHMOND (SEC Network)	W, 98-54
Dec. 14	vs. Ohio State ! (ESPN2)	W, 91-53
Dec. 17	GEORGIA STATE (SEC Network+)	W, 100-59
Dec. 21	vs. #16/17 Purdue (ESPN)	W, 87-69
Dec. 30	MONMOUTH (SEC Network+)	W, 87-58
Jan. 4	MISSOURI* (SEC Network)	W, 84-68
Jan. 7	at Texas* (ESPN2)	W, 87-82
Jan. 11	at South Carolina* (SEC Network)	W, 66-63
Jan. 14	#15/18 MISSISSIPPI ST.* (SEC Network)	W, 88-66
Jan. 18	at #23/23 Georgia* (SEC Network)	W, 70-68
Jan. 25	#6/7 TENNESSEE* (ESPN)	W, 53-51
Jan. 29	at LSU* (SEC Network)	W, 87-74
Feb. 1	at #23/23 Ole Miss* (ESPN)	W, 92-82
Feb. 4	OKLAHOMA* (SEC Network)	W, 98-70
Feb. 8	#6/6 FLORIDA* (ESPN2)	L, 81-90
Feb. 11	at Vanderbilt* (SEC Network)	W, 80-68
Feb. 15	at #2/1 Alabama* (ESPN)	W, 94-85
Feb. 19	ARKANSAS* (ESPN)	8 p.m.
Feb. 22	GEORGIA* (ESPN/ESPN2)	3 p.m.
Feb. 26	OLE MISS* (ESPN2/ESPNU)	6 p.m.
March 1	at Kentucky* (ABC/ESPN)	Noon/3 p.m.
March 4	at Texas A&M* (ESPN/ESPN2/ESPNU)	6 p.m./8 p.m.
March 8	ALABAMA* (ESPN)	1 p.m.
Mar. 12-16	at SEC Championship (Nashville, Tenn.)	

All Times Listed Central Time Zone
 * Southeastern Conference game
 \$ The Battleground 2k (Houston, Texas)
 ^ Maui Invitational (Lahaina, Hawai'i)
 % SEC/ACC Challenge (Durham, N.C.)
 ! Holiday Hoopsgiving (Atlanta, Ga.)

MEDIA INFORMATION

TV _____ ESPN
 Play-By-Play _____ Dave Pasch
 Color Analyst _____ Jay Williams
 Sideline Reporter _____ Alyssa Lang

Radio _____ Auburn Sports Network
 Play-By-Play _____ Andy Burcham
 Color Analyst _____ Randall Dickey
 Local _____ WGZZ 94.3 FM
 Satellite _____ SiriusXM 84
 Online _____ AuburnTigers.com || TuneIn App

Auburn SID Primary Contact _____ Marlene Navor
 Cell Phone _____ 334-750-2381
 E-Mail _____ mnavor@auburn.edu

GAME 26

AUBURN (23-2, 11-1 SEC) vs. ARKANSAS (15-10, 4-8 SEC)

Wednesday, February 18, 2025 || 8:00 p.m. CT
 Neville Arena (9,121) || Auburn Ala.
 TV: ESPN || Radio: Auburn Sports Network



AUBURN

AP Poll/Coaches Poll _____ #1/#1
 2023-24 Record _____ 27-8, 13-5 SEC
 Head Coach _____ Bruce Pearl
 Career Record (Year) _____ 685-266 (30th)
 Record at Auburn (Year) _____ 223-121 (11th)
 Career Record vs. Arkansas _____ 11-10

ARKANSAS

AP Poll/Coaches Poll _____ None
 2023-24 Record _____ 16-17, 6-12 SEC
 Head Coach _____ John Calipari
 Career Record (Year) _____ 828-271 (33rd)
 Record at Arkansas (Year) _____ 15-10 (1st)
 Career Record vs. Auburn _____ 14-6

Series History || Arkansas Leads 38-22 || Last Meeting: W, 83-51, on Jan. 6, 2024, in Fayetteville, Ark.

» Riding a two-game win streak, No. 1 Auburn (23-2, 11-1 SEC) returns home to the friendly confines of Neville Arena. The Tigers open a three-game homestand beginning with Arkansas (15-10, 4-8 SEC) on Wednesday night. They will also be tested by Georgia and Ole Miss during this important stretch.

» As the SEC regular-season race heats up, Auburn (11-1) holds a one-game lead over Alabama (10-2) with six games remaining. Florida and Texas A&M (9-3) are two games back and Missouri (8-4) three games back.

» Not only does Auburn continue to lead the country with 14 Quad 1 wins, six more than any other team in the country, the Tigers own wins over four of the five teams ranked No. 4-8 in this week's AP Poll (Alabama, Houston, Tennessee and Iowa State). AU's two losses are to No. 2 Florida and No. 3 Duke. The Tigers also have wins over four other teams in this week's poll (Purdue, Missouri, Mississippi State and Ole Miss).

» The Tigers have been ranked No. 1 a school-record, six-straight weeks in the Associated Press Top 25 Poll. Auburn and Kentucky are the only SEC men's basketball programs that have been ranked No. 1 in the AP Top 25 for at least six-straight weeks all-time.

» The Tigers have sold out 66-consecutive home games at Neville Arena, where they are 54-4 overall over the last four seasons. Alabama, Texas A&M, Kentucky and Florida are the only schools to pull off a victory at one of the toughest home-court environments in the country - The Jungle.

» Thirteen NBA scouts will be in attendance representing the New Orleans Pelicans, Milwaukee Bucks, Atlanta Hawks, Charlotte Hornets, Utah Jazz, Cleveland Cavaliers, Washington Wizards, Indiana Pacers, Minnesota Timberwolves, Detroit Pistons and San Antonio Spurs.

PROBABLE AUBURN STARTERS



DENVER JONES
 G • 6-4 • 205 • Sr.
 New Market, Ala.

PPG 10.7
 RPG 2.1
 APG 2.6



MILES KELLY
 G • 6-6 • 190 • Sr.
 Stone Mountain, Ga.

PPG 10.9
 RPG 3.5
 APG 0.9



CHAD BAKER-MAZARA
 G/F • 6-7 • 180 • Sr.
 Santo Domingo, DR

PPG 12.3
 RPG 3.4
 APG 2.6



JOHNI BROOME
 F/C • 6-10 • 240 • Sr.
 Plant City, Fla.

PPG 18.1
 RPG 10.9
 BPG 2.7



DYLAN CARDWELL
 C • 6-11 • 255 • Gr.
 Augusta, Ga.

PPG 5.5
 RPG 5.2
 BPG 1.6

OFF THE BENCH

No.	Pos.	Name	Ht.	Wt.	Year	PPG	RPG	Hometown
0	G	Tahaad Pettiford	6-1	175	Fr.	11.6	1.8	Jersey City, N.J.
31	F	Chaney Johnson	6-7	225	Sr.	10.4	5.2	Alabaster, Ala.
3	G	Jahki Howard	6-6	185	Fr.	5.3	1.3	Boston, Mass.
8	F	Ja'Heim Hudson	6-7	230	Sr.	1.6	0.9	Hinesville, Ga.
1	G	JP Pegues	6-2	180	Sr.	1.5	1.3	Nashville, Tenn.
5	F	Chris Moore	6-6	220	Gr.	1.2	1.8	West Memphis, Ark.
23	F	Addarin Scott	6-9	220	Sr.	0.0	0.0	Dallas, Texas

UNIVERSITY INFORMATION

Location _____ Auburn, Ala.
 Founded _____ 1856
 Enrollment _____ 33,015
 Nickname _____ Tigers
 Colors _____ Burnt Orange and Navy Blue
 Conference _____ Southeastern (SEC)

ADMINISTRATION

President _____ Dr. Christopher B. Roberts
 Director of Athletics _____ John Cohen
 Athletics Phone _____ 855-282-2010

COACHING STAFF

Head Coach _____ Bruce Pearl
 Alma Mater _____ Boston College '82
 Career Record _____ 685-266 (.720)
 Seasons _____ 30
 Record at Auburn _____ 223-121 (.648)
 Seasons _____ 11
 Associate Head Coach/Defensive Coordinator _____
 _____ Steven Pearl
 Alma Mater _____ Tennessee '10
 Assistant Coach _____ Ira Bowman
 Alma Mater _____ Penn '96
 Assistant Coach _____ Corey Williams
 Alma Mater _____ Oklahoma State '02
 Assistant Coach _____ Chad Prewett
 Alma Mater _____ Troy State '94
 Assistant Coach/Offensive Coordinator _____
 _____ Mike Burgomaster
 Alma Mater _____ Miami '16
 Athletic Trainer _____ Clark Pearson
 Alma Mater _____ Kentucky '96
 Strength & Conditioning Coach _____ Damon Davis
 Alma Mater _____ Western Illinois '03
 Director of Player Development _____ Marquis Daniels
 Alma Mater _____ Auburn '03
 Director of Scouting & Recruiting _____ Ian Borders
 Alma Mater _____ Louisville '07

PROGRAM HISTORY

First Year of Basketball _____ 1905-06
 All-Time Record _____ 1471-1242-1 (.542)
 All-Time SEC Record _____ 671-776 (.464)
 SEC Championships _____ 4 (1960, 1999, 2018, 2022)
 SEC Tournament Titles _____ 3 (1985, 2019, 2024)
 NCAA Tournament Appearances _____ 13
 NCAA Tournament Record _____ 19-13
 All-Americans _____ 14
 All-SEC Selections _____ 100

TEAM INFORMATION

2023-24 Record _____ 27-8
 SEC Record (Finish) _____ 13-5 (Tied 2nd)
 Associated Press Final Ranking _____ No. 18
 USA TODAY/Coaches Final Ranking _____ No. 17
 Letterwinners Returning/Lost _____ 11/9
 Starters Returning/Lost _____ 3/2
 Newcomers _____ 7

ATHLETICS COMMUNICATIONS

Director (MBB Contact) _____ Marlene Navor
 Alma Mater _____ Washington State '00
 Cell _____ 334-750-2381
 E-Mail _____ mnavor@auburn.edu

All interviews with coaches and student-athletes to be arranged in advance with SID.

SCOUTING ARKANSAS

» Arkansas owns wins over No. 14 Michigan (89-87) and a 10-point win at No. 12 Kentucky (89-79) in Coach Calipari's return to Rupp Arena.

» Arkansas is 3-2 in its last five games since inserting sophomore Zvonimir Ivisic into the starting lineup after a 1-6 SEC start. The 7-foot-2 forward is averaging 17.6 points, 6.4 rebounds and 3.0 blocks per game and shooting 55.6% from 3-point range over that span. The Razorbacks' two losses during that period were a four-point loss to No. 3 Alabama and an eight-point loss at No. 8 Texas A&M.

» Sophomore D.J. Wagner, son of former NBA player Dejuan Wagner, has moved to the point guard spot since Arkansas lost Boogie Fland to an injury.

» Arkansas has four players averaging double figures including Adou Thiero (15.8 ppg), Fland (15.1 ppg), Wagner (10.2 ppg) and Johnell Davis (10.1 ppg).

» The Razorbacks play nine players over 15 minutes per contest.

SERIES HISTORY

» This is the 61st all-time meeting between Auburn and Arkansas with the Razorbacks holding a 38-22 series advantage.

» The Tigers handed the Razorbacks their worst loss in the history of Bud Walton Arena in an 83-51 (+38) victory in last year's SEC opener. They have won two of the last three meetings between the two teams including a 72-59 victory at Neville Arena on Jan. 7, 2023.

» Auburn leads 15-13 in games played in Auburn. However, the Razorbacks hold a 6-3 advantage at Neville Arena.

» The Tigers have won three of the last four meetings on their home court.

AUBURN-ARKANSAS SERIES (Last Eight Games)

Feb. 20, 2019	H	W, 79-56
Feb. 4, 2020	A	W, 79-76 (OT)
Dec. 30, 2020	H	L, 85-97
Jan. 20, 2021	A	L, 73-75
Feb. 8, 2022	A	L, 76-80 (OT)
Jan. 7, 2023	H	W, 72-59
Mar. 9, 2023	N	L, 73-76
Jan. 6, 2024	A	W, 83-51

COACHING SIDEBARS

» Auburn head coach Bruce Pearl is 11-10 against Arkansas including 6-7 during his time on the Plains. Pearl was 5-3 against the Razorbacks, while the head coach at Tennessee.

» The Tigers are 3-3 in Fayetteville, 3-3 in Auburn and 0-1 at neutral sites in the series under Pearl. The Volunteers were 2-1 in Fayetteville, 2-1 in Knoxville and 1-1 in the SEC Tournament against the Razorbacks under Pearl.

» In head-to-head coaching matchups, Pearl is 7-4 in home games against first-year Arkansas head coach John Calipari including 5-2 at Neville Arena and 1-9 on the road. The one road win came when Pearl's No. 2 Tennessee Vols beat Calipari's No. 1-ranked Memphis Tigers, 66-62, on Feb. 23, 2008 in Memphis.

» Two of the deans of the SEC, Calipari and Pearl rank first and second among active head coaches in wins at an SEC school with 425 victories and 368 wins respectively. The two coaches also rank first and second in SEC wins among the league's active head coaches with 202 SEC wins and 166 SEC victories respectively.

MOST CONSECUTIVE WEEKS RANKED

- » Auburn has been ranked in the AP Poll for 29 consecutive weeks, which is the third-longest streak in program history.
- » The Tigers have been ranked 105 weeks under head coach Bruce Pearl compared to 90 weeks before Pearl including 40 weeks in the Top 10 compared to 46 weeks prior to him.
- » Auburn has been ranked No. 1 twice in program history, both under Pearl, for three weeks in 2022 and a school-record six weeks this season.

Weeks Ranked in AP Top 25 Poll	
32	10/18/21 to 1/30/23
30	12/14/98 to 2/28/00
29	Present
22	3/11/19 to 3/18/20
22	1/8/18 to 1/21/19

PLAYER TO WATCH: DENVER JONES

- » For the first time of his career, Auburn senior guard Denver Jones garnered Southeastern Conference Player of the Week honors on Monday after an impressive week on both ends of the floor by leading the Tigers to road wins at Vanderbilt (W, 80-68) and at No. 2 Alabama (W, 94-85).
- » Jones averaged a team-leading 18.5 points per game against the Commodores and Crimson Tide combined. He also shot 63.2 percent from the field, 66.7 percent from beyond the arc and perfect from the free throw line (5for5).
- » One of the top defensive players in the country, Jones also limited the opposing teams' leading scorers to a combined 9-of-28 (32.1 percent) shooting from the field and 3-of-16 (18.8 percent) from 3-point range.
- » He scored 14 of his game-and seasonhigh 21 points in the first half at Vanderbilt. Four days later, he added 16 points on 5of9 shooting from the floor, 3of5 from long range and 3of3 free throws at Alabama. Jones has scored in double figures in 17 of 25 games this season.
- » Jones became just the third-ever player in program history to earn USBWA Oscar Robertson National Player of the Week honors next to Walker Kessler (2022) and Johni Broome (2024). He was one of five national honorees next to Jalen Terry of Eastern Michigan (MAC), John Tonje of Wisconsin (Big Ten), JT Toppin of Texas Tech (Big 12) and Corey Washington of Wichita State (AAC) for games played through Feb. 16.

MOST REGULAR-SEASON WINS IN PROGRAM HISTORY

- » Auburn has won 23 regular-season games for the sixth time in program history including the fifth time in the last eight seasons.

Season	Wins
2021-22	27
1998-99	26
2019-20	25
2017-18	25
2023-24	24
2024-25	23
2018-19	22

AUBURN AGAINST RANKED FOES

- » Auburn is 143-40 as a ranked team under head coach Bruce Pearl including 79-6 at home, 31-25 on the road and 33-9 at neutral sites.
- » This season, the Tigers are 9-2 against Top 25 competition with wins over No. 5 Iowa State (83-81) and No. 12 North Carolina (85-72) at the Maui Invitational, No. 4 Houston, 74-69, as part of the Mattress Firm Battleground 2k in Houston, Texas, No. 16 Purdue (87-69) in the Battle in Birmingham, No. 15 Mississippi State (88-66), No. 23 Georgia (70-68), No. 6 Tennessee (53-51), at No. 23 Ole Miss (92-82) and at No. 2 Alabama (94-85).
- » Their two losses of the season came at No. 9 Duke (84-78) at Cameron Indoor Stadium and against No. 6 Florida (90-81) on Feb. 8.

NO ROAD BLOCKS FOR TIGERS

» Auburn has won a school-record seven SEC road games this season. Additionally, the Tigers have won three road games over ranked teams beating No. 23 Georgia, 70-68, in Athens, No. 23 Ole Miss, 92-82, in Oxford and No. 2 Alabama, 94-85, in Tuscaloosa.

» The Tigers previously won six road games in SEC play in 1950, 1970, 1999 and 2022.

NO. 1 vs. NO. 2 GAMES

» Auburn's rivalry game at Alabama on Feb. 15 marked the 45th all-time matchup between teams ranked first and second in the AP Poll and the first-ever No. 1 vs. No. 2 meeting between SEC teams. No. 1 teams now hold a 24-21 lead against No. 2 teams.

» Bruce Pearl became just the ninth head coach all-time with multiple wins in No. 1 vs. No. 2 games and the first to lead multiple schools (Tennessee and Auburn) to a victory in a No. 1 vs. No. 2 game.

» The game was the sixth No. 1 vs. No. 2 game between in-state opponents all-time. The matchup between the Tigers and Crimson Tide was the fourth different matchup of in-state foes in a No. 1 vs. No. 2 game as Cincinnati and Ohio State and Duke and North Carolina have both met twice in a No. 1 vs. No. 2 game.

HEAD COACHES WITH MULTIPLE WINS IN AP 1 VS. 2 GAMES

John Wooden	UCLA	5
Mike Krzyzewski	Duke	4
Adolph Rupp	Kentucky	4
Dean Smith	North Carolina	4
John Thompson	Georgetown	3
Bruce Pearl	Tennessee/Auburn	2
Ed Jucker	Cincinnati	2
Bob Knight	Indiana	2
Guy Lewis	Houston	2

TIGERS DOUBLE-DIGIT SEC WINS

» With its road win at Vanderbilt on Feb. 11, Auburn reached double-digit SEC wins for the 24th time in program history including the seventh occasion in the last eight seasons.

» Of the Tigers' five seasons with at least 13 SEC wins, three have occurred since 2018.

Season SEC Record

2021-22	15-3
1998-99	14-2
2023-24	13-5
2017-18	13-5
1985-86	13-5
2019-20	12-6
1983-84	12-6
1974-75	12-6
1966-67	12-6
1959-60	12-2
1958-59	12-2
1949-50	12-6
2018-19	11-7
1987-88	11-7
1975-76	11-7
1969-70	11-7
1964-65	11-5
1961-62	11-3
1957-58	11-3
2024-25	11-1
2022-23	10-8
2008-09	10-6
1968-69	10-8
1962-63	10-4

THE BEST OF THE BEST OVER THE LAST HALF DECADE

» Over the last four seasons, Auburn has been ranked No. 1 for 10 weeks - Purdue (13), Houston (10) and Gonzaga (9).

» Auburn was previously ranked No. 1 for three-straight weeks during the 2021-22 season.

» Additionally, Auburn (2) is one of four teams to be ranked No. 1 in at least two of the last four seasons next to Purdue (3), Kansas (2) and Houston (2).

WEEKS AT NO. 1 OVER THE LAST FOUR SEASONS (AP POLL)

Purdue	13
Houston	10
Auburn	10
Gonzaga	9
Kansas	8
Connecticut	8
Tennessee	5
Baylor	4
North Carolina	3
Arizona	2
Alabama	2
Duke	1

GOODBYE, JANUARY

» Auburn completed an undefeated January with a 7-0 mark. During the month, the Tigers had a +9.0 scoring margin, while also holding opponents to 40.6 percent shooting overall and 27.0 percent from beyond the arc.

» Broome led the Tigers averaging a double-double of 18.4 points and 10.4 rebounds to go along with 3.2 blocks, 2.0 assists and 1.0 steals.

» It was the second time in the last four seasons, the Tigers went undefeated in the month of January after going 8-0 during the month in 2022. Prior to 2022, the last time Auburn went undefeated in the month of January was 1959 when the Tigers went 7-0.

BIG WINS OVER RANKED OPPONENTS

» Auburn has six wins of 20-or-more points over ranked opponents since the beginning of the 2018-19 season. Four of those coming in less than the last calendar year (since No. 13 Auburn beat No. 22 Ole Miss, 82-59, on Jan. 20, 2024) compared to just two in program history prior to the 2018-19 season.

Feb. 14, 2024	#13 Auburn 101, #11 South Carolina 61	Auburn, Ala.	+40
Mar. 15, 2024	#12 Auburn 86, #15 South Carolina 55	Nashville, Tenn.	+31
Jan. 3, 1959	#9 Auburn 97, #8 Mississippi State 66	Auburn, Ala.	+31
Jan. 23, 2007	Auburn 81, #12 Alabama 57	Auburn, Ala.	+24
Jan. 20, 2024	#13 Auburn 82, #22 Ole Miss 59	Auburn, Ala.	+23
Jan. 14, 2025	#1 Auburn 88, #15 Mississippi State 66	Auburn, Ala.	+22
Nov. 9, 2018	#11 Auburn 88, #25 Washington 66	Auburn, Ala.	+22
Mar. 17, 2019	#22 Auburn 84, #8 Tennessee 64	Nashville, Tenn.	+20

LOCK DOWN DEFENSE

» Auburn held No. 6 Tennessee to 51 points on Jan. 25, which is tied for the third-fewest points the Tigers have held an SEC opponent to under Bruce Pearl. It was also the fewest since the Tigers held Arkansas to 51 points in last year's SEC opener.

FEWEST POINTS AUBURN HAS HELD AN SEC OPPONENT TO UNDER BRUCE PEARL

Date	Opponent	Points
Feb. 4, 2023	Tennessee	46
Jan. 18, 2023	LSU	49
Jan. 25, 2025	Tennessee	51
Jan. 6, 2024	Arkansas	51
Feb. 16, 2019	Vanderbilt	53
Jan. 31, 2024	Vanderbilt	54
Jan. 25, 2022	Missouri	54
Mar. 15, 2024	South Carolina	55*
Jan. 9, 2024	Texas A&M	55
Dec. 29, 2021	LSU	55

*SEC Tournament

20-WIN CAMPAIGNS

» After road wins at Vanderbilt and No. 2 Alabama last week, Auburn is 23-2, which is tied with the 2021-22 Tigers for the second-best 25-game start in program history, just one game behind the 24-1 start in 1998-99.

» With a win against Arkansas on Wednesday, Auburn would match the 2021-22 Tigers for the second-best 26-game start in program history, one game behind the 25-1 start in 1998-99.

Best 25-Game Starts

1998-99	24-1
2024-25	23-2
2021-22	23-2
2019-20	22-3
2017-18	22-3

Best 26-Game Starts

1998-99	25-1
2021-22	24-2

Seasons	Final Record
2018-19	30-10
1998-99	29-4
2021-22	28-6
2023-24	27-8
2017-18	26-8
2019-20	25-6
2008-09	24-12
1999-00	24-10
*2024-25	23-2
2002-03	22-12
1985-86	22-11
1984-85	22-12
2022-23	21-13
1983-84	20-11
1958-59	20-2
1927-28	20-2

*Current Record

OFFENSIVE PROWESS

» Auburn has the second-highest net rating in the KenPom era (since 2001-02) with a +36.68 rating as well as the highest offensive efficiency in the platform's existence at 131.5.

Team	Season	Offensive Rating
Auburn	2024-25	131.1
Wisconsin	2014-15	129.0
Villanova	2017-18	127.8
Duke	2024-24	127.5
UConn	2023-24	127.5
Gonzaga	2020-21	126.4

Team	Season	Net Rating
Kentucky	2014-15	+36.91
Auburn	2024-25	+36.68
Duke	2024-25	+36.50
Gonzaga	2020-21	+36.48
UConn	2023-24	+36.43
Kansas	2007-08	+35.21

QUAD 1 LEADERS

» Auburn, which is No. 1 in the NET Rankings, leads the country with 14 Quad 1 wins, which is six more than any other team in the country. Alabama, Kentucky and Tennessee are tied for second with eight Quad 1 wins.

» Alabama (15), Purdue (14) and Texas A&M (14) are the only teams in the country that have as many Quad 1 + Quad 2 wins as Auburn has Quad 1 wins.

» In its Quad 1 games, Auburn has a +9.6 scoring margin. The Tigers are 3-0 in Quad 2, 2-0 in Quad 3 and 4-0 in Quad 4.

» Based on opponents' current NET Rankings, four of Auburn's remaining six games are Quad 1 games and two are Quad 2 games.

Date	Opponent	NET Ranking	Quad 1 or 2
Feb. 19	ARKANSAS	42	2
Feb. 22	GEORGIA	38	2
Feb. 26	OLE MISS	25	1
Mar. 1	at Kentucky	17	1
Mar. 4	at Texas A&M	11	1
Mar. 8	ALABAMA	6	1

Most Quad 1 Wins All-Time (since 2019-20)

Rank	Team	Season	Quad 1 Record
1	Connecticut	2023-24	18-3
2	Houston	2023-24	16-5
	Purdue	2023-24	16-5
	Kansas	2021-22	16-5
	Kansas	2022-23	16-8
	Texas	2022-23	16-9
7	Auburn	2024-25	14-2
8	Baylor	2020-21	13-2
	Alabama	2022-23	13-6
10	Gonzaga	2020-21	12-1
	Purdue	2022-23	12-3
	Kansas	2019-20	12-3
	Illinois	2020-21	12-5
	Connecticut	2022-23	12-7
	Villanova	2021-22	12-7

TIGER QUARTET

» Auburn's top four guards – Denver Jones, Tahaad Pettiford, Miles Kelly and Chad Baker-Mazara – are all shooting at least 37.8 percent from long range and are shooting 40.5 percent (190-of-469) from distance as a group. Kelly is 21-of-45 (46.7 percent) from long range in Auburn's eight true road games – at Duke, Texas, South Carolina, Georgia, LSU, Ole Miss, Vanderbilt and Alabama – making four 3-pointers in each of the first three. All four players are also shooting at least 82.7 percent from the free-throw line and are shooting 88.3 percent (219-of-248) from the foul line as a group.

» Baker-Mazara set a new SEC record by making 51-straight free throws before missing his final attempt at Texas on Jan. 7, also breaking Wendell Green Jr.'s school record of 34-straight free throws during the 2022-23 season in the process. He is second in the SEC and 12th nationally with a 90.2 free-throw percentage.

» Jones, Kelly and Pettiford do not have enough makes to qualify among the SEC leaders in free-throw percentage, although Jones is 55-of-61 (90.2 percent), Pettiford is 43-of-52 (82.7 percent) from the foul line, while Kelly is 38-of-43 (88.4 percent). As a team, Auburn is fifth in the SEC shooting 73.8 percent from the foul line.

CLOSE GAMES

» Auburn is 6-0 in games decided by five points or fewer with wins over No. 4 Houston (74-69), No. 5 Iowa State (83-81), at Texas (87-82), at South Carolina (66-63), at Georgia (70-68) and Tennessee (53-51).

» The Tigers have gone 27-of-35 (77.1 percent) from the foul line in the last five minutes of these games. Auburn held South Carolina scoreless for the final 5:18 of the game after the Gamecocks took a 63-62 lead, outscoring South Carolina 4-0 to end the contest. The Tigers forced misses on the Gamecocks' final six field goals.

BUILDING A RESUME

» Every national champion in the KenPom era has finished in the Top 40 of adjusted offensive efficiency and Top 25 in adjusted defensive efficiency. Auburn is one of 20 teams that currently fits those criteria.

Year	Champion	ORtg	DRtg
2002	Maryland	4	7
2003	Syracuse	17	14
2004	Connecticut	8	6
2005	North Carolina	2	5
2006	Florida	3	7
2007	Florida	1	13
2008	Kansas	2	1
2009	North Carolina	1	18
2010	Duke	1	5
2011	Connecticut	19	15
2012	Kentucky	2	7
2013	Louisville	7	1
2014	Connecticut	39	10
2015	Duke	3	11
2016	Villanova	3	5
2017	North Carolina	9	11
2018	Villanova	1	11
2019	Virginia	2	5
2021	Baylor	2	22
2022	Kansas	6	17
2023	Connecticut	3	7
2024	Connecticut	1	4

Team	ORtg	DRtg
Alabama	3	38
Arizona	23	10
Auburn	1	14
Clemson	20	27
Duke	2	4
Florida	4	9
Houston	10	3
Illinois	14	28
Iowa State	17	8
Louisville	22	29
Maryland	16	20
Michigan	21	21
Michigan State	27	13
Missouri	11	40
Ole Miss	35	17
Purdue	8	39
Saint Mary's	38	11
Tennessee	30	1
Texas A&M	40	6
Texas Tech	9	32

NOT NEW KIDS ON THE BLOCKS

» Auburn and Alabama are the only two D-I teams with two players who rank among the Top 15 active career blocked shots leaders. Against Tennessee, Johni Broome joined Kyle Davis (360) and Mamadou N'diaye (241) as the only players in Auburn history with 200 career blocked shots and Dylan Cardwell passed Anfernee McLemore for fourth in program history in career blocks.

» Broome became the only active DI player with 400 career blocks against Florida on Feb. 8, and he enters the Arkansas game with 405 blocks. Cardwell needs three blocks to reach 200 blocked shots for his career.

1. Johni Broome	405
5. Clifford Omoruyi	250
12. Grant Nelson	207
14. Dylan Cardwell	197

MAKING MORE HISTORY

» The Tigers' four ranked non-conference wins (No. 4 Houston, No. 5 Iowa State, No. 12 North Carolina and No. 16 Purdue) matched their total of regular season, non-conference wins over ranked opponents overall in program history prior to this season.

» Auburn only beat four ranked non-conference squads in its first 118 seasons (since 1905-06) with wins over No. 19 NC State in 1970, No. 13 UAB in 1984, No. 13 Louisville in 1995 and No. 25 Washington in 2018.

» The win over the Boilermakers was AU's eighth non-conference win over a ranked opponent in program history including the fifth under Bruce Pearl.

AUBURN NON-CONFERENCE WINS OVER RANKED OPPONENT

Dec. 5, 1970	Auburn 91, No. 19 NC State 85	Auburn, Ala.
Nov. 30, 1984	Auburn 61, No. 13 UAB 59	Birmingham, Ala.
Nov. 26, 1995	Auburn 82, No. 13 Louisville 71	Bayamon, Puerto Rico
Nov. 9, 2018	No. 11 Auburn 88, No. 25 Washington 66	Auburn, Ala.
Nov. 9, 2024	No. 11 Auburn 74, No. 4 Houston 69	Houston, Texas
Nov. 25, 2024	No. 4 Auburn 83, No. 5 Iowa State 81	Lahaina, Hawai'i
Nov. 26, 2024	No. 4 Auburn 85, No. 12 North Carolina 72	Lahaina, Hawai'i
Dec. 21, 2024	No. 2 Auburn 87, No. 16 Purdue 69	Birmingham, Ala.

ON THE NATIONAL SCENE

» Auburn is fifth in the country averaging 85.1 points per game, which puts the Tigers on pace to finish second on the school's single-season scoring offense list, only behind the 1991-92 squad that averaged 86.6 points per game. The Tigers have reached the 100-point mark twice this season (102 vs. North Alabama and 100 vs. Georgia State) and the 90-point plateau nine times, including three-straight games from Dec. 8-Dec. 17 and two-straight games when they scored 92 points at No. 23 Ole Miss and 98 points against Oklahoma on Feb. 1 and Feb. 4 respectively. It was the first time Auburn has scored at least 90 points in consecutive SEC games since scoring 101 points at Missouri and 92 points against Georgia in the final two regular season games last season.

» Auburn has six players averaging double figures. All six Tigers averaging over 20 minutes per game have scored at least 20 points in a game.

» Auburn put up its top two SEC scoring outputs at that point of the season in consecutive games at Ole Miss (92 points) and against Oklahoma (98 points) on Feb. 1 and Feb. 4 respectively. In the two games, the Tigers also had their two highest-scoring SEC halves in the second halves of these two games. At Ole Miss, Auburn scored 51 points in the second half and then topped that with 54 second-half points against Oklahoma. Against the Sooners, the Tigers shot 55.6 percent, 6-of-14 from long range, and made 18-of-22 from the foul line after halftime.

» On Saturday at No. 2 Alabama, Auburn topped 90 points for the third time in SEC play with 94 points against the Crimson Tide. The Tigers scored 52 points on 59.3 percent (16-of-27) overall and 54.5 percent from long range (6-of-11) in the second half of the win.

» In the last ix games, Auburn is averaging 88.7 points and 9.7 3-pointers per game.

AUBURN'S ALL-TIME TOP SCORING OFFENSES

Rank	Season	PPG
1.	1991-92	86.6
2.	2023-24	83.1
3.	1970-71	82.1
4.	1977-78	82.0
5.	2017-18	81.9
6.	1974-75	81.73
7.	1993-94	81.71
8.	1975-76	81.3
9.	1998-99	81.2
10.	1976-77	80.5

LEANING ON THE VETERANS

» Auburn is tied as the fifth-most experienced team in the country with six fifth-year or older players on its roster. The Tigers have 10 seniors on the roster including graduates Dylan Cardwell and Chris Moore as well as transfer Ja'Heim Hudson (SMU).

» Fifth-year seniors Johni Broome and Chaney Johnson recently graduated in December commencement. Chad Baker-Mazara is also in his final fifth year of eligibility after stops at Duquesne, San Diego State and Northwest Florida State College.

School	Total	5th Year	6th Year	7th Year+
Oklahoma State	8	7	1	0
Louisville	7	6	1	0
Charlotte	7	5	1	1
Wichita State	7	5	2	0
Auburn	6	6	0	0
Illinois State	6	6	0	0
Kentucky	6	6	0	0
Missouri	6	4	2	0
Nebraska	6	3	3	0
Texas State	6	4	2	0
Alabama	5	5	0	0
Arkansas State	5	2	2	1

THE BEST OF THE BEST

» Johni Broome, Omier Norchad of Baylor, Hunter Dickinson of Kansas and Ryan Kalkbrenner of Creighton are the only active NCAA Division I players with 2,000 career points and 1,000 career rebounds. Broome is the only player with 2,000 career points, 1,000 career points and 400 career blocks.

» Broome is fifth in the country and first in the SEC with 10.9 boards per game despite leaving two games early with an injury, including only playing two minutes against Georgia State. He is sixth nationally averaging 2.70 blocks, which still leads the SEC, and second in the league with 18.1 points per game. Broome has scored in double figures in 47 of the last 49 games with the only two exceptions being the Georgia State and South Carolina games when he left with injuries.

» Broome is averaging 20.0 points on 49.3 percent shooting overall and 36.7 percent from 3-point range, 12.4 rebounds, 3.7 assists and 2.4 blocks in nine games against ranked opponents this season. He has scored in double figures in all nine of these contests with six 20-point games and has recorded a double-double in eight straight games against Top 25 opponents and missed making it nine double-doubles in nine games against ranked opponents by one rebound against Houston.

» He is the only player in the country averaging at least 18.0 points, 10.0 rebounds, 3.0 assists and 2.0 blocks this season.

» Broome is second among active D-I players with 75 career double-doubles and fifth with 15 double-doubles this season, surpassing his total of 14 double-double from last season. He is also second among active players with 1,454 career rebounds and 993 field goals made, which puts him seven field goals away from joining Hunter Dickinson of Kansas as the only active D-I players with 1,000 career made field goals, and first with 405 blocks. Broome's 62 blocks this season are more than 48 DI teams have despite missing two games and leaving two others early with injuries. He has recorded double-digit double-doubles in all five seasons of his career.

» Broome has 10 games of at least 20 points and 10 rebounds this season including three games of 20 points, 15 rebounds and five assists (vs. North Carolina, Memphis and Ohio State). Against Ohio State, Broome recorded the first 20-point, 20-rebound game by an Auburn player since Kelvin Ardister had 22 points and 20 rebounds against Tennessee on Jan. 4, 1989, as he had 21 points and 20 rebounds to go with six assists, three blocks, one steal and zero turnovers in 26 minutes against the Buckeyes. His 20 rebounds are tied for the sixth-most by a D-I player and tied for the second-most against a power conference opponent this season. He is the first power conference player to have at least 20 points, 20 rebounds and five assists against a power conference opponent since Seton Hall's Angel Delgado had 24 points, 23 rebounds and five assists against Kansas in the 2017 NCAA Tournament.

NCAA DIVISION I ACTIVE DOUBLE-DOUBLE CAREER LEADERS

Player	School	G	DD
Norchad Omier	Baylor	145	81
Johni Broome	Auburn	155	75
Hunter Dickinson	Kansas	152	57
Nelly Joseph	New Mexico	148	56
Essam Mustafa	MTSU	139	49

ELITE IN THE SEC

» Auburn leads the SEC with a .742 winning percentage and 193 victories since the start of the 2017-18 season.

» The Tigers have won the most SEC Championships (2018, 2019, 2022 & 2024) over the last seven years (tied with Alabama).

Team	2017-18	2018-19	2019-20	2020-21	2021-22	2022-23	2023-24	2024-25	Total
Auburn	26-8	30-10	25-6	13-14	28-6	21-13	27-8	23-2	193-67
Tennessee	26-9	31-6	17-14	18-9	27-8	25-11	27-9	21-5	192-71
Kentucky	26-11	30-7	25-6	9-16	28-8	22-12	23-10	17-8	180-78
Alabama	20-16	18-16	16-15	26-7	19-14	31-6	25-12	21-4	176-90
Texas	19-15	21-16	19-12	19-8	22-12	29-9	21-13	16-10	166-95
Arkansas	23-12	18-16	20-12	25-7	28-9	22-14	16-17	15-10	167-97
Florida	21-13	20-16	19-12	15-10	20-14	16-17	24-12	22-3	157-97
LSU	18-15	28-7	21-10	19-10	22-12	14-19	17-16	13-12	152-101
Texas A&M	22-13	14-18	16-14	8-10	27-13	25-10	21-15	20-5	153-98
Mississippi State	25-12	*6-11	20-11	18-15	18-16	21-13	21-13	18-7	147-98
Oklahoma	18-14	20-14	19-12	16-11	19-16	15-17	20-12	16-9	143-105
Missouri	20-13	15-17	15-16	16-10	12-21	25-10	8-24	19-6	130-117
Ole Miss	12-20	20-13	15-17	16-12	13-19	12-21	20-12	19-7	127-121
South Carolina	17-16	16-16	18-13	6-15	18-13	11-21	26-8	10-14	122-117
Georgia	18-15	11-21	16-16	14-12	6-26	16-16	20-17	16-9	117-133
Vanderbilt	12-20	9-23	11-21	9-16	19-17	22-15	9-23	17-7	108-143

ON A PATH TO GREATNESS

» After graduating with a bachelor's degree from the Harbert College of Business last December, Dylan Cardwell chose to come back for his fifth and final year on The Plains.

» The ultimate "Auburn Man," Cardwell currently ranks second (111 wins in 153 career games played) behind the all-time winningest player in program history in former teammate Jaylin Williams (114 wins), who is currently playing for the Denver Nuggets' G-League team, the Grand Rapids Gold.

» Fifth-year senior Chris Moore is third on the list with 100 career wins in 140 career games played.

ALL-TIME WINNINGEST AUBURN PLAYERS (minimum 90 career games played)

1. Jaylin Williams (2019-24)	114
2. Dylan Cardwell (2020-Present)	111
3. Chris Moore (2020-Present)	100
4T. Allen Flanagan (2019-23)	87
4T. Anfernee McLemore (2016-20)	87
4T. Scott Pohlman (1997-01)	87
7T. Doc Robinson (1996-00)	85
7T. Daymeon Fishback (1996-00)	85
7T. Mamadou N'Diaye (1996-00)	85
10. Mack McGadney (1998-02)	83

ROAD WARRIORS

» Auburn has a 37-33 record in SEC road games since 2017-18, which is third-best record in the league, only trailing Kentucky (40-28) and Tennessee (37-31). The Tigers have a league-best 7-0 record in SEC road games this season.

SEC ROAD RECORDS

Team	2017-18	2018-19	2019-20	2020-21	2021-22	2022-23	2023-24	2024-25	Totals
Auburn	5-4	4-5	4-5	3-6	6-3	3-6	5-4	7-0	37-33
Alabama	2-7	3-6	3-6	7-2	3-6	7-2	5-4	6-0	36-33
Arkansas	3-6	3-6	2-7	5-3	5-4	2-7	2-7	1-4	23-44
Florida	5-4	5-4	4-5	4-4	4-5	3-6	3-6	4-2	32-36
Georgia	2-7	1-8	1-8	2-6	0-9	1-8	3-6	0-6	10-58
Kentucky	3-6	7-2	7-2	4-5	5-4	6-3	6-3	2-3	40-28
LSU	2-7	9-0	4-5	4-5	2-7	0-9	3-6	1-5	25-44
Miss. State	2-7	4-5	3-6	5-4	1-8	3-6	2-7	4-2	24-45

PEARL ALL-TIME WINNINGEST COACH AT AUBURN

» Bruce Pearl became the all-time winningest coach in program history with the Tigers' road win at Texas on Jan. 7, 2025.

» Pearl moved up one spot to No. 11 (from No. 12) among active NCAA Division I head coaches with the retirement of Jim Larranaga at Miami. He is currently No. 41 on the all-time D-I list having surpassed John Wooden (No. 46) and Gary Williams (No. 45).

MOST CAREER WINS AT AUBURN

Coach	Seasons	Record
Bruce Pearl	11	223-121
Joel Eaves	14	213-100
Cliff Ellis	10	186-125
Sonny Smith	11	173-154
Bill Lynn	10	130-124

MOST OVERALL COLLEGIATE HEAD COACHING WINS AMONG ACTIVE SEC COACHES

Coach	School	Wins
John Calipari	Arkansas	828
Rick Barnes	Tennessee	827
Bruce Pearl	Auburn	685
Buzz Williams	Texas A&M	368
Porter Moser	Oklahoma	363

MOST OVERALL COLLEGIATE HEAD COACHING WINS AMONG ACTIVE NCAA DIVISION I COACHES

Coach	School	Wins
John Calipari	Arkansas	828
Rick Barnes	Tennessee	827
Bill Self	Kansas	812
Kelvin Sampson	Houston	785
Dana Altman	Oregon	773
Rick Pitino	St. John's	753
Mark Few	Gonzaga	735
Tom Izzo	Michigan State	727
Greg Kampe	Oakland	711
Steve Alford	Nevada	698
Bruce Pearl	Auburn	685
Lennie Acuff	Lipscomb	637

MOST SEC HEAD COACHING WINS (ACTIVE COACHES)

Coach	School	Wins
John Calipari	Arkansas	425
Bruce Pearl	Auburn	368
Rick Barnes	Tennessee	223
Mike White	Georgia	194
Nate Oats	Alabama	138

MOST SEC WINS AMONG ACTIVE SEC COACHES

Coach	School	Wins
John Calipari	Arkansas	202
Bruce Pearl	Auburn	166
Rick Barnes	Tennessee	108
Mike White	Georgia	88
Nate Oats	Alabama	72

AUBURN CAREER RECORDS LIST

POINTS

8.	Bryce Brown (2015-19)	1,673
9.	Frankie Sullivan (2008-13)	1,556
10.	Jeff Moore (1984-88)	1,549
11.	Marquis Daniels (1999-03)	1,530
12.	Johni Broome (2022-Present)	1,460
13.	Scott Pohlman (1997-01)	1,442
14.	DeWayne Reed (2006-10)	1,428
15.	Jared Harper (2016-19)	1,427
16.	Rasheem Barrett (2005-09)	1,396
17.	Frank Ford (1983-87)	1,389
18T.	Lee DeFore (1963-66)	1,386
18T.	Aaron Swinson 1991-94	1,386
20.	Gary Redding (1972-76)	1,334
21.	Doc Robinson (1996-00)	1,332
22.	Jaylin Williams (2019-24)	1,292
22.	Stan Pietkiewicz (1974-78)	1,265
24.	Frank Tolbert (2004-08)	1,242
25.	Darrell Lockhart (1979-83)	1,236
26.	Wes Flanigan (1993-97)	1,228
27T.	KT Harrell (2013-15)	1,190
27T.	Chris Denson (2010-14)	1,190
29.	Charles Barkley (1981-84)	1,183
30.	Korvotney Barber (2005-09)	1,151
31.	Lance Weems (1992-96)	1,105
32.	Bryant Smith (1995-99)	1,087
33.	Bubba Price (1976-80)	1,075
34.	Derrick Dennison (1986-90)	1,070
35.	Pat Burke (1993-97)	1,064
36.	Marco Killingsworth (2001-04)	1,041
37.	Franklin Williams (1994-98)	1,027
38.	Bill Alexander (1967-70)	1,026
39.	Mustapha Heron (2016-18)	1,011
40.	Earl Banks (1977-81)	1,004

Note: Players' stats during Auburn career only.

BLOCKS

1.	Kyle Davis (2000-04)	360
2.	Mamadou N'diaye (1996-2000)	241
3.	Johni Broome (2022-Present)	218
4.	Dylan Cardwell (2020-Present)	197
5.	Anfernee McLemore (2016-20)	187
6.	Horace Spencer (2015-19)	170
7T.	Walker Kessler (2021-22)	155
7T.	Korvotney Barber (2005-09)	155
9.	Charles Barkley (1981-84)	145
10.	Chris Morris (1984-88)	141



DUNKS

1.	Aaron Swinson (1991-94)	175
--	Dylan Cardwell (2020-Present)	141

GAMES PLAYED

1.	Dylan Cardwell (2020-Present)	153
2.	Chris Moore (2020-Present)	140
3.	Jaylin Williams (2019-24)	139
4.	Frankie Sullivan (2009-13)	134
5.	Bryce Brown (2018-19)	131
6.	Anfernee McLemore (2016-20)	130
7T.	Scott Pohlman (1997-01)	129
7T.	Frank Ford (1983-87)	129
9T.	Doc Robinson (1996-00)	128
9T.	Mamadou N'diaye (1996-00)	128
9T.	Chris Morris (1984-88)	128
12.	Daymeon Fishback (1996-00)	127


PLAYER NOTES

0	TAHAAD PETTIFORD GP-GS PPG RPG FG% FT% 2024-25 25-0 11.6 1.8 .438 .827 Career 25-0 11.6 1.8 .438 .827	G 6-1 175 Fr. Jersey City, N.J. Hudson Catholic Regional HS <ul style="list-style-type: none">Auburn's seventh-ever McDonald's High School All-American.Gifted Under Armour shoes to his teammates before practice last week.One of six players in double figures at No. 2 Alabama (13 pts in 23 minutes).	Career Highs Pts 24 Reb 4 Ast 5 (4x) Stl 4 Min 27
1	JP PEGUES GP-GS PPG RPG FG% FT% 2024-25 14-2 1.5 1.3 .214 .800 Career 109-68 10.1 2.9 .411 .809	G 6-2 180 Sr. Nashville, Tenn. Furman <ul style="list-style-type: none">Rated No. 28 in the On3 Transfer Portal Rankings out of Furman.2024 All-Southern Conference First Team selection.Made his SEC debut playing three minutes at LSU.	Career Highs Pts 35 Reb 11 Ast 12 Stl 4 Min 48
2	DENVER JONES GP-GS PPG RPG FG% FT% 2024-25 25-25 10.7 2.1 .443 .902 Career 119-93 12.9 2.9 .441 .872	G 6-4 205 Sr. New Market, Ala. FIU <ul style="list-style-type: none">Reigning SEC and USBWA Oscar Robertson National Player of the Week.Recorded 16 pts including a trio of 3-pointers in road win at No. 2 Alabama.Tigers' top on-ball defender limiting the top players in country to single digits.	Career Highs Pts 30 Reb 13 Ast 9 Stl 4 (7x) Min 47
3	JAHKI HOWARD GP-GS PPG RPG FG% FT% 2024-25 15-0 5.3 1.3 .531 .667 Career 15-0 5.3 1.3 .531 .667	F 6-6 185 Fr. Boston, Mass. Overtime Elite <ul style="list-style-type: none">2024 King's Hawaiian National High School Slam Dunk champion.Has played in 15 games this season averaging 11.2 minutes per contest.Featured on Season 1 of "One Shot: Overtime Elite" on Amazon Prime.	Career Highs Pts 13 Reb 4 (3x) Ast 1 (3x) Stl 2 Min 21
4	JOHNI BROOME GP-GS PPG RPG FG% FT% 2024-25 23-22 18.1 10.9 .503 .611 Career 155-150 15.8 9.4 .541 .609	F/C 6-10 240 Sr. Plant City, Fla. Morehead State <ul style="list-style-type: none">Naismith Defensive POTY & John Wooden Award Top 20 Late Midseason Watch List.Ranks 12th all-time on Auburn's career scoring list with 1,460 points to date.75 career double-doubles (15 this year) - 19 pts, 14 rebs & 6 assists at No. 2 Bama.	Career Highs Pts 32 Reb 20 Ast 7 Stl 4 Min 37 (2x)
5	CHRIS MOORE GP-GS PPG RPG FG% FT% 2024-25 25-2 1.2 1.8 .440 .833 Career 140-44 2.4 1.8 .488 .701	F 6-6 220 Gr. West Memphis, Ark. West Memphis HS <ul style="list-style-type: none">Graduated this past summer with degree from the College of Liberal Arts.Has played in 140 career games which ranks second all-time in school history.Made his 44th career start at No. 2 Alabama (+17 in nine minutes of play).	Career Highs Pts 16 Reb 7 Ast 5 Stl 3 (3x) Min 25 (2x)
8	JA'HEIM HUDSON GP-GS PPG RPG FG% FT% 2024-25 19-0 1.6 0.9 .452 .500 Career 106-35 5.9 4.2 .450 .755	F 6-7 220 Sr. Hinesville, Ga. SMU/Georgia State <ul style="list-style-type: none">Goes by the nickname, Turtle, given to him as a child by his aunt, Crystal Hudson, because he moved slow. • Has played in 19 games this season including 11 of 12 contests in conference play (Saw 2 minutes at Alabama).	Career Highs Pts 26 Reb 13 Ast 4 Stl 3 (4x) Min 39
10	CHAD BAKER-MAZARA GP-GS PPG RPG FG% FT% 2024-25 25-23 12.3 3.4 .468 .902 Career 106-45 9.4 3.0 .447 .881	G/F 6-7 180 Sr. Santo Domingo, DR NW Florida State College <ul style="list-style-type: none">Midseason Top 10 Julius Erving Small Forward of the Year Award List.Is one point away from recording his 1,000th career point (999 career pts).Tallied 15 pts, 5 rebs, 3 assists, 1 steal and 1 block off the bench at No. 2 Alabama.	Career Highs Pts 25 Reb 9 Ast 7 Stl 5 Min 34
13	MILES KELLY GP-GS PPG RPG FG% FT% 2024-25 25-23 10.9 3.5 .425 .884 Career 120-83 11.1 3.5 .398 .804	G 6-6 190 Sr. Stone Mountain, Ga. Georgia Tech <ul style="list-style-type: none">Turned in near double-double w/ 15 points & 8 rebounds at No. 2 Alabama.Sharpshooter with a team-best 55 three-pointers made this season (40.1%).Has had some of his best games of the season on the road (18 pts at Texas).	Career Highs Pts 36 Reb 12 Ast 6 Stl 3 (6x) Min 42
21	BLAKE MUSCHALEK GP-GS PPG RPG FG% FT% 2024-25 11-0 0.5 0.0 1.000 .000 Career 26-0 0.5 0.0 .500 .615	G 6-3 178 So. Dallas, Texas Trinity Christian Academy <ul style="list-style-type: none">Walk-on and last name is pronounced MOO-SHAW-lick.Has played in 11 games this season including three times in SEC play versus Missouri on Jan. 4, Mississippi State on Jan. 14 and Oklahoma on Feb. 4.	Career Highs Pts 3 Reb 1 Ast 2 Stl 1 (3x) Min 3 (3x)
23	ADDARIN SCOTT GP-GS PPG RPG FG% FT% 2024-25 0-0 0.0 0.0 .000 .000 Career 15-0 0.4 0.4 .667 1.000	F 6-9 207 Sr. Dallas, Texas Navarro College <ul style="list-style-type: none">Played in 15 games last season averaging 0.4 ppg and 0.4 rpg.One of 12 scholarship players on the team.Goes by the nickname, AD. • Redshirting the 2024-25 season.	Career Highs Pts 2 Reb 2 (2x) Ast 1 Stl 1 Min 2 (6x)
31	CHANEY JOHNSON GP-GS PPG RPG FG% FT% 2024-25 25-3 10.4 5.2 .583 .735 Career 147-71 11.0 4.8 .543 .741	F 6-7 220 Sr. Alabaster, Ala. Alabama-Huntsville <ul style="list-style-type: none">Registered 14 points off the bench with five rebounds at No. 2 Alabama.Second season playing NCAA Division I after three seasons at D-II UAH.Graduated with his degree from the Harbert College of Business on Dec. 14.	Career Highs Pts 35 Reb 12 (2x) Ast 6 Stl 4 Min 38
44	DYLAN CARDWELL GP-GS PPG RPG FG% FT% 2024-25 25-25 5.5 5.2 .674 .340 Career 153-27 4.2 3.8 .704 .468	C 6-11 255 Gr. Augusta, Ga. McEachern HS <ul style="list-style-type: none">School-record holder in career games played (153).Top front court in college basketball with teammate Johni Broome.Four wins away from becoming the school's all-time winningest player. Ranks second with 111 career wins behind former teammate Jaylin Williams (114).Ranks fourth all-time in career blocked shots (197).Went on two mission trips this summer to El Salvador and Honduras.	Career Highs Pts 18 Reb 13 Ast 6 Stl 4 Min 29


TV/RADIO ROSTER CHART



0 **TAAHAAD PETTIFORD**
G • 6-1 • 175 • Fr.
Jersey City, N.J.



1 **JP PEGUES**
G • 6-2 • 180 • Sr.
Nashville, Tenn.



2 **DENVER JONES**
G • 6-4 • 205 • Sr.
New Market, Ala.



3 **JAHKI HOWARD**
F • 6-6 • 185 • Fr.
Boston, Mass.



4 **JOHNI BROOME**
F/C • 6-10 • 240 • Sr.
Plant City, Fla.



5 **CHRIS MOORE**
F • 6-6 • 220 • Gr.
West Memphis, Ark.



7 **CJ WILLIAMS**
G • 6-2 • 175 • Jr.
Fayetteville, Ark.



8 **JA'HEIM HUDSON**
F • 6-7 • 220 • Sr.
Hinesville, Ga.



10 **CHAD BAKER-MAZARA**
G/F • 6-7 • 180 • Sr.
Santo Domingo, D.R.



12 **JOAH SHAY**
G • 5-6 • 145 • Fr.
Winston-Salem, N.C.




13 **MILES KELLY**
G • 6-6 • 190 • Sr.
Stone Mountain, Ga.



14 **PRESLEY PATTERSON**
G • 5-11 • 180 • Jr.
Knoxville, Tenn.



17 **DRAKE CARDWELL**
G • 6-5 • 185 • RS-Fr.
Augusta, Ga.



21 **BLAKE MUSCHALEK**
G • 6-3 • 178 • So.
Dallas, Texas



22 **REED TRAPP**
G • 6-6 • 188 • Jr.
Muscle Shoals, Ala.



23 **ADDARIN SCOTT**
F • 6-9 • 207 • Sr.
Dallas, Texas



31 **CHANEY JOHNSON**
F • 6-7 • 220 • Sr.
Alabaster, Ala.



44 **DYLAN CARDWELL**
C • 6-11 • 255 • Gr.
Augusta, Ga.



HC **BRUCE PEARL**
Head Coach
11th Season

No.	Name	Pos.	Ht.	Wt.	Cl.	Hometown (Last School)
0	Tahaad Pettiford	G	6-1	175	Fr.	Jersey City, N.J. (Hudson Catholic Regional HS)
1	JP Pegues	G	6-2	180	Sr.	Nashville, Tenn. (Furman)
2	Denver Jones	G	6-4	205	Sr.	New Market, Ala. (FIU)
3	Jahki Howard	F	6-6	185	Fr.	Boston, Mass. (Overtime Elite)
4	Johni Broome	F/C	6-10	240	Sr.	Plant City, Fla. (Morehead State)
5	Chris Moore	F	6-6	220	Gr.	West Memphis, Ark. (West Memphis HS)
7	CJ Williams	G	6-2	175	Jr.	DeLand, Fla. (Fayetteville (Ark.) HS)
8	Ja'Heim Hudson	F	6-7	230	Sr.	Hinesville, Ga. (SMU)
10	Chad Baker-Mazara	G/F	6-7	180	Sr.	Santo Domingo, Dominican Republic (NW Florida State College)
12	Joah Shay	G	5-6	145	Fr.	Winston-Salem, N.C. (Mount Tabor HS)
13	Miles Kelly	G	6-6	190	Sr.	Stone Mountain, Ga. (Georgia Tech)
14	Presley Patterson	G	5-11	180	Jr.	Knoxville, Tenn. (Knoxville Catholic HS)
17	Drake Cardwell	G	6-5	185	RS-Fr.	Augusta, Ga. (Evans HS)
21	Blake Muschalek	G	6-3	190	So.	Dallas, Texas (Trinity Christian Academy)
22	Reed Trapp	G	6-6	188	Jr.	Muscle Shoals, Ala. (Birmingham-Southern College)
23	Addarin Scott	F	6-9	220	Sr.	Dallas, Texas (Navarro College)
31	Chaney Johnson	F	6-7	225	Sr.	Alabaster, Ala. (UAH)
44	Dylan Cardwell	C	6-11	255	Gr.	Augusta, Ga. (McEachern HS)

Head Coach: Bruce Pearl (Boston College '82) - 11th Season

Associate Head Coach/Defensive Coordinator: Steven Pearl (Tennessee '10) - 11th Season

Assistant Coach: Ira Bowman (Penn '96) - Seventh Season

Assistant Coach: Corey Williams (Oklahoma State '02) - Second Season

Assistant Coach: Chad Prewett (Troy State '94) - 11th Season

Assistant Coach/Offensive Coordinator: Mike Burgomaster (Miami '16) - Ninth Season

Director of Sports Performance: Damon Davis (Western Illinois '03) - 16th Season

Senior Athletic Trainer: Clark Pearson (Kentucky '96) - 16th Season

Director of Player Development: Marquis Daniels (Auburn '03) - Seventh Season

Director of Scouting and Recruiting: Ian Borders (Louisville '07) - Seventh Season

Executive Assistant to the Head Coach: Bridget Graba - 14th Season

Director of Operations: Maddux Jeffreys (Auburn '20) - Third Season

Director of Creative Content: Steven Leonard (Indiana '17) - Third Season

Chaplain: Jeremy Napier (West Virginia State '07) - Third Season

Graduate Assistant: Bryant Smith (Auburn '23) - Third Season

Graduate Assistant: Robert Allen Jr. (Carson-Newman '07) - First Season

Graduate Assistant: Reagan Sparks (Auburn '24) - First Season

PRONUNCIATION GUIDE

Chad Baker-MAZARA	MUH-zarr-UH
JOHNI Broome	JUH-nye (like dye)
JAHKI Howard	JUH-kai
JA'HEIM Hudson	JUH-heem
Blake MUSCHALEK	MOO-SHAW-lick
JP PEGUES	PUH-geez
ADDARIN Scott	UH-Dare-IN

WEEKLY SCHEDULE

SUNDAY February 16	MONDAY February 17	TUESDAY February 18	WEDNESDAY February 19	THURSDAY February 20	FRIDAY February 21	SATURDAY February 22
OFF	Practice at 2 p.m. (main floor)	Coach Pearl Media Availability at 3:00 p.m. Practice at 3:30 p.m. (main floor)	Game Day vs. Arkansas 8:00 p.m. CT Neville Arena	Practice at 3:30 p.m. (main floor)	Coach Pearl & Players Media Availability at 11:15 a.m. Practice at 12:15 p.m. (main floor)	Game Day vs. Georgia 3:00 p.m. CT Neville Arena

HEAD COACH BRUCE PEARL



Auburn Head Coach Bruce Pearl is in his 11th season on The Plains and 30th overall season.

One of the most prominent men's basketball coaches in the country, he currently ranks No. 11 among active NCAA Division I head coaches in career wins and No. 41 all-time.

He has guided the Tigers to 223 wins in 11 seasons, the program's first-ever No. 1 ranking in both national polls and a memorable run to the NCAA Final Four in 2019.

Pearl became the all-time winningest coach in program history surpassing Joel Eaves for the distinction with the Tigers' 87-82 road victory at Texas on Jan. 7, 2025.

The three-time SEC Coach of the Year's accomplishments also include two Southeastern Conference regular-season championships, two SEC Tournament championships and five NCAA Tournament berths with the Tigers.

Pearl has won the sixth-most SEC Men's Basketball Championships (4) in conference history and ranks among the Top 5 all-time SEC coaches in overall victories behind Adolph Rupp (876), Billy Donovan (467), Dale Brown (448) and John Calipari (410).

During the 2023-24 season, Auburn compiled a 27-8 overall record which marked the fourth-most wins in school history. The Tigers claimed the SEC Tournament Championship title and league's automatic bid to the NCAA Tournament by defeating South Carolina, Mississippi State and Florida. They also finished the season with the highest NCAA NET/RPI ranking (No. 5) in program history.

Johni Broome became the 14th player in school history to be honored as an All-American, after being tabbed SEC Tournament Most Valuable Player, All-SEC First Team and a Naismith Defensive Player of the Year Award semifinalist.

Auburn has turned in 20-win seasons in six of the last seven years and is tied as the winningest program in the SEC in that span.

For the fourth-consecutive school year, the Tigers achieved a team GPA of 3.0 or higher and received the NABC Academic Excellence Award under Pearl.

Six Tigers have been drafted into the NBA and developed by Pearl and his coaching staff including All-Americans Jabari Smith (No. 3 overall in 2022) and Walker Kessler selected (No. 22 overall in 2022). Both are currently playing in the league along with Isaac Okoro (No. 5 overall in 2020) and JT Thor (No. 37 overall in 2021).

Pearl's teams have been just as successful off the court as Auburn has had a SEC-leading 43 graduates - including 34 African-Americans - since 2014.

In 30 seasons as a head coach, he has guided his teams to the NCAA Tournament 22 times and a 685-266 (.720) winning record.

Pearl is the only head coach (football or men's basketball) in SEC history to lead two programs to a No. 1 national ranking in the AP Poll (Auburn twice in 2022 and 2024 and UT in 2008). Additionally, he is the only coach to lead multiple teams to victory in a No. 1 vs. No. 2 matchup with the top-ranked Tigers' win at No. 2 Alabama on Feb. 15, 2025 in Tuscaloosa, Ala.

Through the Bruce Pearl Family Foundation, he and his wife, Brandy, remain committed to giving back to those in Alabama, raising over 2.5 million dollars in support of Children's Harbor and other children's charities.

An ambassador for the university, Pearl's selfless community service work and generous stewardship makes him one of the most influential public figures in the state of Alabama.

In 2020, Pearl helped establish the Together We Will Scholarship and is one of the university's largest donors to the Melton Scholars Program, which increases access for underrepresented students and supports them throughout their Auburn experience.

Since 2016, Coach Pearl has raised 1.37 million dollars for AULIVE - Auburn Basketball's fight against cancer - with 12 organizations across the state of Alabama receiving funds from this initiative annually. These funds go directly to patients and their families to offset the cost of fighting cancer, including medication, treatment or just paying their bills.

Off the court, Pearl also serves as Chairman of the Board of the U.S. Israel Education Association (USIEA) - an organization dedicated to educating and serving government leaders who are directly involved in advancing important dialogue between the United States and Israel.

A native of Boston, Mass., he graduated cum laude from Boston College in 1982 with a bachelor's degree in business administration. Pearl is the proud father of four children, Jacqui, Steven, Leah and Michael, and enjoys spending time with his four grandchildren.

HEAD COACHING RECORD			
Year	School	Record	Postseason
1992-93	Southern Indiana	22-7	NCAA Region 3rd Place
1993-94	Southern Indiana	28-4	NCAA Runner-Up
1994-95	Southern Indiana	29-4	NCAA Champions
1995-96	Southern Indiana	25-4	NCAA Sweet 16
1996-97	Southern Indiana	23-5	NCAA 1st Round
1997-98	Southern Indiana	27-6	NCAA Sweet 16
1998-99	Southern Indiana	26-6	NCAA Sweet 16
1999-00	Southern Indiana	25-6	NCAA Sweet 16
2000-01	Southern Indiana	26-4	NCAA 1st Round
	Total	231-46	
2001-02	Milwaukee	16-13	-
2002-03	Milwaukee	24-8	NCAA 1st Round
2003-04	Milwaukee	20-11	NIT 1st Round
2004-05	Milwaukee	26-6	NCAA Sweet 16
	Total	86-38	
2005-06	Tennessee	22-8	NCAA 2nd Round
2006-07	Tennessee	24-11	NCAA Sweet 16
2007-08	Tennessee	31-5	NCAA Sweet 16
2008-09	Tennessee	21-13	NCAA 1st Round
2009-10	Tennessee	28-9	NCAA Elite Eight
2010-11	Tennessee	19-15	-
	Total	145-61	
2014-15	Auburn	15-20	-
2015-16	Auburn	11-20	-
2016-17	Auburn	6-14 #	-
2017-18	Auburn	26-8	SEC Champs, NCAA 2nd Round
2018-19	Auburn	30-10	SECT Champs, NCAA Final Four
2019-20	Auburn	25-6	(Canceled)
2020-21	Auburn	13-14	
2021-22	Auburn	26-6%	SEC Champs, NCAA 2nd Round
2022-23	Auburn	21-13	NCAA 2nd Round
2023-24	Auburn	27-8	SECT Champs, NCAA 1st Rd
2024-25	Auburn	23-2	
	Total	223-121	
	Career	685-266 (.720)	

Denotes vacated games by the NCAA during the 2016-17 season
 % Two wins credited to assistant coaches/then-acting head coaches Wes Flanigan and Steven Pearl during the 2021-22 season

TOP PERFORMANCES UNDER PEARL AT AUBURN

MOST POINTS TEAM

- 119, vs. Northwestern State (Nov. 27, 2015)
119, vs. Winthrop (Nov. 24, 2017)
- 117, vs. Coastal Carolina (Dec. 15, 2016)
- 116, vs. CSUN (Nov. 15, 2019)
- 109, vs. UConn (Nov. 24, 2021)
109, at South Carolina (Jan. 23, 2021)

MOST POINTS INDIVIDUAL

- 34, Bryce Brown vs. Dayton (Dec. 8, 2018)
- 33, Samir Doughty vs. CSUN (Nov. 15, 2019)
- 32, Samir Doughty at Tennessee (Mar. 7, 2020)
- 31, Jabari Smith vs. Vanderbilt (Feb. 16, 2022)
31, Bryce Brown vs. Norfolk State (Nov. 10, 2017)
31, Mustapha Heron vs. Winthrop (Nov. 24, 2017)
31, Jared Harper at UAB (Dec. 15, 2018)
- 30, Johni Broome vs. North Alabama (Nov. 18, 2024)**
30, Johni Broome vs. Virginia Tech (Nov. 29, 2023)

MOST REBOUNDS TEAM

- 66, vs. Mississippi College (Nov. 14, 2018)
- 60, at Arkansas [OT] (Feb. 8, 2022)
60, vs. Alabama (Feb. 12, 2020)
- 56, vs. Saint Joseph's (Nov. 26, 2020)
- 53, vs. Winthrop (Nov. 15, 2022)

MOST REBOUNDS INDIVIDUAL

- 20, Johni Broome vs. Ohio State (Dec. 14, 2024)**
- 19, Johni Broome vs. #12 North Carolina (Nov. 26, 2024)**
19, Walker Kessler at Arkansas [OT] (Feb. 8, 2022)
19, Cinmeon Bowers at Middle Tennessee (Dec. 12, 2015)
- 19, Johni Broome vs. Georgia (Feb. 1, 2023)
18, Cinmeon Bowers vs. Alabama (Jan. 19, 2016)
18, Cinmeon Bowers vs. Ole Miss (Feb. 20, 2016)

MOST 3-POINTERS TEAM

- 22, vs. South Alabama (Dec. 4, 2020)
- 21, vs. Coastal Carolina (Dec. 15, 2016)
- 18, vs. South Alabama (Nov. 6, 2018)
18, vs. LSU (Feb. 8, 2020)
- 17, vs. Northwestern State (Nov. 27, 2015)
17, vs. Vanderbilt (Feb. 3, 2018)
17, vs. Arkansas (Feb. 20, 2019)
17, vs. North Carolina (Mar. 29, 2019)
17, vs. CSUN (Nov. 15, 2019)

MOST 3-POINTERS INDIVIDUAL

- 9, Bryce Brown at Arkansas (Feb. 17, 2016)
- 8, Kareem Canty at Middle Tennessee (Dec. 12, 2015)
8, Bryce Brown vs. South Carolina (Mar. 3, 2018)
8, Samir Doughty at Tennessee (Mar. 7, 2020)
- 7, Miles Kelly vs. Vermont (Nov. 6, 2024)**
7, Denver Jones vs. Georgia (Mar. 9, 2024)
7, Jabari Smith vs. Vanderbilt (Feb. 16, 2022)
7, KT Harrell vs. Coastal Carolina (Dec. 5, 2014)
7, Bryce Brown at Ole Miss (Jan. 9, 2019)
7, Bryce Brown vs. Kansas (Mar. 23, 2019)
7, Justin Powell vs. South Alabama (Dec. 4, 2020)

MOST FT MADE TEAM

- 40, vs. Alabama (Feb. 7, 2024)
- 36, vs. Missouri (Jan. 26, 2021)
- 33, vs. UConn (Nov. 24, 2021)
33, vs. Kentucky (Feb. 1, 2020)
- 31, vs. Arkansas (Feb. 10, 2015)
31, at Arkansas - Feb. 27, 2018)

MOST FT MADE INDIVIDUAL

- 18, Sharife Cooper vs. Missouri (Jan. 26, 2021)
- 15, KT Harrell vs. Georgia (Mar. 3, 2015)
15, Jared Harper at UAB (Dec. 15, 2018)
- 14, Jared Harper vs. Ole Miss (Jan. 7, 2017)
14, Samir Doughty vs. Kentucky (Feb. 1, 2020)

MOST FT ATTEMPTED TEAM

- 50, vs. Alabama (Feb. 7, 2024)
46, at Missouri (Feb. 15, 2020)
- 44, vs. Kentucky (Feb. 1, 2020)
44, vs. Missouri (Jan. 26, 2021)
- 43, vs. Saint Joseph's (Nov. 26, 2020)

MOST FT ATTEMPTED INDIVIDUAL

- 21, Sharife Cooper vs. Missouri (Jan. 26, 2021)
- 18, Cinmeon Bowers vs. Missouri (Jan. 10, 2015)
18, KT Harrell vs. LSU (Mar. 13, 2015)
18, Austin Wiley vs. Alabama (Jan. 21, 2017)
- 17, Jared Harper vs. Ole Miss (Jan. 7, 2017)
- 16, Johni Broome vs. Houston (March 18, 2023)
16, K.D. Johnson vs. UConn (Nov. 24, 2021)
16, Cinmeon Bowers vs. LSU (Feb. 2, 2016)
16, Jared Harper at UAB (Dec. 15, 2018)

MOST ASSISTS TEAM

- 29, vs. Georgia (Mar. 9, 2024)
- 27, vs. CSUN (Nov. 15, 2019)
- 26, vs. Nebraska (Dec. 11, 2021)
- 25 vs. North Alabama (Nov. 18, 2024)**
25, at Ole Miss (Feb. 3, 2024)
25, vs. Indiana (Dec. 9, 2023)
25, vs. Saint Peter's (Nov. 28, 2018)
- 24, vs. #16 Purdue (Dec. 21, 2024)**
24, vs. South Alabama (Nov. 6, 2018)
24, vs. South Alabama (Dec. 4, 2020)

MOST ASSISTS INDIVIDUAL

- 16, J'Von McCormick vs. CSUN (Nov. 15, 2019)
- 14, Jared Harper vs. Vanderbilt (Feb. 3, 2018)
- 13, Jared Harper vs. South Alabama (Nov. 6, 2018)
- 13, Jared Harper vs. North Carolina (Mar. 29, 2019)
- 12, Wendell Green Jr. at South Carolina (Jan. 21, 2023)

MOST STEALS TEAM

- 20, vs. North Florida (Dec. 29, 2018)
- 18, vs. Tennessee (Feb. 22, 2020)
- 16, vs. Nebraska (Dec. 11, 2021)
16, vs. Saint Peter's (Nov. 28, 2018)
- 15, at LSU (Jan. 29, 2025)**
15, vs. LSU (Jan. 13, 2024)

MOST STEALS INDIVIDUAL

- 5, Chad Baker-Mazara vs. LSU (Jan. 13, 2024)
5, Wendell Green Jr. at Mississippi State (March 2, 2022)
5, Walker Kessler vs. Nebraska (Dec. 11, 2021)
5, Zep Jasper vs. Nebraska (Dec. 11, 2021)
5, K.D. Johnson vs. Syracuse (Nov. 26, 2021)
5, K.D. Johnson vs. UConn (Nov. 24, 2021)
5, K.C. Ross-Miller vs. Oregon State (Nov. 26, 2014)
5, K.C. Ross-Miller vs. Middle Tennessee (Dec. 29, 2014)
5, Antoine Mason at LSU (Feb. 5, 2015)
5, Malik Dunbar vs. UNC Asheville (Dec. 4, 2018)
5, Chuma Okeke vs. Murray State (Dec. 22, 2018)
5, Chuma Okeke vs. North Florida (Dec. 29, 2018)
5, J'Von McCormick vs. Tennessee (Feb. 22, 2020)

MOST BLOCKS TEAM

- 14, vs. Texas A&M (Feb. 12, 2022)
14, vs. Yale (Dec. 4, 2021)
14, vs. LSU (Dec. 29, 2021)
14, at Georgia (Jan. 13, 2021)
14, vs. Missouri (Jan. 26, 2021)
- 13, vs. Ohio State (Dec. 14, 2024)**

MOST BLOCKS INDIVIDUAL

- 12, Walker Kessler vs. Texas A&M (Feb. 12, 2022)
- 11, Walker Kessler vs. LSU (Dec. 29, 2021)
- 9, Walker Kessler vs. Jacksonville State (Mar. 18, 2022)
- 8, Johni Broome vs. Saint Louis (Nov. 27, 2022)
8, Walker Kessler vs. Ole Miss (Feb. 23, 2022)
8, Walker Kessler vs. Alabama (Feb. 1, 2022)

ASSOCIATED PRESS POLL

RK	TEAM	RECORD	PTS
1	Auburn (59)	23-2	1499
2	Florida (1)	22-3	1387
3	Duke	22-3	1382
4	Alabama	21-4	1335
5	Houston	21-4	1290
6	Tennessee	21-5	1147
7	Texas A&M	20-5	1140
8	Iowa State	20-5	1034
9	Texas Tech	20-5	969
10	St. John's	22-4	933
11	Wisconsin	20-5	879
12	Michigan	20-5	734
13	Purdue	19-7	732
14	Michigan State	20-5	724
15	Missouri	19-6	573
16	Marquette	19-6	527
17	Kentucky	17-8	518
18	Clemson	21-5	499
19	Arizona	17-8	362
20	Maryland	20-6	361
21	Mississippi State	18-7	325
22	Memphis	21-5	308
23	Kansas	17-8	193
24	Ole Miss	19-7	177
25	Louisville	20-6	137

Others receiving votes: New Mexico 117, Saint Mary's 63, UCLA 56, Creighton 27, Illinois 22, UConn 20, George Mason 15, Gonzaga 14, High Point 1

COACHES POLL

RK	TEAM	RECORD	PTS
1	Auburn (31)	23-2	775
2	Florida	22-3	712
3	Duke	22-3	704
4	Alabama	21-4	692
5	Houston	21-4	672
6	Tennessee	21-5	605
7	Texas A&M	20-5	570
8	Iowa State	20-5	534
9	St. John's	22-4	501
10	Texas Tech	20-5	488
11	Wisconsin	20-5	441
12	Michigan	20-5	413
13	Michigan State	20-5	407
14	Purdue	19-7	388
15	Marquette	19-6	284
16	Missouri	19-6	272
17	Clemson	21-5	267
18	Arizona	17-8	223
19	Memphis	21-5	184
20	Maryland	20-6	183
21	Kentucky	17-8	162
22	Louisville	20-6	109
23	Mississippi State	18-7	106
24	Saint Mary's	23-4	86
25	Kansas	17-8	69

Others receiving votes: Ole Miss 64, UCLA 49, New Mexico 41, Creighton 37, Gonzaga 15, UConn 11, Illinois 5, UC San Diego 3, VCU 2, George Mason 1

LAST TIME TEAM

Defeated a ranked team at home _____ vs. #6 Tennessee (1/25/25)
Defeated a ranked team on the road _____ at #2 Alabama (2/15/25)
Defeated a ranked team at a neutral site _____ vs. #16 Purdue (12/21/24)
Defeated a Top 10 team at home _____ #6 Tennessee (1/25/25)
Defeated a Top 10 team on the road _____ at #2 Alabama (2/15/25)
Defeated a Top 10 team at a neutral site _____ vs. #5 Iowa State (11/25/24)
 Won in overtime _____ at Mississippi State, 81-68 (OT) (3/2/22)
 Lost in overtime _____ at #2 Alabama, 90-85 (OT) (3/1/23)
 Won in double overtime _____ at Ole Miss, 83-82 (2OT) (1/28/20)
 Lost in double overtime _____ vs. #22 UConn, 115-109 (2OT) (11/24/21)
 Played back-to-back overtime games _____ at Arkansas, W 79-76 (OT) (2/5/20)
 _____ vs. LSU, W 91-90 (OT) (2/8/20)
 _____ vs. Alabama, W 95-91 (OT) (2/12/20)
 Played in three-straight overtime games _____ at Arkansas, W 79-76 (OT) (2/5/20)
 _____ vs. LSU, W 91-90 (OT) (2/8/20)
 _____ vs. Alabama, W 95-91 (OT) (2/12/20)
 Played at least three overtimes _____ vs. Georgia (SECT) (4OT) (3/1/79)
 Shot 70% for a half _____ 76.0% (19-25) at Missouri (2nd) (3/5/24)
 Shot 70% for a half (SEC) _____ 76.0% (19-25) at Missouri (2nd) (3/5/24)
Shot 60% for a game _____ **61.9% (39-63) vs. North Alabama (11/18/24)**
 Shot 60% for a game (SEC) _____ 62.1% (36-58) at Georgia (2/24/24)
 Shot less than 30% for game _____ 23.6% (13-55) at Tennessee (2/4/23)
 Shot 100% from the FT line _____ 100% (6-6) vs. Long Beach State (12/23/11)
 Shot 60% from 3-point line _____ 60.0% (12-20) vs. #11 South Carolina (2/14/24)
Shot less than 30% in half _____ **21.9% (7-32) #6 Tennessee (1/25/25)**
 Shot less than 20% in half _____ 16.7% (4-24) vs. #2 Houston (2nd) (3/18/23)
 Shot less than 10% in a half _____ 8.3% (2-24) vs. LSU (1st) (1/8/11)
 Attempted 50 free throws _____ 50 vs. #16 Alabama (2/7/24)
 Attempted 40 free throws _____ 41 vs. #22 UConn (11/24/21)
 Attempted 30 free throws in half _____ 30 vs. #12 Missouri (2nd) (1/26/21)
 Made 40 free throws _____ 40 vs. #16 Alabama (2/7/24) *school record*
 Made 30 free throws _____ 33 vs. #22 UConn (11/24/21)
 Made 30 free throws (SEC) _____ 40 vs. #16 Alabama (2/7/24) *school record*
Made at least 10 3-point field goals _____ **12 at #2 Alabama (2/15/25)**
Made at least 15 3-point field goals _____ **16 vs. Vermont (11/6/24)**
 Failed to make 3-point field goal _____ vs. Kentucky (0-15) (1/19/13)
 Had at least 60 rebounds _____ 60 at Arkansas [OT] (2/8/22)
 Had at least 50 rebounds _____ 53 vs. Winthrop (11/15/22)
 Had less than 20 rebounds _____ 19 vs. Arkansas (3/9/23)
Had at least 25 assists _____ **25 vs. North Alabama (11/18/24)**
Had at least 20 assists _____ **22 at #23 Ole Miss (2/1/25)**
Had at least 15 steals _____ **15 at LSU (1/29/25)**
Had at least 10 blocks _____ **11 vs. Oklahoma (2/4/25)**
 Had at least 15 blocks _____ 17 vs. Nicholls State (11/25/11)
 Failed to make a blocked shot _____ 0 at #2 Alabama (3/1/23)
 Had at least 25 lead changes _____ 27 at Arkansas (1/16/13)
Scored 50 points in a half _____ **52 at #2 Alabama (2nd) (2/15/25)**
Scored 50 points in a half (SEC) _____ **52 at #2 Alabama (2nd) (2/15/25)**
 Scored 60 points in a half _____ 66 vs. CSUN (1st) (11/15/19)
 Scored 60 points in a half (SEC) _____ 64 at Tennessee (2nd) (2/15/06)
 Scored 70 points in a half _____ 72 vs. Northwestern State (2nd) (11/27/15)
Scored 100 points _____ **100 vs. Georgia State (12/17/24)**
 Scored 100 points (SEC) _____ 101 at Missouri (3/5/24)
 Scored under 20 points in 1st half _____ 19 at Tennessee (2/4/23),
 _____ vs. Northwestern (11/23/22), vs. Clemson (3/18/18)
 Scored under 20 points in 2nd half _____ 14 vs. Tulsa (11/24/14)
 Scored under 10 points in a half _____ 6 vs. LSU (1st) (1/8/11)
 Scored 35 or under points in a game _____ 35 vs. Tulsa (11/24/14)
 Scored under 50 points in game _____ 43 at Tennessee (2/4/23),
 _____ vs. Northwestern (11/23/22)
 Scored under 50 points in game (SEC) _____ 43 at Tennessee (2/4/23)

LAST TIME INDIVIDUAL

Scored at least 30 points	Johni Broome (30) vs. North Alabama (11/18/24)
Scored at least 35 points	Toney Douglas (38) vs. Nicholls State (11/24/04)
Scored at least 40 points	Wesley Person (44) vs. UAB (12/16/93)
Had two players with at least 20 points	Denver Jones (21) and Chaney Johnson (20) at Vanderbilt (2/11/25)
Had three players with at least 20 points	Samir Doughty (26), J'Von McCormick (23), Devan Cambridge (21) vs. LSU (2/8/20)
Had two players with 25 points	Bryce Brown (26), Jared Harper (25) vs. Xavier (OT) (11/19/18)
Had two players with 25 points (SEC)	Chris Denson (30), KT Harrell (26) vs. Mississippi State (2/14/14)
Scored 20 points in a half	Johni Broome (20, 2nd) at LSU (1/29/25)
Scored 20 points in 1st half	Bryce Brown (20) at Texas A&M (1/16/19)
Scored 20 points in 2nd half	Johni Broome (20, 2nd) at LSU (1/29/25)
Scored 25 points in a half	Bryce Brown (25, 2nd) vs. Kentucky (1/19/19)
A player had back-to-back 20-point games	Johni Broome (26) at LSU (1/29/25); (20) at #23 Ole Miss (2/1/25)
A player 3+ consecutive 20-point games	Johni Broome (21) vs. #5 Iowa State (11/25/24); (23) vs. #12 North Carolina (11/26/24); (21) vs. Memphis (11/27/24); (20) at #9 Duke (12/4/24)
A player had back-to-back 20-point SEC games	Johni Broome (26) at LSU (1/29/25); (20) at #23 Ole Miss (2/1/25)
A player had back-to-back 25-point SEC games	Jabari Smith (27) at Tennessee (2/26/22); (27) at Mississippi State [OT] (3/2/22)
A player had three straight 25-point SEC games	Chris Denson (29) at LSU (2/8/14); (26) vs. Kentucky (2/12/14); (30) vs. Mississippi State (2/15/14)
A player had four straight 25-point SEC games	Chris Denson (25) at South Carolina (2/5/14); (29) at LSU (2/8/14); (26) vs. Kentucky (2/12/14); (30) vs. Mississippi State (2/15/14)
A player had five straight 25-point SEC games	Keenan Carpenter (44) vs. LSU (1/8/89); (28) vs. Mississippi State (2/11/89); (33) at Florida (2/15/89); (32) at Ole Miss (2/18/89); (29) vs. Kentucky (2/20/89)
A player had back-to-back 20-point games off the bench	Jamal Johnson (21) at Arkansas (12/30/20); (20) at Texas A&M (1/2/21)
Zero players scored in double figures	at Vanderbilt (1/7/12)
Only one player scored in double figures	Jamal Johnson (18) at UCF (11/30/20)
Five players scored in double figures	Chad Baker-Mazara (15), Chaney Johnson (13), Tahaad Pettiford (11), Denver Jones (13) and Johni Broome (15) vs. Oklahoma (2/4/25)
Five players scored in double figures (SEC)	Chad Baker-Mazara (15), Chaney Johnson (13), Tahaad Pettiford (11), Denver Jones (13) and Johni Broome (15) vs. Oklahoma (2/4/25)
All five starters scored in double figures	Chad Baker-Mazara (18), Dylan Cardwell (10), Miles Kelly (15), Denver Jones (16) and Johni Broome (20) at #23 Ole Miss (2/1/25)
Six players scored in double figures	C. Baker-Mazara (13), J. Broome (11), D. Jones (11), M. Kelly (15), T. Pettiford (15) and J. Howard (13) vs. Richmond (12/8/24)
Six players scored in double figures (SEC)	J. Broome (19), D. Jones (16), M. Kelly (15), C. Johnson (13), T. Pettiford (13) and C. Baker-Mazara (15) at #2 Alabama (2/15/25)
Had at least 15 rebounds	Johni Broome (16) at LSU (1/29/25)
Had at least 15 rebounds (SEC)	Johni Broome (18) vs. Georgia (2/1/23)
Had at least 20 rebounds	Johni Broome (20) vs. Ohio State (12/14/24)
Had at least 25 rebounds	Rex Frederick (25) at Ole Miss (1/6/58)
Had at least 20 pts & 20 reb	Johni Broome (21 pts, 20 reb) vs. Ohio State (12/14/24)
Had at least 30 pts & 10 reb	Johni Broome (30 pts, 17 reb) vs. North Alabama (11/18/24)
Had two players with at least 10 rebounds	Johni Broome (11) and Dylan Cardwell (12) vs. #6 Florida (2/8/25)
Had at least three players with 10 rebounds	Korvotney Barber (13), Quantez Robertson (10), Lucas Hargrove (10) at Virginia (12/20/08)
Had a double-double	Johni Broome (19 pts, 14 reb) at #2 Alabama (2/15/25)
Had a double-double before halftime	Johni Broome (17 pts, 14 reb) vs. Ohio State (12/14/24)
Had two straight double-doubles	Johni Broome (26 pts, 16 reb) at LSU (1/29/25); (20 pts, 12 reb) at #23 Ole Miss (2/1/25)
Had three straight double-doubles	Johni Broome (16 pts, 14 reb) vs. #6 Tennessee (1/25/25); (26 pts, 16 reb) at LSU (1/29/25); (20 pts, 12 reb) at #23 Ole Miss (2/1/25)
Had four straight double-doubles	Johni Broome (21 pts, 10 reb) vs. #5 Iowa State (11/25/24); (23 pts, 19 reb) vs. #12 North Carolina (11/26/24); (21 pts, 16 reb) vs. Memphis (11/27/24); (20 pts, 12 reb) at #9 Duke (12/4/24)
Had 5+ straight double-doubles	Johni Broome (18 pts, 12 reb) vs. Kent State (11/13/24); (30 pts, 17 reb) vs. North Alabama (11/18/24); (21 pts, 10 reb) vs. #5 Iowa State (11/25/24); (23 pts, 19 reb) vs. #12 North Carolina (11/26/24); (21 pts, 16 reb) vs. Memphis (11/27/24); (20 pts, 12 reb) at #9 Duke (12/4/24)
Had two players with a double-double	Johni Broome (20 pts, 12 reb); Dylan Cardwell (10 pts, 13 reb) at #23 Ole Miss (2/1/25)
Had a double-double with points and assists	Wendell Green Jr. (16 pts, 12 ast) at South Carolina (1/21/23)
Had a triple-double	Walker Kessler (12 pts, 11 reb, 12 blks) vs. Texas A&M (2/12/22)
Had 10 assists	Wendell Green Jr. (12) at South Carolina (1/21/23)
Had 15 assists	J'Von McCormick (16) vs. CSUN (11/15/19)
Had two players with at least five blocks	Devan Cambridge (5) and Jaylin Williams (5) at Georgia (1/13/21)
Had 10 blocks	Walker Kessler (11) vs. LSU (12/29/21)
Had five steals	Chad Baker-Mazara (5) vs. LSU (1/13/24)
Had five steals (SEC)	Chad Baker-Mazara (5) vs. LSU (1/13/24)
Made 50-straight free throws	Chad Baker-Mazara (51) (11/18/24-1/7/25) *school record*
Hit buzzer-beater shot to win a game	T.J. Dunans vs. Mercer (3-pt FG, 76-74) (12/18/16)
Played more than 40 minutes	Samir Doughty (41) vs. Alabama (OT) (2/12/20)

2024-25 OVERALL STATISTICS

Game Records

Record	Overall	Home	Away	Neutral
ALL GAMES	23-2	10-1	7-1	6-0
CONFERENCE	11-1	4-1	7-0	0-0
NON-CONFERENCE	12-1	6-0	0-1	6-0

Score by Periods

Team	1st	2nd	OT	TOT
Auburn	1006	1122	0	2128
Opponents	785	925	0	1710

Team Box Score

No.	Player	Total				3-Point		F-Throw		Rebounds				Other								
		GP-GS	MIN	AVG	FG-FGA	FG%	3FG-3FGA	3FG%	FT-FTA	FT%	OFF	DEF	TOT	AVG	PF	DQ	A	TO	BLK	STL	PTS	AVG
4	BROOME, Johni	23-22	656:39	28.6	165-328	.503	18-60	.300	69-113	.611	85	165	250	10.9	46	1	78	30	62	18	417	18.1
10	BAKER-MAZARA, Chad	25-23	620:30	24.8	94-201	.468	37-98	.378	83-92	.902	16	70	86	3.4	66	2	66	33	14	32	308	12.3
0	PETTIFORD, Tahaad	25-0	536:54	21.5	99-226	.438	49-124	.395	43-52	.827	6	40	46	1.8	60	1	65	39	3	27	290	11.6
13	KELLY, Miles	25-23	664:06	26.6	90-212	.425	55-137	.401	38-43	.884	11	77	88	3.5	53	0	23	15	11	22	273	10.9
2	JONES, Denver	25-25	687:07	27.5	82-185	.443	49-110	.445	55-61	.902	10	43	53	2.1	34	0	64	40	6	19	268	10.7
31	JOHNSON, Chaney	25-3	598:37	23.9	105-180	.583	13-41	.317	36-49	.735	41	90	131	5.2	64	1	42	24	23	19	259	10.4
44	CARDWELL, Dylan	25-25	490:12	19.6	60-89	.674	1-2	.500	17-50	.340	62	68	130	5.2	61	2	44	15	39	21	138	5.5
3	HOWARD, Jahki	15-0	168:42	11.2	26-49	.531	7-19	.368	20-30	.667	6	13	19	1.3	15	0	3	6	5	6	79	5.3
8	HUDSON, Ja'Heim	19-0	125:19	6.6	14-31	.452	2-12	.167	1-2	.500	9	8	17	0.9	15	0	9	2	2	4	31	1.6
1	PEGUES, JP	14-2	139:39	10.0	6-28	.214	5-23	.217	4-5	.800	4	14	18	1.3	3	0	13	3	0	4	21	1.5
5	MOORE, Chris	25-2	265:11	10.6	11-25	.440	2-13	.154	5-6	.833	14	31	45	1.8	35	0	11	8	4	7	29	1.2
14	PATTERSON, Presley	11-0	14:23	1.3	3-5	.600	1-2	.500	0-0	.000	1	2	3	0.3	0	0	1	1	0	0	7	0.6
21	MUSCHALEK, Blake	11-0	22:01	2.0	3-3	1.000	0-0	.000	0-0	.000	0	0	0	0.0	3	0	2	2	0	1	6	0.5
7	WILLIAMS, CJ	8-0	09:36	1.2	1-2	.500	0-0	.000	0-0	.000	0	0	0	0.0	0	0	0	0	0	2	2	0.3
22	TRAPP, Reed	1-0	01:04	1.1	0-0	.000	0-0	.000	0-0	.000	0	0	0	0.0	0	0	0	0	0	0	0	0.0
Team											38	38	76				8					
Total		25	5000		759-1564	.485	239-641	.373	371-503	.738	303	659	962	38.5	455	7	421	226	169	182	2128	85.1
Opponents		25	5000		581-1456	.399	149-500	.298	399-545	.732	279	554	833	33.3	425	5	225	298	68	148	1710	68.4

Team Statistics

	AU	OPP
Scoring	2128	1710
Points per game	85.1	68.4
Scoring margin	+16.7	-
Field goals-att	759-1564	581-1456
Field goal pct	.485	.399
3 point fg-att	239-641	149-500
3-point FG pct	.373	.298
3-pt FG made per game	9.6	6.0
Free throws-att	371-503	399-545
Free throw pct	.738	.732
F-Throws made per game	14.8	16.0
Rebounds	962	833
Rebounds per game	38.5	33.3
Rebounding margin	+5.2	-
Assists	421	225
Assists per game	16.8	9.0
Turnovers	226	298
Turnovers per game	9.0	11.9
Turnover margin	+2.9	-
Assist/turnover ratio	1.9	0.8
Steals	182	148
Steals per game	7.3	5.9
Blocks	169	68
Blocks per game	6.8	2.7
Winning streak	2	-
Home win streak	0	-
Attendance	100331	90321
Home games-Avg/Game	11-9121	8-11290
Neutral site-Avg/Game	-	6-7059

Team Results

Date	Opponent		Score	Att.
11/06/2024	Vermont	W	94-43	9121
11/09/2024	vs Houston	W	74-69	6901
11/13/2024	Kent St.	W	79-56	9121
11/18/2024	North Ala.	W	102-69	9121
11/25/2024	vs Iowa St.	W	83-81	2400
11/26/2024	vs North Carolina	W	85-72	2400
11/27/2024	vs Memphis	W	90-76	2400
12/04/2024	at Duke	L	78-84	9314
12/08/2024	Richmond	W	98-54	9121
12/14/2024	vs Ohio St.	W	91-53	12900
12/17/2024	Georgia St.	W	100-59	9121
12/21/2024	vs Purdue	W	87-69	15355
12/30/2024	Monmouth	W	87-58	9121
01/04/2025	Missouri	W	84-68	9121
01/07/2025	at Texas	W	87-82	10516
01/11/2025	at South Carolina	W	66-63	13390
01/14/2025	Mississippi St.	W	88-66	9121
01/18/2025	at Georgia	W	70-68	10523
01/25/2025	Tennessee	W	53-51	9121
01/29/2025	at LSU	W	87-74	10098
02/01/2025	at Ole Miss	W	92-82	9974
02/04/2025	Oklahoma	W	98-70	9121
02/08/2025	Florida	L	81-90	9121
02/11/2025	at Vanderbilt	W	80-68	13032
02/15/2025	at Alabama	W	94-85	13474

2024-25 CONFERENCE STATISTICS

Game Records

Record	Overall	Home	Away	Neutral
ALL GAMES	11-1	4-1	7-0	0-0
CONFERENCE	11-1	4-1	7-0	0-0
NON-CONFERENCE	0-0	0-0	0-0	0-0

Score by Periods

Team	1st	2nd	OT	TOT
Auburn	459	521	0	980
Opponents	384	483	0	867

Team Box Score

No.	Player	Total			3-Point			F-Throw		Rebounds				Other Stats										
		GP-GS	MIN	AVG	FG-FGA	FG%	3FG-3FGA	3FG%	FT-FTA	FT%	OFF	DEF	TOT	AVG	PF	DQ	A	TO	BLK	STL	PTS	AVG		
4	BROOME, Johni	10-9	304:45	30.5	68-155	.439	7-22	.318	38-61	.623	39	62	101	10.1	21	0	34	15	28	9	181	18.1		
13	KELLY, Miles	12-12	359:05	29.9	48-113	.425	27-68	.397	24-28	.857	9	45	54	4.5	32	0	11	9	4	11	147	12.3		
0	PETTIFORD, Tahaad	12-0	259:06	21.6	47-111	.423	22-60	.367	29-38	.763	4	20	24	2.0	24	0	25	17	0	14	145	12.1		
10	BAKER-MAZARA, Chad	12-10	325:29	27.1	44-105	.419	18-47	.383	36-42	.857	6	34	40	3.3	37	2	29	15	9	18	142	11.8		
31	JOHNSON, Chaney	12-3	310:25	25.9	51-92	.554	8-19	.421	14-17	.824	20	39	59	4.9	34	1	14	10	13	12	124	10.3		
2	JONES, Denver	12-12	347:58	29.0	38-90	.422	21-51	.412	27-31	.871	2	25	27	2.3	19	0	31	25	5	9	124	10.3		
44	CARDWELL, Dylan	12-12	241:48	20.2	24-35	.686	0-1	.000	10-28	.357	35	35	70	5.8	34	2	18	6	23	11	58	4.8		
3	HOWARD, Jahki	8-0	62:54	7.9	8-14	.571	2-7	.286	7-11	.636	3	2	5	0.6	5	0	2	3	1	2	25	3.1		
5	MOORE, Chris	12-2	105:34	8.8	6-12	.500	1-6	.167	3-4	.750	5	14	19	1.6	13	0	3	3	1	2	16	1.3		
8	HUDSON, Ja'Heim	11-0	66:25	6.0	6-13	.462	1-4	.250	1-2	.500	6	3	9	0.8	9	0	2	1	0	3	14	1.3		
14	PATTERSON, Presley	3-0	03:50	1.3	1-2	.500	0-0	.000	0-0	.000	0	0	0	0.0	0	0	0	0	0	0	2	0.7		
21	MUSCHALEK, Blake	3-0	05:10	1.7	1-1	1.000	0-0	.000	0-0	.000	0	0	0	0.0	1	0	0	2	0	1	2	0.7		
1	PEGUES, JP	1-0	02:34	2.6	0-0	.000	0-0	.000	0-0	.000	0	0	0	0.0	0	0	0	0	0	0	0	0.0		
22	TRAPP, Reed	1-0	01:04	1.1	0-0	.000	0-0	.000	0-0	.000	0	0	0	0.0	0	0	0	0	0	0	0	0.0		
7	WILLIAMS, CJ	3-0	03:50	1.3	0-0	.000	0-0	.000	0-0	.000	0	0	0	0.0	0	0	0	0	0	1	0	0.0		
Team											20	17	37				6							
Total		12	2400		342-743	.460	107-285	.375	189-262	.721	149	296	445	37.1	229	5	169	112	84	93	980	81.7		
Opponents		12	2400		289-703	.411	72-259	.278	217-292	.743	151	282	433	36.1	220	3	120	151	45	72	867	72.3		

Team Statistics

	AU	OPP
Scoring	980	867
Points per game	81.7	72.3
Scoring margin	+9.4	-
Field goals-att	342-743	289-703
Field goal pct	.460	.411
3 point fg-att	107-285	72-259
3-point FG pct	.375	.278
3-pt FG made per game	8.9	6.0
Free throws-att	189-262	217-292
Free throw pct	.721	.743
F-Throws made per game	15.8	18.1
Rebounds	445	433
Rebounds per game	37.1	36.1
Rebounding margin	+1.0	-
Assists	169	120
Assists per game	14.1	10.0
Turnovers	112	151
Turnovers per game	9.3	12.6
Turnover margin	+3.3	-
Assist/turnover ratio	1.5	0.8
Steals	93	72
Steals per game	7.8	6.0
Blocks	84	45
Blocks per game	7.0	3.8
Winning streak	2	-
Home win streak	0	-
Attendance	45605	81007
Home games-Avg/Game	5-9121	7-11572
Neutral site-Avg/Game	-	0-0

Team Results

Date	Opponent	Score	Att.
01/04/2025	Missouri	W 84-68	9121
01/07/2025	at Texas	W 87-82	10516
01/11/2025	at South Carolina	W 66-63	13390
01/14/2025	Mississippi St.	W 88-66	9121
01/18/2025	at Georgia	W 70-68	10523
01/25/2025	Tennessee	W 53-51	9121
01/29/2025	at LSU	W 87-74	10098
02/01/2025	at Ole Miss	W 92-82	9974
02/04/2025	Oklahoma	W 98-70	9121
02/08/2025	Florida	L 81-90	9121
02/11/2025	at Vanderbilt	W 80-68	13032
02/15/2025	at Alabama	W 94-85	13474



TAHAAD PETTIFORD

G | 6-1 | 175 | Fr.
Jersey City, N.J.
(Hudson Catholic Regional HS)



SEASON SUPERLATIVES

Points: 24 at Georgia (1/18/25)
Field Goals Made: 8 at Duke (12/4/24)
Field Goals Attempted: 15 at Duke (12/4/24)
3-Point Field Goals Made: 5 at Georgia (1/18/25), vs. Houston (11/9/24)
3-Point Field Goals Attempted: 8 (four times)
Free Throws Made: 5 at Georgia (1/18/25), at South Carolina (1/11/25)
Free Throws Attempted: 8 at Georgia (1/18/25)
Rebounds: 4 vs. Oklahoma (2/4/25), vs. Ohio State (12/14/24)
Assists: 5 (four times)
Blocks: 1 (four times)
Steals: 4 vs. Mississippi State (1/14/25)
Minutes Played: 27 vs. Monmouth (12/30/24)
Double-Figure Games: 15
20-Point Games: 3
10-Rebound Games: None
5-Steal Games: None
Double-Doubles: None
Dunks: 4

CAREER SUPERLATIVES

Points: 24 at Georgia (1/18/25)
Field Goals Made: 8 at Duke (12/4/24)
Field Goals Attempted: 15 at Duke (12/4/24)
3-Point Field Goals Made: 5 at Georgia (1/18/25), vs. Houston (11/9/24)
3-Point Field Goals Attempted: 8 (four times)
Free Throws Made: 5 at Georgia (1/18/25), at South Carolina (1/11/25)
Free Throws Attempted: 8 at Georgia (1/18/25)
Rebounds: 4 vs. Oklahoma (2/4/25), vs. Ohio State (12/14/24)
Assists: 5 (four times)
Blocks: 1 (four times)
Steals: 4 vs. Mississippi State (1/14/25)
Minutes Played: 27 vs. Monmouth (12/30/24)
Double-Figure Games: 15
20-Point Games: 3
10-Rebound Games: None
5-Steal Games: None
Double-Doubles: None
Dunks: 4

CAREER HONORS

- 2024 McDonald's High School All-American
- 2024 Jordan Brand Classic Boys National Team

2024-25 GAME-BY-GAME STATISTICS

Opponent	GS	Min.	FG-A	3FG-A	FT-A	O-D-T	PF	A	TO	BLK	STL	PTS
Vermont	19	0-4	0-2	0-0	0-1-1	5	4	2	0	2	0	
vs. Houston	24	7-12	5-8	2-2	1-2-3	3	3	0	0	0	21	
Kent State	23	3-6	1-4	2-2	0-1-1	4	4	2	0	0	9	
North Alabama	20	2-8	1-4	2-2	0-0-0	1	3	1	0	2	7	
vs. Iowa State	19	5-10	2-5	2-2	0-2-2	2	1	1	0	1	14	
vs. North Carolina	20	4-10	2-5	0-0	0-2-2	2	3	1	0	1	10	
vs. Memphis	13	2-5	1-3	1-1	0-0-0	3	1	1	0	1	6	
at Duke	18	8-15	4-8	0-0	0-1-1	4	3	1	0	1	20	
Richmond	22	4-8	4-8	3-3	0-3-3	2	3	2	1	1	15	
vs. Ohio State	24	3-8	3-4	0-0	0-4-4	2	5	2	0	1	9	
Georgia State	26	3-8	1-4	0-0	0-1-1	3	0	2	0	2	7	
vs. Purdue	23	7-12	2-4	2-2	1-2-3	2	5	4	1	0	18	
Monmouth	27	4-9	1-5	0-0	0-1-1	3	5	3	1	1	9	
Missouri	19	3-8	2-5	2-3	0-0-0	3	2	4	0	1	10	
at Texas	17	3-7	1-2	3-3	0-3-3	3	0	1	0	1	10	
at South Carolina	22	4-9	2-5	5-6	1-1-2	0	2	1	0	0	15	
Mississippi State	21	5-11	2-6	0-0	0-0-0	2	3	1	0	4	12	
at Georgia	22	7-13	5-7	5-8	0-3-3	2	2	2	0	2	24	
Tennessee	14	3-9	0-4	2-3	1-1-2	2	1	1	0	3	8	
at LSU	23	4-12	1-5	1-2	2-1-3	2	2	0	0	0	10	
at Ole Miss	24	3-7	1-3	2-2	0-1-1	2	5	3	1	0	9	
Oklahoma	22	3-8	3-8	2-2	0-4-4	4	3	0	0	0	11	
Florida	25	4-11	2-5	4-5	0-2-2	0	3	1	0	1	14	
at Vanderbilt	25	3-6	2-5	1-1	0-3-3	3	2	1	0	1	9	
at Alabama	23	5-10	1-5	2-3	0-1-1	1	0	2	0	0	13	
Arkansas												
Georgia												
Ole Miss												
at Kentucky												
at Texas A&M												
Alabama												


PETTIFORD'S CAREER STATISTICS

SEASON	TEAM	GP-GS	MIN/AVG	Field Goals		3-Point		F-Throws		Rebounds				Scoring						
				FG-FGA	FG%	3FG-3FGA	3FG%	FT-FTA	FT%	OFF	DEF	TOT	AVG	PF-FO	A	TO	BLK	STL	PTS	AVG
2024-25	AU	25-0	537/21.5	99-226	.438	49-124	.395	43-52	.827	6	40	46	1.8	60-1	65	39	3	27	290	11.6
TOTAL		25-0	537/21.5	99-226	.438	49-124	.395	43-52	.827	6	40	46	1.8	60-1	65	39	3	27	290	11.6

1

JP PEGUES

G | 6-2 | 180 | Sr.
Nashville, Tenn.
(Furman)



SEASON SUPERLATIVES

Points: 8 vs. Vermont (11/6/24)
Field Goals Made: 3 vs. Vermont (11/6/24)
Field Goals Attempted: 5 vs. Memphis (11/27/24)
3-Point Field Goals Made: 2 vs. Vermont (11/6/24)
3-Point Field Goals Attempted: 5 vs. Memphis (11/27/24)
Free Throws Made: 2 vs. Kent State (11/13/24), vs. Houston (11/9/24)
Free Throws Attempted: 2 vs. Kent State (11/13/24), vs. Houston (11/9/24)
Rebounds: 4 vs. Vermont (11/6/24)
Assists: 3 vs. Kent State (11/13/24)
Blocks: None
Steals: 2 vs. Vermont (11/6/24)
Minutes Played: 19 vs. Kent State (11/13/24), vs. Vermont (11/6/24)
Double-Figure Games: None
20-Point Games: None
10-Rebound Games: None
5-Steal Games: None
Double-Doubles: None
Dunks: None

CAREER SUPERLATIVES

Points: 35 at Western Carolina (2/28/24)
Field Goals Made: 10 at Western Carolina (2/28/24)
Field Goals Attempted: 22 at Western Carolina (2/28/24)
3-Point Field Goals Made: 7 at Tulane (12/14/23)
3-Point Field Goals Attempted: 15 at Tulane (12/14/23)
Free Throws Made: 11 vs. Samford (3/10/24)
Free Throws Attempted: 14 vs. Samford (3/10/24)
Rebounds: 11 at Chattanooga (1/6/24)
Assists: 12 vs. Bob Jones (12/9/23)
Blocks: 2 vs. Samford (3/10/24), vs. The Citadel (2/2/22)
Steals: 4 vs. Bob Jones (12/9/23)
Minutes Played: 48 at Tulane (12/14/23)
Double-Figure Games: 54
30-Point Games: 2
20-Point Games: 19
10-Assist Games: 1
10-Rebound Games: 1
Double-Doubles: 2
Dunks: 7

CAREER HONORS

- 2023-24 NABC All-District 21 First Team
- 2023-24 All-Southern Conference First Team
- Two-Time Southern Conference All-Tournament Team (2022-23 and 2023-24)
- 2023-24 Preseason All-Southern Conference
- 2022-23 Southern Conference Tournament Most Valuable Player
- SoCon Player of the Week (Feb. 26, 2024)

2024-25 GAME-BY-GAME STATISTICS

Opponent	GS	Min.	FG-A	3FG-A	FT-A	O-D-T	PF	A	TO	BLK	STL	PTS
Vermont	*	19	3-3	2-2	0-0	1-3-4	0	1	0	0	2	8
vs. Houston	*	14	0-2	0-1	2-2	0-0-0	0	0	0	0	1	2
Kent State		19	0-4	0-3	2-2	0-0-0	1	3	0	0	0	2
North Alabama		15	1-3	1-3	0-0	0-3-3	0	1	0	0	0	3
vs. Iowa State		13	0-0	0-0	0-1	0-1-1	0	0	1	0	0	0
vs. North Carolina		12	0-2	0-2	0-0	0-1-1	1	1	0	0	0	0
vs. Memphis		18	1-5	1-5	0-0	1-1-2	0	1	1	0	1	3
at Duke		4	0-2	0-1	0-0	1-1-2	0	1	0	0	0	0
Richmond		4	0-3	0-2	0-0	0-1-1	0	1	0	0	0	0
vs. Ohio State		8	0-1	0-1	0-0	0-0-2	1	2	0	0	0	0
Georgia State		3	1-1	1-1	0-0	0-0-0	0	2	0	0	0	3
vs. Purdue		2	0-1	0-1	0-0	0-0-0	0	0	0	0	0	0
Monmouth		5	0-1	0-1	0-0	1-1-2	0	0	1	0	0	0
Missouri												DNP
at Texas												DNP
at South Carolina												DNP
Mississippi State												DNP
at Georgia												DNP
Tennessee												DNP
at LSU		3	0-0	0-0	0-0	0-0-0	0	0	0	0	0	0
at Ole Miss												DNP
Oklahoma												DNP
Florida												DNP
at Vanderbilt												DNP
at Alabama												DNP
Arkansas												
Georgia												
Ole Miss												
at Kentucky												
at Texas A&M												
Alabama												

PEGUES' CAREER STATISTICS

SEASON	TEAM	GP-GS	MIN/AVG	Field Goals			3-Point		F-Throws		Rebounds				Scoring					
				FG-FGA	FG%	3FG-3FGA	3FG%	FT-FTA	FT%	OFF	DEF	TOT	AVG	PF-FO	A	TO	BLK	STL	PTS	AVG
2021-22	Furman	29-0	365/12.6	34-79	.430	19-53	.358	10-10	1.000	8	33	41	1.4	24-0	31	19	6	7	97	3.3
2022-23	Furman	36-36	1142/31.7	147-357	.412	68-198	.343	68-98	.694	12	120	132	3.7	59-0	140	66	6	21	430	11.9
2023-24	Furman	30-30	1022/34.1	172-410	.420	83-229	.362	126-144	.875	20	109	129	4.3	52-0	144	62	6	35	553	18.4
2024-25	AU	14-2	140/10.0	6-28	.214	5-23	.217	4-5	.800	4	14	18	1.3	3-0	13	3	0	4	21	1.5
TOTAL FOR AU		14-2	140/10.0	6-28	.214	5-23	.217	4-5	.800	4	14	18	1.3	3-0	13	3	0	4	21	1.5
TOTAL		109-68	2669/24.5	359-874	.411	175-503	.348	208-257	.809	44	276	320	2.9	138-0	328	150	18	67	1101	10.1

2

DENVER JONES

G | 6-4 | 205 | Sr.
New Market, Ala.
(FIU)



SEASON SUPERLATIVES

Points: 21 at Vanderbilt (2/11/25)
Field Goals Made: 7 at Vanderbilt (2/11/25)
Field Goals Attempted: 11 at Ole Miss (2/1/25)
3-Point Field Goals Made: 5 at Vanderbilt (2/11/25), vs. Georgia State (12/17/24)
3-Point Field Goals Attempted: 8 vs. Richmond (12/8/24)
Free Throws Made: 6 vs. Mississippi State (1/14/25), vs. Iowa State (11/25/24)
Free Throws Attempted: 6 (three times)
Rebounds: 7 vs. Florida (2/8/25)
Assists: 9 vs. North Alabama (11/18/24)
Blocks: 2 at Texas (1/7/25)
Steals: 4 at LSU (1/29/25)
Minutes Played: 35 at Ole Miss (2/1/25)
Double-Figure Games: 16
20-Point Games: 1
10-Rebound Games: None
5-Steal Games: None
Double-Doubles: None
Dunks: 1

CAREER SUPERLATIVES

Points: 30 at Rice (3/4/23)
Field Goals Made: 10 (three times)
Field Goals Attempted: 23 vs. Louisiana Tech (3/8/23)
3-Point Field Goals Made: 7 vs. Georgia (3/9/24), vs. Southern Miss (2/3/22)
3-Point Field Goals Attempted: 11 at UTSA (1/21/23)
Free Throws Made: 11 vs. UAB (1/7/23)
Free Throws Attempted: 12 vs. Rice (2/19/22)
Rebounds: 13 at Eastern Michigan (12/11/21)
Assists: 9 vs. North Alabama (11/18/24)
Blocks: 2 at Texas (1/7/25)
Steals: 4 (seven times)
Minutes Played: 47 at Eastern Michigan (12/11/21)
Double-Figure Games: 78
30-Point Games: 1
20-Point Games: 21
10-Rebound Games: 1
Double-Doubles: 1
Dunks: 13

CAREER HONORS

- USBWA Oscar Robertson National Player of the Week (Feb. 18, 2024)
- SEC Player of the Week (Feb. 17, 2024)
- Tied for 8th all-time in single-season FT percentage (.863 in 2023-24)
- 2023-24 NABC Honors Court
- 2022-23 All-Conference USA First Team
- Conference USA Freshman of the Week (Dec. 13, 2021)
- 2020-21 Jayhawk Conference Freshman of the Year
- 2020-21 NJCAA All-Region 6 Second Team
- 2020-21 All-Jayhawk Conference First Team

2024-25 GAME-BY-GAME STATISTICS

Opponent	GS	Min.	FG-A	3FG-A	FT-A	O-D-T	PF	A	TO	BLK	STL	PTS
Vermont	*	16	5-6	2-3	4-4	1-1-2	0	2	1	0	1	16
vs. Houston	*	27	1-3	0-2	2-2	1-0-1	0	3	1	0	1	4
Kent State	*	24	3-8	2-7	4-4	1-2-3	0	2	0	1	1	12
North Alabama	*	28	4-6	3-5	2-2	0-1-1	2	9	4	0	2	13
vs. Iowa State	*	30	3-10	0-3	6-6	1-2-3	3	2	1	0	0	12
vs. North Carolina	*	30	2-9	2-5	4-6	0-0-0	4	3	3	0	2	10
vs. Memphis	*	31	3-9	1-4	4-4	1-2-3	1	2	0	0	0	11
at Duke	*	28	0-4	0-1	0-0	1-2-3	0	4	1	0	0	0
Richmond	*	26	3-10	3-8	2-2	1-4-5	0	0	0	0	1	11
vs. Ohio State	*	26	5-6	4-5	0-0	0-1-1	0	1	2	0	0	14
Georgia State	*	22	6-9	5-7	0-0	0-0-0	2	0	1	0	1	17
vs. Purdue	*	27	6-10	3-6	0-0	0-1-1	2	4	1	0	0	15
Monmouth	*	25	3-5	3-3	0-0	1-2-3	1	1	0	0	1	9
Missouri	*	28	3-7	2-6	2-2	0-1-1	1	7	2	0	0	10
at Texas	*	33	3-6	1-3	3-4	0-2-2	3	4	1	2	0	10
at South Carolina	*	24	2-6	0-1	0-0	1-2-3	1	3	2	1	0	4
Mississippi State	*	28	3-8	1-5	6-6	0-1-1	1	3	0	1	2	13
at Georgia	*	27	3-8	1-4	1-2	1-0-1	3	0	3	0	0	8
Tennessee	*	32	0-8	0-5	2-2	0-3-3	1	2	4	0	0	2
at LSU	*	26	3-9	1-4	2-2	0-3-3	2	3	1	0	4	9
at Ole Miss	*	35	5-11	4-7	2-2	0-1-1	2	4	4	0	1	16
Oklahoma	*	27	4-4	3-3	2-2	0-3-3	0	4	1	0	1	13
Florida	*	30	0-4	0-1	2-4	0-7-7	1	1	3	0	1	2
at Vanderbilt	*	28	7-10	5-7	2-2	0-1-1	1	0	4	0	0	21
at Alabama	*	31	5-9	3-5	3-3	0-1-1	3	0	0	1	0	16
Arkansas												
Georgia												
Ole Miss												
at Kentucky												
at Texas A&M												
Alabama												

JONES' CAREER STATISTICS

SEASON	TEAM	GP-GS	MIN/AVG	Field Goals		3-Point		F-Throws		Rebounds				Scoring						
				FG-FGA	FG%	3FG-3FGA	3FG%	FT-FTA	FT%	OFF	DEF	TOT	AVG	PF-FO	A	TO	BLK	STL	PTS	AVG
2021-22	FIU	31-7	832/26.8	114-294	.388	49-142	.345	112-125	.896	22	93	115	3.7	45-0	71	52	2	28	389	12.5
2022-23	FIU	28-28	935/33.4	187-391	.478	59-159	.371	131-155	.845	25	82	107	3.8	45-1	56	90	1	49	564	20.1
2023-24	AU	35-33	766/21.9	99-224	.442	51-122	.418	69-80	.863	19	49	68	1.9	42-0	47	31	3	25	318	9.1
2024-25	AU	25-25	687/27.5	82-185	.443	49-110	.445	55-61	.902	10	43	53	2.1	34-0	64	40	6	19	268	10.7
TOTAL FOR AU		60-58	1453/24.2	181-409	.443	100-232	.431	124-141	.879	29	92	121	2.0	76-0	111	71	9	44	586	9.8
TOTAL		119-93	3221/27.1	482-1094	.441	208-533	.390	367-421	.872	76	267	343	2.9	166-1	238	213	12	121	1539	12.9

3

JAHKI HOWARD

F | 6-6 | 185 | Fr.
Boston, Mass.
(Overtime Elite)



SEASON SUPERLATIVES

Points: 13 vs. Richmond (12/8/24)
Field Goals Made: 5 vs. Richmond (12/8/24)
Field Goals Attempted: 9 vs. Richmond (12/8/24)
3-Point Field Goals Made: 2 vs. Ohio State (12/14/24)
3-Point Field Goals Attempted: 3 vs. Monmouth (12/30/24)
Free Throws Made: 4 vs. Oklahoma (2/4/25), vs. Georgia State (12/17/24)
Free Throws Attempted: 5 vs. Oklahoma (2/4/25)
Rebounds: 4 (three times)
Assists: 1 (three times)
Blocks: 2 vs. Georgia State (12/17/24)
Steals: 2 vs. Georgia State (12/17/24)
Minutes Played: 21 vs. Richmond (12/8/24)
Double-Figure Games: 2
20-Point Games: None
10-Rebound Games: None
5-Steal Games: None
Double-Doubles: None
Dunks: 9

CAREER SUPERLATIVES

Points: 13 vs. Richmond (12/8/24)
Field Goals Made: 5 vs. Richmond (12/8/24)
Field Goals Attempted: 9 vs. Richmond (12/8/24)
3-Point Field Goals Made: 2 vs. Ohio State (12/14/24)
3-Point Field Goals Attempted: 3 vs. Monmouth (12/30/24)
Free Throws Made: 4 vs. Oklahoma (2/4/25), vs. Georgia State (12/17/24)
Free Throws Attempted: 5 vs. Oklahoma (2/4/25)
Rebounds: 4 (three times)
Assists: 1 (three times)
Blocks: 2 vs. Georgia State (12/17/24)
Steals: 2 vs. Georgia State (12/17/24)
Minutes Played: 21 vs. Richmond (12/8/24)
Double-Figure Games: 2
20-Point Games: None
10-Rebound Games: None
5-Steal Games: None
Double-Doubles: None
Dunks: 9

CAREER HONORS

- 2024 King's Hawaiian National Slam Dunk Champion

2024-25 GAME-BY-GAME STATISTICS

Opponent	GS	Min.	FG-A	3FG-A	FT-A	O-D-T	PF	A	TO	BLK	STL	PTS
Vermont	20		3-5	0-1	1-4	1-3-4	3	0	0	1	1	7
vs. Houston	DNP											
Kent State	DNP											
North Alabama	DNP											
vs. Iowa State	DNP											
vs. North Carolina	DNP											
vs. Memphis	2	1-1	0-0	2-2	0-0-0	1	0	0	0	0	0	4
at Duke	DNP											
Richmond	21	5-9	1-2	2-4	2-2-4	3	0	0	0	0	0	13
vs. Ohio State	13	3-4	2-2	3-3	0-0-0	0	0	1	1	0	0	11
Georgia State	14	1-3	1-2	4-4	0-2-2	0	0	1	2	2	0	7
vs. Purdue	20	2-5	1-2	1-2	0-4-4	1	0	0	0	0	0	6
Monmouth	17	3-8	0-3	0-0	0-0-0	2	1	1	0	1	0	6
Missouri	11	1-1	1-1	1-2	1-0-1	2	1	2	0	0	0	4
at Texas	10	3-4	0-1	0-0	1-0-1	0	0	0	0	1	0	6
at South Carolina	7	1-1	1-1	1-2	0-0-0	0	0	0	0	0	0	4
Mississippi State	14	1-3	0-2	0-0	0-0-0	2	0	1	1	0	0	2
at Georgia	10	1-2	0-1	1-2	0-1-1	1	0	0	0	1	0	3
Tennessee	5	0-0	0-0	0-0	0-0-0	0	1	0	0	0	0	0
at LSU	DNP											
at Ole Miss	DNP											
Oklahoma	4	1-3	0-1	4-5	1-1-2	0	0	0	0	0	0	6
Florida	DNP											
at Vanderbilt	DNP											
at Alabama	1	0-0	0-0	0-0	0-0-0	0	0	0	0	0	0	0
Arkansas												
Georgia												
Ole Miss												
at Kentucky												
at Texas A&M												
Alabama												


HOWARD'S CAREER STATISTICS

SEASON	TEAM	GP-GS	MIN/AVG	Field Goals		3-Point		F-Throws		Rebounds				Scoring						
				FG-FGA	FG%	3FG-3FGA	3FG%	FT-FTA	FT%	OFF	DEF	TOT	AVG	PF-FO	A	TO	BLK	STL	PTS	AVG
2024-25	AU	15-0	169/11.2	26-49	.531	7-19	.368	20-30	.667	6	13	19	1.3	15-0	3	6	5	6	79	5.3
TOTAL		15-0	169/11.2	26-49	.531	7-19	.368	20-30	.667	6	13	19	1.3	15-0	3	6	5	6	79	5.3

4

JOHNI BROOME

F/C | 6-10 | 240 | Sr.
Plant City, Fla.
(Morehead State)



SEASON SUPERLATIVES

Points: 30 vs. North Alabama (11/18/24)
Field Goals Made: 13 vs. North Alabama (11/18/24)
Field Goals Attempted: 23 at LSU (1/29/25)
3-Point Field Goals Made: 2 (five times)
3-Point Field Goals Attempted:
 5 vs. Iowa State (11/25/24), vs. Vermont (11/6/24)
Free Throws Made: 7 vs. Oklahoma (2/4/25)
Free Throws Attempted: 10 vs. Monmouth (12/30/24)
Rebounds: 20 vs. Ohio State (12/14/24)
Assists: 6 (six times)
Blocks: 5 vs. Houston (11/9/24)
Steals: 3 vs. Oklahoma (2/4/25)
Minutes Played: 37 at Duke (12/4/24)
Double-Figure Games: 21
30-Point Games: 1
20-Point Games: 12
10-Rebound Games: 15
5-Steal Games: None
Double-Doubles: 15
Dunks: 16

CAREER SUPERLATIVES

Points: 32 vs. Murray State (3/5/22)
Field Goals Made: 13 vs. Murray State (3/5/22)
Field Goals Attempted: 23 at LSU (1/29/25)
3-Point Field Goals Made: 4 vs. South Carolina (2/14/24)
3-Point Field Goals Attempted: 5 (six times)
Free Throws Made: 9 (three times)
Free Throws Attempted: 16 vs. Houston (3/18/23)
Rebounds: 20 vs. Ohio State (12/14/24)
Assists: 7 at Ole Miss (2/3/24)
Blocks: 12 vs. UT Martin (2/16/22)
Steals: 4 vs. Colgate (12/2/22)
Minutes Played: 37 at Duke (12/4/24), at Murray State (1/29/22)
Double-Figure Games: 137
30-Point Games: 3
20-Point Games: 43
10-Rebound Games: 75
Double-Doubles: 75
Dunks: 112

CAREER HONORS

- 2025 John R. Wooden Player of the Year Award Top 20 Late Midseason Watch List
- 2025 Naismith Defensive Player of the Year Award Watch List
- 2025 Midseason Top 10 Karl Malone Power Forward of the Year Award List
- 2024 Maui Invitational and Mattress Firm Battleground 2k24 MVP
- Six-Time SEC Player of the Week (2/5/24, 2/11/24, 12/2/24, 12/16/24, 1/27/25, 2/3/25)
- Jersey Mike's Naismith Trophy Player of the Week (Feb. 3, 2025)
- Ranks 12th all-time in career scoring (1,460)
- Ranks third all-time in career blocked shots (218)
- Preseason Naismith and NABC Division I Player of the Year Candidate
- Preseason Associated Press All-America First Team
- Preseason All-SEC First Team (media and coaches)
- Associated Press All-America Third Team
- NABC Division I All-America Third Team
- USBWA All-America Third Team
- The Sporting News All-America Third Team
- NABC All-District 20 First Team
- 2024 SEC Tournament Most Valuable Player and 2024 SEC All-Tournament Team
- 2024 All-SEC First Team and 2024 SEC All-Defensive Team
- Two-Time Oscar Robertson National POTW (Feb. 5, 2024 and Dec. 3, 2024)

2024-25 GAME-BY-GAME STATISTICS

Opponent	GS	Min.	FG-A	3FG-A	FT-A	O-D-T	PF	A	TO	BLK	STL	PTS
Vermont	*	22	5-11	2-5	0-0	2-5-7	1	2	1	2	1	12
vs. Houston	*	33	10-15	0-4	0-4	4-5-9	4	3	4	5	2	20
Kent State	*	28	8-12	0-2	2-3	2-10-12	3	4	0	3	0	18
North Alabama	*	26	13-17	1-2	3-5	3-14-17	1	1	1	3	0	30
vs. Iowa State	*	36	7-13	2-5	5-6	3-7-10	2	2	1	2	2	21
vs. North Carolina	*	34	9-18	2-4	3-4	6-13-19	1	5	2	3	0	23
vs. Memphis	*	32	8-15	2-4	3-4	4-12-16	3	6	1	4	1	21
at Duke	*	37	8-18	0-3	4-6	5-7-12	5	3	2	1	0	20
Richmond	*	23	5-10	0-2	1-4	1-4-5	1	6	2	2	0	11
vs. Ohio State	*	26	9-18	1-3	2-3	7-13-20	1	6	0	3	1	21
Georgia State	*	2	1-3	0-0	0-0	0-0-0	0	0	0	2	0	2
vs. Purdue	*	30	10-15	1-2	2-3	5-6-11	2	2	1	1	1	23
Monmouth	*	22	4-8	0-2	6-10	4-7-11	1	4	0	3	1	14
Missouri	*	28	9-13	1-2	5-8	0-7-7	4	2	2	4	1	24
at Texas	*	36	7-15	0-1	6-7	4-8-12	3	5	1	3	2	20
at South Carolina	*	24	3-11	0-1	0-1	0-3-3	1	1	0	2	1	6
Mississippi State	DNP											
at Georgia	DNP											
Tennessee		33	7-20	1-3	1-3	8-6-14	1	2	1	4	0	16
at LSU	*	33	10-23	0-2	6-7	11-5-16	2	0	2	3	1	26
at Ole Miss	*	32	7-14	2-2	4-7	6-6-12	3	4	3	2	0	20
Oklahoma	*	26	4-8	0-1	7-9	0-5-5	1	6	3	3	3	15
Florida	*	30	8-19	1-3	1-2	6-5-11	2	6	1	2	0	18
at Vanderbilt	*	30	6-16	0-3	5-8	1-6-7	1	2	0	3	0	17
at Alabama	*	33	7-16	2-4	3-9	3-11-14	3	6	2	2	1	19
Arkansas												
Georgia												
Ole Miss												
at Kentucky												
at Texas A&M												
Alabama												

BROOME'S CAREER STATISTICS

SEASON	TEAM	Field Goals					3-Point		F-Throws		Rebounds				Scoring					
		GP-GS	MIN/AVG	FG-FGA	FG%	3FG-3FGA	3FG%	FT-FTA	FT%	OFF	DEF	TOT	AVG	PF-FO	A	TO	BLK	STL	PTS	AVG
2020-21	More	30-27	776/25.9	172-302	.570	0-0	.000	68-110	.618	91	179	270	9.0	61-0	20	57	56	18	412	13.7
2021-22	More	34-34	961/28.3	244-440	.555	0-5	.000	84-132	.636	112	246	358	10.5	84-1	41	81	131	24	572	16.8
2022-23	AU	33-33	875/26.5	194-368	.527	9-31	.290	70-125	.560	96	181	277	8.4	99-4	44	57	78	29	467	14.2
2023-24	AU	35-34	868/24.8	218-398	.548	28-79	.354	112-182	.615	86	213	299	8.5	84-2	77	56	78	31	576	16.5
2024-25	AU	23-22	657/28.6	165-328	.503	18-60	.300	69-113	.611	85	165	250	10.9	46-1	78	30	62	18	417	18.1
TOTAL FOR AU		91-89	2400/26.4	577-1094	.527	55-170	.324	251-420	.598	267	559	826	9.1	229-7	199	143	218	78	1460	16.0
TOTAL		155-150	4136/26.7	993-1836	.541	55-175	.314	403-662	.609	470	984	1454	9.4	374-8	260	281	405	120	2444	15.8

5

CHRIS MOORE

F | 6-6 | 220 | Gr.
West Memphis, Ark.
(West Memphis HS)



SEASON SUPERLATIVES

Points: 6 vs. Oklahoma (2/4/25)
Field Goals Made: 2 at Vanderbilt (2/11/25), vs. Oklahoma (2/4/25)
Field Goals Attempted: 3 (three times)
3-Point Field Goals Made: 1 at Texas (1/7/25), vs. Georgia State (12/17/14)
3-Point Field Goals Attempted: 3 at Alabama (2/15/25)
Free Throws Made: 2 vs. Oklahoma (2/4/25), vs. Richmond (12/8/24)
Free Throws Attempted: 2 (three times)
Rebounds: 5 at LSU (1/29/25)
Assists: 2 (three times)
Blocks: 1 (four times)
Steals: 2 vs. Georgia State (12/17/14), vs. North Carolina (11/26/24)
Minutes Played: 16 (three times)
Double-Figure Games: None
20-Point Games: None
10-Rebound Games: None
5-Steal Games: None
Double-Doubles: None
Dunks: None

CAREER SUPERLATIVES

Points: 16 vs. ULM (11/12/21)
Field Goals Made: 5 at Washington (12/21/22), vs. ULM (11/12/21)
Field Goals Attempted: 9 vs. ULM (11/12/21)
3-Point Field Goals Made:
 3 vs. Texas Southern (11/18/22), vs. Missouri (1/26/21)
3-Point Field Goals Attempted:
 4 vs. Georgia (2/1/23), vs. Texas Southern (11/18/22)
Free Throws Made: 6 vs. ULM (11/12/21)
Free Throws Attempted: 6 at USC (12/18/22), vs. ULM (11/12/21)
Rebounds: 7 vs. Texas Southern (11/18/22)
Assists: 5 vs. Chattanooga (12/30/23)
Blocks: 2 vs. Baylor (11/7/23), vs. Yale (12/4/21)
Steals: 3 (three times)
Minutes Played: 25 at Alabama (3/1/23), vs. Florida (12/28/22)
Double-Figure Games: 6
20-Point Games: None
10-Rebound Games: None
Double-Doubles: None
Dunks: 10

CAREER HONORS

- Ranks second all-time in career games played (140)

2024-25 GAME-BY-GAME STATISTICS

Opponent	GS	Min.	FG-A	3FG-A	FT-A	O-D-T	PF	A	TO	BLK	STL	PTS
Vermont	11	0-2	0-2	0-0	0-3-3	2	0	1	0	0	0	0
vs. Houston	16	1-2	0-0	0-0	0-0-0	2	0	0	1	0	2	
Kent State	10	1-2	0-0	0-0	2-1-3	1	0	1	0	0	2	
North Alabama	11	0-0	0-0	0-0	0-0-0	4	0	0	0	0	0	0
vs. Iowa State	11	0-0	0-0	0-0	1-0-1	1	2	0	0	0	0	0
vs. North Carolina	12	0-0	0-0	0-0	1-1-2	1	0	0	0	2	0	0
vs. Memphis	16	1-2	0-1	0-0	1-0-1	1	2	0	0	1	2	
at Duke	13	1-3	0-2	0-0	0-3-3	1	0	1	0	0	2	
Richmond	12	0-0	0-0	2-2	2-2-4	3	2	1	0	0	2	
vs. Ohio State	13	0-0	0-0	0-0	1-2-3	1	0	0	1	0	0	0
Georgia State	13	1-1	1-1	0-0	0-1-1	4	1	0	1	2	3	
vs. Purdue	11	0-0	0-0	0-0	1-0-1	0	0	0	0	0	0	0
Monmouth	10	0-1	0-1	0-0	0-4-4	1	1	1	0	0	0	0
Missouri	6	0-0	0-0	0-0	0-0-0	0	0	1	0	0	0	0
at Texas	8	1-3	1-2	0-0	0-0-0	3	0	0	0	0	3	
at South Carolina	4	0-0	0-0	0-0	0-0-0	0	0	0	0	0	0	0
Mississippi State	12	1-1	0-0	0-0	0-2-2	0	0	0	0	0	2	
at Georgia	3	0-0	0-0	0-0	0-2-2	0	0	0	0	0	0	0
Tennessee	3	0-0	0-0	0-0	0-3-3	0	1	0	0	0	0	0
at LSU	10	0-0	0-0	0-0	4-1-5	3	1	0	0	0	0	0
at Ole Miss	11	0-1	0-1	0-0	0-1-1	2	0	0	0	0	0	0
Oklahoma	16	2-2	0-0	2-2	0-3-3	0	1	1	0	0	6	
Florida	11	0-0	0-0	1-2	0-1-1	1	0	1	0	1	1	
at Vanderbilt	*	2-2	0-0	0-0	1-0-1	2	0	0	0	0	4	
at Alabama	*	9	0-3	0-3	0-0	0-1-1	2	0	0	1	1	0
Arkansas												
Georgia												
Ole Miss												
at Kentucky												
at Texas A&M												
Alabama												

MOORE'S CAREER STATISTICS

SEASON	TEAM	GP-GS	MIN/AVG	Field Goals		3-Point		F-Throws		Rebounds				Scoring						
				FG-FGA	FG%	3FG-3FGA	3FG%	FT-FTA	FT%	OFF	DEF	TOT	AVG	PF-FO	A	TO	BLK	STL	PTS	AVG
2020-21	AU	25-0	281/11.3	27-48	.563	6-15	.400	11-19	.579	28	23	51	2.0	28-0	12	18	6	8	71	2.8
2021-22	AU	25-0	185/7.4	16-37	.432	0-5	.000	10-15	.667	20	15	35	1.4	19-0	6	15	4	8	42	1.7
2022-23	AU	31-16	448/14.5	37-75	.493	9-22	.409	25-35	.714	36	30	66	2.1	47-0	19	21	9	15	108	3.5
2023-24	AU	34-26	476/14.0	31-65	.477	6-23	.261	17-22	.773	28	33	61	1.8	40-0	26	17	10	15	85	2.5
2024-25	AU	25-2	265/10.6	11-25	.440	2-13	.154	5-6	.833	14	31	45	1.8	35-0	11	8	4	7	29	1.2
TOTAL		140-44	1657/11.8	122-250	.488	23-78	.295	68-97	.701	126	132	258	1.8	169-0	74	79	33	53	335	2.4

8

JA'HEIM HUDSON

F | 6-7 | 230 | Sr.
Hinesville, Ga.
(SMU)



SEASON SUPERLATIVES

Points: 7 at LSU (1/29/25)
Field Goals Made: 3 at LSU (1/29/25)
Field Goals Attempted: 6 vs. Ohio State (12/14/24)
3-Point Field Goals Made: 1 at LSU (1/29/25), vs. Ohio State (12/14/24)
3-Point Field Goals Attempted: 4 vs. Ohio State (12/14/24)
Free Throws Made: 1 at Georgia (1/18/25)
Free Throws Attempted: 2 at Georgia (1/18/25)
Rebounds: 3 at Georgia (1/18/25), vs. Georgia State (12/17/24)
Assists: 3 vs. Georgia State (12/17/24)
Blocks: 1 vs. Monmouth (12/30/24), vs. Ohio State (12/14/24)
Steals: 2 at Georgia (1/18/25)
Minutes Played: 19 at Georgia (1/18/25)
Double-Figure Games: None
20-Point Games: None
10-Rebound Games: None
5-Steal Games: None
Double-Doubles: None
Dunks: 2

CAREER SUPERLATIVES

Points: 26 vs. Coastal Carolina (1/14/23)
Field Goals Made: 10 vs. Georgia Tech (11/12/22)
Field Goals Attempted: 13 vs. Coastal Carolina (1/14/23), vs. Coastal Carolina (1/22/22)
3-Point Field Goals Made: 4 vs. Coastal Carolina (1/14/23)
3-Point Field Goals Attempted: 7 vs. Coastal Carolina (1/14/23)
Free Throws Made: 6 vs. Coastal Carolina (1/22/22)
Free Throws Attempted: 8 vs. Coastal Carolina (1/22/22)
Rebounds: 13 vs. Middle Georgia State (12/1/22)
Assists: 4 vs. Houston Christian (12/19/23)
Blocks: 4 at Georgia Southern (2/19/22)
Steals: 3 at Marshall (1/28/23)
Minutes Played: 39 at Old Dominion (1/19/23)
Double-Figure Games: 20
20-Point Games: 3
10-Rebound Games: 7
Double-Doubles: 4
Dunks: 12

2024-25 GAME-BY-GAME STATISTICS

Opponent	GS	Min.	FG-A	3FG-A	FT-A	O-D-T	PF	A	TO	BLK	STL	PTS
Vermont		16	1-2	0-1	0-0	1-1-2	0	2	0	0	0	2
vs. Houston		DNP										
Kent State		DNP										
North Alabama		DNP										
vs. Iowa State		4	0-1	0-1	0-0	0-1-1	0	1	0	0	0	0
vs. North Carolina		DNP										
vs. Memphis		2	0-0	0-0	0-0	0-0-0	0	0	1	0	0	0
at Duke		DNP										
Richmond		5	1-1	0-0	0-0	0-1-1	0	1	0	0	1	2
vs. Ohio State		5	2-6	1-4	0-0	0-0-0	1	0	0	1	0	5
Georgia State		17	2-2	0-0	0-0	1-2-3	2	3	0	0	0	4
vs. Purdue		3	0-1	0-1	0-0	0-0-0	1	0	0	0	0	0
Monmouth		7	2-5	0-1	0-0	1-0-1	2	0	0	1	0	4
Missouri		3	0-1	0-0	0-0	1-0-1	0	0	0	0	0	0
at Texas		DNP										
at South Carolina		5	0-0	0-0	0-0	0-0-0	1	0	0	0	0	0
Mississippi State		4	0-1	0-0	0-0	1-0-1	1	0	0	0	0	0
at Georgia		19	2-3	0-1	1-2	3-0-3	3	0	1	0	2	5
Tennessee		3	0-0	0-0	0-0	0-0-0	0	0	0	0	0	0
at LSU		9	3-3	1-1	0-0	0-2-2	2	1	0	0	0	7
at Ole Miss		6	1-2	0-1	0-0	0-1-1	1	0	0	0	0	2
Oklahoma		6	0-3	0-1	0-0	0-0-0	0	0	0	0	1	0
Florida		4	0-0	0-0	0-0	1-0-1	1	1	0	0	0	0
at Vanderbilt		4	0-0	0-0	0-0	0-0-0	0	0	0	0	0	0
at Alabama		2	0-0	0-0	0-0	0-0-0	0	0	0	0	0	0
Arkansas												
Georgia												
Ole Miss												
at Kentucky												
at Texas A&M												
Alabama												

HUDSON'S CAREER STATISTICS

SEASON	TEAM	GP-GS	MIN/AVG	Field Goals			3-Point		F-Throws		Rebounds				Scoring					
				FG-FGA	FG%	3FG-3FGA	3FG%	FT-FTA	FT%	OFF	DEF	TOT	AVG	PF-FO	A	TO	BLK	STL	PTS	AVG
2021-22	GSU	27-12	531/19.7	50-114	.439	8-25	.320	27-40	.675	60	65	125	4.6	59-2	9	28	23	10	135	5.0
2022-23	GSU	29-22	776/26.8	112-241	.465	17-63	.270	53-68	.779	64	134	198	6.8	76-2	28	64	22	27	294	10.1
2023-24	SMU	31-1	470/15.2	56-129	.434	18-56	.321	36-45	.800	47	57	104	3.4	54-1	28	25	17	18	166	5.4
2024-25	AU	19-0	125/6.6	14-31	.452	2-12	.167	1-2	.500	9	8	17	0.9	15-0	9	2	2	4	31	1.6
TOTAL FOR AU		19-0	125/6.6	14-31	.452	2-12	.167	1-2	.500	9	8	17	0.9	15-0	9	2	2	4	31	1.6
TOTAL		106-35	1902/17.9	232-515	.450	45-156	.288	117-155	.755	180	264	444	4.2	204-5	74	119	64	59	626	5.9

10

CHAD BAKER-MAZARA

G/F | 6-7 | 180 | Sr.
Santo Domingo, Dominican Republic
(NW Florida State College)



SEASON SUPERLATIVES

Points: 20 vs. Mississippi State (1/14/25)
Field Goals Made: 8 vs. Mississippi State (1/14/25)
Field Goals Attempted: 16 at Georgia (1/18/25)
3-Point Field Goals Made: 4 at Ole Miss (2/1/25)
3-Point Field Goals Attempted: 8 vs. Monmouth (12/30/24)
Free Throws Made: 11 vs. Georgia State (12/17/24)
Free Throws Attempted: 11 vs. Georgia State (12/17/24)
Rebounds: 7 vs. North Carolina (11/26/24)
Assists: 7 at LSU (1/29/25)
Blocks: 2 (four times)
Steals: 4 vs. Purdue (12/21/24)
Minutes Played: 33 vs. Tennessee (1/25/25)
Double-Figure Games: 18
20-Point Games: 1
10-Rebound Games: None
5-Steal Games: None
Double-Doubles: None
Dunks: 8

CAREER SUPERLATIVES

Points: 25 at Georgia (2/24/24)
Field Goals Made: 8 (three times)
Field Goals Attempted: 16 at Georgia (1/18/25)
3-Point Field Goals Made: 7 at Fordham (1/27/21)
3-Point Field Goals Attempted: 11 at Fordham (1/27/21)
Free Throws Made: 11 vs. Georgia State (12/17/24)
Free Throws Attempted: 11 vs. Georgia State (12/17/24), vs. Alabama (2/7/24)
Rebounds: 9 at Ole Miss (2/3/24)
Assists: 7 at LSU (1/29/25)
Blocks: 3 vs. Rhode Island (2/27/21)
Steals: 5 vs. LSU (1/13/24)
Minutes Played: 34 vs. Rhode Island (1/20/21)
Double-Figure Games: 50
20-Point Games: 5
10-Rebound Games: None
5-Steal Games: 1
Double-Doubles: None
Dunks: 31

CAREER HONORS

- Midseason Top 10 Julius Erving Small Forward of the Year Award Watch List
- SEC and school-record holder for consecutive free throws made (51)
- 2024 Maui Invitational All-Tournament Team
- Preseason All-SEC Third Team (media and coaches)
- Ranks 4th all-time in single-season FT percentage (.876 in 2023-24)
- 2024 SEC All-Tournament Team
- 2023 NJCAA Region 8 Most Outstanding Player
- 2023 NJCAA Region 8 All-Tournament Team
- 2023 All-Panhandle Conference First Team
- 2021-22 Mountain West Conference Sixth Man of the Year

2024-25 GAME-BY-GAME STATISTICS


Opponent	GS	Min.	FG-A	3FG-A	FT-A	O-D-T	PF	A	TO	BLK	STL	PTS
Vermont	*	17	4-8	3-7	0-0	0-3-3	3	2	2	1	0	11
vs. Houston	*	18	2-3	1-2	2-2	0-2-2	4	2	2	0	1	7
Kent State	*	19	3-7	0-2	6-8	0-2-2	2	1	1	0	2	12
North Alabama	*	24	4-7	3-6	1-2	0-2-2	1	2	2	0	1	12
vs. Iowa State	*	22	5-8	3-4	5-5	0-3-3	4	1	3	0	2	18
vs. North Carolina	*	28	4-8	2-6	4-4	1-6-7	3	0	0	0	1	14
vs. Memphis	*	25	5-6	1-2	3-3	2-1-3	2	5	3	0	0	14
at Duke	*	30	5-8	2-2	5-5	1-1-2	0	3	2	1	0	17
Richmond	*	19	5-8	1-3	2-2	1-5-6	1	5	1	1	1	13
vs. Ohio State	*	22	2-7	0-3	4-4	1-3-4	2	0	0	0	0	8
Georgia State	*	25	4-11	0-4	11-11	2-2-4	3	6	1	0	1	19
vs. Purdue	*	23	4-7	0-2	0-0	1-4-5	3	6	1	2	4	8
Monmouth	*	22	3-8	3-8	4-4	1-2-3	1	4	0	0	1	13
Missouri	*	25	3-4	2-3	5-5	1-2-3	3	2	1	0	3	13
at Texas	*	28	4-8	1-3	7-8	0-5-5	2	3	2	2	1	16
at South Carolina	*	33	4-9	0-3	0-0	1-4-5	2	1	1	1	2	8
Mississippi State	*	25	8-11	3-5	1-2	0-2-2	3	1	2	2	1	20
at Georgia	*	31	5-16	3-6	0-0	1-5-6	2	1	0	0	1	13
Tennessee	*	33	0-5	0-2	7-7	0-5-5	4	1	1	2	2	7
at LSU	*	31	3-12	1-4	4-6	1-1-2	1	7	2	1	3	11
at Ole Miss	*	30	6-10	4-6	2-3	0-2-2	4	3	2	0	1	18
Oklahoma	*	20	5-11	1-5	4-5	1-1-2	5	1	1	0	1	15
Florida	*	19	2-6	1-3	1-1	0-1-1	3	2	1	0	0	6
at Vanderbilt		28	0-6	0-4	0-0	1-1-2	3	4	2	0	2	0
at Alabama		24	4-7	2-3	5-5	0-5-5	5	3	0	1	1	15
Arkansas												
Georgia												
Ole Miss												
at Kentucky												
at Texas A&M												
Alabama												

BAKER-MAZARA'S CAREER STATISTICS

SEASON	TEAM	GP-GS	MIN/AVG	Field Goals			3-Point		F-Throws		Rebounds				Scoring					
				FG-FGA	FG%	3FG-3FGA	3FG%	FT-FTA	FT%	OFF	DEF	TOT	AVG	PF-FO	A	TO	BLK	STL	PTS	AVG
2020-21	DU	15-13	364/24.3	46-105	.438	25-60	.417	26-32	.813	10	33	43	2.9	45-4	17	13	13	15	143	9.5
2021-22	SDSU	31-0	399/12.9	66-157	.420	22-56	.393	44-49	.898	9	54	63	2.0	45-0	18	23	14	21	198	6.4
2023-24	AU	35-9	759/21.7	103-228	.452	38-91	.418	106-121	.876	31	97	128	3.7	86-1	77	39	17	36	350	10.0
2024-25	AU	25-23	620/24.8	94-201	.468	37-98	.378	83-92	.902	16	70	86	3.4	66-2	66	33	14	32	308	12.3
TOTAL FOR AU		60-32	1380/23.0	197-429	.459	75-189	.397	189-213	.887	47	167	214	3.6	152-3	143	72	31	68	658	11.0
TOTAL		106-45	2143/20.2	309-691	.447	122-305	.400	259-294	.881	66	254	320	3.0	242-7	178	108	58	104	999	9.4

13

MILES KELLY
 G | 6-6 | 190 | Sr.
 Stone Mountain, Ga.
 (Georgia Tech)



SEASON SUPERLATIVES

Points: 22 vs. Florida (2/8/25)
Field Goals Made: 8 vs. Florida (2/8/25)
Field Goals Attempted: 18 vs. Florida (2/8/25)
3-Point Field Goals Made: 7 vs. Vermont (11/6/24)
3-Point Field Goals Attempted: 9 (three times)
Free Throws Made: 7 at Alabama (2/15/25)
Free Throws Attempted: 8 at Alabama (2/15/25)
Rebounds: 10 vs. Mississippi State (1/14/25)
Assists: 3 vs. North Alabama (11/18/24)
Blocks: 2 vs. Georgia State (12/17/24)
Steals: 3 (three times)
Minutes Played: 37 at Duke (12/4/24)
Double-Figure Games: 14
20-Point Games: 2
10-Rebound Games: 1
5-Steal Games: None
Double-Doubles: 1
Dunks: 2

CAREER SUPERLATIVES

Points: 36 at Louisville (2/10/24)
Field Goals Made: 11 at Louisville (2/10/24)
Field Goals Attempted: 24 vs. Howard (11/9/23)
3-Point Field Goals Made: 7 (four times)
3-Point Field Goals Attempted: 15 vs. Notre Dame (1/9/24)
Free Throws Made: 8 (three times)
Free Throws Attempted: 13 vs. Howard (11/9/23)
Rebounds: 12 vs. Mississippi State (11/28/23)
Assists: 6 vs. Penn State (12/16/23)
Blocks: 2 vs. Georgia State (12/17/24), vs. UMass Lowell (11/14/23)
Steals: 3 (six times)
Minutes Played: 42 at Clemson (1/16/24)
Double-Figure Games: 63
20-Point Games: 15
30-Point Games: 2
10-Rebound Games: 5
Double-Doubles: 5
Dunks: 17

CAREER HONORS

• 2023-24 All-Atlantic Coast Conference Honorable Mention

2024-25 GAME-BY-GAME STATISTICS

Opponent	GS	Min.	FG-A	3FG-A	FT-A	O-D-T	PF	A	TO	BLK	STL	PTS
Vermont		18	7-11	7-9	0-0	0-3-3	0	0	0	1	1	21
vs. Houston		21	2-7	1-5	0-0	1-1-2	4	0	1	0	0	5
Kent State	*	29	1-5	1-3	0-0	0-2-2	1	1	0	0	0	3
North Alabama	*	25	4-8	2-5	2-3	0-3-3	0	3	1	1	0	12
vs. Iowa State	*	30	5-13	2-9	0-0	0-2-2	3	2	3	1	0	12
vs. North Carolina	*	21	5-10	3-7	2-2	0-2-2	3	0	0	0	0	15
vs. Memphis	*	13	1-2	0-1	0-0	0-1-1	0	0	0	0	0	2
at Duke	*	37	5-7	4-5	0-0	0-3-3	4	0	0	0	3	14
Richmond	*	23	4-7	4-5	3-3	1-4-5	1	2	0	0	3	15
vs. Ohio State	*	15	3-8	2-6	0-0	0-0-0	3	0	0	1	2	8
Georgia State	*	28	1-6	0-5	4-4	0-4-4	0	1	1	2	1	6
vs. Purdue	*	27	2-8	1-5	0-0	0-3-3	2	1	0	1	1	5
Monmouth	*	20	2-7	1-4	3-3	0-4-4	0	2	0	0	0	8
Missouri	*	32	2-6	1-3	1-2	0-5-5	3	1	1	1	1	6
at Texas	*	29	6-12	4-6	2-3	1-2-3	4	1	2	0	0	18
at South Carolina	*	34	5-10	4-8	0-0	1-5-6	2	1	1	0	0	14
Mississippi State	*	29	4-8	3-5	2-2	2-8-10	4	0	1	0	2	13
at Georgia	*	32	4-8	1-4	4-4	0-5-5	1	0	1	0	1	13
Tennessee	*	34	2-8	2-4	0-0	1-3-4	4	2	2	1	0	6
at LSU	*	29	5-10	2-7	1-2	1-2-3	2	1	1	0	3	13
at Ole Miss	*	23	4-8	3-6	4-4	0-1-1	4	1	0	0	1	15
Oklahoma	*	25	4-11	1-7	0-0	1-3-4	3	0	0	1	1	9
Florida	*	35	8-18	3-9	3-3	1-2-3	1	1	0	1	1	22
at Vanderbilt	*	26	1-5	1-3	0-0	0-2-2	2	1	0	0	1	3
at Alabama	*	32	3-9	2-6	7-8	1-7-8	2	2	0	0	0	15
Arkansas												
Georgia												
Ole Miss												
at Kentucky												
at Texas A&M												
Alabama												

KELLY'S CAREER STATISTICS

SEASON	TEAM	GP-GS	MIN/AVG	Field Goals			3-Point		F-Throws		Rebounds				Scoring					
				FG-FGA	FG%	3FG-3FGA	3FG%	FT-FTA	FT%	OFF	DEF	TOT	AVG	PF-FO	A	TO	BLK	STL	PTS	AVG
2021-22	GaTech	30-1	434/14.5	48-118	.407	26-75	.347	13-18	.722	7	36	43	1.4	30-0	15	19	3	15	135	4.5
2022-23	GaTech	33-27	1070/32.4	167-407	.410	89-235	.379	53-59	.898	10	102	112	3.4	71-0	43	49	2	24	476	14.4
2023-24	GaTech	32-32	1018/31.8	150-406	.369	69-215	.321	77-105	.733	31	144	175	5.5	78-1	59	63	8	25	446	13.9
2024-25	AU	25-23	664/26.6	90-212	.425	55-137	.401	38-43	.884	11	77	88	3.5	53-0	23	15	11	22	273	10.9
TOTAL FOR AU		25-23	664/26.6	90-212	.425	55-137	.401	38-43	.884	11	77	88	3.5	53-0	23	15	11	22	273	10.9
TOTAL		120-83	3185/26.5	455-1143	.398	239-662	.361	181-225	.804	59	359	418	3.5	232-1	140	146	24	86	1330	11.1

23

ADDARIN SCOTT

F | 6-9 | 207 | Sr.
Dallas, Texas
(Navarro College)



SEASON SUPERLATIVES

Points: None
Field Goals Made: None
Field Goals Attempted: None
3-Point Field Goals Made: None
3-Point Field Goals Attempted: None
Free Throws Made: None
Free Throws Attempted: None
Rebounds: None
Assists: None
Blocks: None
Steals: None
Minutes Played: None
Double-Figure Games: None
20-Point Games: None
10-Rebound Games: None
5-Steal Games: None
Double-Doubles: None
Dunks: None

CAREER SUPERLATIVES

Points: 2 (three times)
Field Goals Made: 1 vs. Vanderbilt (1/31/24), vs. Ole Miss (1/20/24)
Field Goals Attempted: 1 (three times)
3-Point Field Goals Made: None
3-Point Field Goals Attempted: None
Free Throws Made: 2 vs. Alabama A&M (11/21/23)
Free Throws Attempted: 2 vs. Alabama A&M (11/21/23)
Rebounds: 2 vs. Chattanooga (12/30/23), vs. Alabama A&M (11/21/23)
Assists: 1 at Arkansas (1/6/24)
Blocks: 2 vs. Ole Miss (1/20/24)
Steals: 1 vs. South Carolina (3/15/24)
Minutes Played: 2 (six times)
Double-Figure Games: None
20-Point Games: None
10-Rebound Games: None
Double-Doubles: None
Dunks: 1

2024-25 GAME-BY-GAME STATISTICS

Opponent	GS	Min.	FG-A	3FG-A	FT-A	O-D-T	PF	A	TO	BLK	STL	PTS
Vermont			DNP									
vs. Houston			DNP									
Kent State			DNP									
North Alabama			DNP									
vs. Iowa State			DNP									
vs. North Carolina			DNP									
vs. Memphis			DNP									
at Duke			DNP									
Richmond			DNP									
vs. Ohio State			DNP									
Georgia State			DNP									
vs. Purdue			DNP									
Monmouth			DNP									
Missouri			DNP									
at Texas			DNP									
at South Carolina			DNP									
Mississippi State			DNP									
at Georgia			DNP									
Tennessee			DNP									
at LSU			DNP									
at Ole Miss			DNP									
Oklahoma			DNP									
Florida			DNP									
at Vanderbilt			DNP									
at Alabama			DNP									
Arkansas												
Georgia												
Ole Miss												
at Kentucky												
at Texas A&M												
Alabama												

SCOTT'S CAREER STATISTICS

		Field Goals		3-Point		F-Throws		Rebounds				Scoring								
SEASON	TEAM	GP-GS	MIN/AVG	FG-FGA	FG%	3FG-3FGA	3FG%	FT-FTA	FT%	OFF	DEF	TOT	AVG	PF-FO	A	TO	BLK	STL	PTS	AVG
2023-24	AU	15-0	22/1.5	2-3	.667	0-0	.000	2-2	1.000	2	4	6	0.4	4-0	1	2	3	1	6	0.4
TOTAL		15-0	22/1.5	2-3	.667	0-0	.000	2-2	1.000	2	4	6	0.4	4-0	1	2	3	1	6	0.4

31

CHANEY JOHNSON

G | 6-7 | 220 | Jr.
Alabaster, Ala.
(UAH)



SEASON SUPERLATIVES

Points: 26 vs. Georgia State (12/17/24)
Field Goals Made: 12 vs. Georgia State (12/17/24)
Field Goals Attempted: 14 vs. Georgia State (12/17/24)
3-Point Field Goals Made: 2 (four times)
3-Point Field Goals Attempted: 4 at Alabama (2/15/25)
Free Throws Made: 6 vs. Monmouth (12/30/24)
Free Throws Attempted: 7 vs. Houston (11/9/24)
Rebounds: 10 vs. Houston (11/9/24)
Assists: 5 vs. Purdue (12/21/24)
Blocks: 4 vs. Mississippi State (1/14/25)
Steals: 2 (five times)
Minutes Played: 35 at Georgia (1/18/25)
Double-Figure Games: 13
20-Point Games: 2
10-Rebound Games: 1
5-Steal Games: None
Double-Doubles: 1
Dunks: 18

CAREER SUPERLATIVES (DIVISION I AND II)

Points: 35 vs. Embry-Riddle (11/7/21)
Field Goals Made: 13 vs. Embry-Riddle (11/7/21)
Field Goals Attempted: 23 vs. Lee (2/12/22)
3-Point Field Goals Made: 5 vs. Embry-Riddle (11/7/21)
3-Point Field Goals Attempted: 6 vs. Embry-Riddle (11/7/21)
Free Throws Made: 10 vs. Mississippi College (2/4/23)
Free Throws Attempted: 14 vs. Mississippi College (2/4/23)
Rebounds: 12 vs. Lee (12/2/22), vs. West Georgia (3/1/22)
Assists: 6 vs. Montevallo (1/18/23)
Blocks: 4 vs. Mississippi State (1/14/25)
Steals: 4 vs. Union (3/6/22)
Minutes Played: 38 at West Alabama (11/28/22)
Double-Figure Games: 87
30-Point Games: 1
20-Point Games: 19
10-Rebound Games: 7
Double-Doubles: 6
Dunks: 82

CAREER HONORS

- 2023 Alabama Sports Writers Association Small College Athlete of the Year
- 2023 Gulf South Conference Player of the Year
- Two-Time NABC Division II All-District South Team (2022 and 2023)
- Two-Time All-Gulf South Conference First Team (2022 and 2023)
- Three-Time GSC Academic Honor Roll (2020-21, 2021-22, 2022-23)

2024-25 GAME-BY-GAME STATISTICS

Opponent	GS	Min.	FG-A	3FG-A	FT-A	O-D-T	PF	A	TO	BLK	STL	PTS
Vermont	16	6-8	0-2	1-3	1-8-9	0	0	0	1	0	13	
vs. Houston	31	3-6	0-1	5-7	2-8-10	3	3	3	1	0	11	
Kent State	29	8-11	2-3	0-0	1-4-5	0	4	1	2	0	18	
North Alabama	24	4-6	0-1	0-1	2-3-5	2	2	1	1	1	8	
vs. Iowa State	10	2-2	0-0	0-0	1-2-3	4	0	1	0	0	4	
vs. North Carolina	34	5-10	0-1	1-1	3-5-8	3	3	1	2	0	11	
vs. Memphis	19	4-7	1-3	0-0	0-2-2	4	0	1	1	1	9	
at Duke	22	2-7	0-3	1-1	3-3-6	3	2	0	0	0	5	
Richmond	20	2-4	0-0	3-4	3-3-6	2	1	0	0	1	7	
vs. Ohio State	18	1-4	0-2	3-4	2-2-4	4	2	0	2	0	5	
Georgia State	30	12-14	0-1	2-5	3-5-8	3	4	3	0	2	26	
vs. Purdue	15	2-4	2-3	0-0	0-4-4	2	5	2	0	1	6	
Monmouth	19	3-5	0-2	6-6	0-2-2	0	2	1	0	1	12	
Missouri	31	5-7	1-1	2-2	2-5-7	3	2	2	1	2	13	
at Texas	22	2-6	0-3	0-0	0-2-2	2	2	1	2	1	4	
at South Carolina	22	4-7	1-2	0-0	2-2-4	3	2	1	1	0	9	
Mississippi State	* 34	7-10	1-1	2-2	2-6-8	4	1	1	4	1	17	
at Georgia	* 35	1-9	0-0	0-0	2-4-6	3	1	2	1	0	2	
Tennessee	* 25	5-8	0-2	0-0	3-1-4	2	0	0	1	1	10	
at LSU	17	2-7	2-2	1-2	1-5-6	5	0	1	0	2	7	
at Ole Miss	15	1-3	0-1	0-0	2-1-3	3	1	0	0	0	2	
Oklahoma	27	4-6	0-0	5-6	2-6-8	2	3	1	1	1	13	
Florida	21	6-9	0-1	1-1	1-0-1	3	1	0	1	2	13	
at Vanderbilt	28	9-10	1-2	1-2	2-3-5	1	0	1	0	2	20	
at Alabama	33	5-10	2-4	2-2	1-4-5	3	1	0	1	0	14	
Arkansas												
Georgia												
Ole Miss												
at Kentucky												
at Texas A&M												
Alabama												


JOHNSON'S CAREER STATISTICS (DIVISION I AND II)

SEASON	TEAM	GP-GS	MIN/AVG	Field Goals		3-Point		F-Throws		Rebounds				Scoring						
				FG-FGA	FG%	3FG-3FGA	3FG%	FT-FTA	FT%	OFF	DEF	TOT	AVG	PF-FO	A	TO	BLK	STL	PTS	AVG
2020-21	UAH	19-0	220/11.6	31-72	.431	11-28	.393	10-20	.500	12	25	37	1.9	31-0	4	19	2	6	83	4.4
2021-22	UAH	33-31	781/23.7	218-372	.586	32-69	.464	86-115	.748	61	126	187	5.7	100-9	39	75	22	26	554	16.8
2022-23	UAH	35-35	891/25.5	203-392	.518	24-81	.296	128-167	.766	49	182	231	6.6	69-1	55	74	18	39	558	15.9
2023-24	AU	35-2	533/15.2	64-128	.500	9-33	.273	29-39	.744	33	87	120	3.4	85-1	27	32	16	16	166	4.7
2024-25	AU	25-3	599/23.9	105-180	.583	13-41	.317	36-49	.735	41	90	131	5.2	64-1	42	24	23	19	259	10.4
TOTAL FOR AU		60-5	1132/18.9	169-308	.549	22-74	.297	65-88	.739	74	177	251	4.2	149-2	69	56	39	35	425	7.1
TOTAL		147-71	3024/20.6	621-1144	.543	89-252	.353	289-390	.741	196	510	706	4.8	349-12	167	224	81	106	1620	11.0

44

DYLAN CARDWELL

G | 6-11 | 255 | Sr.
Augusta, Ga.
(McEachern HS)



SEASON SUPERLATIVES

Points: 18 vs. Memphis (11/27/24)
Field Goals Made: 8 vs. Memphis (11/27/24)
Field Goals Attempted: 10 vs. Ohio State (12/14/24)
3-Point Field Goals Made: 1 vs. Memphis (11/27/24)
3-Point Field Goals Attempted: 1 vs. Memphis (11/27/24)
Free Throws Made: 4 at Ole Miss (2/1/25)
Free Throws Attempted: 5 (three times)
Rebounds: 13 at Ole Miss (2/1/25)
Assists: 6 vs. Memphis (11/27/24)
Blocks: 6 vs. Oklahoma (2/4/25)
Steals: 2 (eight times)
Minutes Played: 29 vs. Mississippi State (1/14/25)
Double-Figure Games: 5
20-Point Games: None
10-Rebound Games: 3
5-Block Games: 1
Double-Doubles: 2
Dunks: 29

CAREER SUPERLATIVES

Points: 18 vs. Memphis (11/27/24)
Field Goals Made: 8 vs. Memphis (11/27/24)
Field Goals Attempted: 10 vs. Ohio State (12/14/24)
3-Point Field Goals Made: 1 (four times)
3-Point Field Goals Attempted: 2 at Georgia (2/24/24)
Free Throws Made: 6 vs. St. Bonaventure (11/17/23), vs. Missouri (1/26/21)
Free Throws Attempted: 9 vs. Georgia (3/9/24)
Rebounds: 13 at Ole Miss (2/1/25)
Assists: 6 vs. Memphis (11/27/24)
Blocks: 6 vs. Oklahoma (2/4/25)
Steals: 4 at South Carolina (1/4/22)
Minutes Played: 29 vs. Mississippi State (1/14/25), vs. Ole Miss (2/6/21)
Double-Figure Games: 12
20-Point Games: None
10-Rebound Games: 4
5-Block Games: 5
Double-Doubles: 2
Dunks: 141

CAREER HONORS

- Ranks first all-time in career games played (153)
- School-record holder for most blocks made in a SEC Tournament (11)
- Ranks fourth all-time in career blocked shots (197)
- Two-Time CSC Academic All-District Team (2022-23 and 2023-24)
- Two-Time NABC Honors Court (2022-23 and 2023-24)
- 2021-22 SEC Community Service Team
- Three-Time SEC Academic Honor Roll (2021-22, 2022-23, 2023-24)
- 2020-21 First-Year SEC Academic Honor Roll

2024-25 GAME-BY-GAME STATISTICS

Opponent	GS	Min.	FG-A	3FG-A	FT-A	O-D-T	PF	A	TO	BLK	STL	PTS
Vermont	*	19	0-1	0-0	0-0	0-4-4	0	2	1	1	2	0
vs. Houston	*	16	1-1	0-0	0-0	0-1-1	1	0	0	0	1	2
Kent State	*	19	1-2	0-0	1-3	4-4-8	0	4	1	0	0	3
North Alabama	*	23	5-6	0-0	2-2	2-1-3	1	2	1	1	0	12
vs. Iowa State	*	24	1-2	0-0	0-2	1-3-4	4	3	1	1	2	2
vs. North Carolina	*	10	1-2	0-0	0-0	0-1-1	4	0	0	2	1	2
vs. Memphis	*	26	8-8	1-1	1-3	2-1-3	2	6	1	0	1	18
at Duke	*	11	0-0	0-0	0-0	1-1-2	3	1	1	1	0	0
Richmond	*	20	3-8	0-0	1-3	3-2-5	1	2	1	1	2	7
vs. Ohio State	*	25	5-10	0-0	0-0	3-5-8	2	2	0	4	0	10
Georgia State	*	17	3-3	0-0	0-2	2-4-6	3	2	2	2	0	6
vs. Purdue	*	18	3-3	0-0	0-2	3-1-4	3	1	0	1	0	6
Monmouth	*	19	5-8	0-0	2-5	6-5-11	3	1	0	2	1	12
Missouri	*	15	1-1	0-0	0-0	1-0-1	2	1	0	3	0	2
at Texas	*	17	0-0	0-0	0-0	3-3-6	2	0	1	1	0	0
at South Carolina	*	22	4-7	1-2	0-0	2-2-4	3	2	1	1	0	9
Mississippi State	*	29	4-6	0-0	1-3	2-3-5	2	1	2	2	1	9
at Georgia	*	22	1-2	0-0	0-2	6-1-7	1	3	0	4	2	2
Tennessee	*	18	1-1	0-0	2-4	2-1-3	2	1	0	1	2	4
at LSU	*	19	2-4	0-0	0-0	4-2-6	4	1	2	0	2	4
at Ole Miss	*	25	3-6	0-1	4-5	3-10-13	3	4	0	1	2	10
Oklahoma	*	18	4-4	0-0	0-2	2-1-3	1	1	0	6	0	8
Florida	*	24	2-3	0-0	1-5	6-6-12	4	1	1	0	0	5
at Vanderbilt	*	18	2-3	0-0	2-2	2-2-4	3	2	0	2	2	6
at Alabama	*	12	1-1	0-0	0-2	1-2-3	5	1	0	0	0	2
Arkansas												
Georgia												
Ole Miss												
at Kentucky												
at Texas A&M												
Alabama												

CARDWELL'S CAREER STATISTICS

SEASON	TEAM	GP-GS	MIN/AVG	Field Goals		3-Point		F-Throws		Rebounds				Scoring						
				FG-FGA	FG%	3FG-3FGA	3FG%	FT-FTA	FT%	OFF	DEF	TOT	AVG	PF-FO	A	TO	BLK	STL	PTS	AVG
2020-21	AU	27-0	409/15.1	43-61	.705	1-1	1.000	16-28	.571	49	49	98	3.6	57-1	13	41	17	12	103	3.8
2021-22	AU	34-0	394/11.6	49-71	.690	0-1	.000	4-10	.400	53	49	102	3.0	60-0	18	9	42	18	102	3.0
2022-23	AU	32-1	428/13.4	56-75	.747	0-1	.000	7-22	.318	54	66	120	3.8	64-0	35	20	43	9	119	3.7
2023-24	AU	35-1	509/14.5	73-103	.709	2-5	.400	37-63	.587	60	69	129	3.7	81-0	42	27	56	22	185	5.3
2024-25	AU	25-25	490/19.6	60-89	.674	1-2	.500	17-50	.340	62	68	130	5.2	61-2	44	15	39	21	138	5.5
TOTAL		153-27	2230/14.6	281-399	.704	4-10	.400	81-173	.468	278	301	579	3.8	323-3	152	112	197	82	647	4.2

TEAM AND OPPONENT SUPERLATIVES

AUBURN GAME HIGHS

POINTS	102	North Ala. (11/18/2024)
	100	Georgia St. (12/17/2024)
	98	Oklahoma (02/04/2025)
	98	Richmond (12/08/2024)
	94	at Alabama (02/15/2025)
	94	Vermont (11/06/2024)
FIELD GOALS MADE	39	North Ala. (11/18/2024)
	36	vs Purdue (N) (12/21/2024)
	36	Vermont (11/06/2024)
FIELD GOAL ATTEMPTS	80	at LSU (01/29/2025)
	72	vs Ohio St. (N) (12/14/2024)
FIELD GOAL PERCENTAGE	.619 (39-63)	North Ala. (11/18/2024)
	.574 (35-61)	Georgia St. (12/17/2024)
3 PT FG MADE	16	Vermont (11/06/2024)
	14	at Ole Miss (02/01/2025)
3 PT FG ATTEMPTS	35	Vermont (11/06/2024)
	30	at Alabama (02/15/2025)
	30	Monmouth (12/30/2024)
	30	vs Ohio St. (N) (12/14/2024)
	30	Richmond (12/08/2024)
	30	vs North Carolina (N) (11/26/2024)
3 PT FG PERCENTAGE	.500 (14-28)	at Ole Miss (02/01/2025)
	.476 (10-21)	Missouri (01/04/2025)
FREE THROWS MADE	26	Oklahoma (02/04/2025)
	22	at Alabama (02/15/2025)
FREE THROW ATTEMPTS	33	Oklahoma (02/04/2025)
	32	at Alabama (02/15/2025)
FREE THROW PERCENTAGE	.857 (12-14)	vs Ohio St. (N) (12/14/2024)
	.840 (21-25)	at Texas (01/07/2025)
REBOUNDS	49	vs Ohio St. (N) (12/14/2024)
	49	Richmond (12/08/2024)
ASSISTS	25	North Ala. (11/18/2024)
	24	vs Purdue (N) (12/21/2024)
STEALS	15	at LSU (01/29/2025)
	11	Mississippi St. (01/14/2025)
	11	Georgia St. (12/17/2024)
BLOCKED SHOTS	13	vs Ohio St. (N) (12/14/2024)
	11	Oklahoma (02/04/2025)
TURNOVERS	16	Missouri (01/04/2025)
	12	at Ole Miss (02/01/2025)
	12	vs Iowa St. (N) (11/25/2024)
	12	vs Houston (N) (11/09/2024)
FOULS	24	at Alabama (02/15/2025)
	24	at Ole Miss (02/01/2025)

OPPONENT GAME HIGHS

POINTS	90	Florida (02/08/2025)
	85	at Alabama (02/15/2025)
	84	at Duke (12/04/2024)
	82	at Ole Miss (02/01/2025)
	82	at Texas (01/07/2025)
FIELD GOALS MADE	31	Florida (02/08/2025)
	29	at Duke (12/04/2024)
FIELD GOAL ATTEMPTS	70	at Alabama (02/15/2025)
	64	Florida (02/08/2025)
	64	North Ala. (11/18/2024)
FIELD GOAL PERCENTAGE	.500 (29-58)	at Duke (12/04/2024)
	.500 (28-56)	vs Memphis (N) (11/27/2024)
3 PT FG MADE	13	Florida (02/08/2025)
	9	at Duke (12/04/2024)
3 PT FG ATTEMPTS	33	Florida (02/08/2025)
	30	Richmond (12/08/2024)
3 PT FG PERCENTAGE	.667 (6-9)	vs Memphis (N) (11/27/2024)
	.409 (9-22)	at Duke (12/04/2024)
FREE THROWS MADE	27	Oklahoma (02/04/2025)
	26	at Alabama (02/15/2025)
FREE THROW ATTEMPTS	35	at Alabama (02/15/2025)
	35	at Ole Miss (02/01/2025)
FREE THROW PERCENTAGE	.931 (27-29)	Oklahoma (02/04/2025)
	.829 (13-14)	at Vanderbilt (02/11/2025)
REBOUNDS	49	at Alabama (02/15/2025)
	42	Mississippi St. (01/14/2025)
ASSISTS	22	Florida (02/08/2025)
	13	vs Purdue (N) (12/21/2024)
STEALS	13	Missouri (01/04/2025)
	9	at Ole Miss (02/01/2025)
	9	vs Iowa St. (N) (11/25/2024)
BLOCKED SHOTS	9	at LSU (01/29/2025)
	6	Tennessee (01/25/2025)
TURNOVERS	20	at LSU (01/29/2025)
	20	Georgia St. (12/17/2024)
FOULS	23	Oklahoma (02/04/2025)
	22	at Alabama (02/15/2025)

AUBURN GAME LOWS

POINTS	53	Tennessee (01/25/2025)
	66	at South Carolina (01/11/2025)
	70	at Georgia (01/18/2025)
	74	vs Houston (N) (11/09/2024)
	78	at Duke (12/04/2024)
FIELD GOALS MADE	18	Tennessee (01/25/2025)
	24	at Georgia (01/18/2025)
FIELD GOAL ATTEMPTS	49	Missouri (01/04/2025)
	51	vs Houston (N) (11/09/2024)
FIELD GOAL PERCENTAGE	.305 (18-59)	Tennessee (01/25/2025)
	.393 (24-61)	at Georgia (01/18/2025)
3 PT FG MADE	3	Tennessee (01/25/2025)
	6	Kent St. (11/13/2024)
3 PT FG ATTEMPTS	20	Tennessee (01/25/2025)
	21	at South Carolina (01/11/2025)
	21	at Texas (01/07/2025)
	21	Missouri (01/04/2025)
3 PT FG PERCENTAGE	.150 (3-20)	Tennessee (01/25/2025)
	.250 (6-24)	Kent St. (11/13/2024)
FREE THROWS MADE	5	vs Purdue (N) (12/21/2024)
	6	at South Carolina (01/11/2025)
	6	Vermont (11/06/2024)
FREE THROW ATTEMPTS	9	vs Purdue (N) (12/21/2024)
	11	Vermont (11/06/2024)
FREE THROW PERCENTAGE	.500 (6-12)	at South Carolina (01/11/2025)
	.545 (6-11)	Vermont (11/06/2024)
REBOUNDS	29	at Vanderbilt (02/11/2025)
	29	Missouri (01/04/2025)
ASSISTS	7	at Georgia (01/18/2025)
	9	Mississippi St. (01/14/2025)
STEALS	3	at Alabama (02/15/2025)
	3	at South Carolina (01/11/2025)
	3	Kent St. (11/13/2024)
BLOCKED SHOTS	3	at Ole Miss (02/01/2025)
	3	at Duke (12/04/2024)
TURNOVERS	4	at Alabama (02/15/2025)
	5	vs Ohio St. (N) (12/14/2024)
FOULS	12	North Ala. (11/18/2024)
	12	Kent St. (11/13/2024)

OPPONENT GAME LOWS

POINTS	43	Vermont (11/06/2024)
	51	Tennessee (01/25/2025)
	53	vs Ohio St. (N) (12/14/2024)
	54	Richmond (12/08/2024)
	56	Kent St. (11/13/2024)
FIELD GOALS MADE	15	Vermont (11/06/2024)
	16	Richmond (12/08/2024)
FIELD GOAL ATTEMPTS	51	at LSU (01/29/2025)
	51	vs Ohio St. (N) (12/14/2024)
FIELD GOAL PERCENTAGE	.259 (15-58)	Vermont (11/06/2024)
	.271 (16-59)	Richmond (12/08/2024)
3 PT FG MADE	3	at Vanderbilt (02/11/2025)
	3	Mississippi St. (01/14/2025)
3 PT FG ATTEMPTS	9	vs Memphis (N) (11/27/2024)
	13	Monmouth (12/30/2024)
	13	vs Houston (N) (11/09/2024)
3 PT FG PERCENTAGE	.125 (3-24)	Mississippi St. (01/14/2025)
	.176 (3-17)	at Vanderbilt (02/11/2025)
FREE THROWS MADE	8	Vermont (11/06/2024)
	9	at Georgia (01/18/2025)
	9	at South Carolina (01/11/2025)
FREE THROW ATTEMPTS	11	North Ala. (11/18/2024)
	11	Vermont (11/06/2024)
FREE THROW PERCENTAGE	.450 (9-20)	at Georgia (01/18/2025)
	.563 (9-16)	at South Carolina (01/11/2025)
REBOUNDS	26	vs Memphis (N) (11/27/2024)
	26	North Ala. (11/18/2024)
ASSISTS	5	Mississippi St. (01/14/2025)
	5	North Ala. (11/18/2024)
	5	Kent St. (11/13/2024)
STEALS	1	at Alabama (02/15/2025)
	2	Oklahoma (02/04/2025)
BLOCKED SHOTS	0	Oklahoma (02/04/2025)
	0	Georgia St. (12/17/2024)
	0	vs Memphis (N) (11/27/2024)
	0	vs Iowa St. (N) (11/25/2024)
	0	North Ala. (11/18/2024)
	0	Kent St. (11/13/2024)
TURNOVERS	4	at Duke (12/04/2024)
	7	at Alabama (02/15/2025)
FOULS	9	vs Purdue (N) (12/21/2024)
	10	Vermont (11/06/2024)

TEAM AND INDIVIDUAL SUPERLATIVES

AUBURN INDIVIDUAL HIGHS

POINTS	30	Johni Broome vs North Ala. (11/18/2024)
	26	Johni Broome at LSU (01/29/2025)
	26	Chaney Johnson vs Georgia St. (12/17/2024)
	24	Tahaad Pettiford at Georgia (01/18/2025)
	24	Johni Broome vs Missouri (01/04/2025)
FIELD GOALS MADE	13	Johni Broome vs North Ala. (11/18/2024)
	12	Chaney Johnson vs Georgia St. (12/17/2024)
FIELD GOAL ATTEMPTS	23	Johni Broome at LSU (01/29/2025)
	20	Johni Broome vs Tennessee (01/25/2025)
FIELD GOAL PERCENTAGE (min 5 made)	1.000 (8-8)	Dylan Cardwell vs Memphis (N) (11/27/2024)
	.900 (9-10)	Chaney Johnson at Vanderbilt (02/11/2025)
3 PT FG MADE	7	Miles Kelly vs Vermont (11/06/2024)
	5	Denver Jones at Vanderbilt (02/11/2025)
	5	Tahaad Pettiford at Georgia (01/18/2025)
	5	Denver Jones vs Georgia St. (12/17/2024)
	5	Tahaad Pettiford vs Houston (N) (11/09/2024)
3 PT FG ATTEMPTS	9	Miles Kelly vs Florida (02/08/2025)
	9	Miles Kelly vs Iowa St. (N) (11/25/2024)
	9	Miles Kelly vs Vermont (11/06/2024)
3 PT FG PERCENTAGE (min 2 made)	1.000 (3-3)	Denver Jones vs Oklahoma (02/04/2025)
	1.000 (3-3)	Denver Jones vs Monmouth (12/30/2024)
	1.000 (2-2)	Johni Broome at Ole Miss (02/01/2025)
	1.000 (2-2)	Chaney Johnson at LSU (01/29/2025)
	1.000 (2-2)	Jahki Howard vs Ohio St. (N) (12/14/2024)
	1.000 (2-2)	Chad Baker-Mazara at Duke (12/04/2024)
	1.000 (2-2)	JP Pegues vs Vermont (11/06/2024)
FREE THROWS MADE	11	Chad Baker-Mazara vs Georgia St. (12/17/2024)
	7	Miles Kelly at Alabama (02/15/2025)
	7	Johni Broome vs Oklahoma (02/04/2025)
	7	Chad Baker-Mazara vs Tennessee (01/25/2025)
	7	Chad Baker-Mazara at Texas (01/07/2025)
FREE THROW ATTEMPTS	11	Chad Baker-Mazara vs Georgia St. (12/17/2024)
	10	Johni Broome vs Monmouth (12/30/2024)
FREE THROW PERCENTAGE (min 3 made)	1.000 (11-11)	Chad Baker-Mazara vs Georgia St. (12/17/2024)
	1.000 (7-7)	Chad Baker-Mazara vs Tennessee (01/25/2025)
	1.000 (6-6)	Denver Jones vs Mississippi St. (01/14/2025)
	1.000 (6-6)	Chaney Johnson vs Monmouth (12/30/2024)
	1.000 (6-6)	Denver Jones vs Iowa St. (N) (11/25/2024)
	1.000 (5-5)	Chad Baker-Mazara at Alabama (02/15/2025)
	1.000 (5-5)	Chad Baker-Mazara vs Missouri (01/04/2025)
	1.000 (5-5)	Chad Baker-Mazara at Duke (12/04/2024)
	1.000 (5-5)	Chad Baker-Mazara vs Iowa St. (N) (11/25/2024)
	1.000 (4-4)	Miles Kelly at Ole Miss (02/01/2025)
	1.000 (4-4)	Miles Kelly at Georgia (01/18/2025)
	1.000 (4-4)	Chad Baker-Mazara vs Monmouth (12/30/2024)
	1.000 (4-4)	Jahki Howard vs Georgia St. (12/17/2024)
	1.000 (4-4)	Miles Kelly vs Georgia St. (12/17/2024)
	1.000 (4-4)	Chad Baker-Mazara vs Ohio St. (N) (12/14/2024)
	1.000 (4-4)	Denver Jones vs Memphis (N) (11/27/2024)
	1.000 (4-4)	Chad Baker-Mazara vs North Carolina (N) (11/26/2024)
	1.000 (4-4)	Denver Jones vs Kent St. (11/13/2024)
	1.000 (4-4)	Denver Jones vs Vermont (11/06/2024)
	1.000 (3-3)	Denver Jones at Alabama (02/15/2025)
REBOUNDS	20	Johni Broome vs Ohio St. (N) (12/14/2024)
	19	Johni Broome vs North Carolina (N) (11/26/2024)
ASSISTS	9	Denver Jones vs North Ala. (11/18/2024)
	7	Chad Baker-Mazara at LSU (01/29/2025)
	7	Denver Jones vs Missouri (01/04/2025)
STEALS	4	Denver Jones at LSU (01/29/2025)
	4	Tahaad Pettiford vs Mississippi St. (01/14/2025)
	4	Chad Baker-Mazara vs Purdue (N) (12/21/2024)
BLOCKED SHOTS	6	Dylan Cardwell vs Oklahoma (02/04/2025)
	5	Johni Broome vs Houston (N) (11/09/2024)
TURNOVERS	4	Denver Jones at Vanderbilt (02/11/2025)
	4	Denver Jones at Ole Miss (02/01/2025)
	4	Denver Jones vs Tennessee (01/25/2025)
	4	Tahaad Pettiford vs Missouri (01/04/2025)
	4	Tahaad Pettiford vs Purdue (N) (12/21/2024)
	4	Denver Jones vs North Ala. (11/18/2024)
	4	Johni Broome vs Houston (N) (11/09/2024)
FOULS	5	Chad Baker-Mazara at Alabama (02/15/2025)
	5	Dylan Cardwell at Alabama (02/15/2025)
	5	Chad Baker-Mazara vs Oklahoma (02/04/2025)
	5	Chaney Johnson at LSU (01/29/2025)
	5	Dylan Cardwell at South Carolina (01/11/2025)
	5	Johni Broome at Duke (12/04/2024)
	5	Tahaad Pettiford vs Vermont (11/06/2024)

OPPONENT INDIVIDUAL HIGHS

POINTS	34	Arthur Kaluma at Texas (01/07/2025)
	29	Sean Pedulla at Ole Miss (02/01/2025)
	27	PJ Haggerty vs Memphis (N) (11/27/2024)
	25	Collin Murray-Boyles at South Carolina (01/11/2025)
	24	Cam Carter at LSU (01/29/2025)
FIELD GOALS MADE	12	Arthur Kaluma at Texas (01/07/2025)
	11	PJ Haggerty vs Memphis (N) (11/27/2024)
FIELD GOAL ATTEMPTS	20	PJ Haggerty vs Memphis (N) (11/27/2024)
	18	Collin Murray-Boyles at South Carolina (01/11/2025)
	18	Cooper Flagg at Duke (12/04/2024)
FIELD GOAL PERCENTAGE (min 5 made)	.800 (8-10)	Keshon Gilbert vs Iowa St. (N) (11/25/2024)
	.778 (7-9)	Cam Carter at LSU (01/29/2025)
3 PT FG MADE	6	Isalah Evans at Duke (12/04/2024)
	5	Arthur Kaluma at Texas (01/07/2025)
3 PT FG ATTEMPTS	11	Mark Sears at Alabama (02/15/2025)
	10	Josh Hubbard vs Mississippi St. (01/14/2025)
3 PT FG PERCENTAGE (min 2 made)	1.000 (3-3)	Urban Klavzar vs Florida (02/08/2025)
	1.000 (3-3)	Colby Rogers vs Memphis (N) (11/27/2024)
	1.000 (2-2)	Cam Carter at LSU (01/29/2025)
FREE THROWS MADE	11	Dayton Forsythe vs Oklahoma (02/04/2025)
	11	Josh Hubbard vs Mississippi St. (01/14/2025)
	11	Jordan Pope at Texas (01/07/2025)
FREE THROW ATTEMPTS	12	Cam Carter at LSU (01/29/2025)
	12	Josh Hubbard vs Mississippi St. (01/14/2025)
	12	Cooper Flagg at Duke (12/04/2024)
FREE THROW PERCENTAGE (min 3 made)	1.000 (11-11)	Dayton Forsythe vs Oklahoma (02/04/2025)
	1.000 (11-11)	Jordan Pope at Texas (01/07/2025)
	1.000 (7-7)	Jeremiah Fears vs Oklahoma (02/04/2025)
	1.000 (7-7)	C.J. Cox vs Purdue (N) (12/21/2024)
	1.000 (6-6)	Dji Bailey at LSU (01/29/2025)
	1.000 (6-6)	Zakai Zeigler vs Tennessee (01/25/2025)
	1.000 (6-6)	Delonnie Hunt vs Richmond (12/08/2024)
	1.000 (5-5)	Kobe Elvis vs Oklahoma (02/04/2025)
	1.000 (5-5)	Abdi Bashir Jr. vs Monmouth (12/30/2024)
	1.000 (5-5)	Fletcher Loyer vs Purdue (N) (12/21/2024)
	1.000 (5-5)	Dusan Neskovic vs Richmond (12/08/2024)
	1.000 (5-5)	VonCameron Davis vs Kent St. (11/13/2025)
	1.000 (4-4)	Derrion Reid at Alabama (02/15/2025)
	1.000 (4-4)	A.J. Hoggard at Vanderbilt (02/11/2025)
	1.000 (4-4)	Julian Larry at Texas (01/07/2025)
	1.000 (4-4)	Colby Rogers vs Memphis (N) (11/27/2024)
	1.000 (4-4)	Curtis Jones vs Iowa St. (N) (11/25/2024)
	1.000 (4-4)	Emanuel Sharp vs Houston (N) (11/09/2024)
	1.000 (3-3)	Walter Clayton Jr. vs Florida (02/08/2025)
	1.000 (3-3)	TJ Hurley vs Vermont (11/06/2024)
REBOUNDS	16	Nick McMullen vs Georgia St. (12/17/2024)
	13	Devin McGlockton at Vanderbilt (02/11/2025)
ASSISTS	9	Walter Clayton Jr. vs Florida (02/08/2025)
	6	Braden Smith vs Purdue (N) (12/21/2024)
STEALS	3	Sean Pedulla at Ole Miss (02/01/2025)
	3	Jordan Pope at Texas (01/07/2025)
	3	Marcus Allen vs Missouri (01/04/2025)
	3	T.O. Barrett vs Missouri (01/04/2025)
	3	Braden Smith vs Purdue (N) (12/21/2024)
	3	Nick McMullen vs Georgia St. (12/17/2024)
	3	Sean Stewart vs Ohio St. (N) (12/14/2024)
	3	Sion James at Duke (12/04/2024)
	3	Cooper Flagg at Duke (12/04/2024)
BLOCKED SHOTS	3	Thomas Haugh vs Florida (02/08/2025)
	3	Malik Dia at Ole Miss (02/01/2025)
	3	Daimion Collins at LSU (01/29/2025)
	3	Corey Chest at LSU (01/29/2025)
	3	Dok Muordar vs Monmouth (12/30/2024)
	3	Apostolos Roumoglou vs Richmond (12/08/2024)
	3	Ileri Ayo-Faleye vs Vermont (11/06/2024)
TURNOVERS	6	Jordan Sears at LSU (01/29/2025)
	5	Jeremiah Fears vs Oklahoma (02/04/2025)
	5	Braden Smith vs Purdue (N) (12/21/2024)
	5	Delonnie Hunt vs Richmond (12/08/2024)
FOULS	5	Jarin Stevenson at Alabama (02/15/2025)
	5	Dre Davis at Ole Miss (02/01/2025)
	5	Jordan Gainey vs Tennessee (01/25/2025)
	5	Dain Dainja vs Memphis (N) (11/27/2024)
	5	Milos Uzan vs Houston (N) (11/09/2024)

MISCELLANEOUS STATISTICS

AUBURN'S RECORD IN BRUCE PEARL ERA

Overall (On-Court)	23-2	236-121
Home	10-1	137-33
Away	7-1	54-67
Neutral	6-0	47-21
Conference (On-Court)	11-1	108-84
Home	5-1	66-30
Away	6-0	42-54
Non-Conference (On-Court)	12-1	124-37
Home	6-0	68-3
Away	0-1	9-13
Neutral	6-0	45-21
Overtime	0-0	12-6
Ranked opponents	9-2	32-31
Unranked opponents	14-0	192-90
Wearing white uniforms	15-1	143-44
Wearing navy uniforms	8-1	51-53
Wearing orange uniforms	0-0	30-24
Leading at half	20-0	177-27
Trailing at half	3-2	41-90
Tied at half	0-0	6-5
Leading with 5:00 remaining in second half	21-0	201-8
Trailing with 5:00 remaining in second half	2-2	21-108
Tied with 5:00 remaining in second half	0-0	4-5
Has more rebounds than opponent	16-1	142-30
Has fewer rebounds than opponent	5-0	75-51
Same rebounds as opponent	2-1	7-10
Commits more turnovers than opponent	3-1	51-74
Causes more turnovers than opponent	19-1	153-49
Same turnovers as opponent	1-0	20-8
Has more FT attempts than opponent	9-1	141-44
Has fewer FT attempts than opponent	13-1	80-73
Same FT attempts as opponent	1-0	4-4
Shoots 40% or better from field	21-2	192-56
Shoots less than 40% from field	2-0	32-65
Opponent shoots 40% or better from field	11-2	124-105
Opponent shoots less than 40% from field	12-0	100-16
Shoots better than opponent	19-0	170-23
Opponent shoots better	3-2	50-97
Same FG percentage	1-0	3-1
Auburn bench outscores opponent's bench	16-0	151-44
Opponent's bench outscores Auburn bench	5-1	68-71
Same points off the bench	2-1	4-7
Auburn scores 100 or more	2-0	15-1
Auburn scores between 90-99	7-0	39-2
Auburn scores between 80-89	9-1	86-20
Auburn scores between 70-79	3-1	59-28
Auburn scores between 60-69	1-0	21-41
Auburn scores less than 60	1-0	4-29
Opponent scores 100 or more	0-0	0-5
Opponent scores between 90-99	0-1	3-19
Opponent scores between 80-89	4-1	25-39
Opponent scores between 70-79	4-0	70-34
Opponent scores between 60-69	8-0	78-19
Opponent scores less than 60	7-0	48-5
On Sunday	1-0	9-4
On Monday	3-0	9-5
On Tuesday	6-0	44-24
On Wednesday	4-1	46-27
On Thursday	0-0	12-3
On Friday	0-0	27-7
On Saturday	9-1	78-51
In November	7-0	53-10
In December	5-1	52-15
In January	7-0	55-33
In February	4-1	36-44
In March	0-0	29-18
In April	0-0	0-1
Five-plus players score in double-figures	11-0	58-10
Four players score in double figures	5-2	80-23
Three players score in double figures	5-0	61-48
Two players score in double figures	2-0	26-32
One player scores in double figures	0-0	1-8

MISCELLANEOUS

Largest margin of victory	+51 (94-43) vs. Vermont (11/6/24)
Smallest margin of victory	+2 (three times)
Largest margin of defeat	-9 (90-81) vs. #6 Florida (2/8/25)
Smallest margin of defeat	-6 (84-78) at #9 Duke (12/4/24)
Biggest rebound margin	+21 (49-28) vs. Ohio State (12/14/24)
Biggest rebound deficit	-12 (30-42) vs. Mississippi State (1/14/25)
Average margin of victory/defeat	+18.6/-7.5
Largest halftime lead	+28 (49-21) vs. Ohio State (12/14/24)
Largest halftime lead blown	
Largest halftime deficit	-16 (49-33) vs. #5 Iowa State (11/25/24)
Largest halftime deficit overcome to win	-16 vs. #5 Iowa State (11/25/24)
Largest overall lead	+57 (2nd Half) vs. Vermont (11/6/24)
Largest overall lead blown	-11 (1st Half) at Duke (12/4/24)
Largest overall deficit	-21 (2nd Half) vs. #6 Florida (2/8/25)
Largest deficit overcome to win	-18 (1st Half) vs. #5 Iowa State (11/25/24)

TEAM EXTREMES

Most points scored	102 vs. North Alabama (11/18/24)
Fewest points scored	53 vs. #6 Tennessee (1/25/25)
Most rebounds	49 vs. Ohio State (12/14/24), vs. Richmond (12/8/24)
Fewest rebounds	29 at Vanderbilt (2/11/25), vs. Missouri (1/4/25)
Most assists	25 vs. North Alabama (11/18/24)
Fewest assists	7 at #23 Georgia (1/18/25)
Most turnovers	16 vs. Missouri (1/4/25)
Fewest turnovers	4 at #2 Alabama (12/15/25)
Most steals	15 at LSU (1/29/25)
Fewest steals	3 (three times)
Most blocks	13 vs. Ohio State (12/14/24)
Fewest blocks	3 at Duke (12/4/24), at #23 Ole Miss (2/1/25)
Best shooting percentage	61.9% (39-63) vs. North Alabama (11/18/24)
Worst shooting percentage	30.5% (18-59) vs. #6 Tennessee (1/25/25)
Best 3-pt. percentage	50.0% (14-28) at #23 Ole Miss (2/1/25)
Worst 3-pt. percentage	15.0% (3-20) vs. #6 Tennessee (1/25/25)
Best FT percentage	85.7% (12-14) vs. Ohio State (12/14/24)
Worst FT percentage	50.0% (6-12) at South Carolina (1/11/25)
Most points (1st half)	52 vs. Richmond (12/8/24)
Fewest points (1st half)	22 vs. #6 Tennessee (1/25/25)
Most points (2nd half)	57 vs. Georgia State (12/17/24)
Fewest points (2nd half)	31 vs. #6 Tennessee (1/25/25)
Most points (OT)	
Fewest points (OT)	

STARTING LINEUPS

Record when starting lineup is:

Pegues, Jones, Baker-Mazara, Broome and Cardwell	2-0
Jones, Kelly, Baker-Mazara, Broome and Cardwell	16-2
Jones, Kelly, Baker-Mazara, Johnson and Cardwell	3-0
Jones, Kelly, Moore, Broome, Cardwell	2-0

Record when starts (Career):

Johni Broome	20-2 (109-41)
Denver Jones	23-2 (67-26)
Chaney Johnson	3-0 (53-18)
JP Pegues	2-0 (46-22)
Miles Kelly	21-2 (47-36)
Chris Moore	2-0 (35-9)
Chad Baker-Mazara	21-2 (35-10)
Dylan Cardwell	23-2 (25-2)

2024-25 BOX SCORES

GAME 1 | #11/11 AUBURN 94, VERMONT 43



Official Basketball Box Score - Final
Vermont at Auburn
11/06/24 Neville Arena, Auburn
2024-25 Men's Basketball

Game Time: 7:00 PM
Game Duration: 1:50
Attendance: 9,121

Officials: Pat Adams, Terry Oglesby, Hunter Aftan

Vermont - 43		Record: 1-1															
NO.	Name	Min	FG	3P	FT	Rebounds	Fouls	TP	AS	TO	ST	Blocks	+/-				
			M-A	M-A	M-A	OR DR	PF	FD				BS	BA				
0	Ileri Ayo-Faley	F 19:42	2-4	1-2	2-2	1 3	4	1	2	7	0	4	1	3	0	-36	
32	Nick Fiorillo	F 13:54	1-4	0-2	0-0	0 0	0	1	0	2	0	0	0	0	1	-26	
3	TJ Hurley	G 25:43	1-8	0-4	3-3	1 0	1	0	3	5	0	1	1	0	1	-33	
12	Shamir Bogues	G 15:34	0-4	0-1	0-0	0 1	1	1	0	0	1	2	0	0	1	-32	
20	TJ Long	G 20:07	1-7	1-3	0-0	0 2	2	1	0	3	0	0	0	0	1	-38	
34	Noah Barnett	18:32	2-2	0-0	0-1	2 1	3	3	1	4	0	1	0	0	0	-26	
2	Sam Alamutu	18:46	2-7	0-2	1-2	1 2	3	1	3	5	1	0	1	0	1	-19	
21	Seth Joba	21:24	3-8	2-5	0-0	1 2	3	2	0	8	0	0	0	0	0	-23	
5	Sean Blake	20:49	1-6	0-1	0-1	2 3	5	0	4	2	3	3	1	0	1	-14	
24	Shy Odum	13:07	1-5	1-1	2-2	1 1	2	1	2	5	1	2	0	0	1	-2	
1	Gavin Perryman	12:24	1-3	0-2	0-0	1 1	1	0	2	0	0	1	0	0	0	-6	
Totals			15-58	5-23	8-11	10	21	31	10	15	43	6	16	6	3	7	-51

Technical Fouls:NONE

GAME 2 | #11/11 AUBURN 74, #4/4 HOUSTON 69



Official Basketball Box Score - Final
Auburn at Houston
11/09/24 Toyota Center, Houston, Texas
2024-25 Men's Basketball

Game Time: 9:25 PM
Game Duration: 2:23
Attendance: 6,901

Officials: Terry Oglesby, Greg Nixon, Michael Greenstein

Auburn - 74		Record: 2-0														
NO.	Name	Min	FG	3P	FT	Rebounds	Fouls	TP	AS	TO	ST	Blocks	+/-			
			M-A	M-A	M-A	OR DR	PF	FD				BS	BA			
10	Chad Baker-Mazara	F 18:17	2-3	1-2	2-2	0 2	2	4	1	7	2	2	1	0	0	3
4	Johri Broome	C 33:15	10-15	0-4	0-4	4 5	9	4	8	20	3	4	2	5	1	4
44	Dylan Cardwell	C 16:10	1-1	0-0	0-0	0 1	1	0	2	0	0	0	1	0	0	2
1	JP Pegues	G 14:14	0-2	0-1	2-2	0 0	0	0	1	2	0	0	1	0	1	-6
2	Denver Jones	G 27:05	1-3	0-2	2-2	1 0	1	0	4	4	3	1	1	0	1	10
13	Miles Kelly	G 21:13	2-7	1-5	0-0	1 1	2	4	1	5	0	1	0	0	0	-4
31	Chaney Johnson	30:35	3-6	0-1	5-7	2 8	10	3	4	11	3	3	0	1	0	2
0	Tahaad Pettiford	23:37	7-12	5-8	2-2	1 2	3	3	1	21	3	0	0	0	0	13
5	Chris Moore	15:34	1-2	0-0	0-0	0 0	0	2	0	2	0	0	0	1	0	1
Totals			27-51	7-23	13-19	11	22	33	21	74	14	12	6	7	3	5

Technical Fouls:NONE

Auburn - 94		Record: 1-0															
NO.	Name	Min	FG	3P	FT	Rebounds	Fouls	TP	AS	TO	ST	Blocks	+/-				
			M-A	M-A	M-A	OR DR	PF	FD				BS	BA				
10	Chad Baker-Mazara	F 17:02	4-8	3-7	0-0	0 3	3	1	11	2	2	0	1	0	26		
4	Johri Broome	C 22:21	5-11	2-5	0-0	2 5	7	1	1	12	2	1	1	2	35		
44	Dylan Cardwell	C 19:25	0-1	0-0	0-0	0 4	4	0	2	1	2	1	2	1	0	36	
1	JP Pegues	G 19:27	3-3	2-2	0-0	1 3	4	0	0	8	1	0	0	0	26		
2	Denver Jones	G 16:16	5-6	2-3	4-4	1 1	2	0	2	16	2	1	1	0	28		
0	Tahaad Pettiford	19:04	0-4	0-2	0-0	0 1	5	0	4	2	2	0	0	0	28		
13	Miles Kelly	17:43	7-11	7-9	0-0	0 3	3	0	21	0	0	1	1	0	29		
31	Chaney Johnson	16:21	6-8	0-2	1-3	1 8	9	0	2	13	0	0	0	1	27		
3	Jahki Howard	19:39	3-5	0-1	1-4	1 3	4	3	4	7	0	0	1	1	24		
5	Chris Moore	10:35	0-2	0-2	0-0	0 3	3	2	0	0	0	1	0	0	0	-7	
6	Ja'heim Hudson	15:41	1-2	0-1	0-0	1 1	2	0	0	2	2	0	0	0	0	7	
21	Blake Muschalek	02:50	1-1	0-0	0-0	0 0	0	1	0	2	0	0	0	0	0	5	
14	Presley Patterson	02:16	1-2	0-1	0-0	0 0	0	0	0	0	0	0	0	0	0	-2	
7	CJ Williams	01:20	0-0	0-0	0-0	0 0	0	0	0	0	0	0	0	0	0	-2	
Totals			36-64	16-35	6-11	8	35	43	15	10	94	15	9	10	7	3	51

Technical Fouls:NONE

Houston - 69		Record: 1-1														
NO.	Name	Min	FG	3P	FT	Rebounds	Fouls	TP	AS	TO	ST	Blocks	+/-			
			M-A	M-A	M-A	OR DR	PF	FD				BS	BA			
5	Ja'Vier Francis	F 08:53	1-1	0-0	2-2	0 0	1	1	2	1	4	0	1	0	0	0
13	J'Wan Roberts	F 38:03	6-14	0-0	0-1	3 4	7	4	1	12	1	2	1	1	3	0
4	LJ Cryer	G 27:37	5-14	1-4	2-3	0 0	0	4	1	12	2	1	1	0	1	-7
7	Miles Uzan	G 31:27	5-10	0-1	0-0	1 1	2	5	1	10	4	3	0	0	2	14
21	Emanuel Sharp	G 35:31	3-9	3-6	4-4	0 2	2	0	7	13	0	2	1	0	1	-4
11	Joshue Tugler	31:07	2-4	0-1	6-8	4 3	7	4	5	10	0	0	2	2	0	-5
23	Terrance Arceneaux	11:33	1-2	0-1	2-4	1 1	2	0	2	5	0	0	0	0	0	-2
8	Mylik Wilson	13:53	1-4	0-0	0-0	1 2	3	0	0	2	0	1	0	0	0	-16
3	Ramon Walker Jr.	01:57	0-0	0-0	0-0	0 0	0	1	0	0	0	0	0	0	0	-5
Totals			24-58	5-13	16-22	15	18	33	20	69	7	10	5	3	7	-5

Technical Fouls:NONE

AUB		HOU	
Biggest lead	7 (1st 7:39)	9 (2nd 15:16)	10 16
Best Scoring Run	8 (1st 7:39)	7 (1st 4:21)	Paint 36 28
Lead Changes	13	9	Second Chance 9 16
Times Tied	6	14	Fast Breaks 14 10
Time with Lead	11:21	24:36	Bench 39 17
Period by Period Scoring		AUB 28 46 74	
		HOU 33 36 69	

GAME 3 | #5/4 AUBURN 79, KENT STATE 56



Official Basketball Box Score - Final
Kent St. at Auburn
11/13/24 Neville Arena, Auburn
2024-25 Men's Basketball

Game Time: 7:00 PM
Game Duration: 1:54
Attendance: 9,121

Officials: Ron Groover, Todd Austin, R.B. Clayburn

Kent St. - 56		Record: 2-1														
NO.	Name	Min	FG	3P	FT	Rebounds	Fouls	TP	AS	TO	ST	Blocks	+/-			
			M-A	M-A	M-A	OR DR	PF	FD				BS	BA			
1	VonCameron Davis	F 17:52	6-14	2-6	5-5	0 2	2	4	1	19	0	0	0	1	0	
42	Clifron Hornbeak	C 24:13	2-6	0-0	0-0	3 4	7	2	1	4	1	2	0	0	2	
2	Marquis Barnett	G 20:06	0-4	0-2	2-2	1 3	4	1	1	2	0	0	0	1	-6	
8	Morgan Safford	G 28:08	2-9	0-3	1-2	1 1	2	4	1	5	0	2	0	1	-4	
11	Cian Medley	G 19:15	1-7	0-2	2-2	1 1	2	4	2	0	0	0	1	1	-9	
22	Anthony Morales	23:10	1-4	0-1	0-0	2 1	3	0	0	2	0	0	2	0	0	
13	Jalen Sullinger	25:56	6-9	3-5	1-2	0 3	3	1	3	16	1	3	1	0	0	
14	Magnus Entenmann	06:49	0-2	0-1	0-0	0 0	0	0	0	1	0	0	0	0	-13	
4	Jamal Sumlin	13:45	0-3	0-0	0-0	0 0	0	0	0	0	0	1	0	0	-17	
15	Mike Bekelja	06:26	0-1	0-1	0-0	0 0	0	0	0	0	0	0	0	0	-2	
23	Dalrecco Gillespie	14:20	2-2	0-0	0-2	2 3	5	3	1	4	0	0	1	0	-17	
Totals			20-61	5-21	11-15	12	21	33	19	11	56	5	8	5	0	6

Technical Fouls:NONE

GAME 4 | #4/3 AUBURN 102, NORTH ALABAMA 69



Official Basketball Box Score - Final
North Ala. at Auburn
11/18/24 Neville Arena, Auburn
2024-25 Men's Basketball

Game Time: 8:00 PM
Game Duration: 1:48
Attendance: 9,121

Officials: Doug Shows, Olandis Poole, Michael Wallace

North Ala. - 69		Record: 3-2														
NO.	Name	Min	FG	3P	FT	Rebounds	Fouls	TP	AS	TO	ST	Blocks	+/-			
			M-A	M-A	M-A	OR DR	PF	FD				BS	BA			
1	Donte Bacchus	F 17:45	0-3	0-2	0-0	0 0	0	0	0	0	0	1	0	0	0	-21
3	Cornelius Williams	F 28:50	2-4	0-0	0-0	1 7	8	3	2	4	1	1	0	1	1	-17
0	Will Soucie	G 33:04	7-1													

2024-25 BOX SCORES

GAME 5 | #4/3 AUBURN 83, #5/5 IOWA STATE 81

GAME 6 | #4/3 AUBURN 85, #12/13 NORTH CAROLINA 72



Official Basketball Box Score - Final
Auburn at Iowa St.
11/29/24 Lahoma Civic Center, Lahoma, HI
2024 Maui Invitational presented by Novavax

Game Time: 9:00 PM
Game Duration: 2:13
Attendance: 2,400

Officials: Marquis Pettigrew, Any Bonner, Owen Shortt

Box score table for Auburn vs Iowa State. Columns include NO. Name, Min, FG, 3P, FT, Rebounds, Fouls, TP, AS, TO, ST, Blocks, +/-.

Shooting By Period table for Auburn vs Iowa State. Columns include FG, 3PT, FT, GM FG, FT percentages.

Box score table for Iowa State vs Auburn. Columns include NO. Name, Min, FG, 3P, FT, Rebounds, Fouls, TP, AS, TO, ST, Blocks, +/-.

Shooting By Period table for Iowa State vs Auburn. Columns include FG, 3PT, FT, GM FG, FT percentages.

Summary statistics table for Auburn vs Iowa State. Includes Biggest lead, Best Scoring Run, Lead Changes, Times Tied, Time with Lead, Points from Turnovers, Second Chance, Fast Breaks, Bench, and Period by Period Scoring.



Official Basketball Box Score - Final
Auburn at North Carolina
11/26/24 Lahoma Civic Center, Lahoma, HI
2024 Maui Invitational presented by Novavax

Game Time: 11:00 PM
Game Duration: 2:05
Attendance: 2,400

Officials: Marquis Pettigrew, Steven Anderson, Scott Brown

Box score table for Auburn vs North Carolina. Columns include NO. Name, Min, FG, 3P, FT, Rebounds, Fouls, TP, AS, TO, ST, Blocks, +/-.

Shooting By Period table for Auburn vs North Carolina. Columns include FG, 3PT, FT, GM FG, FT percentages.

Box score table for North Carolina vs Auburn. Columns include NO. Name, Min, FG, 3P, FT, Rebounds, Fouls, TP, AS, TO, ST, Blocks, +/-.

Shooting By Period table for North Carolina vs Auburn. Columns include FG, 3PT, FT, GM FG, FT percentages.

Summary statistics table for Auburn vs North Carolina. Includes Biggest lead, Best Scoring Run, Lead Changes, Times Tied, Time with Lead, Points from Turnovers, Second Chance, Fast Breaks, Bench, and Period by Period Scoring.

GAME 7 | #4/3 AUBURN 90, MEMPHIS 76

GAME 8 | #9/9 DUKE 84, #2/2 AUBURN 78



Official Basketball Box Score - Final
Memphis at Auburn
11/27/24 Lahoma Civic Center, Lahoma, HI
2024 Maui Invitational presented by Novavax

Game Time: 5:00 PM
Game Duration: 1:56
Attendance: 2,400

Officials: Pat Driscoll, Marquis Pettigrew, Owen Shortt

Box score table for Memphis vs Auburn. Columns include NO. Name, Min, FG, 3P, FT, Rebounds, Fouls, TP, AS, TO, ST, Blocks, +/-.

Shooting By Period table for Memphis vs Auburn. Columns include FG, 3PT, FT, GM FG, FT percentages.

Box score table for Auburn vs Memphis. Columns include NO. Name, Min, FG, 3P, FT, Rebounds, Fouls, TP, AS, TO, ST, Blocks, +/-.

Shooting By Period table for Auburn vs Memphis. Columns include FG, 3PT, FT, GM FG, FT percentages.

Summary statistics table for Auburn vs Memphis. Includes Biggest lead, Best Scoring Run, Lead Changes, Times Tied, Time with Lead, Points from Turnovers, Second Chance, Fast Breaks, Bench, and Period by Period Scoring.



Official Basketball Box Score - Final
Auburn at Duke
12/04/24 Cameron Indoor Stadium, Durham, NC
2024-25 Men's Basketball

Game Time: 9:15 PM
Game Duration: 2:23
Attendance: 9,314

Officials: Ron Groover, Bill Covington, Jr., Clarence Armstrong

Box score table for Auburn vs Duke. Columns include NO. Name, Min, FG, 3P, FT, Rebounds, Fouls, TP, AS, TO, ST, Blocks, +/-.

Shooting By Period table for Auburn vs Duke. Columns include FG, 3PT, FT, GM FG, FT percentages.

Box score table for Duke vs Auburn. Columns include NO. Name, Min, FG, 3P, FT, Rebounds, Fouls, TP, AS, TO, ST, Blocks, +/-.

Shooting By Period table for Duke vs Auburn. Columns include FG, 3PT, FT, GM FG, FT percentages.

Summary statistics table for Auburn vs Duke. Includes Biggest lead, Best Scoring Run, Lead Changes, Times Tied, Time with Lead, Points from Turnovers, Second Chance, Fast Breaks, Bench, and Period by Period Scoring.

2024-25 BOX SCORES

GAME 9 | #2/2 AUBURN 98, RICHMOND 54



Official Basketball Box Score - Final
Richmond at Auburn
12/08/24 Neville Arena, Auburn
2024-25 Men's Basketball

Game Time: 11:00 AM
Game Duration: 1:56
Attendance: 9,121

Officials: Bart Lenox, Vladimir Voyard-Tadai, K.B. Burdett Jr.

Richmond - 54											Record: 4-5																			
NO.	Name	Min	FG	3P	FT	Rebounds	Fouls	TP	AS	TO	ST	Blocks	BS	BA	+/-															
			M/A	M/A	M/A	OR	DR	FF	FD			BS	BA																	
7	Dusan Neskovic	F	26:35	3-12	1-8	5-5	2	0	2	3	4	12	1	0	1	0	0	0	-35											
21	Mike Walz	C	14:09	2-6	0-2	2-2	2	5	7	1	2	6	1	4	0	0	0	0	-17											
1	Mikkel Tyne	G	29:24	2-10	3-6	1-1	1	2	3	2	2	16	0	2	2	0	0	0	-40											
33	Delonnie Hunt	G	32:48	2-12	0-4	6-6	0	4	4	2	2	10	3	5	1	0	1	0	-36											
33	Apostolos Roumoglou	G	23:51	1-4	1-4	0-0	1	2	3	1	0	3	0	3	1	3	0	0	-27											
9	Jonathan Beagle	G	18:52	1-6	0-1	0-0	0	2	2	3	1	2	3	0	1	0	1	0	-18											
11	Jason Roche	G	19:29	1-3	1-3	1-3	0	0	0	2	1	4	0	0	0	1	0	0	-18											
5	Collin Tanner	G	18:48	0-3	0-1	1-2	1	2	2	1	1	0	0	0	0	0	0	0	-10											
17	Jack Graham	07:12	0-0	0-0	0-0	0-0	0-0	0-0	0-0	0-0	0-0	0-0	0-0	0-0	0-0	0-0	0-0	-8												
12	Ryan Soules	05:59	0-3	0-1	0-0	0-2	2-2	0-0	0-0	0-0	0-0	0-0	0-0	0-0	0-0	0-0	0-0	-9												
40	George Washington III	01:53	0-0	0-0	0-0	0-0	0-0	0-0	0-0	0-0	0-0	0-0	0-0	0-0	0-0	0-0	0-0	-2												
Team											3	3	6	0	0	1														
Totals											16-59	6-30	16-19	10	21	31	17	13	54	8	15	7	3	5	-44					

Shooting By Period			
1st FG%	8-28	28.6%	
3PT%	5-17	29.4%	
FT%	6-8	75%	
2nd FG%	8-31	25.8%	
3PT%	1-13	7.7%	
FT%	10-11	90.9%	
GM FG%	16-59	27.1%	
3PT%	6-30	20.0%	
FT%	16-19	84.2%	

Dead Ball Rebounds: 2.2

Auburn - 98											Record: 8-1																			
NO.	Name	Min	FG	3P	FT	Rebounds	Fouls	TP	AS	TO	ST	Blocks	BS	BA	+/-															
			M/A	M/A	M/A	OR	DR	FF	FD			BS	BA																	
10	Chad Baker-Mazara	F	18:36	5-8	1-3	2-2	1	5	6	1	2	13	5	1	1	0	0	28												
4	Johmi Broome	C	23:17	5-10	0-2	1-4	4	5	1	12	6	2	0	2	0	0	0	29												
44	Dylan Cardwell	C	20:13	3-8	0-0	1-3	2	5	1	3	7	2	1	2	1	1	1	22												
2	Denver Jones	G	25:34	3-10	3-8	2-2	1	4	5	0	2	11	0	1	0	1	0	27												
13	Miles Kelly	G	22:37	4-7	4-5	3-3	1	4	5	1	1	15	2	0	3	0	0	27												
0	Tahaad Pettiford	21:42	4-8	4-8	3-3	0	3	3	2	2	15	3	2	1	1	0	19													
3	Jahki Howard	20:42	5-9	1-2	2-4	2-2	4	3	2	13	0	0	0	0	0	0	16													
31	Chaney Johnson	20:23	2-4	0-0	3-4	3	6	2	2	7	1	0	0	1	0	1	20													
5	Chris Moore	12:08	0-0	0-0	2-2	2	2	4	3	1	2	1	0	0	0	0	13													
8	Ja'Heim Hudson	05:29	1-1	0-0	0-0	1	1	0	0	2	1	0	1	0	0	0	9													
1	JP Pegues	04:38	0-3	0-2	0-0	0	1	1	0	0	0	1	0	0	0	0	6													
21	Blake Muschalek	03:17	1-1	0-0	0-0	0	0	0	0	0	2	0	0	0	0	0	4													
7	CJ Williams	00:42	0-0	0-0	0-0	0	0	0	0	0	0	0	0	0	0	0	0													
14	Presley Patterson	00:42	0-0	0-0	0-0	0	1	1	0	0	0	0	0	0	0	0	0													
Team											1	2	3	0	0	0														
Totals											33-69	13-30	19-27	15	34	49	14	17	98	23	7	10	5	3	-44					

Shooting By Period			
1st FG%	19-37	48.6%	
3PT%	9-19	47.4%	
FT%	7-8	87.5%	
2nd FG%	15-32	46.9%	
3PT%	4-11	36.4%	
FT%	12-19	63.2%	
GM FG%	33-69	47.8%	
3PT%	13-30	43.3%	
FT%	19-27	70.4%	

Dead Ball Rebounds: 6.0

Points from Turnovers		Points from Paint		Points from Second Chance		Points from Fast Breaks		Points from Bench	
RIC	AUB	RIC	AUB	RIC	AUB	RIC	AUB	RIC	AUB
0	11	20	38	6	12	7	41	52	98

GAME 10 | #2/2 AUBURN 91, OHIO STATE 53



Official Basketball Box Score - Final
Ohio St. at Auburn
12/14/24 State Farm Arena, Atlanta
2024-25 Men's Basketball

Game Time: 1:00 PM
Game Duration: 2:05
Attendance: 12,900

Officials: Terry Oglesby, Byron Jarrett, Owen Shortt

Ohio St. - 53											Record: 6-4																			
NO.	Name	Min	FG	3P	FT	Rebounds	Fouls	TP	AS	TO	ST	Blocks	BS	BA	+/-															
			M/A	M/A	M/A	OR	DR	FF	FD			BS	BA																	
8	Micah Parrish	F	28:16	4-7	1-3	1-2	0	3	3	3	1	10	2	2	0	1	0	-23												
13	Sean Stewart	F	24:14	3-11	0-0	0-0	4	1	6	7	3	4	8	0	0	3	2	3	-22											
21	Devin Royal	F	34:46	4-9	0-1	6-8	1	4	5	2	6	14	1	0	1	0	1	3	-29											
1	Meechie Johnson	G	29:30	1-4	1-2	2-4	0	0	0	1	2	5	2	2	1	0	2	0	-24											
2	Bruce Thornton	G	33:21	1-7	1-4	0-1	0	2	2	1	4	3	1	2	0	0	1	4	-2											
25	Austin Parks	G	07:25	1-2	0-0	0-0	0	0	0	0	1	0	2	0	0	0	0	0	-10											
0	John Mobley Jr.	24:42	3-8	2-5	0-0	0	3	3	0	0	8	1	1	1	0	0	2	-28												
12	Evan Mahaffey	10:30	0-2	0-0	0-0	0	0	0	0	0	0	0	0	0	0	0	0	-11												
17	Ivan Njiegovan	07:16	1-1	1-1	0-0	0	1	1	0	0	0	0	0	0	0	0	0	-1												
Team											3	4	7	0	0	1														
Totals											18-61	6-16	11-19	5	23	28	12	17	53	7	8	5	4	13	-38					

Shooting By Period			
1st FG%	6-24	25.0%	
3PT%	1-5	20.0%	
FT%	8-14	57.1%	
2nd FG%	12-27	44.4%	
3PT%	5-11	45.5%	
FT%	3-5	60%	
GM FG%	18-51	35.3%	
3PT%	6-16	37.5%	
FT%	11-19	57.9%	

Dead Ball Rebounds: 3.0

Auburn - 91											Record: 9-1																			
NO.	Name	Min	FG	3P	FT	Rebounds	Fouls	TP	AS	TO	ST	Blocks	BS	BA	+/-															
			M/A	M/A	M/A	OR	DR	FF	FD			BS	BA																	
10	Chad Baker-Mazara	F	21:30	2-7	0-3	4-4	1	3	4	2	4	8	0	0	0	0	0	24												
4	Johmi Broome	C	25:46	9-18	1-3	2-3	7	13	20	1	4	21	6	0	1	3	1	33												
44	Dylan Cardwell	C	25:17	5-10	0-0	0-0	3	5	8	2	10	2	0	0	4	1	0	18												
2	Denver Jones	G	26:23	5-6	4-5	0-0	0	1	1	0	0	14	1	2	0	0	0	34												
13	Miles Kelly	G	14:58	3-8	2-6	0-0	0	0	0	3	0	8	0	0	2	1	0	18												
0	Tahaad Pettiford	24:29	3-8	3-4	0-0	0	4	4	2	0	9	5	2	1	0	1	0	30												
31	Chaney Johnson	18:01	1-4	0-2	3-4	2	2	4	2	5	2	0	0	2	1	2	0	29												
5	Chris Moore	12:57	0-0	0-0	0-0	1	2	3	1	0	0	0	0	0	0	1	0	18												
3	Jahki Howard	12:48	3-4	0-2	3-3	0	0	0	0	0	1	1	0	0	0	0	0	-1												
1	JP Pegues	08:12	0-1	0-1	0-0	0	2	2	1	1	0	2	0	0	0	0	0	-1												
8	Ja'Heim Hudson	05:09	2-6	1-4	0-0	0	0	0	0	1	5	0	0	0	0	1	0	-1												
21	Blake Muschalek	02:43	0-0	0-0	0-0	0	0	0	0	0	0	0	0	0	0	0	0	-5												
14	Presley Patterson	01:47	0-0	0-0	0-0	0	0	0	0	0	0	0	0	0	0	0	0	-6												
Team											2	1	3	0	0	0														
Totals											33-72	13-30	12-14	16	33	49	17	12	91	18	5	4	13	4	-38					

Points from Turnovers		Points from Paint		Points from Second Chance		Points from Fast Breaks		Points from Bench	
OSU	AUB	OSU	AUB	OSU	AUB	OSU	AUB	OSU	AUB
3	11	20	38	5	19	9	7	13	30

GAME 11 | #2/2 AUBURN 100, GEORGIA STATE 59



Official Basketball Box Score - Final
Georgia St. at Auburn
12/17/24 Neville Arena, Auburn
2024-25 Men's Basketball

Game Time: 7:00 PM
Game Duration: 2:05
Attendance: 9,121

Officials: Steven Anderson, Olanda Poole, Landon Brandes

Georgia St. - 59											Record: 4-7												
NO.	Name	Min	FG	3P	FT	Rebounds	Fouls	TP	AS	TO	ST	Blocks	BS	BA	+/-								
			M/A	M/A	M/A	OR	DR	FF	FD			BS	BA										
7	Zarique Nutter	F	20:36	1-7	0-1	0-0	0	1	1	3	0	2	0	1	0	0	0	-18					
33	Nick McMullen	F	39:47	4-8	0-2	7-10	5	11	16	4	8	15	4	4	3	0	0	-21					
4	Cesar Edwards	C	24:10	5-13	2-4	3-4	4	3	7	1	3	15	1	4	0	0	0	-33					
11	Toneari Lane	G	28:12	2-11	0-6	1-2	2	1	3	2	1	5	1	0	0	0	0	-20					
22	Malachi Brown																						

2024-25 BOX SCORES

GAME 13 | #2/2 AUBURN 87, MONMOUTH 58

Official Basketball Box Score - Final
Monmouth at Auburn
 12/03/25 Neville Arena, Auburn
 2024-25 Men's Basketball

Game Time: 5:30 PM
 Game Duration: 1:57
 Attendance: 9,121

Record: 2-11

NO.	Name	Min	FG	3P	FT	Rebounds	Fouls	TP	AS	TO	ST	Blocks	+/-
			M-A	M-A	M-A	OR DR TOT	PF					BS BA	
0	Dok Muordar	F 10:57	1-3	0-0	0-0	0 1 1	2	0	0	0	0	3 1	0
2	Jarel Valencia	F 20:39	5-13	1-4	0-0	4 4 8	19	0	0	0	0	0 0	-12
1	Abdi Bashir Jr.	G 36:02	4-15	2-5	5-5	0 2 2	0 3	15	4	2	0	0 3	-25
3	Madison Durr	G 32:16	3-5	1-1	5-6	1 1 2	4 4	12	3	3	1	0 1	-18
13	Jack Collins	G 33:34	2-4	1-3	1-2	2 2 4	3 3	6	3	1	2	0 0	-22
21	Chris Morgan	15:12	3-7	0-0	2-4	0 4 4	2 2	8	0	2	0	0 0	0
23	Cornelius Robinson Jr.	17:29	0-0	0-0	0 0 0	3 3	2	0	0	0	0	0 0	-2
11	Aric Demings	06:50	0-0	0-0	0-0	0 0 0	0	0	0	2	1	0 0	-13
6	Jordan Meka	03:11	0-0	0-0	0-0	1 0 1	2	0	0	0	0	0 0	-14
4	Andrew Ball	02:48	0-0	0-0	0-0	0 0 0	0	0	0	0	0	0 0	-5
7	Justin Ray	01:42	0-0	0-0	0-0	0 0 0	0	2	0	0	0	0 0	-4
5	Corey Miller	02:16	0-0	0-0	0-0	1 1 1	0	0	0	1	3	0 0	0
9	Lucas Orchard	02:16	0-0	0-0	2-2	0 0 0	1	2	0	0	1	0 0	0
10	Jack Leahy	02:16	0-0	0-0	0-0	0 0 0	0	0	0	0	0	0 0	0
30	Sam Fagan	02:16	0-2	0-0	0-0	0 0 0	0	0	0	0	0	0 0	0
42	Quinn Peters	02:16	0-0	0-0	0-0	0 0 0	0	0	0	0	0	0 0	0
Team						1 4 5	0	0	0	0	0		
Totals			19-52	5-13	15-19	5 22 27	19 15	58	10	11	5	3 7	-29

Technical Fouls: NONE

Record: 12-1

NO.	Name	Min	FG	3P	FT	Rebounds	Fouls	TP	AS	TO	ST	Blocks	+/-
			M-A	M-A	M-A	OR DR TOT	PF					BS BA	
10	Chad Baker-Mazara	F 22:17	3-8	3-8	4-4	1 2 3	1 4	13	4	0	1	0 0	24
4	Johni Broome	C 22:11	4-8	0-2	6-10	1 7 11	1 6	14	4	0	1	3 0	27
44	Dylan Cardwell	C 18:59	5-8	0-0	2-5	6 5 11	3 4	12	1	1	2	2 8	8
2	Denver Jones	G 25:23	3-5	3-3	0-0	1 2 3	1 0	9	1	1	0	0 0	21
13	Miles Kelly	G 20:17	2-7	1-4	3-3	0 4 4	0 2	8	2	0	0	0 0	15
0	Tahaad Pettiford	26:34	4-9	1-5	0-0	1 1 3	0 9	5	3	1	1	0 0	36
31	Chaney Johnson	19:28	3-5	0-2	6-6	2 2 2	0 3	12	2	1	1	0 0	20
5	Chris Moore	10:14	0-1	0-1	0-0	0 4 4	1 0	0	1	1	0	0 0	1
3	Jahki Howard	3:07	3-8	0-3	0-0	0 0 0	2 0	6	1	1	1	0 1	2
8	Ja'Heim Hudson	06:50	2-5	0-1	0-0	1 0 1	2 0	4	0	0	0	1 0	-7
1	JP Pogues	04:39	0-1	0-1	0-0	1 2 0	0 0	0	1	0	0	0 0	-9
21	Blake Muschalek	03:07	0-0	0-0	0-0	0 0 0	1 0	0	0	0	0	0 0	-5
7	CJ Williams	01:27	0-1	0-0	0-0	0 0 0	0 0	0	0	0	1	0 0	-1
14	Presley Patterson	01:27	0-0	0-0	0-0	0 0 0	1 0	0	0	0	0	0 0	-1
Team						1 2 3	0	0	0	0	0		
Totals			29-66	8-30	21-28	16 30 46	15 19	87	22	7	8	7 3	-29

Technical Fouls: NONE

	MON	AUB
Biggest lead	5 (1 st 15:58)	38 (2 nd 7:52)
Best Scoring Run	11 (2 nd 1:27)	18 (1 st 1:10)
Lead Changes	6	
Times Tied	4	
Time with Lead	06:57	31:22

Points from		MON	AUB
Turnovers		5	20
Paint		20	40
Second Chance		4	15
Fast Breaks		10	17
Bench		10	31

Period by Period Scoring		1st	2nd	TOT
AUB		28	30	58
AUB		46	41	87

GAME 15 | #2/2 AUBURN 87, TEXAS 82

Official Basketball Box Score - Final
Auburn at Texas
 01/07/25 Moody Center, Austin
 2024-25 Men's Basketball

Game Time: 9:00 PM
 Game Duration: 2:26
 Attendance: 10,516

Record: 14-1 (2-0)

NO.	Name	Min	FG	3P	FT	Rebounds	Fouls	TP	AS	TO	ST	Blocks	+/-
			M-A	M-A	M-A	OR DR TOT	PF					BS BA	
10	Chad Baker-Mazara	F 27:55	4-8	1-3	7-8	0 5 5	2 6	16	3	2	1	2 1	7
4	Johni Broome	C 35:39	7-15	0-1	6-7	4 8 12	3 7	20	5	1	2	3 0	3
44	Dylan Cardwell	C 16:41	0-0	0-0	0-0	3 3 6	2 0	0	0	1	0	0 0	2
2	Denver Jones	G 32:41	3-6	1-3	3-4	2 2 2	3 2	10	4	1	0	2 0	5
13	Miles Kelly	G 29:13	6-12	4-6	2-3	1 2 3	4 1	18	1	2	0	0 1	13
0	Tahaad Pettiford	16:51	3-7	1-2	3-3	0 3 3	3 2	10	0	1	1	0 2	1
31	Chaney Johnson	22:26	2-6	0-3	0-0	2 2 2	0 4	2	1	1	0	2 0	7
5	Chris Moore	06:19	1-3	1-2	0-0	0 0 0	3 0	3	0	0	0	0 0	-9
3	Jahki Howard	10:15	3-4	0-1	0-0	1 0 1	0 2	6	0	0	1	0 0	-4
Team						3 0 3	0	0	0	1	0		
Totals			29-61	8-21	21-25	12 25 37	22 20	87	15	10	6	10 4	5

Technical Fouls: Broome 2nd 1:23

Record: 11-4 (0-2)

NO.	Name	Min	FG	3P	FT	Rebounds	Fouls	TP	AS	TO	ST	Blocks	+/-
			M-A	M-A	M-A	OR DR TOT	PF					BS BA	
5	Kadin Shedrick	F 30:47	2-4	0-0	0-0	4 3 7	4 1	4	0	1	0	2 1	6
6	Arthur Kaluma	F 38:18	12-16	5-6	5-7	1 7 8	1 6	34	2	2	0	2 1	1
0	Jordan Pope	G 28:37	4-11	0-3	1-1	1 2 1	5 5	19	1	1	3	0 2	-2
12	Tramon Mark	G 29:46	1-5	0-0	3-4	1 4 5	3 2	5	1	1	1	0 2	-6
20	Tre Johnson	G 37:35	5-13	0-3	1-2	0 3 3	3 2	11	2	2	2	0 1	1
1	Julian Larry	14:38	1-3	0-0	4-4	1 1 2	3 2	6	0	4	0	0 1	-5
2	Chendall Weaver	01:59	0-0	0-0	0-0	0 0 0	1 0	0	0	0	0	0 0	-4
21	Zefrik Onyema	04:40	1-2	0-0	0-0	1 1 1	3 2	2	0	0	0	0 0	-7
25	Jayson Kent	13:40	0-2	0-2	1-2	1 0 1	1 1	1	1	0	0	0 0	-9
Team						0 1 1	0	0	0	0	0		
Totals			26-56	5-14	25-30	9 21 30	20 21	82	6	11	6	4 10	-5

Technical Fouls: NONE

	AUB	TEXAS
Biggest lead	21 (2 nd 12:57)	4 (1 st 18:28)
Best Scoring Run	9 (1 st 11:52)	8 (2 nd 10:41)
Lead Changes	1	
Times Tied	2	
Time with Lead	34:35	02:13

Points from		AUB	TEXAS
Turnovers		12	12
Paint		28	28
Second Chance		20	12
Fast Breaks		11	9
Bench		23	9

Period by Period Scoring		1st	2nd	TOT
AUB		39	48	87
TEXAS		27	55	82

GAME 14 | #2/2 AUBURN 84, MISSOURI 68

Official Basketball Box Score - Final
Missouri at Auburn
 01/04/25 Neville Arena, Auburn
 2024-25 Men's Basketball

Game Time: 2:00 PM
 Game Duration: 2:14
 Attendance: 9,121

Record: 11-3 (0-1)

NO.	Name	Min	FG	3P	FT	Rebounds	Fouls	TP	AS	TO	ST	Blocks	+/-
			M-A	M-A	M-A	OR DR TOT	PF					BS BA	
25	Mark Mitchell	F 17:29	2-9	1-3	1-2	1 0 1	2 2	6	0	0	0	0 0	-20
33	Josh Gray	C 08:31	1-1	0-0	1-2	1 1 2	2 1	3	0	1	1	0 0	-7
0	Anthony Robinson II	G 14:16	0-2	0-1	0-0	0 2 2	2 1	0	2	1	0	0 0	-11
2	Tamar Bates	G 23:08	3-9	0-4	2-2	0 3 3	1 2	8	0	2	0	0 2	-20
12	Tony Perkins	G 19:55	2-3	0-0	0-0	1 0 1	2 2	4	3	2	2	0 1	-18
23	Aldan Shaw	02:45	1-2	0-0	0-0	0 0 0	0 0	0	0	0	0	0 0	-2
4	Marcus Allen	21:44	2-6	1-2	4-6	1 4 5	2 4	9	1	3	3	0 1	4
11	Trent Pierce	16:53	3-5	1-3	1-2	1 1 2	0 3	8	0	1	1	0 0	-16
31	Caleb Graft	13:57	0-3	0-0	0-0	3 3 6	2 0	0	1	1	0	0 0	20
21	Peyton Marshall	01:24	0-0	0-0	0-0	0 0 0	0 0	0	0	0	0	0 0	-3
35	Jacob Crews	18:12	2-5	2-3	0-0	0 1 1	1 0	6	0	0	0	0 0	5
1	Marques Warrick	16:47	5-8	2-4	7-8	2 1 3	1 3	19	2	1	0	0 0	9
5	T.O. Barrett	13:23	0-2	0-0	1-2	0 0 0	1 1	1	2	2	3	0 0	10
6	Annor Boateng	11:36	0-0	0-0	2-2	0 0 0	3 1	2	1	0	1	1 0	9
Team													

2024-25 BOX SCORES

GAME 17 | #1/1 AUBURN 88, #15/#18 MISSISSIPPI ST. 66



Official Basketball Box Score - Final
Mississippi St. at Auburn
 01/16/25 Neville Arena, Auburn
 2024-25 Men's Basketball

Game Time: 6:00 PM
 Game Duration: 2:02
 Attendance: 9,121

Officials: Don Daly, Owen Shortt, Vladimir Voyard-Tidal

Mississippi St. - 66

Record: 14-3 (2-2)

NO. Name	Min	FG		3P		FT		Rebounds		Fouls		TP	AS	TO	ST	Blocks		+/-
		M-A	M-A	M-A	M-A	OR	DR	OR	DR	PF	FT					BS	BA	
4 Cameron Matthews	F	36:07	2-10	0-2	0-0	2	3	5	3	2	4	2	3	0	0	4	-21	
22 RJ Melendez	C	28:16	5-12	0-4	5-6	5	5	10	3	3	15	0	4	0	1	2	-15	
23 Michael Nwoko	C	17:00	1-5	0-1	0-1	1	2	3	1	1	2	1	0	0	1	1	-8	
0 Claudell Harris Jr.	G	30:02	4-10	1-5	2-2	1	1	2	3	2	11	1	4	2	0	1	-35	
12 Josh Hubbard	G	35:36	2-12	2-10	1-12	0	5	5	0	2	7	0	1	1	1	0	-18	
3 KeShawn Murphy	F	26:02	5-8	0-0	1-6	5	3	8	2	4	11	0	2	2	0	0	-10	
5 Shawn Jones Jr.	F	16:22	3-4	0-0	0-0	1	2	3	2	0	6	0	1	0	0	1	-11	
6 Delquan Warren	F	09:31	0-2	0-2	0-0	0	1	1	0	0	0	1	1	2	0	0	6	
8 Harrison Alexander	F	01:04	0-0	0-0	0-0	0	0	0	0	0	0	0	0	0	0	0	2	
Team						5	0	5	0	0	0	0	0	0	0	0	0	
Totals			22-63	3-24	19-27	20	22	42	15	19	66	5	16	7	2	10	-22	

Shooting By Period

1st FG%	9-31	29.0%
3PT%	1-11	9.1%
FT%	8-10	80%
2nd FG%	13-32	40.6%
3PT%	2-13	15.4%
FT%	11-17	64.7%
GM FG%	22-63	34.9%
3PT%	3-24	12.5%
FT%	19-27	70.4%

Dead Ball Rebounds: 6.0

Technical Fouls: NONE

Auburn - 88

Record: 16-1 (4-0)

NO. Name	Min	FG		3P		FT		Rebounds		Fouls		TP	AS	TO	ST	Blocks		+/-
		M-A	M-A	M-A	M-A	OR	DR	OR	DR	PF	FT					BS	BA	
10 Chad Baker-Mazara	F	24:33	8-11	3-5	1-2	0	2	2	3	2	20	1	2	1	2	0	13	
31 Chaney Johnson	F	34:04	7-10	1-1	2-2	2	6	8	4	2	17	1	1	1	4	0	35	
44 Dylan Cardwell	C	28:44	4-6	0-0	1-3	2	3	5	2	3	9	1	2	1	2	0	12	
2 Denver Jones	G	27:32	3-8	1-5	6-6	0	1	1	1	3	13	3	1	2	0	0	11	
13 Miles Kelly	G	29:08	4-8	3-5	2-2	2	8	10	4	1	13	0	1	2	0	1	35	
0 Tahaad Pettiford	F	21:12	5-11	2-6	0-0	0	2	1	0	2	12	3	1	4	0	0	2	
5 Chris Moore	F	11:47	1-1	0-0	0-0	0	2	2	0	1	2	0	0	0	0	0	-5	
3 Jatki Howard	F	14:23	1-3	0-2	0-0	0	0	0	0	2	2	0	0	1	0	0	11	
8 Ja'Heim Hudson	G	04:21	0-1	0-0	0-0	1	0	1	1	0	0	0	0	0	0	0	4	
7 CJ Williams	G	01:04	0-0	0-0	0-0	0	0	0	0	0	0	0	0	0	0	0	-2	
14 Presley Patterson	F	01:04	0-1	0-0	0-0	0	0	0	0	0	0	0	0	0	0	1	-2	
21 Blake Muschalek	F	01:04	0-0	0-0	0-0	0	0	0	0	0	0	0	0	1	0	0	-2	
22 Reed Trapp	F	01:04	0-0	0-0	0-0	0	0	0	0	0	0	0	0	0	0	0	-2	
Team						0	1	1	0	0	0	0	0	0	0	0	0	
Totals			33-60	10-24	12-15	7	23	30	19	15	88	9	10	11	10	2	22	

Shooting By Period

1st FG%	17-29	58.6%
3PT%	7-13	53.8%
FT%	5-6	83.3%
2nd FG%	16-31	51.6%
3PT%	3-11	27.3%
FT%	7-9	77.8%
GM FG%	33-60	55.0%
3PT%	10-24	41.7%
FT%	12-15	80.0%

Dead Ball Rebounds: 1.0

Technical Fouls: NONE

AUB

MSU

Biggest lead	0 (1st 20:00)	26 (2nd 10:51)
Best Scoring Run	8 (2nd 6:52)	11 (2nd 1:28)
Lead Changes	0	0
Times Tied	0	0
Time with Lead	00:00	39:33
Points from Turnovers	10	22
Paint	38	36
Second Chance	24	8
Fast Breaks	7	11
Bench	17	16

Technical Fouls: NONE

GAME 18 | #1/1 AUBURN 70, #23/23 GEORGIA 68



Official Basketball Box Score - Final
Auburn at Georgia
 01/16/25 Stegman Coliseum, Athens
 2024-25 Men's Basketball

Game Time: 1:01 PM
 Game Duration: 2:27
 Attendance: 10,523

Officials: Pat Adams, Wil Howard, Mike Nance

Auburn - 70

Record: 17-1 (5-0)

NO. Name	Min	FG		3P		FT		Rebounds		Fouls		TP	AS	TO	ST	Blocks		+/-
		M-A	M-A	M-A	M-A	OR	DR	OR	DR	PF	FT					BS	BA	
10 Chad Baker-Mazara	F	31:21	5-16	3-6	0-0	1	5	6	2	2	13	1	0	1	0	2	2	
31 Chaney Johnson	F	35:04	1-9	0-0	0-0	2	4	6	3	1	2	1	2	0	1	1	-2	
44 Dylan Cardwell	C	22:05	1-2	0-0	0-2	6	1	7	1	2	2	3	0	2	4	0	18	
2 Denver Jones	G	27:01	3-8	1-4	1-2	1	0	1	3	2	8	0	0	0	0	0	-16	
13 Miles Kelly	G	31:31	4-8	1-4	4-4	0	5	5	1	2	13	0	1	0	0	0	3	
8 Ja'Heim Hudson	F	18:30	2-3	0-1	1-2	3	0	3	3	2	5	0	1	2	0	0	-8	
0 Tahaad Pettiford	F	21:59	7-13	5-7	5-8	0	3	3	2	5	24	2	2	2	2	0	19	
3 Jatki Howard	F	09:50	1-2	0-1	1-2	0	1	1	1	1	3	0	0	1	0	0	-1	
5 Chris Moore	F	02:39	0-0	0-0	0-0	0	2	2	0	0	0	0	0	0	0	0	1	
Team						2	3	5	0	0	0	0	0	0	0	0	0	
Totals			24-61	10-23	12-20	15	24	39	16	17	70	7	11	9	5	5	2	

Shooting By Period

1st FG%	11-34	32.4%
3PT%	6-15	40.0%
FT%	5-9	55.6%
2nd FG%	13-27	48.1%
3PT%	4-8	50.0%
FT%	7-11	63.6%
GM FG%	24-61	39.3%
3PT%	10-23	43.5%
FT%	12-20	60.0%

Dead Ball Rebounds: 4.2

Technical Fouls: NONE

Georgia - 68

Record: 14-4 (2-3)

NO. Name	Min	FG		3P		FT		Rebounds		Fouls		TP	AS	TO	ST	Blocks		+/-
		M-A	M-A	M-A	M-A	OR	DR	OR	DR	PF	FT					BS	BA	
10 RJ Godfrey	F	22:53	2-3	0-0	1-4	1	3	4	2	2	5	0	0	1	0	0	6	
14 Aza Newell	F	33:02	6-13	2-4	2-4	1	9	10	3	4	16	1	0	0	1	0	1	
0 Blue Cain	G	30:22	4-11	2-6	2-4	2	6	8	1	2	12	0	2	4	0	0	12	
5 Silas Demary Jr.	G	29:33	3-10	1-5	1-2	1	2	3	4	2	8	2	3	1	0	1	-13	
7 Tyrin Lawrence	G	29:23	4-9	2-4	2-4	2	1	3	2	1	12	1	0	1	0	1	11	
1 Dakota Lefew	F	25:31	3-4	0-1	0-0	1	1	2	1	3	6	1	3	2	1	0	0	
2 De'Shayne Montgomery	F	05:43	0-1	0-0	0-0	0	0	0	0	0	2	0	0	0	0	1	-13	
6 Somto Cyril	F	12:53	1-2	0-0	0-0	2	1	3	1	1	2	1	0	0	2	1	-17	
25 Justin Abbin	F	10:41	3-4	0-0	1-2	0	2	2	1	1	7	0	1	0	0	0	3	
Team						2	1	3	0	0	0	0	0	0	0	0	0	
Totals			26-57	7-20	9-20	12	26	38	17	16	68	8	12	4	5	5	-2	

Shooting By Period

1st FG%	11-26	42.3%
3PT%	2-10	20.0%
FT%	9-9	33.3%
2nd FG%	15-31	48.4%
3PT%	5-10	50.0%
FT%	6-11	54.5%
GM FG%	26-57	45.6%
3PT%	7-20	35.0%
FT%	9-20	45.0%

Dead Ball Rebounds: 4.0

Technical Fouls: NONE

Biggest lead	17 (1st 8:28)	2 (1st 19:36)	
Best Scoring Run	14 (1st 11:22)	13 (1st 4:13)	
Lead Changes	1	0	
Times Tied	0	0	
Time with Lead	39:06	00:30	
Points from Turnovers	13	14	
Paint	24	34	
Second Chance	9	8	
Fast Breaks	9	7	
Bench	32	15	
Period by Period Scoring	AUB 33	37	70
	UGA 27	41	68

GAME 19 | #1/1 AUBURN 53, #6/7 TENNESSEE 51



Official Basketball Box Score - Final
Tennessee at Auburn
 01/25/25 Neville Arena, Auburn
 2024-25 Men's Basketball

Game Time: 7:30 PM
 Game Duration: 2:19
 Attendance: 9,121

Officials: Doug Shows, Byron Jarrett, Jeb Hartness

Tennessee - 51

Record: 17-3 (4-3)

NO. Name	Min	FG		3P		FT		Rebounds		Fouls		TP	AS	TO	ST	Blocks		+/-
		M-A	M-A	M-A	M-A	OR	DR	OR	DR	PF	FT					BS	BA	
7 Igor Milicic Jr.	F	26:34	1-6	0-0	2-2	1	1	2	4	3	4	1	1	0	2	2	0	
34 Felix Okpara	C	35:57	3-5	0-0	0-2	1	8	9	3	1	6	1	2	1	2	2	-1	
2 Chaz Lanier	G	27:14	4-11	2-6	0-0	0	2	2	1	1	10	0	1	0	0	1	5	
5 Zakai Zeigler	G	39:14	4-15	0-6	6-6	0	6	6	1	6	14	5	1	2	0	0	2	
15 Jahmai Mashack	G	29:34	2-4	0-1	3-4	3	3	6	2	2	7	1	0	2	1	0	-14	
11 Jordan Gainey	F	25:04	3-10	2-5	0-0	1	3	4	5	1	8	1	1	1	0	0	1	

2024-25 BOX SCORES

GAME 21 | #1/1 AUBURN 92, #23/23 OLE MISS 82



Official Basketball Box Score - Final

Auburn at Ole Miss

02/01/25 The Sandy and John Black Pavilion at Ole Miss, Oxford, Miss.
2024-25 Men's Basketball

Game Time: 1:00 PM

Game Duration: 3:25

Attendance: 9,974

Officials: Pat Adams, Courtney Green, Patrick Evans

NO. Name	Min	3P			Rebounds	Fouls	TP	AS	TO	ST	Blocks		+/-
		M-A	M-A	M-A							OR	DR	
10 Chad Baker-Mazara	F 29:33	6-10	4-6	2-3	0 2 2	4 3	18	3	2	1	0	1	3
4 Johni Broome	C 31:36	7-14	2-2	4-7	6 6 12	3 6	20	4	3	0	2	1	4
44 Dylan Cardwell	C 25:22	3-6	0-1	4-5	3 10 13	3 3	10	4	0	2	1	1	8
2 Denver Jones	G 35:01	5-11	4-7	2-2	0 1 1	2 2	16	4	4	1	0	2	8
13 Miles Kelly	G 22:44	4-8	3-6	4-4	0 1 1	4 2	15	1	0	1	0	0	2
0 Tahaad Pettiford	G 24:04	3-7	1-3	2-2	0 1 1	2 1	9	5	3	1	0	0	17
31 Chaney Johnson	14:30	1-3	0-1	0-0	2 1 3	3 0	2	1	0	0	0	0	7
5 Chris Moore	10:43	0-1	0-1	0-0	0 1 1	2 1	0	0	0	0	0	0	4
8 Ja'Heim Hudson	06:27	1-2	0-1	0-0	0 1 1	0 2	0	0	0	0	0	0	-3
Team					4 2 6	0	0	0	0	0	0	0	
Totals		30:62	14:28	18:23	15 26 41	24 18	92	22	12	6	3	5	10

Technical Fouls:NONE

NO. Name	Min	3P			Rebounds	Fouls	TP	AS	TO	ST	Blocks		+/-
		M-A	M-A	M-A							OR	DR	
0 Malik Dia	F 32:02	3-9	0-2	3-4	2 2 4	2 3	9	3	1	1	3	0	-16
3 Sean Pedulla	G 35:09	10-16	3-6	6-8	1 4 5	4 4	29	2	2	3	0	0	-14
5 Jaylen Murray	G 28:31	0-6	0-3	3-4	0 0 0	2 5	3	4	1	1	0	2	5
11 Matthew Murrell	G 31:03	4-6	2-4	7-9	0 4 4	1 4	17	1	0	1	0	0	-11
14 Dre Davis	G 14:39	2-4	0-1	1-2	1 1 2	5 1	5	0	0	0	1	0	7
4 Jaemyn Brakefield	30:07	5-10	1-1	1-4	3 2 5	1 4	12	1	4	1	0	1	-3
7 Davon Barnes	19:35	1-3	0-2	2-2	0 5 5	2 1	4	0	0	1	1	0	-16
1 Mikeal Brown-Jones	05:26	1-2	0-0	1-2	1 0 1	1 2	0	0	0	1	0	0	-1
8 Eduardo Klatke	03:28	0-0	0-0	0-0	0 0 0	0 0	0	0	1	0	0	0	-1
Team					3 1 4	0	0	0	0	0	0	0	
Totals		26:56	6:19	24:35	11 19 30	18 24	82	11	9	9	5	3	-10

Technical Fouls:Team 2nd0:08

Biggest lead	AUB	OM	Points from Turnovers	AUB	OM	Period by Period Scoring
Best Scoring Run	10 (2 nd 0:08)	4 (1 st 16:27)	16	17		1st 2nd TOT
Lead Changes	9 (1 st 9:43)	9 (1 st 16:27)	28	34		AUB 41 51 92
Times Tied	2	1	17	14		OM 34 48 82
Time with Lead	33:57	04:04				

Game Notes:2nd Half 16:27 - Official Review - Personal Foul Upgraded to Flagrant 1 • 2nd Half 00:08 - Technical Foul Charged - OM Head Coach •

GAME 22 | #1/1 AUBURN 98, OKLAHOMA 70



Official Basketball Box Score - Final

Oklahoma at Auburn

02/04/25 Neville Arena, Auburn
2024-25 Men's Basketball

Game Time: 8:00 PM

Game Duration: 2:16

Attendance: 9,121

Officials: KB Burdett Jr., Olands Poole, Todd Austin

NO. Name	Min	3P			Rebounds	Fouls	TP	AS	TO	ST	Blocks		+/-
		M-A	M-A	M-A							OR	DR	
10 Sam Godwin	F 10:21	1-3	0-0	0-0	1 1 2	4 0	2	1	0	0	0	2	-4
14 Jalón Moore	F 33:18	5-12	1-2	0-0	0 1 1	3 0	11	0	2	0	0	4	-22
0 Jeremiah Fears	G 25:14	1-8	1-3	7-7	0 1 1	2 4	10	3	5	0	0	4	-17
2 Brycen Goodine	G 17:44	1-3	1-1	0-3	1 4 5	3 2	5	0	1	1	0	0	-16
15 Duke Miles	G 25:06	3-3	1-1	0-0	1 1 2	2 0	7	2	1	0	0	0	-16
5 Mohamed Wague	G 12:24	1-1	0-0	2-3	2 1 3	3 3	4	1	1	1	0	0	-10
35 Glenn Taylor Jr.	18:40	0-3	0-3	0-0	0 2 2	2 0	2	1	0	0	0	0	-5
7 Dayton Forsythe	21:28	1-8	0-3	11-11	0 1 1	0 4	13	0	0	0	0	1	-15
1 Kobe Elvis	12:46	2-5	1-4	5-5	0 0 0	1 2	10	0	1	0	0	0	-21
45 Luke Northweather	20:02	2-7	2-6	0-0	1 5 6	1 0	6	0	0	0	0	0	-13
24 Jacob Fredson-Cole	02:57	1-1	0-0	0-0	0 1 1	2 0	2	0	1	0	0	0	-1
Team					3 1 4	0	0	2	0	2	0	0	
Totals		18:54	7:23	27:29	9 19 28	23 15	70	9	15	2	0	11	-28

Technical Fouls:Moore 1st11:12;Fears 2nd9:33

NO. Name	Min	3P			Rebounds	Fouls	TP	AS	TO	ST	Blocks		+/-
		M-A	M-A	M-A							OR	DR	
10 Chad Baker-Mazara	F 19:58	5-11	1-5	4-5	1 1 2	5 5	15	1	1	1	0	0	16
4 Johni Broome	C 26:24	4-9	0-1	7-9	0 5 5	1 6	15	6	3	3	0	0	11
44 Dylan Cardwell	C 18:27	4-4	0-0	0-2	2 1 3	1 1	8	1	0	0	0	0	18
2 Denver Jones	G 27:12	4-4	3-3	2-2	0 3 3	0 1	13	4	1	1	0	0	28
13 Miles Kelly	G 25:14	4-11	1-7	0-0	1 3 4	3 0	9	0	0	1	1	0	11
0 Tahaad Pettiford	22:26	3-8	3-8	2-2	0 4 4	1 1	11	3	0	0	0	0	16
31 Chaney Johnson	26:52	4-6	0-0	5-6	2 6 8	2 3	13	3	1	1	1	0	22
5 Chris Moore	16:10	2-2	0-0	2-2	0 3 3	0 0	6	1	1	0	0	0	10
8 Ja'Heim Hudson	06:23	0-3	0-1	0-0	0 0 0	0 0	0	0	0	0	0	0	4
3 Jahki Howard	03:52	1-3	0-1	4-5	1 1 2	0 2	6	0	0	0	0	0	2
21 Blake Muschalek	03:14	1-1	0-0	0-0	0 0 0	1 0	2	0	0	1	0	0	2
7 CJ Williams	01:54	0-0	0-0	0-0	0 0 0	0 0	0	0	0	0	0	0	1
14 Presley Patterson	01:54	0-0	0-0	0-0	0 0 0	0 0	0	0	0	0	0	0	1
Team					3 1 4	0	0	0	0	0	0	0	
Totals		32:61	8:26	26:33	10 28 38	17 21	98	19	7	9	11	0	28

Technical Fouls:Kelly 2nd17:11;Baker-Mazara 2nd9:33

Biggest lead	OKL	AUB	Points from Turnovers	OKL	AUB	Period by Period Scoring
Best Scoring Run	2 (1 st 18:14)	30 (2 nd 2:36)	9	22		1st 2nd TOT
Lead Changes	6 (2 nd 1:26)	12 (2 nd 18:11)	20	46		OKL 34 36 70
Times Tied	3	1	8	16		AUB 44 54 98
Time with Lead	00:36	38:06				

GAME 23 | #6/6 FLORIDA 90, #1/1 AUBURN 81



Official Basketball Box Score - Final

Florida at Auburn

02/08/25 Neville Arena, Auburn
2024-25 Men's Basketball

Game Time: 3:00 PM

Game Duration: 2:09

Attendance: 9,121

Officials: Terry Oglesby, Owen Shortt, Will Howard

NO. Name	Min	3P			Rebounds	Fouls	TP	AS	TO	ST	Blocks		+/-
		M-A	M-A	M-A							OR	DR	
21 Alex Condon	F 32:36	7-10	0-2	3-5	3 7 10	2 7	17	4	2	1	0	0	-1
9 Rueben Chinyelu	C 14:54	2-4	0-0	0-0	2 1 3	2 0	4	1	0	0	1	1	-6
1 Walter Clayton Jr.	G 40:00	6-11	4-8	3-3	0 6 6	3 2	19	9	3	1	1	0	9
5 Will Richard	G 31:23	4-13	2-9	2-2	0 5 5	3 1	12	1	1	1	0	0	1
11 Denzel Aberdean	G 25:06	4-11	2-5	0-0	1 2 3	3 1	10	2	3	0	0	2	-1
7 Urban Klavzar	G 17:13	3-3	3-3	0 0 0	3 0 3	0 9	2	1	1	1	3	1	19
10 Thomas Haugh	28:28	4-10	1-4	7-8	3 6 9	2 5	16	3	1	1	3	1	9
4 Sam Alexis	07:20	1-2	1-2	0-0	0 0 0	1 0	3	0	0	0	0	0	7
Team					2 2 4	0	0	1	0	0	0	0	
Totals		31:64	13:33	15:18	11 29 40	19 16	90	22	12	5	4	9	

Technical Fouls:NONE

NO. Name	Min	3P			Rebounds	Fouls	TP	AS	TO	ST	Blocks		+/-
		M-A	M-A	M-A							OR	DR	
10 Chad Baker-Mazara	F 18:44	2-6	1-3	1-1	0 1 1	3 2	6	2	1	0	0	0	-12
4 Johni Broome	C 30:25	8-19	1-3	1-2	6 5 11	2 2	18	6	1	0	2	1	0
44 Dylan Cardwell	C 24:22	2-3	0-0	1-5	6 6 12	4 3	5	1	1	0	0	0	-6
2 Denver Jones	G 30:08	0-4	0-1	2-4	0 7 7	1 2	2	1	3	1	0	0	-1
13 Miles Kelly	G 35:13	8-18	3-9	3 3	1 2 3	1 3	22	1	0	1	1	2	-2
0 Tahaad Pettiford	25:24	4-11	2-5	4-5	2 2 2	4 0	14	3	1				

2024-25 BOX SCORES

GAME 25 | #1/2 AUBURN 94, #2/1 ALABAMA 85



Official Basketball Box Score - Final
Auburn at Alabama
 02/15/25 Coleman Coliseum, Tuscaloosa
 2024-25 Men's Basketball

Game Time: 3:00 PM
 Game Duration: 2:40
 Attendance: 13,474

Officials: Pat Adams, Joe Lindsay, Vladimir Voyad-Tadai

Auburn - 94 Record: 23-2 (11-1)

NO. Name	Min	FG		3P		FT		Rebounds		Fouls		TP	AS	TO	ST	Blocks		+/-
		M-A	M-A	M-A	M-A	OR	DR	TOT	PF	FD	BS					BA		
5 Chris Moore	F 09:06	0-3	0-3	0-0	0-1	1	2	1	0	0	0	1	1	0	17			
4 Johni Broome	C 33:19	7-16	2-4	3-9	3	11	14	3	5	19	6	2	1	2	1	7		
44 Dylan Cardwell	C 12:06	1-1	0-0	0-2	1	2	3	5	1	2	1	0	0	0	0	11		
2 Denver Jones	G 31:08	5-9	3-5	3-3	0	1	1	3	2	16	0	0	0	1	0	18		
13 Miles Kelly	G 31:56	3-9	2-6	7-8	1	7	8	2	4	15	2	0	0	0	1	6		
31 Chaney Johnson	32:40	5-10	2-4	2-2	1	4	5	3	2	14	1	0	0	1	1	3		
0 Tahaad Pettiford	23:09	5-10	1-5	2-3	0	1	1	1	2	13	0	2	0	0	0	-14		
10 Chad Baker-Mazara	23:41	4-7	2-3	5-5	0	5	5	4	15	3	0	1	1	0	2			
8 Ja'Heim Hudson	01:55	0-0	0-0	0-0	0	0	0	0	1	0	0	0	0	0	0	-3		
3 Jahki Howard	01:00	0-0	0-0	0-0	0	0	0	0	0	0	0	0	0	0	0	-2		
Team					1	1	2			0								
Totals		30-65	12-30	22-32	7	33	40	24	22	94	13	4	3	6	3	9		

Shooting By Period		
1st FG%	14-36	36.8%
3PT%	6-19	31.6%
FT%	8-8	100%
2nd FG%	16-27	59.3%
3PT%	6-11	54.5%
FT%	14-24	58.3%
GM FG%	30-65	46.2%
3PT%	12-30	40.0%
FT%	22-32	68.8%

Dead Ball Rebounds: 3, 1

Technical Fouls: NONE

Alabama - 85 Record: 21-4 (10-2)

NO. Name	Min	FG		3P		FT		Rebounds		Fouls		TP	AS	TO	ST	Blocks		+/-
		M-A	M-A	M-A	M-A	OR	DR	TOT	PF	FD	BS					BA		
4 Grant Nelson	F 30:17	5-11	0-1	2-2	4	8	12	3	1	12	1	1	1	0	1	0	-20	
15 Jarin Stevenson	F 20:05	3-6	1-3	0-0	1	3	4	5	1	7	0	0	0	0	0	-12		
11 Clifford Omoruyi	C 24:55	3-5	0-1	2-3	3	9	12	3	5	8	1	0	0	0	0	-4		
1 Mark Sears	G 31:06	4-17	2-11	8-11	0	1	1	2	6	18	2	2	0	0	3	1		
8 Chris Youngblood	G 29:29	2-6	1-3	3-4	1	1	2	2	3	8	0	0	0	0	0	-8		
10 Mouhamed Dioubate	20:46	4-10	0-1	0-2	1	6	7	2	2	8	1	0	0	2	1	2		
0 Labaron Philon	23:25	3-6	0-1	4-5	0	3	3	1	3	10	2	1	1	0	1	0		
2 Aden Holloway	15:31	3-8	1-4	3-4	0	0	0	4	1	10	1	2	0	0	1	-3		
35 Derrion Reid	04:26	0-1	0-1	4-4	0	0	0	0	2	4	0	0	0	0	0	-1		
Team					4	4	8			0								
Totals		27-70	5-26	26-35	14	35	49	22	24	85	8	7	1	3	6	-9		

Shooting By Period		
1st FG%	11-35	31.4%
3PT%	2-15	13.3%
FT%	9-13	69.2%
2nd FG%	16-35	45.7%
3PT%	3-11	27.3%
FT%	17-22	77.3%
GM FG%	27-70	38.6%
3PT%	5-26	19.2%
FT%	26-35	74.3%

Dead Ball Rebounds: 4, 0

Technical Fouls: NONE

	AU	ALA
Biggest lead	14 (2nd 16:39)	0 (1st 20:00)
Best Scoring Run	10 (2nd 19:25)	10 (2nd 9:36)
Lead Changes	0	
Times Tied	2	
Time with Lead	39:00	00:00

Points from	AU	ALA
Turnovers	3	7
Paint	26	40
Second Chance	8	9
Fast Breaks	13	19
Bench	42	32

Period by Period Scoring			
	1st	2nd	TOT
AU	42	52	94
ALA	33	52	85