



2025 LOUISIANA TECH SOFTBALL GAME NOTES

Softball Contact: Stephen Featherston | featherston@latech.edu | (254) 747 1218

GAME
6-9

LA TECH CLASSIC | FEB. 13-16 | RUSTON, LA. | DR. BILLY BUNDRICK FIELD

FEB. 13 | ULM - 4 P.M.

FEB. 15 | ARK. VS. USM - 1 P.M.

FEB. 16 | VS. ULM - 1 P.M.

FEB. 14 | ULM VS. ARK - 4 P.M.

FEB. 15 | VS. ULM - 4 P.M.

FEB. 16 | VS. USM - 4 P.M.

FEB. 14 | VS. ARKANSAS - 6 P.M.

FEB. 16 | ARK. VS. USM - 10 A.M.

ESPN+

BULLDOGS AT A GLANCE...



HEAD COACH : JOSH TAYLOR | RECORD: 338-237 (13) | LA TECH RECORD: 105-69 (4)

.279	23	36	46	0-0	5.81	.290
AVG.	RUNS	HITS	TB	SB-ATT	ERA	OPP. AVG



2-3, 0-0 CUSA



NO. 13 | 5-0, 0-0 SEC
SERIES HISTORY:
UA 4-1



1-4, 0-0 SBC
SERIES HISTORY:
LA TECH 72-39



1-4, 0-0 SBC
SERIES HISTORY:
LA TECH 34-18

2025 SCHEDULE

DATE	OPPONENT	LOCATION	RESULT/TIME
Feb. 6	Northern Colorado [^]	Puerto Vallarta, Mexico	W, 9-4
Feb. 7	#12 Florida State [^]	Puerto Vallarta, Mexico	L, 6-3
Feb. 7	#4 Oklahoma State [^]	Puerto Vallarta, Mexico	W, 6-1
Feb. 8	Northern Colorado [^]	Puerto Vallarta, Mexico	L, 8-4
Feb. 8	#12 Florida State [^]	Puerto Vallarta, Mexico	L, 9-1 (5)
Feb. 12	at Southeastern	Hammond, La.	Canceled
Feb. 13	ULM#	Ruston, La.	4 p.m.
Feb. 14	#13 Arkansas#	Ruston, La.	6 p.m.
Feb. 15	ULM#	Ruston, La.	4 p.m.
Feb. 16	Southern Miss#	Ruston, La.	4 p.m.
Feb. 18	Northwestern State	Ruston, La.	6 p.m.
Feb. 20	East Tennessee%	Madison, Ala.	10 a.m.
Feb. 20	Ole Miss%	Madison, Ala.	4 p.m.
Feb. 21	Auburn%	Madison, Ala.	1 p.m.
Feb. 22	Mississippi State%	Madison, Ala.	7 p.m.
Feb. 25	Central Arkansas	Ruston, La.	5 p.m.
Feb. 28	Lamar\$	Hattiesburg, Miss.	11:30 a.m.
Feb. 28	Arkansas Pine-Bluff\$	Hattiesburg, Miss.	7 p.m.
Mar. 1	at Southern Miss\$	Hattiesburg, Miss.	2 p.m.
Mar. 1	Arkansas Pine-Bluff\$	Hattiesburg, Miss.	7 p.m.
Mar. 2	Lamar\$	Hattiesburg, Miss.	11 a.m.
Mar. 4	Stephen F. Austin	Ruston, La.	4 p.m.
Mar. 7	New Mexico State*	Ruston, La.	6 p.m.
Mar. 8	New Mexico State*	Ruston, La.	5 p.m.
Mar. 9	New Mexico State*	Ruston, La.	11 a.m.
Mar. 12	McNeese	Ruston, La.	4 p.m.
Mar. 14	at UTEP*	El Paso, Texas	7 p.m.
Mar. 14	at UTEP*	El Paso, Texas	4 p.m.
Mar. 14	at UTEP*	El Paso, Texas	Noon
Mar. 21	Middle Tennessee*	Ruston, La.	6 p.m.
Mar. 22	Middle Tennessee*	Ruston, La.	2 p.m.
Mar. 23	Middle Tennessee*	Ruston, La.	1 p.m.
Mar. 25	at Northwestern State	Natchitoches, La.	6 p.m.
Mar. 28	at WKU*	Bowling Green, Ky.	6 p.m.
Mar. 29	at WKU*	Bowling Green, Ky.	2 p.m.
Mar. 30	at WKU*	Bowling Green, Ky.	1 p.m.
Apr. 2	at UL-Lafayette	Lafayette, La.	6 p.m.
Apr. 4	Jacksonville State*	Ruston, La.	6 p.m.
Apr. 5	Jacksonville State*	Ruston, La.	2 p.m.
Apr. 6	Jacksonville State*	Ruston, La.	1 p.m.
Apr. 8	UL-Lafayette	Ruston, La.	6 p.m.
Apr. 9	#9 at LSU	Baton Rouge, La.	6 p.m.
Apr. 11	at FIU*	Miami, Fla.	5 p.m.
Apr. 12	at FIU*	Miami, Fla.	5 p.m.
Apr. 13	at FIU*	Miami, Fla.	Noon
Apr. 17	at Kennesaw State*	Kennesaw, Ga.	5 p.m.
Apr. 18	at Kennesaw State*	Kennesaw, Ga.	5 p.m.
Apr. 19	at Kennesaw State*	Kennesaw, Ga.	11:30 a.m.
Apr. 21	at Stephen F. Austin	Nacogdoches, Texas	6 p.m.
Apr. 25	Liberty*	Ruston, La.	6 p.m.
Apr. 26	Liberty*	Ruston, La.	2 p.m.
Apr. 27	Liberty*	Ruston, La.	12 p.m.
Apr. 29	at McNeese	Lake Charles, La.	6 p.m.
May 2	at Sam Houston*	Huntsville, Texas	6 p.m.
May 3	at Sam Houston*	Huntsville, Texas	3 p.m.
May 4	at Sam Houston*	Huntsville, Texas	12:30 p.m.
May 7-10	CUSA Championships*	Bowling Green, Ky.	TBA

[^] Puerto Vallarta College Challenge | # LA Tech Classic | %Rocket City Showcase | * CUSA Game | \$Southern Miss Tournament | " CUSA Championships

Home Games and Tournaments in BOLD | All Times Central

LEADING OFF

- The Louisiana Tech softball team returns to the diamond this Thursday as the Bulldogs are set to host the LA Tech Classic Feb. 13-16. The Bulldogs will play four games in the Classic, beginning with ULM on Thursday at 4 p.m. Tech will face No. 13 Arkansas on Friday night at 6 p.m., followed by a Saturday afternoon matchup with ULM, and a Sunday matinee with Southern Miss.
- The Bulldogs are coming off a 2-3 opening weekend in the Puerto Vallarta College Challenge, where LA Tech accomplished something, it had not done in 17 years, defeating a top 10 team. The Bulldogs earned their first win of the season last Thursday with a 9-4 victory over Northern Colorado, then followed it up by defeating No. 4 Oklahoma State 6-1 on Friday afternoon. It was Tech's first win over a top 10 team since May 8, 2008, when LA Tech took down No. 10 Fresno State 3-2 in eight innings.
- The win over UNC in the opener marked seven straight opening day wins for LA Tech and it moved head coach Josh Taylor to 4-0 in openers as Tech's head coach.
- Josh Taylor will look to move to 3-1 in home openers with a win over ULM on Thursday. Taylor is 2-1 in home openers, picking up wins last season against Texas A&M-CC and in 2023 versus SEMO.
- LA Tech's matchup against ULM will be the 112 meeting between the two programs, the second most singular matchups between one team in program history. Tech leads the series 72-39 after picking up two wins over the Warhawks last season. The Bulldogs have only faced Northwestern State two more times than ULM with 113 games between the two.
- The Bulldogs are 34-18 against Southern Miss, while Arkansas holds a 4-1 lead over the Dogs on the diamond.
- Allie Floyd had a phenomenal opening weekend for LA Tech, tossing two complete games, including a complete game victory over No. 4 Oklahoma State where she allowed one run on seven hits. She finished the weekend 2-1.
- Senior infielders Claire Raley and Nicole Hammoude led the Bulldogs offensively in Puerto Vallarta, as both finished with a .500 batting average or better. Raley collected eight hits in 15 at-bats, while Hammoude logged seven hits in 14 plate appearances.

TOP PERFORMERS



CLAIRE RALEY | 7
BATTING AVG. | HITS | TOTAL BASES
.533 | 8 | 11



NICOLE HAMMOUDE | 44
HOME RUNS | RBI
1 | 4



ALLIE FLOYD | 00
ERA | STRIKEOUTS | WINS | INNINGS
3.29 | 12 | 2 | 17.0



ADDISON SNYDER | 5
HITS | RBI
4 | 3

BY THE NUMBERS

3 The number of wins that LA Tech now has in Mexico all-time.

17 LA Tech's win over No. 4 Oklahoma State was the Bulldogs' first win over a top 10 ranked team since May 8, 2008, when they defeated No. 10 Fresno State 3-2 in eight innings.

2 The Bulldogs had two players named to the Puerto Vallarta College Challenge All-Tournament Team. Allie Floyd and Nicole Hammoude were both selected to the nine-person team.



2025 LOUISIANA TECH SOFTBALL ROSTER

No.	Name	Pos.	B/T	Ht.	Yr.	Hometown (Previous School)
00	Allie Floyd	P	R/R	5-11	Jr.	East Bernard, Texas (Boling HS)
1	Alannah Rogers	OF	L/L	5-1	Jr.	Surprise, Ariz. (Willow Canyon HS)
2	Kaylee Grealy	2B	R/R	5-7	Jr.	Fresno, Calif. (Clovis North HS)
5	Addison Snyder	C	R/R	5-10	R-Fr.	Castaic, Calif. (Valencia HS / Cal State Fullerton)
7	Claire Raley	3B	R/R	5-4	Sr.	Clovis, Calif. (Buchanan HS/Utah State)
11	KB Briley	INF	R/R	5-6	R-Sr.	Sterlington, La. (Sterlington HS)
12	Allie Furr	OF	L/R	5-6	R-Fr.	Ruston, La. (Cedar Creek HS)
14	Alyssa Martin	P	R/R	5-8	Sr.	Minden, La. (Glenbrook HS)
15	Laney Johnson	P/UT	R/R	6-0	Fr.	Stonewall, La. (North Desoto HS)
17	Elena Heng	OF	L/R	5-3	Fr.	Bossier, City, La. (Airline HS)
18	Paris Endris	1B	R/R	5-7	Jr.	Bossier, City, La. (Airline HS)
21	Jina Baffuto	SS	R/R	5-4	Jr.	Bossier, City, La. (Airline HS)
22	Karli Sellers	OF	R/R	5-10	So.	West Monroe, La. (West Monroe HS)
23	Reagan Marchant	1B	R/R	5-10	R-So.	Hilton Head, S.C. (Hilton Head Island HS / South Carolina)
24	Alexis Gilio	CF	R/R	5-9	Sr.	Lafayette, Colo. (Dawson School/BYU)
27	Gracie Flores	INF	L/R	5-7	So.	Berthoud, Colo. (Berthoud HS)
32	Ryleigh Shull	P	L/L	5-5	Fr.	Hamlin, W.Va (Lincoln County HS)
33	Karolyn Glover	C	R/R	5-7	So.	Reno, Nev. (Edward C. Reed HS)
44	Nicole Hammoude	SS	R/R	5-7	R-Sr.	Oakland, Calif. (Bishop O'Dowd HS/Cal)
76	Mattison Buster	P	R/R	5-9	So.	Sulphur Springs, Texas (Como-Pickton HS)
99	Reese Torres	C	L/R	5-6	Jr.	Great Falls, Va. (Langley HS / George Washington)

COACHING/SUPPORT STAFF

Head Coach	Josh Taylor (Nevada, 1994) - Fourth Season
Assistant Coach	Chelsea Cohen (Arkansas, 2013) - Fourth Season
Assistant Coach	Tyler Krobetzky (Spring Arbor, 2012) - Fourth Season
Assistant Coach	Madie Green (LA Tech, 2021) - Second Season
Strength Coach	Amari Stewart (TBA) - First Season
Athletic Trainer/Ops	Logan Covington (LSU, 2020) - Third Season
Sport Administrator	Malcolm Butler (LA Tech, 1994) - 27th season
SID	Stephen Featherston (Howard Payne, 2018) - First Season
Student Manager	Emma Earnhardt (LA Tech, 2026) - Third Season

PRONUNCIATION GUIDE

#1	Alannah Rogers	Ah-lane-UH
#7	Claire Raley	Ray-lee
#17	Elena Heng	Ah-lane-UH Hang
#18	Paris Endris	In-dris
#21	Jina Baffuto	Jean-uh
#24	Alexis Gilio	Gil-e-oh
#44	Nicole Hammoude	Ha-moo-dee

2025 LOUISIANA TECH ROSTER INFORMATION

By State/Country

Louisiana (8)	Jina Baffuto KB Briley Paris Endris Allie Furr Elena Heng Laney Johnson Alyssa Martin Karli Sellers
California (4)	Kaylee Grealy Nicole Hammoude Claire Raley Addison Snyder
Texas (2)	Mattison Buster Allie Floyd
Colorado (2)	Gracie Flores Alexis Gilio
Arizona	Alannah Rogers
Nevada	Karolyn Glover
South Carolina	Reagan Marchant
Virginia	Reese Torres
West Virginia	Ryleigh Shull

By Class

Seniors (5)	KB Briley Alexis Gilio Nicole Hammoude Alyssa Martin Claire Raley
--------------------	---

Junior (6)

Jina Baffuto
Paris Endris
Allie Floyd
Kaylee Grealy
Alannah Rogers
Reese Torres

R-Soph. (1) Reagan Marchant

Sophomore (3)	Mattison Buster Karolyn Glover Karli Sellers
----------------------	--

R-Fr. (3)	Allie Furr Gracie Flores Addison Snyder
------------------	---

Freshman (3)	Elena Heng Laney Johnson Ryleigh Shull
---------------------	--

By Position

C (3)	Karolyn Glover Addison Snyder Reese Torres
INF (8)	Jina Baffuto KB Briley Paris Endris Gracie Flores Kaylee Grealy Nicole Hammoude Reagan Marchant Claire Raley

OF (5)

Allie Furr
Alexis Gilio
Elena Heng
Alannah Rogers
Karli Sellers

P (5)	Mattison Buster Allie Floyd Laney Johnson Alyssa Martin Ryleigh Shull
--------------	---

Returning All-CUSA

1st Team	Alexis Gilio
2nd Team	Allie Floyd
2nd Team	Claire Raley
Freshman	Mattison Buster

Bulldogs Batting

Right-handed	14
Left-handed	7

Bulldogs Throwing

Right-handed	19
Left-handed	2

Bulldog Transfers

Reagan Marchant (South Carolina)
Reese Torres (George Washington)
Addison Snyder (Cal State Fullerton)

2025 QUICK FACTS

TEAM INFORMATION

2024 Overall Record	32-22
2024 CUSA Record	13-11
2024 CUSA Finish	3rd
2024 Home Record	16-6
2024 Road Record	9-13
2024 Neutral Record	7-3
Student Athletes Returning/Lost	15/11
Newcomers	6

COACHING STAFF

Head Coach	Josh Taylor (Fourth Season)
Record at LA Tech	105-69
Career Record	338-237
Assistant Coach	Chelsea Cohen-Krobetzky
Assistant Coach	Tyler Krobetzky
Assistant Coach	Madie Green

TEAM HISTORY

First Year	1980
All Time Record	1,356-1042-3 (.565)
All Time CUSA Record	147-103 (.588)
CUSA Championships/Last	4 (2022)
NCAA Appearances/Last	11 (2019)
College World Series Appearances/Last	3 (1986)
Poll Appearances	12
Highest Poll Appearance	18
All-Americans	6

UNIVERSITY INFORMATION

Location	Ruston, La.
Founded	1894
Nickname	Bulldogs
Colors	Blue and Red
Enrollment	12,039 (As of Fall 2024)
Conference	Conference USA
President	Dr. Jim Henderson
Director of Athletics	Ryan Ivey
SWA	Mary Kay Hungate
Faculty Athletics Representative	Dr. Donna Thomas
University Website	www.latech.edu
Athletics Website	www.latechsports.com

FACILITY INFORMATION

Home Field	Dr. Billy Bundrick Field
Founded	2021
Capacity	1,000
Dimensions	(LF-200, CF-220, RF-200)
Facility Record	61-29

COMMUNICATIONS

Director	Stephen Featherston
Associate AD of Communications	Kane McGuire
Email	featherston@latech.edu
Cell	254 747 1218

WHO WE ARE

We Are ... "LOUISIANA TECH"

We are excited you are covering Louisiana Tech Softball this year. We ask that you please refer to us by our correct name and abbreviation. Thanks and Go Lady Techsters!

CORRECT
Louisiana Tech
LA Tech (pronounced: Lah Tech)

INCORRECT
LT or LUTU
LATech or La. Tech

Our women's athletic programs are now referred to as the Bulldogs. Only the Women's Basketball program goes by Lady Techsters.



FOLLOW US



@LATechSB



@latechs



Louisiana Tech
Softball



www.latechsports.com

LOUISIANA TECH ATHLETIC COMMUNICATIONS

TEAM AND MEDIA AVAILABILITY

Monday	Tuesday	Wednesday	Thursday	Friday	Saturday	Sunday
Feb. 10	Feb. 11	Feb. 12	Feb. 13	Feb. 14	Feb. 15	Feb. 16
Off Day	Practice	Practice	ULM	Arkansas	ULM	Southern Miss

LATECHSPORTS.COM

For updated game notes, statistics, stories, photos, fan information, tickets, latest information on Bulldog Softball, please visit LATechSports.com.

MEDIA AVAILABILITY

Above is a general weekly schedule of media availability for the Louisiana Tech Softball team. Members of the media are expected to adhere to these policies at all times. All interview requests should be made to Louisiana Tech Director of Athletic Communications Stephen Featherston at least 24 hours in advance. All media availability times are subject to change. Please contact Hunter Corneliusen for any changes in the schedule.

COACH/PLAYER AVAILABILITY

All members of the Louisiana Tech coaching staff are available during the designated days and times throughout the year. All returning players are available during the designated days and times, but newcomers are not available to the media unless under special request that access is granted.

SOCIAL MEDIA

Louisiana Tech fans can access the most in-depth information regarding all the University's programs through social media opportunities available online.

Twitter – @LATechSB – Direct reports from softball practices and games

@LATechSports – General athletic department information

Instagram - latechs - photos and videos

Facebook - Louisiana Tech Softball - latest news

GAME DAY/PRESS SERVICES

Press releases, statistics and game information will be available each week via LATechsports.com/Softball. Media members may request to be added to email lists to automatically receive up-to-date information on LA Tech softball. Notes and statistics will be available digitally. A limited number of printed copies of game notes and box scores will be available on game days. Wireless internet is available in the press box. Stephen Featherston for password information.

CREDENTIALS

Media Members wishing to cover Louisiana Tech Softball should contact Stephen Featherston at least 48 hours prior to each home contest/series. All credentials will be issued on a game-to-game/series-to-series basis. Credentials will be available for pick up on game days at Will Call which is located at the main gate behind home plate at Dr. Billy Bundrick Field.

PHOTOGRAPHY

Media Members wishing to cover Louisiana Tech Softball should contact Stephen Featherston at least 48 hours prior to each home contest/series. All credentials will be issued on a game-to-game/series-to-series basis. Credentials will be available for pick up on game days at Will Call which is located at the main gate behind home plate at Dr. Billy Bundrick Field.

LOUISIANA TECH SOFTBALL LOCKER ROOM



LOUISIANA TECH SOFTBALL IN SEASON OPENERS

OVERALL RECORD

36-8-1

NEUTRAL SITE RECORD

6-4-1

LARGEST WIN MARGIN

30-0 vs. Jackson State (2004)

MOST RUNS ALLOWED

17 at ULM (1980)

LONGEST GAME

10 inn. at Northwestern St. (1987)

HOME RECORD

9-2

OVERALL RECORD

36-8-1

LARGEST LOSS MARGIN

17-0 at ULM (1980)

FEWEST RUNS ALLOWED

0 (17 times)

SHORTEST GAME

3 inn. at ULM (1980)

AWAY RECORD

21-2

LONGEST WIN STREAK

20 (1986-2005)

MOST RUNS SCORED

30 vs. Jackson State (2004)

FEWEST RUNS SCORED

0 (3 times)

HIGHEST RANKED OPPONENT

#15 vs. Michigan (2012)

YEAR BY YEAR RESULTS

1980						
Date	Opponent	W/L/T	Score	Inn.	H/A/N	Location
Mar 10	ULM	L	0-17	3	A	Monroe, La.

1981						
Date	Opponent	W/L/T	Score	Inn.	H/A/N	Location
Mar 9	Nicholls State	W	10-4	7	A	Thibodaux, La.

1982						
Date	Opponent	W/L/T	Score	Inn.	H/A/N	Location
Feb 27	LSU	L	3-4	7	A	Baton Rouge, La.

1983						
Date	Opponent	W/L/T	Score	Inn.	H/A/N	Location
Mar 1	Nicholls State	W	2-0	(9)	A	Thibodaux, La.

1984						
Date	Opponent	W/L/T	Score	Inn.	H/A/N	Location
Feb 25	UT-Arlington	W	2-0	7	A	Arlington, Texas

1985						
Date	Opponent	W/L/T	Score	Inn.	H/A/N	Location
Mar 1-2	Florida State	T	0-0	6	N	Houma, La.

1986						
Date	Opponent	W/L/T	Score	Inn.	H/A/N	Location
Feb 15	Creighton	W	5-0	7	H	Ruston, La.

1987						
Date	Opponent	W/L/T	Score	Inn.	H/A/N	Location
Mar 3	Northwestern State	W	3-1	(10)	A	Natchitoches, La.

1988						
Date	Opponent	W/L/T	Score	Inn.	H/A/N	Location
Feb 21	McNeese State	W	4-0	7	A	Lake Charles, La.

1989						
Date	Opponent	W/L/T	Score	Inn.	H/A/N	Location
Feb 19	McNeese State	W	7-0	7	A	Lake Charles, La.

1990						
Date	Opponent	W/L/T	Score	Inn.	H/A/N	Location
Feb 18	McNeese State	W	4-0	N/A	A	Lake Charles, La.

1991						
Date	Opponent	W/L/T	Score	Inn.	H/A/N	Location
Feb 9	Southeastern	W	3-0	N/A	A	Hammond, La.

1992						
Date	Opponent	W/L/T	Score	Inn.	H/A/N	Location
Feb 16	Southern Miss	W	14-0	N/A	A	Hattiesburg, Miss.

1993						
Date	Opponent	W/L/T	Score	Inn.	H/A/N	Location
Feb 13	McNeese State	W	1-0	N/A	A	Lake Charles, La.

1994						
Date	Opponent	W/L/T	Score	Inn.	H/A/N	Location
Feb 12	McNeese State	W	7-1	N/A	A	Lake Charles, La.

1995						
Date	Opponent	W/L/T	Score	Inn.	H/A/N	Location
Feb 12	Centenary	W	3-1	7	A	Shreveport, La.

1996						
Date	Opponent	W/L/T	Score	Inn.	H/A/N	Location
Feb 11	Centenary	W	15-0	N/A	A	Shreveport, La.

1997						
Date	Opponent	W/L/T	Score	Inn.	H/A/N	Location
Feb 9	Centenary	W	13-0	5	A	Shreveport, La.

1998						
Date	Opponent	W/L/T	Score	Inn.	H/A/N	Location
Feb 7	Centenary	W	9-1	5	A	Shreveport, La.

1999						
Date	Opponent	W/L/T	Score	Inn.	H/A/N	Location
Feb 5	Centenary	W	5-3	N/A	A	Shreveport, La.

2000						
Date	Opponent	W/L/T	Score	Inn.	H/A/N	Location
Feb 5	Southeastern	W	8-0	5	A	Hammond, La.

2001						
Date	Opponent	W/L/T	Score	Inn.	H/A/N	Location
Feb 4	Centenary	W	2-0	7	A	Shreveport, La.

2002						
Date	Opponent	W/L/T	Score	Inn.	H/A/N	Location
Feb 4	Central Arkansas	W	12-1	5	A	Conway, Ark.

2003						
Date	Opponent	W/L/T	Score	Inn.	H/A/N	Location
Feb 8	Centenary	W	7-6	(9)	H	Ruston, La.

2004						
Date	Opponent	W/L/T	Score	Inn.	H/A/N	Location
Feb 6	Jackson State	W	30-0	5	N	Starkville, Miss.

2005						
Date	Opponent	W/L/T	Score	Inn.	H/A/N	Location
Feb 4	Mississippi Valley St.	W	4-3	(8)	N	Starkville, Miss.

2006						
Date	Opponent	W/L/T	Score	Inn.	H/A/N	Location
Feb 11	North Texas	L	4-7	7	N	Huntsville, Texas

2007						
Date	Opponent	W/L/T	Score	Inn.	H/A/N	Location
Feb 10	Alcorn State	W	8-4	7	H	Ruston, La.

2008						
Date	Opponent	W/L/T	Score	Inn.	H/A/N	Location
Feb 9	#24 UL-Lafayette	L	0-13	5	H	Ruston, La.

2009						
Date	Opponent	W/L/T	Score	Inn.	H/A/N	Location
Feb 11	Northwestern State	W	4-0	7	A	Natchitoches, La.

2010						
Date	Opponent	W/L/T	Score	Inn.	H/A/N	Location
Feb 16	Southeastern	W	5-1	7	H	Ruston, La.

2011						
Date	Opponent	W/L/T	Score	Inn.	H/A/N	Location
Feb 11	Bowling Green	W	4-1	7	N	Baton Rouge, La.

2012						
Date	Opponent	W/L/T	Score	Inn.	H/A/N	Location
Feb 10	#15 Michigan	L	6-7	7	N	Baton Rouge, La.

2013						
Date	Opponent	W/L/T	Score	Inn.	H/A/N	Location
Feb 8	UT-Martin	L	7-8	(8)	N	Hammond, La.

2014						
Date	Opponent	W/L/T	Score	Inn.	H/A/N	Location
Feb 7	UT-Martin	W	8-3	7	H	Ruston, La.

2015						
Date	Opponent	W/L/T	Score	Inn.	H/A/N	Location
Feb 5	ULM	L	5-9	7	H	Ruston, La.

2016						
Date	Opponent	W/L/T	Score	Inn.	H/A/N	Location
Feb 12	SE Missouri State	W	11-2	7	N	Gulf Shores, Ala.

2017						
Date	Opponent	W/L/T	Score	Inn.	H/A/N	Location
Feb. 10	North Dakota	W	10-2	5	H	Ruston, La.

2018						
Date	Opponent	W/L/T	Score	Inn.	H/A/N	Location
Feb. 8	Nevada	L	9-3	7	N	Puerta Vallarta, Mexico

2019						
Date	Opponent	W/L/T	Score	Inn.	H/A/N	Location
Feb. 8	Tennessee State	W	5-4	7	N	Gulf Shores, Ala.

2020						
Date	Opponent	W/L/T	Score	Inn.	H/A/N	Location
Feb. 7	Alabama A&M	W	8-0	5	N	Metairie, La.

2021						
Date	Opponent	W/L/T	Score	Inn.	H/A/N	Location
Feb. 11	ULM	W	3-2	7	N	Monroe, La.

2022						
Date	Opponent	W/L/T	Score	Inn.	H/A/N	Location
Feb. 11	Morehead State	W	2-1	7	N	Monroe, La.

2023						
Date	Opponent	W/L/T	Score	Inn.	H/A/N	Location
Feb. 11	SEMO	W	4-0	7	H	Ruston, La.

2024						
Date	Opponent	W/L/T	Score	Inn.	H/A/N	Location
Feb. 12	Texas A&M Corpus	W	4-1	7	H	Ruston, La.

2025						
Date	Opponent	W/L/T	Score	Inn.	H/A/N	Location
Feb. 12	Texas A&M Corpus	W	9-4	7	N	Puerto Vallarta, Mexico

MISCELLANEOUS STATS

BIG INNINGS (4+ Runs)	R	Inn.
vs. Northern Colorado (2/6/25)	4	5
vs. Northern Colorado (2/6/25)	4	6
vs. Oklahoma State (2/7/25)	4	2

SHUTOUT WINS	Score	Hits
N/A		

3-Strikeout Innings	Inn.
N/A	

COMPLETE GAMES

Pitcher	W/L	Inn.
Allie Floyd (UNC, 2/6/25)	W	7
Allie Floyd (OSU, 2/7/25)	W	7

IN THE NCAA RANKINGS

End of 2024

LOUISIANA TECH	RANK
Walks (185)	T-41
Earned Run Average (2.91)	67
Doubles (77)	52
Doubles Per Game (1.43)	56
Walks (185)	41

ALLIE FLOYD	RANK
Saves (5)	23

GAME NOTES

FLOYD ON FUEGO

» Junior pitcher **Allie Floyd** went 2-1 in the Puerto Vallarta College Challenge, making three starts against teams coming off NCAA Regional appearances or better in No. 4 Oklahoma State, No. 12 Florida State and Northern Colorado (defending Big Sky champions). » The right hander pitched two complete games including a complete game performance in the Bulldogs historic upset win over No. 4 Oklahoma State. Floyd limited the No. 4 ranked Cowgirls, who are coming off a trip to the World Series to one run on seven hits while striking out four.

» Floyd's first victory of the weekend came against Northern Colorado, who reached the NCAA Regionals last season. She held the Bears to four runs on seven hits while fanning six batters. The right-hander from Texas finished the weekend with a 3.29 ERA along with 12 strikeouts and made the PV Challenge All-Tournament team for her efforts.

RALEY RAKES

» **Claire Raley** had a phenomenal start to the 2025 season as she finished Puerto Vallarta College Challenge with a .533 batting average, collecting eight hits in 15 at bats including two extra base knocks. Raley scored six runs for the Bulldogs and finished with two RBI. She registered a .733 slugging percentage and logged 11 total bases.

» Raley recorded three multi-hit games this weekend and recorded at least one hit in all five contests. She finished 2-3 with one RBI and one run against No. 12 Florida State, while logging one hit, and two runs in the win over No. 4 Oklahoma State. The California native recorded two hits against Northern Colorado on Saturday, while also registering two hits versus No. 12 Florida State with two runs in the final game of the week.

FIRST OF MANY

» Three different Bulldogs recorded their first collegiate hits, all three of which came in the season opener against Northern Colorado. **Elena Heng** and **Addison Snyder** both recorded doubles for their first career base knocks, while South Carolina Transfer **Reagan Marchant** legged out an infield single to short for her first career hit.

HAMMER'N HAMMOUDE

» Senior shortstop **Nicole Hammoude** was one of two players to finish with a .500 average or better in the PV Challenge. The second-year Bulldog was 7-of-14 at the plate, finishing with four RBI, four runs and one home run. She registered at least one hit in all five games, including a two-hit performance versus Florida State on Friday afternoon.

WALKING HIGHLIGHT REEL

» Senior center fielder **Alexis Gilio** added two more web-gem catches to her name after robbing home runs last Friday against Florida State and Oklahoma State. Gilio reached over the left-center fence to take away a solo

shot from FSU in the top of the fourth, then followed it up by denying a would-be three-run homer from OSU in the same spot in the top of the second.

LATE BLOOMERS

» Of LA Tech's 23 runs in the Puerto Vallarta Challenge, 17 came in the fourth inning or later. The Bulldogs have scored four runs in the fourth, five in the fifth, and eight in the sixth inning. The other six runs came in the second inning, leaving them scoreless in the first and third through five games.

WELCOME TO COLLEGE

» All three of LA Tech's freshman made their collegiate debuts in the Puerto Vallarta College Challenge. **Elena Heng** started in all five games in left field and finished the weekend with three hits and three runs. **Ryleigh Shull** made three appearances in the circle and tallied 8.2 innings, and five strikeouts. **Laney Johnson** made her first appearance in the circle against No. 12 Florida State.

FRESHMAN ROUND II

» In addition to the three true freshman that made their collegiate debuts, the Bulldogs had two redshirt freshman that saw the field for the first time in **Allie Furr** and **Gracie Flores**. Furr made two starts at DP and saw action in all five games, finishing with three walks, two RBI and two runs. Flores made her debut in the opener against Northern Colorado as a pinch runner and finished with one run, while also tacking on a run against Florida State on Friday.

HOT START

» LA Tech's nine runs in the season opening win against Northern Colorado are the most runs in a season opener since the 2020 opener when the Bulldogs defeated Alabama A&M 8-0 in five innings.

TOP HEAVY

» The 2025 schedule will see the Bulldogs face 11 opponents that played in NCAA Regionals last season with six of those finishing the year ranked in the top 25. LA Tech will open the season with seven consecutive teams against NCAA Regionals with Northern Colorado (twice), Florida State (twice), Oklahoma State, Southeastern and Arkansas.

BIG DELIVERIES

» The Bulldogs finished 146-of-473 (.309) with runners in scoring position in 2024.

» **Alexis Gilio** (20-of-50) and **Nicole Hammoude** (19-of-53) proved to be two of the team's timely hitters in multiple categories, each finishing with a .350+ batting average with runners in scoring position.

» **Gilio** led the team with 21 two-out hits last season, while **Hammoude** finished in the team lead with 20 two-out RBI.

FUELED BY FLOYD

» **Allie Floyd** enters her third season with the



Bulldogs in 2025 and will once again be leaned on as a key piece of the LA Tech pitching staff. A second Team All-CUSA selection in 2024, Floyd led the Bulldogs with 146.1 innings pitched and 81 strikeouts while posting a 2.87 ERA with a 13-9 record. She became the first sophomore to register 10+ wins since 2017 and logged eight complete games. Floyd's five saves in 2024 is tied for the second most in a season in program history, while her nine career saves is second most in program history.

HOME COOK'N

» Louisiana Tech has an all-time home record of 535-277 during its 45 years of intercollegiate softball including a 16-96 record at home in 2024.

» In the 11 seasons, LA Tech has posted a 154-65 record (.703) at home.

» LA Tech did not play any home games during the end of the 2019 season and the entire 2020 season due to an EF-3 tornado that destroyed the Lady Techster Softball Complex on April 25, 2019.

» The Bulldogs have gone 58-29 in their three seasons at Dr. Billy Bundrick Field. Prior to the opening of The Billy, LA Tech posted an impressive 466-234 mark during its 37 years of play at the Lady Techster Softball Complex.

CESUA?

» The Bulldogs will face four teams from the SEC this season, including Arkansas in the home opener at Dr. Billy Bundrick Field on Feb. 14. Tech will face Ole Miss, Auburn, and Mississippi State in the Rocket City Showcase Feb. 20-22.

GILIO'S FINAL GO

» Senior centerfielder **Alexis Gilio** is set for her second season with the Bulldogs after a standout junior season that saw her earn First Team All-CUSA honors while being named to the NFCA Second-Team All-Midwest Region. Gilio led the Bulldogs with a .383 batting average, which ranks sixth all-time in a single season in program history. Her 64 hits tied for 10th-most in a single season in program, while she also tallied 22 RBI, 30 runs scored, 14 stolen bases, and 19 walks.

» Gilio recorded a team-high 21 multi-hit games in 2024, giving her 29 for her career. She also showcased her defensive skills, robbing two home runs, including a game-saving catch against JaxState.

SCORING FIRST = SUCCESS

» Scoring first has been a recipe for success for Louisiana Tech this millenium. Since 2000 Tech is 482-175 when scoring first.

» The Bulldogs have posted a 21-7 record when scoring first in 2024 and are 72-15 when striking first under Josh Taylor.

» Additionally, Tech is 45-13 when scoring in the first inning under Josh Taylor and coming off a 12-5 record when doing so last season.

STRONG PIPELINES

» The 2025 roster features multiple players who attended the same high school.

» Middle infielder **Jina Baffuto**, utility infielder **Paris Endris** and freshman outfielder **Elena Heng** all attended Airline High School in Bossier City, La.

» **Karolyn Glover** and pitching coach **Chelsea Cohen** are both graduates of Edward C. Reed High School in Sparks, Nev.

FIFTH AND FINAL GO

» **KB Briley** returns for her fifth and final season at LA TECH after missing two of the past three seasons due to injury. The redshirt senior played in just one game last year before a shoulder injury sidelined her for the season. She also missed the 2022 campaign due to preseason surgery.

Briley's most productive season came in 2023 when she appeared in 33 games with 29 starts, primarily as a designated player. She

batted .256 with 21 hits, two doubles, two home runs, and 17 RBI while also recording a perfect 1.000 fielding percentage in limited action at third base. She recorded five multi-hit games, four multi-RBI performances and put together a five-game hitting streak.

DOUBLE DOWN

» Since the program's inception in 1980, the Bulldogs have posted a 672-403 record in doubleheader matchups.

» Tech has posted a winning record in doubleheaders in 33 of its 45 seasons. The Bulldogs have posted a .500 or better record in 10 consecutive seasons during twinbills.

» Under head coach Josh Taylor's guidance, Tech has recorded an overall record of 11-7 in double headers.

THE RIGHT SIDE OF THINGS

» Louisiana Tech is 290-176 (.622) in games started by a right-handed pitcher during the 11 seasons.

» Tech has posted a record of 94-54 in games started by a right-handed pitcher while batting .277 with 1,046 hits in 3,777 at bats against right-hand pitching under Josh Taylor.

» In 2024, LA Tech was led by **Alexis Gilio** who collected 45 hits and batted .375 against right handers.

CALL ON KAYLEE IN A PINCH

» LA Tech hitters were 9-of-39 in pinch hit opportunities in 2024. Infielder **Kaylee Grealy** led the Bulldogs with four hits in 13 pinch hitting opportunities. The junior infielder tallied six hits as a sophomore, with four of them coming in pinch hit opportunities.

COUNTRY ROADS, TAKE ME TO RUSTON

» True freshman pitcher **Ryleigh Shull**, who hails from Hamlin, West Virginia, is set for her first season in Ruston after a standout prep career at Lincoln County High School. The left-hander was named to the D100 Freshman Watch List by D1 Softball in early January.

» Shull was a three-time first-team all-state honoree (2024, 2023, 2022) and ranked as the No. 36 player in the country in the class of 2024 according to Extra Innings Softball. She registered a 1.20 ERA and struck out 93 batters, while limiting opponents to a .233 while pitching for the Panthers in 2023.

PRO BLOOD

» Redshirt freshman transfer catcher **Addison Snyder** comes from a family with a strong baseball background. Her father, Jeff Snyder, was drafted by the Chicago Cubs in the 35th round of the 1993 MLB Draft out of Nicholls State. He went on to play five years in the Cubs minor league system, reaching as high as AA. Like her father, a California native, Addison has followed in his footsteps of becoming a catcher and continuing her collegiate career in Louisiana after spending last season at Cal State Fullerton.

DAY TIME DOMINANCE

» Louisiana Tech has posted a 79-45 (.637) record in day games under head coach **Josh Taylor**.

» In the past 11 seasons, the Dogs have posted a 258-166 (.608) record in day games.

PACKING THE POWER

» When transfer catcher **Reese Torres** arrived in Ruston this summer, one thing she brought with her was power. The junior from George Washington has 11 career home runs, which leads the current Bulldog roster. She started in all 45 games as a freshman in 2023 and led Revolutionaries with six home runs, the fourth most by a freshman in GW history. The Virginia native registered five home runs last season, including a grand slam against Dayton.

» Torres played in 88 games with 66 starts in her two seasons at GW, while recording 50 hits, and 39 RBI to go along with her 11 home runs. She was ranked as the No. 88 prospect in the class of

GAME NOTES

2022 and the No. 36 catcher according to extra innings softball.

MARTIN READY FOR MORE

» Pitcher **Alyssa Martin** returns for her third season after spending the 2022 season as a manager before walking on and earning a spot on the LA Tech roster in the fall of 2022. The senior pitcher's role is expected to increase as the Bulldogs have to replace 154.1 innings pitched.

» Martin appeared in 10 games in her first season in 2023 as she posted a 2.94 ERA with 14 strikeouts across 16.2 innings.

» Opposing left-handed batters hit just .071 (1-14) against her in 2023.

» The 2024 season saw Martin post a 2-0 record with a 3.11 ERA and nine strikeouts in 18 innings pitched. She earned her first career victory by throwing 3.0 hitless innings and striking out a season-high four batters in a combined no-hitter with Allie Floyd in an 8-0 run-rule win over Lindenwood.

FAMILIAR WITH THE FAM

» Sophomore catcher **Karolyn Glover** was no stranger to the LA Tech Coaching Staff when she was being recruited and ultimately signed over two years ago. Glover grew up in Reno, Nevada where Taylor, Krobetzky and Cohen coached before arriving in Ruston.

» Glover is the only player in program history to come from the state of Nevada.

AND SHE CAN PASS

» Utility infielder **KB Briley** won the Punt, Pass and Kick competition four years in a row (age 9-12) and competed at the Super Dome before the Saints game for the NFL stage of the competition (top finish in age group out of all 32 NFL teams was 9th).

THEY COULD PLAY IN THEIR DAY

» The Louisiana Tech coaching staff had some very talented playing career themselves in softball and baseball.

» Pitching Coach **Chelsea Cohen-Krobetzky** was a two-year team captain at Arkansas during her four-year playing career with the Razorbacks (2009-13). During her days in Fayetteville, Cohen finished in the top 10 in wins, innings pitched, games started, appearances, complete games, shutouts and strikeouts. Following her playing days at Arkansas, Cohen spent a number of years as a player and a coach on the international level in Switzerland, Austria, South Africa and Argentina.

» Assistant coach **Tyler Krobetzky** had an extensive baseball career, playing and coaching internationally and professionally for seven years. He spent time in New Zealand, Japan, Australia, Germany, Italy,

Austria, Switzerland, South Africa, and the Czech Republic. Before his international career, Krobetzky spent seasons playing independent professional baseball for the Old Orchard Beach Surge in Maine, the Rio Grande Valley WhiteWings in Texas, and the Hilo Hawaii Stars on the big island of Hawaii. Krobetzky played college baseball at Spring Arbor University in Michigan and Saddleback Community College in California.

» Assistant Coach **Madie Green** was a standout at LA Tech from 2020-22. She played a pivotal role in Tech's 2022 Conference USA Championship while earning Second-Team All CUSA honors. Green batted .316 with 42 hits, including nine doubles and 13 home runs. Her 13 round trippers still stand as the third most in a single season in Tech history. The Keller, Texas native led Tech with 39 RBI and posted 12 multi-RBI games during the season. As a junior in 2021 she saw action in 45 games, making 41 starts while posting a .297 batting average with 35 hits, including eight doubles, two triples and four home runs. She led Tech with a team-high 22 runs. Green made history when she hit the first ever home run at Dr. Billy Bundryck Field (vs. Grambling State, April 21).

TAYLOR MADE IMPROVEMENT

» **Josh Taylor** and staff were expected to rebuild during the 2022 seasons but surprised everybody on their way to winning the CUSA Regular Season Championship in 2022 and posting three consecutive 30+ wins seasons.

» Taylor's staff was just one of five to win a conference title during their inaugural season at a program in 2022.

GETT'N DONE WITH A RUN

» Louisiana Tech is 344-300 (.536) all-time in one run games.

» Tech has posted a record of 25-21 under head coach Josh Taylor in one run games.

CAREER HIT TRACKER

» LA Tech enters the season with two players that have 100+ career hits, one with 50, followed by three players in the 40s. **Alexis Gilio** and **Claire Raley** lead the 2025 roster with 106 hits apiece.

The Bulldogs will have six players in search of their first career base knocks.

NEW DOGS ON CAMPUS

» The Bulldogs added six newcomers for the 2025 season. The breakdown is split with three freshman and three transfers.

Transfers

Reagan Marchant	1B	South Carolina
Addison Snyder	C	Cal State Fullerton
Reese Torres	C	George Washington

Freshman

Elena Heng	OF	Bossier City, La.
Laney Johnson	P/UT	Stonewall, La.
Ryleigh Shull	P	Hamlin, W.Va.

RICH TRADITION

» Louisiana Tech has a rich softball tradition with three College World Series appearances (1983, 1985, 1986), 11 NCAA Tournament appearances, three Conference USA Regular Season Championships and two CUSA Tournament titles.

» LA Tech has had six NFCA All-Americans and 58 NFCA All-Region Selections.

» Tech ranks first among CUSA members in NFCA Poll Appearances with 12, seven more than the next closest school (Liberty, 5).





NEW LEADERSHIP



UNIVERSITY PRESIDENT **DR. JIM HENDERSON**

VP/DIRECTOR OF ATHLETICS **RYAN IVEY**

Dr. Jim Henderson became the 15th president of Louisiana Tech University on Jan. 1, 2024. His ties to the institution go back more than 80 years when his father, Clem Henderson, was recruited to play for famed LA Tech football coach, Joe Aillet. His mom, Martha, was a two-time Tech grad.

Ryan Ivey was introduced as Vice President and Director of Athletics on Feb. 29, 2024, bringing to Ruston more than 18+ years of experience in intercollegiate athletics with the past 11 as an athletics director at Stephen F. Austin, Austin Peay, and Texas A&M-Commerce.

Henderson previously served as the president and CEO of the University of Louisiana System, one of the nation's largest University systems. As the longest-serving UL System president, he led the Universities of Louisiana in the creation of a strategic framework that charged its member institutions to produce the most educated generation in Louisiana's history. Through various Systemic initiatives such as Compete LA, the Reginald F. Lewis Scholars, and the challenges associated with a global pandemic and fiscal uncertainty, he developed a notion of System that will continue to benefit each of the nine institutions for decades to come.


He spent more than five years in Nacogdoches, Texas at SFA, leading the department through a conference transition from the Southland Conference to the Western Athletic Conference, raising private support that included the launch of the Purple Lights Fund that helped secure the four largest single gifts in the department's history, and increasing ticket sales by 189 percent.

Under his leadership, the Lumberjacks celebrated 18 conference championships, three NCAA Tournament appearances, and the 2019 Bowling National Championship.

Henderson also served as president of his alma mater, Northwestern State University, where he reinvigorated student life and campus culture leading to the highest enrollment in the school's 135-year history. Before taking the helm of NSU, Henderson served as chancellor of Bossier Parish Community College. During his tenure, the institution ranked among the five fastest growing colleges in the nation for five consecutive years.

Prior to joining SFA, Ivey spent three years (2015-18) at Austin Peay in Clarksville, Tennessee, where he helped raise \$6.5 million in gifts which were funneled into facility improvements and the athletic departments budget on top of increase football and basketball ticket revenue.

His first Director of Athletics position came at NCAA Division II Texas A&M-Commerce. During his two-year stint with the Lions, the athletic programs experienced new heights by winning six team Lone Star Conference championships in the 2014-15 season, the most ever in Lion Athletics history.



JOSH TAYLOR

HEAD COACH

Josh Taylor enters his fourth season as head coach of the Louisiana Tech Softball program.

Taylor earned the Conference USA Coach of the Year award in both 2022 and 2024, becoming the first Tech softball coach to earn a league Coach of the Year award multiple times.

This past season, Taylor led Tech to a 32-22 season that included a third-place conference finish and wins over league champions in UL-Lafayette (Sun Belt), San Diego State (Mountain West), McNeese (Southland - regular season) and Southeastern Louisiana (Southland - tournament champion). He also recorded victories against P5 programs in Georgia Tech and Illinois. Taylor won his 100th career game at Louisiana Tech on April 27, 2024 with a 7-5 win at New Mexico State, becoming the second-fastest head softball coach in program history to reach the milestone.

In year two, Taylor led LA Tech to a 32-24 overall record with a 13-11 mark in Conference USA play. The Bulldogs went 16-9 at Dr. Billy Bunderick Field. LA Tech swept SEMO in the season-opening series, outscoring the Redhawks 18-1 overall to increase their home winning streak to 15 games which was the nation's fifth longest home winning streak at the time.

Wins over NCAA Regional Participant and A-SUN Champions Central Arkansas and NC State highlighted non-conference play. The Bulldogs' win over the Wolfpack was the first over a power five opponent since Feb. 24, 2019.

Taylor led LA Tech to an eight-game winning streak from April 14-April 28. During the win streak LA Tech swept UTSA and UTEP and also defeated Grambling in a midweek before earning a thrilling 4-3 series-opening win over NCAA Tournament Participant Charlotte.

In the circle, the Bulldogs posted a 2.38 ERA which was the lowest by a Louisiana Tech pitching staff since 2002.

Offensively, Kylie Neel and Katelin Cooper both cracked the top-10 in single season RBI with 45 and 42 respectively. In addition to leading the team in RBI, Neel led Tech in batting average (.351), doubles (11), total bases (81) and slugging percentage (.536).

Numerous Bulldogs took home postseason honors as pitcher Allie Floyd was named CUSA Freshman of the Year and Sierra Sacco (first team), Neel (second team) and Mary Martinez (freshman team) all earned CUSA honors.

In addition to conference awards, Neel was named second-team NFCA All-Mideast Region while Floyd was selected to the NFCA All-Mideast Region third team.

It didn't take long for Josh Taylor to make his mark in Ruston in 2022.

In only his first year as the Louisiana Tech head coach, Taylor was named the Conference USA Coach of the Year after guiding the program to the 2022 C-USA regular season title.

It was quite a turnaround.

Taylor, who was named head coach by VP and Director of Athletics Eric Wood on June 7, 2021, took a Tech team that finished 22-30 in 2021 and orchestrated one of the biggest turnarounds in the collegiate softball world in 2022.

Under Taylor's guidance, the Bulldogs posted a mark of 39-20, including a 18-6 record in league games to claim only the second regular season conference title in program history. Tech started league play 0-3 but then won 18 of its final 21 C-USA games, including the final 11 of the season to win the crown by one game.

The 39 wins were tied for the seventh most in program history and the 18 league wins were the second most in program history.

Not bad for a program that was picked to finish seventh in the C-USA Preseason Coaches Poll, a team that didn't have a single representative on the 15-player preseason all-conference team.

It took an unforgettable two-out, five-run rally in the bottom of the seventh inning of the season finale against Southern Miss, but Katelin Cooper's bases-clearing, walk-off triple gave Tech an 8-7 win on Senior Day Sunday at Dr. Billy Bunderick Field sending the Tech players, coaches and fans into a celebration that won't soon be forgotten in Ruston.

Taylor's impact on the Tech program was also seen on the stat sheet. As a team, Tech raised its batting average by 60 points (.233 to .293) and almost doubled its run production from the previous season. In the circle, Tech lowered its team earned run average significantly, finishing with a sub-3.00 ERA.

Outfielder Sierra Sacco was named the Conference USA and the Louisiana Sports Writers Association State Freshman of the Year while being one of 10 finalists for the Schutt Sports/NFCA National Freshman of the Year Award. Sacco, who didn't sign with Tech until after Taylor arrived on campus in July, broke the program's single season hits record while ranking among the national leaders in hits, batting average, on-base percentage, stolen bases and runs scored.

Senior Audrey Pickett and junior Amanda Gonzalez joined Sacco on the C-USA first team while Brooke Diaz, Madie Green and Kylie Neel were all named second team all-conference. Sacco, Gonzalez and Diaz were all named all-Mideast Region.

Taylor came to Ruston after spending the past eight seasons at the University of Nevada, including the last five as the head coach of the Mountain West program.



AT A GLANCE

POSITION	HEAD COACH
HOMETOWN	OAKHURST, CALIF.
ALMA MATER	NEVADA (1995)
CAREER RECORD	338-237 (13 SEASONS)
LATECH RECORD	105-69 (4 SEASONS)



He led the Wolf Pack to a 27-16 record in 2021, including a program record 16 wins in Mountain West action. Nevada posted a non-conference win over No. 2 ranked Washington, a team that finished with 45 wins and an appearance in the Super Regional vs. No. 1 Oklahoma. Nevada won seven of its eight Mountain West series, including a sweep against second place UNLV.

The Wolf Pack hit .289 as a team with five players batting over .300 while recording a school record 62 stolen bases. During his five years as the head coach, all five of his teams finished in the top 10 in program history in batting average. Defensively, his 2019 team shattered the school record for fielding percentage and fewest errors in a season.

Taylor's 2018 team posted two wins over Louisiana Tech in Puerto Vallarta Classic.

Taylor, who served as an assistant coach at Nevada for three seasons (2013-16) before taking over the helm, led Nevada to three straight NISC postseason appearances (2017-19). He developed 19 all-Mountain West honorees during his head coaching stint - five in 2021 - and another 22 Academic All-Mountain West performers.

Under Taylor's guidance, Nevada softball posted impressive marks in the classroom, sporting a fall team grade points average of 3.71 and a spring GPA of 3.75.

Prior to joining the Wolf Pack, Taylor served as the head coach at Feather River College in Quincy, Calif. Taylor, who was an assistant coach and recruiting coordinator for the Feather River baseball team in his first stint from 2004-07, led the Golden Eagle softball program to three-consecutive Super Regional appearances from 2010 to 2012. His overall record in his four years at Feather River was 113-59, including a 92-37 mark over his final three seasons.

The 2012 season was highlighted by Taylor's third-consecutive 30-win season and his 10th playoff victory in the regional playoff. In 2011, Feather River reached its second-straight Super Regional in a season that also saw Taylor receive the Gatorade Coach of the Year award.

In 2010, Taylor was named Golden Valley Conference Coach of the Year after leading the Golden Eagles to their first GVC title since 2006. The Taylor-led offense topped the GVC in team batting average, runs, RBI, doubles and triples.

Taylor previously served as associate head coach for the Marysville Gold Sox, a collegiate summer league team, from 2008-11. On top of running all aspects of hitting and fielding instruction, Taylor coached multiple players who went on to earn Division I scholarships and two big leaguers in Cody Anderson and Max Stassi. Prior to joining the Gold Sox, Taylor spent a season as associate head coach and recruiting coordinator at San Joaquin College in Stockton, Calif. from 2007-08.

A former Wolf Pack baseball player, Taylor was inducted into the Nevada Athletics Hall of Fame in 2015 as part of the 1994 baseball squad that finished with 41 wins, was ranked as high as No. 6 in the nation and earned the program's first NCAA regional appearance.

Taylor and his wife, Michelle, have one daughter, Madyson, who graduated from Nevada. Taylor's 2018 team posted two wins over Louisiana Tech in Puerto Vallarta Classic.

Taylor, who served as an assistant coach at Nevada for three seasons (2013-16) before taking over the helm, led Nevada to three straight NISC postseason appearances (2017-19).

He developed 19 all-Mountain West honorees during his head coaching stint - five in 2021 - and another 22 Academic All-Mountain West performers.

Under Taylor's guidance, Nevada softball posted impressive marks in the classroom, sporting a fall team grade points average of 3.71 and a spring GPA of 3.75.

Prior to joining the Wolf Pack, Taylor served as the head coach at Feather River College in Quincy, Calif. Taylor, who was an assistant coach and recruiting coordinator for the Feather River baseball team in his first stint from 2004-07, led the Golden Eagle softball program to three-consecutive Super Regional appearances from 2010 to 2012. His overall record in his four years at Feather River was 113-59, including a 92-37 mark over his final three seasons.

The 2012 season was highlighted by Taylor's third-consecutive 30-win season and his 10th playoff victory in the regional playoff. In 2011, Feather River reached its second-straight Super Regional in a season that also saw Taylor receive the Gatorade Coach of the Year award.

In 2010, Taylor was named Golden Valley Conference Coach of the Year after leading the Golden Eagles to their first GVC title since 2006. The Taylor-led offense topped the GVC in team batting average, runs, RBI, doubles and triples.

Taylor previously served as associate head coach for the Marysville Gold Sox, a collegiate

summer league team, from 2008-11. On top of running all aspects of hitting and fielding instruction, Taylor coached multiple players who went on to earn Division I scholarships and two big leaguers in Cody Anderson and Max Stassi. Prior to joining the Gold Sox, Taylor spent a season as associate head coach and recruiting coordinator at San Joaquin College in Stockton, Calif. from 2007-08.

A former Wolf Pack baseball player, Taylor was inducted into the Nevada Athletics Hall of Fame in 2015 as part of the 1994 baseball squad that finished with 41 wins, was ranked as high as No. 6 in the nation and earned the program's first NCAA regional appearance.

Taylor and his wife, Michelle, have one daughter, Madyson, who graduated from Nevada.

YEAR BY YEAR		
2009		21-22 9-11 3rd, Golden Valley
2010		30-11 15-5 1st, Golden Valley
2011		32-12 15-5 3rd, Golden Valley
2012		30-14 14-6 2nd, Golden Valley
2017		30-25 13-11 5th, Mountain West
2018		27-27 12-12 5th, Mountain West
2019		29-27 11-13 7th, Mountain West
2020		10-14 0-0 COVID N/A
2021		24-16 16-8 3rd, Mountain West
2022		39-20 18-6 1st, Conference USA
2023		32-24 13-11 7th, Conference USA
2024		32-22 13-11 3rd, Conference USA
OVERALL		336-234 149-99 (Conference)

Dr. Billy Bundrick Field

Established 2021

Dr. Billy Bundrick and Dr. Robert Mack Caruthers started a lifelong friendship in the first grade in Shreveport more than 70 years ago.

They became good friends – “the very best of friends,” according to Dr. Bundrick – during their years together at Alexander Elementary School, Hamilton Terrace Junior High School and Byrd High School.

Eventually, after Dr. Bundrick transferred to Louisiana Tech following a freshman year at Texas A&M, the duo became roommates at Hale Hall. And although each pursued his own career direction – medicine for Bundrick and engineering professor for Caruthers – their passion for Louisiana Tech bonded their friendship until the passing of Dr. Caruthers in 2016.

Now, the two men’s names are being reunited.

Louisiana Tech announced today that the new softball field will be named in honor of the highly-decorated orthopedic surgeon who has given more than 40 years of his professional career to his alma mater.

The Dr. Billy Bundrick naming of the softball field comes thanks to a financial donation towards the facility from Dr. Bundrick’s daughter, Margaret, and her husband, Jim Davison.

“As the university was seeking assistance in the development of a state-of-the-art sports complex for our softball team, Jim and I were thrilled to help,” said Margaret Davison. “When Brooks Hull mentioned the naming of the soccer field in memory of Dad’s good friend, Dr. Caruthers, I knew this was the perfect opportunity to honor dad for a lifetime of dedication to Louisiana Tech.”

Dr. Billy Bundrick Field sits just west (less than 50 yards away) of Dr. Robert Mack Caruthers Soccer Field, the new home for the Lady Techster soccer program. The announcement of the naming of the soccer field came in October 2019 following a gift from Tim Cutt (1983, Petroleum Engineering) and his wife Carolyn in honor of the former Petroleum Engineering professor.

“Robert Mack and I go back to the first grade,” said Dr. Bundrick. “All the way through high school and Tech. We go way back. Robert Mack was a fine, fine man and a friend. The very best.”

Louisiana Tech has honored Dr. Bundrick in just about every conceivable way over the past four decades, and he has more than earned each one. The resume of the Bulldog football letter winner (1957-59), team captain, and longtime LA Tech team orthopedic doctor (1973-2013) is loaded with accolades from both the University and the athletics realm.

“Dr. Billy Bundrick has been a steadfast supporter of Louisiana Tech since his days on the football field,” said Louisiana Tech President Les Guice. “Seeing him work with our student-athletes to help them stay healthy has been a highlight of my time at Tech, and I can think of few better ways to honor his legacy than this.”

Although he first made a name for himself playing for legendary coach

Joe Aillet and the Bulldogs, Dr. Bundrick has spent more than half of his life taking care of Louisiana Tech’s male and female student-athletes.

In addition to donating countless hours to Louisiana Tech’s student-athletes over a four-decade stretch, Dr. Bundrick has also supported the University and its athletic department financially. He and his wife Linda are members of the Team Tech \$1 Million Lifetime Giving Club, an elite membership that includes less than 15 couples who have each given more than \$1 million during their lifetime.

According to Dr. Bundrick, he and his family’s association with Louisiana Tech over the years has been a big part of his life. He’s had a passion for Lady Techster softball program and has been an integral part of numerous facility projects within the program over the past decade.

“Louisiana Tech has meant everything ... to me and my family,” said Dr. Bundrick. “It’s a real honor (to have the stadium named after me). It’s a real honor. The field is going to be great. All of the new facilities are. This is just a special honor.”

Dr. Bundrick was enshrined into the Louisiana Tech Athletics Hall of Fame as part of the class of 1986. He has earned numerous other honors, including the Louisiana Tech Alumnus of the Year (1980), the Distinguished Alumni Award for the College of Life Sciences (1986), Centennial 100 Distinguished Alumni (1994) and Tower Medallion recipient (1995).

He served as the University Foundation Board President (1981-83) and was a Privileged Director of the Foundation Board (1986-87). He received an honorary doctorate in 1984.

“Although I am relatively new to the Louisiana Tech Family, I am very familiar with Dr. Bundrick’s legacy to this University and its athletic department,” said LA Tech VP and Director of Athletics Eric Wood. “He and his family have such deep ties to Louisiana Tech. Dr. Bundrick had a great impact on thousands of our student-athletes over the years, and he will now have his name forever grace our beautiful new softball field.”



2025 SIGNEES



RUSTON, La. - Louisiana Tech head softball coach Josh Taylor announced the signing of four new players that will join the Bulldogs for the 2025-26 season, as they all signed their National Letter of Intent on Wednesday's National Signing Day. Joining the Bulldogs are Cali Bennett (Huntington Beach, Calif./Huntington Beach HS), Bradi Galloway (Whitesboro, Texas/Whitesboro HS), Aleah Brooks (Cheyenne, Wyo./Cheyenne East HS) and Maddy Stringer (Stonewall, La./North Desoto HS).

"The 2025 recruiting class is a diverse group of speed and power and a solid mix of right- and left-handed bats," Taylor said. "This class also brings a remarkably high softball IQ and a love for the game of softball that is second to none. Each of them brings a unique skill set that will bolster our program to new heights in the future. We welcome them to Ruston with open arms and can't wait to get started."

Bennett, the No. 25 ranked outfielder in the nation and No. 4 in the West Region, will join the Bulldogs from Huntington Beach High School in Huntington Beach, Calif., where she is a four-year letter winner and a team captain.

Bennett is coming off a 2024 season where she was named Offensive MVP and First Team All-League. She finished her junior campaign with a .424 batting average and a .513 on base percentage. She plays travel ball for the Firecrackers Select Rico / Brashear. The California native hit .339 with a .468 OBP as her team won the Alliance Super Cup Championship and finished in 9th place at Nationals.

She is a seven-time Scholar Athlete and was named to the Sunset League All-Academic Team. In addition to softball, Bennett has played field hockey all four years of high school, with three seasons on varsity. She is captain of the field hockey team and was selected to the Field Hockey Sunset League All-Star Team.

Bradi Galloway, ranked as the No. 13 infielder in the Southwest Region and No. 62 player in the nation, will Join Louisiana Tech from Whitesboro High School in Whitesboro, Texas. She is the second member of her family to become a Bulldog, following in the footsteps of her sister Preslee, who played for LA Tech from 2016-19.

Bradi is coming off a 2024 junior season that saw her earn numerous accolades including District Offensive Player of the Year, All-Texomaland Hitter of the Year, while being named to the UIL State 4A All-Tournament Team. Galloway had a phenomenal season statistically, as the Texas native collected 56 hits, 50 RBI, 15 home runs, and 25 stolen bases. She scored 67 runs and drew 27 walks. The Texas native posted a .483 batting average, 1.078 slugging percentage and a .586 on base percentage. She recorded a .967 fielding percentage, tallying 60 putouts on 121 chances. She led her team to a third-place finish in the State Tournament and finished the 2024 season as the DFW home run leader.

Other high school softball accolades for Galloway include District MVP (2023), MVP All-Texomaland (2023), Offensive Player of the Year (2022), Newcomer of the Year (2022), Academic All-District in softball and basketball (2022, 2023, 2024), NFCA All-American Scholar Athlete

(2023, 2024), and TGCA All-State (2023, 2024). Galloway boasts a 3.9 GPA, is ranked 19th in her class and serves as the NHS Vice President. She plays for the Texas Blaze 18U United Robertson club team.

Local Product Maddy Stringer from North DeSoto High School in Stonewall, La., just 75 miles from Ruston, will have a short trip to join the team after her final season. Stringer has led North DeSoto to two State Championships and three runners up appearances in the title game. She has earned All-District honors each of the last three seasons (2022, 2023, 2024) and was named to the All-State team and All-Region team this past season, while also earning Softball All-American honors.

She had a remarkable junior season, earning Offensive MVP Honors after registering 40 hits, 43 RBI, and 17 home runs. She boasted a .449 batting average, while posting a 1.135 slugging percentage. The Louisiana native scored 42 runs and drew 24 walks. Stringer was perfect in the field, logging 92 putouts on 92 chances for a 1.000 percent fielding rate. She has hit 48 home runs during her high school career with over 120 RBI.

Stringer carries a 4.23 GPA in the classroom and is a member of the National Honor Society. In addition to softball, Stringer is a three-time All-American cheer leader and has won a national championship in the sport. Stringer plays travel ball for United Albert 18U.

Brooks, a powerful slugger from Cheyenne, Wyo., will join the squad after a senior season in which she hopes to become a four-time All-State performer. Brooks has earned First Team All-State honors each of the last three seasons, while also being named First Team All-Conference team three times.

Aleah has powered her way to 26 high school home runs, a .538 batting average, and a 1.067 slugging percentage. She led her team to a 27-4 record in 2024 and to an appearance in the State Title game for the second consecutive season. Brooks registered 15 home runs and 49 RB during her junior season. Her 15 home runs in 2024 are a single season record for the state of Wyoming. Brooks drew 34 walks, with 11 of them being intentional.

Brooks was a 2024 Gatorade Player of the Year nominee, and a 2022 USA Today Nominee for Girls Rising Star of the Year Award. She has earned three varsity softball letters, and one varsity volleyball letter, where she earned First Team All-Conference. The Wyoming native has earned a letter in choir and has been named the Prep Athlete of the Week on three occasions. Brooks plays travel ball for Colorado Softball Academy 18U Gold-United.

LA TECH RECORD WHEN...

(2025)	Overall	CUSA
BY GAME	2-3	0-0
Home	0-0	0-0
Away	0-0	0-0
Neutral	2-3	0-0
Day Games (before 5 p.m.)	2-3	0-0
Night Games (5 p.m. or later)	0-0	0-0
Ranked Opponents	1-2	0-0
Unranked Opponents	1-1	0-0

BY OPPOSING STARTER

vs. Left-handed starter	0-1	0-0
vs. Right-handed starter	2-2	0-0

BY LA TECH STARTER

Starter goes +5 innings	2-0	0-0
Starter goes less than 5 innings	0-3	0-0

BY SCORING/MARGIN

Tech scores first	2-0	0-0
Opponent scores first	0-3	0-0
One-run games	0-0	0-0
Two-run games	0-0	0-0
In three-plus run games	2-3	0-0
Shutouts	0-0	0-0
Extra innings	0-0	0-0
0-2 runs	0-1	0-0
3-5 runs	0-2	0-0
6-9 runs	2-0	0-0
10 or more runs	0-0	0-0

BY STATS

0-3 hits	0-0	0-0
4-6 hits	1-2	0-0
7-9 hits	0-0	0-0
10 or more hits	1-1	0-0
Out-hit opponent	1-1	0-0
Out-hit by opponent	1-2	0-0
Equal hits	0-0	0-0
Hitting a home run	1-0	0-0
Going homerless	1-3	0-0
Allowing a home run	0-3	0-0
Not allowing a home run	2-0	0-0
Errorless	0-1	0-0
Committing an error	2-2	0-0
Committing two or more errors	0-1	0-0
Opponent commits 0 errors	0-1	0-0
Opponent commits at least one error	2-2	0-0

BY MONTH/DAY/GAME

February	2-3	0-0
March	0-0	0-0
April	0-0	0-0
May	0-0	0-0
Monday	0-0	0-0
Tuesday	0-0	0-0
Wednesday	0-0	0-0
Thursday	1-0	0-0
Friday	1-1	0-0
Saturday	0-2	0-0
Sunday	0-0	0-0
Game 1	0-0	0-0
Game 2	0-0	0-0
Game 3	0-0	0-0
Game 4	0-0	0-0

BY JERSEY

White	1-1	0-0
Black	0-0	0-0
Red and Blue	0-2	0-0
Columbia Blue	1-1	0-0

BY TIME ZONE

Central	2-3	0-0
Eastern	0-0	0-0
Mountain	0-0	0-0

LEADING AFTER

Inn.	1.	2.	3.	4.	5.	6.
	0-0	1-0	1-0	2-0	2-0	2-0

TRAILING AFTER

Inn.	1.	2.	3.	4.	5.	6.
	0-3	0-3	0-3	0-3	0-2	0-2

TIED AFTER

Inn.	1.	2.	3.	4.	5.	6.
	2-0	1-0	1-0	0-0	0-0	0-0

HITTING STATISTICS

2025 MULTI-HIT GAMES

PLAYER	2	3	4	5+	TOTAL
Claire Raley	3	-	-	-	3
Nicole Hammoude	2	-	-	-	2
Reagan Marchant	1	-	-	-	1
Karolyn Glover	1	-	-	-	1

2025 MULTI-RBI GAMES

PLAYER	2	3	4	5+	TOTAL
Nicole Hammoude	1	-	-	-	1
Alexis Gilio	1	-	-	-	1
Addison Snyder	1	-	-	-	1

HITTING STREAKS

PLAYER	CURRENT	2025	CAREER
KB Briley	-	1	5
Alexis Gilio	2	2	9
Claire Raley	5	5	9
Nicole Hammoude	5	5	5
Addison Snyder	-	4	4
Karli Sellers	-	-	2
Elena Heng	2	2	2
Reagan Marchant	-	2	2
Alannah Rogers	-	1	5
Karolyn Glover	-	-	1
Paris Endris	-	-	1
Kaylee Grealy	-	-	2
Karolyn Glover	1	1	1
Jina Baffuto	-	-	1
Allie Furr	-	1	1
Reese Torres	3	-	6

REACHED BASE STREAKS

PLAYER	CURRENT	2025	CAREER
KB Briley	1	1	6
Alannah Rogers	-	1	13
Kaylee Grealy	-	-	2
Paris Endris	-	-	4
Alexis Gilio	2	2	11
Claire Raley	5	5	9
Nicole Hammoude	5	5	7
Karli Sellers	-	-	1
Karolyn Glover	-	-	1
Jina Baffuto	1	-	1
Reese Torres	4	-	6
Addison Snyder	-	4	4
Allie Furr	3	3	3
Elena Heng	2	2	2
Reagan Marchant	-	2	2
Karolyn Glover	1	1	1

HOME RUN TOTALS

2025 BREAKDOWN

Total	1
Home	0
Road	0
Neutral	1
vs. RHP	1
vs. LHP	0
0 Out	0
1 Out	0
2 Outs	1
Solo	0
Two-Run	1
Three-Run	0
Grand Slam	0
Back-to-Back	0
Pinch-Hit	0
Walk-off	0
Consecutive games with a HR (Season Long)	0
Consecutive games without a HR (Season Long)	4

HOME RUN TRACKER (2025)

Player (HR #)	Opp. (Date)	Runs	Inn.	Outs	Count	Final
Nicole Hammoude	UNC (2/6)	2	5	2	0-0	9-4

HOME RUN BREAKDOWN

PLAYER	SOLO	2R	3R	GS	TOTAL
Nicole Hammoude	-	1	-	-	1

COME FROM BEHIND WINS

DATE	OPPONENT	DEFICIT	TOTAL
------	----------	---------	-------

WALK-OFF WINS

DATE	OPPONENT	DEFICIT	TOTAL
------	----------	---------	-------

SCORE BY INNINGS

Inn.	1.	2.	3.	4.	5.	6.	7.	EXTRA	TOTAL
LA Tech	0	6	0	4	5	8	0	0	23
Opponents	11	1	2	5	3	4	2	0	28



THE LAST TIME...

THE LAST TIME LA TECH...

Scored 10+ runs in a game	11 at New Mexico State (4/26/2024)
Scored 15+ runs in a game.....	28 vs. Lindenwood (2/17/24)
Scored 20+ runs in a game.....	28 vs. Lindenwood (2/17/24)
Recorded 15+ hits in a game.....	15 at UTEP (3/6/2020)
Recorded 20+ hits in a game.....	23 vs. Jackson State (2/6/2004)
Scored 10+ runs in an inning.....	14 vs. Lindenwood (2/17/24)
Drew 10 or more walks in a game.....	20 vs. Lindenwood (2/17/24)
Stole five or more bases in a game.....	5 vs. Houston Christian (3/4/2023)
Hit five or more home runs in a game	6 at New Mexico State (5/1/2009)
Hit a grand slam.....	vs. Lindenwood (2/16/24)
Defeated No. 1 team (NFCA).....	N/A
Defeated a Top-10 team (NFCA).....	6-1 (7 inn.) vs. #4 Oklahoma State (2/7/2025)
Defeated ranked opponent at home	1-0 (10 inn.) vs. #25 Fresno State (4/11/2009)
Defeated ranked opponent on the road.....	8-7 at #24 McNeese State (2/14/2018)
Defeated ranked opponent at a neutral site.....	6-1 vs. #4 Oklahoma State (2/7/2025)
Lost to ranked opponent at home.....	3-1 vs. #15 LSU (2/2/2023)
Lost to ranked opponent on the road	2-0 at #4 LSU (3/3/2024)
Lost to ranked opponent at a neutral site.....	9-1 vs. #12 Florida State (2/8/2025)
Won a run-rule game.....	8-0 (6 inn.) vs. McNeese (3/3/2024)
Lost a run-rule game.....	9-1 (5 inn.) vs. Florida State (2/8/2025)
Won an extra-inning game.....	3-2 (11 inn.) vs. Missouri State (2/24/2024)
Lost an extra-inning game	6-5 (13 inn.) at Ole Miss (4/17/2024)
Was No-Hit.....	8-0 vs. SIU Edwardsville (2/11/2022)
Turned a triple play.....	N/A

THE LAST TIME A LA TECH PLAYER...

Recorded 4+ hits in a game	4, Caroline Easom at ULM (2/16/2024)
Scored 4+ runs in a game.....	4, Karli Sellers vs. Lindenwood (2/17/2024)
Drove in 5+ runs in a game.....	5, Nicole Hammoude vs. Lindenwood (2/17/2024)
Hit 2 home runs in a game.....	2, Nicole Hammoude vs. Georgia Tech (4/6/2024)
Hit 3+ home runs in a game.....	3, Dacia Hale vs. Fresno State (5/9/2012)
Hit a grand slam.....	Nicole Hammoude vs. Grambling State (3/26/2024)
Hit back-to-back home runs.....	Aubree Seaney/Nicole Hammoude vs. Georgia Tech (4/6/2024)
Hit back-to-back-to-back home runs.....	N/A
Hit for the cycle.....	N/A
Drew 4+ walks in a game	4, Zoe Hicks at Memphis (3/20/2021)
Stole 3+ bases in a game.....	3, Sierra Sacco vs. Marshall (5/12/2022)
Had a walk-off home run.....	Katelin Cooper (2 R) vs. Sam Houston (3/9/2024)
Had a walk-off hit	Katelin Cooper (2 R) vs. Sam Houston (3/9/2024)

THE LAST TIME A LA TECH PITCHER...

Struck out 10+ batters	11, Bre Hernandez at Southern Miss. (4/30/2021)
Struck out 15+ batter	15, Lindsey Meadows vs. UMKC (3/19/2005)
Threw a no-hitter.....	Preslie Gallaway vs. Penn State (2/24/2019)
Threw a perfect game.....	N/A

2025 PRESEASON AWARDS AND HONORS

D100 FRESHMAN WATCH LIST
RYLEIGH SHULL - LHP

PRESEASON ALL-CUSA
ALEXIS GILIO - OF
CLAIRE RALEY - INF



CAREER HOME RUNS

REESE TORRES (11)

No.	Opponent	Date	RBI
11	at St. Bonaventure	5/4/24	2
10	Massachusetts	4/27/24	1
9	at Dayton	3/24/24	4
8	Coppin St.	3/6/24	1
7	at North Carolina	2/24/24	1
6	vs. St. Bonaventure	4/23/23	3
5	at Loyola	4/16/23	1
4	at Loyola	4/15/23	2
3	at Saint Joseph's	4/7/23	2
2	vs. Dayton	4/2/23	1
1	at Saint Louis	3/25/23	2

6	GEORGIA TECH	4/6/24	3
5	vs. Grambling	3/26/24	4
4	vs. WKU	3/24/24	3
3	at McNeese	3/5/24	1
2 (2)	vs. Siena	3/7/20	2
1 (1)	vs. Siena	3/7/20	3

KB BRILEY (3)

No.	Opponent	Date	RBI
3 (2)	at Texas A&M	3/22/23	2
2 (1)	at FIU	3/17/23	3
1 (1)	at Southern Miss	5/2/21	1

CLAIRE RALEY (8)

No.	Opponent	Date	RBI
8	at NM State	4/26/24	2
7	vs. UL-Lafayette	2/20/24	2
6	at ULM	2/17/24	1
5	at ULM	2/16/24	1
4 (4)	UNLV	4/30/23	1
3 (3)	New Mexico	3/19/23	1
2 (1)	vs. UC-Davis	3/11/23	2
1 (1)	vs. Montana	2/26/23	1

ALANNAH ROGERS (1)


No.	Opponent	Date	RBI
1	vs. UL-Lafayette	3/20/24	3

PARIS ENDRIS (1)

No.	Opponent	Date	RBI
1	vs. McNeese	4/30/24	3

NICOLE HAMMOUDE (8)

No.	Opponent	Date	RBI
8	vs. Northern Colorado	2/6/25	2
7	GEORGIA TECH	4/6/24	1



CAREER HITTING

CAREER MULTI-HIT GAMES

PLAYER	2	3	4	5+	TOTAL
Alexis Gilio	20	9	-	-	29
Claire Raley	25	4	-	-	29
KB Briley	9	3	1	-	13
Nicole Hammoude	12	-	-	-	12
Alannah Rogers	7	3	-	-	10
Reese Torres	6	1	-	-	7
Paris Endris	1	1	-	-	2
Reagan Marchant	1	-	-	-	1
Karolyn Glover	1	-	-	-	1
Kaylee Grealy	1	1	-	-	1
Karli Sellers	1	1	-	-	1

CAREER MULTI RBI GAMES

PLAYER	2	3	4	5+	TOTAL
Reese Torres	7	2	2	-	11
Claire Raley	5	2	1	-	8
Alannah Rogers	5	2	1	-	8
Nicole Hammoude	3	-	3	2	8
KB Briley	6	1	-	-	7
Alexis Gilio	4	-	1	-	5
Paris Endris	3	1	-	-	4
Karli Sellers	1	-	-	1	2
Karolyn Glover	1	-	-	-	1
Kaylee Grealy	-	1	-	-	1
Jina Baffuto	1	-	-	-	1





00 Allie Floyd

Jr. | P | R/R | East Bernard, Texas | Boling HS

SEASON HIGHS

- » Innings Pitched: 7.0 vs. Oklahoma State (2/7/25)
- » Strikeouts: 6 vs. Northern Colorado (2/6/25)
- » Fewest Runs*: 1 vs. Oklahoma State (2/7/25)
- » Fewest Hits*: 7 vs. Oklahoma State (2/7/25)
- » Fewest Walks*: 2 vs. Oklahoma State (2/7/25)

CAREER HIGHS

- » Innings Pitched: 9.0 vs. ULM (3/7/23)
- » Strikeouts: 8 vs. Southeastern (2/14/24)
- » Fewest Runs*: 0 vs. Missouri State (2/24/24)
- » Fewest Hits*: 2 vs. Missouri State (2/24/24)
- » Fewest Walks*: 0 vs. McNeese (3/3/24)

* - Minimum 5 innings pitched

* - Minimum 5 innings pitched

2025 LAST FIVE GAMES

Date	Opponent	GS	IP	H	R	ER	BB	SO	2B	3B	HR	WP	BK	HBP	IBB	Score	W-L	Sv	ERA	NP
2/6/25	Northern Colo.	**	7.0	7	4	4	3	6	2	0	0	5	0	1	0	9-4	1-0	0	4.00	TBA
2/7/25	Oklahoma State	*	7.0	7	1	1	2	4	2	0	0	1	0	0	0	6-1	2-0	0	1.00	112
2/8/25	Florida State	*	3.0	5	3	3	1	2	0	1	2	0	0	0	0	1-9	2-1	0	7.00	54

NOTABLES

- » Finished tied for the team lead in wins with 13 in 2024.
- » Led the Bulldogs in innings pitched (146.1) and strikeouts (81) last season.
- » Earned Second-Team All-CUSA Honors in 2024.
- » Logged eight complete games as a sophomore.
- » 2023 Conference USA Freshman of the Year
- » Also lettered and earned all-district honors in volleyball.
- » Helped lead Boling to district, bi-district and area championships in 2019.
- » Born Jan. 22, 2004 in Sugarland, Texas.
- » Academic All-District selection all four years in high school.

CAREER STATS

YEAR	ERA	W	L	APP	GS	CG	SHO	SV	IP	H	R	ER	BB	SO	2B	3B	HR	BF	B/AVG.	WP	HBP	BK	SFA	SHA
2023	2.57	8	10	34	14	3	0	4	128.0	114	55	47	25	46	18	4	9	533	.233	11	4	0	6	9
2024	2.87	13	9	35	20	9	2	5	146.1	136	70	60	45	81	18	0	16	620	.245	15	5	0	4	10
2025	3.29	2	1	3	3	2	0	0	17.0	19	8	8	6	12	4	1	2	78	.271	6	1	0	0	1
TOTAL	2.76	23	20	72	37	14	2	9	291.1	269	133	115	76	139	40	5	27	1231	.241	32	10	0	10	20



1 Alannah Rogers

Jr. | OF | L/L | Surprise, Ariz. | Willow Canyon HS

SEASON HIGHS

- » Runs: 2 vs. Northern Colorado (2/6/25)
- » Hits: -1 vs. Northern Colorado (2/8/25)
- » Doubles: - Triples: - Home Runs: -
- » RBI: -
- » Walks: 1 vs. Northern Colorado (2/8/25)
- » Stolen Bases: -

CAREER HIGHS

- » Runs: 3 vs. Lindenwood (2/17/24)
- » Hits: 3 (Three Times)
- » Doubles: 1 Triples: -- Home Runs: 1
- » RBI: 3 (Twice)
- » Walks: 3 vs. Lindenwood (2/17/24)
- » Stolen Bases: 1 vs. Sam Houston (3/9/24)

2025 LAST FIVE GAMES

Date	Opponent	Pos	AB	R	H	RBI	2B	3B	HR	BB	SB	CS	HBP	SAC	SF	GDP	K	PO	A	E	Avg
2/6/25	vs Northern Colo.	RF	3	2	1	0	0	0	0	0	0	0	0	1	0	0	0	2	1	0	.333
2/7/25	vs Florida State	RF	3	0	0	0	0	0	0	0	0	0	0	0	0	0	1	1	0	0	.167
2/7/25	vs Oklahoma State	RF	3	0	0	0	0	0	0	0	0	0	0	0	0	0	0	0	0	0	.111
2/8/25	vs Northern Colo.	RF	3	0	1	0	0	0	0	1	0	0	0	0	0	0	0	0	0	0	.167
2/8/25	vs Florida State	RF	1	0	0	0	0	0	0	0	0	0	0	0	0	0	0	0	0	0	.133

NOTABLES

- » Played in 50 games while making 48 starts as a sophomore.
- » Finished fourth on the team with 42 hits in 2024.
- » Tallied 10 extra base hits last season (nine doubles, one HR).
- » Hit her first career home run against UL Lafayette (3/20/24).
- » Led her HS team to a State Title in 2021.
- » Played second base in high school.
- » Also wrestled in high school, finishing sixth in the Arizona State Championships.
- » Sister Alexis played collegiate softball at Belmont Abbey.
- » Born on Sept. 2, 2003.

CAREER STATS

Year	Avg.	GP	GS	AB	R	H	2B	3B	HR	RBI	TB	SLG%	BB	HBP	SO	GDP	OBP	SF	SH	SB	ATT	PO	A	E	FLD%
2023	.167	9	4	18	1	3	0	0	0	2	3	.167	3	0	2	0	.286	0	0	0	3	0	0	0	1.000
2024	.278	50	48	151	23	42	9	0	1	23	54	.358	22	1	25	0	.369	2	6	1	3	55	2	1	.983
2025	.133	5	5	15	2	2	0	0	0	0	2	.133	1	0	1	0	.188	0	1	0	0	3	1	0	1.000
TOTAL	.255	64	57	184	26	47	9	0	1	25	59	.321	26	1	28	0	.347	2	7	1	3	61	3	1	.985



2 Kaylee Grealy

Jr. | 2B | R/R | Fresno, Calif. | Clovis North HS

SEASON HIGHS

- » Runs: -
- » Hits: -
- » Doubles: - Triples: - Home Runs: -
- » RBI: -
- » Walks: -
- » Stolen Bases: -

CAREER HIGHS

- » Runs: - 1 vs. Lindenwood (2/17/24)
- » Hits: 2 vs. vs. Lindenwood (2/17/24)
- » Doubles: 1 Triples: - Home Runs: -
- » RBI: - 3 vs. Lindenwood (2/17/24)
- » Walks: - 1 (Three Times)
- » Stolen Bases: -

2025 LAST FIVE GAMES

Date	Opponent	Pos	AB	R	H	RBI	2B	3B	HR	BB	SB	CS	HBP	SAC	SF	GDP	K	PO	A	E	Avg	
2/8/25	vs Northern Colo.	PR	0	0	0	0	0	0	0	0	0	0	0	0	0	0	0	0	0	0	0	.000

NOTABLES

- » Recorded her first multi-hit and multi-RBI game against Lindenwood (2/17/24).
- » Talled a hit in four consecutive games.
- » Recorded her first career hit in a 5-1 win over Florida A&M (2/18/23)
- » Ranked No. 95 in Extra Innings 2022 Recruit Position Rankings.
- » Garnered all-state recognition as a senior, helping lead Clovis North to a conference title while batting .387 with a league leading 24 RBI.
- » Helped lead Clovis North to the 2020 CIF Championship
- » Played her junior year at Prosper High School in Texas.
- » Born Feb. 16, 2004 in Clovis, Calif.

CAREER STATS

Year	Avg.	GP	GS	AB	R	H	2B	3B	HR	RBI	TB	SLG%	BB	HBP	SO	GDP	OBP	SF	SH	SB	ATT	PO	A	E	FLD%
2023	.100	7	1	10	0	1	0	0	0	0	1	.100	0	0	3	0	.100	0	0	0	0	4	1	0	1.000
2024	.226	18	1	21	1	6	2	0	0	3	8	.381	3	0	7	0	.375	0	0	0	0	1	1	0	1.000
2025	.000	1	0	0	0	0	0	0	0	0	0	.000	0	0	0	0	.000	0	0	0	0	0	0	0	.000
TOTAL	.226	26	1	31	1	7	2	0	0	3	9	.290	3	0	10	0	.294	0	0	0	0	45	2	0	1.000



5 Addison Snyder

R-Fr. | C | R/R | Castaic, Calif | Cal State Fullerton

SEASON HIGHS

- » Runs: 1 vs. Oklahoma State (2/7/25)
- » Hits: 1 vs. Northern Colorado (2/8/25)
- » Doubles: 1 Triples: - Home Runs: -
- » RBI: 2 vs. Northern Colorado (2/6/25)
- » Walks: 1 vs. Northern Colorado (2/8/25)
- » Stolen Bases: -

CAREER HIGHS

- » Runs: 1 vs. Oklahoma State (2/7/25)
- » Hits: 1 vs. Northern Colorado (2/8/25)
- » Doubles: 1 Triples: -- Home Runs: --
- » RBI: 2 vs. Northern Colorado (2/6/25)
- » Walks: 1 vs. Northern Colorado (2/8/25)
- » Stolen Bases: -

2025 LAST FIVE GAMES

Date	Opponent	Pos	AB	R	H	RBI	2B	3B	HR	BB	SB	CS	HBP	SAC	SF	GDP	K	PO	A	E	Avg
2/6/25	vs Northern Colo.	C	3	0	1	2	1	0	0	1	0	0	0	0	0	0	0	5	0	0	.333
2/7/25	vs Florida State	DP	3	0	1	1	0	0	0	0	0	0	0	0	0	0	1	0	0	0	.333
2/7/25	vs Oklahoma State	C	3	1	1	0	0	0	0	0	0	0	0	0	0	0	1	4	0	0	.333
2/8/25	vs Northern Colo.	DP	3	0	1	0	0	0	0	1	0	0	0	0	0	1	0	0	0	0	.333
2/8/25	vs Florida State	C	2	0	0	0	0	0	0	0	0	0	0	0	0	0	0	2	0	0	.286

NOTABLES

- » Recorded her first career hit in the opener against on UNC with a two-RBI double.
- » Made her collegiate debut with Cal State Fullerton in an 8-2 win over UIC.
- » Will have four years of eligibility after transferring to LA Tech this past summer.
- » Earned 1st Team All-Santa Clarita Valley Honors as a sophomore, junior and senior.
- » Brother plays baseball at Oklahoma Christian University.
- » Father Jared spent five seasons in the Cubs organization as a catcher.

CAREER STATS

Year	Avg.	GP	GS	AB	R	H	2B	3B	HR	RBI	TB	SLG%	BB	HBP	SO	GDP	OBP	SF	SH	SB	ATT	PO	A	E	FLD%
2024	.000	9	0	5	0	0	0	0	0	0	0	.000	1	0	2	0	.167	0	0	0	0	2	0	0	1.000
2025	.286	5	5	14	1	4	1	0	0	3	5	.357	2	0	2	1	.375	0	0	0	0	11	0	0	1.000
TOTAL	.211	14	5	19	1	4	1	0	0	3	5	.263	3	0	4	1	.318	0	0	0	0	13	0	0	1.000





7 Claire Raley

Sr. | 3B | R/R | Clovis, Calif. | Utah State

SEASON HIGHS

- » Runs: 2 vs. Northern Colorado (2/8/25)
- » Hits: 2 vs. Florida State (2/8/25)
- » Doubles: 1 Triples: 1 Home Runs: -
- » RBI: 2 vs. Northern Colorado (2/8/25)
- » Walks: 1 vs. Oklahoma State (2/7/25)
- » Stolen Bases: -

CAREER HIGHS

- » Runs: - 2 (10 Times)
- » Hits: - 3 (Twice)
- » Doubles: 1 Triples: 1 Home Runs: 1
- » RBI: - 3 at NM State (4/26/24)
- » Walks: - 1 (8 Times)
- » Stolen Bases: - 2 vs. Lindenwood (2/16/24)

2025 LAST FIVE GAMES

Date	Opponent	Pos	AB	R	H	RBI	2B	3B	HR	BB	SB	CS	HBP	SAC	SF	GDP	K	PO	A	E	Avg
2/6/25	vs Northern Colo.	3B	4	0	1	1	0	0	0	0	0	0	0	0	0	0	1	0	3	0	.250
2/7/25	vs Florida State	3B	3	1	2	1	1	0	0	0	0	0	0	0	0	0	0	1	0	0	.429
2/7/25	vs Oklahoma State	3B	2	2	1	0	0	0	0	1	0	0	0	0	0	0	1	2	0	0	.444
2/8/25	vs Northern Colo.	3B	4	2	2	0	0	0	0	0	0	0	0	0	0	0	0	1	0	0	.462
2/8/25	vs Florida State	3B	2	1	2	0	0	1	0	0	0	0	0	0	0	0	0	2	2	0	.533

NOTABLES

- » One of two current Bulldogs to enter the season with 100+ career hits.
- » Named to 2025 All-CUSA Preseason Team.
- » Played and started in all 54 games for the Bulldogs in 2024.
- » Finished second on the team in hits (49), while leading the team with 33 runs.
- » Earned Second-Team All-CUSA honors in 2024.
- » Led the CUSA with four triples in 2024.
- » Registered 11 multi-hit contests in 2024.
- » Played at Buchanan High School in Clovis, Calif., earning first-team all-league honors as a sophomore and senior.
- » Born on Feb. 26.

CAREER STATS

Year	Avg.	GP	GS	AB	R	H	2B	3B	HR	RBI	TB	SLG%	BB	HBP	SO	GDP	OBP	SF	SH	SB	ATT	PO	A	E	FLD%
2022	.197	35	26	66	20	13	1	1	0	7	16	.242	9	2	21	0	.308	0	1	11	11	34	32	2	.971
2023	.328	41	41	134	31	44	6	3	4	20	68	.507	6	1	33	1	.362	1	1	18	19	33	77	6	.948
2024	.278	54	54	176	33	49	4	4	4	16	73	.415	8	0	41	0	.306	2	9	11	15	40	107	13	.919
2025	.533	5	5	15	6	8	1	1	0	2	11	.440	1	0	2	0	.327	0	0	0	0	6	5	0	1.000
TOTAL	.292	133	126	391	90	114	12	9	8	45	169	.430	24	3	97	1	.335	3	11	40	45	113	221	21	.941



11 KB Briley

R-Sr. | INF | R/R | Sterlington, La. | Sterlington HS

SEASON HIGHS

- » Runs: 1 vs. Oklahoma State (2/7/25)
- » Hits: 1 vs. Oklahoma State (2/7/25)
- » Doubles: - Triples: - Home Runs: -
- » RBI: 1 vs. Oklahoma State (2/7/25)
- » Walks: 1 vs. Oklahoma State (2/7/25)
- » Stolen Bases: -

CAREER HIGHS

- » Runs: 2 (Twice)
- » Hits: 3 vs. Evansville (2/14/22)
- » Doubles: 2 Triples: 1 Home Runs: 1
- » RBI: 3 at NW State (3/28)
- » Walks: 3 vs. UAB (4/24/22)
- » Stolen Bases: 3 vs. Marshall (5/12/22)

2025 LAST FIVE GAMES

Date	Opponent	Pos	AB	R	H	RBI	2B	3B	HR	BB	SB	CS	HBP	SAC	SF	GDP	K	PO	A	E	Avg
2/6/25	vs Northern Colo.	2B	3	0	1	1	0	0	0	0	0	0	0	0	1	0	0	3	2	1	.333
2/7/25	vs Florida State	2B	2	0	0	0	0	0	0	0	0	0	0	0	0	0	1	1	2	0	.200
2/7/25	vs Oklahoma State	2B	2	1	1	1	0	0	0	1	0	0	0	0	0	0	0	2	1	1	.286
2/8/25	vs Northern Colo.	2B	2	0	0	0	0	0	0	0	0	0	0	0	0	0	0	0	1	0	.222
2/8/25	vs Florida State	2B	1	0	0	0	0	0	0	0	0	0	0	0	0	0	0	0	2	0	.200

NOTABLES

- » Returns for her fifth season after missing her second season due to injury (missed 2022 & 2024 season).
- » Ranks fourth on the team with 49 career hits.
- » Had a 4-hit performance in Tech's 8-4 win over UTSA (2021).
- » Easton/NFCA All-America Scholar Athlete (2022, 2023).
- » Has 13 career multi-hit games.
- » Full name is Kailyn Bene Briley.
- » Won the Punt, Pass and Kick competition four years in a row (age 9-12) and competed at the Super Dome before Saints game for the NFL stage of the competition (Top finish nationally was 9th).
- » Born Jan. 14, 2002, in Bastrop, La.

CAREER STATS

Year	Avg.	GP	GS	AB	R	H	2B	3B	HR	RBI	TB	SLG%	BB	HBP	SO	GDP	OBP	SF	SH	SB	ATT	PO	A	E	FLD%
2021	.252	39	34	111	12	28	1	0	1	10	32	.288	2	3	19	1	.277	3	2	3	3	41	43	8	.913
2023	.256	33	29	82	10	21	2	0	2	17	29	.354	9	4	16	0	.343	4	5	0	1	7	9	0	1.000
2024	.000	1	0	2	2	0	0	0	0	0	0	.000	2	0	0	0	.500	0	0	0	0	0	0	0	.000
2025	.200	5	5	10	1	2	0	0	0	2	2	.200	1	0	1	0	.250	1	0	0	0	6	8	2	.875
TOTAL	.249	78	68	205	25	51	3	0	3	29	63	.307	14	7	36	1	.308	8	7	3	4	54	61	10	.920



12

Allie Furr



R-Fr. | OF | L/R | Ruston, La. | Cedar Creek HS

SEASON HIGHS

- » Runs: 1 vs. Northern Colorado (2/6/25)
- » Hits: -
- » Doubles: - Triples: - Home Runs: -
- » RBI: 1 vs. Northern Colorado (2/8/25)
- » Walks: 1 vs. Florida State (2/8/25)
- » Stolen Bases: -

CAREER HIGHS

- » Runs: 1 vs. Northern Colorado (2/6/25)
- » Hits: -
- » Doubles: - Triples: - Home Runs: -
- » RBI: 1 vs. Northern Colorado (2/8/25)
- » Walks: 1 vs. Florida State (2/8/25)
- » Stolen Bases: -

2025 LAST FIVE GAMES

Date	Opponent	Pos	AB	R	H	RBI	2B	3B	HR	BB	SB	CS	HBP	SAC	SF	GDP	K	PO	A	E	Avg	
2/6/25	vs Northern Colo.	PR	0	1	0	0	0	0	0	0	0	0	0	0	0	0	0	0	0	0	0	.000
2/7/25	vs Florida State	PH	1	0	0	0	0	0	0	0	0	0	0	0	0	0	0	0	0	0	0	.000
2/7/25	vs Oklahoma State	DP	2	0	0	1	0	0	0	1	0	0	0	0	0	0	1	0	0	0	0	.000
2/8/25	vs Northern Colo.	PH	0	0	0	1	0	0	0	1	0	0	0	0	0	0	0	0	0	0	0	.000
2/8/25	vs Florida State	DP	1	0	0	0	0	0	0	1	0	0	0	0	0	0	0	0	0	0	0	.000

NOTABLES

- » Redshirted in 2024.
- » Lettered six times at Cedar Creek High School.
- » Set single-season batting average (.615) and hits record as a junior (59) while also posting a .658 on-base percentage, .969 slugging percentage, 1.679 on-base plus slugging and 23 stolen bases for Cedar Creek.
- » Earned multiple first-team all-district and all-state honors.
- » Member of the Cougars' State Championship team in 2018, playing alongside current Lady Techsters Katelin Cooper and Lauren Menzina.
- » Brother Kasten plays shortstop for the LA Tech Baseball Team.
- » Born May 6, 2005 in Ruston, La.

CAREER STATS

Year	Avg.	GP	GS	AB	R	H	2B	3B	HR	RBI	TB	SLG%	BB	HBP	SO	GDP	OBP	SF	SH	SB	ATT	PO	A	E	FLD%
2025	.000	5	2	4	1	0	0	0	0	2	0	.000	3	0	1	0	.429	0	0	0	0	0	0	0	.000



14

Alyssa Martin



Sr. | P | R/R | Minden, La. | Glenbrook HS

SEASON HIGHS

- » Innings Pitched: 3.2 vs. Florida State (2/7/25)
 - » Strikeouts: 4 vs. Florida State (2/7/25)
 - » Fewest Runs*: -
 - » Fewest Hits*: -
 - » Fewest Walks*: -
- * - Minimum 5 innings pitched

CAREER HIGHS

- » Innings Pitched: 3.2 vs. Florida State (2/7/25)
 - » Strikeouts: 4 vs. Florida State (2/7/25)
 - » Fewest Runs*: N/A
 - » Fewest Hits*: N/A
 - » Fewest Walks*: N/A
- * - Minimum 5 innings pitched

2025 LAST FIVE GAMES

Date	Opponent	GS	IP	H	R	ER	BB	SO	2B	3B	HR	WP	BK	HBP	IBB	Score	W-L	Sv	ERA	NP
2/7/25	vs. Florida State	*	3.2	6	3	2	2	4	1	1	1	0	0	0	0	3-6	0-0	0	4.91	67
2/8/25	vs. Northern Colo.	*	1.1	3	4	3	1	1	0	0	2	1	0	0	0	4-8	0-1	0	9.00	34

NOTABLES

- » Went 2-0 with wins over Lindenwood (2/16/24) and Grambling (3/26/24).
- » Appeared in a career-high nine games in her second season with the team.
- » Tallied three strikeouts against Lindenwood (2/16/24).
- » Walked on after spending the 2022 season as a student manager.
- » Lettered six years for Glenbrook HS under former Tech ast. Roo Johnson.
- » Six-time first-team all-district selection in softball.
- » Also earned all-district honors in basketball and was a state champion high-jumper in track.
- » Born on Dec. 8, 2001 in Minden, La.

CAREER STATS

YEAR	ERA	W	L	APP	GS	CG	SHO	SV	IP	H	R	ER	BB	SO	2B	3B	HR	BF	B/AVG.	WP	HBP	BK	SFA	SHA
2023	2.94	0	1	10	1	0	0	0	16.2	12	8	7	7	14	2	0	2	73	.194	3	3	0	0	1
2024	3.11	2	0	9	2	0	0	0	18.0	18	10	8	2	9	3	1	2	76	.250	3	0	0	0	2
2025	7.00	0	1	2	1	0	0	0	5.0	9	7	5	3	5	1	1	3	9	.375	1	0	0	0	0
TOTAL	3.53	2	2	21	4	0	0	0	39.2	39	25	20	12	28	6	2	7	176	.247	7	3	0	0	3





15 Laney Johnson

Fr. | P/UT | R/R | Stonewall, La. | North Desoto HS

SEASON HIGHS CAREER HIGHS

- » Innings Pitched: -
- » Strikeouts: -
- » Fewest Runs*: -
- » Fewest Hits*: -
- » Fewest Walks*: -
- * - Minimum 5 innings pitched

2025 LAST FIVE GAMES

Date	Opponent	GS	IP	H	R	ER	BB	SO	2B	3B	HR	WP	BK	HBP	IBB	Score	W-L	Sv	ERA	NP
2/8/25	vs. Florida State	0.0	1	3	3	2	0	0	0	0	1	1	0	1	0	1-9	0-0	0	99.00	17

NOTABLES

- » Made her college debut against No. 12 Florida State
- » Was a Four-year letterwinner at North Desoto High School.
- » Led the Griffins to three consecutive State Championships (21, 22, 23).
- » Four-time LSHAA All-State and LSWA honoree.
- » Earned All-Area Player of the Year honors twice.
- » Was named district MVP and 4A Louisiana Player of the year as a junior
- » Played travel ball for Impact Gold Tate 18U.
- » Chose LA Tech over Central Arkansas, Kennesaw State, ULM, McNeese and Oregon State.
- » Born Dec. 15, 2005 in Shreveport.

CAREER STATS

YEAR	ERA	W	L	APP	GS	CG	SHO	SV	IP	H	R	ER	BB	SO	2B	3B	HR	BF	B/AVG.	WP	HBP	BK	SFA	SHA
2025	99.00	0	0	1	0	0	0/0	0	0.0	1	3	3	2	0	0	0	1	4	1.000	1	1	0	0	0



17 Elena Heng

Fr. | OF | L/R | Bossier City, La. | Airline HS

SEASON HIGHS CAREER HIGHS

- » Runs: 2 vs. Northern Colorado (2/6/25)
- » Hits: 1 vs. Florida State (2/8/25)
- » Doubles: 1 Triples: - Home Runs: -
- » RBI: -
- » Walks: 2 vs. Northern Colorado (2/6/25)
- » Stolen Bases: -
- » Runs: 2 vs. Northern Colorado (2/6/25)
- » Hits: 1 vs. Florida State (2/8/25)
- » Doubles: 1 Triples: - Home Runs: -
- » RBI: -
- » Walks: -2 vs. Northern Colorado (2/6/25)
- » Stolen Bases: -

2025 LAST FIVE GAMES

Date	Opponent	Pos	AB	R	H	RBI	2B	3B	HR	BB	SB	CS	HBP	SAC	SF	GDP	K	PO	A	E	Avg
2/6/25	vs Northern Colo.	LF	1	2	1	0	1	0	0	2	0	0	0	1	0	0	0	1	0	0	1.000
2/7/25	vs Florida State	LF	3	1	0	0	0	0	0	0	0	0	0	0	0	0	2	1	0	0	.250
2/7/25	vs Oklahoma State	LF	3	0	0	0	0	0	0	0	0	0	0	0	0	0	0	1	0	0	.143
2/8/25	vs Northern Colo.	LF	4	0	1	0	0	0	0	0	0	0	0	0	0	0	0	3	0	0	.182
2/8/25	vs Florida State	LF	3	0	1	0	0	0	0	0	0	0	0	0	0	0	0	2	0	0	.214

NOTABLES

- » Prepped at Airline High School where she played under former LA Tech standout Katie Smith.
- » Earned All-State honors as a sophomore, junior and senior.
- » Named district MVP and first-team all-district as a shortstop in 2023 after posting a .465 batting average
- » Earned first-team all-state and all-district honors in 2022 as a centerfielder.
- » Helped lead the Vikings to a runner-up finish at the state tournament in 2021.
- » Also participated in archery, cross country, and indoor and outdoor track.
- » Played travel ball for the Titans Baker.
- » Born April 11, 2006 in Warner Robbins, Ga.

CAREER STATS

Year	Avg.	GP	GS	AB	R	H	2B	3B	HR	RBI	TB	SLG%	BB	HBP	SO	GDP	OBP	SF	SH	SB	ATT	PO	A	E	FLD%
2025	.214	5	5	14	3	3	1	0	0	0	4	.286	2	0	2	0	.313	0	1	0	0	8	0	0	1.000



18 Paris Endris

Jr. | 1B | R/R | Bossier City, La. | Airline HS

SEASON HIGHS

- » Runs: -
- » Hits: -
- » Doubles: - Triples: - Home Runs: -
- » RBI: 1 vs. Florida State (2/8/25)
- » Walks: -
- » Stolen Bases: -

CAREER HIGHS

- » Runs: 1 (Six Times)
- » Hits: 3 at Northwestern State (4/23/24)
- » Doubles: 1 Triples: - Home Runs: 1
- » RBI: 3 vs. McNeese (4/30/24)
- » Walks: 1 (Seven Times)
- » Stolen Bases: -

2025 LAST FIVE GAMES


Date	Opponent	Pos	AB	R	H	RBI	2B	3B	HR	BB	SB	CS	HBP	SAC	SF	GDP	K	PO	A	E	Avg	
2/8/25	vs. Florida State	PH	1	0	0	1	0	0	0	0	0	0	0	0	0	0	0	0	0	0	0	.000

NOTABLES

- » Saw action in 16 games with 12 starts.
- » Started the final 11 games of the 2024 season.
- » Hit her first career home run against McNeese (4/30/24).
- » Registered a three-hit performance at Northwestern State (4/23/24).
- » Collected first career hit (1B) in first start against Florida A&M (2/18/23)
- » Lettered all four years at Airline High School, helping lead the Vikings to a state runner up finish in 2021.
- » Two-time first team all-state selection.
- » Accomplished musician, plays the classical piano.
- » Born on June 18, 2004.

CAREER STATS

Year	Avg.	GP	GS	AB	R	H	2B	3B	HR	RBI	TB	SLG%	BB	HBP	SO	GDP	OBP	SF	SH	SB	ATT	PO	A	E	FLD%
2023	.120	16	6	25	3	3	0	0	0	2	3	.120	8	0	13	0	.333	0	1	0	0	48	0	0	1.000
2024	.250	16	12	32	6	8	2	0	1	8	13	.406	7	1	10	0	.400	0	1	0	0	109	1	1	.991
2025	.000	1	0	0	0	0	0	0	0	1	0	.000	0	0	0	0	.0	0	0	0	0	0	0	0	.000
TOTAL	.190	33	18	57	9	11	2	0	1	11	16	.276	15	1	23	0	.365	0	2	0	0	157	1	1	.994



21 Jina Baffuto

Jr. | INF | R/R | Bossier City, La. | Airline HS

SEASON HIGHS

- » Runs: 1 vs. Oklahoma State (2/7/25)
- » Hits: -
- » Doubles: - Triples: - Home Runs: -
- » RBI: -
- » Walks: -
- » Stolen Bases: -

CAREER HIGHS

- » Runs: 1 (15 Times)
- » Hits: 1 vs. Lindenwood (2/17/24)
- » Doubles: - Triples: - Home Runs: -
- » RBI: 2 vs. Lindenwood (2/17/24)
- » Walks: 2 vs. Lindenwood (2/17/24)
- » Stolen Bases: -

2025 LAST FIVE GAMES

Date	Opponent	Pos	AB	R	H	RBI	2B	3B	HR	BB	SB	CS	HBP	SAC	SF	GDP	K	PO	A	E	Avg				
2/6/25	vs Northern Colo.	DP	3	0	0	0	0	0	0	0	0	0	0	0	0	0	0	0	0	0	0	0	0	.000	
2/7/25	vs Oklahoma State	PR	0	1	0	0	0	0	0	0	0	0	0	0	0	0	0	0	0	0	0	0	0	0	.000

NOTABLES

- » Tallied her first career RBI with two in a win over Lindenwood (2/17/24).
- » Finished 8th on the team with 15 runs.
- » Made her first career start at shortstop against Florida A&M (2/18/23).
- » Lettered four years at Airline High School
- » Batted .529 with 63 hits, including 22 doubles and 10 home runs as a senior.
- » Helped lead the program to the state semifinals in 2019 and the state title game in 2021.
- » Batted .489 with 44 hits, 16 extra base hits, 23 RBI and 37 runs scored as a junior.
- » Born June 24, 2004 in Bossier City, La.

CAREER STATS

Year	Avg.	GP	GS	AB	R	H	2B	3B	HR	RBI	TB	SLG%	BB	HBP	SO	GDP	OBP	SF	SH	SB	ATT	PO	A	E	FLD%
2023	.091	13	3	11	3	1	0	0	0	1	1	.091	0	0	4	0	.083	1	0	0	0	5	7	0	1.000
2024	.083	34	4	12	15	1	0	0	0	2	1	.083	3	1	5	0	.313	0	0	0	0	6	19	1	.962
2025	.0	2	1	3	1	0	0	0	0	0	0	.000	0	0	0	0	.0	0	0	0	0	0	0	0	.000
TOTAL	.077	49	8	26	19	2	0	0	0	3	2	.077	3	1	9	0	.194	1	0	0	0	11	26	1	.974





22

Karli Sellers



Fr. | OF | R/R | West Monroe, La. | West Monroe HS

SEASON HIGHS

- » Runs: -
- » Hits: -
- » Doubles: - Triples: - Home Runs: -
- » RBI: -
- » Walks: -
- » Stolen Bases: -

CAREER HIGHS

- » Runs: 4 vs. Lindenwood (2/17/24)
- » Hits: 2 vs. Southeastern (2/14/24)
- » Doubles: 2 Triples: - Home Runs: -
- » RBI: 5 vs. Lindenwood (2/17/24)
- » Walks: 3 vs. Lindenwood (2/17/24)
- » Stolen Bases: 2 vs. Lindenwood (2/17/24)

2025 LAST FIVE GAMES

Date	Opponent	Pos	AB	R	H	RBI	2B	3B	HR	BB	SB	CS	HBP	SAC	SF	GDP	K	PO	A	E	Avg
2/7/25	vs. Florida State	PH	1	0	0	0	0	0	0	0	0	0	0	0	0	0	1	0	0	0	.000

NOTABLES

- » Made her first career start against Texas A&M-CC (2/12/24).
- » Recorded her first career hit against Southeastern, finishing with two doubles (2/14/24).
- » Tallied five RBI and four runs against Lindenwood (2/17/24).
- » Registered three walks vs. Lindenwood (2/17/24).
- » Lettered all four years at West Monroe High School.
- » Earned First-Team All-State, All-District and All-Northeast Louisiana honors. Led the Rebels to a state runner-up finish in 2022.
- » Was a National Honor Society member in high school.
- » Born Oct 27, 2004 in West Monroe, La.

CAREER STATS

Year	Avg.	GP	GS	AB	R	H	2B	3B	HR	RBI	TB	SLG%	BB	HBP	SO	GDP	OBP	SF	SH	SB	ATT	PO	A	E	FLD%
2024	.152	16	8	33	7	5	2	0	0	9	7	.212	4	0	7	0	.237	1	0	2	2	3	0	0	1.000
2025	.000	1	0	1	0	0	0	0	0	0	0	.000	0	0	1	0	.0	0	0	0	0	0	0	0	.000
TOTAL	.147	17	8	33	7	5	2	0	0	9	7	.206	4	0	8	0	.231	1	0	2	2	3	0	0	1.000



23

Reagan Marchant



R-So. | 1B | R/R | Hilton Head, S.C. | South Carolina

SEASON HIGHS

- » Runs: 1 vs. Northern Colorado (2/6/25)
- » Hits: 2 vs. Northern Colorado (2/6/25)
- » Doubles: 1 Triples: - Home Runs: -
- » RBI: -
- » Walks: -
- » Stolen Bases: -

CAREER HIGHS

- » Runs: 1 (Four Times)
- » Hits: 2 vs. Northern Colorado (2/6/25)
- » Doubles: 1 Triples: - Home Runs: -
- » RBI: 1 at UC San Diego (2/17/24)
- » Walks: 1 (Twice)
- » Stolen Bases: -

2025 LAST FIVE GAMES

Date	Opponent	Pos	AB	R	H	RBI	2B	3B	HR	BB	SB	CS	HBP	SAC	SF	GDP	K	PO	A	E	Avg
2/6/25	vs Northern Colo.	1B	4	1	2	0	1	0	0	0	0	0	0	0	0	0	0	7	0	0	.500
2/7/25	vs Florida State	1B	3	0	0	0	0	0	0	0	0	0	0	0	0	0	0	6	0	0	.286
2/7/25	vs Oklahoma State	1B	3	0	1	0	1	0	0	0	0	0	0	0	0	0	0	4	1	0	.300
2/8/25	vs Northern Colo.	1B	4	0	1	0	0	0	0	0	0	0	0	0	0	0	0	1	8	1	.286
2/8/25	vs Florida State	1B	2	0	0	0	0	0	0	0	0	0	0	0	0	0	0	1	6	0	.250

NOTABLES

- » Appeared in 16 games as a redshirt freshman at South Carolina in 2024.
- » Redshirted in her first season with the Gamecocks.
- » Scored her first collegiate run against Utah (2/15/24).
- » Recorded her first RBI at UC San Diego (2/17/24).
- » Prepped at Hilton Head Island HS in Hilton Head, S.C.
- » Was a career .636 hitter for the Seahawks and amassed 31 home runs and 113 RBIs while scoring 126 runs.
- » Holds career school records for average, home runs, RBIs, runs, on-base, and slugging
- » First Team All-State in 2019, 2021, and 2022.

CAREER STATS

Year	Avg.	GP	GS	AB	R	H	2B	3B	HR	RBI	TB	SLG%	BB	HBP	SO	GDP	OBP	SF	SH	SB	ATT	PO	A	E	FLD%
2024	0.000	16	2	3	3	0	0	0	0	1	0	0.000	2	0	1	0	.400	0	0	0	0	2	0	0	1.000
2025	.250	5	5	16	1	4	2	0	0	0	6	.375	0	0	2	0	.250	0	0	0	0	31	2	0	1.000
TOTAL	.211	21	7	9	4	4	2	0	0	1	6	.316	2	0	3	0	.286	0	0	0	0	33	2	0	1.000



24 Alexis Gilio

Sr. | OF | L/R | Lafayette, Colo. | BYU

SEASON HIGHS

- » Runs: 1 vs. Northern Colorado (2/6/25)
- » Hits: 1 vs. Florida State (2/8/25)
- » Doubles: - Triples: - Home Runs: -
- » RBI: 2 vs. Northern Colorado (2/8/25)
- » Walks: -
- » Stolen Bases: -

CAREER HIGHS

- » Runs: 2 (Nine Times)
- » Hits: 3 (Eight Times)
- » Doubles: 1 Triples: 1 Home Runs: -
- » RBI: 4 vs. FIU (5/4/24)
- » Walks: - 2 (Four Times)
- » Stolen Bases: 1 (14 Times)

2025 LAST FIVE GAMES

Date	Opponent	Pos	AB	R	H	RBI	2B	3B	HR	BB	SB	CS	HBP	SAC	SF	GDP	K	PO	A	E	Avg	
2/6/25	vs Northern Colo.	CF	4	1	1	0	0	0	0	0	0	0	0	0	0	0	0	0	0	0	0	.250
2/7/25	vs Florida State	CF	4	0	1	0	0	0	0	0	0	0	0	0	0	0	2	3	0	0	0	.250
2/7/25	vs Oklahoma State	CF	4	0	0	0	0	0	0	0	0	0	0	0	0	0	0	6	0	0	0	.167
2/8/25	vs Northern Colo.	CF	3	0	1	2	0	0	0	0	0	0	0	0	1	0	0	2	0	0	0	.200
2/8/25	vs Florida State	CF	3	0	1	0	0	0	0	0	0	0	0	0	0	0	0	2	0	0	0	.222

NOTABLES

- » Played and started in 53 games for the Bulldogs in her first season.
- » Recorded the sixth-best single-season batting average in program history with a .383 average in 2024.
- » Led LA Tech with 64 hits, while driving in 22 RBI, scoring 30 runs and stealing 14 bases.
- » Was a First-Team All-CUSA Selection in 2024.
- » Mother, Michelle, played softball at Michigan State and Loyola-Chicago, while her father, Tony, played baseball at Eastern Illinois. Brother Ashtin plays baseball at Georgetown.
- » Born Feb. 7.

CAREER STATS

Year	Avg.	GP	GS	AB	R	H	2B	3B	HR	RBI	TB	SLG%	BB	HBP	SO	GDP	OBP	SF	SH	SB	ATT	PO	A	E	FLD%
2022	.300	41	15	50	16	15	2	0	0	4	17	.340	3	0	12	0	.300	0	11	13	4	0	1	1	.800
2023	.287	45	34	94	22	27	7	1	0	5	36	.383	5	0	12	0	.287	0	2	6	8	41	2	2	.956
2024	.383	53	53	167	30	64	5	1	0	22	71	.425	19	2	22	0	.443	4	2	14	16	92	2	3	.969
2025	.222	5	5	18	1	4	0	0	0	2	4	.222	0	0	2	0	.211	1	0	0	0	13	0	0	1.000
TOTAL	.334	144	107	329	69	110	14	2	0	33	126	.389	27	2	48	0	.383	5	4	31	37	150	4	6	.963



27 Gracie Flories

R-Fr. | INF | L/R | Berthoud, Colo. | Berthoud HS

SEASON HIGHS

- » Runs: 1 vs. Florida State 2/7/25)
- » Hits: -
- » Doubles: - Triples: - Home Runs: -
- » RBI: -
- » Walks: -
- » Stolen Bases: -

CAREER HIGHS

- » Runs: 1 (Twice)
- » Hits: -
- » Doubles: - Triples: - Home Runs: -
- » RBI: -
- » Walks: -
- » Stolen Bases: -

2025 LAST FIVE GAMES

Date	Opponent	Pos	AB	R	H	RBI	2B	3B	HR	BB	SB	CS	HBP	SAC	SF	GDP	K	PO	A	E	Avg			
2/6/25	vs Northern Colo.	PR	0	1	0	0	0	0	0	0	0	0	0	0	0	0	0	0	0	0	0	0	0	.000
2/7/25	vs Florida State	PR	0	1	0	0	0	0	0	0	0	0	0	0	0	0	0	0	0	0	0	0	0	.000
2/7/25	vs Oklahoma State	PR	0	0	0	0	0	0	0	0	0	0	0	0	0	0	0	0	0	0	0	0	0	.000
2/8/25	vs Northern Colo.	PR	0	0	0	0	0	0	0	0	0	0	0	0	0	0	0	0	0	0	0	0	0	.000

NOTABLES

- » Redshirted in her first season as a Bulldog.
- » Lettered all four years at Berthoud High School.
- » Earned honorable mention all-state honors as both a junior and senior.
- » Led the Spartans with a .466 batting average with 41 hits, three home runs, 40 runs and 23 RBI as a senior.
- » Was named Loveland Herald Player of the Year and selected to the CHSCA All-State Games and Colorado All-State Games as a senior.
- » Lettered in basketball and track, where she qualified for state in the shot put and discus in 2022.
- » Born March 24, 2005 in Berthoud, Colo.

CAREER STATS

Year	Avg.	GP	GS	AB	R	H	2B	3B	HR	RBI	TB	SLG%	BB	HBP	SO	GDP	OBP	SF	SH	SB	ATT	PO	A	E	FLD%
2025	0	4	0	0	2	0	0	0	0	0	0	.000	0	0	0	0	.000	0	0	0	0	0	0	0	.000





32 Ryleigh Shull

Fr. | P | L/L | Hamlin, W.Va. | Lincoln County HS

SEASON HIGHS

- » Innings Pitched: 4.0 vs. Northern Colorado (2/7/25)
 - » Strikeouts: 3 vs. Northern Colorado (2/7/25)
 - » Fewest Runs*: -
 - » Fewest Hits*: -
 - » Fewest Walks*: -
- * - Minimum 5 innings pitched

CAREER HIGHS

- » Innings Pitched: 4.0 vs. Northern Colorado (2/7/25)
 - » Strikeouts: 3 vs. Northern Colorado (2/7/25)
 - » Fewest Runs*: -
 - » Fewest Hits*: -
 - » Fewest Walks*: -
- * - Minimum 5 innings pitched

2025 LAST FIVE GAMES

Date	Opponent	GS	IP	H	R	ER	BB	SO	2B	3B	HR	WP	BK	HBP	IBB	Score	W-L	Sv	ERA	NP
2/7/25	vs. Florida State	3.0	1	0	0	2	2	0	0	0	0	2	0	0	0	3-6	0-0	0	0.00	37
2/7/25	vs. Northern Colo.	4.0	5	4	4	1	3	2	0	1	1	0	0	0	0	4-8	0-0	0	5.14	68
2/8/25	vs. Florida State	1.2	2	3	3	1	0	1	0	1	0	0	0	0	0	1-0	0-0	0	7.27	26

NOTABLES

- » Prepped at Lincoln High School in Hamlin, W.Va.
- » Was ranked as the No. 36 player in the class of 2024 by Extra Innings Softball.
- » Earned First Team All-State honors in 2022, 2023, and 2024.
- » Led her team to a third place finish in the WVSSAC AAA State Tournament.
- » Posted a 1.20 ERA, fanning 93 batters and limiting opponents to a .2333 batting average in 2023.
- » Hit .432 with six home runs as a junior.
- » Played travel ball for Team North Carolina Hinde.
- » Born Oct. 21, 2005 in Huntington, W.Va.

CAREER STATS

YEAR	ERA	W	L	APP	GS	CG	SHO	SV	IP	H	R	ER	BB	SO	2B	3B	HR	BF	B/AVG.	WP	HBP	BK	SFA	SHA
2025	5.65	0	0	3	0	0	0/0	0	8.2	8	7	7	4	5	3	0	2	38	.242	3	0	0	1	0



33 Karolyn Glover

So. | C | R/R | Reno, Nev. | Edward C. Reed HS

SEASON HIGHS

- » Runs: -
- » Hits: 2 vs. Northern Colorado (2/8/25)
- » Doubles: - Triples: - Home Runs: -
- » RBI: 1 vs. Northern Colorado (2/8/25)
- » Walks: 1 vs. Northern Colorado (2/8/25)
- » Stolen Bases: -

CAREER HIGHS

- » Runs: 1 vs. Lindenwood (2/16/24)
- » Hits: 2 vs. Northern Colorado (2/8/25)
- » Doubles: 1 Triples: - Home Runs: -
- » RBI: 3 vs. Lindenwood (2/17/24)
- » Walks: 2 vs. Lindenwood (2/17/24)
- » Stolen Bases: 1 (Twice)

2025 LAST FIVE GAMES

Date	Opponent	Pos	AB	R	H	RBI	2B	3B	HR	BB	SB	CS	HBP	SAC	SF	GDP	K	PO	A	E	Avg
2/7/25	vs Florida State	C	2	0	0	0	0	0	0	0	0	0	0	0	0	0	1	4	3	1	.000
2/8/25	vs Northern Colo.	C	2	0	2	1	0	0	0	1	0	0	0	0	0	0	0	2	2	2	.500

NOTABLES

- » Appeared in nine games while making one start at catcher.
- » Threw out two runners attempting to steal.
- » Made her first collegiate start against Lindenwood (2/16/24).
- » Tallied her first career hit and three RBI in her second start versus Lindenwood (2/17/24).
- » Prepped at Edward C. Reed High School where she earned multiple all-district and all-state honors.
- » Also participated in basketball and snow skiing in high school
- » Sister Bradienne played softball at Nevada in 2022 and 2023.
- » Born May 1, 2005, in Reno, Nev.

CAREER STATS

Year	Avg.	GP	GS	AB	R	H	2B	3B	HR	RBI	TB	SLG%	BB	HBP	SO	GDP	OBP	SF	SH	SB	ATT	PO	A	E	FLD%
2024	.143	9	8	14	1	2	1	0	0	3	3	.214	4	0	6	0	.333	0	1	2	2	27	3	0	1.000
2025	.500	2	2	4	0	2	0	0	0	1	2	.500	1	0	1	0	.600	0	0	0	0	6	5	1	.917
TOTAL	.222	11	10	18	1	4	1	0	0	4	5	.278	5	0	7	0	.391	0	1	2	2	33	8	1	.976



44 Nicole Hammoude

R-Sr. | SS | R/R | Oakland, Calif. | Cal

SEASON HIGHS

- » Runs: 2 vs. Northern Colorado (2/8/25)
- » Hits: 2 vs. Florida State (2/7/25)
- » Doubles: - Triples: - Home Runs: 1
- » RBI: 2 vs. Northern Colorado (2/6/25)
- » Walks: 1 vs. Oklahoma State (2/7/25)
- » Stolen Bases: -

CAREER HIGHS

- » Runs: 4 vs. Marshall (5/12/22)
- » Hits: 4 vs. Nichols State (4/9/22)
- » Doubles: 2 Triples: 1 Home Runs: 2
- » RBI: 5 at ULM (2/17/24)
- » Walks: 3 vs. UAB (4/24/22)
- » Stolen Bases: 3 vs. Marshall (5/12/22)

2025 LAST FIVE GAMES

Date	Opponent	Pos	AB	R	H	RBI	2B	3B	HR	BB	SB	CS	HBP	SAC	SF	GDP	K	PO	A	E	Avg
2/6/25	vs Northern Colo.	SS	4	1	2	2	0	0	1	0	0	0	0	0	0	0	0	3	3	0	.500
2/7/25	vs Florida State	SS	3	0	2	1	0	0	0	0	0	0	0	0	0	0	1	3	1	1	.571
2/7/25	vs Oklahoma State	SS	2	1	1	1	0	0	0	1	0	0	0	0	0	0	1	2	1	0	.556
2/8/25	vs Northern Colo.	SS	3	2	1	0	0	0	0	0	0	0	1	0	0	0	0	2	5	1	.500
2/8/25	vs Florida State	SS	2	0	1	0	0	0	0	0	0	0	0	0	0	0	1	0	1	0	.500

NOTABLES

- » Saw action in 53 games with 52 starts at shortstop for LA Tech in 2024.
- » Tied for the team lead with five home runs while leading the team with 32 RBI.
- » Led the CUSA with 113 assists during the regular season.
- » Recorded nine multi-hit games and five multi-RBI games.
- » Appeared in 42 games while making 18 starts during her three seasons at Cal.
- » Prepped at Bishop O'Dowd High School.
- » Sister Frankie Hammoude starred in softball at Oregon State where she holds the all-time career home run record.
- » Born on June 11.

CAREER STATS

Year	Avg.	GP	GS	AB	R	H	2B	3B	HR	RBI	TB	SLG%	BB	HBP	SO	GDP	OBP	SF	SH	SB	ATT	PO	A	E	FLD%
2020	.190	15	10	21	7	4	1	0	2	9	11	.524	2	0	5	1	.261	0	2	0	0	13	18	6	.838
2021	.136	13	5	22	4	3	1	0	0	0	4	.182	4	1	7	0	.296	0	1	0	0	7	14	4	.840
2022	.077	14	3	13	2	1	0	0	0	0	1	.077	0	0	4	0	.077	0	1	0	0	1	0	1	.500
2024	.232	53	52	155	25	36	10	0	5	32	61	.394	12	2	24	2	.294	1	2	1	1	72	119	9	.955
2025	.500	5	5	14	4	7	0	0	1	4	10	.420	1	1	3	0	.563	0	0	0	0	10	11	2	.913
TOTAL	.227	100	75	225	42	51	12	0	8	45	87	.387	19	4	43	3	.297	1	6	1	1	103	162	22	.923



76 Mattison Buster

So. | P | R/R | Sulphur Springs, Texas | Como-Pickton

SEASON HIGHS

- » Innings Pitched: 0.2 vs. Northern Colorado (2/8/25)
- » Strikeouts: -
- » Fewest Runs*: -
- » Fewest Hits*: -
- » Fewest Walks*: -
- * - Minimum 5 innings pitched

CAREER HIGHS

- » Innings Pitched: 5.0 vs. WKU (3/23/24)
- » Strikeouts: 3 (Twice)
- » Fewest Runs*: 1 vs. WKU (3/23/24)
- » Fewest Hits*: 4 vs. WKU (3/23/24)
- » Fewest Walks*: 0 vs. WKU (3/23/24)
- * - Minimum 5 innings pitched

2025 LAST FIVE GAMES

Date	Opponent	GS	IP	H	R	ER	BB	SO	2B	3B	HR	WP	BK	HBP	IBB	Score	W-L	Sv	ERA	NP
2/7/25	vs. Florida State	-	0.0	1	3	3	2	0	0	0	0	0	0	0	0	3-6	0-1	0	999.0	16
2/8/25	vs. Northern Colo.	-	0.2	0	0	0	0	0	0	0	0	1	0	0	0	4-8	0-1	0	40.50	4

NOTABLES

- » Was named to the CUSA All-Freshman Team in 2024.
- » Made 21 appearances and eight starts while posting a 3.00 ERA in 46.2 innings pitched.
- » Led CUSA with a 1.57 ERA in league play.
- » First career win came against McNeese in a relief outing (3/5/24).
- » Two-time Texas Coaches Association All-State selection.
- » Played travel ball for Texas Glory.
- » Was a national honor society member and class vice president.
- » Also lettered in basketball, track and field and volleyball.
- » Born Feb. 15, 2005 in Sulphur Springs, Texas

CAREER STATS

YEAR	ERA	W	L	APP	GS	CG	SHO	SV	IP	H	R	ER	BB	SO	2B	3B	HR	BF	B/AVG.	WP	HBP	BK	SFA	SHA
2024	3.00	2	5	21	8	0	0	2	46.2	58	24	20	11	24	7	2	7	206	.317	0	1	0	4	7
2025	31.50	0	1	2	0	0	0	0	.02	1	3	3	2	0	0	0	5	.333	1	0	0	0	0	
TOTAL	3.40	2	6	23	8	0	0	2	47.1	59	27	23	13	24	7	2	7	211	.317	1	1	0	4	7





99 Reese Torres



Jr. | C | R/R | Great Falls, Va. | George Washington

SEASON HIGHS

- » Runs: -
- » Hits: -
- » Doubles: - Triples: - Home Runs: -
- » RBI: -
- » Walks: -
- » Stolen Bases: -

CAREER HIGHS

- » Runs: 4 at Saint Joseph's (4/27/23)
- » Hits: 3 at St. Bonaventure (5/4/24)
- » Doubles: 1 Triples: 1 Home Runs: 1
- » RBI: 3 vs. St. Bonaventure (4/23/23)
- » Walks: 2 (Four Times)
- » Stolen Bases: 2 vs. Massachusetts (4/27/24)

2025 LAST FIVE GAMES

Date	Opponent	Pos	AB	R	H	RBI	2B	3B	HR	BB	SB	CS	HBP	SAC	SF	GDP	K	PO	A	E	Avg	
																						.000

NOTABLES

- » Appeared in 88 games with 66 starts in two seasons at George Washington.
- » Will have two years of eligibility.
- » Collected 50 hits, 11 home runs and 39 RBI for GW.
- » Led team with six home runs in 2023, which was fourth most all-time from a GW rookie.
- » Prepped at Langley High School where she was a three-time all-district honoree.
- » Was ranked as the No. 36 catcher and No. 88 overall player in her class according to extra innings softball.
- » School's all-time female weightlifting champion for bench, deadlift, squat and clean.

CAREER STATS

Year	Avg.	GP	GS	AB	R	H	2B	3B	HR	RBI	TB	SLG%	BB	HBP	SO	GDP	OBP	SF	SH	SB	ATT	PO	A	E	FLD%
2023	.229	45	45	118	27	27	7	1	6	18	54	.458	14	9	38	0	.350	2	0	1	1	135	20	6	.963
2024	.284	43	21	81	14	23	5	0	5	21	43	.531	11	2	17	0	.383	0	1	4	4	63	1	1	.985
2025	.000	0	0	0	0	0	0	0	0	0	0	.000	0	0	0	0	.000	0	0	0	0	0	0	0	.000
TOTAL	.251	88	66	199	41	50	12	1	11	39	97	.487	25	11	55	0	.363	2	1	5	5	198	21	7	.969



2025 BATTING ORDERS

Date	Opponent	1	2	3	4	5	6	7	8	9
Feb. 6	Northern Colorado	Gilio	Heng	Rogers	Snyder	Marchant	Raley	Hammoude	Briley	Baffuto
Feb. 7	Florida State	Gilio	Heng	Rogers	Snyder	Marchant	Raley	Hammoude	Glover	Briley
Feb. 7	Oklahoma State	Gilio	Heng	Rogers	Snyder	Marchant	Raley	Hammoude	Briley	Furr
Feb. 8	Northern Colorado	Gilio	Heng	Rogers	Snyder	Marchant	Raley	Hammoude	Glover	Briley
Feb. 8	Florida State	Gilio	Heng	Rogers	Snyder	Marchant	Raley	Hammoude	Briley	Furr

*- Returnees listed in bold



2025 DEFENSIVE LINEUPS

Date	Opponent	DP	P	C	1B	2B	3B	SS	LF	CF	RF
Feb. 6	Northern Colorado	Baffuto	Floyd	Snyder	Marchant	Briley	Raley	Hammoude	Heng	Gilio	Rogers
Feb. 7	Florida State	Snyder	Buster	Glover	Marchant	Briley	Raley	Hammoude	Heng	Gilio	Rogers
Feb. 7	Oklahoma State	Furr	Floyd	Snyder	Marchant	Briley	Raley	Hammoude	Heng	Gilio	Rogers
Feb. 8	Northern Colorado	Snyder	Martin	Glover	Marchant	Briley	Raley	Hammoude	Heng	Gilio	Rogers
Feb. 8	Florida State	Furr	Floyd	Snyder	Marchant	Briley	Raley	Hammoude	Heng	Gilio	Rogers

*- Returnees listed in bold

2025 OVERALL STATISTICS

The Automated ScoreBook
 Overall Statistics for Louisiana Tech (as of Feb 12, 2025)
 (All games Sorted by Batting avg)

Record: 2-3 Home: 0-0 Away: 0-0 Neutral: 2-3 CUSA: 0-0

Player	avg	gp-gs	ab	r	h	2b	3b	hr	rbi	tb	slg%	bb	hp	so	gdp	ob%	sf	sh	sb-att	po	a	e	fld%
7 Raley,Claire	.533	5-5	15	6	8	1	1	0	2	11	.733	1	0	2	0	.563	0	0	0-0	6	5	0	1.000
44 Hammoude,Nicole	.500	5-5	14	4	7	0	0	1	4	10	.714	1	1	3	0	.563	0	0	0-0	10	11	2	.913
33 Glover,Karolyn	.500	2-2	4	0	2	0	0	0	1	2	.500	1	0	1	0	.600	0	0	0-0	6	5	1	.917
5 Snyder,Addison	.286	5-5	14	1	4	1	0	0	3	5	.357	2	0	2	1	.375	0	0	0-0	11	0	0	1.000
23 Marchant,Reagan	.250	5-5	16	1	4	2	0	0	0	6	.375	0	0	2	0	.250	0	0	0-0	31	2	0	1.000
24 Gilio,Alexis	.222	5-5	18	1	4	0	0	0	2	4	.222	0	0	2	0	.211	1	0	0-0	13	0	0	1.000
17 Heng,Elena	.214	5-5	14	3	3	1	0	0	0	4	.286	2	0	2	0	.313	0	1	0-0	8	0	0	1.000
11 Briley,Kb	.200	5-5	10	1	2	0	0	0	2	2	.200	1	0	1	0	.250	1	0	0-0	6	8	2	.875
1 Rogers,Alannah	.133	5-5	15	2	2	0	0	0	0	2	.133	1	0	1	0	.188	0	1	0-0	3	1	0	1.000
12 Furr,Allie	.000	5-2	4	1	0	0	0	0	2	0	.000	3	0	1	0	.429	0	0	0-0	0	0	0	.000
21 Baffuto,Jina	.000	2-1	3	1	0	0	0	0	0	0	.000	0	0	0	0	.000	0	0	0-0	0	0	0	.000
22 Sellers,Karli	.000	1-0	1	0	0	0	0	0	0	0	.000	0	0	1	0	.000	0	0	0-0	0	0	0	.000
18 Endris,Paris	.000	1-0	1	0	0	0	0	0	1	0	.000	0	0	0	0	.000	0	0	0-0	0	0	0	.000
Totals	.279	5	129	23	36	5	1	1	17	46	.357	12	1	18	1	.340	2	2	0-0	94	36	5	.963
Opponents	.290	5	131	28	38	8	2	8	26	74	.565	17	2	22	0	.377	1	1	8-9	93	37	10	.929

LOB - Team (30), Opp (30). DPs turned - Team (1), Opp (2).

(All games Sorted by Earned run avg)

Player	era	w-l	app	gs	cg	sho	sv	ip	h	r	er	bb	so	2b	3b	hr	b/avg	wp	hp	bk	sfa	sha
0 Floyd,Allie	4.24	2-1	3	3	2	0/0	0	17.0	19	8	8	6	12	4	1	2	.271	6	1	0	0	1
32 Shull,Ryleigh	7.27	0-0	3	0	0	0/0	0	8.2	8	7	7	4	5	3	0	2	.242	3	0	0	1	0
14 Martin,Alyssa	9.00	0-1	2	1	0	0/0	0	5.0	9	7	5	3	5	1	1	3	.375	1	0	0	0	0
76 Buster,Mattison	40.50	0-1	2	1	0	0/0	0	0.2	1	3	3	2	0	0	0	0	.333	1	0	0	0	0
15 Johnson,Laney	99.00	0-0	1	0	0	0/0	0	0.0	1	3	3	2	0	0	0	1	1.000	1	1	0	0	0
Totals	7.47	2-3	5	5	2	0/0	0	31.1	38	28	26	17	22	8	2	8	.290	12	2	0	1	1
Opponents	3.19	3-2	5	5	1	0/0	1	31.0	36	23	11	12	18	5	1	1	.279	1	1	0	2	2

PB - Team (1), Snyder,A 1, Opp (1). SBA/ATT - Glover,K (4-5), Snyder,A (4-4), Floyd,A (3-3), Martin,A (2-3), Shull,R (2-2), Buster,M (1-1).



The Automated ScoreBook
Batting Leaders for Louisiana Tech (as of Feb 12, 2025)
(All games)

Hitting minimums - 1 Games 1 AB
 Pitching minimums - 1 Games 1 IP 1 BF

<table border="0"> <thead> <tr> <th colspan="2">Batting avg</th> </tr> </thead> <tbody> <tr> <td>1. 7 Raley,Claire</td> <td>.533</td> </tr> <tr> <td>2. 44 Hammoude,Nicole</td> <td>.500</td> </tr> <tr> <td>33 Glover,Karolyn</td> <td>.500</td> </tr> </tbody> </table>	Batting avg		1. 7 Raley,Claire	.533	2. 44 Hammoude,Nicole	.500	33 Glover,Karolyn	.500	<table border="0"> <thead> <tr> <th colspan="2">Slugging pct</th> </tr> </thead> <tbody> <tr> <td>1. 7 Raley,Claire</td> <td>.733</td> </tr> <tr> <td>2. 44 Hammoude,Nicole</td> <td>.714</td> </tr> <tr> <td>3. 33 Glover,Karolyn</td> <td>.500</td> </tr> </tbody> </table>	Slugging pct		1. 7 Raley,Claire	.733	2. 44 Hammoude,Nicole	.714	3. 33 Glover,Karolyn	.500	<table border="0"> <thead> <tr> <th colspan="2">On base pct</th> </tr> </thead> <tbody> <tr> <td>1. 33 Glover,Karolyn</td> <td>.600</td> </tr> <tr> <td>2. 7 Raley,Claire</td> <td>.563</td> </tr> <tr> <td>44 Hammoude,Nicole</td> <td>.563</td> </tr> </tbody> </table>	On base pct		1. 33 Glover,Karolyn	.600	2. 7 Raley,Claire	.563	44 Hammoude,Nicole	.563
Batting avg																										
1. 7 Raley,Claire	.533																									
2. 44 Hammoude,Nicole	.500																									
33 Glover,Karolyn	.500																									
Slugging pct																										
1. 7 Raley,Claire	.733																									
2. 44 Hammoude,Nicole	.714																									
3. 33 Glover,Karolyn	.500																									
On base pct																										
1. 33 Glover,Karolyn	.600																									
2. 7 Raley,Claire	.563																									
44 Hammoude,Nicole	.563																									
<table border="0"> <thead> <tr> <th colspan="2">Runs scored</th> </tr> </thead> <tbody> <tr> <td>1. 7 Raley,Claire</td> <td>6</td> </tr> <tr> <td>2. 44 Hammoude,Nicole</td> <td>4</td> </tr> <tr> <td>3. 17 Heng,Elena</td> <td>3</td> </tr> </tbody> </table>	Runs scored		1. 7 Raley,Claire	6	2. 44 Hammoude,Nicole	4	3. 17 Heng,Elena	3	<table border="0"> <thead> <tr> <th colspan="2">Hits</th> </tr> </thead> <tbody> <tr> <td>1. 7 Raley,Claire</td> <td>8</td> </tr> <tr> <td>2. 44 Hammoude,Nicole</td> <td>7</td> </tr> <tr> <td>3. 3 tied at.....</td> <td>4</td> </tr> </tbody> </table>	Hits		1. 7 Raley,Claire	8	2. 44 Hammoude,Nicole	7	3. 3 tied at.....	4	<table border="0"> <thead> <tr> <th colspan="2">Runs batted in</th> </tr> </thead> <tbody> <tr> <td>1. 44 Hammoude,Nicole</td> <td>4</td> </tr> <tr> <td>2. 5 Snyder,Addison</td> <td>3</td> </tr> <tr> <td>3. 4 tied at....</td> <td>2</td> </tr> </tbody> </table>	Runs batted in		1. 44 Hammoude,Nicole	4	2. 5 Snyder,Addison	3	3. 4 tied at....	2
Runs scored																										
1. 7 Raley,Claire	6																									
2. 44 Hammoude,Nicole	4																									
3. 17 Heng,Elena	3																									
Hits																										
1. 7 Raley,Claire	8																									
2. 44 Hammoude,Nicole	7																									
3. 3 tied at.....	4																									
Runs batted in																										
1. 44 Hammoude,Nicole	4																									
2. 5 Snyder,Addison	3																									
3. 4 tied at....	2																									
<table border="0"> <thead> <tr> <th colspan="2">Doubles</th> </tr> </thead> <tbody> <tr> <td>1. 23 Marchant,Reagan</td> <td>2</td> </tr> <tr> <td>2. 3 tied at....</td> <td>1</td> </tr> </tbody> </table>	Doubles		1. 23 Marchant,Reagan	2	2. 3 tied at....	1	<table border="0"> <thead> <tr> <th colspan="2">Triples</th> </tr> </thead> <tbody> <tr> <td>1. 7 Raley,Claire</td> <td>1</td> </tr> </tbody> </table>	Triples		1. 7 Raley,Claire	1	<table border="0"> <thead> <tr> <th colspan="2">Home runs</th> </tr> </thead> <tbody> <tr> <td>1. 44 Hammoude,Nicole</td> <td>1</td> </tr> </tbody> </table>	Home runs		1. 44 Hammoude,Nicole	1										
Doubles																										
1. 23 Marchant,Reagan	2																									
2. 3 tied at....	1																									
Triples																										
1. 7 Raley,Claire	1																									
Home runs																										
1. 44 Hammoude,Nicole	1																									
<table border="0"> <thead> <tr> <th colspan="2">Total bases</th> </tr> </thead> <tbody> <tr> <td>1. 7 Raley,Claire</td> <td>11</td> </tr> <tr> <td>2. 44 Hammoude,Nicole</td> <td>10</td> </tr> <tr> <td>3. 23 Marchant,Reagan</td> <td>6</td> </tr> </tbody> </table>	Total bases		1. 7 Raley,Claire	11	2. 44 Hammoude,Nicole	10	3. 23 Marchant,Reagan	6	<table border="0"> <thead> <tr> <th colspan="2">Walks</th> </tr> </thead> <tbody> <tr> <td>1. 12 Furr,Allie</td> <td>3</td> </tr> <tr> <td>2. 5 Snyder,Addison</td> <td>2</td> </tr> <tr> <td>17 Heng,Elena</td> <td>2</td> </tr> </tbody> </table>	Walks		1. 12 Furr,Allie	3	2. 5 Snyder,Addison	2	17 Heng,Elena	2	<table border="0"> <thead> <tr> <th colspan="2">Hit by pitch</th> </tr> </thead> <tbody> <tr> <td>1. 44 Hammoude,Nicole</td> <td>1</td> </tr> </tbody> </table>	Hit by pitch		1. 44 Hammoude,Nicole	1				
Total bases																										
1. 7 Raley,Claire	11																									
2. 44 Hammoude,Nicole	10																									
3. 23 Marchant,Reagan	6																									
Walks																										
1. 12 Furr,Allie	3																									
2. 5 Snyder,Addison	2																									
17 Heng,Elena	2																									
Hit by pitch																										
1. 44 Hammoude,Nicole	1																									
<table border="0"> <thead> <tr> <th colspan="2">Sac bunts</th> </tr> </thead> <tbody> <tr> <td>1. 1 Rogers,Alannah</td> <td>1</td> </tr> <tr> <td>17 Heng,Elena</td> <td>1</td> </tr> </tbody> </table>	Sac bunts		1. 1 Rogers,Alannah	1	17 Heng,Elena	1	<table border="0"> <thead> <tr> <th colspan="2">Sac flies</th> </tr> </thead> <tbody> <tr> <td>1. 11 Briley,Kb</td> <td>1</td> </tr> <tr> <td>24 Gilio,Alexis</td> <td>1</td> </tr> </tbody> </table>	Sac flies		1. 11 Briley,Kb	1	24 Gilio,Alexis	1	<table border="0"> <thead> <tr> <th colspan="2">Stolen bases</th> </tr> </thead> <tbody> </tbody> </table>	Stolen bases											
Sac bunts																										
1. 1 Rogers,Alannah	1																									
17 Heng,Elena	1																									
Sac flies																										
1. 11 Briley,Kb	1																									
24 Gilio,Alexis	1																									
Stolen bases																										
<table border="0"> <thead> <tr> <th colspan="2">Caught stealing</th> </tr> </thead> <tbody> </tbody> </table>	Caught stealing		<table border="0"> <thead> <tr> <th colspan="2">Steal attempts</th> </tr> </thead> <tbody> </tbody> </table>	Steal attempts		<table border="0"> <thead> <tr> <th colspan="2">Stolen base pct</th> </tr> </thead> <tbody> </tbody> </table>	Stolen base pct																			
Caught stealing																										
Steal attempts																										
Stolen base pct																										
<table border="0"> <thead> <tr> <th colspan="2">Strikeouts</th> </tr> </thead> <tbody> <tr> <td>1. 44 Hammoude,Nicole</td> <td>3</td> </tr> <tr> <td>2. 5 tied at....</td> <td>2</td> </tr> </tbody> </table>	Strikeouts		1. 44 Hammoude,Nicole	3	2. 5 tied at....	2	<table border="0"> <thead> <tr> <th colspan="2">Grounded into DP</th> </tr> </thead> <tbody> <tr> <td>1. 5 Snyder,Addison</td> <td>1</td> </tr> </tbody> </table>	Grounded into DP		1. 5 Snyder,Addison	1	<table border="0"> <thead> <tr> <th colspan="2">Total plate appearances</th> </tr> </thead> <tbody> <tr> <td>1. 24 Gilio,Alexis</td> <td>19</td> </tr> <tr> <td>2. 17 Heng,Elena</td> <td>17</td> </tr> <tr> <td>1 Rogers,Alannah</td> <td>17</td> </tr> </tbody> </table>	Total plate appearances		1. 24 Gilio,Alexis	19	2. 17 Heng,Elena	17	1 Rogers,Alannah	17						
Strikeouts																										
1. 44 Hammoude,Nicole	3																									
2. 5 tied at....	2																									
Grounded into DP																										
1. 5 Snyder,Addison	1																									
Total plate appearances																										
1. 24 Gilio,Alexis	19																									
2. 17 Heng,Elena	17																									
1 Rogers,Alannah	17																									
<table border="0"> <thead> <tr> <th colspan="2">At bats</th> </tr> </thead> <tbody> <tr> <td>1. 24 Gilio,Alexis</td> <td>18</td> </tr> <tr> <td>2. 23 Marchant,Reagan</td> <td>16</td> </tr> <tr> <td>3. 2 tied at.....</td> <td>15</td> </tr> </tbody> </table>	At bats		1. 24 Gilio,Alexis	18	2. 23 Marchant,Reagan	16	3. 2 tied at.....	15	<table border="0"> <thead> <tr> <th colspan="2">Games played</th> </tr> </thead> <tbody> <tr> <td>1. 9 tied at.....</td> <td>5</td> </tr> </tbody> </table>	Games played		1. 9 tied at.....	5	<table border="0"> <thead> <tr> <th colspan="2">Game starts</th> </tr> </thead> <tbody> <tr> <td>1. 8 tied at.....</td> <td>5</td> </tr> </tbody> </table>	Game starts		1. 8 tied at.....	5								
At bats																										
1. 24 Gilio,Alexis	18																									
2. 23 Marchant,Reagan	16																									
3. 2 tied at.....	15																									
Games played																										
1. 9 tied at.....	5																									
Game starts																										
1. 8 tied at.....	5																									
<table border="0"> <thead> <tr> <th colspan="2">Games as sub</th> </tr> </thead> <tbody> <tr> <td>1. 27 Flores,Gracie</td> <td>4</td> </tr> <tr> <td>2. 12 Furr,Allie</td> <td>3</td> </tr> <tr> <td>3. 4 tied at.....</td> <td>1</td> </tr> </tbody> </table>	Games as sub		1. 27 Flores,Gracie	4	2. 12 Furr,Allie	3	3. 4 tied at.....	1																		
Games as sub																										
1. 27 Flores,Gracie	4																									
2. 12 Furr,Allie	3																									
3. 4 tied at.....	1																									

2025 PITCHING LEADERS

The Automated ScoreBook Pitching Leaders for Louisiana Tech (as of Feb 12, 2025) (All games)

Hitting minimums - 1 Games 1 AB
Pitching minimums - 1 Games 1 IP 1 BF

<table border="0" style="width: 100%;"> <tr><td colspan="2">Earned run avg</td></tr> <tr><td>1. 0 Floyd,Allie</td><td style="text-align: right;">4.24</td></tr> <tr><td>2. 32 Shull,Ryleigh</td><td style="text-align: right;">7.27</td></tr> <tr><td>3. 14 Martin,Alyssa</td><td style="text-align: right;">9.00</td></tr> </table>	Earned run avg		1. 0 Floyd,Allie	4.24	2. 32 Shull,Ryleigh	7.27	3. 14 Martin,Alyssa	9.00	<table border="0" style="width: 100%;"> <tr><td colspan="2">Opposing bat avg</td></tr> <tr><td>1. 32 Shull,Ryleigh</td><td style="text-align: right;">.242</td></tr> <tr><td>2. 0 Floyd,Allie</td><td style="text-align: right;">.271</td></tr> <tr><td>3. 14 Martin,Alyssa</td><td style="text-align: right;">.375</td></tr> </table>	Opposing bat avg		1. 32 Shull,Ryleigh	.242	2. 0 Floyd,Allie	.271	3. 14 Martin,Alyssa	.375	<table border="0" style="width: 100%;"> <tr><td colspan="2">Won-loss pct</td></tr> <tr><td>1. 0 Floyd,Allie</td><td style="text-align: right;">.667</td></tr> <tr><td>2. 14 Martin,Alyssa</td><td style="text-align: right;">.000</td></tr> <tr><td>3. 32 Shull,Ryleigh</td><td style="text-align: right;">.000</td></tr> </table>	Won-loss pct		1. 0 Floyd,Allie	.667	2. 14 Martin,Alyssa	.000	3. 32 Shull,Ryleigh	.000
Earned run avg																										
1. 0 Floyd,Allie	4.24																									
2. 32 Shull,Ryleigh	7.27																									
3. 14 Martin,Alyssa	9.00																									
Opposing bat avg																										
1. 32 Shull,Ryleigh	.242																									
2. 0 Floyd,Allie	.271																									
3. 14 Martin,Alyssa	.375																									
Won-loss pct																										
1. 0 Floyd,Allie	.667																									
2. 14 Martin,Alyssa	.000																									
3. 32 Shull,Ryleigh	.000																									
<table border="0" style="width: 100%;"> <tr><td colspan="2">Wins</td></tr> <tr><td>1. 0 Floyd,Allie</td><td style="text-align: right;">2</td></tr> </table>	Wins		1. 0 Floyd,Allie	2	<table border="0" style="width: 100%;"> <tr><td colspan="2">Losses</td></tr> <tr><td>1. 0 Floyd,Allie</td><td style="text-align: right;">1</td></tr> <tr><td>76 Buster,Mattison</td><td style="text-align: right;">1</td></tr> <tr><td>14 Martin,Alyssa</td><td style="text-align: right;">1</td></tr> </table>	Losses		1. 0 Floyd,Allie	1	76 Buster,Mattison	1	14 Martin,Alyssa	1	<table border="0" style="width: 100%;"> <tr><td colspan="2">Saves</td></tr> </table>	Saves											
Wins																										
1. 0 Floyd,Allie	2																									
Losses																										
1. 0 Floyd,Allie	1																									
76 Buster,Mattison	1																									
14 Martin,Alyssa	1																									
Saves																										
<table border="0" style="width: 100%;"> <tr><td colspan="2">Innings pitched</td></tr> <tr><td>1. 0 Floyd,Allie</td><td style="text-align: right;">17.0</td></tr> <tr><td>2. 32 Shull,Ryleigh</td><td style="text-align: right;">8.2</td></tr> <tr><td>3. 14 Martin,Alyssa</td><td style="text-align: right;">5.0</td></tr> </table>	Innings pitched		1. 0 Floyd,Allie	17.0	2. 32 Shull,Ryleigh	8.2	3. 14 Martin,Alyssa	5.0	<table border="0" style="width: 100%;"> <tr><td colspan="2">Batters struck out</td></tr> <tr><td>1. 0 Floyd,Allie</td><td style="text-align: right;">12</td></tr> <tr><td>2. 32 Shull,Ryleigh</td><td style="text-align: right;">5</td></tr> <tr><td>14 Martin,Alyssa</td><td style="text-align: right;">5</td></tr> </table>	Batters struck out		1. 0 Floyd,Allie	12	2. 32 Shull,Ryleigh	5	14 Martin,Alyssa	5	<table border="0" style="width: 100%;"> <tr><td colspan="2">Appearances</td></tr> <tr><td>1. 0 Floyd,Allie</td><td style="text-align: right;">3</td></tr> <tr><td>32 Shull,Ryleigh</td><td style="text-align: right;">3</td></tr> <tr><td>3. 2 tied at.....</td><td style="text-align: right;">2</td></tr> </table>	Appearances		1. 0 Floyd,Allie	3	32 Shull,Ryleigh	3	3. 2 tied at.....	2
Innings pitched																										
1. 0 Floyd,Allie	17.0																									
2. 32 Shull,Ryleigh	8.2																									
3. 14 Martin,Alyssa	5.0																									
Batters struck out																										
1. 0 Floyd,Allie	12																									
2. 32 Shull,Ryleigh	5																									
14 Martin,Alyssa	5																									
Appearances																										
1. 0 Floyd,Allie	3																									
32 Shull,Ryleigh	3																									
3. 2 tied at.....	2																									
<table border="0" style="width: 100%;"> <tr><td colspan="2">Games started</td></tr> <tr><td>1. 0 Floyd,Allie</td><td style="text-align: right;">3</td></tr> <tr><td>2. 76 Buster,Mattison</td><td style="text-align: right;">1</td></tr> <tr><td>14 Martin,Alyssa</td><td style="text-align: right;">1</td></tr> </table>	Games started		1. 0 Floyd,Allie	3	2. 76 Buster,Mattison	1	14 Martin,Alyssa	1	<table border="0" style="width: 100%;"> <tr><td colspan="2">Games finished</td></tr> <tr><td>1. 32 Shull,Ryleigh</td><td style="text-align: right;">2</td></tr> <tr><td>2. 76 Buster,Mattison</td><td style="text-align: right;">1</td></tr> </table>	Games finished		1. 32 Shull,Ryleigh	2	2. 76 Buster,Mattison	1	<table border="0" style="width: 100%;"> <tr><td colspan="2">Games in relief</td></tr> <tr><td>1. 32 Shull,Ryleigh</td><td style="text-align: right;">3</td></tr> <tr><td>2. 3 tied at.....</td><td style="text-align: right;">1</td></tr> </table>	Games in relief		1. 32 Shull,Ryleigh	3	2. 3 tied at.....	1				
Games started																										
1. 0 Floyd,Allie	3																									
2. 76 Buster,Mattison	1																									
14 Martin,Alyssa	1																									
Games finished																										
1. 32 Shull,Ryleigh	2																									
2. 76 Buster,Mattison	1																									
Games in relief																										
1. 32 Shull,Ryleigh	3																									
2. 3 tied at.....	1																									
<table border="0" style="width: 100%;"> <tr><td colspan="2">Wild pitches</td></tr> <tr><td>1. 0 Floyd,Allie</td><td style="text-align: right;">6</td></tr> <tr><td>2. 32 Shull,Ryleigh</td><td style="text-align: right;">3</td></tr> <tr><td>3. 3 tied at.....</td><td style="text-align: right;">1</td></tr> </table>	Wild pitches		1. 0 Floyd,Allie	6	2. 32 Shull,Ryleigh	3	3. 3 tied at.....	1	<table border="0" style="width: 100%;"> <tr><td colspan="2">Balks</td></tr> </table>	Balks		<table border="0" style="width: 100%;"> <tr><td colspan="2">Hit batters</td></tr> <tr><td>1. 15 Johnson,Laney</td><td style="text-align: right;">1</td></tr> <tr><td>0 Floyd,Allie</td><td style="text-align: right;">1</td></tr> </table>	Hit batters		1. 15 Johnson,Laney	1	0 Floyd,Allie	1								
Wild pitches																										
1. 0 Floyd,Allie	6																									
2. 32 Shull,Ryleigh	3																									
3. 3 tied at.....	1																									
Balks																										
Hit batters																										
1. 15 Johnson,Laney	1																									
0 Floyd,Allie	1																									
<table border="0" style="width: 100%;"> <tr><td colspan="2">Intentional BB allowed</td></tr> </table>	Intentional BB allowed		<table border="0" style="width: 100%;"> <tr><td colspan="2">Runners picked off</td></tr> </table>	Runners picked off		<table border="0" style="width: 100%;"> <tr><td colspan="2">Batters SO out looking</td></tr> <tr><td>1. 14 Martin,Alyssa</td><td style="text-align: right;">4</td></tr> <tr><td>2. 0 Floyd,Allie</td><td style="text-align: right;">1</td></tr> </table>	Batters SO out looking		1. 14 Martin,Alyssa	4	2. 0 Floyd,Allie	1														
Intentional BB allowed																										
Runners picked off																										
Batters SO out looking																										
1. 14 Martin,Alyssa	4																									
2. 0 Floyd,Allie	1																									
<table border="0" style="width: 100%;"> <tr><td colspan="2">Sac bunts allowed</td></tr> <tr><td>1. 0 Floyd,Allie</td><td style="text-align: right;">1</td></tr> </table>	Sac bunts allowed		1. 0 Floyd,Allie	1	<table border="0" style="width: 100%;"> <tr><td colspan="2">Sac flies allowed</td></tr> <tr><td>1. 32 Shull,Ryleigh</td><td style="text-align: right;">1</td></tr> </table>	Sac flies allowed		1. 32 Shull,Ryleigh	1	<table border="0" style="width: 100%;"> <tr><td colspan="2">Hits allowed</td></tr> <tr><td>1. 32 Shull,Ryleigh</td><td style="text-align: right;">8</td></tr> <tr><td>2. 14 Martin,Alyssa</td><td style="text-align: right;">9</td></tr> <tr><td>3. 0 Floyd,Allie</td><td style="text-align: right;">19</td></tr> </table>	Hits allowed		1. 32 Shull,Ryleigh	8	2. 14 Martin,Alyssa	9	3. 0 Floyd,Allie	19								
Sac bunts allowed																										
1. 0 Floyd,Allie	1																									
Sac flies allowed																										
1. 32 Shull,Ryleigh	1																									
Hits allowed																										
1. 32 Shull,Ryleigh	8																									
2. 14 Martin,Alyssa	9																									
3. 0 Floyd,Allie	19																									
<table border="0" style="width: 100%;"> <tr><td colspan="2">Runs allowed</td></tr> <tr><td>1. 14 Martin,Alyssa</td><td style="text-align: right;">7</td></tr> <tr><td>32 Shull,Ryleigh</td><td style="text-align: right;">7</td></tr> <tr><td>3. 0 Floyd,Allie</td><td style="text-align: right;">8</td></tr> </table>	Runs allowed		1. 14 Martin,Alyssa	7	32 Shull,Ryleigh	7	3. 0 Floyd,Allie	8	<table border="0" style="width: 100%;"> <tr><td colspan="2">Earned runs allowed</td></tr> <tr><td>1. 14 Martin,Alyssa</td><td style="text-align: right;">5</td></tr> <tr><td>2. 32 Shull,Ryleigh</td><td style="text-align: right;">7</td></tr> <tr><td>3. 0 Floyd,Allie</td><td style="text-align: right;">8</td></tr> </table>	Earned runs allowed		1. 14 Martin,Alyssa	5	2. 32 Shull,Ryleigh	7	3. 0 Floyd,Allie	8	<table border="0" style="width: 100%;"> <tr><td colspan="2">Walks allowed</td></tr> <tr><td>1. 14 Martin,Alyssa</td><td style="text-align: right;">3</td></tr> <tr><td>2. 32 Shull,Ryleigh</td><td style="text-align: right;">4</td></tr> <tr><td>3. 0 Floyd,Allie</td><td style="text-align: right;">6</td></tr> </table>	Walks allowed		1. 14 Martin,Alyssa	3	2. 32 Shull,Ryleigh	4	3. 0 Floyd,Allie	6
Runs allowed																										
1. 14 Martin,Alyssa	7																									
32 Shull,Ryleigh	7																									
3. 0 Floyd,Allie	8																									
Earned runs allowed																										
1. 14 Martin,Alyssa	5																									
2. 32 Shull,Ryleigh	7																									
3. 0 Floyd,Allie	8																									
Walks allowed																										
1. 14 Martin,Alyssa	3																									
2. 32 Shull,Ryleigh	4																									
3. 0 Floyd,Allie	6																									
<table border="0" style="width: 100%;"> <tr><td colspan="2">Doubles allowed</td></tr> <tr><td>1. 14 Martin,Alyssa</td><td style="text-align: right;">1</td></tr> <tr><td>2. 32 Shull,Ryleigh</td><td style="text-align: right;">3</td></tr> <tr><td>3. 0 Floyd,Allie</td><td style="text-align: right;">4</td></tr> </table>	Doubles allowed		1. 14 Martin,Alyssa	1	2. 32 Shull,Ryleigh	3	3. 0 Floyd,Allie	4	<table border="0" style="width: 100%;"> <tr><td colspan="2">Triples allowed</td></tr> <tr><td>1. 32 Shull,Ryleigh</td><td style="text-align: right;">0</td></tr> <tr><td>2. 14 Martin,Alyssa</td><td style="text-align: right;">1</td></tr> <tr><td>0 Floyd,Allie</td><td style="text-align: right;">1</td></tr> </table>	Triples allowed		1. 32 Shull,Ryleigh	0	2. 14 Martin,Alyssa	1	0 Floyd,Allie	1	<table border="0" style="width: 100%;"> <tr><td colspan="2">Home runs allowed</td></tr> <tr><td>1. 32 Shull,Ryleigh</td><td style="text-align: right;">2</td></tr> <tr><td>0 Floyd,Allie</td><td style="text-align: right;">2</td></tr> <tr><td>3. 14 Martin,Alyssa</td><td style="text-align: right;">3</td></tr> </table>	Home runs allowed		1. 32 Shull,Ryleigh	2	0 Floyd,Allie	2	3. 14 Martin,Alyssa	3
Doubles allowed																										
1. 14 Martin,Alyssa	1																									
2. 32 Shull,Ryleigh	3																									
3. 0 Floyd,Allie	4																									
Triples allowed																										
1. 32 Shull,Ryleigh	0																									
2. 14 Martin,Alyssa	1																									
0 Floyd,Allie	1																									
Home runs allowed																										
1. 32 Shull,Ryleigh	2																									
0 Floyd,Allie	2																									
3. 14 Martin,Alyssa	3																									



2025 TEAM GAME HIGHS

Batting

At bats:	29	-	vs Northern Colorado (Feb 06, 2025 at Puerto Vallarta, Mex)
Runs scored:	9	-	vs Northern Colorado (Feb 06, 2025 at Puerto Vallarta, Mex)
Hits:	10	-	vs Northern Colorado (Feb 06, 2025 at Puerto Vallarta, Mex)
	10	-	vs Northern Colorado (Feb 08, 2025 at Puerto Vallarta, MX)
RBIs:	6	-	vs Northern Colorado (Feb 06, 2025 at Puerto Vallarta, Mex)
Doubles:	3	-	vs Northern Colorado (Feb 06, 2025 at Puerto Vallarta, Mex)
Triples:	1	-	vs Florida State (Feb 08, 2025 at Puerto Vallarta, Mex)
Home runs:	1	-	vs Northern Colorado (Feb 06, 2025 at Puerto Vallarta, Mex)
Total bases:	16	-	vs Northern Colorado (Feb 06, 2025 at Puerto Vallarta, Mex)
Walks:	4	-	vs Oklahoma State (Feb 07, 2025 at Puerto Vallarta, Mex)
	4	-	vs Northern Colorado (Feb 08, 2025 at Puerto Vallarta, MX)
Strikeouts:	10	-	vs Florida State (Feb 07, 2025 at Puerto Vallarta, Mex)
Sac hits:	2	-	vs Northern Colorado (Feb 06, 2025 at Puerto Vallarta, Mex)
Sac flies:	1	-	vs Northern Colorado (Feb 06, 2025 at Puerto Vallarta, Mex)
	1	-	vs Northern Colorado (Feb 08, 2025 at Puerto Vallarta, MX)
Hit by pitch:	1	-	vs Northern Colorado (Feb 08, 2025 at Puerto Vallarta, MX)
Runners LOB:	9	-	vs Northern Colorado (Feb 08, 2025 at Puerto Vallarta, MX)
Hit into DP:	2	-	vs Northern Colorado (Feb 08, 2025 at Puerto Vallarta, MX)

Fielding

Putouts:	21	-	vs Northern Colorado (Feb 06, 2025 at Puerto Vallarta, Mex)
	21	-	vs Oklahoma State (Feb 07, 2025 at Puerto Vallarta, Mex)
Assists:	10	-	vs Northern Colorado (Feb 06, 2025 at Puerto Vallarta, Mex)
Errors:	2	-	vs Florida State (Feb 07, 2025 at Puerto Vallarta, Mex)
Passed balls:	1	-	vs Oklahoma State (Feb 07, 2025 at Puerto Vallarta, Mex)
DPs turned:	1	-	vs Northern Colorado (Feb 06, 2025 at Puerto Vallarta, Mex)

Pitching

Innings pitched:	7.0	-	vs Northern Colorado (Feb 06, 2025 at Puerto Vallarta, Mex)
	7.0	-	vs Oklahoma State (Feb 07, 2025 at Puerto Vallarta, Mex)
Runs allowed:	9	-	vs Florida State (Feb 08, 2025 at Puerto Vallarta, Mex)
Earned runs:	9	-	vs Florida State (Feb 08, 2025 at Puerto Vallarta, Mex)
Walks allowed:	6	-	vs Florida State (Feb 07, 2025 at Puerto Vallarta, Mex)
Strikeouts:	6	-	vs Northern Colorado (Feb 06, 2025 at Puerto Vallarta, Mex)
	6	-	vs Florida State (Feb 07, 2025 at Puerto Vallarta, Mex)
Hits allowed:	8	-	vs Florida State (Feb 07, 2025 at Puerto Vallarta, Mex)
	8	-	vs Northern Colorado (Feb 08, 2025 at Puerto Vallarta, MX)
	8	-	vs Florida State (Feb 08, 2025 at Puerto Vallarta, Mex)
Doubles allowed:	2	-	vs Northern Colorado (Feb 06, 2025 at Puerto Vallarta, Mex)
	2	-	vs Oklahoma State (Feb 07, 2025 at Puerto Vallarta, Mex)
	2	-	vs Northern Colorado (Feb 08, 2025 at Puerto Vallarta, MX)
Triples allowed:	1	-	vs Florida State (Feb 07, 2025 at Puerto Vallarta, Mex)
	1	-	vs Florida State (Feb 08, 2025 at Puerto Vallarta, Mex)
Homers allowed:	4	-	vs Florida State (Feb 08, 2025 at Puerto Vallarta, Mex)
Wild pitches:	5	-	vs Northern Colorado (Feb 06, 2025 at Puerto Vallarta, Mex)
Hit batters:	1	-	vs Northern Colorado (Feb 06, 2025 at Puerto Vallarta, Mex)
	1	-	vs Florida State (Feb 08, 2025 at Puerto Vallarta, Mex)

2025 INDIVIDUAL GAME HIGHS

The Automated ScoreBook Season Game Highs for Louisiana Tech (as of Feb 12, 2025) (All games)

INDIVIDUAL GAME HIGHS

Batting

At bats:	4	-	(9 times)
Runs scored:	2	-	(5 times)
Hits:	2	-	(7 times)
RBIs:	2	-	Hammoude,Nicole vs Northern Colorado (Feb 06, 2025 at Puerto Vallar
	2	-	Snyder,Addison vs Northern Colorado (Feb 06, 2025 at Puerto Vallarta,
	2	-	Gilio,Alexis vs Northern Colorado (Feb 08, 2025 at Puerto Vallarta, MX)
Doubles:	1	-	(5 times)
Triples:	1	-	Raley,Claire vs Florida State (Feb 08, 2025 at Puerto Vallarta, Mex)
Home runs:	1	-	Hammoude,Nicole vs Northern Colorado (Feb 06, 2025 at Puerto Vallar
Total bases:	5	-	Hammoude,Nicole vs Northern Colorado (Feb 06, 2025 at Puerto Vallar
Walks:	2	-	Heng,Elena vs Northern Colorado (Feb 06, 2025 at Puerto Vallarta, Me
Strikeouts:	2	-	Gilio,Alexis vs Florida State (Feb 07, 2025 at Puerto Vallarta,Mex)
	2	-	Heng,Elena vs Florida State (Feb 07, 2025 at Puerto Vallarta, Mex)
Sac hits:	1	-	Rogers,Alannah vs Northern Colorado (Feb 06, 2025 at Puerto Vallarta,
	1	-	Heng,Elena vs Northern Colorado (Feb 06, 2025 at Puerto Vallarta, Me
Sac flies:	1	-	Briley,Kb vs Northern Colorado (Feb 06, 2025 at Puerto Vallarta, Mex)
	1	-	Gilio,Alexis vs Northern Colorado (Feb 08, 2025 at Puerto Vallarta, MX)
Hit by pitch:	1	-	Hammoude,Nicole vs Northern Colorado (Feb 08, 2025 at Puerto Vallar
Runners LOB:	3	-	Raley,Claire vs Northern Colorado (Feb 06, 2025 at Puerto Vallarta, Me
	3	-	Heng,Elena vs Northern Colorado (Feb 08, 2025 at Puerto Vallarta, MX
	3	-	Rogers,Alannah vs Florida State (Feb 08, 2025 at Puerto Vallarta, Mex)

Fielding

Putouts:	8	-	Marchant,Reagan vs Northern Colorado (Feb 08, 2025 at Puerto Vallart
Assists:	5	-	Hammoude,Nicole vs Northern Colorado (Feb 08, 2025 at Puerto Vallar
Errors:	1	-	(5 times)
Passed balls:	1	-	Snyder,Addison vs Oklahoma State (Feb 07, 2025 at Puerto Vallarta, M

Pitching

Innings pitched:	7.0	-	Floyd,Allie vs Northern Colorado (Feb 06, 2025 at Puerto Vallarta, Mex)
	7.0	-	Floyd,Allie vs Oklahoma State (Feb 07, 2025 at Puerto Vallarta, Mex)
Runs allowed:	4	-	Floyd,Allie vs Northern Colorado (Feb 06, 2025 at Puerto Vallarta, Mex)
	4	-	Shull,Ryleigh vs Northern Colorado (Feb 08, 2025 at Puerto Vallarta, M
	4	-	Martin,Alyssa vs Northern Colorado (Feb 08, 2025 at Puerto Vallarta, M
Earned runs:	4	-	Floyd,Allie vs Northern Colorado (Feb 06, 2025 at Puerto Vallarta, Mex)
	4	-	Shull,Ryleigh vs Northern Colorado (Feb 08, 2025 at Puerto Vallarta, M
Walks allowed:	3	-	Floyd,Allie vs Northern Colorado (Feb 06, 2025 at Puerto Vallarta, Mex)
Strikeouts:	6	-	Floyd,Allie vs Northern Colorado (Feb 06, 2025 at Puerto Vallarta, Mex)
Hits allowed:	7	-	Floyd,Allie vs Northern Colorado (Feb 06, 2025 at Puerto Vallarta, Mex)
	7	-	Floyd,Allie vs Oklahoma State (Feb 07, 2025 at Puerto Vallarta, Mex)
Doubles allowed:	2	-	Floyd,Allie vs Northern Colorado (Feb 06, 2025 at Puerto Vallarta, Mex)
	2	-	Floyd,Allie vs Oklahoma State (Feb 07, 2025 at Puerto Vallarta, Mex)
	2	-	Shull,Ryleigh vs Northern Colorado (Feb 08, 2025 at Puerto Vallarta, M
Triples allowed:	1	-	Martin,Alyssa vs Florida State (Feb 07, 2025 at Puerto Vallarta,Mex)
	1	-	Floyd,Allie vs Florida State (Feb 08, 2025 at Puerto Vallarta, Mex)
Homers allowed:	2	-	Martin,Alyssa vs Northern Colorado (Feb 08, 2025 at Puerto Vallarta, M
	2	-	Floyd,Allie vs Florida State (Feb 08, 2025 at Puerto Vallarta, Mex)
Wild pitches:	5	-	Floyd,Allie vs Northern Colorado (Feb 06, 2025 at Puerto Vallarta, Mex)



2025 GAME RESULTS

The Automated ScoreBook Game Results for Louisiana Tech (as of Feb 12, 2025) (All games)

Date	Opponent		Score	Inns	Overall	CUSA	Pitcher of record	Attend	Time
Feb 06, 2025	vs Northern Colorado	w	9-4	7	1-0-0	0-0-0	Floyd,A (W 1-0)	147	2:20
Feb 07, 2025	vs #12 Florida State	L	3-6	7	1-1-0	0-0-0	Buster,M (L 0-1)	119	2:17
Feb 07, 2025	vs #4 Oklahoma State	w	6-1	7	2-1-0	0-0-0	Floyd,A (W 2-0)	207	2:01
Feb 08, 2025	vs Northern Colorado	L	4-8	7	2-2-0	0-0-0	Martin,A (L 0-1)	178	1:52
Feb 08, 2025	vs #12 Florida State	L	1-9	5	2-3-0	0-0-0	Floyd,A (L 2-1)	207	1:45

() extra inning game

2025 COACHING STAFF RADIO / TV CHART



Josh Taylor
Head Coach
Nevada, 1995
Fourth Season
3RD BASE



Chelsea Cohen
Assistant Coach
Arkansas, 2012
Fourth Season
PITCHING



Tyler Krobetzky
Assistant Coach
Spring Arbor, 2012
Fourth Season
DUGOUT



Madie Green
Assistant Coach
LA Tech, 2022
Second Season
1ST BASE

2025 SUPPORT STAFF RADIO / TV CHART



Logan Covington
Athletic Trainer
LSU, 2020
Third Season
DUGOUT



AMARI STEWART
Strength & Conditioning
Georgia, 2020
First Season
DUGOUT



Stephen Featherston
SID
Howard Payne, 2018
First Season
PRESS BOX



Malcolm Butler
Sport Admin/Radio
Louisiana Tech, 1994
27th Season
PRESS BOX



2025 RADIO / TV CHART



#00 | Allie Floyd
Jr. | RHP | 5-11
East Bernard, Texas



#1 | Alannah Rogers
Jr. | OF | 5-1
Surprise, Ariz.



#2 | Kaylee Grealy
Jr. | 2B | 5-7
Fresno, Calif.



#5 | Addison Snyder
R-Fr. | C | 5-10
Castaic, Calif.



#7 | Claire Raley
Sr. | 3B | 5-4
Clovis, Calif.



#11 | KB Briley
R-Sr. | INF | 5-6
Sterlington, La.



#12 | Allie Furr
R-Fr. | OF | 5-6
Ruston, La.



#14 | Alyssa Martin
Sr. | RHP | 5-8
Minden, La



#15 | Laney Johnson
Fr. | P/UT | 6-0
Stonewall, La.



#17 | Elena Heng
Fr. | OF | 5-3
Bossier City, La.



#18 | Paris Endris
Jr. | 1B | 5-7
Bossier City, La.



#21 | Jina Baffuto
Jr. | INF | 5-4
Bossier City, La



#22 | Karli Sellers
So. | OF | 5-10
West Monroe, La.



#23 | Reagan Marchant
R-So. | INF | 5-10
Hilton Head, S.C.



#24 | Alexis Gilio
Sr. | CF | 5-9
Lafayette, Colo.



#27 | Gracie Flores
So. | SS | 5-7
Berthoud, Colo.



#32 | Ryleigh Shull
Fr. | LHP | 5-5
Hamlin, W.Va.



#33 | Karolyn Glover
So. | C | 5-7
Reno, Nev



#44 | Nicole Hammoude
R-Sr. | SS | 5-7
Oakland, Calif.



#76 | Mattison Buster
So. | RHP | 5-9
Lafayette, Colo.



#99 | Reese Torres
Jr. | C | 5-6
Great Falls, Va.

