



MIZZOU

2024-25 MEN'S BASKETBALL GAME NOTES

29 NCAA TOURNAMENT APPEARANCES • 23 CONFERENCE CHAMPIONSHIPS • 21 ALL-AMERICANS • 48 NBA DRAFT SELECTIONS

2024-25 SCHEDULE

November

Mon 4	at Memphis	L, 75-83
Fri 8	HOWARD	W, 77-62
Mon 11	EASTERN WASHINGTON	W, 84-77
Thu 14	MISSISSIPPI VALLEY STATE	W, 111-39
Fri 22	PACIFIC	W, 91-56
Sun 24	ARKANSAS-PINE BLUFF	W, 112-63
Wed 27	LINDENWOOD	W, 81-61

December

Tue 3 ^	CALIFORNIA	W, 98-93
Sun 8	#1/1 KANSAS	W, 76-67
Sat 14	LIU	W, 88-61
Tue 17	JACKSONVILLE STATE	W, 83-72
Sun 22 %	vs. RV/RV Illinois	L, 77-80
Mon 30	ALABAMA STATE	W, 82-65

January

Sat 4 *	at #2/2 Auburn	L, 68-84
Tue 7 *	LSU	W, 83-67
Sat 11 *	RV/RV VANDERBILT	W, 75-66
Tue 14 *	at #5/4 Florida	W, 83-82
Sat 18 *	ARKANSAS	W, 83-65
Tue 21 *	at Texas	L, 53-61
Sat 25 *	#16/16 OLE MISS	W, 83-75

February

Sat 1 *	at #14/13 Mississippi State	W, 88-61
Wed 5 *	at #4/4 Tennessee	L, 81-85
Sat 8 *	#10/13 TEXAS A&M	L, 64-67
Wed 12 *	OKLAHOMA	W, 82-58
Sat 15 *	at Georgia	W, 87-74
Wed 19 *	#4/4 ALABAMA	W, 110-98
Sat 22 *	at Arkansas (ESPN)	7 p.m.
Tue 25 *	SOUTH CAROLINA (ESPNU)	8 p.m.

March

Sat 1 *	at Vanderbilt (SECN)	5 p.m.
Wed 5 *	at Oklahoma (SECN+)	7 p.m.
Sat 8 *	KENTUCKY (ESPN/SECN)	11 a.m.
12-16 !	SEC Tournament	

* - Southeastern Conference Game
 ! - SEC Tournament (Nashville, Tenn.)
 % - McBride Homes Braggin' Rights (St. Louis, Mo.)
 ^ - SEC/ACC Challenge



MISSOURI TIGERS

20-6, 9-4 SEC

Head Coach: Dennis Gates
 Career Record: 103-80
 Record vs. Arkansas: 2-3

AP Rank: No. 15
 Coaches: No. 16
 NET: No. 13



ARKANSAS RAZORBACKS

15-11, 4-9 SEC

Head Coach: John Calipari
 Career Record: 828-272
 Record vs. Mizzou: 12-6

AP Rank: n/a
 Coaches: n/a
 NET: No. 41

MISSOURI AT ARKANSAS

Fayetteville, Ark. • Bud Walton Arena
 Saturday, Feb. 22 • 7 p.m.

TELEVISION

Station ESPN
 Play-by-Play John Schriffen
 Analyst Richard Hendrix

RADIO

Station Tiger Radio Network
 Satellite XM: 81 / SXM App: 81
 Play-by-Play Mike Kelly
 Analyst Chris Gervino

SERIES HISTORY

Overall Arkansas, 35-28
 at Arkansas Arkansas, 20-10
 Under Dennis Gates Arkansas, 3-2
 Last Meeting Mizzou 83, Arkansas 65 (1/18/25)
 Last 10 Games Arkansas, 7-3

MEDIA INFORMATION

Basketball SID Jason Veniskey
 Office (573) 882-7826
 Cell (585) 615-5316
 E-mail jveniskey@missouri.edu

The Missouri Strategic Communications staff is available to assist home and visiting media. Contact Jason Veniskey for credentials, releases, statistics or general basketball info and for assistance arranging interviews with players and/or coaches.

No. 15/16 University of Missouri men's basketball looks to extend its winning streak on Saturday when it faces rival Arkansas on the road. Tipoff is set for 7 p.m. at Bud Walton Arena on ESPN.

KEY MIZZOU NUMBERS

2

Tamar Bates is one of two in the nation scoring 10.0 points, while shooting 50 percent overall, 35 percent from three and 90 percent from the line.

3

The Tigers have won three-straight SEC games by 10-plus points – a first since 2013.

5

Mizzou is one of two teams in the country with three top-five wins this season.

20.5

Mark Mitchell is averaging 20.5 points in his last four games, shooting 63.0 percent from the field.

110

Missouri's 110 points scored Wednesday against No. 4 Alabama are its most-ever in an SEC game.

727

With 727 free-throw attempts this season, MU has already shot its most since 2016-17 with at least seven games left.

MISSOURI'S LAST GAME STARTERS



0 ROBINSON II
So • G

9.5 PPG

3.3 APG

2.0 SPG

49.6 FG%




12 PERKINS
Gr • G

8.3 PPG

2.5 APG

2.5 RPG

46.2 FG%




2 BATES
Sr • G

13.4 PPG

2.7 RPG

50.4 FG%

39.6 3P%




11 PIERCE
So • G/F

7.4 PPG

3.4 APG

47.4 FG%

30.5 3P%



25 MITCHELL
Jr • G/F

13.6 PPG

4.7 RPG

1.8 APG

50.0 FG%

2024-25 MISSOURI TIGERS ROSTER

#	Name	Yr	Pos	Ht	Wt	Hometown/Last School
0	Anthony Robinson II	So.	G	6-3	180	Tallahassee, Fla. / Florida State Univ. HS
1	Marques Warrick	Gr.	G	6-3	190	Lexington, Ky. / Northern Kentucky
2	Tamar Bates	Sr.	G	6-5	195	Kansas City, Kan. / Indiana
4	Marcus Allen	Fr.	G/F	6-7	220	Miami, Fla. / Norland HS
5	T.O. Barrett	Fr.	G	6-4	200	Oklahoma City, Okla. / Link Academy
6	Annor Boateng	Fr.	G	6-6	215	Little Rock, Ark. / Little Rock Central HS
7	Trent Burns	Fr.	C	7-5	235	Cypress, Texas / Good Vision Academy
10	Jeremy Sanchez	Gr.	G	6-0	180	North Ridgeville, Ohio / Saint Leo
11	Trent Pierce	So.	G/F	6-10	220	Tulsa, Okla. / AZ Compass Prep
12	Tony Perkins	Gr.	G	6-4	200	Indianapolis, Ind. / Iowa
15	Danny Stephens	R-Fr.	G/F	6-7	230	Bowen, Ill. / Southeastern HS
17	JV Brown	R-Fr.	G	6-5	200	Los Angeles, Calif. / Rolling Hills Prep
21	Peyton Marshall	Fr.	C	7-0	300	Atlanta, Ga. / Overtime Elite
23	Aidan Shaw	Jr.	G/F	6-9	210	Overland Park, Kan. / Blue Valley HS
25	Mark Mitchell	Jr.	G/F	6-9	230	Kansas City, Kan. / Duke
31	Caleb Grill	Gr.	G	6-3	205	Wichita, Kan. / Iowa State
33	Josh Gray	Gr.	C	7-0	260	Brooklyn, N.Y. / South Carolina
35	Jacob Crews	Gr.	G/F	6-8	210	Hilliard, Fla. / UT Martin

MISSOURI COACHING & SUPPORT STAFF



Dennis Gates

Whitten Family Head Coach
California '01
Overall Record: 103-80 (Sixth year)
Record at Mizzou: 53-40 (Third year)

Associate Head Coach: Charlton "C.Y." Young (3rd Year)

Assistant Coach: Kyle Smithpeters (3rd Year)

Assistant Coach: Rob Summers (1st Year)

Assistant Coach: Ryan Sharbaugh (3rd Year)

Assistant Coach: Matt Cline (3rd Year)

Asst to the Head Coach/Senior Advisor: David "Dickey" Nutt (3rd Year)

Director of Athletic Performance: Sean Conaty (3rd Year)

Director of Basketball Operations: Dalon King (3rd Year)

Assistant Director of Basketball Operations: Nick Korta (1st Year)

Athletic Trainer: Chris Perrin (4th Year)

Asst to the Head Coach/Analytics: David Carter (1st Year)

PHOTO ROSTER



0 Anthony Robinson II
So • G • 6-3 • 180
Tallahassee, Fla.



1 Marques Warrick
Gr • G • 6-3 • 190
Lexington, Ky.



2 Tamar Bates
Sr • G • 6-5 • 195
Kansas City, Kan.



4 Marcus Allen
Fr • G/F • 6-7 • 220
Miami, Fla.



5 T.O. Barrett
Fr • G • 6-4 • 200
Oklahoma City, Okla.



6 Annor Boateng
Fr • G • 6-6 • 215
Little Rock, Ark.



7 Trent Burns
Fr • C • 7-5 • 235
Cypress, Texas




10 Jeremy Sanchez
Gr • G • 6-0 • 180
North Ridgeville, Ohio




11 Trent Pierce
So • G/F • 6-10 • 220
Tulsa, Okla.



12 Tony Perkins
Gr • G • 6-4 • 200
Indianapolis, Ind.



15 Danny Stephens
R-Fr • G/F • 6-7 • 230
Bowen, Ill.



17 JV Brown
R-Fr • G • 6-5 • 200
Los Angeles, Calif.



21 Peyton Marshall
Fr • C • 7-0 • 300
Atlanta, Ga.



23 Aidan Shaw
Jr • F • 6-9 • 210
Overland Park, Kan.



25 Mark Mitchell
Jr • G/F • 6-9 • 230
Kansas City, Kan.



31 Caleb Grill
Gr • G • 6-3 • 205
Wichita, Kan.



33 Josh Gray
Gr • C • 7-0 • 260
Brooklyn, N.Y.



35 Jacob Crews
Gr • G/F • 6-8 • 210
Hilliard, Fla.

PRONUNCIATION GUIDE

Name	Pronunciation
Annor Boateng	ON-err BOW-ah-tang
Marques Warrick	mar-QWEZ

BY THE NUMBERS

Mizzou	Stats	Arkansas
83.7	<<< Scoring	75.5
48.5	<<< FG Pct	46.5
37.1	<<< 3FG Pct	33.2
71.9	FT Pct >>>	72.5
34.7	Rebounds >>>	35.2
13.9	Assists >>>	14.5
10.5	<<< Turnovers	11.3
70.1	Scoring Def. >>>	68.8
42.8	FG% Def. >>>	41.6
34.0	3FG% Def. >>>	30.8
2.9	Blocks >>>	5.8
10.0	<<< Steals	7.7

SERIES FACTS & FIGURES

All-Time Series	Arkansas, 35-28
at Missouri	Missouri, 18-13
at Arkansas	Arkansas, 20-10
Neutral Site	Arkansas, 2-0
SEC Tournament	Arkansas, 1-0
Current Streak	Missouri, 1
Last 10 Games	Arkansas, 7-3
Missouri Superlatives	
Most Points	93, Two Times
Fewest Points Allowed	32, 12/18/50
Largest Win	30, 3/5/13
Arkansas Superlatives	
Most Points	120, 12/2/93
Fewest Points Allowed	43, Two Times
Largest Win	52, 12/2/93

SERIES RESULTS

12/18/50	H W, 54-32	12/4/71	H W, 74-73	2/18/15	A L, 69-84
12/20/51	A L, 43-49	11/28/80	N L, 73-81	1/12/16	H L, 61-94
12/16/52	H L, 64-65	12/28/88	H W, 83-78	2/20/16	A L, 72-84
12/19/53	A L, 63-64	12/13/89	A W, 89-88	1/14/17	A L, 73-92
12/15/54	H W, 77-58	12/8/90	H L, 82-95	2/14/17	H W, 83-78
12/2/56	A W, 51-50	12/7/91	A W, 87-76	1/13/18	A L, 63-65
12/15/56	H W, 72-52	12/19/92	H L, 68-73	3/3/18	H W, 77-67
12/20/57	A L, 45-55	12/2/93	A L, 68-120	1/23/19	A L, 62-70
12/3/58	H W, 74-71	12/3/94	H L, 71-94	2/12/19	H W, 79-78
12/4/59	A W, 75-71	12/5/95	A L, 93-104	2/8/20	H W, 83-79
12/3/60	H L, 75-84	12/7/96	H L, 76-80	2/22/20	A L, 68-78
12/4/61	A L, 68-72	12/6/97	A L, 46-75	1/2/21	A W, 81-68
12/8/62	H L, 61-70	12/7/04	H L, 52-62	2/13/21	H L, 81-86
12/2/63	A W, 76-74	12/2/05	A L, 63-66	3/12/21	N L, 64-70
12/5/64	H W, 81-71	11/30/06	H W, 86-64	1/12/22	A L, 43-87
12/4/65	A L, 62-75	11/28/07	A L, 91-94	2/15/22	H L, 57-76
12/3/66	H W, 73-66	2/16/13	A L, 71-73	1/4/23	A L, 68-74
12/2/67	A W, 74-58	3/5/13	H W, 93-63	1/18/23	H W, 79-76
11/30/68	A W, 60-59	1/28/14	A W, 75-71	1/31/24	H L, 84-91
12/1/69	H W, 58-51	2/13/14	H W, 86-85	2/24/24	A L, 73-88
12/1/70	A W, 80-78	1/24/15	H L, 60-61	1/18/25	H W, 83-65

TIGERS VS RAZORBACKS

No.	Player	GP	Pts	Reb	Asst	Other
0	Anthony Robinson II	3	5.7	2.3	1.7	1.3 SPG
1	Marques Warrick	1	0.0	0.0	0.0	--
2	Tamar Bates	3	18.3	4.3	1.7	2.3 SPG
4	Marcus Allen	1	2.0	5.0	1.0	1.0 SPG
5	T.O. Barrett	1	0.0	0.0	0.0	--
6	Annor Boateng	1	0.0	0.0	0.0	--
7	Trent Burns	0	--	--	--	--
11	Trent Pierce	1	10.0	5.0	4.0	4-4 FG
12	Tony Perkins	1	11.0	1.0	3.0	1.0 SPG
21	Peyton Marshall	1	0.0	0.0	0.0	--
23	Aidan Shaw	4	4.0	2.0	0.0	60.0 FG%
25	Mark Mitchell	2	11.5	4.0	2.0	1.0 SPG
31	Caleb Grill	1	17.0	5.0	3.0	4.0 SPG
33	Josh Gray	5	8.4	6.2	1.4	66.7 FG%
35	Jacob Crews	1	4.0	3.0	0.0	--

ABOUT THE TIGERS

- Mizzou has won three-straight games to improve to 20-6 on the season and 9-4 in SEC play.
- The Tigers entered the week ranked No. 15 in the AP and No. 16 in the USA Today Coaches polls.
- MU is coming off a 110-98 victory over No. 4 Alabama on Wednesday, led by a career-best 31 points from **Mark Mitchell**.
- Mitchell now leads MU with 13.6 points, while **Tamar Bates** and **Caleb Grill** follow with 13.4.
- Josh Gray** has a team-best 5.1 rebounds, while **Anthony Robinson II** leads MU with 3.3 assists.
- Mizzou is 13th nationally with a scoring offense of 83.7 and 15th with a scoring margin of +13.6.

ABOUT THE RAZORBACKS

- Arkansas owns a 15-11 overall record with a 4-9 mark against SEC foes.
- The Razorbacks have lost two-straight, falling in tight road games to top-10 foes.
- Aidou Thiero leads Arkansas with 15.8 points and 6.0 rebounds per game.
- Johnell Davis and D.J. Wagner also score in double figures with 10.3 and 10.2 points, respectively, while Wagner adds a team-best 3.5 assists.
- The Razorbacks score 75.5 points per game, while allowing 68.8 defensively.

SERIES HISTORY

- In a series that dates back to 1950, Arkansas holds a 35-28 advantage over Mizzou.
- MU cruised to an 83-65 win earlier this season. Mizzou raced to an 18-2 lead and Arkansas was never closer than nine the rest of the way.
- In the return matchup, Mizzou aims to end a three-game losing streak in Fayetteville and post its first win in Bud Walton Arena since 2021.

MIZZOU THROUGH 13 SEC GAMES

- Through 13 conference games, the Tigers are tied for fourth place with an 9-4 record in SEC play.
- The 9-4 start is Missouri's best record through 13 league games since joining the SEC in 2012-13.
- With five games remaining, the Tigers are just two wins shy of their best SEC record of 11-7 – accomplished in 2012-13 and 2022-23.

IMPRESSIVE RESUME

- The Tigers are building a resume made for March after the victory over No. 4 Alabama Wednesday.
- Coupled with earlier wins in the season against No. 1 Kansas and at No. 5 Florida, Missouri and Auburn are the only two schools in the nation with three top-five victories.
- It also marks just the second time in MU history with three top-five wins – the 1988-89 team defeated No. 5 North Carolina, No. 1 Oklahoma and No. 2 Oklahoma.

NUMBERS BEHIND THE WIN

- Not only did Missouri post a strong win over No. 4 Alabama but did so in an impressive way.
- The team's 110 points are its most-ever in an SEC game – topping its previous standard of 98 – and second-most against a ranked foe in regulation.
- Additionally, the 110 points are tied for the ninth most in NCAA history in a regulation game against a top-five opponent and most since No. 4 Duke topped No. 2 Kentucky, 118-84, in 2018.
- The 12-point win is also tied for Mizzou's third largest against a top-five school and largest since topping No. 3 Oklahoma, 67-52, in 2003.

PLAYING ITS BEST BASKETBALL

- The win over Alabama Wednesday showcased how strong the Tigers are playing as of late.
- Mizzou has won its last three games by 10-plus points – the first time Mizzou has won three-straight by double figures in SEC play since 2013.
- Overall, Mizzou and Florida are the only two schools in the SEC this season with six wins by at least 12 points in conference play.

STAY HOT, MARK MITCHELL

- Junior **Mark Mitchell** has keyed the Tigers' hot stretch as of late.
- In its win over No. 4 Alabama, Mitchell tallied a career-best 31 points on 11-of-15 shooting.
- His 31-point performance came just one week after previously setting his career high with 25 points in a win over Oklahoma.
- Overall, in his last four games, Mitchell is tallying 20.5 points, 4.5 rebounds, 2.0 assists and 1.0 steals per game – shooting 63 percent.
- Mitchell now leads the team with 13.6 points per game, while ranking second with 4.7 rebounds.

LATE SURGE FROM ROBINSON

- One of the most improved players in the SEC, **Anthony Robinson II** is again playing his best basketball after a midseason slump.
- In his last three games, Robinson is tallying 13.0 points, 3.3 assists and 2.7 steals per game.
- His three-game surge came on the heels of a six-game stretch where he tallied 4.7 points and shooting 25.0 percent.
- The sophomore is now averaging 9.5 points and leads MU with 3.3 assists and 2.0 steals.

GATES NAMED TO WATCH LIST

- Whitten Family Head Coach **Dennis Gates** was recognized among the nation's best on Friday.
- Gates was one of 15 coaches nationally named to the Werner Ladder Naismith Men's Coach of the Year Watch List.
- It marks the second time in three years Gates was recognized on the watch list.

QUICK FACTS

BASIC INFORMATION

Location Columbia, Mo.
 Founded 1839
 Enrollment 30,667
 Nickname Tigers
 Colors Black & Gold
 Mascot Truman the Tiger
 Conference Southeastern Conference
 Chancellor Mun Choi
 Director of Athletics Laird Veatch
 Faculty Athletic Rep Pamela Bruzina
 Official Website MUTigers.com

HOME ARENA

Arena Mizzou Arena
 Court Norm Stewart Court
 Capacity 15,061
 Opened 2004

TEAM INFORMATION

2023-24 Final Record 8-24 (.250)
 SEC Record/Finish 0-18 / 14th
 SEC Tournament 0-1
 Postseason n/a
 Lettermen Returning/Lost 5/11
 Starters Returning/Lost 1/4
 Newcomers 11
 Social Media @MizzouHoops

MIZZOU HISTORY

First Season 1906-07
 All-Time Record * 1,711 - 1,251 (.578)
 All-Time SEC Record * 74 - 144 (.339)
 Conference Regular-Season Titles 15
 1918, 1920, 1921, 1922, 1930, 1939, 1940, 1976, 1980,
 1981, 1982, 1983, 1987, 1990, 1994
 Conference Tournament Titles Eight
 1978, 1982, 1987, 1989, 1991, 1993, 2009, 2012
 NCAA Tournaments * 29
 1944, 1976, 1978, 1980, 1981, 1982, 1983, 1986, 1987,
 1988, 1989, 1990, 1992, 1993, 1994*, 1995, 1999,
 2000, 2001, 2002, 2003, 2009, 2010, 2011, 2012, 2013,
 2018, 2021, 2023

* - record reflects 23 vacated wins from the 2013-14 season (nine SEC victories) and three vacated tournament wins from 1993-94 season

TIGERS IN THE RANKINGS

- Mizzou remains in the top 25 for a fifth-straight week – improving its place by six in both polls to No. 15 in the AP and No. 16 in the coaches polls.
- It marks the first time the Tigers have spent five-straight weeks in the polls since an 11-week run during the 2020-21 campaign.

GETTING TO THE LINE

- A large key to Mizzou's success this year is the team's march to the free-throw line.
- MU ranks first nationally with 20.1 makes per game from the free-throw line and third with 28.0 attempts.
- The Tigers have increased their attempts by 9.8 per game from a season ago when they ranked last in the SEC with 18.2 per game.

Free Throw Stats	23-24	24-25
Free Throws Made (NCAA Rank)	14.4 (133)	20.1 (1)
Free Throws Att. (NCAA Rank)	18.2 (227)	28.0 (3)
Free Throw Pct. (NCAA Rank)	79.2 (6)	71.9 (183)

- MU is also first nationally with a free-throw rate (FTA/FGA) of 49.6 percent and 10th by getting 24.0 percent of its points from the charity stripe.
- In Wednesday's win over Alabama, Mizzou shot 47 free throws – its most in a game since 2014.

PUTTING IT INTO PERSPECTIVE

- Through 26 games, Mizzou has already attempted 727 free throws.
- It already surpasses last season's total by 144 attempts and is the most by a Missouri team since it shot 732 times from the charity stripe eight years ago in 2016-17.
- MU's school record is 952 free-throw attempts in 1995-96. The 2024-25 Tigers are currently 225 attempts shy of that mark and with at least eight games remaining, would need to average just 28.1 per game to set a new school mark.

BEST AT DRAWING FOULS

- **Mark Mitchell's** key to success at Mizzou is his ability to get to the free-throw line.
- Mitchell attempted 18 free throws in its win over Oklahoma – the most by a Tiger since Jabari Brown had 18 on March 13, 2014.
- Overall, Mitchell – who ranks third in the SEC and 41st nationally with 167 free-throw attempts – is averaging 6.4 attempts per game, the most by a Tiger since Brown 11 seasons ago.
- Mitchell is also 16th nationally with a free-throw rate of 70.8 percent and 42nd by drawing 6.3 fouls per 40 minutes.

3-POINT SURGE

- Mizzou has coupled its free-throw shooting with a strong campaign behind the 3-point arc.
- The Tigers rank second in the SEC and 39th in the

country with a 3-point clip of 37.1 percent.

- The Tigers have improved their national ranking by 242 spots, increasing their average by 5.3 percent from last season when they shot 31.8 percent and placed 281st in the country.

THREE POINTS OF IMPORTANCE

- Hitting their shots from beyond the arc has been a key to success for the Tigers this season.
- In the team's 20 wins, Mizzou has made 39.5 percent of its 3-point attempts and 9.5 per game.
- In its six defeats, however, MU has made just 28.6 percent of its triples and 6.3 per game.
- Overall, the Tigers are 15-1 this season with eight or more triples in a game but just 5-5 with seven and fewer.

3-POINTERS + FREE THROWS

- What makes a successful team in the modern game is triples and free throws and the Tigers are one of the best to do it this season.
- MU is one of just two teams in the country with eight made 3-pointers (8.8) and 18.0 made free throws (20.1) per game, joining No. 4 Alabama.
- In fact, Mizzou is the first power-conference team to average eight triples and 20 free throws in a season since Oregon in 1994-95.

LET HIM GRILL

- The most important player for the Tigers to get going is senior **Caleb Grill**.
- Playing in 21 games this season, Grill is averaging 13.4 points per game, leading Mizzou with 59 made triples and a 3-point clip of 45.7 percent.
- Grill has played his best in the team's wins this season – leading MU with 16.0 points in victories but just 5.0 in defeats.

Caleb Grill Stats	Wins	Losses
Points Per Game	16.0	5.0
Field Goal Percentage	54.1	30.8
3-Point Percentage	50.9	15.8

- Mizzou is a perfect 12-0 this season when Grill scores at least 12 points in a game (4-5 when held under a dozen in games he played).

GRILL SIXTH IN THE NATION

- Overall, **Caleb Grill** ranks among the nation's elite in 3-point shooting.
- Grill currently ranks sixth in the country with a 45.7 percent clip from 3-point range.
- Overall, Grill is averaging 13.4 points per game in 2024-25, while ranking third in the SEC and 59th nationally with 2.81 triples per game.

SPECIALTY STATS

Opp.	Off TO	Paint	2nd Ch	Fast Br	Bench
Memphis	24	36	7	26	32
Howard	20	42	9	16	30
E Wash	17	30	12	2	50
MVSU	45	44	21	12	66
Pacific	24	28	12	13	57
UAPB	33	54	24	19	63
Lindenwood	7	42	18	14	64
California	20	50	5	17	31
Kansas	23	32	6	10	4
LIU	19	32	20	9	53
Jax State	14	28	14	13	40
Illinois	12	34	8	16	22
Alabama St	16	38	11	6	26
Auburn	15	24	9	17	47
LSU	20	24	16	4	26
Vandy	19	28	14	9	15
Florida	18	32	12	10	35
Arkansas	13	32	13	16	23
Texas	5	18	4	2	14
Ole Miss	13	18	8	17	31
Miss State	17	30	12	6	46
Tennessee	8	18	17	16	37
Texas A&M	18	30	9	17	26
Oklahoma	16	40	4	10	33
Georgia	18	44	17	19	30
Alabama	21	40	13	13	34
TOTAL	475	868	315	329	902
Avg	18.3	33.4	12.1	12.7	34.7

LARGEST LEADS & DEFICITS

Victory	72, vs. MVSU, 11/14
Defeat	16, at Auburn, 1/4
Lead	76, vs. MVSU, 11/14
Lead Blown	12, at Memphis, 11/4
Lead in Loss	12, at Memphis, 11/4
Halftime Lead	32, vs. MVSU, 11/14
Halftime Lead Blown	10, at Memphis, 11/4
Halftime Lead in Loss	10, at Memphis, 11/4
Deficit	26, at Auburn, 1/4
Deficit Overcome	18, vs. California, 12/3
Deficit in Win	18, vs. California, 12/3
Halftime Deficit	16, vs. California, 12/3
Halftime Deficit Overcome	16, vs. California, 12/3
Halftime Deficit in Win	16, vs. California, 12/3

ACTIVE CAREER LEADERS

Games Played	Warrick / Perkins	150
Games Started	Marques Warrick	121
Minutes	Marques Warrick	4,564
Points	Marques Warrick	2,404
3-Pointers	Marques Warrick	307
Rebounds	Josh Gray	520
Assists	Tony Perkins	381
Blocks	Josh Gray	75
Steals	Tony Perkins	166
Field Goal Pct.	Aidan Shaw	64.2
3-Point Pct.	Tamar Bates	37.1
FT Pct.	Tamar Bates	91.8

DOUBLE-DOUBLE THREAT

- Not just a shooter, **Caleb Grill** is coming off his first double-double of the season.
- Grill tallied 25 points, 10 rebounds, three assists and three steals versus No. 4 Alabama to record his third career double-double and his second as a Tiger.
- Overall, Grill is adding 3.7 rebounds, 1.6 steals and 1.1 assists to his 13.4 points per game.

HIGH EFFICIENCY FROM BATES

- Senior **Tamar Bates** has taken over the team lead in scoring and is doing it in an efficient manner.
- Bates is second on MU with 13.4 points, shooting 50.4 percent overall, 39.6 percent from 3-point range and 93.2 percent from the free-throw line.
- Bates is just 0.4 percent shy in 3-pointers from becoming the first Tiger in school history to shoot 50-40-90 in a season.
- In fact, Bates is one of just two players nationally – Stonehill's Todd Brogna the other – with 10 points per game, while shooting 50 percent overall, 35 percent from 3-point range and 90 percent from the charity stripe.

EARLY LEADERS

- The Tigers have made a habit of starting games strong and playing from ahead in the second half.
- Mizzou has had at least a 10-point halftime lead in 16-of-26 games this season, outscoring foes by an average of 9.4 points (41.7 to 32.3).

First Half Stats	Mizzou	Opponent
Average Points	41.7	32.3
Field Goal Percentage	48.4	42.0
3-Point Percentage	38.1	34.9

- Mizzou has led for the entirety of the second half in eight of its SEC wins this year (and 17 times overall), ahead by an average of 12.0 points at the break in its conference wins.
- Overall, the Tigers have had a halftime lead in 20-of-26 games this season. MU is 18-2 with an advantage at the break and 2-4 when trailing.

TOP 15 OFFENSE

- Not only does Mizzou own a top-20 offense but it is one of the most improved nationally.
- MU is 13th nationally with 83.7 points per game.
- Mizzou has improved its scoring offense by 11.5 points after they averaged 72.2 a season ago – the sixth-most improved scoring team nationally.

TOUGH TEAM TO PLAN FOR

- The Tigers are a difficult team to game plan for with the amount of weapons they have.
- Eight different players have led Mizzou in scoring this season.
- Overall, 12 different players have scored at least 10 points for Mizzou this season with five tallying 20-plus in a game.

BENCH POINTS

- The Tigers have featured one of the nation's top benches during the 2024-25 season.
- Missouri ranks fourth in the country with 36.0 bench points per game.

NCAA Bench Points Per Game

1. Southern	39.4	3. South Carolina St.	36.8
2. Hampton	37.2	4. Missouri	36.0

- Bench points have been the biggest factor as the MU starters have been outscored by opponents by 1.5 points (49.2 to 47.7) but its reserves have outscored foes by 15.1 (36.0 to 20.9).

CLEANING THE GLASS

- Rebounding is another area where the Tigers have shown a great deal of improvement.
- Mizzou has won the battle on the glass in 8-of-13 league games. In the previous two years, MU won the rebounding battle just once in 36 games.

Rebounding Stats

	2022-24	2024-25
Won Rebounding Battle / Games	1 / 36	8 / 13
MU Rebounds Per Game (SEC Only)	28.5	34.6
Opp. Rebounds Per Game (SEC Only)	37.9	32.6

- Overall, the Tigers rank fifth in SEC games with a defensive rebounding rate of 70.5 percent and seventh with an offensive rate of 32.1 after ranking 13th of 14 schools in both last season.

LEADER OF THE BOARD

- Graduate center **Josh Gray** has led the team's effort on the glass and has excelled in his role.
- Gray's priority for the Tigers in 2024-25 is on defense and rebounding as he leads Mizzou with 5.1 rebounds per game, including 5.5 in SEC play.
- The center has collected double-digit boards five times this season, including in four SEC contests.
- Gray tallied his first double-double as a Tiger in Mizzou's win over Mississippi State, scoring a season-best 10 points to go with 11 boards.

KEEPING IT CLEAN

- The Tigers have done a good job with its ball handling this season.
- In last Saturday's win, Mizzou collected 18 assists to just three turnovers against Georgia – a 6.0 assist-to-turnover ratio.
- Overall, the team's three turnovers tied a school record for fewest in a game, accomplishing the feat for the third time this season.
- MU is the only team nationally this season and the only SEC school in at least the last 20 years to have three games with three or fewer turnovers.
- Overall, the Tigers are averaging 10.5 miscues per game – the second-lowest in school history (averaged 10.2 in 2011-12).

STATISTIC RANKINGS

Team	Stat	SEC	NCAA
Scoring Offense	83.7	5th	13th
Field Goal Pct.	48.5	2nd	26th
Effective Field Goal Pct.	56.3	2nd	20th
3-Point FG Per Game	8.8	5th	80th
3-Point Pct.	37.1	2nd	39th
FTM Per Game	20.1	1st	1st
FTA Per Game	28.0	1st	3rd
Free Throw Pct.	71.9	10th	183rd
Offensive Rebounds	10.7	9th	172nd
Assists	13.9	10th	162nd
Turnovers Per Game	10.5	5th	50th
Assist-Turnover Ratio	1.33	9th	83rd
Fastbreak Points	12.7	6th	62nd
Bench Points	36.0	1st	4th

Scoring Defense	70.1	9th	129th
Field Goal Pct. Def.	42.8	13th	125th
3-Point Pct. Def.	34.0	13th	217th
Defensive Rebounds	24.1	14th	245th
Blocks	2.9	15th	234th
Steals	10.0	1st	5th
Turnovers Forced	14.5	3rd	39th

Scoring Margin	+13.6	4th	15th
Rebounds Per Game	34.7	14th	218th
Rebound Margin	+1.8	10th	158th
Turnover Margin	+4.0	3rd	14th
Fouls Per Game	17.2	11th	211th

Individual	Stat	SEC	NCAA
3-Point Field Goals Per Game			
Caleb Grill	2.81	3rd	59th

3-Point Percentage	Stat	SEC	NCAA
Caleb Grill	45.7	1st	6th

Free Throws Made	Player	Stat	SEC	NCAA
Mark Mitchell	107	6th	105th	
Anthony Robinson II	86	13th	239th	

Free Throw Attempts	Player	Stat	SEC	NCAA
Mark Mitchell	167	2nd	41st	

Free Throw Percentage	Player	Stat	SEC	NCAA
Tamar Bates	93.2	1st	5th	

Assist-Turnover Ratio	Player	Stat	SEC	NCAA
Anthony Robinson II	1.86	10th	163rd	

Steals Per Game	Player	Stat	SEC	NCAA
Anthony Robinson II	2.04	2nd	33rd	
Caleb Grill	1.62	14th	151st	
Tamar Bates	1.58	16th	176th	

as of Feb. 20

SEC STANDINGS

School	SEC			Overall			Home	Away	Neutral
	W	L	Pct.	W	L	Pct.			
#1/1 Auburn	12	1	.923	24	2	.923	11-1	7-1	6-0
#2/2 Florida	10	3	.769	23	3	.885	13-1	5-2	5-0
#4/4 Alabama	10	3	.769	21	5	.808	10-2	8-2	3-1
#15/16 Missouri	9	4	.692	20	6	.769	17-1	3-4	0-1
#7/7 Texas A&M	9	4	.692	20	6	.769	12-1	4-4	4-1
#6/6 Tennessee	8	5	.615	21	5	.808	14-1	4-4	3-0
#24/RV Ole Miss	8	5	.615	19	7	.731	11-3	5-3	3-1
#21/23 Mississippi State	7	6	.538	19	7	.731	9-4	6-2	4-1
#17/21 Kentucky	7	6	.538	18	8	.692	12-2	2-5	4-1
Vanderbilt	5	8	.385	17	9	.654	12-2	2-6	3-1
Texas	5	8	.385	16	10	.615	11-5	3-4	2-1
Georgia	4	9	.308	16	10	.615	13-3	1-6	2-1
Arkansas	4	9	.308	15	11	.577	10-4	3-5	2-2
Oklahoma	3	10	.231	16	10	.615	9-4	1-6	6-0
LSU	3	10	.231	14	12	.538	11-4	2-6	1-2
South Carolina	0	13	.000	10	16	.385	8-7	1-8	1-1

KEY NUMBER IS 80

- The most important number for Mizzou this season is 80, both offensively and defensively.
- The Tigers are 17-1 this season when scoring at least 80 points in a game but are just 3-5 when held under the number.
- On the opposite end, MU owns a 17-2 mark when holding teams under 80 points but are 3-4 when opponents hit the target.

50 PERCENT OR BETTER

- Mizzou has made 50 percent shooting the target.
- The Tigers have made at least half of their field goals in 11 games this season – they did so four times all of last year.
- Shooting 50 percent is almost a guaranteed win as MU is 29-1 under Coach Gates when hitting the mark, including a perfect 11-0 this year.

PERKINS GETTING COMFORTABLE

- Graduate guard **Tony Perkins** continues to get more comfortable with the Tigers in his first season with the program.
- In his last nine games, Perkins is averaging 9.3 points – shooting 51.0 percent from the field and 43.8 percent from 3-point range.
- Perkins also leads Mizzou with 3.0 assists during that span, posting a 3.4 assist-to-turnover ratio (27 assists to eight turnovers).
- Overall, Perkins, who battled a leg injury to start the year, is averaging 8.3 points and 2.5 assists.

THE CREWS MISSILE

- The team's top offseason addition from beyond the arc, **Jacob Crews** is starting to find his rhythm from 3-point range.
- In his last six games, Crews is averaging 7.8

points per game, shooting 47.6 percent from 3-point range (1.7 per game).

- Prior to the run, the graduate student was hitting 29.2 percent from beyond the arc with 1.0 triples per game.
- Overall, Crews is averaging 5.0 points this season with a 33.7 percent clip from three.

AUTOMATIC FROM CHARITY STRIPE

- **Tamar Bates** led the charge from the charity stripe last season and is looking to better his mark in 2024-25.
- Bates finished the 2023-24 season first in the SEC and sixth nationally with a 92.6 percent clip from the free-throw line – setting a new MU record.
- Bates is now aiming to top that mark as a senior as he is making 93.2 percent this season, ranking fifth in the NCAA.

Mizzou Free-Throw Record	Year	FTM-FTA	Pct.
1. Tamar Bates	2024-25	69- 74	93.2
2. Tamar Bates	2023-24	88- 95	92.6
3. Brian Grawer	1999-00	67- 74	90.5
4. Dru Smith	2019-20	123-138	89.9

- Additionally, Bates is first among active players nationally with a career mark of 91.8 percent from the free-throw line.

STRONG DEFENSIVE EFFORT

- The Tigers tallied their best defensive effort of the season last Wednesday against the Sooners.
- Mizzou held Oklahoma to 58 points and just 31.0 percent shooting in the 24-point win.
- It marked the fewest points allowed by Mizzou in an SEC game under head coach **Dennis Gates**.

MIZZOU RECORD WHEN...

	2024-25	Gates Era	Streak
Overall	20-6	53-40	W3
Home	17-1	39-15	W2
Road	3-4	10-19	W1
Neutral	0-1	4-6	L5
SEC Games	9-4	20-29	W3
Home	6-1	13-12	W2
Road	3-3	7-17	W1
Non-Conference	11-2	33-11	W1
Home	11-0	26-3	W12
Road	0-1	3-2	L2
Neutral	0-1	4-6	L5
vs. Ranked Teams	5-3	11-13	W1
vs. Unranked Teams	15-3	42-27	W2
November	6-1	20-3	W6
December	5-1	11-5	W1
January	5-2	9-14	W1
February	4-2	9-12	W3
March	--	4-6	L5
Monday	2-1	5-1	W2
Tuesday	4-1	10-7	L1
Wednesday	3-1	9-8	W2
Thursday	1-0	4-0	W4
Friday	2-0	4-2	W2
Saturday	6-2	15-20	W1
Sunday	2-1	6-3	L1
Leading at Halftime	18-2	41-9	W2
Trailing at Halftime	2-4	10-30	W1
Tied at Halftime	--	2-1	L1
Leading w/ 5:00 Left	19-2	46-5	W3
Trailing/Tied w/ 5:00 Left	1-4	7-35	L3
Overtime	--	2-1	L1
Decided by 1-5 points	2-3	11-9	L2
Decided by 6-10 points	4-2	13-14	W1
Decided by 11+ points	14-1	29-17	W6
Scoring 100+ Points	3-0	6-0	W50
Scoring 90-99	2-0	7-0	W23
Scoring 80-89	12-1	27-4	W2
Scoring 70-79	3-2	10-11	W1
Scoring 60-69	0-2	3-18	L10
Scoring 59 or less	0-1	0-7	L18
Opponent scores 100+	--	0-1	L8
Opp. Scores 90-99	2-0	3-6	W2
Opp. Scores 80-89	1-4	7-12	L1
Opp. Scores 70-79	4-0	16-15	W4
Opp. Scores 60-69	10-2	19-7	L1
Opp. Scores 59 or less	3-0	8-0	W8
Missouri FG% ≥ 50.0	11-0	29-1	W11
Opp. FG% ≥ 50.0	4-2	8-10	W2
Missouri FG% < 40.0	0-4	0-19	L29
Opp. FG% < 40.0	9-1	18-3	W2
MU Outshoots Opp.	17-1	44-8	W17
Opp. Outshoots MU	3-5	9-32	W1
Attempts More FTs	18-2	34-5	W7
Attempts Fewer FTs	2-4	20-33	L2
FTs Even	--	1-2	L2
Outrebound Opp.	14-1	21-4	W7
Outrebounded	5-5	29-36	W1
Rebounds Equal	1-0	3-0	W3
Commits Fewer Turnovers	15-3	47-22	W3
Commits More Turnovers	2-1	2-12	L1
Turnovers Even	3-2	4-6	W1
Commits Fewer Fouls	17-2	33-8	W6
Commits More Fouls	2-2	19-26	L1
Fouls Even	1-2	1-6	W1

TOP 10 IN STEALS

- The team's strength on defense is its ability to create turnovers and gain extra possessions.
- Mizzou currently ranks fifth in the country with 10.0 steals per game.
- Sophomore **Anthony Robinson II** leads MU and ranks 33rd nationally with 2.04 steals per game, while **Caleb Grill** (1.62) and **Tamar Bates** (1.58) also rank in the top 250 nationally.

ROAD WARRIORS

- The Tigers have made their mark in each of their three road wins this season, aiming to extend their success on Saturday at Arkansas.
- Mizzou is the only team to win at No. 5 Florida with its 83-82 win on Jan. 14. It was the Tigers' first road win over a top-five school since 2012 when they beat No. 3 Baylor.
- The Tigers earned their second road win on Feb. 1 at Mississippi State, 88-61. It marked Mizzou's largest road win over a ranked team in its history.
- It's the first time since 1999 that MU won multiple road games over ranked teams in the same year.
- Finally, last Saturday, Mizzou defeated a Georgia team by 13 points, 87-74. The Bulldogs entered the game with a 13-2 home record and their two losses were by a combined three points to Auburn and Mississippi State.

MITCHELL DOES IT ALL FOR MIZZOU

- **Mark Mitchell** has done a little bit of everything for the Tigers.
- Mitchell is first on the team in scoring (13.6), second in rebounds (4.7), third in assists (4.8), third in steals (3.0) and first in blocks (2.3).
- In fact, Mitchell is one of just five players in the country from a Power-5 conference (two from the SEC) to total 350 points, 100 rebounds, 40 assists, 30 steals and 20 blocks this season.

LEARNING FROM THE POINT GOD

- **Tony Perkins** spent some of his summer learning from Chris Paul as he was one of 12 players nationally to earn an invite to his camp.
- Perkins participated in the Chris Paul Elite Guard Camp from June 30 to July 3 this summer.
- A two-time All-Big Ten guard, Perkins averaged 14.0 points and 4.6 assists at Iowa last season.

GATES WINS 100TH GAME

- The Tigers celebrated a milestone for head coach **Dennis Gates** in their win at No. 14 Mississippi State on Feb. 1.
- The victory marked the 100th in the career for Gates. Now with 103 victories, he has totaled 53 at Mizzou in 50 at Cleveland State.

SOPHOMORE SURGES

- Sophomores **Trent Pierce** and **Anthony Robinson II** have shown an improved look in 2024-25.
- During their rookie seasons, the duo combined for 5.7 points (3.9 for Robinson and 1.8 for Pierce).
- As sophomores, Robinson (9.5) and Pierce (7.4) have nearly tripled their output, combining for 16.9 points per game.

HERE'S TO YOU, MR. ROBINSON

- Overall, sophomore **Anthony Robinson II** ranks as one of the nation's most improved players.
- Most notably, Robinson has increased his scoring by 5.5 points and his assists by 2.30 per game.

Anthony Robinson II	23-24	24-25	Diff.
Points Per Game	3.9	9.5	+5.6
Assists Per Game	0.98	3.28	+2.30
Steals Per Game	1.27	2.04	+0.77
Field Goal Percentage	36.7	49.6	+13.2%
3-Point Percentage	20.5	41.0	+20.5%

- The sophomore now ranks fourth on the team in scoring (9.5), first in assists (3.28), first in steals (2.04) and fifth in rebounding (3.3).

ROBINSON DOES IT ALL

- **Anthony Robinson II** can do it all for MU this year.
- On Nov. 24, Robinson tallied his first collegiate double-double, recording a complete stat line with 11 points, 11 rebounds and seven assists.
- The sophomore again showcased his all-around game in the victory over California on Dec. 3 – tallying a career-best 29 points (20 in a second-half rally), six assists and zero turnovers.
- Finally, in its win at Georgia on Feb. 15, Robinson led Mizzou with 15 points, seven assists, five rebounds and four steals. He is the first Tiger to hit all four of those marks in a conference game since Phil Pressey in 2012.

PIERCE ADDS TO MIZZOU SURGE

- Sophomore **Trent Pierce** has also shown a great amount of improvement from his freshman to his sophomore campaign.
- Pierce is averaging 7.4 points this season – an increase of 5.6 points per game – while shooting 47.4 percent from the field and 30.5 percent from 3-point range.

Trent Pierce	23-24	24-25	Diff.
Points Per Game	1.8	7.4	+5.6
Field Goal Percentage	34.8	47.4	+12.6%
3-Point Percentage	17.2	30.5	+13.3%

TIGER RADIO NETWORK

City	Call Letters	Station
Ava	KKOZ	92.1 FM
Ava	KKOZ	1430 AM
Bethany	KAAN	95.5 FM
Cameron	KMRN	99.3 FM
Cameron	KMRN	1360 AM
Cape Girardeau	KGIR	93.5 FM
Caruthersville	KCRV	105.1 FM
Columbia	KCMQ	96.7 FM
Columbia	KCMQ	103.1 FM
Columbia	KTGR	105.1 FM
Columbia	KTGR	1580 AM
Farmington	KREI	800 AM
Festus	KJFF	1400 AM
Fulton	KTGR	100.5 FM
Hannibal	KHMO	1070 AM
Houston	KBTC	105.7 FM
Houston	KBTC	1250 AM
Joplin	WMBH	101.3 FM
Joplin	WMBH	1560 AM
Kansas City	KMBZ	980 AM
Kennett	KMIS	1050 AM
Kirkville	KTUF	93.7 FM
Macon	KIRK	99.9 FM
Marceline	KDWD	99.1 FM
Marshall	KMMO	102.9 FM
Marshall	KMMO	1300 AM
Mexico	KXEO	1340 AM
Monett	KRMO	990 AM
Monroe City	KWBZ	107.5 FM
Nevada	KNEM	1240 AM
Nevada	KNMO	97.5 FM
Nevada	KNEM	99.9 FM
Poplar Bluff	KLID	1340 AM
Rolla	KDAA	103.1 FM
Salem	KSMO	1340 AM
Sedalia	KSIS	1050 AM
Springfield	KBFL	96.9 FM
Springfield	KBFL	1060 AM
St. Joseph	KFEQ	95.3 FM
St. Joseph	KFEQ	680 AM
St. Louis	KTRS	550 AM
St. Louis	KTRS	106.1 FM
Sullivan	KTUI	102.1 FM
Trenton	KTTN	92.3 FM
Troy	KYRO	105.3 FM
Troy	KYRO	1280 AM
Versailles	KTKS	95.1 FM
West Plains	KSPQ	93.9 FM

SIXTH MAN CANDIDATE

- **Caleb Grill** is doing his damage this season while coming off the bench.
- Among players that have started five or fewer games, Grill ranks first nationally among Power 5 players with his 13.4 points per game.
- Additionally, Grill's 13.4 points are the second most by a player coming off the bench in Mizzou history – just shy of Michael Dixon, who averaged 13.5 points in 2011-12.

GRILL MASTER

- Graduate guard **Caleb Grill** had a career-best game to lead the Tigers to a win over Eastern Washington on Nov 11.
- Grill tallied a personal-best 33 points, connecting on 10-of-13 field goals and 8-of-10 triples.
- His 33 points top his previous high of 31, while also matching his best with eight 3-pointers.
- Grill has tallied 12.8 points in 20 games, while leading MU with 56 made 3-pointers and a mark of 46.7 percent from beyond the arc (56-120).

NUMBERS BEHIND THE TRIPLES

- **Caleb Grill** not only had a career night but one of the best by a Tiger behind the arc.
- Grill's eight triples are tied for the third most in school history, while also matching the Mizzou Arena record – tying the mark of Torrence Watson (2019) and Xavier Pinson (2021).
- His 80.0 percent clip is also the highest mark by a Tiger with at least 10 attempts in school history.

MAKING IT A HABIT

- Overall, **Caleb Grill** has made it a common occurrence to knock down multiple triples.
- The graduate student has connected on at least six 3-pointers in four games this season.
- Grill is the first Tiger with four games of six made triples since Marcus Denmon in 2011-12 and one of 24 players nationally to do so this season.

THREE JOIN 1,000 POINT CLUB

- **Tamar Bates**, **Caleb Grill** and **Mark Mitchell** celebrated joining the 1,000-point club this year.
- Bates and Grill both reached the milestone in the first half of the win over Arkansas on Jan. 18, while Mitchell joined the club on Feb. 12.
- The trio join **Marques Warrick** and **Tony Perkins**, who have already hit the four-digit milestone during their careers.

Mizzou Active Scoring Leaders

1. Marques Warrick	2,404	4. Tamar Bates	1,119
2. Tony Perkins	1,375	5. Mark Mitchell	1,054
3. Caleb Grill	1,127	6. Jacob Crews	860

NATION'S NO. 6 SCORER

- Overall, **Marques Warrick** ranks as one of the country's top scorers.
- Warrick is currently the nation's active sixth-leading scorer, totaling 2,404 career points in 150 games (16.0 per game).

NCAA Scoring Leaders		GP	Points
1. Hunter Dickinson	Kansas	153	2,631
Mark Sears	Alabama	159	2,631
3. RJ Davis	North Carolina	165	2,560
4. Caleb Love	Arizona	163	2,534
5. Johni Broome	Auburn	156	2,460
6. Marques Warrick	Missouri	150	2,404

- A four-time All-Horizon League selection, Warrick set the Northern Kentucky record with 2,246 points during his career.
- Warrick is currently averaging 6.3 points – shooting career-best totals of 47.8 percent overall and 42.9 percent from 3-point range.

MIZZOU DEFEATS NO. 1

- The top highlight of the season so far for MU was defeating the nation's top-ranked team in Kansas on Dec. 8, marking the program's fifth No. 1 win.
- MU is now 5-20 all-time against the No. 1 team, earning its first win since defeating KU in 1997.
- The Tigers also posted wins over the top-ranked team in 1989 (Oklahoma) and 1990 (Kansas twice).

BATES LEADS MIZZOU VERSUS KU

- Senior **Tamar Bates** was the star of the Tigers' win over No. 1 Kansas on Dec. 8.
- Bates surpassed his season high in points by halftime with 18 in the first 20 minutes before finishing with 29 points.
- His 29 points are the second-most by a Tiger in 25 games against a No. 1 team, surpassed only by Byron Irvin's 34 against Oklahoma in 1989.
- In addition, Bates matched his career high with five steals, becoming just the third player in the last 50 years with 25 points and five steals in a win over No. 1 – joining UCLA's Reggie Miller in 1986 and West Virginia's Jaysean Paige in 2016.

WEEKLY HONORS

- Following the victory over No. 1 Kansas, **Tamar Bates** earned multiple weekly honors.
- The senior guard collected SEC Player of the Week accolades, March Madness National Player of the Week honors and was named to Dickie V's Weekly Stars.
- **Caleb Grill** was also named SEC Player of the Week following wins over No. 5 Florida and Arkansas, while head coach **Dennis Gates** was named the Dickie V National Coach of the Week.

RECORD WIN

- Another early-season highlight for MU was a record win over Mississippi Valley State (Nov. 14).
- The Tigers posted a 111-39 win over MVSU with its 72-point victory matching the largest win in MU history.
- Overall, it marked the third time Mizzou posted a 72-point victory – first doing so in 1976 against MacMurray (106-34) before matching the mark in 1995 against Chicago State (117-45).

OH CAPTAIN! MY CAPTAIN!

- Three Tigers are set to serve as team captains during the 2024-25 campaign.
- Sixth-year players **Caleb Grill** and **Jeremy Sanchez** and senior **Tamar Bates** are all set to serve in leadership roles this season.

NEW FACES

- The Tigers feature a new look in 2024-25 as MU welcomed a pair of highly-regarded classes.
- MU started by signing the No. 5 freshman class.
- It marks the second-best class ever signed by the Tigers – second only to the No. 4 class in 2017 that featured Michael Porter Jr.
- Mizzou then added the nation's No. 13 transfer class in the spring.
- Overall, MU is one of just three teams nationally to own a top-15 freshman and transfer class – joining Alabama and Arkansas.

NEWCOMER INDIVIDUAL RANKS

- With highly-ranked newcomer classes, it's no surprise to see a number of top individuals.
- Among the transfers, Mizzou features three players that ranked in the top 30 – **Mark Mitchell** (No. 7, CBS Sports), **Tony Perkins** (No. 13, CBS Sports) and **Marques Warrick** (No. 28, Rivals).
- The highlight of the freshman class is two-time Arkansas Player of the Year **Annor Boateng**.
- Boateng is ranked as high as No. 26 nationally – the highest ranked Mizzou freshman since Michael Porter Jr. in 2017.

TOP THREE-POINT THREAT

- **Jacob Crews** is a dangerous man beyond the arc.
- Crews joins the Tigers after spending the 2023-24 campaign at UT Martin, averaging 19.1 points and 8.2 rebounds per game.
- Crews did a lot of his damage from 3-point range, ranking 19th nationally with a mark of 41.4 percent and 39th with 2.78 per game.
- In 24 games this season, Crews is averaging 5.0 points, shooting 32.9 percent from three.

AVOIDING THE INJURY BUG

- The Tigers are hoping to have some injury luck this season, unlike last year.

- Mizzou players missed a total of 111 games in 2023-24 or 21.7 percent of possible contests due to injury or other off-the-court reasons (illness, death in the family, etc.).
- The Tigers' most notable absence was **Caleb Grill** with MU going 7-2 with the guard in the lineup and 1-22 without.

BEATING CANCER

- The Tigers have already claimed victory in their biggest fight this year.
- On Oct. 18, assistant to the head coach/senior advisor **David "Dickey" Nutt** announced that he was declared cancer free.
- Nutt, who served as an assistant coach on the staff in 2022-23 and 2023-24, had initially announced on Feb. 1, 2024 that he was taking a leave of absence to begin his fight.

THROWING IT BACK

- The Tigers are going old school with their jerseys in 2024-25, returning to its Block M uniforms.
- It marks the first time MU will wear the jerseys full time since doing so from 1973 to 1996.
- During its 23 seasons with the design, Mizzou posted a 488-233 record with eight conference titles and 15 NCAA Tournament bids.
- Eight All-Americans also wore the uniform in addition to 24 NBA Draft selections.

CAN'T TEACH HEIGHT

- The Tigers are one of the nation's tallest teams this season.
- Mizzou and Southeast Missouri are the only two teams in the nation to feature three seven-footers on its roster this season – **Trent Burns** (7-5), **Josh Gray** (7-0) and **Peyton Marshall** (7-0).
- Additionally, Burns is the tied for the tallest player in school history and the second-tallest in the nation this season, behind only Florida's Olivier Rioux at 7-9.

SUMMERS ADDED AS ASSISTANT

- **Rob Summers** joined the Mizzou program as an assistant coach this summer.
- Summers spent the last two seasons as associate head coach at Miami (Ohio) and was an assistant at Cleveland State under **Dennis Gates** for three years prior to his time with the RedHawks.
- A 7-footer, Summers will work directly with the team's post players at Mizzou, while also serving as the team's offensive coordinator.

MU SLATED 13TH IN SEC POLL

- Missouri was picked to finish 13th in the SEC this season, as voted on by the league's media.
- Alabama was picked first in the preseason rankings, followed by Auburn, Tennessee, Arkansas and Texas A&M in the top five.

TIGERS SIGN TWO

- Mizzou signed a pair of in-state recruits on the first day of the early signing period Wednesday.
- **Aaron Rowe** from Columbia and **Nicholas Randall** out of St. Louis are both set to join Mizzou next fall.
- MU currently owns the No. 28 class in the nation, marking the third-straight season in the top 30 (No. 27 in 2023 and No. 5 in 2024).

EIGHT CORE VALUES

- One goal of Coach Gates in building a program is to instill eight core values in the student-athletes that they carry into the classroom, on the court and into the community.
- The eight core values are: friendship, love, accountability, trust, discipline, unselfishness, enthusiasm and toughness.

TIGERS IN THE NBA

- Four former Tigers are starting the season playing in the NBA, with another six on stiffs.
- **Kobe Brown** (Clippers), **Jordan Clarkson** (Jazz), **Michael Porter Jr.** (Nuggets) and **Dru Smith** (Heat) are all on rosters this season.
- In the front office, former MU players include **Josh Kroenke** (Nuggets President), **Quin Snyder** (Hawks coach), **DeMarre Carroll** (Cavs assistant), **Larry Drew** (Clippers assistant), **Phil Pressey** (Celtics assistant) and **Jarrett Sutton** (Pelicans scout).
- A former Tiger has won the NBA title in the last two seasons with Porter winning the championship in 2023 and Pressey in 2024.

TOP OF THE CLASS

- The Tigers have excelled in the classroom under Dennis Gates.
- Mizzou has set both its fall (3.46 in 2022) and spring (3.22 in 2024) semester GPA records under Gates' leadership.
- In addition, Mizzou has claimed the SEC Scholar-Athlete of the Year in each of the last two seasons – **Kobe Brown** in 2022-23 and **Sean East II** in 2023-24.

VOICE OF THE TIGERS

- The Voice of the Tigers, **Mike Kelly** is in his 33rd season calling games for the Missouri men's basketball team.
- Kelly has called 1,056 games, celebrating his milestone 1,000th game versus LSU in 2023.
- Kelly has also served as the school's football play-by-play announcer since 1994.

AP POLL

1. Auburn (59)	24-2	1499
2. Florida (1)	23-3	1387
3. Duke	23-3	1382
4. Alabama	21-5	1335
5. Houston	22-4	1290
6. Tennessee	21-5	1147
7. Texas A&M	20-6	1140
8. Iowa State	21-5	1034
9. Texas Tech	20-6	969
10. St. John's	23-4	933
11. Wisconsin	21-5	879
12. Michigan	20-5	734
13. Purdue	19-8	724
14. Michigan State	21-5	724
15. Missouri	20-6	573
16. Marquette	20-6	527
17. Kentucky	18-8	518
18. Clemson	21-5	499
19. Arizona	18-8	362
20. Maryland	20-6	361
21. Mississippi State	19-7	325
22. Memphis	21-5	308
23. Kansas	17-9	193
24. Ole Miss	19-7	177
25. Louisville	20-6	137

RV: New Mexico (117), Saint Mary's (63), UCLA (56), Creighton (27), Illinois (22), UConn (20), George Mason (15), Gonzaga (14), High Point (1).

USA TODAY COACHES POLL

1. Auburn (31)	24-2	775
2. Florida	23-3	712
3. Duke	23-3	704
4. Alabama	21-5	692
5. Houston	22-4	672
6. Tennessee	21-5	605
7. Texas A&M	20-6	570
8. Iowa State	21-5	534
9. St. John's	23-4	501
10. Texas Tech	20-6	488
11. Wisconsin	21-5	441
12. Michigan	20-5	413
13. Michigan State	21-5	407
14. Purdue	19-8	388
15. Marquette	20-6	284
16. Missouri	20-6	272
17. Clemson	21-5	267
18. Arizona	18-8	223
19. Memphis	21-5	184
20. Maryland	20-6	20-6
21. Kentucky	18-8	162
22. Louisville	20-6	109
23. Mississippi State	19-7	106
24. Saint Mary's	24-4	86
25. Kansas	17-9	69

RV: Ole Miss (64), UCLA (49), New Mexico (41), Creighton (37), Gonzaga (15), UConn (11), Illinois (5), UC San Diego (3), VCU (2), George Mason (1).

MIZZOU WEEK-BY-WEEK

	PRE	N11	N18	N25	D02	D09	D16	D23	D30	J06	J13	J20	J27	F03	F10	F17	F24	M03	M10	FINAL
AP Poll	--	--	--	--	--	RV	RV	RV	RV	RV	RV	22	20	15	21	15				
Coaches	--	--	--	--	--	RV	RV	RV	RV	--	RV	24	21	16	22	16				

MIZZOU vs AP TOP 25

141-262 OVERALL	73-77 HOME	30-119 AWAY	38-66 NEUTRAL	W1 STREAK
---------------------------	----------------------	-----------------------	-------------------------	---------------------

RECORD VERSUS AND LAST TIME THAT...

Ranks	Overall	Home	Away	Neutral	Streak	Last Win
No. 1	5-20	4-5	1-8	0-7	W1	76-67, vs. #1 Kansas (12/8/24)
Top Five	26-93	16-30	5-38	5-25	W1	110-98, vs. #4 Alabama (2/19/25)
Top 10	53-150	32-46	11-62	10-42	W1	110-98, vs. #4 Alabama (2/19/25)
Top 15	85-183	47-56	20-76	18-51	W1	110-98, vs. #4 Alabama (2/19/25)
Top 20	121-230	65-70	27-99	29-61	W1	110-98, vs. #4 Alabama (2/19/25)
OVERALL	141-262	73-77	30-119	38-66	W1	110-98, vs. #4 Alabama (2/19/25)

RANKED MEETINGS WITH ARKANSAS

Date	Winner	Loser	Location
12/18/50	#8 Missouri 54	Arkansas 32	Columbia, Mo.
12/15/54	#6 Missouri 77	Arkansas 58	Columbia, Mo.
11/28/80	#20 Arkansas 81	#11 Missouri 73	Anchorage, Alaska
12/28/88	#11 Missouri 83	Arkansas 78	Columbia, Mo.
12/13/89	#4 Missouri 89	#7 Arkansas 88	Fayetteville, Ark.
12/8/90	#3 Arkansas 95	Missouri 82	Columbia, Mo.
12/7/91	Missouri 87	#11 Arkansas 76	Fayetteville, Ark.
12/19/92	#12 Arkansas 73	Missouri 68	Columbia, Mo.
12/2/93	#2 Arkansas 120	Missouri 68	Fayetteville, Ark.
12/3/94	#4 Arkansas 94	Missouri 71	Columbia, Mo.
12/5/95	Arkansas 104	#11 Missouri 93	Fayetteville, Ark.
12/7/96	#22 Arkansas 80	Missouri 76	Columbia, Mo.
12/6/97	#18 Arkansas 75	Missouri 46	Fayetteville, Ark.
2/18/15	#18 Arkansas 84	Missouri 69	Fayetteville, Ark.
1/2/21	#12 Missouri 81	Arkansas 68	Fayetteville, Ark.
2/13/21	Arkansas 86	#10 Missouri 81	Columbia, Mo.
3/12/21	#8 Arkansas 70	Missouri 64	Nashville, Tenn.
2/15/22	#23 Arkansas 76	Missouri 57	Columbia, Mo.
1/4/23	#13 Arkansas 74	#20 Missouri 68	Fayetteville, Ark.
1/18/23	Missouri 79	#25 Arkansas 76	Columbia, Mo.

Both Teams Ranked: Arkansas, 2-1
 Only Mizzou Ranked: Missouri, 4-2
 Only Arkansas Ranked: Arkansas, 9-2

RANKINGS FACTS & FIGURES

Mizzou, Auburn, Clemson, Florida and West Virginia are the only five teams in the nation with multiple top-five wins this year as the Tigers have accomplished the feat for the first time since 2008-09. Overall, it marks the sixth time in school history with two-plus top-five wins (also in 1988-89, 1989-90, 1993-94 and 2002-03).

Opponent	Score	1H	2H	OTs	FGM	FGA	PCT.	3PM	3PA	PCT.	FTM	FTA	PCT.	OFF	DEF	REB	PF	A	TO	STL	BLK
Missouri at Memphis	L, 75-83	42	33	--	26	57	45.6	7	24	29.2	16	25	64.0	10	20	30	24	16	14	11	2
		32	51	--	26	58	44.8	8	20	40.0	23	29	79.3	13	24	37	24	16	16	8	3
Missouri vs. Howard	W, 77-62	40	37	--	24	51	47.1	3	22	13.6	26	31	83.9	8	26	34	14	9	12	11	4
		28	34	--	22	55	40.0	10	19	52.6	8	10	80.0	8	21	29	19	14	17	5	0
Missouri vs. Eastern Washington	W, 84-77	45	39	--	26	48	54.2	10	18	55.6	22	31	71.0	8	20	28	13	13	13	8	3
		33	44	--	29	56	51.8	9	25	36.0	10	12	83.3	8	20	28	25	16	14	7	1
Missouri vs. Mississippi Valley State	W, 111-39	51	60	--	37	65	56.9	15	31	48.4	22	35	62.9	18	24	42	14	21	5	15	4
		19	20	--	13	48	27.1	1	10	10.0	12	15	80.0	11	17	28	22	3	23	2	5
Missouri vs. Pacific	W, 91-56	54	37	--	30	61	49.2	14	30	46.7	17	23	73.9	12	26	38	13	16	6	9	2
		31	25	--	22	59	37.3	6	29	20.7	6	8	75.0	11	21	32	17	12	14	4	4
Missouri vs. Arkansas - Pine Bluff	W, 112-63	52	60	--	37	71	52.1	9	32	28.1	29	41	70.7	19	31	50	14	15	8	13	5
		25	38	--	22	62	35.5	9	28	32.1	10	14	71.4	11	21	32	29	10	19	6	1
Missouri vs. Lindenwood	W, 81-61	37	44	--	27	54	50.0	5	22	22.7	22	29	75.9	15	31	46	16	11	20	7	5
		27	34	--	21	59	35.6	3	20	15.0	16	21	76.2	9	16	25	20	6	12	13	2
Missouri vs. California	W, 98-93	35	63	--	35	53	66.0	3	9	33.3	25	38	65.8	5	19	24	21	13	11	9	6
		51	42	--	31	62	50.0	10	24	41.7	21	25	84.0	14	20	34	24	18	15	10	2
Missouri vs. #1/1 Kansas	W, 76-67	39	37	--	23	52	44.2	4	13	30.8	26	31	83.9	6	23	29	14	8	11	14	4
		25	42	--	25	63	39.7	8	23	34.8	9	11	81.8	16	24	40	19	13	22	5	5
Missouri vs. LIU	W, 88-61	45	43	--	31	55	56.4	14	28	50.0	12	19	63.2	11	24	35	10	20	13	10	7
		24	37	--	24	64	37.5	8	24	33.3	5	6	83.3	16	16	32	17	11	15	6	2
Missouri vs. Jacksonville State	W, 83-72	41	42	--	28	56	50.0	12	25	48.0	15	22	68.2	9	19	28	12	14	3	9	5
		40	32	--	27	60	45.0	9	22	40.9	9	13	69.2	16	23	39	16	9	12	1	2
Missouri vs. Illinois (St. Louis)	L, 77-80	32	45	--	23	58	39.7	3	13	23.1	28	37	75.7	9	21	30	20	6	9	12	3
		37	43	--	25	57	43.9	8	26	30.8	22	23	95.7	12	30	42	24	12	17	4	3
Missouri vs. Alabama State	W, 82-65	42	40	--	29	58	50.0	9	29	31.0	15	18	83.3	8	30	38	13	15	12	6	2
		24	41	--	25	65	38.5	8	20	40.0	7	10	70.0	10	22	32	14	9	12	11	3
Missouri at #2/2 Auburn	L, 68-84	33	35	--	21	55	38.2	7	23	30.4	19	26	73.1	13	18	31	20	12	16	13	1
		45	39	--	28	49	57.1	10	21	47.6	18	24	75.0	6	23	29	21	18	16	9	9
Missouri vs. LSU	W, 83-67	42	41	--	25	54	46.3	12	25	48.0	21	27	77.8	11	26	37	18	16	11	10	1
		27	40	--	23	54	42.6	8	20	40.0	13	19	68.4	8	21	29	23	12	14	6	3
Missouri vs. Vanderbilt	W, 75-66	41	34	--	24	49	49.0	10	24	41.7	17	25	68.0	9	24	33	16	15	14	6	3
		32	34	--	21	52	40.4	8	18	44.4	16	20	80.0	9	20	29	21	11	14	7	2
Missouri at #5/4 Florida	W, 83-82	50	33	--	27	61	44.3	11	29	37.9	18	29	62.1	15	21	36	24	15	8	12	1
		34	48	--	26	54	48.1	9	25	36.0	21	31	67.7	12	25	37	23	9	13	5	3
Missouri vs. Arkansas	W, 83-65	52	31	--	29	63	46.0	11	23	47.8	14	19	73.7	11	28	39	14	20	9	10	0
		35	30	--	28	63	44.4	5	23	21.7	4	8	50.0	10	28	38	18	13	13	6	8
Missouri at Texas	L, 53-61	25	28	--	15	48	31.3	4	22	18.2	19	27	70.4	8	23	31	26	6	10	5	1
		32	29	--	17	50	34.0	4	20	20.0	23	30	76.7	14	25	39	18	7	10	5	3
Missouri vs. #16/16 Ole Miss	W, 83-75	38	45	--	22	49	44.9	11	25	44.0	28	39	71.8	11	28	39	19	14	16	12	2
		31	44	--	28	58	48.3	6	20	30.0	13	18	72.2	5	23	28	24	11	13	10	2
Missouri at #14/13 Mississippi State	W, 88-61	45	43	--	33	60	55.0	15	32	46.9	7	10	70.0	10	29	39	18	18	11	8	3
		31	30	--	20	55	36.4	8	26	30.8	13	20	65.0	11	20	31	11	11	11	6	5
Missouri at #4/4 Tennessee	L, 81-85	34	47	--	25	60	41.7	12	30	40.0	19	29	65.5	11	19	30	24	11	3	8	0
		28	57	--	27	54	50.0	10	15	66.7	21	30	70.0	11	27	38	19	21	11	3	8
Missouri vs. #10/13 Texas A&M	L, 64-67	29	35	--	21	53	39.6	5	21	23.8	17	20	85.0	11	21	32	19	10	14	10	4
		38	29	--	24	53	45.3	5	19	26.3	14	23	60.9	11	23	34	19	8	13	7	6
Missouri vs. Oklahoma	W, 82-58	44	38	--	26	48	54.2	4	12	33.3	26	35	74.3	3	32	35	21	11	12	12	3
		24	34	--	18	58	31.0	5	22	22.7	17	24	70.8	12	20	32	24	6	17	10	2
Missouri at Georgia	W, 87-74	38	49	--	33	70	47.1	9	29	31.0	12	14	85.7	17	19	36	13	18	3	9	1
		41	33	--	31	59	52.5	5	17	29.4	7	10	70.0	10	17	27	13	15	99	1	7
Missouri vs. #4/4 Alabama	W, 110-98	59	51	--	35	58	60.3	9	23	39.1	31	47	66.0	9	23	32	19	18	8	12	4
		46	52	--	35	65	53.8	13	31	41.9	15	21	71.4	11	22	33	31	16	14	4	1
Missouri at Arkansas																					
Missouri vs. South Carolina																					
Missouri at Vanderbilt																					
Missouri at Oklahoma																					
Missouri vs. Kentucky																					

DATE	OPPONENT	RESULT	RECORD	SEC	HIGH POINTS	HIGH REBOUNDS	HIGH ASSISTS	ATTEND.
Nov. 4	at Memphis	L, 75-83	0-1	--	Anthony Robinson II (16)	Mark Mitchell (7)	Anthony Robinson II (7)	11,709
Nov. 8	HOWARD	W, 77-62	1-1	--	Tamar Bates (17)	Mark Mitchell (8)	Perkins / Bates (2)	11,044
Nov. 11	EASTERN WASHINGTON	W, 84-77	2-1	--	Caleb Grill (33)	Caleb Grill (9)	Tony Perkins (5)	8,912
Nov. 14	MISSISSIPPI VALLEY ST	W, 111-39	3-1	--	Marques Warrick (16)	Aidan Shaw (6)	Marques Warrick (6)	8,889
Nov. 22	PACIFIC	W, 91-56	4-1	--	Caleb Grill (25)	Josh Gray (7)	Marques Warrick (5)	9,564
Nov. 24	ARKANSAS - PINE BLUFF	W, 112-63	5-1	--	Mark Mitchell (20)	Anthony Robinson II (11)	Anthony Robinson II (7)	8,496
Nov. 27	LINDENWOOD	W, 81-61	6-1	--	Tony Perkins (18)	Josh Gray (8)	Anthony Robinson II (5)	9,298
Dec. 3	CALIFORNIA	W, 98-93	7-1	--	Anthony Robinson II (29)	Mitchell / Gray (5)	Anthony Robinson II (6)	9,791
Dec. 8	#1/1 KANSAS	W, 76-67	8-1	--	Tamar Bates (29)	Josh Gray (10)	Anthony Robinson II (3)	15,061
Dec. 14	LIU	W, 88-61	9-1	--	Trent Pierce (24)	Mark Mitchell (7)	Mark Mitchell (5)	8,969
Dec. 17	JACKSONVILLE STATE	W, 83-72	10-1	--	Jacob Crews (19)	Mark Mitchell (6)	Mark Mitchell (6)	8,515
Dec. 22	vs. Illinois	L, 77-80	10-2	--	Mitchell / Perkins (18)	Mitchell / Perkins (6)	Tony Perkins (3)	18,497
Dec. 30	ALABAMA STATE	W, 82-65	11-2	--	Tamar Bates (16)	Trent Pierce (8)	Marques Warrick (4)	9,981
Jan. 4	at #2/2 Auburn	L, 68-84	11-3	0-1	Marques Warrick (19)	Marcus Allen (5)	Tony Perkins (3)	9,121
Jan. 7	LSU	W, 83-67	12-3	1-1	Tamar Bates (20)	Josh Gray (10)	Perkins / Robinson (4)	10,367
Jan. 11	VANDERBILT	W, 75-66	13-3	2-1	Mark Mitchell (19)	Josh Gray (11)	Anthony Robinson II (8)	15,061
Jan. 14	at #5/4 Florida	W, 83-82	14-3	3-1	Caleb Grill (22)	Mark Mitchell (8)	Tamar Bates (3)	10,491
Jan. 18	ARKANSAS	W, 83-65	15-3	4-1	Grill / Mitchell (17)	Anthony Robinson II (6)	Mitchell / Pierce / Robinson (4)	15,061
Jan. 21	at Texas	L, 53-61	15-4	4-2	Tamar Bates (10)	Mitchell / Grill (6)	Tony Perkins (3)	11,267
Jan. 25	#16/16 OLE MISS	W, 83-75	16-4	5-2	Tamar Bates (26)	Anthony Robinson II (7)	Mitchell / Pierce (4)	15,061
Feb. 1	at #14/13 Mississippi St.	W, 88-61	17-4	6-2	Caleb Grill (20)	Josh Gray (11)	Tony Perkins (5)	9,584
Feb. 5	at #4/4 Tennessee	L, 81-85	17-5	6-3	Tamar Bates (22)	Josh Gray (10)	Tony Perkins (5)	20,002
Feb. 8	#10/13 TEXAS A&M	L, 64-67	17-6	6-4	Tamar Bates (16)	Marcus Allen (6)	Marques Warrick (4)	15,061
Feb. 12	OKLAHOMA	W, 82-58	18-6	7-4	Mark Mitchell (25)	Mark Mitchell (7)	Caleb Grill (3)	12,403
Feb. 15	at Georgia	W, 87-74	19-6	8-4	Grill / Robinson (15)	Four Players (5)	Anthony Robinson II (7)	9,653
Feb. 19	#4/4 ALABAMA	W, 110-98	20-6	9-4	Mark Mitchell (31)	Caleb Grill (10)	Trent Pierce (5)	15,061
Feb. 22	at Arkansas							
Feb. 25	SOUTH CAROLINA							
March 1	at Vanderbilt							
March 5	at Oklahoma							
March 8	KENTUCKY							

MISSOURI GAME LEADERS

Points	Rebounds	Assists
Tamar Bates 8	Mark Mitchell 10	Anthony Robinson II 9
Caleb Grill 6	Josh Gray 8	Tony Perkins 8
Mark Mitchell 6	Anthony Robinson II 4	Mark Mitchell 4
Anthony Robinson II 3	Caleb Grill 4	Marques Warrick 4
Tony Perkins 2	Marcus Allen 2	Trent Pierce 3
Marques Warrick 2	Trent Pierce 2	Tamar Bates 2
Jacob Crews 1	Tony Perkins 1	Caleb Grill 1
Trent Pierce 1	Aidan Shaw 1	

MISCELLANEOUS STATS

10+ Points	
Tamar Bates 20	Marques Warrick 6
Mark Mitchell 18	Jacob Crews 3
Caleb Grill 14	Marcus Allen 1
Anthony Robinson II 12	Annor Boateng 1
Trent Pierce 7	Josh Gray 1
Tony Perkins 7	Aidan Shaw 1
20+ Points	
Caleb Grill 6	Trent Pierce 1
Tamar Bates 4	Anthony Robinson II 1
Mark Mitchell 4	
10+ Rebounds	
Josh Gray 5	Anthony Robinson II 1
Caleb Grill 1	
Double-Doubles	
Josh Gray 1	Anthony Robinson II 1
Caleb Grill 1	
5+ Assists	
Anthony Robinson II 7	Marques Warrick 2
Mark Mitchell 2	Trent Pierce 1
Tony Perkins 3	

TEAM HIGHS & LOWS

		MISSOURI		OPPONENT	
Points, 1st Half	High	59	vs. Alabama, 2/19	51	California, 12/3
	Low	25	at Texas, 1/21	19	Mississippi Valley State, 11/14
Points, 2nd Half	High	63	vs. California, 12/3	57	Tennessee, 2/5
	Low	28	at Texas, 1/21	20	Mississippi Valley State, 11/14
Total Points	High	112	vs. Arkansas-Pine Bluff, 11/24	98	Alabama, 2/19
	Low	53	at Texas, 1/21	39	Mississippi Valley State, 11/14
Field Goals Made	High	37	2x (last vs. Arkansas-Pine Bluff, 11/24)	35	Alabama, 2/19
	Low	15	Texas, 1/21	13	Mississippi Valley State, 11/14
Field Goals Attempted	High	71	vs. Arkansas-Pine Bluff, 11/24	65	2x (last: Alabama, 2/19)
	Low	48	3x (last: vs. Oklahoma, 2/12)	48	Mississippi Valley State, 11/14
Field Goal Pct.	High	66.0	vs. California, 12/3 (35-53)	57.1	Auburn, 1/4 (28-49)
	Low	31.3	at Texas, 1/21 (15-48)	27.1	Mississippi Valley State, 11/14 (13-48)
3-Pointers Made	High	15	2x (last at Mississippi State, 2/1)	13	Alabama, 2/19
	Low	3	3x (last vs. Illinois, 12/22)	1	Mississippi Valley State, 11/14
3-Pointers Attempted	High	32	2x (last at Mississippi State, 2/1)	31	Alabama, 2/19
	Low	9	vs. California, 12/3	10	Mississippi Valley State, 11/14
3-Point Pct.	High	55.6	vs. Eastern Washington, 11/11	66.7	Tennessee, 2/5 (10-15)
	Low	13.2	vs. Howard, 11/8	10.0	Mississippi Valley State, 11/14 (1-10)
Free Throws Made	High	31	vs. Alabama, 2/19	23	2x (last: Texas, 1/21)
	Low	7	at Mississippi State, 2/1	4	Arkansas, 1/18
Free Throws Attempted	High	47	vs. Alabama, 2/19	31	Florida, 1/14
	Low	10	at Mississippi State, 2/1	6	LIU, 12/14
Free Throws Pct.	High	85.7	at Georgia, 2/15, (12-14)	95.7	Illinois, 12/22 (22-23)
	Low	62.1	at Florida, 1/14 (18-29)	50.0	Arkansas, 1/18 (4-8)
Offensive Rebounds	High	19	vs. Arkansas-Pine Bluff, 11/24	16	3x (last: Jacksonville State, 12/18)
	Low	3	vs. Oklahoma, 2/12	5	Ole Miss, 1/25
Total Rebounds	High	50	vs. Arkansas-Pine Bluff, 11/24	42	Illinois, 12/22
	Low	24	vs. California, 12/3	25	Lindenwood, 11/27
Rebound Margin	High	+21	vs. Lindenwood, 11/27	+12	Illinois, 12/22
	Low	-12	vs. Illinois, 12/22	-21	Lindenwood, 11/27
Fouls	High	26	at Texas, 1/21	31	Alabama, 2/19
	Low	10	vs. LIU, 12/14	11	Mississippi State, 2/1
Assists	High	21	vs. Mississippi Valley State, 11/14	21	Tennessee, 2/5
	Low	6	2x (last: at Texas, 1/21)	3	Mississippi Valley State, 11/14
Turnovers	High	20	vs. Lindenwood, 11/27	23	Mississippi Valley State, 11/14
	Low	3	3x (last: at Georgia, 2/15)	9	Georgia, 2/15
Steals	High	15	vs. Mississippi Valley State, 11/14	13	Lindenwood, 11/27
	Low	5	at Texas, 1/21	1	2x (last: Georgia, 2/15)
Blocks	High	7	vs. LIU, 12/14	9	Auburn, 1/4
	Low	0	2x (last: at Tennessee, 2/5)	0	Howard, 11/8

INDIVIDUAL HIGHS

	MISSOURI		OPPONENT	
Points	33	Caleb Grill, vs. Eastern Washington, 11/11	35	Mark Sears, Alabama, 2/19
Field Goals Made	11	Mark Mitchell, vs. Alabama, 2/19	12	Mark Sears, Alabama, 2/19
Field Goals Attempted	17	Tamar Bates, vs. Texas A&M, 2/8	20	Mark Sears, Alabama, 2/19
Field Goal Pct. (min 5 made)	77.8	Mark Mitchell, vs. LIU, 12/14 (7-9)	84.6	Andrew Cook, Eastern Washington, 11/11 (11-13)
3-Pointers Made	8	Caleb Grill, vs. Eastern Washington, 11/11	6	2x (last: Josh Hubbard, Mississippi State, 2/1)
3-Pointers Attempted	11	2x (last: Caleb Grill, at Mississippi State, 2/1)	11	2x (last: Mark Sears, Alabama, 2/19)
3-Point Pct. (min 3 made)	100.0	Tamar Bates, vs. Vanderbilt, 1/11 (3-3)	100.0	2x (last: Zakai Zeigler, Tennessee, 2/5, 4-4)
Free Throws Made	13	2x (last: Mark Mitchell, vs. Oklahoma, 2/12)	11	Kylan Boswell, Illinois, 12/22
Free Throws Attempted	18	Mark Mitchell, vs. Oklahoma, 2/12	12	Kylan Boswell, Illinois, 12/22
Free Throws Pct. (min 5 made)	100.0	Tamar Bates, vs. Kansas, 12/8/24 (9-9)	100.0	2x (last: Zakai Zeigler, Tennessee, 2/5, 7-7)
Offensive Rebounds	5	2x (last: Trent Piece, at Georgia, 2/15)	8	Hunter Dickinson, Kansas, 12/8
Total Rebounds	11	3x (last: Josh Gray, at Mississippi State, 2/1)	16	Henry Coleman III, Texas A&M, 2/8
Assists	8	Anthony Robinson II, vs. Vanderbilt, 1/11	8	2x (last: Zakai Zeigler, Tennessee, 2/5)
Steals	6	Anthony Robinson II, vs. LIU, 12/14	5	2x (last: Duke Miles, Oklahoma, 2/12)
Blocks	3	4x (last: Mark Mitchell, vs. Jacksonville State, 12/17)	4	3x (last: Igor Milicic Jr., Tennessee, 2/5)

LAST TIME THAT (TEAM)

Missouri Scored 100 Points	110, vs. Alabama, 2/19/25
Opponent Scored 100 Points	101, Auburn, 3/5/24
Missouri Won by 30+ Points	49 (112-63), vs. Arkansas-Pine Bluff, 11/24/24
Opponent Won by 30+ Points	33 (89-56), Auburn, 2/14/23
Missouri Won by 40+ Points	49 (112-63), vs. Arkansas-Pine Bluff, 11/24/24
Opponent Won by 40+ Points	44 (87-43), Arkansas, 1/12/22
Missouri Won by 50+ Points	72 (111-39), vs. Miss. Valley State, 11/14/24
Opponent Won by 50+ Points	55 (111-56), Kansas State, 1/3/98
Missouri Won Overtime Game	66-64, vs. Mississippi State, 2/21/23
Opponent Won Overtime Game	71-69, South Carolina, 1/13/24
Played Double Overtime Game	W, 91-83, vs. Texas A&M, 3/13/14
Played Triple Overtime Game	W, 108-107, vs. Illinois, 12/22/93
Played Quadruple Overtime Game	W, 112-109, vs. Iowa State, 1/13/01
Missouri Scored Less than 50 Points	49, at Mississippi State, 2/18/22
Opponent Scored Less than 50 Points	39, Mississippi Valley State, 11/14/24
Missouri Scored Less than 40 Points	37, at Kentucky, 1/13/15
Opponent Scored Less than 40 Points	39, Mississippi Valley State, 11/14/24
MU Scored 60+ Points in a Half	63, vs. California, 12/3/24
Opp. Scored 60+ Points in a Half	60, Southern Indiana, 11/7/22
MU Scored Less than 20 Points in a Half	18, at Auburn, 2/14/23
Opp. Scored Less than 20 Points in a Half	19, Miss. Valley State, 11/14/24
Missouri Shot 60+ Pct.	60.3 (35-58), vs. Alabama, 2/19/25
Opponent Shot 60+ Pct.	61.1% (33-54), Florida State, 11/22/21
MU Shot 70+ Pct. in a Half	84.6% (22-26), vs. California, 12/3/24
Opp. Shot 70+ Pct. in a Half	76.0% (19-25), Auburn, 2/14/23
Missouri Shot Less than 30 Pct.	29.2% (14-48), at Arkansas, 1/12/22
Opponent Shot Less than 30 Pct.	27.1% (13-48), Miss. Valley State, 11/14/24
Missouri Made 15+ 3-Pointers	15, at Mississippi State, 2/1/25
Opponent Made 15+ 3-Pointers	16, Penn, 11/11/22
Missouri Attempted 35+ 3-Pointers	35, vs. Penn, 11/11/22
Opponent Attempted 35+ 3-Pointers	35, Alabama, 1/21/23
Missouri Did Not Make 3-Pointer	at Kansas, 2/4/08
Opponent Did Not Make 3-Pointer	Arkansas-Pine Bluff, 12/2/08
Missouri Made 30+ Free Throws	31, vs. Alabama, 2/19/25
Opponent Made 30+ Free Throws	30, SIU Edwardsville, 11/15/22
Missouri Attempted 40+ Free Throws	47, vs. Alabama, 2/19/25
Opponent Attempted 40+ Free Throws	44, Auburn, 1/26/21
Missouri Attempted 50+ Free Throws	53, vs. Texas A&M, 3/13/14
Opponent Attempted 50+ Free Throws	50, Texas Tech, 1/23/08
Missouri Made 100% Free Throws (10+)	13-13, at LSU, 3/1/23
Opponent Made 100% Free Throws (10+)	11-11, Penn, 11/11/22
Missouri Had 50+ Rebounds	50, vs. Arkansas-Pine Bluff, 11/24/24
Opponent Had 50+ Rebounds	51, Illinois, 12/22/23
Missouri Had 20+ Offensive Rebounds	21, Central Arkansas, 12/30/23
Opponent Had 20+ Offensive Rebounds	22, Auburn, 1/25/22
Missouri Had +20 Rebound Margin	+21 (46-25), vs. Lindenwood, 11/27/24
Opponent Had +20 Rebound Margin	+22 (48-26), Auburn, 2/14/23
Missouri Had 25+ Assists	26, vs. LSU, 2/1/23
Opponent Had 25+ Assists	28, Texas A&M, 2/5/05
Missouri Had Less than 5 Turnovers	3, at Georgia, 2/5/25
Opponent Had Less than 5 Turnovers	4, Ole Miss, 2/6/18
Missouri Committed 20+ Turnovers	20, vs. Lindenwood, 11/27/24
Opponent Committed 20+ Turnovers	22, Kansas, 12/8/24
Missouri Blocked 12+ Shots	12, vs. South Carolina State, 11/22/23
Opponent Blocked 12+ Shots	14, Auburn, 1/26/21
Missouri Had 15+ Steals	15, vs. Miss. Valley State, 11/14/24
Opponent Had 15+ Steals	15, Mississippi State, 2/10/24

LAST TIME THAT (INDIVIDUAL)

Player Had a Triple Double	Mizzou: Greg Cavener (16 pts, 10 reb, 10 asst), vs. Green Bay, 1/4/84
Opponent:	Chris Chiozza (12 pts, 12 rebs, 10 asst), Florida, 2/2/17
MU Player with 30+ Points	31, Mark Mitchell, vs. Alabama, 2/19/25
Opponent with 30+ Points	35, Mark Sears, Alabama, 2/19/25
MU Player with 40+ Points	43, Clarence Gilbert, vs. Iowa State, 1/13/01
Opponent with 40+ Points	42, Khalif Battle, Arkansas, 2/24/24
Player Shot 100% from the Field (min. 8 attempts)	Mizzou: 10-10, Amari Davis, at Ole Miss, 1/18/22
Opponent:	8-8, Moses Kinglsey, Arkansas, 1/12/16
MU Player Made 8+ 3FG	8, Caleb Grill, vs. Eastern Washington, 11/11/24
Opponent Made 8+ 3FG	8, Marshall Henderson, Ole Miss, 2/8/14
MU Player Made 15+ FTs	15-16, Sean East II, at Arkansas, 2/24/24
Opponent Made 15+ FTs	15-20, Kylan Milton, Arkansas-Pine Bluff, 11/6/23
MU Player had 15+ Rebounds	23, Kobe Brown, vs. Paul Quinn, 11/29/21
Opponent had 15+ Rebounds	16, Henry Coleman III, Texas A&M, 2/8/25
MU Player had 20+ Rebounds	23, Kobe Brown, vs. Paul Quinn, 11/29/21
Opponent had 20+ Rebounds	21, Oscar Tshiebwe, Kentucky, 12/29/21
MU Player had 10+ Off. Rebounds	10, Alex Oriakhi, vs. Ole Miss, 2/9/13
Opponent had 10+ Off. Rebounds	10, Matthew Hezekiah, SC State, 12/17/10
MU Player had 10+ Assists	10, Terrence Phillips, vs. Ole Miss, 1/21/17
Opponent had 10+ Assists	10, Zakai Zeigler, Tennessee, 2/11/23
MU Player had 10+ Asst / 0 TO	13, Phil Pressey, at Texas 1/14/12
Opponent had 10+ Asst / 0 TO	11, Trey McKinney, Creighton, 11/23/04
MU Player had 15+ Assists	19, Phil Pressey, at UCLA, 12/28/12
Opponent had 15+ Assists	15, Pierre Jackson, Baylor, 1/21/12
MU Player Blocked 5+ Shots	5, Aidan Shaw, vs. SC State, 11/22/23
Opponent Blocked 5+ Shots	6, Jamarion Sharp, Ole Miss, 3/2/24
MU Player Had 5+ Steals	5, Tony Perkins, 2/12/25
Opponent Had 5+ Steals	5, Duke Miles, Oklahoma, 2/12/25
MU Made a Game-Winning Buzzer Beater	DeAndre Gholston, at Tennessee, 2/11/23

LAST TIME THAT (MULTIPLE INDIVIDUALS)

Six Players Scored in Double Figures	vs. Southern Indiana, 11/7/22
Kobe Brown, East, Gholston, Gomillion, Hodge & Honor	
Seven Players Scored in Double Figures	vs. Mississippi Valley State, 11/14/24
Warrick, Bates, Grill, Mitchell, Crews, Allen & Boateng	
Eight Players Scored in Double Figures	vs. Alabama State, 12/30/87
Chievous, Church, Coward, Irvin, Leonard, Sandbothe, Smith, Sutton	
Two Players Scored 25+ Points	vs. Alabama, 2/19/25
Mark Mitchell (31) & Caleb Grill (25)	
Two Players Scored 30+ Points	vs. TCU, 1/30/21
Xavier Pinson (36) & Jeremiah Tilmon (33)	
Three Players Scored 20+ Points	vs. Xavier, 11/17/16
Frankie Hughes (24), Terrence Phillips (21) & Kevin Puryear (22)	
Two Players Recorded a Double-Double	vs. Ole Miss, 1/21/17
Terrence Phillips & Russell Woods	
Three Players Recorded a Double-Double	vs. Illinois, 12/22/12
Laurence Bowers, Alex Oriakhi & Phil Pressey	
Two Players Had 10+ Rebounds	vs. TCU, 1/30/21
Kobe Brown (13) & Jeremiah Tilmon (11)	
Three Players Had 10+ Rebounds	vs. Alcorn State, 11/13/12
Alex Oriakhi (10), Earnest Ross (10) & Negus Webster-Chan (11)	



DENNIS GATES

@coachdgates

Whitten Family Men's Basketball Head Coach

Making an immediate impact at the University of Missouri and reestablishing the Tigers on the national stage, Dennis Gates is in his third season as Whitten Family Men's Basketball Head Coach. Gates needed just two seasons to put himself among the top coaches in the country, leading the Tigers to their most successful SEC season in school history and its best postseason run in more than a decade, while earning conference coach of the year accolades.

MISSOURI

- **Named SEC Coach of the Year by USA Today in 2022-23.**
- Led the MU to its first NCAA Tournament win in 13 seasons and its first-ever appearance in the SEC Semifinals.
- Overall, engineered the seventh-best improvement nationally in his first season, finishing with the program's most wins (25) in 11 years.
- His 25 victories are also the fifth-most by any first-year SEC coach in conference history – trailing only Tubby Smith, John Calipari, Eddie Sutton and Trent Johnson.
- Two Tigers have played in the NBA after playing for Gates – Kobe Brown (LA Clippers) and D'Moi Hodge (LA Lakers).
- Coached one All-SEC honoree and two SEC Scholar-Athletes of the Year.

CLEVELAND STATE

- **2019-20 and 2020-21 Horizon League Coach of the Year.**
- Rebuilt the Vikings program – winning 50 games, including a 39-19 mark his final two seasons.
- Won two Horizon League regular-season titles (2020, 2021) and the 2021 Horizon League Tournament crown.
- Led the Vikings to the 2021 NCAA Tournament – the school's first trip in 12 years – and 2022 Postseason NIT.
- Mentored two Horizon League Defensive Players of the Year, five all-conference honorees and five All-Defensive Team selections.

FLORIDA STATE

- Spent eight seasons on Leonard Hamilton's staff at FSU, mirroring the Seminoles' rise to national prominence.
- Florida State advanced to four NCAA Tournament in his eight years, including an Elite Eight bid in 2018 and Sweet 16 trips in 2012 and 2019.
- Instrumental in recruiting four-straight top-15 classes, which produced five NBA Draft picks over four years – Jonathan Isaac (No. 9 selection in 2017), Malik Beasley (No. 19 in 2016), Mfiondu Kabengele (No. 27 in 2019), Dwayne Bacon (No. 40 in 2017) and Terance Mann (No. 48 in 2019).

PLAYING CAREER

- Combo guard for the Cal Golden Bears
- Served as a three-year captain, helping lead the team to three 20-win seasons
- Played in 114 career games with 34 starting assignments, totaling 432 points, 140 rebounds, 148 assists and 100 steals.
- Two-time Pac-10 All-Academic First Team selection
- Named Cal's Most Inspirational Player in 2001 and the team's Outstanding Student-Athlete in 1999 and 2001
- Awarded the 2002 Pac-10 Medal of Honor, which is presented to the Pac-10 Universities Top Graduating Student-Athlete.

PERSONAL

BIRTHDAY

January 14

EDUCATION

California '01 (Bachelor's)
Sociology
Florida State '05 (Master's)
Adult Education and Human
Resource Development

WIFE

Jocelyn

CHILDREN

Avery, Duke and Denver

COACHING CAREER

2002-03 LA Clippers (Skill Coach)
2003-04 Marquette (Grad Asst)
2004-05 Florida State (Grad Asst)
2005-07 California (Assistant)
2007-09 Northern Illinois (Assistant)
2009-11 Nevada (Assistant)
2011-19 Florida State (Assistant)
2019-22 Cleveland St. (Head Coach)
2022- Missouri (Head Coach)

HONORS

- 2019-20 Horizon League Coach of the Year
- 2020-21 Horizon League Coach of the Year
- 2020-21 HoopDirt.com Division I Coach of the Year
- 2022-23 USA Today SEC Coach of the Year

YEAR-BY-YEAR RECORD

CLEVELAND STATE

YEAR	RECORD	PCT.	HORIZON	PLACE	NOTES
2019-20	11-21	34.4	7-11	t-7th	Earned first career win versus Edinboro, 79-54 (Nov. 9)
2020-21	19- 8	70.4	16- 4	1st	Horizon League Tournament Champions / NCAA First Round
2021-22	20-11	64.5	15- 6	1st	NIT First Round
CSU TOTALS	50-40	55.6	38-21		Two Horizon League Regular-Season Titles & One Tournament Title

MISSOURI

YEAR	RECORD	PCT.	SEC	PLACE	NOTES
2022-23	25-10	71.4	11- 7	t-4th	USA Today SEC Coach of the Year
2023-24	8-24	25.0	0-18	14th	
2024-25	20- 6	76.9	9- 4		
MU TOTALS	53-40	57.0	20-29		
CAREER	103-80	56.3	58-50		



CHARLTON "C.Y." YOUNG

Associate Head Coach • Georgia Southern '93

- Third season at Mizzou.
- Owns head coaching experience at Georgia Southern (2009-13) before serving as an assistant coach at Florida State (2013-22).
- Been to nine NCAA Tournaments and coached 14 NBA Draft selections during 30-year coaching career.
- Inducted into the A STEP UP Assistant Coaches Hall of Fame in 2023.



KYLE SMITH-PETERS

Assistant Coach • Southern Illinois '06

- Third season at Mizzou.
- Eight-time Great Rivers Athletic Conference Coach of the Year during 10-year stint as head coach at John A. Logan.
- Mentored two NJCAA National Players of the Year and 10 All-Americans during his tenure at Logan.
- Helped Southern Illinois to back-to-back NCAA Tournaments as a student-athlete



ROB SUMMERS

Assistant Coach • West Virginia '07

- First season at Mizzou – serving as the team's offensive coordinator, while working directly with team's post players.
- Joined MU after two seasons as associate head coach at Miami (Ohio), helping RedHawks to its best finish in the MAC standings in 13 years.
- Played at Penn State and West Virginia, helping Mountaineers to 2006 Sweet 16 and 2007 NIT title.



RYAN SHARBAUGH

Assistant Coach • Westminster '08

- Third year at Missouri, serving as team's defensive coordinator.
- Helped the Tigers to a nation-leading turnover margin of +5.8 and second-most 10.2 steals per game in 2022-23.
- Spent three years at Cleveland State as an assistant coach, helping Tre Gomillion and D'Moi Hodge to Horizon League Defensive Player of the Year Awards.



MATT CLINE

Assistant Coach • South Alabama '11

- Third season at Mizzou.
- Led the Tigers offense to a top-40 rank nationally in nine different categories during the 2022-23 season, highlighted by finishing 26th in scoring offense.
- Also worked at Cleveland State (2021-22) and Eastern Michigan (2017-21).
- Helped coach six All-MAC selections during four years as an assistant with the Eagles.



DAVID "DICKY" NUTT

Assistant to the Head Coach • Oklahoma State '82

- Third season at Mizzou, spending the previous two seasons as an assistant coach.
- Owns more than 30 years of coaching experience, including 19 as a head coach at Arkansas State (1995-08) and Southeast Missouri State (2009-15).
- Named 1998 Sun Belt Coach of the Year, while leading the Red Wolves to the 1999 NCAA Tournament.



SEAN CONATY

Dir. of Athletic Performance • East Carolina '12

- Third season at Mizzou.
- Joined the Tigers after spending 2021-22 season as the head men's basketball strength and conditioning coach at Oregon State.
- Previously spent time as Director of Sports Performance for Olympic Sports at Buffalo and as an assistant sports performance coach at Eastern Michigan.



DALON KING

Dir. of Basketball Operations • Cleveland State '19

- Third season at Mizzou and his first as the team's Director of Basketball Operations.
- Served as the program's Coordinator of Scouting and Analytics during his first two seasons at MU.
- Previously spent five seasons at Cleveland State, including the final three under Coach Gates, serving as assistant director of basketball operations his final season with the Vikings.



NICK KORTA

Assistant Dir. of Operations • Cleveland State '20

- First season with the Tigers.
- Joins Mizzou following three seasons at Bowling Green – two as Director of Player Personnel and another as Director of Player Development.
- Helped the Falcons to its 10th 20-win season in school history in 2023-24.
- Also served as a graduate assistant at Florida State in 2020-21.



CHRIS PERRIN

Senior Athletic Trainer • Michigan State '14

- Fourth season at Mizzou.
- Spent six season at Detroit-Mercy prior to arriving at Mizzou, serving as the men's basketball trainer for the Titans along with men's and women's golf.
- Also owns experience working with the Developmental Basketball Team in China as well as an intern with the Utah Jazz.



ANTHONY ROBINSON II

[@anklebully_ant](#)

[@anklebully_ant](#)

Sophomore | Guard | 6-3 | 180 | Tallahassee, Fla. | Florida State University High School

CAREER STATISTICS

Season	GP-GS	Min/Avg	FG	FGA	FG%	3FG	3FGA	3P%	FTM	FTA	FT%	O	D	REB	AVG	PF	FO	AST	TO	BLK	STL	PTS	AVG
2023-24	30-0	401/13.4	36	98	36.7	9	44	20.5	36	48	75.0	17	35	52	1.7	62	0	29	14	8	38	117	3.9
2024-25	25-23	579/23.1	68	137	49.6	16	39	41.0	86	111	77.5	23	59	82	3.3	76	2	82	44	5	51	238	9.5
TOTAL	55-23	980/17.8	68	137	49.6	25	83	30.1	122	159	76.7	40	94	134	2.4	138	2	111	58	13	89	355	6.5

2024-25 NOTES

- Fourth on the team with 9.5 points per game after averaging 3.9 last season (5.6 point per game improvement).
- Also leads the Tigers with 3.3 assists and 2.0 steals per game, while ranking fourth with 3.3 rebounds.
- Averaging 13.0 points in his last three games after tallying 4.7 in the previous six.
- Places 33rd nationally with his 2.04 steals per game.
- Tallied a career-best 29 points on just 11 field-goal attempts and 13-of-15 performance from the free-throw line versus California with six assists (and zero turnovers). Twenty of his 29 points came during a second-half rally (Dec. 3).
- Registered his first collegiate double with 11 points and a personal-best 11 rebounds, while also adding seven assists against Arkansas-Pine Bluff (Nov. 24).
- Became the first Tiger in 13 years to record 15 points, seven assists, five rebounds and four steals in a conference game at Georgia (Feb. 15).
- Tallied a career-best eight assists against Vanderbilt (Jan. 11).

PERSONAL

BIRTHDAY

January 5, 2005

CAREER AMBITIONS

Entrepreneur

CAREER BESTS

POINTS

S: 29, vs. California, 12/3/24
C: 29, vs. California, 12/3/24

REBOUNDS

S: 11, vs. Ark.-Pine Bluff, 11/24/24
C: 11, vs. Ark.-Pine Bluff, 11/24/24

ASSISTS

S: 8, vs. Vanderbilt, 1/11/25
C: 8, vs. Vanderbilt, 1/11/25

BLOCKED SHOTS

S: 1, 4x (last vs. Oklahoma, 2/12/25)
C: 2, vs. SIUE, 11/13/23

STEALS

S: 6, vs. LIU, 12/14/24
C: 6, vs. LIU, 12/14/24

MINUTES

S: 34, 2x (last vs. Vanderbilt, 1/11/25)
C: 34, 2x (last vs. Vanderbilt, 1/11/25)

FIELD GOALS MADE

S: 8, vs. California, 12/3/24
C: 8, vs. California, 12/3/24

3-POINT FIELD GOALS MADE

S: 2, 4x (last vs. Alabama, 2/19/25)
C: 2, 5x (last vs. Alabama, 2/19/25)

FREE THROWS MADE

S: 13, vs. California, 12/3/24
C: 13, vs. California, 12/3/24

MISCELLANEOUS

	SEASON	CAREER
Led MU in Points	3	3
Led MU in Rebounds	4	5
Led MU in Assists	9	12
20+ Points	1	1
10+ Points	12	15
10+ Rebounds	1	1
5+ Assists	7	8
Double-Doubles	1	1

2024-25 GAME-BY-GAME STATISTICS

Opponent	GS	Min	FG	FGA	3FG	3FGA	FT	FTA	OFF	DEF	REB	PF	AST	TO	STL	BLK	PTS
at Memphis	*	27	4	5	1	1	7	9	1	3	4	4	7	1	3	0	16
HOWARD		24	4	7	0	3	5	6	0	2	2	3	1	1	3	1	13
EASTERN WASHINGTON		23	0	3	0	0	8	10	1	3	4	2	4	1	0	0	8
MISSISSIPPI VALLEY ST	*	13	2	3	0	1	1	1	2	3	5	1	1	0	4	0	5
PACIFIC	*	17	3	5	1	1	2	2	0	2	2	3	3	0	1	0	9
ARKANSAS-PINE BLUFF	*	25	3	7	1	3	4	4	5	6	11	1	7	3	0	1	11
LINDENWOOD	*	21	2	5	0	0	1	2	2	5	7	2	5	4	0	0	5
CALIFORNIA	*	28	8	11	0	0	13	15	0	1	1	4	6	0	2	0	29
KANSAS	*	34	3	7	1	2	4	4	0	4	4	1	3	2	5	0	11
LIU	*	23	2	4	0	1	4	4	0	1	1	3	4	2	6	0	8
JACKSONVILLE STATE	*	33	3	7	1	4	4	7	1	3	4	2	5	1	3	0	11
vs. Illinois	*	15	0	3	0	1	2	2	0	1	1	4	0	2	3	0	2
ALABAMA STATE									Did Not Play								
at Auburn	*	14	0	2	0	1	0	0	0	2	2	2	2	1	0	0	0
LSU	*	31	3	9	2	4	8	8	1	3	4	3	4	4	0	1	16
VANDERBILT	*	34	4	4	2	2	5	9	1	0	1	3	8	1	3	0	15
at Florida	*	24	4	6	2	2	2	5	1	1	2	4	1	1	0	0	12
ARKANSAS	*	31	1	7	1	3	4	4	3	3	6	3	4	2	1	0	7
at Texas	*	27	2	7	0	1	4	7	0	1	1	4	0	1	1	0	8
OLE MISS	*	25	1	1	1	1	4	4	0	7	7	5	3	4	2	0	7
at Mississippi State	*	16	2	5	0	1	0	0	0	2	2	4	3	6	2	0	4
at Tennessee	*	6	0	3	0	1	0	0	0	0	0	4	0	0	3	0	0
TEXAS A&M	*	15	0	1	0	1	2	2	0	1	1	2	1	2	1	0	2
OKLAHOMA	*	23	4	6	0	0	2	4	1	2	3	3	1	3	1	1	10
at Georgia	*	26	7	11	1	1	0	0	3	2	5	5	7	0	4	0	15
ALABAMA	*	25	6	8	2	4	0	2	1	1	2	4	2	1	3	1	14
at Arkansas																	
SOUTH CAROLINA																	
at Vanderbilt																	
at Oklahoma																	
KENTUCKY																	



1 MARQUES WARRICK

@mtwarrick3
 @marqueswarrick

Graduate | Guard | 6-3 | 190 | Lexington, Ky. | Northern Kentucky

PERSONAL

BIRTHDAY

January 19, 2002

CAREER AMBITIONS

NBA Scout

SEASON & CAREER BESTS

POINTS

S: 19, at Auburn, 1/4/25
 C: 45, vs. Tennessee Tech, 11/27/22

REBOUNDS

S: 3, 3x (last vs. Texas A&M, 2/8/25)
 C: 7, 3x (last vs. Robert Morris, 2/24/24)

ASSISTS

S: 6, vs. MVSU, 11/14/24
 C: 8, at Milwaukee, 2/05/21

BLOCKED SHOTS

S: 1, vs. California, 12/3/24
 C: 3, vs. Cincinnati, 11/16/22

STEALS

S: 2, vs. Texas A&M, 2/8/25
 C: 5, 2x (last vs. Youngstown St, 12/1/22)

MINUTES

S: 27, 2x (last vs. Lindenwood, 11/27/24)
 C: 46, vs. Tennessee Tech, 11/27/22

FIELD GOALS MADE

S: 6, 3x (last vs. LIU, 12/14/24)
 C: 18, vs. Tennessee Tech, 11/27/22

3-POINT FIELD GOALS MADE

S: 4, 2x (last vs. LIU, 12/14/24)
 C: 7, vs. Robert Morris, 2/24/22

FREE THROWS MADE

S: 7, at Auburn, 1/4/25
 C: 13, 2x (last at Cleveland St, 1/7/24)

MISCELLANEOUS

	SEASON	CAREER
Led MU in Points	2	2
Led MU in Rebounds	0	0
Led MU in Assists	4	4
40+ Points	0	1
30+ Points	0	8
20+ Points	0	57
10+ Points	6	111
10+ Rebounds	0	0
5+ Assists	2	6
Double-Doubles	0	0

CAREER STATISTICS

Season	GP-GS	Min/Avg	FG	FGA	FG%	3FG	3FGA	3P%	FTM	FTA	FT%	O	D	REB	AVG	PF	FO	AST	TO	BLK	STL	PTS	AVG
2020-21	25-23	809/32.4	146	322	45.3	53	147	36.1	49	60	81.7	18	45	63	2.5	35	0	46	39	6	20	394	15.8
2021-22	32-30	1006/31.4	185	451	41.0	76	215	35.3	90	110	81.8	26	67	93	2.9	31	0	72	61	4	37	536	16.8
2022-23	35-35	1212/34.6	226	524	43.1	87	228	38.2	120	147	81.6	18	64	82	2.3	45	0	92	75	9	45	659	18.8
2023-24	33-33	1192/36.1	217	511	42.5	67	225	29.8	156	180	86.7	14	68	82	2.5	38	0	80	75	2	40	657	19.9
2024-25	25-0	345/13.8	55	115	47.8	24	56	42.9	24	29	82.8	8	16	24	1.0	11	0	33	6	1	8	158	6.3
TOTAL	150-121	4564/30.4	829	1923	43.1	307	871	35.2	439	526	83.5	84	260	344	2.3	160	0	323	256	22	150	2404	16.0

CAREER HONORS

- Four-Time All-Horizon League (2024 - First Team; 2023, 2022 - Second Team, 2021 - Third Team)
- 2023-24 NABC All-District Second Team
- 2023 Horizon League Tournament MVP
- 2020-21 Horizon League Freshman of the Year

2024-25 NOTES

- Scored a season-best 19 points at Auburn – the most by a Tiger in his SEC debut in seven seasons (Jan. 4).
- Tallied at least five assists in back to back games on Nov. 14 and Nov. 22 for the first time in his career.
- Ranks sixth among active players in the country with 2,404 career points.
- Set the Northern Kentucky scoring record in points (2,246).
- Ranked as high as the nation's No. 28 transfer by Rivals.

2024-25 GAME-BY-GAME STATISTICS

Opponent	GS	Min	FG	FGA	3FG	3FGA	FT	FTA	OFF	DEF	REB	PF	AST	TO	STL	BLK	PTS
at Memphis		6	1	3	0	1	0	0	0	0	0	0	0	0	1	0	2
HOWARD		15	2	5	0	3	3	3	0	1	1	0	0	0	1	0	7
EASTERN WASHINGTON		2	0	1	0	1	0	0	0	0	0	0	1	0	0	0	0
MISSISSIPPI VALLEY ST		27	6	10	4	5	0	0	2	2	2	0	6	0	0	0	16
PACIFIC		22	3	10	1	5	2	2	0	0	0	0	5	0	0	0	9
ARKANSAS-PINE BLUFF		16	3	5	3	5	0	0	1	1	2	1	1	0	0	0	9
LINDENWOOD		27	6	10	3	7	2	3	0	3	3	0	1	0	0	0	17
CALIFORNIA		25	4	5	1	1	3	5	0	0	0	1	0	2	0	1	12
KANSAS		8	0	2	0	0	0	0	0	0	0	1	0	0	0	0	0
LIU		26	6	8	4	5	0	0	1	0	1	1	2	0	1	0	16
JACKSONVILLE STATE		16	4	6	1	1	0	0	0	1	1	1	2	0	0	0	9
vs. Illinois		8	1	2	1	1	0	0	0	1	1	0	0	0	1	0	3
ALABAMA STATE		19	3	6	1	4	0	0	1	1	1	0	4	1	0	0	7
at Auburn		17	5	8	2	4	7	8	2	1	3	1	2	1	1	0	19
LSU		21	4	10	2	5	2	2	1	0	1	0	1	0	1	0	12
VANDERBILT		16	1	7	0	3	0	0	0	1	1	3	1	1	0	0	2
at Florida		3	0	1	0	0	0	0	0	0	0	0	1	0	0	0	0
ARKANSAS		2	0	0	0	0	0	0	0	0	0	0	0	0	0	0	0
at Texas		7	0	1	0	0	0	0	0	0	0	0	0	0	0	0	0
OLE MISS																	
at Mississippi State		11	1	2	0	1	0	0	1	0	1	1	0	0	0	0	2
at Tennessee		10	3	4	1	1	1	2	0	1	1	1	1	0	0	0	8
TEXAS A&M		20	1	4	0	1	4	4	1	2	3	0	4	0	2	0	6
OKLAHOMA		15	1	3	0	1	0	0	0	1	1	0	1	1	0	0	2
at Georgia		5	0	2	0	1	0	0	0	0	0	0	0	0	0	0	0
ALABAMA		2	0	0	0	0	0	0	1	0	1	0	0	0	0	0	0
at Arkansas																	
SOUTH CAROLINA																	
at Vanderbilt																	
at Oklahoma																	
KENTUCKY																	



2 TAMAR BATES

@tbates_11

@tamarbates

Senior | Guard | 6-5 | 195 | Kansas City, Kan. | Indiana

CAREER STATISTICS

Season	GP-GS	Min/Avg	FG	FGA	FG%	3FG	3FGA	3P%	FTM	FTA	FT%	O	D	REB	AVG	PF	FO	AST	TO	BLK	STL	PTS	AVG
2021-22	32- 0	466/14.5	44	130	33.8	17	57	29.8	20	24	83.3	7	33	40	1.3	31	0	20	22	4	8	125	3.9
2022-23	35- 2	713/20.4	76	194	39.2	37	99	37.4	25	27	92.6	10	46	56	1.6	60	0	39	25	2	16	214	6.1
2023-24	32-25	874/27.3	154	311	49.5	35	91	38.5	88	95	92.6	24	71	95	3.0	65	2	43	53	6	24	431	13.5
2024-25	26-26	669/25.7	119	236	50.4	42	106	39.6	69	74	93.2	14	57	71	2.1	42	1	30	33	5	41	349	13.4
TOTAL	125-53	2722/21.8	393	871	45.1	131	353	37.1	202	220	91.8	55	207	262	2.1	198	3	132	133	17	89	1119	9.0

PERSONAL

BIRTHDAY

February 21, 2003

CAREER AMBITIONS

Coaching, broadcasting or pilot

SEASON & CAREER BESTS

POINTS

S: 29, vs. Kansas, 12/8/24

C: 36, vs. Florida, 1/20/24

REBOUNDS

S: 8, vs. LSU, 1/7/25

C: 8, vs. LSU, 1/7/25

ASSISTS

S: 3, 3x (last at Miss State, 2/1/25)

C: 4, at Iowa, 1/5/23

BLOCKED SHOTS

S: 1, 5x (last vs. Alabama, 2/19/25)

C: 1, 17x (last vs. Alabama, 2/19/25)

STEALS

S: 5, 2x (last at Florida, 1/14/25)

C: 5, 3x (last at Florida, 1/14/25)

MINUTES

S: 34, 2x (last vs. Texas A&M, 2/8/25)

C: 39, 2x (last at Ole Miss, 2/17/24)

FIELD GOALS MADE

S: 9, vs. Kansas, 12/8/24

C: 13, vs. Florida, 1/20/24

3-POINT FIELD GOALS MADE

S: 4, 2x (last at Tennessee, 2/5/25)

C: 5, 2x (last vs. Michigan St, 1/22/23)

FREE THROWS MADE

S: 9, vs. Kansas, 12/8/24

C: 10, vs. Arkansas, 1/31/24

MISCELLANEOUS

	SEASON	CAREER
Led MU in Points	8	14
Led MU in Rebounds	0	1
Led MU in Assists	2	4
30+ Points	0	1
20+ Points	4	10
10+ Points	20	53
10+ Rebounds	0	0
5+ Assists	0	0
Double-Doubles	0	0

CAREER HONORS

- SEC Player of the Week (Dec. 9, 2024)
- NCAA March Madness National Player of the Week (Dec. 9, 2024)

2024-25 NOTES

- Team captain.
- Second on Mizzou with 13.4 points per game and third with 1.6 steals.
- One of two players nationally scoring 10 points per game, while shooting 50 percent from the field, 35 percent from 3-point range and 90 percent from the free-throw line.
- Tallied a season-best 29 points, while matching a personal high with five steals in a victory over No. 1 Kansas. Became the third player in the last 50 years with 25 points and five steals in a win over No. 1 (Dec. 8).
- Earned SEC Player of the Week and NCAA March Madness National Player of the Week accolades following the KU win.
- Also matched his career high with five steals in a win at No. 5 Florida (Jan. 14).
- Leads Mizzou and ranks fifth nationally with a free-throw percentage of 93.2 percent after placing sixth last year and setting a school record at 92.6 percent.
- Ranks first among active players nationally with a career free-throw mark of 91.8 percent.
- Just missed becoming the first player in program history to shoot 50-40-90 (missed by two 3-pointers).

2024-25 GAME-BY-GAME STATISTICS

Opponent	GS	Min	FG	FGA	3FG	3FGA	FT	FTA	OFF	DEF	REB	PF	AST	TO	STL	BLK	PTS
at Memphis	*	31	5	10	3	7	0	0	1	2	3	1	3	0	2	0	13
HOWARD	*	28	6	11	3	7	2	2	1	3	4	1	2	1	1	1	17
EASTERN WASHINGTON	*	22	3	6	1	3	2	2	0	1	1	3	0	1	2	1	9
MISSISSIPPI VALLEY ST	*	14	6	9	3	4	0	0	2	0	2	2	2	2	0	0	15
PACIFIC	*	25	3	7	1	3	4	4	0	2	2	1	1	0	1	0	11
ARKANSAS-PINE BLUFF	*	18	5	8	0	2	3	3	1	2	3	0	0	0	3	0	13
LINDENWOOD	*	16	1	5	0	3	3	4	1	2	3	1	1	0	1	0	5
CALIFORNIA	*	29	7	12	1	5	0	0	0	2	2	5	2	3	3	1	15
KANSAS	*	34	9	15	2	5	9	9	0	1	1	0	1	4	5	0	29
LIU	*	16	2	2	0	0	2	2	0	1	1	1	2	1	0	0	6
JACKSONVILLE STATE	*	21	1	6	0	1	0	0	0	2	2	0	1	2	2	0	2
vs. Illinois	*	33	5	11	1	2	6	6	1	3	4	2	0	0	3	0	17
ALABAMA STATE	*	27	5	10	2	5	4	5	0	6	6	3	2	2	1	0	16
at Auburn	*	23	3	9	0	4	2	2	0	3	3	1	0	2	0	0	8
LSU	*	32	6	9	2	3	6	6	1	7	8	2	2	0	3	0	20
VANDERBILT	*	29	4	5	3	3	1	2	0	3	3	3	2	2	0	0	12
at Florida	*	28	4	11	1	6	1	1	0	2	2	1	3	1	5	0	10
ARKANSAS	*	22	6	12	3	6	0	0	2	2	4	1	0	2	1	0	15
at Texas	*	28	4	8	0	3	2	2	0	1	1	3	1	0	0	0	10
OLE MISS	*	28	8	13	4	6	6	6	0	5	5	1	0	1	0	0	26
at Mississippi State	*	29	5	7	2	3	2	2	1	2	3	2	3	2	1	0	14
at Tennessee	*	30	6	14	4	10	6	8	0	1	1	4	0	1	1	0	22
TEXAS A&M	*	34	5	17	2	7	4	4	2	1	3	2	0	1	1	0	16
OKLAHOMA	*	20	1	5	0	2	0	0	0	1	1	1	0	2	1	1	2
at Georgia	*	27	5	8	3	5	0	0	1	2	3	1	1	0	0	0	13
ALABAMA	*	25	4	6	1	1	4	4	0	0	0	0	1	3	4	1	13
at Arkansas																	
SOUTH CAROLINA																	
at Vanderbilt																	
at Oklahoma																	
KENTUCKY																	



4 MARCUS ALLEN

@marcusallenn_

@marcusallen

Freshman | Guard / Forward | 6-7 | 220 | Miami, Fla. | Norland High School

CAREER STATISTICS

Season	GP-GS	Min/Avg	FG	FGA	FG%	3FG	3FGA	3P%	FTM	FTA	FT%	O	D	REB	AVG	PF	FO	AST	TO	BLK	STL	PTS	AVG
2024-25	22-0	222/10.1	17	39	43.6	2	5	40.0	30	34	88.2	15	33	48	2.2	28	0	12	12	1	9	66	3.0

2024-25 NOTES

- Scored in double figures for the first time in his career against Mississippi Valley State, tallying 10 points to go with four rebounds and two assists (Nov. 14).
- Tallied nine points with season-best totals of five rebounds and three steals at No. 2 Auburn (Jan. 4).
- One of five freshman on the roster that ranked as the nation's No. 5 recruiting class.
- Ranked as the nation's No. 74 recruit in the ESPN 100.

PERSONAL

BIRTHDAY

February 7, 2005

CAREER AMBITIONS

Sports Analyst or Actor/Model

CAREER BESTS

POINTS

10, vs. MVSU, 11/14/24

REBOUNDS

6, vs. Texas A&M, 2/8/25

ASSISTS

2, 3x (last vs. Oklahoma, 2/12/25)

BLOCKED SHOTS

1, vs. Texas A&M, 2/8/25

STEALS

3, at Auburn, 1/4/25

MINUTES

22, at Auburn, 1/4/25

FIELD GOALS MADE

3, 2x (last vs. Pacific, 11/22/24)

3-POINT FIELD GOALS MADE

1, 2x (last at Auburn, 1/4/25)

FREE THROWS MADE

4, 2x (last at Auburn, 1/4/25)

MISCELLANEOUS

	SEASON	CAREER
Led MU in Points	0	0
Led MU in Rebounds	2	2
Led MU in Assists	0	0
20+ Points	0	0
10+ Points	1	1
10+ Rebounds	0	0
5+ Assists	0	0
Double-Doubles	0	0

2024-25 GAME-BY-GAME STATISTICS

Opponent	GS	Min	FG	FGA	3FG	3FGA	FT	FTA	OFF	DEF	REB	PF	AST	TO	STL	BLK	PTS
at Memphis	Did Not Play																
HOWARD	12	2	2	0	0	0	0	0	2	2	3	0	0	1	0	4	
EASTERN WASHINGTON	14	1	4	0	0	2	2	0	3	3	1	1	0	0	0	4	
MISSISSIPPI VALLEY ST	14	3	3	0	0	4	4	1	3	4	0	2	1	0	0	10	
PACIFIC	14	3	4	1	1	1	1	1	3	4	1	0	0	0	0	8	
ARKANSAS-PINE BLUFF	13	2	5	0	0	3	4	1	3	4	2	1	1	2	0	7	
LINDENWOOD	13	0	1	0	0	2	2	2	2	4	1	1	1	0	0	2	
CALIFORNIA	6	0	0	0	0	2	2	0	0	0	2	0	1	0	0	2	
KANSAS	5	0	0	0	0	2	2	1	0	1	1	0	0	0	0	2	
LIU	6	0	0	0	0	0	0	0	0	0	0	1	0	0	0	0	
JACKSONVILLE STATE	3	0	0	0	0	0	0	0	0	0	1	0	0	0	0	0	
vs. Illinois	11	1	2	0	0	2	2	0	1	1	2	0	1	0	0	4	
ALABAMA STATE	10	0	3	0	1	0	0	2	2	4	0	2	0	0	0	0	
at Auburn	22	2	6	1	2	4	6	1	4	5	2	1	3	3	0	9	
LSU	4	0	0	0	0	0	0	0	0	0	0	0	0	0	0	0	
VANDERBILT	Did Not Play																
at Florida	8	0	0	0	0	2	2	0	0	0	4	0	0	0	0	2	
ARKANSAS	17	0	2	0	0	2	2	3	2	5	0	1	0	1	0	2	
at Texas	6	0	0	0	0	2	2	1	2	3	1	0	1	1	0	2	
OLE MISS	Did Not Play																
at Mississippi State	Did Not Play																
at Tennessee	3	0	0	0	0	1	2	0	0	0	1	0	0	0	0	1	
TEXAS A&M	13	1	2	0	0	0	0	2	4	6	4	0	2	0	1	2	
OKLAHOMA	16	2	2	0	0	1	1	0	2	2	1	2	0	1	0	5	
at Georgia	5	0	1	0	0	0	0	0	0	0	0	0	1	0	0	0	
ALABAMA	8	0	2	0	1	0	0	0	0	0	1	0	0	0	0	0	
at Arkansas																	
SOUTH CAROLINA																	
at Vanderbilt																	
at Oklahoma																	
KENTUCKY																	



5 T.O. BARRETT

@To_Barrett

@to.barrett

Freshman | Guard | 6-4 | 200 | Oklahoma City, Okla. | Link Academy

CAREER STATISTICS

Season	GP-GS	Min/Avg	FG	FGA	FG%	3FG	3FGA	3P%	FTM	FTA	FT%	O	D	REB	AVG	PF	FO	AST	TO	BLK	STL	PTS	AVG
2024-25	15-0	77/5.1	9	16	56.3	0	2	00.0	6	10	60.0	1	4	5	0.3	15	0	10	7	1	4	24	1.6

2024-25 NOTES

- One of five freshman on the roster that ranked as the nation's No. 5 recruiting class.
- Played the final seven minutes of the win at No. 5 Florida, playing a key defensive role in addition to one assists and one rebound (Jan. 14).

PERSONAL

BIRTHDAY

May 6, 2006

CAREER AMBITIONS

Real Estate

CAREER BESTS

POINTS

5, 2x (last vs. Alabama St, 12/30/24)

REBOUNDS

2, at Texas, 1/21/25

ASSISTS

2, 3x (last at Tennessee, 2/5/25)

BLOCKED SHOTS

1, vs. California, 12/3/24

STEALS

3, at Auburn, 1/4/25

MINUTES

13, at Auburn, 1/4/25

FIELD GOALS MADE

2, 3x (last at Tennessee, 2/5/25)

3-POINT FIELD GOALS MADE

n/a

FREE THROWS MADE

3, vs. Alabama State, 12/30/24

MISCELLANEOUS

	SEASON	CAREER
Led MU in Points	0	0
Led MU in Rebounds	0	0
Led MU in Assists	0	0
20+ Points	0	0
10+ Points	0	0
10+ Rebounds	0	0
5+ Assists	0	0
Double-Doubles	0	0

2024-25 GAME-BY-GAME STATISTICS

Opponent	GS	Min	FG	FGA	3FG	3FGA	FT	FTA	OFF	DEF	REB	PF	AST	TO	STL	BLK	PTS
at Memphis																	
HOWARD																	
EASTERN WASHINGTON																	
MISSISSIPPI VALLEY ST																	
PACIFIC	7	1	1	0	0	0	0	0	0	0	0	1	1	0	1	0	2
ARKANSAS-PINE BLUFF	4	2	2	0	0	0	1	3	0	0	0	1	0	1	0	0	5
LINDENWOOD	2	0	1	0	0	0	0	0	0	1	1	1	0	1	0	0	0
CALIFORNIA	4	2	2	0	0	0	0	0	0	0	0	0	0	1	0	1	4
KANSAS	2	0	1	0	0	0	0	0	0	0	0	0	0	0	0	0	0
LIU	3	0	0	0	0	0	0	0	0	0	0	0	1	0	0	0	0
JACKSONVILLE STATE																	
vs. Illinois																	
ALABAMA STATE	6	1	1	0	0	0	3	3	1	0	1	2	0	1	0	0	5
at Auburn	13	0	2	0	0	0	1	2	0	0	0	1	2	2	3	0	1
LSU																	
VANDERBILT																	
at Florida	7	0	0	0	0	0	0	0	0	1	1	1	1	0	0	0	0
ARKANSAS	1	0	0	0	0	0	0	0	0	0	0	0	0	0	0	0	0
at Texas	12	1	1	0	0	0	1	2	0	2	2	3	2	1	0	0	3
OLE MISS																	
at Mississippi State	3	0	1	0	1	0	0	0	0	0	0	1	1	0	0	0	0
at Tennessee	8	2	4	0	1	0	0	0	0	0	0	2	2	0	0	0	4
TEXAS A&M																	
OKLAHOMA	4	0	0	0	0	0	0	0	0	0	0	2	0	0	0	0	0
at Georgia																	
ALABAMA	1	0	0	0	0	0	0	0	0	0	0	0	0	0	0	0	0
at Arkansas																	
SOUTH CAROLINA																	
at Vanderbilt																	
at Oklahoma																	
KENTUCKY																	



6 ANNOR BOATENG

@annor2024
 @annor.boat

Freshman | Guard | 6-6 | 215 | Little Rock, Ark. | Little Rock Central High School

CAREER STATISTICS

Season	GP-GS	Min/Avg	FG	FGA	FG%	3FG	3FGA	3P%	FTM	FTA	FT%	O	D	REB	AVG	PF	FO	AST	TO	BLK	STL	PTS	AVG
2024-25	13-7	97/7.5	9	24	37.5	1	9	11.1	11	15	73.3	4	5	9	0.7	10	0	4	9	1	5	30	2.3

2024-25 NOTES

- Scored in double figures for the first time in his career against Mississippi Valley State, tallying 10 points to go with three boards and two steals (Nov. 14).
- One of five freshman on the roster that ranked as the nation's No. 5 recruiting class.
- Missouri's highest-ranked recruit since Michael Porter Jr. in 2017, ranking No. 26 by 247 Sports, No. 33 in the ESPN 100 and No. 34 by Rivals.
- Represented Ghana and the All-World Team at the Nike Hoop Summit.

PERSONAL

BIRTHDAY

November 13, 2005

CAREER AMBITIONS

Computer programming, data scientist or cybersecurity

CAREER BESTS

POINTS

10, vs. MVSU, 11/14/24

REBOUNDS

3, vs. MVSU, 11/14/24

ASSISTS

1, 4x (last vs. Oklahoma, 2/12/25)

BLOCKED SHOTS

1, at Auburn, 1/4/25

STEALS

2, vs. MVSU, 11/14/24

MINUTES

26, vs. MVSU, 11/14/24

FIELD GOALS MADE

3, vs. MVSU, 11/14/24

3-POINT FIELD GOALS MADE

1, at Mississippi State, 2/1/25

FREE THROWS MADE

4, vs. MVSU, 11/14/24

MISCELLANEOUS

	SEASON	CAREER
Led MU in Points	0	0
Led MU in Rebounds	0	0
Led MU in Assists	0	0
20+ Points	0	0
10+ Points	1	1
10+ Rebounds	0	0
5+ Assists	0	0
Double-Doubles	0	0

2024-25 GAME-BY-GAME STATISTICS

Opponent	GS	Min	FG	FGA	3FG	3FGA	FT	FTA	OFF	DEF	REB	PF	AST	TO	STL	BLK	PTS
at Memphis																	
HOWARD	*	9	2	4	0	1	1	2	0	1	1	0	1	0	1	0	6
EASTERN WASHINGTON	*	3	1	1	0	0	0	0	0	0	0	0	0	0	0	0	2
MISSISSIPPI VALLEY ST	*	26	3	7	0	2	4	6	2	1	3	1	0	0	2	0	10
PACIFIC	*	14	1	3	0	2	1	2	0	1	1	2	0	3	0	0	3
ARKANSAS-PINE BLUFF	*	11	1	4	0	2	3	3	0	0	0	2	1	2	1	0	5
LINDENWOOD	*	3	0	0	0	0	0	0	0	0	0	0	0	0	0	0	0
CALIFORNIA	*	4	0	0	0	0	0	0	1	0	1	0	0	1	0	0	0
KANSAS																	
LIU		8	0	4	0	1	0	0	1	0	1	1	0	2	0	0	0
JACKSONVILLE STATE																	
vs. Illinois																	
ALABAMA STATE		2	0	0	0	0	0	0	0	1	1	0	0	0	0	0	0
at Auburn		12	0	0	0	0	2	2	0	0	0	3	1	0	1	1	2
LSU																	
VANDERBILT																	
at Florida																	
ARKANSAS		1	0	0	0	0	0	0	0	0	0	0	0	0	0	0	0
at Texas																	
OLE MISS																	
at Mississippi State		3	1	1	1	1	0	0	0	1	1	0	0	1	0	0	0
at Tennessee																	
TEXAS A&M																	
OKLAHOMA		2	0	0	0	0	0	0	0	0	0	1	1	0	0	0	0
at Georgia																	
ALABAMA																	
at Arkansas																	
SOUTH CAROLINA																	
at Vanderbilt																	
at Oklahoma																	
KENTUCKY																	



7 TRENT BURNS

 @Tr3ntB21

 @trent.burnsss

Freshman | Center | 7-5 | 235 | Cypress, Texas | Good Vision Academy

CAREER STATISTICS

Season	GP-GS	Min/Avg	FG	FGA	FG%	3FG	3FGA	3P%	FTM	FTA	FT%	O	D	REB	AVG	PF	FO	AST	TO	BLK	STL	PTS	AVG
2024-25	0-0	0/0.0	0	0	0.0	0	0	0.0	0	0	0.0	0	0	0	0.0	0	0	0	0	0	0	0	0.0

2024-25 NOTES

- Out with an injury.
- One of five freshman on the roster that ranked as the nation's No. 5 recruiting class.
- Ranked as the nation's No. 74 recruit by Rivals.

PERSONAL

BIRTHDAY

May 24, 2005

CAREER AMBITIONS

NBA Front Office

CAREER BESTS

POINTS

n/a

REBOUNDS

n/a

ASSISTS

n/a

BLOCKED SHOTS

n/a

STEALS

n/a

MINUTES

n/a

FIELD GOALS MADE

n/a

3-POINT FIELD GOALS MADE

n/a

FREE THROWS MADE

n/a

MISCELLANEOUS

	SEASON	CAREER
Led MU in Points	0	0
Led MU in Rebounds	0	0
Led MU in Assists	0	0
20+ Points	0	0
10+ Points	0	0
10+ Rebounds	0	0
5+ Assists	0	0
Double-Doubles	0	0

2024-25 GAME-BY-GAME STATISTICS

Opponent	GS	Min	FG	FGA	3FG	3FGA	FT	FTA	OFF	DEF	REB	PF	AST	TO	STL	BLK	PTS
at Memphis																	
HOWARD																	
EASTERN WASHINGTON																	
MISSISSIPPI VALLEY ST																	
PACIFIC																	
ARKANSAS-PINE BLUFF																	
LINDENWOOD																	
CALIFORNIA																	
KANSAS																	
LIU																	
JACKSONVILLE STATE																	
vs. Illinois																	
ALABAMA STATE																	
at Auburn																	
LSU																	
VANDERBILT																	
at Florida																	
ARKANSAS																	
at Texas																	
OLE MISS																	
at Mississippi State																	
at Tennessee																	
TEXAS A&M																	
OKLAHOMA																	
at Georgia																	
ALABAMA																	
at Arkansas																	
SOUTH CAROLINA																	
at Vanderbilt																	
at Oklahoma																	
KENTUCKY																	



11 TRENT PIERCE

@trentpierce22

@trentpierce22

Sophomore | Guard / Forward | 6-10 | 220 | Tulsa, Okla. | AZ Compass Prep

CAREER STATISTICS

Season	GP-GS	Min/Avg	FG	FGA	FG%	3FG	3FGA	3P%	FTM	FTA	FT%	O	D	REB	AVG	PF	FO	AST	TO	BLK	STL	PTS	AVG
2023-24	21- 3	137/6.5	16	46	34.8	5	29	17.2	1	6	16.7	4	22	26	1.2	23	1	1	9	4	7	38	1.8
2024-25	25-13	434/17.4	64	135	47.4	25	82	30.5	32	53	60.4	30	54	84	3.4	42	0	26	18	5	19	185	7.4
TOTAL	46-16	571/12.4	80	181	44.2	30	111	27.0	33	59	55.9	34	76	110	2.4	65	1	27	27	9	26	223	4.8

2024-25 NOTES

- Raised his scoring average by 5.6 points from last season, while improving his field goal mark by 12.6 percent and his 3-point clip by 13.3 percent.
- Scored in double figures seven times in 25 games this season (and at least eight points in 15 games) after doing so once in 21 contests as a rookie.
- Tallied a career-best 24 points versus LIU, setting career highs with eight made field goals and five made triples (Dec. 14). Surpassed his previous best total of 13, set in the season opener versus Memphis (Nov. 5).
- Shooting 73.6 percent from 2-point range this season (39-53).

PERSONAL

BIRTHDAY

October 22, 2004

CAREER AMBITIONS

Engineering

CAREER BESTS

POINTS

S: 24, vs. LIU, 12/14/24

C: 24, vs. LIU, 12/14/24

REBOUNDS

S: 8, vs. Alabama State, 12/30/24

C: 8, vs. Alabama State, 12/30/24

ASSISTS

S: 5, vs. Alabama, 2/19/25

C: 5, vs. Alabama, 2/19/25

BLOCKED SHOTS

S: 1, 5x (last vs. Jax State, 12/17/24)

C: 1, 8x (last vs. Jax State, 12/17/24)

STEALS

S: 3, 2x (last vs. LIU, 12/14/24)

C: 3, 2x (last vs. LIU, 12/14/24)

MINUTES

S: 33, vs. Ole Miss, 1/25/25

C: 33, vs. Ole Miss, 1/25/25

FIELD GOALS MADE

S: 8, vs. LIU, 12/14/24

C: 8, vs. LIU, 12/14/24

3-POINT FIELD GOALS MADE

S: 5, vs. LIU, 12/14/24

C: 5, vs. LIU, 12/14/24

FREE THROWS MADE

S: 5, vs. Pacific, 11/22/24

C: 5, vs. Pacific, 11/22/24

MISCELLANEOUS

	SEASON	CAREER
Led MU in Points	1	1
Led MU in Rebounds	1	1
Led MU in Assists	3	3
20+ Points	1	1
10+ Points	7	8
10+ Rebounds	0	0
5+ Assists	1	1
Double-Doubles	0	0

2024-25 GAME-BY-GAME STATISTICS

Opponent	GS	Min	FG	FGA	3FG	3FGA	FT	FTA	OFF	DEF	REB	PF	AST	TO	STL	BLK	PTS
at Memphis		14	5	10	2	6	1	2	1	0	1	0	0	0	0	0	13
HOWARD		6	0	1	0	1	0	0	0	1	1	1	0	0	0	1	0
EASTERN WASHINGTON		Did Not Play															
MISSISSIPPI VALLEY ST		13	2	5	0	2	4	7	0	1	1	1	0	0	1	1	8
PACIFIC		14	2	4	1	3	5	6	3	2	5	2	1	1	0	1	10
ARKANSAS-PINE BLUFF		14	4	6	1	3	0	0	0	1	1	0	1	0	1	0	9
LINDENWOOD		19	4	6	0	2	4	4	1	3	4	1	0	3	3	0	12
CALIFORNIA		7	0	0	0	0	0	0	0	0	0	0	0	0	0	0	0
KANSAS		5	0	0	0	0	0	0	0	1	1	0	0	0	1	0	0
LIU		20	8	14	5	11	3	3	2	2	4	0	1	1	3	1	24
JACKSONVILLE STATE		28	3	5	2	4	4	4	3	1	4	1	0	0	0	1	12
vs. Illinois		18	1	4	0	3	0	2	1	3	4	4	0	0	0	0	2
ALABAMA STATE	*	23	4	7	2	5	2	3	0	8	8	3	2	1	0	0	12
at Auburn		17	3	5	1	3	1	2	1	1	2	0	0	1	1	0	8
LSU	*	20	2	5	1	4	2	3	1	2	3	4	2	1	1	0	7
VANDERBILT	*	28	3	7	2	5	1	2	1	3	4	3	1	2	1	0	9
at Florida	*	24	3	7	1	3	0	2	3	3	6	4	2	2	1	0	7
ARKANSAS	*	19	4	4	2	2	0	0	0	5	5	4	4	1	0	0	10
at Texas	*	18	3	8	2	5	0	0	1	1	2	4	0	1	1	0	8
OLE MISS	*	33	2	8	0	4	3	6	2	4	6	3	4	4	1	0	7
at Mississippi State	*	23	4	8	1	4	0	0	1	6	7	2	0	0	1	0	9
at Tennessee	*	15	1	5	0	3	0	0	2	1	3	0	1	0	1	0	2
TEXAS A&M	*	6	0	2	0	2	0	0	0	1	1	0	0	0	0	0	0
OKLAHOMA	*	2	0	0	0	0	0	0	0	0	0	0	0	0	0	0	0
at Georgia	*	19	3	9	1	4	1	2	5	0	5	1	2	0	0	0	8
ALABAMA	*	27	3	5	1	3	1	5	2	4	6	4	5	0	2	0	8
at Arkansas																	
SOUTH CAROLINA																	
at Vanderbilt																	
at Oklahoma																	
KENTUCKY																	



12 TONY PERKINS

@Saucy__T
 @tonyperkins11_

Graduate | Guard | 6-4 | 200 | Indianapolis, Ind. | Iowa

CAREER STATISTICS

Season	GP-GS	Min/Avg	FG	FGA	FG%	3FG	3FGA	3P%	FTM	FTA	FT%	O	D	REB	AVG	PF	FO	AST	TO	BLK	STL	PTS	AVG
2020-21	24-0	149/6.2	15	33	45.5	1	3	33.3	7	15	46.7	10	21	31	1.3	21	0	16	3	1	5	38	1.6
2021-22	36-15	654/18.2	99	222	44.6	17	53	32.1	52	65	80.0	32	56	88	2.4	62	1	59	33	3	32	267	7.4
2022-23	32-32	950/29.7	143	325	44.0	22	66	33.3	87	114	76.3	44	87	131	4.1	67	1	88	55	13	46	395	12.3
2023-24	34-34	1049/30.8	163	377	43.2	23	77	29.9	126	160	78.8	38	110	148	4.4	68	1	158	66	15	54	475	14.0
2024-25	24-20	553/23.0	61	132	46.2	14	43	32.6	64	86	74.4	16	45	61	2.5	46	0	60	35	2	29	200	8.3
TOTAL	150-101	3354/22.4	481	1089	44.2	77	242	31.8	336	440	76.4	140	319	459	3.1	264	3	381	192	34	166	1375	9.2

PERSONAL

BIRTHDAY

December 4, 2001

CAREER AMBITIONS

Coach or Commentator

SEASON & CAREER BESTS

POINTS

S: 18, 2x (last vs. Illinois, 12/22/24)

C: 32, vs. Illinois, 2/4/23

REBOUNDS

S: 6, vs. Illinois, 12/22/24

C: 12, at Illinois, 3/6/22

ASSISTS

S: 5, 3x (last at Tennessee, 2/5/25)

C: 15, vs. Nebraska, 1/12/24

BLOCKED SHOTS

S: 1, 2x (last vs. Alabama St, 12/30/24)

C: 2, 6x (last vs. Minnesota, 2/11/24)

STEALS

S: 5, vs. Oklahoma, 2/12/25

C: 5, 2x (last vs. Oklahoma, 2/12/25)

MINUTES

S: 37, vs. Illinois, 12/22/24

C: 44, vs. Wisconsin, 12/11/22

FIELD GOALS MADE

S: 5, 4x (last at Tennessee, 2/5/25)

C: 11, vs. Ohio State, 2/16/23

3-POINT FIELD GOALS MADE

S: 3, at Tennessee, 2/5/25

C: 4, vs. Michigan State, 2/25/23

FREE THROWS MADE

S: 8, vs. Illinois, 12/22/24

C: 15, vs. Illinois, 2/4/23

MISCELLANEOUS

	SEASON	CAREER
Led MU in Points	2	2
Led MU in Rebounds	1	1
Led MU in Assists	8	8
30+ Points	0	1
20+ Points	0	14
10+ Points	7	64
10+ Rebounds	0	2
5+ Assists	3	27
Double-Doubles	0	4

CAREER HONORS

- 2023-24 All-Big Ten Second Team
- 2022-23 All-Big Ten Honorable Mention

2024-25 NOTES

- Averaging 9.3 points over the last eight games, shooting 51.0 percent overall and 43.8 percent from 3-point range.
- Led Mizzou versus Illinois with a season-best 18 points, six rebounds, three steals and three assists (Dec. 22).
- One of 12 collegiate players invited to the Chris Paul Elite Guard Camp this summer.
- One of nine players in the country last season with 475 points, 140 rebounds, 150 assists and 50 steals.
- Finished his career at Iowa as one of three players with 1,100 points, 375 rebounds, 300 assists and 130 steals.
- Ranked as high as the nation's No. 13 transfer by CBS Sports.

2024-25 GAME-BY-GAME STATISTICS

Opponent	GS	Min	FG	FGA	3FG	3FGA	FT	FTA	OFF	DEF	REB	PF	AST	TO	STL	BLK	PTS
at Memphis		21	2	7	0	2	2	3	0	2	2	4	1	1	1	1	6
HOWARD	*	24	0	3	0	1	4	6	0	4	4	1	2	2	2	0	4
EASTERN WASHINGTON	*	31	2	5	0	2	4	5	0	1	1	3	5	4	0	0	8
MISSISSIPPI VALLEY ST		Did Not Play															
PACIFIC		Did Not Play															
ARKANSAS-PINE BLUFF		14	1	2	0	1	5	5	0	0	0	3	3	0	1	0	7
LINDENWOOD		23	5	8	1	3	7	9	1	3	4	1	1	3	2	0	18
CALIFORNIA		16	1	3	0	1	3	5	0	1	1	1	3	2	1	0	5
KANSAS	*	30	4	10	0	2	0	0	0	3	3	3	1	1	1	0	8
LIU	*	19	2	3	2	3	0	0	0	3	3	1	2	1	0	0	6
JACKSONVILLE STATE	*	18	3	8	2	5	0	0	0	0	0	1	0	0	1	0	8
vs. Illinois	*	37	5	11	0	1	8	9	2	4	6	3	3	1	3	0	18
ALABAMA STATE	*	30	5	7	0	0	2	2	2	3	5	1	3	3	2	1	12
at Auburn	*	20	2	3	0	0	0	0	1	0	1	2	3	2	2	0	4
LSU	*	18	1	5	1	2	0	0	0	1	1	2	4	2	2	0	3
VANDERBILT	*	12	2	2	1	1	0	0	0	0	0	0	0	3	0	0	5
at Florida	*	18	1	6	0	3	2	3	2	1	3	1	2	2	0	0	4
ARKANSAS	*	20	3	6	1	3	4	6	0	1	1	1	3	1	1	0	11
at Texas	*	19	2	4	1	2	1	2	1	1	2	4	3	1	0	0	6
OLE MISS	*	28	1	4	0	1	4	6	2	3	5	2	2	3	3	0	6
at Mississippi State	*	31	3	6	1	1	1	2	0	2	2	2	5	0	0	0	8
at Tennessee	*	30	5	7	3	3	3	5	1	4	5	4	5	0	0	0	16
TEXAS A&M	*	18	2	5	0	1	4	6	1	1	2	2	1	1	1	0	8
OKLAHOMA	*	25	4	5	0	1	4	4	0	4	4	2	0	2	5	0	12
at Georgia	*	27	3	8	1	3	0	0	1	2	3	0	4	0	1	0	7
ALABAMA	*	24	2	4	0	1	6	8	2	1	3	2	4	0	0	0	10
at Arkansas																	
SOUTH CAROLINA																	
at Vanderbilt																	
at Oklahoma																	
KENTUCKY																	



21 PEYTON MARSHALL

@nlmbpeyton

@peyton21fr

Freshman | Center | 7-0 | 300 | Atlanta, Ga. | Overtime Elite

CAREER STATISTICS

Season	GP-GS	Min/Avg	FG	FGA	FG%	3FG	3FGA	3P%	FTM	FTA	FT%	O	D	REB	AVG	PF	FO	AST	TO	BLK	STL	PTS	AVG
2024-25	19-0	86/4.5	7	15	46.7	0	0	0.0	5	18	27.8	5	16	21	1.1	13	0	3	10	6	6	19	1.0

2024-25 NOTES

- Tallied six points, three boards and one steal against California, all coming during a second-half rally (Dec. 3).
- One of five freshman on the roster that ranked as the nation's No. 5 recruiting class.
- Ranked as the nation's No. 69 recruit by 247 Sports.

PERSONAL

BIRTHDAY

October 19, 2005

CAREER AMBITIONS

Sports Broadcaster

CAREER BESTS

POINTS

6, vs. California, 12/3/24

REBOUNDS

4, vs. Pacific, 11/22/24

ASSISTS

2, vs. MVSU, 11/14/24

BLOCKED SHOTS

2, vs. MVSU, 11/14/24

STEALS

3, vs. MVSU, 11/14/24

MINUTES

14, 2x (last vs. California, 12/3/24)

FIELD GOALS MADE

3, vs. California, 12/3/24

3-POINT FIELD GOALS MADE

n/a

FREE THROWS MADE

3, vs. Ark.-Pine Bluff, 11/24/24

MISCELLANEOUS

	SEASON	CAREER
Led MU in Points	0	0
Led MU in Rebounds	0	0
Led MU in Assists	0	0
20+ Points	0	0
10+ Points	0	0
10+ Rebounds	0	0
5+ Assists	0	0
Double-Doubles	0	0

2024-25 GAME-BY-GAME STATISTICS

Opponent	GS	Min	FG	FGA	3FG	3FGA	FT	FTA	OFF	DEF	REB	PF	AST	TO	STL	BLK	PTS
at Memphis	3	0	0	0	0	0	0	0	0	0	0	1	0	0	0	0	0
HOWARD	Did Not Play																
EASTERN WASHINGTON	5	0	0	0	0	0	0	0	0	2	2	1	0	1	0	0	0
MISSISSIPPI VALLEY ST	14	0	0	0	0	0	1	4	0	1	1	1	2	0	3	2	1
PACIFIC	11	1	2	0	0	0	1	4	2	2	4	0	0	0	0	0	3
ARKANSAS-PINE BLUFF	5	0	1	0	0	0	3	6	1	1	2	0	0	0	0	1	3
LINDENWOOD	3	0	0	0	0	0	0	0	0	0	0	1	0	2	0	0	0
CALIFORNIA	14	3	3	0	0	0	0	2	0	3	3	0	1	0	1	0	6
KANSAS	4	0	0	0	0	0	0	0	0	1	1	2	0	1	0	1	0
LIU	3	0	0	0	0	0	0	2	0	1	1	0	0	2	0	1	0
JACKSONVILLE STATE	1	0	0	0	0	0	0	0	0	0	0	1	0	0	0	0	0
vs. Illinois	6	1	4	0	0	0	0	0	1	1	2	1	0	0	0	1	2
ALABAMA STATE	Did Not Play																
at Auburn	1	0	0	0	0	0	0	0	0	0	0	1	0	2	0	0	0
LSU	Did Not Play																
VANDERBILT	Did Not Play																
at Florida	3	0	0	0	0	0	0	0	0	1	1	2	0	0	1	0	0
ARKANSAS	7	0	1	0	0	0	0	0	0	0	0	0	0	0	0	0	0
at Texas	Did Not Play																
OLE MISS	1	0	0	0	0	0	0	0	1	1	2	0	0	1	0	0	0
at Mississippi State	1	1	1	0	0	0	0	0	0	1	1	0	0	1	1	0	2
at Tennessee	2	1	1	0	0	0	0	0	0	0	0	1	0	0	0	0	2
TEXAS A&M	Did Not Play																
OKLAHOMA	1	0	1	0	0	0	0	0	0	1	1	1	0	0	0	0	0
at Georgia	1	0	1	0	0	0	0	0	0	0	0	0	0	0	0	0	0
ALABAMA	Did Not Play																
at Arkansas																	
SOUTH CAROLINA																	
at Vanderbilt																	
at Oklahoma																	
KENTUCKY																	



23 AIDAN SHAW

@TheAidanShaw

@aidanxshaw

Junior | Guard / Forward | 6-9 | 210 | Overland Park, Kan. | Blue Valley High School

CAREER STATISTICS

Season	GP-GS	Min/Avg	FG	FGA	FG%	3FG	3FGA	3P%	FTM	FTA	FT%	O	D	REB	AVG	PF	FO	AST	TO	BLK	STL	PTS	AVG
2022-23	32- 2	338/10.6	36	64	56.3	6	21	28.6	7	12	58.3	20	35	55	1.7	45	0	4	9	10	8	85	2.7
2023-24	32-10	512/16.0	49	68	72.1	0	2	0.0	18	38	47.4	39	83	122	3.8	68	3	12	20	36	17	116	3.6
2024-25	22- 0	219/10.0	26	41	63.4	4	8	50.0	7	13	53.8	13	26	39	1.8	18	0	6	8	10	8	63	2.8
TOTAL	86-12	1069/12.4	111	173	64.2	10	31	32.3	32	63	50.8	72	144	216	2.5	131	3	22	37	56	33	264	3.1

2024-25 NOTES

- Scored in double figures for the fifth time in his career at Memphis, scoring 11 points on a perfect 4-for-4 shooting, including one made triple and 2-for-2 from the free-throw line (Nov. 4).
- Finished the 2023-24 season ranked 186th nationally and 10th in the SEC with 1.13 blocks per game.

PERSONAL

BIRTHDAY

September 17, 2003

CAREER AMBITIONS

Architecture business

CAREER BESTS

POINTS

S: 11, at Memphis, 11/4/24

C: 14, vs. Georgia, 1/6/23

REBOUNDS

S: 6, 2x (last vs. UAPB, 11/24/24)

C: 9, 3x (last vs. Auburn, 3/5/24)

ASSISTS

S: 2, vs. LIU, 12/14/24

C: 2, 4x (last vs. LIU, 12/14/24)

BLOCKED SHOTS

S: 3, vs. Lindenwood, 11/27/24

C: 5, 2x (last vs. S Carolina St, 11/22/23)

STEALS

S: 2, 2x (last vs. UAPB, 11/24/24)

C: 2, 6x (last vs. Howard, 11/8/24)

MINUTES

S: 27, vs. Howard, 11/8/24

C: 27, vs. Howard, 11/8/24

FIELD GOALS MADE

S: 4, at Memphis, 11/4/24

C: 7, vs. Georgia, 1/6/23

3-POINT FIELD GOALS MADE

S: 1, 4x (last vs. Alabama St, 12/30/24)

C: 2, vs. Arkansas, 1/18/23

FREE THROWS MADE

S: 2, 3x (last vs. Lindenwood, 11/27/24)

C: 3, 3x (last vs. Auburn, 3/5/24)

MISCELLANEOUS

	SEASON	CAREER
Led MU in Points	0	0
Led MU in Rebounds	1	11
Led MU in Assists	0	0
20+ Points	0	0
10+ Points	1	5
10+ Rebounds	0	0
5+ Assists	0	0
Double-Doubles	0	0

2024-25 GAME-BY-GAME STATISTICS

Opponent	GS	Min	FG	FGA	3FG	3FGA	FT	FTA	OFF	DEF	REB	PF	AST	TO	STL	BLK	PTS
at Memphis	17	4	4	1	1	2	2	1	1	2	3	0	1	0	0	11	
HOWARD	27	2	3	0	0	0	0	1	0	1	2	1	1	2	1	4	
EASTERN WASHINGTON	12	1	3	0	0	0	0	0	1	1	0	0	0	0	0	2	
MISSISSIPPI VALLEY ST	9	2	2	1	1	0	2	3	3	6	3	1	0	0	0	5	
PACIFIC	Did Not Play																
ARKANSAS-PINE BLUFF	15	2	4	0	1	2	4	1	5	6	1	0	0	2	0	6	
LINDENWOOD	23	3	4	0	1	2	3	2	1	3	3	0	2	0	3	8	
CALIFORNIA	18	1	1	0	0	0	0	0	3	3	1	0	0	1	2	2	
KANSAS	11	1	1	0	0	0	0	1	1	2	0	0	1	1	0	2	
LIU	26	2	5	1	1	1	2	2	3	5	1	2	1	0	2	6	
JACKSONVILLE STATE	5	0	0	0	0	0	0	0	1	1	1	0	0	0	1	0	
vs. Illinois	10	2	3	0	0	0	0	0	2	2	0	1	0	0	0	4	
ALABAMA STATE	19	2	3	1	2	0	0	0	2	2	1	1	0	1	0	5	
at Auburn	3	1	2	0	0	0	0	0	0	0	0	0	0	0	0	2	
LSU	6	2	2	0	0	0	0	2	0	2	0	0	0	0	0	4	
VANDERBILT	2	0	0	0	0	0	0	0	0	0	0	0	1	0	0	0	
at Florida	Did Not Play																
ARKANSAS	Did Not Play																
at Texas	2	0	1	0	0	0	0	0	0	0	0	0	0	0	0	0	
OLE MISS	3	0	1	0	0	0	0	0	0	0	0	0	0	0	0	0	
at Mississippi State	1	0	0	0	0	0	0	0	0	0	0	0	0	0	0	0	
at Tennessee	1	0	0	0	0	0	0	0	0	0	0	0	0	0	0	0	
TEXAS A&M	1	0	0	0	0	0	0	0	0	0	0	0	0	0	0	0	
OKLAHOMA	8	1	2	0	1	0	0	0	3	3	1	0	1	1	1	2	
at Georgia	Did Not Play																
ALABAMA	1	0	0	0	0	0	0	0	0	0	1	0	0	0	0	0	
at Arkansas																	
SOUTH CAROLINA																	
at Vanderbilt																	
at Oklahoma																	
KENTUCKY																	



25 MARK MITCHELL

@Mark_mitchell25

@mark.mitchell25

Junior | Guard / Forward | 6-9 | 230 | Kansas City, Kan. | Duke

CAREER STATISTICS

Season	GP-GS	Min/Avg	FG	FGA	FG%	3FG	3FGA	3P%	FTM	FTA	FT%	O	D	REB	AVG	PF	FO	AST	TO	BLK	STL	PTS	AVG
2022-23	35-35	948/27.1	114	243	46.9	19	54	35.2	71	93	76.3	47	111	158	4.5	35	0	42	46	18	22	318	9.1
2023-24	33-32	945/28.6	136	252	54.0	11	40	27.5	99	159	62.3	74	123	197	6.0	54	1	36	38	24	26	382	11.6
2024-25	26-26	707/27.2	118	236	50.0	11	46	23.9	107	167	64.1	36	85	121	4.7	40	0	48	35	23	30	354	13.6
TOTAL	94-93	2600/27.7	368	731	50.3	41	140	29.3	277	419	66.1	157	319	476	5.1	129	1	126	119	65	78	1054	11.2

2024-25 NOTES

- Leads Mizzou with 13.6 points, second with 4.7 rebounds, fourth with 48 assists and first with 0.9 blocks.
- Averaging 20.5 points in his last four games, shooting 63.0 percent from the field.
- Coming off a career-best 31 points in the win at No. 4 Alabama, making 11-of-15 field goals (Feb. 19).
- Has scored at least 25 points in two of his last three games as previously set his career high with 25 against Oklahoma. Also tallied his 1,000th-career point in the winning effort (Feb. 12).
- His 18 free-throw attempts versus the Sooners are the most by a Tiger since 2014.
- Ranks 41st nationally with 167 free-throw attempts and 42nd with 6.3 fouls drawn per 40 minutes.
- Ranked as high as the nation's No. 7 transfer by CBS Sports.

PERSONAL

BIRTHDAY

September 1, 2003

CAREER AMBITIONS

Sports Analyst

SEASON & CAREER BESTS

POINTS

S: 31, vs. Alabama, 2/19/25

C: 31, vs. Alabama, 2/19/25

REBOUNDS

S: 8, vs. Howard, 11/8/24

C: 14, at Notre Dame, 1/6/24

ASSISTS

S: 6, vs. Jacksonville State, 12/17/24

C: 6, vs. Jacksonville State, 12/17/24

BLOCKED SHOTS

S: 3, 3x (last vs. Jax State, 12/17/24)

C: 3, 4x (last vs. Jax State, 12/17/24)

STEALS

S: 5, vs. MVSU, 11/14/24

C: 5, vs. MVSU, 11/14/24

MINUTES

S: 36, vs. Arkansas, 1/18/25

C: 38, vs. Wake Forest, 2/12/24

FIELD GOALS MADE

S: 11, vs. Alabama, 2/19/25

C: 11, vs. Alabama, 2/19/25

3-POINT FIELD GOALS MADE

S: 2, vs. MVSU, 11/14/24

C: 2, 9x (last vs. MVSU, 11/14/24)

FREE THROWS MADE

S: 13, vs. Oklahoma, 2/12/25

C: 13, vs. Oklahoma, 2/12/25

MISCELLANEOUS

	SEASON	CAREER
Led MU in Points	6	6
Led MU in Rebounds	10	10
Led MU in Assists	4	4
30+ Points	1	1
20+ Points	4	9
10+ Points	18	55
10+ Rebounds	0	3
5+ Assists	2	3
Double-Doubles	0	3

2024-25 GAME-BY-GAME STATISTICS

Opponent	GS	Min	FG	FGA	3FG	3FGA	FT	FTA	OFF	DEF	REB	PF	AST	TO	STL	BLK	PTS
at Memphis	*	28	2	6	0	1	4	8	3	4	7	2	2	4	2	0	8
HOWARD	*	28	4	7	0	1	8	8	3	5	8	2	1	3	0	0	16
EASTERN WASHINGTON	*	31	6	10	0	1	1	4	1	2	3	1	1	1	2	1	13
MISSISSIPPI VALLEY ST	*	17	4	7	2	4	3	6	1	2	3	1	3	0	5	1	13
PACIFIC	*	19	1	6	1	3	1	2	1	2	3	1	1	1	0	1	4
ARKANSAS-PINE BLUFF	*	19	8	11	0	2	4	5	2	2	4	1	0	0	1	1	20
LINDENWOOD	*	17	1	4	0	2	1	2	1	4	5	0	1	2	0	0	3
CALIFORNIA	*	24	8	14	1	2	4	8	2	3	5	2	0	1	1	0	21
KANSAS	*	34	4	14	1	4	8	12	1	3	4	3	1	1	1	3	17
LIU	*	26	7	9	0	0	1	5	0	7	7	1	5	2	0	3	15
JACKSONVILLE STATE	*	34	6	12	0	1	6	9	1	5	6	0	6	0	2	3	18
vs. Illinois	*	33	6	12	0	2	6	12	3	3	6	1	2	4	2	1	18
ALABAMA STATE	*	26	5	6	0	1	4	5	2	2	4	1	0	3	0	0	14
at Auburn	*	17	2	9	1	3	1	2	1	0	1	2	0	0	0	0	6
LSU	*	30	4	6	1	1	2	4	0	3	3	2	2	2	2	0	11
VANDERBILT	*	29	6	11	0	1	7	9	2	5	7	0	1	1	0	1	19
at Florida	*	30	5	11	0	0	5	6	4	4	8	4	2	1	0	0	15
ARKANSAS	*	36	6	15	1	2	4	7	0	5	5	1	4	2	2	0	17
at Texas	*	32	1	7	0	3	5	6	2	4	6	1	0	1	1	0	8
OLE MISS	*	27	1	3	0	0	4	6	1	1	2	3	4	1	2	2	6
at Mississippi State	*	20	2	4	1	1	2	3	1	3	4	2	2	0	2	2	7
at Tennessee	*	31	0	6	0	1	4	6	1	1	2	3	2	0	1	0	4
TEXAS A&M	*	24	6	9	0	1	0	0	1	2	3	2	1	0	2	2	12
OKLAHOMA	*	31	6	12	0	2	13	18	1	6	7	2	2	1	2	0	25
at Georgia	*	32	6	10	1	4	1	2	1	4	5	2	2	0	0	1	14
ALABAMA	*	32	11	15	1	3	8	12	0	3	3	0	3	2	0	0	31
at Arkansas																	
SOUTH CAROLINA																	
at Vanderbilt																	
at Oklahoma																	
KENTUCKY																	



31 CALEB GRILL

@caleb_grillo

@calebgrill3

Graduate | Guard | 6-3 | 205 | Wichita, Kan. | Iowa State

CAREER STATISTICS

Season	GP-GS	Min/Avg	FG	FGA	FG%	3FG	3FGA	3P%	FTM	FTA	FT%	O	D	REB	AVG	PF	FO	AST	TO	BLK	STL	PTS	AVG
2019-20	29- 2	399/13.7	22	70	31.4	13	52	25.0	4	7	57.1	8	40	48	1.7	35	0	17	16	2	14	61	2.1
2020-21	27-27	898/33.3	86	217	39.6	55	161	34.2	20	31	64.5	7	80	87	3.2	55	1	61	37	3	37	247	9.1
2021-22	35- 0	844/24.1	79	202	39.1	57	164	34.8	10	16	62.5	14	76	90	2.6	71	1	53	21	6	35	225	6.4
2022-23	25-22	780/31.2	72	183	39.3	53	144	36.8	40	52	76.9	11	88	99	4.0	52	1	35	38	1	31	237	9.5
2023-24	9- 5	200/22.2	24	66	36.4	14	48	29.2	14	17	82.4	12	40	52	5.8	17	0	13	7	2	10	76	8.4
2024-25	21- 1	508/24.2	87	172	50.6	59	129	45.7	48	58	82.8	18	60	78	3.7	32	0	24	18	1	34	281	13.4
TOTAL	146-57	3629/24.9	370	910	40.7	251	698	36.0	136	181	75.1	70	384	454	3.1	262	3	203	137	15	161	1127	7.7

PERSONAL

BIRTHDAY

June 15, 2000

CAREER AMBITIONS

College coaching

SEASON & CAREER BESTS

POINTS

S: 33, vs. E. Washington, 11/11/24

C: 33, vs. E. Washington, 11/11/24

REBOUNDS

S: 10, vs. Alabama, 2/19/25

C: 10, 5x (last vs. Alabama, 2/19/25)

ASSISTS

S: 3, 3x (last vs. Alabama, 2/19/25)

C: 7, at San Jose State, 2/21/21

BLOCKED SHOTS

S: 1, 2x (last vs. Lindenwood, 11/27/24)

C: 2, vs. Kansas State, 2/12/22

STEALS

S: 5, vs. Pacific, 11/22/24

C: 5, 2x (last vs. Pacific, 11/22/24)

MINUTES

S: 32, vs. E. Washington, 11/11/24

C: 39, 2x (last at Boise State, 2/13/21)

FIELD GOALS MADE

S: 10, vs. E. Washington, 11/11/24

C: 11, vs. North Carolina, 11/25/22

3-POINT FIELD GOALS MADE

S: 8, vs. E. Washington, 11/11/24

C: 8, 2x (last vs. E. Wash, 11/11/24)

FREE THROWS MADE

S: 10, vs. Alabama, 2/19/25

C: 10, vs. Alabama, 2/19/25

MISCELLANEOUS

	SEASON	CAREER
Led MU in Points	6	6
Led MU in Rebounds	4	7
Led MU in Assists	1	2
30+ Points	1	2
20+ Points	6	11
10+ Points	14	47
10+ Rebounds	1	5
5+ Assists	0	4
Double-Doubles	1	3

CAREER HONORS

- SEC Player of the Week (Jan. 20, 2025)

2024-25 NOTES

- Team captain.
- Ranks sixth nationally with a 3-point clip of 45.7 percent, while placing 59th with 2.81 triples per game.
- Missed five games from Dec. 3 to Dec. 22 due to a neck injury.
- Tallied a career-best 33 points and eight made 3-pointers in a versus Eastern Washington (Nov. 11).
- His eight made triples tied the Mizzou Arena record. He also made eight in just 10 attempts – the best percentage by a Tiger in school history with at least 10 attempts.
- Led Mizzou to a win at No. 5 Florida with 22 points – making 7-of-11 shots and 6-of-10 from 3-point range (Jan. 14).
- Named SEC Player of the Week on Jan. 20 after averaging 19.5 points – shooting 66.7 percent from the field and 60.0 percent from 3-point range (9-15) – in wins over No. 5 Florida and Arkansas.
- One of 24 players nationally (and first Tiger since 2011-12) with four games of six-plus made triples.
- Averaging 16.0 points in wins (15 appearances) this season but just 5.0 in defeats (five appearances).
- Missed the team's final 23 games of the season last year with a wrist injury.

2024-25 GAME-BY-GAME STATISTICS

Opponent	GS	Min	FG	FGA	3FG	3FGA	FT	FTA	OFF	DEF	REB	PF	AST	TO	STL	BLK	PTS
at Memphis	*	28	2	7	0	4	0	1	1	0	1	4	2	5	0	1	4
HOWARD		14	0	3	0	3	2	2	0	0	0	0	0	2	0	0	2
EASTERN WASHINGTON		32	10	13	8	10	5	8	4	5	9	0	0	2	2	0	33
MISSISSIPPI VALLEY ST		18	4	7	2	4	5	5	0	2	2	1	2	0	0	0	15
PACIFIC		27	9	12	7	9	0	0	0	4	4	1	1	0	5	0	25
ARKANSAS-PINE BLUFF		22	5	9	4	8	0	0	2	1	3	1	1	0	0	0	14
LINDENWOOD		7	1	1	0	0	0	0	0	0	0	1	0	1	1	1	2
CALIFORNIA																	Did Not Play
KANSAS																	Did Not Play
LIU																	Did Not Play
JACKSONVILLE STATE																	Did Not Play
vs. Illinois																	Did Not Play
ALABAMA STATE		11	2	8	2	7	0	0	0	0	0	0	0	0	1	0	6
at Auburn		14	0	3	0	3	0	0	3	3	6	2	1	1	1	0	0
LSU		17	3	5	3	5	1	2	0	2	2	3	0	0	0	0	10
VANDERBILT		27	4	9	2	7	3	3	1	4	5	1	1	0	2	0	13
at Florida		30	7	11	6	10	2	4	1	2	3	2	2	0	3	0	22
ARKANSAS		29	7	10	3	5	0	0	0	5	5	2	3	1	4	0	17
at Texas		29	1	6	1	5	3	4	1	5	6	3	0	0	0	0	6
OLE MISS		30	6	12	5	9	5	5	2	3	5	1	0	2	3	0	22
at Mississippi State		22	7	12	6	11	0	0	0	1	1	1	2	0	0	0	20
at Tennessee		32	4	5	2	3	1	2	1	2	3	1	0	0	2	0	11
TEXAS A&M		31	1	5	0	4	2	2	0	3	3	1	2	2	1	0	4
OKLAHOMA		30	4	9	3	4	4	4	0	5	5	2	3	1	1	0	15
at Georgia		28	4	12	2	9	5	5	1	4	5	1	1	0	4	0	15
ALABAMA		31	6	13	3	9	10	11	1	9	10	4	3	1	3	0	25
at Arkansas																	
SOUTH CAROLINA																	
at Vanderbilt																	
at Oklahoma																	
KENTUCKY																	



33 JOSH GRAY

@NWNBJosh
 @joshgrayofficial

Graduate | Center | 7-0 | 260 | Brooklyn, N.Y. | South Carolina

CAREER STATISTICS

Season	GP-GS	Min/Avg	FG	FGA	FG%	3FG	3FGA	3P%	FTM	FTA	FT%	O	D	REB	AVG	PF	FO	AST	TO	BLK	STL	PTS	AVG
2020-21	10- 0	33/3.3	3	6	50.0	0	0	0.0	2	7	28.6	5	7	12	1.2	7	0	0	2	1	0	8	0.8
2021-22	25- 3	284/11.3	30	58	51.7	0	1	0.0	13	34	38.2	36	51	87	3.5	37	0	9	12	17	11	73	2.9
2022-23	32-15	537/16.8	57	111	51.4	0	1	0.0	24	52	46.2	86	115	201	6.3	74	1	15	31	27	9	138	4.3
2023-24	31- 0	309/10.0	38	70	54.3	0	0	0.0	24	49	49.0	28	59	87	2.8	49	0	14	20	18	3	100	3.2
2024-25	26-14	401/15.4	30	52	57.7	1	3	33.3	22	43	51.2	44	89	133	5.1	55	0	15	24	12	9	83	3.2
TOTAL	124-32	1564/12.6	158	297	53.2	1	5	20.0	85	185	45.9	199	321	520	4.2	222	1	53	89	75	32	402	3.2

PERSONAL

BIRTHDAY

April 4, 2001

CAREER AMBITIONS

Communications/Broadcasting

SEASON & CAREER BESTS

POINTS

S: 10, at Mississippi State, 2/1/25

C: 20, vs. Arkansas, 2/4/23

REBOUNDS

S: 11, 2x (last at Miss State, 2/1/25)

C: 14, 2x (last vs. Arkansas, 2/4/23)

ASSISTS

S: 2, vs. Kansas, 12/8/24

C: 2, 9x (last vs. Kansas, 12/8/24)

BLOCKED SHOTS

S: 2, 2x (last vs. Alabama, 2/19/25)

C: 3, 4x (last vs. Clemson, 11/11/22)

STEALS

S: 1, 9x (last at Miss State, 2/1/25)

C: 2, 4x (last vs. Mississippi St, 1/31/23)

MINUTES

S: 32, vs. Kansas, 12/8/24

C: 32, vs. Kansas, 12/8/24

FIELD GOALS MADE

S: 4, at Mississippi State, 2/1/25

C: 9, vs. Arkansas, 2/4/23

3-POINT FIELD GOALS MADE

S: 1, vs. Pacific, 11/22/24

C: 1, vs. Pacific, 11/22/24

FREE THROWS MADE

S: 4, at Florida, 1/14/25

C: 4, 2x (last at Florida, 1/14/25)

MISCELLANEOUS

	SEASON	CAREER
Led MU in Points	0	0
Led MU in Rebounds	8	8
Led MU in Assists	0	0
20+ Points	0	1
10+ Points	1	5
10+ Rebounds	5	7
5+ Assists	0	0
Double-Doubles	1	3

2024-25 NOTES

- Ranks first on the team with 5.1 rebounds per game, including 5.5 in SEC action.
- Collected at least 10 rebounds in five games overall, including four SEC contests.
- Recorded his first double-double as a Tiger with 10 points and 11 rebounds at No. 14 Mississippi State (Feb. 1).
- First player in the NCAA over the last 20 years to record back-to-back games of at least 10 rebounds with zero points against LSU (Jan. 7) and Vanderbilt (Jan. 11).
- Tallied seven points and seven boards versus Pacific, including his first career made 3-pointer in 103 collegiate games (Nov. 22).

2024-25 GAME-BY-GAME STATISTICS

Opponent	GS	Min	FG	FGA	3FG	3FGA	FT	FTA	OFF	DEF	REB	PF	AST	TO	STL	BLK	PTS
at Memphis	*	22	1	4	0	0	0	0	0	6	6	4	1	1	1	1	2
HOWARD	*	12	2	2	0	0	1	2	2	4	6	1	1	2	0	0	5
EASTERN WASHINGTON	*	11	1	1	0	0	0	0	1	1	2	2	0	1	1	1	2
MISSISSIPPI VALLEY ST	*	11	1	1	0	0	0	0	2	2	4	1	1	0	0	0	2
PACIFIC	*	18	3	5	1	1	0	0	3	4	7	0	1	1	1	0	7
ARKANSAS-PINE BLUFF	*	8	0	0	0	0	0	2	1	3	4	1	0	0	1	1	0
LINDENWOOD	*	18	2	3	0	0	0	0	4	4	8	3	1	0	0	1	4
CALIFORNIA	*	18	1	1	0	0	0	1	1	4	5	4	1	0	0	1	2
KANSAS	*	32	2	2	0	0	3	4	2	8	10	3	2	1	0	0	7
LIU	*	9	0	0	0	0	0	0	1	0	1	1	0	1	0	0	0
JACKSONVILLE STATE	*	22	2	2	0	0	0	0	3	2	5	3	0	0	1	0	4
vs. Illinois	*	12	0	1	0	0	0	0	0	0	0	1	0	0	0	1	0
ALABAMA STATE	*	12	1	2	0	0	0	0	1	2	3	2	1	1	0	1	2
at Auburn	*	9	1	1	0	0	1	2	1	1	2	2	0	1	1	0	3
LSU		16	0	1	0	0	0	2	2	8	10	2	0	2	0	0	0
VANDERBILT		19	0	2	0	0	0	0	4	7	11	3	1	3	0	2	0
at Florida		13	1	2	0	0	4	6	1	4	5	1	1	1	0	0	6
ARKANSAS		4	0	0	0	0	0	0	0	0	0	1	1	0	0	0	0
at Texas		13	1	1	0	0	1	2	1	4	5	2	0	2	1	0	3
OLE MISS		14	1	2	0	0	2	6	2	1	3	2	1	0	1	0	4
at Mississippi State		24	4	6	0	1	2	3	4	7	11	1	0	1	1	0	10
at Tennessee		23	0	3	0	0	3	4	3	7	10	2	0	1	0	0	3
TEXAS A&M		23	0	1	0	0	0	0	2	3	5	4	1	4	0	1	0
OKLAHOMA		11	2	2	0	0	2	4	0	4	4	3	0	1	0	0	6
at Georgia		17	3	5	0	1	1	1	3	1	4	3	1	0	0	0	7
ALABAMA		10	1	2	0	0	2	4	0	2	2	3	0	0	0	2	4
at Arkansas																	
SOUTH CAROLINA																	
at Vanderbilt																	
at Oklahoma																	
KENTUCKY																	



35 JACOB CREWS

@JacobCrews0

@j_crews35

Graduate | Guard / Forward | 6-8 | 210 | Hilliard, Fla. | UT Martin

CAREER STATISTICS

Season	GP-GS	Min/Avg	FG FGA FG%	3FG 3FGA 3P%	FTM FTA FT%	O D REB	AVG	PF FO	AST TO	BLK STL	PTS	AVG
2020-21	22- 3	291/13.2	34 108 31.5	25 83 30.1	7 8 87.5	11 31 42	1.9	16 0	6 13	5 7	100	4.5
2021-22	9- 0	97/10.8	8 36 22.2	6 28 21.4	1 2 50.0	5 11 16	1.8	4 0	5 9	3 1	23	2.6
2023-24	32-32	1066/33.3	206 425 48.5	89 215 41.4	111 136 81.6	65 198 263	8.2	49 0	34 42	15 26	612	19.1
2024-25	25- 0	299/11.9	42 116 36.2	29 86 33.7	12 16 75.0	16 35 51	2.0	18 0	8 4	3 8	125	5.0
TOTAL	88-35	1753/19.9	290 685 42.3	149 412 36.2	131 162 80.9	97 275 372	4.2	87 0	53 68	26 42	860	9.8

PERSONAL

BIRTHDAY

July 17, 2000

CAREER AMBITIONS

Continue to play professionally

SEASON & CAREER BESTS

POINTS

S: 19, vs. Jacksonville State, 12/17/24

C: 35, vs. Little Rock, 1/13/24

REBOUNDS

S: 5, vs. Ark.-Pine Bluff, 11/24/24

C: 17, vs. Brescia, 11/13/23

ASSISTS

S: 2, 2x (last at Miss State, 2/1/25)

C: 3, at McNeese State, 12/2/23

BLOCKED SHOTS

S: 1, 3x (last at Miss State, 2/1/25)

C: 2, 5x (last vs. Morehead St, 3/8/24)

STEALS

S: 2, 2x (last vs. Texas A&M, 2/8/25)

C: 4, North Alabama, 11/22/23

MINUTES

S: 21, vs. MVSU, 11/14/24

C: 40, vs. Morehead State, 3/8/24

FIELD GOALS MADE

S: 6, vs. Jacksonville State, 12/17/24

C: 11, 2x (last vs. Morehead St, 2/17/24)

3-POINT FIELD GOALS MADE

S: 6, vs. Jacksonville State, 12/17/24

C: 6, 2x (last vs. Jax State, 12/17/24)

FREE THROWS MADE

S: 4, 2x (last at Georgia, 2/15/25)

C: 13, vs. Little Rock, 1/13/24

MISCELLANEOUS

	SEASON	CAREER
Led MU in Points	1	1
Led MU in Rebounds	0	0
Led MU in Assists	0	0
30+ Points	0	4
20+ Points	0	16
10+ Points	3	34
10+ Rebounds	0	9
5+ Assists	0	0
Double-Doubles	0	9

CAREER HONORS

- 2023-24 All-Ohio Valley Conference
- 2023-24 Ohio Valley Conference All-Newcomer Team
- 2023-24 NABC All-District First Team

2024-25 NOTES

- Averaging 7.8 points per game over the last five contests, shooting 47.6 percent from 3-point range (10-21).
- Tallied a season-best 19 points versus Jacksonville State, making 6-of-9 from 3-point range (Dec. 17).
- Finished the season ranked 51st nationally with 19.1 points and 76th with 8.2 rebounds per game.
- Also placed 19th in the country with a 3-point clip of 41.4 percent and 39th with 2.78 triples per game.
- Joined Creighton's Baylor Scheierman as the only two players nationally with 600 points, 250 rebounds and 85 made triples.

2024-25 GAME-BY-GAME STATISTICS

Opponent	GS	Min	FG FGA	3FG 3FGA	FT FTA	OFF DEF	REB	PF	AST	TO	STL	BLK	PTS
at Memphis	2	0	1 0	1 0	0 0	0 1	1	1	0	1	0	0	0
HOWARD	3	0	3 0	2 0	0 0	0 0	0	0	0	0	0	0	0
EASTERN WASHINGTON	13	1	1 1	1 1	0 0	0 1	1	0	1	0	1	0	3
MISSISSIPPI VALLEY ST	21	4	10 3	8 0	0 0	1 2	3	0	1	0	0	0	11
PACIFIC	14	0	2 0	2 0	0 0	2 0	2	1	2	0	0	0	0
ARKANSAS-PINE BLUFF	14	1	7 0	5 1	2 2	2 3	5	0	0	1	1	1	3
LINDENWOOD	9	2	6 1	4 0	0 0	0 2	2	1	0	0	0	0	5
CALIFORNIA	6	0	1 0	0 0	0 0	0 1	1	1	0	0	0	0	0
KANSAS	Did Not Play												
LIU	13	2	6 2	6 1	1 1	1 3	4	0	0	0	0	0	7
JACKSONVILLE STATE	20	6	10 6	9 1	2 0	2 2	2	1	0	0	0	0	19
vs. Illinois	16	1	5 1	3 3	4 4	1 2	3	1	0	0	0	0	7
ALABAMA STATE	15	1	5 1	4 0	0 0	0 3	3	0	0	0	1	0	3
at Auburn	18	2	5 2	3 3	0 0	0 1	1	1	0	0	0	0	6
LSU	5	0	2 0	1 0	0 0	1 0	1	0	1	0	1	0	0
VANDERBILT	4	0	2 0	2 0	0 0	0 0	0	0	0	0	0	0	0
at Florida	13	2	6 1	5 0	0 0	1 1	2	0	0	0	2	1	5
ARKANSAS	12	2	6 0	2 0	0 0	1 2	3	1	0	0	0	0	4
at Texas	7	0	4 0	3 0	0 0	0 2	2	1	0	0	0	0	0
OLE MISS	12	2	5 1	4 0	0 0	1 1	2	2	0	0	0	0	5
at Mississippi State	16	3	7 3	7 0	0 0	0 1	1	2	2	0	0	1	9
at Tennessee	10	3	8 2	7 0	0 0	2 1	3	1	0	1	0	0	8
TEXAS A&M	16	5	7 3	4 1	2 1	1 2	2	2	0	0	2	0	14
OKLAHOMA	12	1	1 1	1 0	0 0	0 2	2	2	1	0	0	0	3
at Georgia	13	2	3 0	1 4	4 1	2 3	0	0	0	0	0	0	8
ALABAMA	14	2	3 1	1 0	1 1	1 1	2	0	0	1	0	0	5
at Arkansas													
SOUTH CAROLINA													
at Vanderbilt													
at Oklahoma													
KENTUCKY													



10 JEREMY SANCHEZ

@jeremysanchez19

@jsanchez5_

Graduate | Guard | 6-0 | 180 | North Ridgeville, Ohio | Saint Leo

CAREER STATISTICS

Season	GP-GS	Min/Avg	FG	FGA	FG%	3FG	3FGA	3P%	FTM	FTA	FT%	O	D	REB	AVG	PF	FO	AST	TO	BLK	STL	PTS	AVG
2019-20	25-10	205/8.2	14	30	46.7	0	4	0.0	9	18	50.0	8	25	33	1.3	23	0	10	6	0	6	37	1.5
2020-21	11-0	35/3.2	4	6	66.7	0	0	0.0	2	4	50.0	2	3	5	0.5	11	0	1	1	0	4	10	0.9
2022-23	29-0	337/11.6	37	70	52.9	2	12	16.7	14	21	66.7	14	32	46	1.6	24	0	25	18	1	17	90	3.1
2023-24	20-1	323/16.2	21	49	42.9	2	5	40.0	8	15	53.3	8	26	34	1.7	25	0	40	8	0	14	52	2.6
2024-25	2-0	2/1.2	0	0	0.0	0	0	0.0	0	0	0.0	0	0	0	0.0	1	0	0	0	0	0	0	0.0
TOTAL	87-11	903/10.4	76	155	49.0	4	21	19.0	33	58	56.9	32	86	118	1.4	84	0	76	33	1	41	189	2.2

PERSONAL

BIRTHDAY

October 17, 2000

CAREER AMBITIONS

Entrepreneur

2024-25 NOTES

- Team captain.
- Rejoins Coach Gates after spending three seasons with him at Cleveland State from 2019 to 2022.

CAREER BESTS

POINTS


14, vs. Paine, 1/31/23

REBOUNDS

5, 2x (last vs. Rollins, 1/18/23)

ASSISTS

7, at Nova Southeastern, 3/2/24



15 DANNY STEPHENS

@dannystephens23

@dannystephens235

Redshirt Freshman | Guard | 6-7 | 230 | Bowen, Ill. | Southeastern High School

CAREER STATISTICS

Season	GP-GS	Min/Avg	FG	FGA	FG%	3FG	3FGA	3P%	FTM	FTA	FT%	O	D	REB	AVG	PF	FO	AST	TO	BLK	STL	PTS	AVG
2024-25	0-0	0/0.0	0	0	0.0	0	0	0.0	0	0	0.0	0	0	0	0.0	0	0	0	0	0	0	0	0.0

2024-25 NOTES

CAREER BESTS

POINTS

n/a

REBOUNDS

n/a

ASSISTS

n/a


PERSONAL

BIRTHDAY

November 9, 2004

CAREER AMBITIONS

Work on the family farm



17 JV BROWN

@_JVBrown_4

@jvbrown4

Redshirt Freshman | Guard | 6-5 | 200 | Los Angeles, Calif. | Rolling Hills Prep

CAREER STATISTICS

Season	GP-GS	Min/Avg	FG	FGA	FG%	3FG	3FGA	3P%	FTM	FTA	FT%	O	D	REB	AVG	PF	FO	AST	TO	BLK	STL	PTS	AVG
2024-25	3-0	3/0.9	0	1	0.0	0	0	0.0	0	0	0.0	0	0	0	0.0	1	0	0	1	0	0	0	0.0

2024-25 NOTES

CAREER BESTS

POINTS

n/a

REBOUNDS

n/a

ASSISTS

n/a

PERSONAL

BIRTHDAY

May 18, 2004

CAREER AMBITIONS

Start a business

Game Records

Record	Overall	Home	Away	Neutral
ALL GAMES	20-6	17-1	3-4	0-1
CONFERENCE	9-4	6-1	3-3	0-0
NON-CONFERENCE	11-2	11-0	0-1	0-1

Score by Periods

Team	1st	2nd	OT	TOT
Missouri	1085	1090	0	2175
Opponents	840	982	0	1822

Team Box Score

No.	Player	Total			3-Point		F-Throw		Rebounds				Other									
		GP-GS	MIN	AVG	FG-FGA	FG%	3FG-3FGA	3FG%	FT-FTA	FT%	OFF	DEF	TOT	AVG	PF	DQ	A	TO	BLK	STL	PTS	AVG
25	MITCHELL, Mark	26-26	707:09	27.2	118-236	.500	11-46	.239	107-167	.641	36	85	121	4.7	40	0	48	35	23	30	354	13.6
2	BATES, Tamar	26-26	669:21	25.7	119-236	.504	42-106	.396	69-74	.932	14	57	71	2.7	42	1	30	33	5	41	349	13.4
31	GRILL, Caleb	21-1	507:51	24.2	87-172	.506	59-129	.457	48-58	.828	18	60	78	3.7	32	0	24	18	1	34	281	13.4
0	ROBINSON II, Anthony	25-23	578:31	23.1	68-137	.496	16-39	.410	86-111	.775	23	59	82	3.3	76	2	82	44	5	51	238	9.5
12	PERKINS, Tony	24-20	552:42	23.0	61-132	.462	14-43	.326	64-86	.744	16	45	61	2.5	46	0	60	35	2	29	200	8.3
11	PIERCE, Trent	25-13	433:46	17.4	64-135	.474	25-82	.305	32-53	.604	30	54	84	3.4	42	0	26	18	5	19	185	7.4
1	WARRICK, Marques	25-0	345:08	13.8	55-115	.478	24-56	.429	24-29	.828	8	16	24	1.0	11	0	33	6	1	8	158	6.3
35	CREWS, Jacob	25-0	298:30	11.9	42-116	.362	29-86	.337	12-16	.750	16	35	51	2.0	18	0	8	4	3	8	125	5.0
33	GRAY, Josh	26-14	400:40	15.4	30-52	.577	1-3	.333	22-43	.512	44	89	133	5.1	55	0	15	24	12	9	83	3.2
4	ALLEN, Marcus	22-0	221:53	10.1	17-39	.436	2-5	.400	30-34	.882	15	33	48	2.2	28	0	12	12	1	9	66	3.0
23	SHAW, Aidan	22-0	219:16	10.0	26-41	.634	4-8	.500	7-13	.538	13	26	39	1.8	18	0	6	8	10	8	63	2.9
6	BOATENG, Annor	13-7	97:11	7.5	9-24	.375	1-9	.111	11-15	.733	4	5	9	0.7	10	0	4	9	1	5	30	2.3
5	BARRETT, T.O.	15-0	76:55	5.1	9-16	.563	0-2	.000	6-10	.600	1	4	5	0.3	15	0	10	7	1	4	24	1.6
21	MARSHALL, Peyton	19-0	86:03	4.5	7-15	.467	0-0	.000	5-18	.278	5	16	21	1.1	13	0	3	10	6	6	19	1.0
10	SANCHEZ, Jeremy	2-0	02:29	1.2	0-0	.000	0-0	.000	0-0	.000	0	0	0	0.0	1	0	0	0	0	0	0	0.0
17	BROWN, JV	3-0	02:36	0.9	0-1	.000	0-0	.000	0-0	.000	0	0	0	0.0	1	0	0	1	0	0	0	0.0
Team											34	41	75				8					
Total		26	5200		712-1467	.485	228-614	.371	523-727	.719	277	625	902	34.7	448	3	361	272	76	261	2175	83.7
Opponents		26	5200		638-1491	.428	193-567	.340	353-476	.742	285	569	854	32.8	534	15	307	376	92	160	1822	70.1

Team Statistics

	MO	OPP
Scoring	2175	1822
Points per game	83.7	70.1
Scoring margin	+13.6	-
Field goals-att	712-1467	638-1491
Field goal pct	.485	.428
3 point fg-att	228-614	193-567
3-point FG pct	.371	.340
3-pt FG made per game	8.8	7.4
Free throws-att	523-727	353-476
Free throw pct	.719	.742
F-Throws made per game	20.1	13.6
Rebounds	902	854
Rebounds per game	34.7	32.8
Rebounding margin	+1.8	-
Assists	361	307
Assists per game	13.9	11.8
Turnovers	272	376
Turnovers per game	10.5	14.5
Turnover margin	+4.0	-
Assist/turnover ratio	1.3	0.8
Steals	261	160
Steals per game	10.0	6.2
Blocks	76	92
Blocks per game	2.9	3.5
Winning streak	3	-
Home win streak	2	-
Attendance	206595	81827
Home games-Avg/Game	18-11478	7-11690
Neutral site-Avg/Game	-	1-18497

Team Results

Date	Opponent		Score	Att.
11/04/2024	at Memphis	L	75-83	11709
11/08/2024	Howard	W	77-62	11044
11/11/2024	Eastern Wash.	W	84-77	8912
11/14/2024	Mississippi Val.	W	111-39	8889
11/22/2024	Pacific	W	91-56	9564
11/24/2024	Ark.-Pine Bluff	W	112-63	8496
11/27/2024	Lindenwood	W	81-61	9298
12/03/2024	California	W	98-93	9791
12/08/2024	Kansas	W	76-67	15061
12/14/2024	LIU	W	88-61	8969
12/17/2024	Jacksonville St.	W	83-72	8515
12/22/2024	vs Illinois	L	77-80	18497
12/30/2024	Alabama St.	W	82-65	9981
01/04/2025	at Auburn	L	68-84	9121
01/07/2025	LSU	W	83-67	10367
01/11/2025	Vanderbilt	W	75-66	15061
01/14/2025	at Florida	W	83-82	10491
01/18/2025	Arkansas	W	83-65	15061
01/21/2025	at Texas	L	53-61	11267
01/25/2025	Ole Miss	W	83-75	15061
02/01/2025	at Mississippi St.	W	88-61	9584
02/05/2025	at Tennessee	L	81-85	20002
02/08/2025	Texas A&M	L	64-67	15061
02/12/2025	Oklahoma	W	82-58	12403
02/15/2025	at Georgia	W	87-74	9653
02/19/2025	Alabama	W	110-98	15061

Game Records

Record	Overall	Home	Away	Neutral
ALL GAMES	9-4	6-1	3-3	0-0
CONFERENCE	9-4	6-1	3-3	0-0
NON-CONFERENCE	0-0	0-0	0-0	0-0

Score by Periods

Team	1st	2nd	OT	TOT
Missouri	530	510	0	1040
Opponents	444	499	0	943

Team Box Score

No.	Player	Total			3-Point			F-Throw		Rebounds				Other								
		GP-GS	MIN	AVG	FG-FGA	FG%	3FG-3FGA	3FG%	FT-FTA	FT%	OFF	DEF	TOT	AVG	PF	DQ	A	TO	BLK	STL	PTS	AVG
2	BATES, Tamar	13-13	355:38	27.4	61-124	.492	25-59	.424	34-37	.919	7	30	37	2.8	22	0	13	17	2	17	181	13.9
31	GRILL, Caleb	13-0	349:10	26.9	54-112	.482	36-84	.429	36-42	.857	11	48	59	4.5	24	0	18	8	0	24	180	13.8
25	MITCHELL, Mark	13-13	372:28	28.7	56-118	.475	6-22	.273	56-81	.691	15	41	56	4.3	24	0	25	13	9	14	174	13.4
0	ROBINSON II, Anthony	13-13	295:55	22.8	34-70	.486	11-22	.500	31-45	.689	11	25	36	2.8	46	2	36	26	3	21	110	8.5
12	PERKINS, Tony	13-13	289:05	22.2	31-65	.477	9-22	.409	29-42	.690	11	21	32	2.5	24	0	36	17	0	15	100	7.7
11	PIERCE, Trent	13-12	252:52	19.5	31-73	.425	12-42	.286	9-22	.409	19	31	50	3.8	29	0	21	12	0	10	83	6.4
35	CREWS, Jacob	13-0	151:14	11.6	24-59	.407	14-41	.341	5-7	.714	9	15	24	1.8	12	0	4	2	2	5	67	5.2
1	WARRICK, Marques	12-0	128:02	10.7	16-42	.381	5-17	.294	14-16	.875	6	6	12	1.0	6	0	11	3	0	4	51	4.3
33	GRAY, Josh	13-1	195:23	15.0	14-28	.500	0-2	.000	18-34	.529	23	49	72	5.5	29	0	6	16	5	4	46	3.5
4	ALLEN, Marcus	10-0	100:31	10.1	5-15	.333	1-3	.333	12-15	.800	7	14	21	2.1	14	0	4	7	1	6	23	2.3
6	BOATENG, Annor	4-0	17:37	4.4	1-1	1.000	1-1	1.000	2-2	1.000	0	1	1	0.3	4	0	2	1	1	1	5	1.3
5	BARRETT, T.O.	8-0	47:21	5.9	3-8	.375	0-2	.000	2-4	.500	0	3	3	0.4	10	0	8	3	0	3	8	1.0
23	SHAW, Aidan	10-0	27:03	2.7	4-8	.500	0-1	.000	0-0	.000	2	3	5	0.5	2	0	0	2	1	1	8	0.8
21	MARSHALL, Peyton	8-0	17:41	2.2	2-5	.400	0-0	.000	0-0	.000	1	4	5	0.6	5	0	0	4	0	2	4	0.5
Team											17	20	37				4					
Total		13	2600		336-728	.462	120-318	.377	248-347	.715	139	311	450	34.6	251	2	184	135	24	127	1040	80.0
Opponents		13	2600		326-724	.450	96-277	.347	195-278	.701	130	294	424	32.6	264	6	158	168	59	78	943	72.5

Team Statistics

	MO	OPP
Scoring	1040	943
Points per game	80.0	72.5
Scoring margin	+7.5	-
Field goals-att	336-728	326-724
Field goal pct	.462	.450
3 point fg-att	120-318	96-277
3-point FG pct	.377	.347
3-pt FG made per game	9.2	7.4
Free throws-att	248-347	195-278
Free throw pct	.715	.701
F-Throws made per game	19.1	15.0
Rebounds	450	424
Rebounds per game	34.6	32.6
Rebounding margin	+2.0	-
Assists	184	158
Assists per game	14.2	12.2
Turnovers	135	168
Turnovers per game	10.4	12.9
Turnover margin	+2.5	-
Assist/turnover ratio	1.4	0.9
Steals	127	78
Steals per game	9.8	6.0
Blocks	24	59
Blocks per game	1.8	4.5
Winning streak	3	-
Home win streak	2	-
Attendance	98075	70118
Home games-Avg/Game	7-14011	6-11686
Neutral site-Avg/Game	-	0-0

Team Results

Date	Opponent		Score	Att.
01/04/2025	at Auburn	L	68-84	9121
01/07/2025	LSU	W	83-67	10367
01/11/2025	Vanderbilt	W	75-66	15061
01/14/2025	at Florida	W	83-82	10491
01/18/2025	Arkansas	W	83-65	15061
01/21/2025	at Texas	L	53-61	11267
01/25/2025	Ole Miss	W	83-75	15061
02/01/2025	at Mississippi St.	W	88-61	9584
02/05/2025	at Tennessee	L	81-85	20002
02/08/2025	Texas A&M	L	64-67	15061
02/12/2025	Oklahoma	W	82-58	12403
02/15/2025	at Georgia	W	87-74	9653
02/19/2025	Alabama	W	110-98	15061



0 // ANTHONY ROBINSON II // SO

POINTS	ASST	FG PCT	3P PCT	FT PCT
9.5	3.3	49.6	41.0	77.5
CAREER BESTS PTS: 29 • REBS: 11 • ASST: 8 • STL: 6 • BLK: 2				

First on MU in assists (3.3) and steals (2.0) • Averaging 13.0 points, 3.3 assists and 2.7 steals in his last three games.



1 // MARQUES WARRICK // GR

POINTS	ASST	FG PCT	3P PCT	FT PCT
6.3	1.3	47.8	42.9	82.8
CAREER BESTS PTS: 45 • REBS: 7 • ASST: 8 • STL: 5 • BLK: 3				

No. 6 among active players with 2,404 points • Scored 19 points at No. 2 Auburn – most by a Tiger in his SEC debut in seven years.



2 // TAMAR BATES // SR

POINTS	REBS	FG PCT	3P PCT	FT PCT
13.4	2.7	50.4	39.6	93.2
CAREER BESTS PTS: 36 • REBS: 8 • ASST: 4 • STL: 5 • BLK: 1				

One of two players nationally averaging 10 points, while shooting 50% overall, 35% from three and 90% from FT line.



4 // MARCUS ALLEN // FR

POINTS	REBS	FG PCT	3P PCT	FT PCT
3.0	2.2	43.6	40.0	88.2
CAREER BESTS PTS: 10 • REBS: 6 • ASST: 2 • STL: 3 • BLK: 1				

Leads all Mizzou freshmen with 3.0 points • Scored in double figures for the first time on Nov. 14.



5 // T.O. BARRETT // FR

POINTS	ASST	FG PCT	3P PCT	FT PCT
1.6	0.7	56.3	00.0	60.0
CAREER BESTS PTS: 5 • REBS: 2 • ASST: 2 • STL: 3 • BLK: 0				

Scored a season-best five points against Arkansas-Pine Bluff on Nov. 24 • Played final seven minutes in win at No. 5 Florida.



6 // ANNOR BOATENG // FR

POINTS	REBS	FG PCT	3P PCT	FT PCT
2.3	0.7	37.5	11.1	73.3
CAREER BESTS PTS: 10 • REBS: 3 • ASST: 1 • STL: 2 • BLK: 0				

MU's highest-ranked freshman since Michael Porter Jr. • Scored in double figures for the first time in his career on Nov. 14.



7 // TRENT BURNS // FR

POINTS	REBS	FG PCT	3P PCT	FT PCT
0.0	0.0	0.0	0.0	0.0
CAREER BESTS PTS: 0 • REBS: 0 • ASST: 0 • STL: 0 • BLK: 0				

Out with an injury.



11 // TRENT PIERCE // SO

POINTS	REBS	FG PCT	3P PCT	FT PCT
7.4	3.4	47.4	30.5	60.4
CAREER BESTS PTS: 24 • REBS: 8 • ASST: 5 • STL: 3 • BLK: 1				

Tallied a career-best 24 points Dec. 14 (11 more than previous best) • Increased scoring by 5.6 points as a sophomore.



12 // TONY PERKINS // GR

POINTS	ASSISTS	FG PCT	3P PCT	FT PCT
8.3	2.5	46.2	32.6	74.4
CAREER BESTS PTS: 32 • REBS: 12 • ASST: 15 • STL: 5 • BLK: 2				

Two-time All-Big Ten • Averaging 9.3 points and 3.0 assists over the last nine games.



21 // PEYTON MARSHALL // FR

POINTS	REBS	FG PCT	3P PCT	FT PCT
1.0	1.1	46.7	0.0	27.8
CAREER BESTS PTS: 6 • REBS: 4 • ASST: 2 • STL: 3 • BLK: 2				

Tallied six points, three rebounds and one steal – all in the second half – in a win over California.



23 // AIDAN SHAW // JR

POINTS	REBS	FG PCT	3P PCT	FT PCT
2.9	1.8	63.4	50.0	53.8
CAREER BESTS PTS: 14 • REBS: 9 • ASST: 2 • STL: 2 • BLK: 5				

Scored in double figures for the fifth time in opener at Memphis • First on MU in field goal percentage at 63.4.



25 // MARK MITCHELL // JR

POINTS	REBS	FG PCT	3P PCT	FT PCT
13.6	4.7	50.0	23.9	64.1
CAREER BESTS PTS: 31 • REBS: 14 • ASST: 6 • STL: 5 • BLK: 3				

Leads Mizzou in scoring with 13.6 points • Averaging 20.5 points over his last four games • Scored a career-best 31 vs. Alabama.



31 // CALEB GRILL // GR

POINTS	REBS	FG PCT	3P PCT	FT PCT
13.4	3.7	50.6	45.7	82.8
CAREER BESTS PTS: 33 • REBS: 10 • ASST: 7 • STL: 5 • BLK: 2				

Ranks sixth nationally with a 3-point clip of 45.7 percent • Tallying 16.0 points in wins but just 5.0 in defeats this year.



33 // JOSH GRAY // GR

POINTS	REBS	FG PCT	3P PCT	FT PCT
3.2	5.1	57.7	33.3	51.2
CAREER BESTS PTS: 20 • REBS: 14 • ASST: 2 • STL: 2 • BLK: 3				

First on MU with 5.1 boards • Recorded his first double-double at No. 14 Mississippi State with 10 points and 11 boards.



35 // JACOB CREWS // GR

POINTS	REBS	FG PCT	3P PCT	FT PCT
5.0	2.0	36.2	33.7	75.0
CAREER BESTS PTS: 35 • REBS: 17 • ASST: 3 • STL: 4 • BLK: 2				

Averaging 87.8 points last six games, shooting 47.6% from three • Set season highs with 19 points and six threes vs. JSU.