

ARKANSAS SOFTBALL GAME NOTES

2025 SCHEDULE

OVERALL: 0-0 | SEC: 0-0

H: 0-0 | A: 0-0 | N: 0-0 | T10: 0-0 | TOP 25: 0-0

DATE	OPPONENT	LOCATION	TIME/RESULT
F6	at Texas State %	San Marcos, Texas	5 p.m.
F7	vs. Lipscomb %	San Marcos, Texas	1:15 p.m.
F7	vs. Bradley %	San Marcos, Texas	3:30 p.m.
F8	vs. Bradley %	San Marcos, Texas	10 a.m.
F8	vs. San Diego %	San Marcos, Texas	12:15 p.m.
F14	at Louisiana Tech †	Ruston, La.	6 p.m.
F15	vs. ULM †	Ruston, La.	1 p.m.
F15	vs. Southern Miss †	Ruston, La.	4 p.m.
F16	vs. Southern Miss †	Ruston, La.	10 a.m.
F16	vs. ULM †	Ruston, La.	1 p.m.
F20	vs. Rutgers §	Cathedral City, Calif.	11:30 a.m.
F20	vs. Cal State Fullerton §	Cathedral City, Calif.	2 p.m.
F21	vs. Loyola Marymount §	Cathedral City, Calif.	8 p.m.
F22	vs. Baylor §	Cathedral City, Calif.	Noon
F22	vs. UCLA §	Cathedral City, Calif.	5 p.m.
F28	Iowa ^	Fayetteville	3 p.m.
F28	Illinois ^	Fayetteville	5:30 p.m.
M1	Iowa ^	Fayetteville	3 p.m.
M1	Illinois ^	Fayetteville	5:30 p.m.
M2	Missouri State ^	Fayetteville	12:30 p.m.
M7	at Ole Miss*	Oxford, Miss.	TBA
M8	at Ole Miss*	Oxford, Miss.	TBA
M9	at Ole Miss*	Oxford, Miss.	TBA
M14	Oklahoma*	Fayetteville	6 p.m.
M15	Oklahoma*	Fayetteville	4 p.m.
M16	Oklahoma*	Fayetteville	11 a.m.
M18	Central Arkansas	Fayetteville	11:30 a.m.
M22	at Tennessee*	Knoxville, Tenn.	TBA
M23	at Tennessee*	Knoxville, Tenn.	TBA
M24	at Tennessee*	Knoxville, Tenn.	TBA
M28	Kentucky*	Fayetteville	6 p.m.
M29	Kentucky*	Fayetteville	4 p.m.
M30	Kentucky*	Fayetteville	Noon
A4	at Florida*	Gainesville, Fla.	5 p.m.
A5	at Florida*	Gainesville, Fla.	4 p.m.
A6	at Florida*	Gainesville, Fla.	1 p.m.
A7	at North Florida	Jacksonville, Fla.	TBA
A11	South Carolina*	Fayetteville	6 p.m.
A12	South Carolina*	Fayetteville	7 p.m.
A13	South Carolina*	Fayetteville	1 p.m.
A15	at Central Arkansas	Conway, Ark.	TBA
A18	Colorado State	Fayetteville	2:30 p.m.
A18	Colorado State	Fayetteville	5 p.m.
A19	Colorado State	Fayetteville	10:30 a.m.
A25	at Texas A&M*	College Station, Texas	6 p.m.
A26	at Texas A&M*	College Station, Texas	4 p.m.
A27	at Texas A&M*	College Station, Texas	Noon
M1	LSU*	Fayetteville	6 p.m.
M2	LSU*	Fayetteville	6 p.m.
M3	LSU*	Fayetteville	1 p.m.
M6	SEC Tournament	Athens, Ga.	TBA
M7	SEC Tournament	Athens, Ga.	TBA
M8	SEC Tournament	Athens, Ga.	TBA
M9	SEC Tournament	Athens, Ga.	TBA
M10	SEC Tournament	Athens, Ga.	TBA

% Texas State Tournament | † LA Tech Tournament

§ Mary Nutter Classic | ^ Woou Pig Classic

& Razorback Rumble | * SEC games

@ NCAA Tournament

Home games played at Bogle Park | Times central/subject to change

GAME 1 | #13 Arkansas at Texas State | Texas State Tourney | Feb. 6

ESPN+ ||| FEB. 6 - 5 P.M. ||| BOBCAT SOFTBALL STADIUM



0-0
0-0 SEC

TEXAS STATE BOBCATS

In the Polls.....NR
Head Coach.....Ricci Woodard
Career Record.....844-502-2 (25th Season)
Record at Texas State.....Same



0-0
0-0 SEC

#13 ARKANSAS RAZORBACKS

In the Polls.....13(SA) | 10 (D1Softball)
.....13 (ESPN/USA SOFTBALL) | 14 (NFCA)
Head Coach.....Courtney Deifel
Career Record.....342-192 (11th season)
Record at Arkansas.....315-165 (10th Season)

RAZORBACK NOTABLES

>> The Arkansas Razorbacks open their 29th season of play this week at the Texas State Tournament in San Marcos, Texas.

>> Arkansas is 16-12 all-time in season openers and have won its last three season openers. The Hogs hold a 7-2 record in season-opening contests under head coach Courtney Deifel and are 32-9 in opening-weekend games under Deifel (since 2016).

>> Arkansas and Texas State will be meeting for the just the second time. The lone prior meeting between the programs came on Jan. 31, 2003 in the Hogs' opening game of the 2003 season at the Texas State CenturyTel Classic. The Bobcats took the matchup 4-1.

>> Arkansas has won two of the last four regular-season SEC titles. The Razorbacks are coming off a 37-18 mark in 2024, which featured their seventh-consecutive NCAA Tournament berth and fifth national seed, all of which have come under head coach Courtney Deifel's guidance.

>> Arkansas returns a combined 266 starts from a year ago, highlighted by **1B Bri Ellis** and **CF Reagan Johnson** who started all 55 contests at their respective positions in 2024. Additionally **LF Raigan Kramer** and **C Kennedy Miller** both made 52 starts respectively a year ago. **P Robyn Herron** led all returning pitchers with 19 starts in 2024.

>> The Razorbacks have been ranked in the Top 25 of the NFCA Coaches poll for a program-best 72 consecutive weeks dating back to the start of the 2020 season. Arkansas is one of eight programs nationally to have appeared in the Top 25 of every NFCA Coaches Poll since the start of the 2020 season joining: Oklahoma, Florida, UCLA, Oklahoma State, Alabama, Florida State and Washington.

>> **Raigan Kramer** enters the 2024 season a walk shy of entering the Arkansas All-Time Top 10 in career walks. She has 71 career walks and is coming off consecutive 30+ walk seasons.

>> **Bri Ellis** is one of the top sluggers in the nation entering the 2025 season. Her 48 career home runs are the second-most nationally among all active Division I players trailing only Shaylon Govan of Baylor (50).

>> **Reagan Johnson** carries a 15-game reached-base streak into the 2025 season. The streak began when she was hit by a pitch on April 14, 2024, at South Carolina. Johnson is also the Arkansas all-time career batting average leader (Min. 100 AB) with a .379 career batting average.

BY THE NUMBERS (2025)



.282 265 376 115 26-30 2.12 .221

AVG. RUNS HITS XBH SB-ATT ERA OPP. AVG.

.294 307 484 134 90-109 1.95 .216



2025 ARKANSAS RAZORBACKS SOFTBALL ROSTER

NUMERICAL ROSTER

#	NAME	POS.	B/T	CLASS	HT.	PREVIOUS SCHOOL	HOMETOWN
1	Raigan Kramer	OF	L/R	Sr.	5-4	Seaman HS	Topeka, Kan.
4	Reis Beuerlein	RHP	R/R	Jr.	5-9	Pinnacle HS/Mississippi State	Cave Creek, Ariz.
5	Ashtyn Reichardt	OF	L/L	Fr.	5-7	Katy HS	Katy, Texas
6	Ella McDowell	INF	R/R	Fr.	5-6	Foster HS	Richmond, Texas
7	Courtney Day	UTL	R/R	Sr.	5-10	Glenda Dawson HS/Texas	Pearland, Texas
9	Rylee Cloud	UTL	R/R	Jr.	5-2	Fairview HS	Mittie, La.
11	Robyn Herron	LHP	R/L	Jr.	5-10	Sickles HS	Tampa, Fla.
12	Payton Burnham	RHP/UTL	R/R	Fr.	5-8	Sheldon HS	Eugene, Ore.
13	Kasey Wood	UTL	R/R	So.	5-8	Bentonville HS	Bentonville, Ark.
14	Karlie Davison	INF	R/R	Jr.	5-8	Chadwick HS/Utah	Torrance, Calif.
15	Spencer Prigge	INF	L/R	Sr.	6-0	Horizon HS	Phoenix, Ariz.
16	Ramsey Walker	OF	R/R	Fr.	5-7	Calvary-Baptist Academy	Shreveport, La.
17	Kennedy Miller	C	R/R	So.	5-8	Georgetown HS	Georgetown, Texas
21	Ava Carter	OF	L/R	Fr.	5-6	Greene County Tech HS	Paragould, Ark.
23	Reagan Johnson	OF	L/R	Jr.	5-4	Karnes City HS	Karnes City, Texas
25	Cam Harrison	RHP/UTL	R/R	Fr.	6-0	Katy HS	Brookshire, Texas
26	Atalyia Rijo	INF	L/R	Jr.	5-7	Corning-Painted Post HS	Horseheads, N.Y.
28	Carlee Ratcliff	UTL	R/R	Sr.	5-5	New Boston HS/Texas	New Boston, Texas
34	Jayden Ramos	INF	R/R	Fr.	5-10	Central HS	Fresno, Calif.
45	Jayden Wells	UTL	R/R	So.	5-6	Paris HS	Paris, Ark.
46	Kailey Wyckoff	UTL	L/L	Jr.	5-7	Katy HS/Texas Tech	Katy, Texas
77	Bri Ellis	INF	R/R	Sr.	5-10	Memorial HS/Auburn	Houston, Texas
99	Lexi King	RHP	R/R	Fr.	5-8	Windermere HS	Windermere, Fla.

COACHING STAFF

Head Coach	Courtney Deifel (California, 2003) - 10th Season
Assistant Coach	Matt Meuchel (Arizona State, 2000) - 9th Season
Assistant Coach	DJ Gasso (Bradley, 2017) - Second Season
Assistant Coach	Danielle Gibson Whorton (Arkansas, 2022) - Second Season
Graduate Assistant	Paytience Holman (SEMO, 2024) - First Season
Graduate Assistant	Mariah Lopez (Utah, 2024) - First Season
Student Assistant Coach	Nia Carter (Iowa, 2023) - First Season

SUPPORT STAFF

Sport Administrator	Dan Trump (Cal, 1992)
Director of Operations	Dan Bartosik (Arkansas, 2015)
Athletic Trainer	Andrew Kreis (Texas State, 2014)
SID	Hunter Corneliusen (Kansas State, 2020)
Creative	Meaghan Frazier (Minnesota, 2020)
Sports Nutrition	Abby Burns (Wisconsin Platteville, 2021)

PRONUNCIATION GUIDE

#1 Raigan Kramer	Reagan
#4 Reis Beuerlein	Reese BUR-line
#5 Ashtyn Reichardt	RIKE-hard
#11 Robyn Herron	Heron
#15 Spencer Prigge	Prig-EE
#26 Atalyia Rijo	Uh-TAL-ia RE-ho
#46 Kailey Wyckoff	Why-KOFF
Courtney Deifel	DIE-ful
Matt Meuchel	Michael
DJ Gasso	Gas-OH
Danielle Gibson Whorton	Horton

ALPHABETICAL ROSTER

#	NAME	POS.
4	Reis Beuerlein	RHP
12	Payton Burnham	RHP/UTL
21	Ava Carter	UTL
9	Rylee Cloud	UTL
14	Karlie Davison	INF
7	Courtney Day	UTL
77	Bri Ellis	INF
25	Cam Harrison	RHP/UTL
11	Robyn Herron	LHP
23	Reagan Johnson	OF
99	Lexi King	P
1	Raigan Kramer	OF
6	Ella McDowell	INF
17	Kennedy Miller	C
15	Spencer Prigge	INF
34	Jayden Ramos	INF
28	Carlee Ratcliff	UTL
5	Ashtyn Reichardt	OF
26	Atalyia Rijo	INF
16	Ramsey Walker	OF
45	Jayden Wells	UTL
13	Kasey Wood	RHP/UTL
46	Kailey Wyckoff	UTL

RAZORBACKS BY CLASS

SENIORS (5)

Courtney Day, Bri Ellis, Raigan Kramer, Spencer Prigge, Carlee Ratcliff

JUNIORS (5)

Rylee Cloud, Karlie Davison, Robyn Herron, Reagan Johnson, Atalyia Rijo, Kailey Wyckoff

SOPHOMORES (3)

Kennedy Miller, Jayden Wells, Kasey Wood

FRESHMAN (8)

Payton Burnham, Ava Carter, Cam Harrison, Lexi King, Ella McDowell, Jayden Ramos, Ashtyn Reichardt, Ramsey Walker

RAZORBACKS BY STATE

TEXAS (9)

Courtney Day, Bri Ellis, Cam Harrison, Reagan Johnson, Ella McDowell, Kennedy Miller, Carlee Ratcliff, Ashtyn Reichardt, Kailey Wyckoff

ARKANSAS (3)

Ava Carter, Jayden Wells, Kasey Wood

ARIZONA (2)

Reis Beuerlein, Spencer Prigge

LOUISIANA (2)

Rylee Cloud, Ramsey Walker

CALIFORNIA (2)

Karlee Davison, Jayden Ramos

FLORIDA (2)

Robyn Herron, Lexi King

KANSAS (1)

Raigan Kramer

OREGON (1)

Payton Burnham

NEW YORK (1)

Atalyia Rijo

2025 TEAM QUICK FACTS

TEAM INFORMATION

2024 Overall Record.....	37-18
2024 SEC Record.....	14-10
2024 SEC Finish.....	4th
2024 NCAA Postseason	Regionals
Home Record	19-11
Away Record	6-2
Neutral Record.....	12-5
Student-Athletes Returning/Lost	12/12
Starters Returning/Lost.....	5/4
Newcomers	11

COACHING STAFF

Head Coach	Courtney Deifel (10th Season)
Record at Arkansas	315-165 (.656)
Career Record	342-192 (.640)
Assistant Coach.....	Matt Meuchel (Ninth Season)
Assistant Coach.....	DJ Gasso (Second Season)
Assistant Coach Danielle Gibson Whorton (Second Season)	
Graduate Manager.....	Mariah Lopez (First Season)
Graduate Manager.....	Paytience Holman (First Season)
Student Assistant Coach	Nia Carter (First Season)
Director of Operations	Dan Bartosik (Third Season)

TEAM HISTORY

First Year of Program.....	1997
All-Time Record	838-799 (.512)
All-Time SEC Record	278-447 (.383)
SEC Championships/Last	2 (2022)
SEC Tournament Championships.....	2022
NCAA Appearances/Last.....	13 (2024)
Highest Preseason Rank.....	6/7 (2023)
Highest Preseason SEC.....	3rd (2023/2022)
Highest In-Season Rank	4 (ESPN/NFCA) (Wk 2, 2023)

UNIVERSITY INFORMATION

Location	Fayetteville, Ark.
Founded	March 27, 1871
Enrollment	27,558
Nickname	Razorbacks
School Colors	Cardinal and White
Conference.....	Southeastern (SEC)
Chancellor	Dr. Charles F. Robinson
Vice Chancellor/Director of Athletics	Hunter Yurachek
Faculty Athletic Representative	Paul Adams
University Website	www.uark.edu
Athletics Website	ArkansasRazorbacks.com

FACILITY INFORMATION

Home Field.....	Bogle Park
Opened.....	2009
Dimensions.....	(LF - 200, CF - 220, RF - 200)
Chair-back Seats:.....	1,200

COMMUNICATIONS

Assistant Director (SB Contact)	Hunter Corneliusen
Email.....	hc068@uark.edu
Cell.....	479-380-2194
Assistant AD for Communications	Kyle Parkinson

Mailing Address
 Razorback Communications
 PO Box 7777
 Fayetteville, AR 72702-7777

Overnight Address
 Razorback Communications
 1240 W. Leroy Pond Dr.
 Fayetteville, AR 72701

MONDAY 3	TUESDAY 4	WEDNESDAY 5	THURSDAY 6	FRIDAY 7	SATURDAY 8	SUNDAY 9
MEDIA 10:45 a.m.		TRAVEL	at Texas State 6 p.m.	vs. Lipscomb 1:15 p.m. vs. Bradley 3:30 p.m.	vs. Bradley 10 a.m. vs. San Diego 12:15 p.m.	

ARKANSASRAZORBACKS.COM

For updated game notes, statistics, stories, photos, fan information, tickets, latest information on Razorback Softball, please visit arkansasrazorbacks.com/softball.

MEDIA AVAILABILITY

Above is a general weekly schedule of media availability for the Arkansas Softball team. All interview requests should be made to Arkansas Assistant Communications Director Hunter Corneliusen at least 24 hours in advance. All media availability times are subject to change. Members of the media are expected to adhere to these policies at all times. Please contact Hunter Corneliusen for any changes in the schedule.

COACH/PLAYER AVAILABILITY

Coach Deifel assistant coaches and select student-athletes are available for interviews by contacting Hunter Corneliusen. Specific interview request should be made at least 24 hours in advance to ensure availability. Additional requests will be granted based on student-athlete availability throughout the week.

Postgame interviews with Coach Deifel and select players will be conducted on zoom following the home games at Bogle Park. If there is multiple games during a day it will take place after the Razorbacks' final game.

SOCIAL MEDIA

Arkansas fans can access the most in-depth information regarding Razorback Softball through social media opportunities available online.


- **X** - @RazorbackSB - Direct coverage of Arkansas Softball
- **Instagram** - @razorbacksb - Photos and video
- **Facebook**- Arkansas Razorbacks Softball - Latest news
- **X** - @ArkRazorbacks - General athletic department information

GAME DAY / PRESS SERVICES


Press releases, statistics and game information will be available throughout the season on arkansasrazorbacks.com/softball. Credentialed, local and national media members may request to be added to email lists to automatically receive up-to-date information on Razorback Softball. Notes and statistics will be available digitally on game days. Wireless internet is available to all credentialed media members and game day personnel. Media and personnel interested in obtaining Wifi information need to contact assistant communications director Hunter Corneliusen.

CREDENTIALS

Media Members wishing to cover Arkansas Softball should contact Hunter Corneliusen at least 48 hours prior to each home contest/series. All credentials will be issued on a game-to-game/series-to-series basis. Credentials will be available for pick up on game days at Ticket Office Will Call which is located at the main gate behind home plate at Bogle Park.



THE LAST TIME OUT



MAY 18, 2024

SCORE BY INNINGS	1	2	3	4	5	6	7	R	H	E	
Arkansas	0	0	0	2	0	0	0	-	2	6	1
Villanova	0	0	2	3	2	0	X	-	7	11	1

WP-GALLANT, Kat (6-5) LP-Morgan Leinstock (13-6) T:2:00 A:2440
HR AR - Cylie Halvorson (9), Rylin Hedgecock (6)

FAYETTEVILLE - The Hogs suffered a season-ending 7-2 loss to Villanova in Saturday night's elimination game at Bogle Park.

Arkansas combined for six hits led by senior Cylie Halvorson's 2-for-3 performance which entailed a solo home run in the fourth and an infield single in the second. Rylin Hedgecock also sparked the Razorback offense after cashing a solo home run in the fourth - her second home run of the day. Reagan Johnson, Hannah Gammill and Raigan Kramer posted a base knock apiece.

Two Razorback arms were used in the circle with fifth-year senior RHP Morgan Leinstock (13-6) tallying her 19th start on the rubber. Leinstock went 3.2 innings with gave up five earned runs on six hits while fanning three and issuing two walks. Sophomore RHP Reis Beuerlein twirled 2.1 innings in relief, surrendering two unearned runs on five hits while punching out a pair.

SERIES HISTORY

**Texas State
Bobcats**

Overall Record: 0-1
H: 0-0 A: 0-1 N: 0-0

Jan. 31, 2003 L 4-1 San Marcos, Texas

**Lipscomb
Bison**

Overall Record: 1-0
H: 0-0 A: 0-0 N: 1-0

Feb. 9, 2019 W 5-0 Lake Charles, La.

**Bradley
Braves**

Overall Record: 3-0
H: 3-0 A: 0-0 N: 0-0

Feb. 27, 2009 W 10-5 Fayetteville
March 8, 2014 W 4-2 Fayetteville
March 9, 2014 W 9-1 (6) Fayetteville

**San Diego
Toreros**

Overall Record: 2-0
H: 0-0 A: 0-0 N: 2-0

Feb. 8, 2014 W 10-1 (5) Las Vegas, Nev.
Feb. 19, 2017 W 13-1 (5) Palm Springs, Calif.

THE LAST MEETING

Jan. 31, 2003 (San Marcos, Texas)

SCORE	1	2	3	4	5	6	7	-	R	H	E
ARK	0	0	0	0	0	1	0	-	1	1	0
TXST	0	0	3	0	0	1	0	-	4	4	2

Time | 1:40
Attendance | 453
HR | Texas State: A. Wilson (1)

Arkansas 1 (0-1)

Player	pos.	ab	r	h	rbi	bb	so	po	a	lob
A. Carter	3b	2	0	0	0	0	2	0	3	0
B. Southmayd	ph	1	0	0	0	0	1	0	0	0
B. Woodward	2b	3	0	0	0	0	1	0	0	0
L. Hendrix	ss	2	0	0	0	1	1	1	1	0
C. Swan	rf	3	0	0	0	0	1	0	0	2
N. Deeter	rf	0	0	0	0	0	0	0	0	0
J. Young	lf	2	0	0	0	0	1	0	0	0
R. Atkins	dh	2	0	0	0	1	2	0	0	0
Z. Davison	pr	0	0	0	0	0	0	0	0	0
K. Eiben	lb	3	0	0	0	0	1	8	1	1
L. Nieman	c	1	1	0	0	0	1	7	2	0
S. Hunter	ph	1	0	1	0	0	0	0	0	0
M.O'Malley	cf	1	0	0	0	0	1	1	0	0
M. Johnson	ph	1	0	0	0	0	1	0	0	0
V. Lyons	p	0	0	0	0	0	0	0	3	0
Totals		22	1	1	0	2	12	18	10	3

Arkansas	ip	h	r	er	bb	so	ab	bf
V. Lyons (L, 0-1)	6.0	4	4	4	4	5	21	25

Texas State 4 (1-0)

Player	pos.	ab	r	h	rbi	bb	so	po	a	lob
K. Zaleski	cf	2	1	0	0	1	0	0	0	0
K. Bard	dh	1	1	0	0	2	1	0	0	0
R. Stukel	c	3	1	1	0	1	12	1	1	1
R. Bonetti	3b	3	0	0	2	2	0	2	1	0
H. Snow	lf	3	0	0	0	0	0	1	0	1
A. Wilson	2b	2	1	1	1	0	2	2	0	0
A. Blair	1b	2	0	0	0	2	4	0	1	0
KA Trahan	ph	1	0	0	0	0	0	0	0	0
L. Sharp	ss	2	0	0	0	0	1	0	0	0
A. Koop	rf	2	0	0	0	0	0	0	0	0
N. Neuberburg	p	0	0	0	0	0	0	0	2	0
Totals		21	4	4	4	5	21	6	3	

Texas State	ip	h	r	er	bb	so	ab	bf
N. Neuberburg (W, 1-0)	7.0	1	0	0	2	12	22	25

THE LAST MEETING

Feb. 9, 2019 (Lake Charles, La.)

SCORE	1	2	3	4	5	6	7	-	R	H	E
LU	0	0	0	0	0	0	0	-	0	3	1
ARK	0	2	3	0	0	0	x	-	5	6	0

Time | 1:50
Attendance | N/A
HR | Arkansas 5 (3-0)

Arkansas 5 (3-0)

Player	pos.	ab	r	h	rbi	bb	so	po	a	lob
H. McEwen	cf	4	0	0	0	0	0	0	0	0
D. Gibson	2b	2	1	0	0	2	0	1	1	1
K. Warrick	rf	2	1	1	0	1	0	1	0	0
A. Diaz	1b	3	0	1	2	0	0	5	0	2
C. Haizlip	pr	0	1	0	0	0	0	0	0	0
R. Jackson	lf	3	1	2	0	0	1	3	0	0
L. Malkin	dh	2	1	1	0	1	0	0	0	0
K. Edwards	pr	0	0	0	0	0	0	0	0	0
N. Duncan	c	1	0	0	0	1	0	8	0	0
H. Bugarin	3b	2	0	0	0	1	1	2	2	0
M. Hicks	ss	3	0	1	2	0	0	1	0	3
Totals		22	5	6	5	5	21	4	6	

Arkansas	ip	h	r	er	bb	so	ab	bf
M. Hall (W, 1-0)	7.0	3	0	0	0	8	24	25

Lipscomb 0 (2-1)

Player	pos.	ab	r	h	rbi	bb	so	po	a	lob
G. Gladden	rf	3	0	0	0	0	0	1	0	0
P. Ward	ss	3	0	1	0	0	0	1	1	1
J. Fortel	1b/dh	2	0	0	0	0	0	1	1	0
M. Gray	p	0	0	0	0	0	0	0	0	0
J. Pealor	c	3	0	1	0	0	0	2	0	1
H. Devault	2b	2	0	0	0	2	3	2	0	0
A. Vetula	2b	1	0	0	0	0	1	1	0	0
K. Turner	dh/lb	3	0	0	0	3	3	0	0	0
K. Green	3b	3	0	0	0	0	1	1	2	0
D. Brewer	cf	2	0	1	0	0	0	2	0	0
A. Davis	lf	1	0	0	0	0	1	1	0	0
C. Turner	ph/lf	1	0	0	0	0	1	0	0	0
Totals		24	0	3	0	8	18	7	4	

Lipscomb	ip	h	r	er	bb	so	ab	bf
C. Yeager (L, 0-1)	2.1	6	5	4	2	0	11	14
J. Fortel	1.2	0	0	0	2	1	5	8
M. Gray	2.0	0	0	0	1	1	6	7

THE LAST MEETING

March 9, 2014 (Fayetteville, Ark.)

SCORE	1	2	3	4	5	6	7	-	R	H	E
BRAD	0	0	1	0	0	1	X	-	1	4	2
ARK	0	0	3	4	0	2	X	-	9	11	0

Time | 1:58
Attendance | 405
HR | Arkansas: Devon Wallace (5)

Arkansas 9 (18-5)

Player	pos.	ab	r	h	rbi	bb	so	po	a	lob
D. Wallace	dh	4	2	3	3	0	0	0	0	0
K. Fagan	1b	4	2	1	1	0	0	9	0	0
C. Navarro	ss	4	0	1	2	0	0	2	0	0
A. Geile	rf	2	0	1	1	0	1	1	1	1
A. Martindale	pr	0	1	0	0	0	0	0	0	0
M. Clark	pr	0	0	0	0	0	0	0	0	0
C. Oprzedek	3b	3	0	0	0	0	1	1	1	1
J. Rambo	lf	3	0	0	0	2	1	0	1	1
J. Gee	c	3	0	1	0	0	1	4	1	0
K. Meeker	pr	0	1	0	0	0	0	0	0	0
P. Pocklington	2b	3	1	1	0	0	1	0	2	1
S. Canfield	cf	3	2	2	1	0	0	0	1	0
Totals		29	9	11	9	1	4	18	12	5

Arkansas	ip	h	r	er	bb	so	ab	bf
G. Moll (W, 8-2)	6.0	4	1	1	2	4	20	22

Bradley 1 (9-14)

Player	pos.	ab	r	h	rbi	bb	so	po	a	lob
K. Zaleski	cf	2	1	0	0	1	0	0	0	0
K. Bard	dh	1	1	0	0	2	1	0	0	0
R. Stukel	c	3	1	1	1	0	12	1	1	1
R. Bonetti	3b	3	0	2	2	0	0	2	1	0
H. Snow	lf	3	0	0	0	0	0	1	0	1
A. Wilson	2b	2	1	1	1	0	2	2	0	0
A. Blair	1b	2	0	0	0	2	4	0	1	0
KA Trahan	ph	1	0	0	0	0	0	0	0	0
L. Sharp	ss	2	0	0	0	0	1	0	0	0
A. Koop	rf	2	0	0	0	0	0	0	0	0
N. Neuberburg	p	0	0	0	0	0	0	0	2	0
Totals		21	4	4	4	5	21	6	3	

Bradley	ip	h	r	er	bb	so	ab	bf
Young (L, 2-7)	3.0	8	7	4	0	2	19	19
Lynch-Crumri	2.1	3	2	2	1	2	10	11

THE LAST MEETING

Feb. 19, 2017 (Palm Springs, Calif.)

SCORE	1	2	3	4	5	6	7	-	R	H	E
SD	1	0	0	0	0	X	X	-	1	3	3
ARK	5	0	6	2	X	X	X	-	13	11	0

Time | 1:15
Attendance | N/A
HR | Arkansas: Schroeder, Warrick

POWER IN THE PORTAL

Since taking over the program in 2016, head coach Courtney Deifel and her coaching staff have had tremendous success in the recruitment of players through the transfer portal.

» Deifel has made 22 transfer portal additions during her time at Arkansas. Six Razorbacks on the 2025 roster arrived in Fayetteville by way of the transfer portal: Reis Beuerlein (2024, Mississippi State), Courtney Day (2025, Texas), Karlie Davison (2025, Utah), Bri Ellis (2024, Auburn), Carlee Ratcliff (2024, Texas) and Kailey Wyckoff (2025, Texas Tech).

Transfers under Courtney Deifel have accounted for:

- » 8 NFCA All-America selections
- » 14 NFCA All-Region honors
- » 12 All-SEC Selections
- » 1 SEC Player of the Year (*KB Sides*)
- » 1 SEC Pitcher of the Year (*Chenise Delce*)

» 11 of the 18 portal additions under Deifel that completed a season at Arkansas, experienced an increase in both wins and winning percentage in their first season as a Hog compared to their last at their previous program.

» 11 of the Razorbacks' 14 transfer position players set single-season career highs in at least one offensive statistical category while eight set single-season career highs in four or more offensive categories.

BRI BOMBS

Bri Ellis made an immediate impact in her first season on The Hill in 2024 after transferring from Auburn.

- » Her 48 career home runs are the second most in a career among all active DI players, trailing only Shaylon Govan of Baylor (50).
- » Led Arkansas in slugging percentage (.651), on-base percentage (.444), home runs (36), home runs (14), RBI (47) and total bases (97) in 2024 while earning first-team SEC and NFCA All-Region honors and being named a Second-Team NFCA All-American.
- » She also posted a career-best .322 batting average and .444 on-base percentage.
- » Ellis became just the sixth Razorback since 2002 to record 10+ home runs, 30+ walks and 40+ RBI in a season in 2024, joining Rylin Hedgecock (2023), Taylor Ellsworth (2022), Braxton Burnside (2021), Nicole Schroeder (2017) and Sandra Smith (2008).
- » Became the first Razorback in program history to win SEC Player of the Week in back-to-back weeks on March 19, 2024.
- » Has homered in four consecutive games twice during her career, accomplishing the feat in 2022 and 2023 while at Auburn.
- » The Houston native hit .345 with runners in scoring position while driving in a team-high 19 runs with two outs. She also drove in a runner on third with less than two outs an astounding 88.9% of the time (8-9) and advanced runners in 55.9% of her at-bats.

HOME SWEET BOGLE

Bogle Park was the place to be in 2024, as a program-record 97,744 fans walked through the gates. All 10 of Bogle Park's all-time top 10 single-game attendance marks were also set in 2024. Arkansas played in front of home crowds of 3,000+ in 21 of its 27 regular season games at Bogle Park.

- » Arkansas is just one of three programs to rank in the top five in single-season attendance every year since COVID, joining the likes of Alabama and LSU.
- » The Razorbacks have ranked in the top three nationally in total home attendance in back-to-back seasons and have finished in the top five in national total attendance in each of their past five seasons at Bogle Park.
- » On May 4, 2024, Arkansas broke its single-game attendance record, with 3,900 in attendance for game three vs. Ole Miss.
- » In 2024, the Hogs have accumulated the third-highest cumulative attendance across NCAA softball (89,982). Arkansas averaged 3,333 fans per game.
- » Bogle Park hosted the highest attended SEC Softball Tournament in 2023 with 16,937 in the stands May 9-13, shattering Florida's previous record of 13,201 in 2022.
- » Between the 2022 and 2023 campaigns, Bogle Park drew crowds of 3,000+ 16 separate times.
- » Since its gates opened in 2009, Bogle Park has welcomed 456,428 fans



Arkansas' transfer portal class ranked No. 9 in the country, per D1Softball on Aug. 20, 2024, prior to the signing of Texas transfer and 2022 WCWS All-Tournament performer Courtney Day.

through the turnstiles. Of those 456,428 fans 371,659 (81.42%) have come during head coach Courtney Deifel's tenure (2016-present).

» Bogle Park was recognized by the National Fastpitch Coaches Association (NFCA) as the Netting Professionals/NFCA DI Field of the Year in 2022.

MILLER TIME

Sophomore catcher Kennedy Miller quickly established herself as one of the best freshmen in the country during the 2024 season.

- » Named a D1 Softball and Softball America Freshman All-American in addition to being named a Top-25 Finalist for the TUCCI/NFCA Freshman of the Year and earning NFCA First-Team All-South Region honors.
- » Miller started 52 games at catcher, batting .331 with 45 hits, eight home runs, five doubles, two triples, nine walks, 36 RBI and 23 runs scored. She finished second on the team in batting average and fourth on the team in home runs while ranking second on the team in multi-hit games (14) and recording eight multi-RBI games.
- » Her eight home runs were the most by an Arkansas freshman since Kacie Hoffman also belted eight in 2022.
- » Defensively, Miller committed only one error behind the plate in 310 chances for a .997 fielding percentage while also throwing out five would-be base stealers
- » Earned SEC Freshman of the Week honors on March 19 after putting up a .545/1.091/.545 slash line across four games and paced the Hogs in hits with six and home runs with two. The Georgetown, Texas, product was flawless behind the plate with 18 putouts, three assists and no errors. Miller recorded her second career multi-home run outing in game two against Auburn, smashing a two-run home run in the first and a solo home run in the fourth.

THE HEAD HOG

Head coach Courtney Deifel became the program's all-time wins leader in 2023 when Arkansas defeated No. 22 Louisiana 7-6 on Feb. 18. Deifel bested former Razorback head coach Carie Dever-Boaz's (1997-2004) 244 career wins at helm. Deifel hit 300 career wins at Arkansas following the Hogs' doubleheader sweep of Auburn on March 16.

WINNINGEST ARKANSAS HEAD COACHES

Rank	Coach	Record	Years	NCAA Appearances
1.	Courtney Deifel	315-165	2016-pres.	7
2.	Carrie Dever-Boaz	244-274-1	1997-2004	2
3.	Mike Larabee	149-181	2010-2015	2
4.	Jamie Pinkerton	130-179	2005-2009	2

» Deifel has won 315 games through nine seasons at the helm in Fayetteville. In the previous nine years before Deifel, Arkansas only won 234 contests. From 2003-2015 (13 seasons), Arkansas had only won 321 games.

» Since Deifel's hiring the Razorbacks' 315 wins rank ninth among all SEC schools during that timespan (OU and Texas not included). In the 10 years prior to Deifel, Arkansas posted 260 wins which ranked 12th among the 13 SEC members.

» Arkansas currently ranks sixth among the 15 SEC programs in total wins since 2020 with 187.

PRESEASON PRESENCE

» Senior first baseman Bri Ellis and junior utility star Kailey Wyckoff garnered many preseason honors ahead of the 2025 season.

» Both were named preseason All-SEC in a vote by the league's coaches on Jan. 30. They also were named Preseason Top 100 players by both Softball America and D1Softball.

» Wyckoff earned Preseason Second-Team All-America honors from D1Softball at the utility position.

THE FRIENDLY CONFINES

» Since 2017, Arkansas is 151-41 (.787) at Bogle Park during the regular season.

» Arkansas is 180-71 (.717) at Bogle Park since Courtney Deifel took over the program in 2016.

MEUCHEL IS MASTER OF DEFENSE

» Assistant Coach Matt Meuchel joined the Razorbacks' coaching staff prior to the 2017 season and completed his eighth season in Fayetteville in 2024. Meuchel is one of the sport's leaders in analytics and also coordinates the Razorbacks defense. All five of the Hogs' top-five single-season fielding percentages have come under his watch.

» In 2024, Meuchel and assistant coach Danielle Gibson helped guide Arkansas to a program-record .978 fielding percentage which led the SEC and ranked ninth nationally.

SOOIE SPINNERS

» Arkansas has registered 31 shutouts since the start of the 2023 seasons. The Razorbacks are one of only nine programs to rank in the top 20 nationally in shutouts in 2023 and 2024 joining the likes of Oklahoma, Boston, Oklahoma State, Tennessee, Stanford, Alabama, South Dakota State and Cal State Fullerton.

» Arkansas ranked 19th nationally in shutouts in 2024 with 14 and 17th nationally in 2023 with 17.

» The Razorbacks have posted 11+ shutouts in each of the last four seasons, one of just 16 programs nationally to accomplish the feat.

BOGLE BOMBERS

The long ball has been a staple in the success of Arkansas Softball during the Courtney Deifel era (2016-present).

» Arkansas has hit 531 home runs since Deifel took over the helm in 2016 which accounts for 49.4% of home runs in program history. In the 10 years prior to Deifel's arrival Arkansas teams belted 437 round trippers.

» The Razorbacks' 519 home runs since 2017 rank second among SEC members during that time span and third among current SEC members trailing only Oklahoma (852) and Georgia (582).

» Six of the Hogs' single-season top-10 home run marks have been accomplished during Deifel's tenure, including the three best in program history (2022: 109, 2021: 95, 2023: 69).

» The Razorbacks' program record 109 home runs in 2022 were the second-most by a team in a single-season in SEC history.

» Arkansas enters the 2025 season just 25 home runs away from its 1,100th in program history.

ROAD HOGS

Since 2020, the Razorbacks have excelled on the road with a record of 55-19 (.743) which is the second-best mark of all current SEC members, trailing only Oklahoma (64-6, .914).

» With Arkansas' road series victory at No. 7 LSU on April 26-28, 2024, the Hogs have won 15 of their last 16 SEC road series which is the best mark among all SEC members during that time span (2021-present).

» From 1997-2020, the program had only won 17 SEC road series. Over the last four seasons, Arkansas has won 15 conference road series to go along with two SEC Titles.

» The Hogs recorded two top-10 ranked SEC road series wins last season and have accounted for three top-10 road series wins in league play over the past three seasons.

» Additionally, Arkansas has posted a 67-27 (.713) record in the Courtney Deifel era (2016-present) in neutral site games.

ELITE 8

» The Razorbacks have been ranked in the Top 25 of the NFCA Coaches poll for a program-best 72 consecutive weeks dating back to the start of the 2020 season. Arkansas is one of eight programs nationally to have appeared in the Top 25 of every NFCA Coaches Poll since the start of the 2020 season joining: Oklahoma, Florida, UCLA, Oklahoma State, Alabama, Florida State and Washington.



STACKED SLATE

» Arkansas is scheduled to face 12 teams that advanced to the 2024 NCAA Tournament this season, including seven super regional participants, three College World Series participants and four-time defending national champion Oklahoma.

RAES

» Reagan Johnson enters her junior season as the all-time program leader in career batting average at .379 while ranking sixth in career on-base percentage (.420), ninth in career triples (5) and 10th in career stolen bases (30).

» Johnson enters the 2025 season as one of six active Division I players with 73+ hits in each of the previous two seasons, joining D'Auna Jennings (Duke), Kendra Falby (Florida), Korbe Otis (Florida), Mia Scott (Texas) and Paige Rocha (SIU-Edwardsville). Of the six players to accomplish the feat, Johnson and Jennings are the only non-seniors entering the 2025 season.

» Johnson is the only Razorback in program history with multiple 70+ hit seasons courtesy of 73 in 2024 and 79 in 2023. In 2024 she became one of four Razorbacks in program history to post an on-base percentage of .426 or better while registering 70+ hits in a season, joining Danielle Gibson (2022), KB Sides (2022) and Hannah McEwen (2019).

» She earned First-Team All-SEC and NFCA First-Team All-South Region in 2024 after batting a team-best .380 with 73 hits, four doubles, one triple, 11 RBI, 35 runs scored and 79 total bases to go along with a team-high 12 stolen bases. She ranked fourth in the SEC and 33rd nationally in hits (73) in addition to ranking fifth among all SEC players in batting average (.380).

» Her sophomore year batting average of .380 and her freshman year average of .378 rank sixth and seventh respectively in the Arkansas single-season record books while her 79 hits as a freshman and 73 hits as a sophomore were the third and fourth-most by a Hog in a single season.

» She batted a team-best .388 (66-170) against right-handed pitchers in 2024 and leads all active Razorbacks with multiple seasons in Fayetteville with an average of .385 (139-361) against right-handers.

» Johnson owns a career batting average of .423 (33-78) with runners in scoring position, posting averages of .438 (14-32) and .413 (19-46) in 2024 and 2023 respectively.

» Johnson is 30-32 in stolen base attempts during her career and is just three stolen bases away from moving into a tie for ninth all-time in program history.

» The Karnes City, Texas product checked in at No. 73 overall and ranked 27th among outfielders in the Softball America Preseason Top 100 Players List on Jan. 6.

MILESTONE TRACKER

» The Razorbacks are approaching some major statistical milestones as a program. They are currently three runs away from scoring 6,600 all-time, 22 at-bats away from 42,000 all-time and 25 home runs away from 1,100 all-time.

» Raigan Kramer is a walk away from entering the Arkansas all-time top ten with 71.

» Reagan Johnson needs three stolen bases to move into a tie for the ninth most all-time by a Razorback in their collegiate career.

» Bri Ellis enters the 2024 season just two home runs shy of 50 for her career. She would become the third Razorback player to reach 50 career home runs joining Linnie Malkin (50), Danielle Gibson (60). Malkin is the only player in program history to hit all 50+ home runs as a Razorback.

MISS VERSATILITY

Arkansas continued its multi-year run of major portal additions in the summer of 2024 with the addition of Texas Tech Transfer Kailey Wyckoff.

» During her two seasons at Texas Tech Wyckoff appeared all over the field for the Red Raiders with nine or more starts at five different positions. She appeared in 51 games at catcher, 24 games in right field, 12 games in left field, 10 games at designated player and nine games at first base.

» Her career batting average of .400 ranks fourth among all players with multiple seasons of collegiate playing experience at the Power 4 level and 15th nationally among all Division I players.

» Wyckoff has garnered a plethora of preseason recognition from numerous publications. She was named a Top 100 player from both D1 Softball and Softball America. On Jan. 22 she was named a Preseason Second-Team All-American at the utility position from D1 Softball and was ranked as the No. 3 utility player in the D1 Softball position rankings.

» In 2024 she posted a .407 batting average with 12 doubles, seven home runs and a career-high 35 RBI to earn First-Team All-Big 12 honors. She also recorded 15 multi-hit games and a team-best 24-game reached base streak.

» As a true freshman in 2023 she became just the second individual conference award winner in Texas Tech history along with earning Second-Team All-Big 12 recognition. She hit .393 with a .740 slugging percentage thanks to 17 doubles, nine home runs, five triples and 31 RBI. She also posted 14 multi-hit games with 10 multi-RBI games.

HOGS HAVE A DAY

Arkansas finalized its 2024 roster with the addition of Texas transfer Courtney Day on Dec. 9, 2024.

» Day initially transferred to Ole Miss following the 2023 season but did not play.

» She is the third Razorback to transfer from Texas in program history, joining Taylor Ellsworth (2021) and Carlee Ratcliff (2023), who was Day's roommate at Texas in 2022.

» During her four seasons in Austin (2020-23), Day posted a .317 batting average and .395 on-base percentage with 120 hits, 22 doubles, two triples, 26 home runs, 63 runs scored, 44 walks and 91 RBI through 176 games played. She has registered 23 multi-hit games and 24 multi-RBI games during her collegiate career.

» A native of Pearland, Texas, Day appeared

primarily at first base and designated player during her time at Texas, in addition to pitching. Day owned a 2.45 earned run average and 47 strikeouts in 68.2 innings pitched while with the Longhorns.

YOUTHFUL RAZORBACKS

Arkansas has eight true freshman on the roster in 2025 which is tied for the second-most in the Courtney Deifel era, tying the 2017 team and trailing only the 2023 squad which had nine true freshman on the roster.

» The freshman class of Payton Burnham, Ava Carter, Cam Harrison, Lexi King, Ella McDowell, Jayden Ramos, Ashtyn Reichardt and Ramsey Walker was ranked as the fifth-best class in the country according to Extra-Inning Softball.

HOGS OUTHITTING THE OPPOSITION

Outhitting the opposition has been a major trademark in the Courtney Deifel era (2016-present) for Arkansas.

» The Razorbacks hold a 249-25 record when outhitting opponents under Deifel, including a 148-8 mark since 2020.

Year	W	L	%
2024	29	2	.935
2023	35	2	.946
2022	38	1	.974
2021	31	1	.969
2020	15	2	.882
2019	32	4	.889
2018	32	4	.889
2017	26	4	.867
2016	11	5	.688
TOTAL	249	25	.909

ROB CAN SPIN IT

Robyn Herron enters 2025 looking to build off an impressive sophomore campaign a year ago.

» Herron appeared in 29 games while making 19 starts and posting a 12-9 record with a team-best 143 strikeouts in 125.1 innings pitched. Her 1.62 ERA ranked 25th nationally and third among SEC pitchers. She also ranked 40th nationally with five shutouts during the 2024 season while posting three 10+ strikeout games.

» She is one of just seven returning pitchers nationally who ranked in the Top 25 in ERA and Top 40 in shutouts during the 2024 season, joining Nijaree Canady (Texas Tech), Maddia Groff (Omaha), Karlyn Pickens (Tennessee), Kasey Ricard (Boston), Alivia Wilken (North Alabama) and Isabella Smith (Oklahoma).

» Herron became the second pitcher in program history to throw a seven-inning perfect game while striking out a season-high 11 batters on just 86 pitches in a 7-0 win over Illinois State on Feb. 24, 2024, joining Mary Haff as the other Razorback to accomplish the feat

» Her eight 10+ strikeout games are the third-most in program history trailing only Katy Henry (2005-08, 14) and Mary Haff (2018-22, 16).

» Herron ranked in the Top 10 in the Arkansas single-season program record books in 2024 in multiple categories including: opponent batting average against (.171, 2nd), shutouts (5, T-10th) and strikeouts/7 IP (7.99, 5th).

CLOUD IS CLUTCH

Junior INF Rylee Cloud delivered when called upon in pinch hit situations during the 2024 season.

» Cloud batted .300 (3-10) as a pinch hitter in 2024 which was the best average by a Razorback in pinch hit situations since 2022 (Min. of 5 AB).

» She collected a hit as a pinch hitter in back-to-back games in 2024 against Omaha and Arizona on Feb. 17.

BATTLING AT THE PLATE

» In hitting coach DJ Gasso's first season in Fayetteville, Arkansas struck out a program-low (COVID season not included) 192 times in 1,408 at-bats during the regular season bettering the previous program record of 204 which was set in 2014 by 12. Additionally, Arkansas had a program record strikeout percentage of 0.1.

KEEP THE LINE MOVING

» Arkansas advanced runners in 50.3% of its at-bats during the 2024 season.

» Bri Ellis led all returning Razorbacks advancing a runner in 56% of her at-bats a year ago.

» Since 2021, Arkansas has advanced runners in 50.4% (1,737-3,447) of opportunities.

OH THE PLACES WE'LL GO

» To follow the Razorbacks from Fayetteville to every game/series this season you would travel approximately 10,212.2 miles round trip. The farthest trip on the slate is the Mary Nutter Collegiate Classic in Cathedral City, Calif., which is located 1,455.3 miles from Fayetteville.

TOP 100 FRESHMAN

» Arkansas Freshman Payton Burnham, Cam Harrison, Ella McDowell and Ramsey Walker were all selected to the D1 Softball D100 Freshman Watch List (Jan. 8) and were all named to the Softball America Freshman Watch List (Jan. 14)

THE LEGEND OF JIMMY

Senior OF Raigan Kramer has one of the more unique nicknames in college softball, since before arriving in Fayetteville, Kramer is known as Jimmy to her teammates and coaches.


» "I tried out for a team in 2018 and the coaches didn't know who I was," Kramer said in a 2020 interview. "All they knew was that I was #99. Supposedly, they knew someone who was #99 named Jimmy that they used to play men's fast-pitch with. From then on out that's who I was. It just stuck. I'm almost positive some of the younger girls that were in our organization have no idea that my name is not actually Jimmy."

» The Topeka, Kan., native is one of the most experienced Razorback on the team with 142 games played and 113 career starts in her Arkansas career.

» Kramer is one of the most disciplined hitters in program history and currently enters the 2025 season ranked 11th in program history in career walks with 71. She is one walk shy of moving into 10th all-time in the career walks category of the Arkansas record books.

» She is one of 10 active players nationally entering the 2025 season having registered 32+ walks in each of the previous two seasons.

» Kramer joins Devon Wallace (2011-2014) as the only player to draw 30 or more walks in back-to-back seasons with 32 walks in 2024 and 39 walks in 2023.



Kailey Wyckoff (46), Cam Harrison (25), and Ashtyn Reichardt (5) all prepped at Katy High School in Katy Texas.

KATY CONNECTION

>> Kailey Wyckoff, Cam Harrison and Ashtyn Reichardt all prepped at Katy High School in Katy, Texas. It marks the first time since 2010 that the Razorbacks have had three players on the roster that all attended the same high school. The only other trio to all attended the same high school and play together at Arkansas was Tori Mort, Brit-tany Robison and Jessica Robison who all attend-ed Owasso High School in Owasso, Okla.

RAZORBACKS REPRESENTING THE USA

Arkansas freshmen Ella McDowell and Cam Harrison helped guide the U.S. U-18 Women's National Team (WNT) to a first-place finish in the World Baseball Softball Confederation (WBSC) U-18 World Cup Group C Stage Event as team USA posted a perfect 6-0 record on Aug. 29-Sept. 2, 2024 in their final action as U-18 team members.

>> McDowell was named the most outstanding player of the event after posting an impressive .733 batting average and .750 on-base percentage with 11 hits, two doubles, two home runs, eight RBI, and a walk. The Richmond, Texas native also posted a perfect 1.000 fielding percentage with two putouts and eight assists while playing third base. McDowell led all players in the event in five statistical categories, including batting average (.733), home runs (2), on-base percentage (.750), slugging percentage (1.267) and on-base plus slugging percentage (2.017).

>> Harrison was dominant in her two outings in the circle, posting a 1.00 earned run average with four strikeouts and three hits allowed in seven innings pitched. She picked up a six-inning complete-game victory in a 9-1 win over Canada on Aug. 30., striking out two and allowing just three hits. The Katy, Texas, product followed up her complete game with a 1-2-3 inning of relief that featured two strikeouts in a 7-0 win over the Philippines on Sept. 1.

KEEP 'EM IN THE YARD

>> Arkansas has limited opponents to no home runs in 289 games during the Courtney Deifel era (2016-present) which accounts for 60.2% of all games during Deifel's tenure. In the 289 games in which Arkansas has not allowed a home run they have posted a record of 225-65 (.779).

NO FREE PASSES

>> Arkansas is 135-40 since 2001 when its pitching staff issues no walks in a game.

>> The Razorbacks are 80-17 when issuing no walks under head coach Courtney Deifel (2016-present).

>> Arkansas is currently on a 10-game winning streak when issuing zero walks dating back to April 6, 2023. It is the second-longest winning streak when accomplishing the feat in program

history. The program record 13-game winning streak was accomplished from 2012-14.

>> In the past 20 years Arkansas has had a pitcher throw 5+ innings in a single game without allowing a walk 25 times. When the feat is accomplished Arkansas owns a record 19-6. Arkansas was 3-0 last year when accomplishing the feat courtesy of a pair of wins from Robyn Herron and a win from Morgan Leinstock.

10K WILL PLAY

>> Arkansas is 75-10 all-time when an individual pitcher records 10+ strikeouts in a single game.

>> Under Deifel (2016-present), Arkansas is 35-3 when an individual pitcher registers 10+ strikeouts in a game.

>> Robyn Herron leads all current Razorbacks with eight games of 10+ strikeouts.

HAVING FUN WITH MULTIPLE HOME RUNS

>> Arkansas is 54-7 all-time when a Razorback player hits multiple home runs in a single game, including a 39-2 mark in the Courtney Deifel era.

>> The Razorbacks are on a 30-game win streak when having a player hit multiple home runs in a single game, dating back to Feb. 20, 2021, when Linnie Malkin started the streak by belting a solo home run and a two-run shot in a 6-4 14-inning win at McNeese. Malkin's two-run homer in the top of the 14th ended up accounting for the winning runs in the victory.

>> Active Razorbacks on the 2025 roster have accounted for 10 multi-HR games during their careers.

Active Razorbacks With Multi-HR Games

Player	Multi-HR Games
Bri Ellis	3
Courtney Day	2
Kennedy Miller	2
Kailey Wyckoff	2
Karlie Davison	1

>> Additionally Arkansas is 136-21 under head coach Courtney Deifel (.866) when hitting 2+ home runs as a team in a game. Since 2020, the Hogs are 94-12 (.887) when hitting two or more round trippers.

FAMILIARITY WITH THE FOES

The 2025 Arkansas Softball schedule makes for plenty of storylines when it comes to the opponents and connections to the current 2025 roster and coaching staff.

Texas State

>> Arkansas softball trainer Andrew Kreis is a 2014 graduate of Texas State.

Bradley

>> Arkansas assistant coach DJ Gasso played baseball at Bradley from 2016-17 after transferring from Eastern Oklahoma. He batted .299 with a .390 OBP and a .368 slugging percentage with 26 hits, six doubles and eight RBI as a junior in 2016.

DAYTIME DOMINANCE

>> Arkansas has posted a record of 232-113 (.672) in day games (Prior to 5 p.m.) under head coach Courtney Deifel (2016-present)

>> Since 2021 the Razorbacks are 116-41 (.739) in daytime contests.

RECORD BY DATE (2025)

DATE	RECORD	WIN %
F6	1-1	.500
F7	5-7	.417
F8	16-3	.842
F9	13-3	.813
F14	5-6	.455
F15	7-9	.438
F16	11-4	.733
F20	15-11	.577
F21	18-6	.750
F22	12-3	.800
F28	11-8	.579
FEB	266-148	.643

DATE	RECORD	WIN %
M1	13-5	.722
M2	9-10	.474
M7	7-8	.412
M8	4-13	.235
M9	9-5	.643
M14	6-13	.316
M15	4-6	.400
M16	10-18	.357
M18	10-11	.476
M22	8-15	.348
M23	10-5	.667
M24	8-10	.444
M28	5-8	.385
M29	7-12	.368
M30	4-8	.333
MARCH	267-297	.474

DATE	RECORD	WIN %
A4	7-5	.583
A5	4-13	.307
A6	5-18	.277
A7	9-9	.500
A11	8-4	.666
A12	9-4	.692
A13	5-8	.384
A15	8-4	.666
A18	12-8	.600
A19	11-9	.550
A25	5-7	.417
A26	9-10	.474
A27	4-9	.307
APRIL	232-250-1	.481

DATE	RECORD	WIN %
M1	5-5	.500
M2	3-4	.429
M3	9-9	.500
M6	1-8	.111
M7	3-6	.333
M8	3-5	.375
M9	1-4	.200
M10	1-3	.250
MAY	69-89	.437

*- Months reflect entire record of month in program history not just dates in which games are scheduled this season.

RAMBO READY FOR IMPACT

Nicknamed Rambo, Freshman Ramsey Walker arrived in Fayetteville as one of the top prep sluggers in the country.

>> Walker prepped at Calvary Baptist Academy in Shreveport, La., where she led the Lady Cavaliers to four-straight 2A State Championships and was named Louisiana State Player of the Year in 2022 and 2024.

>> Her 44 home runs she hit as a senior and a junior were the most nationally in that timespan according to MaxPreps.

>> In 2024, Walker was named a MaxPreps All-American after batting .575 with 23 home runs, 68 RBI and 41 extra-base hits as a senior. Her 23 home runs ranked fifth nationally.

>> As a junior in 2023, she batted .500 with 21 round trippers, 55 RBI, 17 doubles and two triples. Her 21 home runs ranked 25th nationally.

EIGHT IS GREAT

>> Arkansas is 197-3 when scoring eight or more runs since 2002, including a 131-1 mark during the Courtney Deifel era (2016-present).

>> The Razorbacks are on a 68-game winning streak when scoring 8+ runs. The last loss the Razorbacks had when accomplishing the feat was a 12-11 loss to Oklahoma State on Feb. 11, 2021 during the season opener at the Best on the Bayou Classic in Monroe, La.

DISCIPLINED DUO

>> 1B Bri Ellis and OF Raigan Kramer became the seventh pair of Arkansas teammates in the past 20 years to register 30+ walks in the same season in 2024.

HITTIN' HOGS

>> Arkansas has posted a 180-20 overall record when registering 10 or more hits in a single game since 2006, including a 107-11 mark under Courtney Deifel.

>> The Razorbacks posted a 9-1 record in 2024 when registering 10+ hits and have won 60 of their past 63 contests when accomplishing the feat since 2020.

COACH OF COACHES

>> Arkansas head coach Courtney Deifel has tutored 16 coaches or players that have gone on to become head coaches or earned positions at the collegiate level which is the second-most nationally trailing only Patty Gasso of Oklahoma according to D1 Softball.

>> Deifel served as a graduate assistant under Gasso from 2008-09 at Oklahoma.

Name	Role Under Deifel	Current Position
Jordan Clark	Volunteer Assistant	(HC) Florida Atlantic
Parker Skaggs	Graduate Assistant	(Asst.) Duke
Boo De Oliveira	Assistant Coach	(Asst.) Notre Dame
Annie Smith	Player at Arkansas	(Asst.) Minnesota
Sydney Benz	Player at Maryland	(Asst.) Dartmouth
Mandy Gardner-Colgate	Graduate Assistant	(HC) Miami of Ohio
Elaine Heflin	Player/Assistant	(Asst.) Illinois State
Shelby Hiers	Player/Assistant	(Asst.) Missouri State
Shana Easley	Volunteer Assistant	(Asst.) Colorado State
Danielle Gibson-Whorton	Player/Assistant	(Asst.) Arkansas
Matt Meuchel	Assistant Coach	(Asst.) Arkansas
DJ Gasso	Assistant Coach	(Asst.) Arkansas
Mary Haff	Player at Arkansas	(Asst.) Missouri
Taylor McQuillin	Graduate Assistant	(Asst.) Southern Utah
Chenise Delce	Player at Arkansas	(Asst.) MACU
Skylynn Ellazar	Player at Maryland	(HC) Menlo College



Carlee Ratcliff and Courtney Day both played together at Texas from 2021-22 and were roommates during the 2022 season in Austin.

ROOMIES REUNITED

>> Courtney Day and Carlee Ratcliff are no strangers as both played together at Texas from 2021-22 and were roommates together during the 2022 season.

>> Ratcliff who enters her second season as a Razorback was the one who initially reached out to the Arkansas coaching staff with the news that Day had entered the portal.

HOUSTON HOGS

>> Arkansas has six players on its roster from the Houston metropolitan area.

Player	Hometown
Courtney Day	Pearland, Texas
Bri Ellis	Houston Texas
Cam Harrison	Katy, Texas
Ella McDowell	Richmond, Texas
Ashtyn Reichardt	Brookshire, Texas
Kailey Wyckoff	Katy, Texas

IT'S BEEN AWHILE

>> Arkansas will face nine opponents on its 2025 schedule for the first time in over a decade.

>> The Razorbacks matchup at North Florida on April 7 will be the first meeting between the programs.

>> When Arkansas hosts Oklahoma on March 14-16 it will be the first regular season meeting between the programs since April 5, 2017 and the first meeting in Fayetteville since April 20, 2016.

Date	Opponent	Last Meeting
Feb. 6	Texas State	2003
Feb. 7	Bradley	2014
Feb. 14	Louisiana Tech	2014
Feb. 15	Southern Miss	2010
Feb. 20	Cal State Fullerton	2016
Feb. 22	UCLA	2011
Feb. 28	Iowa	2012
April 7	North Florida	First Meeting
April 18	Colorado State	2013

THE STANDARD

>> Arkansas is the only SEC program to record a top-four conference finish in SEC play in each of the past four seasons.

Year	SEC Record	Finish
2024	14-10	Fourth
2023	14-10	Fourth
2022	19-5	First
2021	19-5	First

NFCA/GoRout TOP 25

#	Team	Record	Previous
1	Texas	55-10	2
2	Oklahoma	59-7	1
3	Florida	54-15	3
4	Oklahoma State	49-12	6
5	UCLA	43-12	5
6	Tennessee	44-12	9
7	Duke	52-9	7
8	Texas A&M	44-15	10
9	Florida State	46-16	13
10	LSU	44-17	12
11	Alabama	39-20	8
12	Georgia	43-19	14
13	Texas Tech	29-21	NR
14	Arkansas	37-18	18
15	Missouri	46-18	11
16	Arizona	37-18-1	15
17	Virginia Tech	40-14-1	17
18	Stanford	50-17	4
19	Nebraska	30-23	NR
20	Baylor	36-23	20
21	Northwestern	35-13	RV
22	Washington	32-15	16
23	Oregon	30-21	24
24	Mississippi State	34-20	21
25	Clemson	35-19	RV

Others receiving votes: California (69), Michigan (66), Louisiana (64), Boston University (39), Texas State (32), Kentucky (24), Omaha (23), Virginia (15), Penn State (14), Grand Canyon (8), Liberty (8), BYU (4), Indiana (3), San Diego State (3), South Carolina (2), Southeastern Louisiana (1), Utah (1).

ESPN.COM/USA SOFTBALL TOP 25

#	Team	Record	Previous
1	Florida	54-15	3
2	Texas	55-10	2
3	Oklahoma	59-7	1
4	Oklahoma State	49-12	7
5	UCLA	43-12	5
6	Tennessee	44-12	10
7	Texas A&M	44-15	11
8	Duke	52-9	8
9	Texas Tech	29-21	NR
10	Florida State	46-16	15
11	Alabama	39-20	6
12	LSU	44-17	12
13	Arkansas	37-18	18
14	Arizona	37-18-1	16
15	Missouri	46-18	9
16	Baylor	36-23	14
17	Georgia	43-19	13
18	Northwestern	35-13	23
19	California	37-19	NR
20	Liberty	38-25	25
21	Nebraska	30-23	NR
22	Virginia Tech	40-14-1	NR
23	Michigan	43-18	NR
24	Virginia	34-20	NR
25	Penn State	35-20	NR

Others receiving votes: Liberty (46), Virginia (40), Penn State (28), Washington (25), Clemson (21), Ole Miss (17), Indiana (12), Texas State (10), Auburn (8), Miami-OH (5), Boston U. (5), Kentucky (5), San Diego State (5), Omaha (4), South Carolina (3), Louisiana (1), Utah (1)

D1 SOFTBALL TOP 25

#	Team	2024 Record	Previous
1	Florida	54-15	3
2	Texas	55-10	2
3	Oklahoma	59-7	1
4	UCLA	43-12	5
5	Oklahoma State	49-12	6
6	Tennessee	44-12	9
7	Duke	52-9	7
8	Florida State	46-16	14
9	Texas A&M	44-15	11
10	Arkansas	37-18	22
11	LSU	44-17	10
12	Arizona	37-18-1	16
13	Texas Tech	29-21	NR
14	Nebraska	30-23	NR
15	Georgia	43-19	15
16	Virginia Tech	40-14-1	19
17	Alabama	39-20	8
18	Oregon	30-21	20
19	Northwestern	35-13	24
20	Michigan	43-18	NR
21	Baylor	36-23	12
22	Stanford	50-17	4
23	Boston	53-6-1	21
24	Liberty	38-25	23
25	Penn State	35-20	NR

Others receiving votes: Missouri, Virginia, Florida Atlantic

SOFTBALL AMERICA TOP 25

#	Team	Record	Previous
1	Texas	55-10	2
2	Florida	54-15	3
3	Oklahoma	59-7	1
4	Oklahoma State	49-12	7
5	Tennessee	44-12	9
6	UCLA	43-12	5
7	Texas A&M	44-15	10
8	Duke	52-9	8
9	LSU	44-17	11
10	Texas Tech	29-21	NR
11	Alabama	39-20	6
12	Florida State	46-16	14
13	Arkansas	37-18	17
14	Georgia	43-19	13
15	Missouri	46-18	12
16	Nebraska	30-23	NR
17	Arizona	37-18-1	15
18	Virginia Tech	40-14-1	18
19	Baylor	36-23	16
20	Northwestern	35-13	23
21	California	37-19	RV
22	Michigan	43-18	RV
23	Stanford	50-17	4
24	Oregon	30-21	20
25	Mississippi State	34-20	22

Others receiving votes: Liberty (46), Virginia (40), Penn State (28), Washington (25), Clemson (21), Ole Miss (17), Indiana (12), Texas State (10), Auburn (8), Miami-OH (5), Boston U. (5), Kentucky (5), San Diego State (5), Omaha (4), South Carolina (3), Louisiana (1), Utah (1)

ARKANSAS IN THE POLLS WEEK-BY-WEEK

Week	NFCA	ESPN	D1	SA
Preseason	14	13	10	13
Week 1	-	-	-	-
Week 2	-	-	-	-
Week 3	-	-	-	-
Week 4	-	-	-	-
Week 5	-	-	-	-
Week 6	-	-	-	-
Week 7	-	-	-	-
Week 8	-	-	-	-
Week 9	-	-	-	-
Week 10	-	-	-	-
Week 11	-	-	-	-
Week 12	-	-	-	-
Week 13	-	-	-	-
Week 14	-	-	-	-
Week 15	-	-	-	-
Week 16	-	-	-	-
Final	-	-	-	-

ARKANSAS POLL FACTS

>> Under head coach Courtney Deifel the Hogs have been ranked 108 times in the NFCA Poll. Prior to her tenure, Arkansas was ranked just one time in program history (2013).
 >> The Hogs have been ranked in the USA Today/NFCA Poll in 97 of its last 98 releases, dating back to week seven of the 2018 campaign.
 >> Arkansas has received a vote in the last 128 releases of the NFCA Poll, the longest streak in program history.
 >> The Razorbacks Week 1 rankings during the 2023 season match the highest in-season rankings in program history. Arkansas was ranked No. 4 in ESPN.com/USA Softball, USA Today/NFCA, DISoftball.com and Softball America's Top 25.

Razorbacks in the NFCA Poll

YEAR	Poll Appearances 110		Highest Ranking No. 4 (Week 2, 2023)					First Ranking NO. 4 (May 8, 2012)				Longest Ranked Streak 71 Weeks (2020-Present)				Receiving Votes 36 Weeks	
	PRESEASON	2	3	4	5	6	7	8	9	10	11	12	13	14	15	16	FINAL
1997	RV	-	-	-	-	-	-	-	-	-	-	-	-	-	-	-	-
1998	-	-	-	-	-	-	-	-	-	-	-	-	-	-	-	-	-
1999	-	RV	-	-	-	-	-	-	RV	-	-	-	-	-	-	-	-
2000	RV	-	-	RV	-	-	-	-	-	RV	-	-	-	-	-	-	-
2001	-	-	-	-	-	-	-	-	-	-	-	-	-	-	-	-	-
2002	-	-	-	-	-	-	-	-	-	-	-	-	-	-	-	-	-
2003	-	-	-	-	-	-	-	-	-	-	-	-	-	-	-	-	-
2004	-	-	-	-	-	-	-	-	-	-	-	-	-	-	-	-	-
2005	-	-	-	-	-	-	-	-	-	-	-	-	-	-	-	-	-
2006	-	-	-	-	-	-	-	-	-	-	-	-	-	-	-	-	-
2007	-	-	-	-	-	-	-	-	-	-	-	-	-	-	-	-	-
2008	-	-	-	-	-	-	-	-	-	-	-	-	-	-	-	-	-
2009	-	-	-	-	-	-	-	-	-	-	-	-	-	-	-	-	-
2010	-	-	-	-	-	-	-	-	-	-	-	-	-	-	-	-	-
2011	-	-	RV	-	-	-	-	-	-	-	-	-	-	-	-	-	-
2012	-	-	-	RV	RV	-	-	-	-	-	-	-	-	-	-	RV	RV
2013	-	-	-	-	-	-	-	-	-	-	RV	RV	RV	25	RV	RV	RV
2014	RV	-	-	-	-	RV	RV	-	-	-	-	-	-	-	-	-	-
2015	-	-	-	-	-	-	-	-	-	-	-	-	-	-	-	-	-
2016	-	-	-	-	-	-	-	-	-	-	-	-	-	-	-	-	-
2017	-	-	-	RV	RV	RV	24	23	25	24	24	24	24	RV	RV	RV	RV
2018	RV	RV	RV	RV	RV	RV	RV	23	20	19	16	16	16	18	15	16	16
2019	14	12	12	14	14	14	15	13	14	18	19	18	20	19	20	RV	RV
2020	24	24	23	22	20	20	19	-	-	-	-	-	-	-	-	-	19
2021	18	20	21	20	19	17	15	13	10	10	8	10	8	6	5	11	11
2022	8	10	10	11	12	12	10	10	10	7	7	7	5	4	4	9	9
2023	7	4	7	6	6	9	12	10	8	10	11	12	12	12	13	17	17
2024	16	15	15	15	18	20	18	20	19	17	16	15	15	16	16	18	18
2025	14	-	-	-	-	-	-	-	-	-	-	-	-	-	-	-	-



2025 SEC WEEKLY HONORS

WEEK ONE

Player:
Pitcher:
Freshman:

WEEK TWO

Player:
Pitcher:
Freshman:

WEEK THREE

Player:
Pitcher:
Freshman:

WEEK FOUR

Player:
Pitcher:
Freshman:

WEEK FIVE

Player:
Pitcher:
Freshman:

WEEK SIX

Player:
Pitcher:
Freshman:

WEEK SEVEN

Player:
Pitcher:
Freshman:

WEEK EIGHT

Player:
Pitcher:
Freshman:

WEEK NINE

Player:
Pitcher:
Freshman:

WEEK TEN

Player:
Pitcher:
Freshman:

WEEK ELEVEN

Player:
Pitcher:
Freshman:

WEEK TWELVE

Player:
Pitcher:
Freshman:

2024 SEC STANDINGS

Team	SEC	Overall	Streak
Tennessee	19-5 .792	51-10 .836	L1
Georgia	16-7 .696	42-15 .737	L2
Auburn	15-9 .625	43-19 .694	L1
Alabama	14-10 .583	45-22 .692	L2
Arkansas	14-10 .583	40-19 .678	L1
LSU	13-11 .542	42-17 .712	L2
Texas A&M	12-12 .500	35-21 .625	L1
Florida	11-13 .458	38-22 .633	L1
Kentucky	10-14 .417	31-22-1 .583	L2
S. Carolina	9-15 .375	40-22 .645	L1
Ole Miss	8-16 .333	32-28 .533	L1
Mississippi St.	7-16 .304	28-25 .528	L2
Missouri	7-16 .292	35-26 .574	L2

SEC PRESEASON COACHES' POLL

(First-Place Votes in Parentheses)

Place	School	Points
1.	Texas (7)	186
2.	Florida (6)	181
3.	Oklahoma (2)	170
4.	Tennessee	158
5.	Texas A&M	153
6.	LSU	115
7.	Arkansas	104
8.	Georgia	103
9.	Missouri	100
10.	Alabama	97
11.	Kentucky	55
12.	Mississippi State	54
13.	Auburn	37
14.	Ole Miss	34
15.	South Carolina	28

Coaches were not allowed to vote for their own team.

2025 AWARDS AND HONORS

Bri Ellis 1B

>> D1 Softball D100 Players (37)
>> Softball America Top Preseason Top 100 (42)
>> USA Softball Player of the Year Watch List
>> Preseason All-SEC

Kailey Wyckoff UTL

>> D1 Softball D100 Players (43)
>> Softball America Top Preseason Top 100 (61)
>> D1 Softball Preseason Second-Team All-America
>> USA Softball Player of the Year Watch List
>> Preseason All-SEC

Reagan Johnson OF

>> D1 Softball D100 Players (61)
>> Softball America Top Preseason Top 100 (73)

Kennedy Miller C

>> D1 Softball D100 Players (62)

Payton Burnham P/UTL

>> D1 Softball D100 Freshman
>> Softball America Freshman Watch List

Cam Harrison P/UTL

>> D1 Softball D100 Freshman
>> Softball America Freshman Watch List

Ella McDowell INF

>> D1 Softball D100 Freshman
>> Softball America Freshman Watch List

Ramsey Walker OF

>> D1 Softball D100 Freshman
>> Softball America Freshman Watch List



COURTNEY DEIFEL

HEAD COACH

Career: 342-192 (10 Seasons)

Arkansas: 315-165 (9 Seasons)

Courtney Deifel became the fourth head coach in program history when she was hired on June 11, 2015, and recently completed her ninth season at Arkansas in 2024. In her nine seasons in Fayetteville, she has orchestrated the Razorbacks' return to postseason play and guided the program to two SEC regular season championships, one SEC Tournament crown and seven NCAA Tournament appearances, which includes seven consecutive berths from 2017-24. The Hogs have qualified for the national tournament every year it has been held since 2017. Deifel led the program to its first NCAA Tournament Super Regional appearances in 2018, 2021 and 2022. Since her first season in 2016, the Razorbacks have been ranked 99 times in the NFCA Coaches' Poll after previously being ranked only once in program history. 13 of the program's 14 NFCA All-American awards and 78 Easton/NFCA All-America Scholar-Athlete accolades have been accumulated under Deifel since 2016. Deifel - the program's all-time wins leader - enters the 2025 season with 315 career wins at Arkansas. Deifel has logged four 40-win seasons while at Arkansas, including three consecutive 40-win seasons from 2021-23. Prior to her arrival in Fayetteville, Arkansas recorded only two 40-win seasons across 19 years. Heading into her 10th season at helm in 2025, Arkansas has won two of the last three SEC regular season crowns.

In 2024, Deifel led the Razorbacks to a 37-18 mark (14-10 SEC), and a No. 12 national seed in the NCAA tournament, the fifth in program history, all of which have come under Deifel's watch. The NCAA tournament appearance was a program record seventh-straight, dating back to the 2017 season. Deifel won her 300th career game with a 5-1 win at Auburn on March 16, 2024, completing a doubleheader sweep over the Tigers. Under Deifel's guidance, first baseman Bri Ellis (Second Team) and right-handed pitcher Morgan Leinstock (Third Team) earned NFCA All-America honors. Leinstock posted a 2.14 ERA and a 13-6 record while striking out 137 batters in 140.2 innings pitched. Deifel's and the Razorbacks' success in the transfer portal continued into 2024 as Ellis led the team with 14 home runs, 47 RBI, 97 total bases and a .651 slugging percentage while posting a .322 batting average with 48 hits after transferring from Auburn. Freshman Kennedy Miller earned Freshman All-America honors from DI Softball and was a Finalist for the TUCCI/NFCA Freshman of the Year award after breaking onto the scene by hitting .331 with eight home runs and 36 RBI. Behind the plate, Miller posted a .997 fielding percentage while throwing out five would-be base stealers. Ellis and Leinstock received All-SEC selections along with center fielder Reagan Johnson and second baseman Cylie Halvorson. Additionally Ellis and third baseman Hannah Gammill were named to the SEC All-Defensive Team.

In the 2023 campaign, Deifel led Arkansas to another highly successful season and the program's sixth consecutive NCAA appearance - the longest streak in program history. Finishing 40-19 (14-10 SEC), Arkansas claimed its third straight 40-win season and a top-four SEC finish. Earning the No. 11 national seed in the NCAA Tournament, all four of the program's national seeds have been accumulated under Deifel. In Arkansas' 7-6 win vs. No. 22 Louisiana on Feb. 18, Deifel became the

program's all-time wins leader after surpassing Carrie Dever-Boaz's (1997-2004) 244 wins at helm. Under Deifel's leadership, two Razorbacks received NFCA All-America recognition in 2023 - Rylin Hedgecock (NFCA First-Team All-America) and Chenise Delce (NFCA Second-Team All-America). Delce became the program's first two-time NFCA All-American pitcher after collecting the honor in 2022. Six Hogs claimed NFCA All-Region status - Chenise Delce, Cylie Halvorson, Reagan Johnson and Rylin Hedgecock were named to the All-South Region First Team, Raigan Kramer was tabbed to the second team and Lauren Camenzind was selected to the third team. Delce had another breakout season in the circle, posting a 21-11 record and 2.02 ERA with 193 strikeouts, 17 complete games, six solo shutouts and four saves while limiting opponents to a .200 batting average. The 2022 SEC Pitcher of the Year, Delce picked up where she left off in 2023. The Oklahoma City product charted the fourth-most strikeouts (193) and saves by an SEC pitcher this year. She also filed the third-most wins by a league pitcher. Illustrating why she's a force in the circle, 11 of her victories came against ranked competition. True freshman Reagan Johnson excelled at the plate and in center field, earning a spot on DI Softball's Freshman All-America team and being honored as a Top 10 Finalist for NFCA/TUCCI's National Freshman of the Year award. Johnson peppered the third-most hits (79) in single-season program history. She also boasted the sixth-highest batting average (.378) along with tying for the seventh-most stolen bases (18) and 10th-most runs scored (47) in single-season program history. Johnson also paced Arkansas with 24 multi-hit outings this season. The Karnes City, Texas, native ranked second in the SEC and eighth nationally in hits. Johnson also shined in center field and compiled a .968 fielding percentage with 86 putouts and four assists on 93 total chances.

In 2022, Deifel guided the Razorbacks to their most successful season in school history, collecting back-to-back SEC regular season titles, headlined by the program's first outright regular season crown, and the program's first SEC Tournament championship after blanking Missouri, 4-0, in Gainesville, Fla., on May 13. Arkansas concluded the season with the most single-season wins in program history and a 48-11 record, marking a program-record .814 win percentage. Arkansas finished SEC play with a 19-5 record, producing the second consecutive 19-win conference season for the Hogs. Against Missouri State on March 3, Deifel became just the second head coach in program history to reach 200 career wins. The Hogs made their 11th NCAA Tournament appearance, earning the program's highest overall seed (No. 4) and hosted their second straight Super Regional. The Razorbacks hosted the highest attended Regional and Super Regional in the NCAA in 2022. The Razorbacks tabbed an SEC-best 12 all-conference honors and a school-record five NFCA All-American nods to round out yet another enormous postseason awards haul. Arkansas became the first SEC program since 2006 to have four first team all-Americans. Danielle Gibson (first team) became the program's first two-time NFCA All-American while KB Sides (first team), Linnie Malkin (first team), Hannah Gammill (first team) and Chenise Delce (second team) earned their first All-American honors. For the first time in program history, all

DEIFEL YEAR-BY-YEAR

Year	School	Overall	Conf.	Postseason
2015	Maryland	27-27	9-14	--
2016	Arkansas	17-39	1-23	--
2017	Arkansas	31-24	7-17	NCAA Regional
2018	Arkansas	42-17	12-12	NCAA Super Regional
2019	Arkansas	38-20	12-12	NCAA Regional
2020	Arkansas	19-6	1-2	--
2021	Arkansas	43-11	19-5	NCAA Super Regional
2022	Arkansas	48-11	19-5	NCAA Super Regional
2023	Arkansas	40-19	14-10	NCAA Regional
2024	Arkansas	37-18	14-10	NCAA Regional
10 seasons		342-192	108-110	7 appearances
At Arkansas		315-165	99-96	7 appearances

eight NFCA All-Region nominees secured spots on All-South Region teams. Deifel was named SEC Coach of the Year for the second straight season while KB Sides became the program's its first-ever SEC Player of the Year honor and Chenise Delce earned the Hogs' second consecutive SEC Pitcher of the Year accolade after Mary Haff collected the award in 2021. Arkansas tabbed a league-best 12 all-conference honors and eight NFCA All-Region distinctions to round out an enormous postseason awards haul. The 2022 coaching staff was named the NFCA's South Region Staff of the Year for the second straight season.

Deifel, the SEC Coach of the Year, directed the most successful year in program history in 2021 by claiming the school's first SEC regular season title and hosting NCAA Tournament Super Regionals for the first time. The team finished 43-11 (19-5 SEC), producing a then-school record .796 win percentage. The Hogs earned a No. 6 national ranking, the highest in program history, and captured the No. 6 national seed in the NCAA Tournament. Arkansas began conference play winning 12 straight games, notching the fifth-best league-only start in SEC history. A 19-game winning streak in non-conference action also set a school record. The Razorbacks received many postseason superlatives as infielders Braxton Burnside and Danielle Gibson, and pitcher Mary Haff were named NFCA All-Americans. Haff also took home the school's first SEC Pitcher of the Year award. Offensively, the Razorbacks shattered the school's single-season home run record, mashing 95 long balls with Burnside setting the individual single-season program mark hitting 25. Deifel's 216 wins in Fayetteville rank second among all coaches in program history. The NFCA named the 2021 coaching staff the South Region's Staff of the Year.

Deifel guided the Razorbacks to a 19-6 (1-2 SEC) record in the COVID-19 shortened 2020 campaign. In the only league series of the season, the Razorbacks earned a 1-0 conference-opening victory, their first road win over Alabama since 2000. Arkansas remained in the national polls throughout the year and climbed from a pre-season No. 24 ranking to the No. 19 slot in the final release of the NFCA Coaches' Poll. Junior catcher Kayla Green was honored with SEC Player of the Week recognition for the first time in her career and freshman pitcher Jenna Bloom emerged as one of the rising stars in the league, leading all freshmen in the nation striking out 10.9 hitters per seven innings.



COURTNEY DEIFEL

HEAD COACH
7 NCAA Tournament Appearances
SEC Champions (2021, 2022)
SEC Tournament Champions (2022)

Deifel led the Razorbacks to their third consecutive post-season appearance in 2019, earning an at-large bid to the Stillwater Regional. The Hogs finished the season 38-20 and 12-12 in SEC play. It marks the first time since 1999-00 that the Razorbacks finished the season .500 or better in conference play in back-to-back seasons. The Razorbacks garnered their highest in-season ranking during weeks one and two, coming in at 12th and 11th in the NFCA and ESPN polls respectively.

Arkansas saw two players named to the All-SEC teams, pitcher Autumn Storms was named second team and outfielder Hannah McEwen garnered first-team recognition. McEwen's first-team selection was the first for Arkansas since 2012 and only the second in program history. In year four under Coach Deifel, the Razorbacks also earned two SEC Player of the Week awards, three SEC Pitcher of the Week awards, and one USA Softball Co-Player of the Week. A record five Razorbacks were named to the NFCA All-Region teams, with Storms garnering the first, first-team selection of her career. Storms went on to be named NFCA Second Team All-American as a pitcher, the first Razorback since 2010.

Year four with Coach Deifel and the Razorback staff saw growth in all aspects as the game, including a team .288 batting average, which ranks second-highest in program record book. In fact, four of the top seven team batting averages in program history come from the Deifel era.

In the 2018 campaign, Arkansas wrapped up the year with a 42-17 (12-12 SEC) record, the third most wins in program history; and the most victories since 2000. The team earned a national seed (13) in the NCAA Tournament for the first time in program history and went 3-0 defeating DePaul and Wichita State twice to earn the Fayetteville Regional Championship on its home field. The Hogs made their first ever NCAA Super Regional appearance but fell to eventual national semifinalist, Oklahoma, in Norman. Arkansas finished 17th in the final NCAA RPI report and the coaching staff earned 2018 NFCA Division I South Region Staff of the Year.

Just two seasons removed from a one-win conference tally, Deifel guided the Razorbacks to a 12-12 mark in SEC play. As the No. 7 seed at SEC Tournament, the program made its first semifinal appearance since 2001. The Razorbacks finished the season with a 27-2 record on their home field, establishing a new program record for home wins in a single season. Part of Arkansas' home triumphs included the program's first three-game sweep of a ranked team (No. 20 Mississippi State) and its first-ever series win over Alabama.

Deifel piloted the 2017 Razorbacks to a 31-24 record and the program's first NCAA Tournament appearance since 2013. The Razorbacks improved their win total by 17 games from the previous season, marking the largest increase in the country among Power 5 programs. Arkansas also tallied seven wins in SEC play, equaling the combined total from the previous three seasons. In recognition of the team's performance, Deifel was named the 2017 DISOftballNews Coach of the Year.

From year one to two under Deifel, Arkansas' pitching staff

lowered its combined ERA by more than four runs (6.98 to 2.82) and added more than 20 points to its batting average (.260 to .284). The Razorbacks also led the SEC and tied for 17th in the NCAA with 59 home runs. During the year, Arkansas earned its first national ranking since 2013 when it was slotted at No. 24 in the March 7 release ESPN/USA Softball poll.

Individually, Deifel saw two Razorbacks earn NFCA All-South Region accolades with Nicole Schroeder and Autumn Storms earning second-team and third-team honors, respectively. Storms was also named to the SEC All-Freshman Team while A.J. Belans was voted to the All-SEC Second Team. Schroeder went on to be drafted by the Akron Racers as the program's second NPF selection.

Deifel's first win over a ranked team at Arkansas came during the 2016 season when the Razorbacks knocked off No. 23 Nebraska, 11-10, during the Easton Tournament in Fullerton, Calif.; the team added five ranked wins in 2017. The 2016 campaign also saw newcomer Ashley Diaz make an immediate impact as a member of the NFCA All-South Region Second Team and garnered NFCA National Freshman of the Year Top 25 Watch List recognition.

During her playing and coaching careers prior to coming to Arkansas, Deifel advanced to 11 NCAA Tournaments including a four-year run to the Women's College World Series (WCWS) as an All-American catcher at California that was highlighted by winning the 2002 national title. The Bears also finished second (2003), fifth (2001) and seventh (2000) at the WCWS over her four-year run. Her postseason successes also featured a pair of Super Regionals as a graduate assistant at Oklahoma and five NCAA Regionals as an assistant at Maryland and Louisville.

As a first-year head coach, Deifel ushered in a culture of change for Maryland in 2015. Along with the program's 16-game improvement from the previous season, the Terrapins' offense show tremendous growth. Maryland finished 27th in the NCAA with 6.28 runs per game behind 339 runs scored, up more than 150 runs from 2014. Deifel also led her team to a .309 batting average, a 40-point jump from 2014 which also ranked 57th in the NCAA.

Individually, Deifel guided three players to all-conference accolades and a pair of NFCA all-region honors. Lindsey Schmeister was an All-Big Ten first team performer while Shannon Bustillos and Erin Pronobis landed on the All-Big Ten second team. Pronobis and Corey Schwartz were also named to the NFCA All-Midwest Region Third Team. Under Deifel's watch, the trio helped Maryland to single-season school records in doubles, home runs, RBI and walks.

Prior to taking the head job at Maryland, Deifel spent four seasons as an assistant coach at Louisville in which she helped the Cardinals to four NCAA appearances, the 2014 American Athletic Conference Tournament title and an overall record of 176-60 (.746). Louisville averaged 44 wins in that time with a program-record 55 wins in 2012. Her student-athletes at Lou-

isville racked up four NFCA All-America certificates and 29 all-conference selections.

She also spent two seasons as a graduate assistant at Oklahoma where she was a member of a staff that guided the 2008 Sooners to a 47-14 record and a Super Regional appearance.

As a player, Deifel was the starting catcher for California from 2000-03 and led the Golden Bears to four Women's College World Series appearances including a national championship run in 2002 and national runner-up showing in 2003. She appeared in 285 games missing just three behind the plate over her four seasons. As a four-year starter behind the plate, she was a 2003 All-American, two-time All-Pac 10 selection and caught seven no-hitters. She is still the program's career leader with 1,969 putouts.

Aside from her accomplishments in collegiate softball, Deifel had a successful professional career following her days at Cal. In 2004, she helped the NY/NJ Juggernaut to the National Professional Fastpitch (NPF) league title. Deifel also spent three years with LeoPalace21 in Japan that resulted in a runner-up showing and a pair of third-place finishes.

She graduated from California in 2003 with a bachelor of arts in American Business and Globalism and American Studies. Deifel earned her master's of arts in Human Relations from Oklahoma in 2008.

Deifel's sister, Amanda Scott, is currently the head softball coach at Missouri-St. Louis and won a Women's College World Series title at Fresno State in 1998.

Deifel and her husband Joe are the parents of two sons, Trip and Walt. The family resides in Fayetteville.

ALL-TIME SERIES UNDER DEIFEL *ARKANSAS ONLY

Opponent	Series	H	A	N
Alabama	8-12	5-4	3-6	0-2
Arkansas-Pine Bluff	1-0	1-0		
Arizona	3-5	2-4	1-1	
Army	0-1			0-1
Auburn	12-6	6-3	6-3	
Baylor	2-1	0-1		2-0
Binghamton	1-0			1-0
Boston U	4-0	4-0		
Bradley	1-1			1-1
BYU	0-1			0-1
Buffalo	1-0	1-0		
Cal State Fullerton	0-1		0-1	
CSUN	1-0			1-0
Campbell	2-0			2-0
Central Arkansas	5-2	2-1	3-1	
Central Connecticut	2-0	2-0		
Central Michigan	1-0			1-0
Dartmouth	2-0	2-0		
Delaware	1-0			1-0
DePaul	1-0	1-0		
Drake	6-2	6-2		
Duke	0-1			0-1
Florida	6-10	2-4	3-6	1-0
Florida State	0-2	0-1		0-1
Florida A&M	2-0			2-0
FAU	2-1	1-0	1-1	
FGCU	1-0		1-0	
Fordham	1-0			1-0
Furman	4-0	3-0		1-0
George Washington	1-0			1-0
Georgia	8-9	2-4	5-4	1-1
Grand Canyon	1-1			1-1
Harvard	1-0	1-0		
Illinois	1-1	1-1		
Illinois State	2-0	2-0		
Indiana	1-0			1-0
IUPUI	3-0	3-0		
Iowa State	3-0	3-0		
Jackson State	1-0		1-0	
Kansas	4-0	3-0	1-0	
Kansas City	5-1	4-1	1-0	
Kennesaw State	2-0	2-0		
Kent State	2-0	2-0		
Kentucky	7-9	4-5	2-4	1-0
Lamar	2-0	2-0		
Lehigh	1-0			1-0
Liberty	1-1	0-1	1-0	
Lipscomb	1-0			1-0
Long Beach State	2-0			2-0
Longwood	1-0	1-0		
Louisville	2-1	2-1		
Louisiana	1-0			1-0
Loyola Marymount	2-0			2-0
LSU	8-10	4-5	4-5	
Manhattan	2-0	1-0		1-0
Marist	3-0	2-0		1-0
Marshall	1-0			1-0
Maryland	1-0			1-0
McNeese	3-2		3-1	0-1
Memphis	2-0			2-0
Michigan State	1-0			1-0
Mississippi State	11-3	7-2	4-2	
Missouri	9-8	5-4	3-3	1-1
Missouri State	5-1	4-1	1-0	
Montana	0-1	0-1		
Nebraska	4-0	1-0		3-0
Nevada	1-0	1-0		
New Mexico	2-0			2-0
New Mexico State	1-0		1-0	
North Carolina	0-1			0-1
North Dakota State	4-1	2-0		2-1
North Texas	4-0	2-0	2-0	
North Carolina	0-3			0-3
Northern Colorado	5-1	4-0		1-1
Northern Iowa	3-1	3-1		
Northwestern State	3-0	3-0		
Notre Dame	2-1	1-0	1-1	
Ohio	1-0			1-0
Oregon	2-2	2-2		
Oklahoma	0-5	0-1	0-4	
Oklahoma State	1-3	0-2	1-0	0-1
Ole Miss	10-6	6-0	3-6	1-0
Omaha	6-0	4-0		2-0
Penn State	1-0			1-0
Princeton	1-0	1-0		
Rutgers	2-0			2-0
Sacramento State	1-0			1-0
Samford	1-0			1-0

ALL-TIME SERIES UNDER DEIFEL *ARKANSAS ONLY

Opponent	Series	H	A	N
San Diego	1-0			1-0
SIUE	2-0	2-0		
South Alabama	1-1	1-1		
South Carolina	12-7	3-3	6-3	0-1
South Dakota State	3-1	3-1		
Southeast Missouri	10-1	8-1	2-0	
Southern Utah	1-0			1-0
Saint Francis (Pa.)	2-0	2-0		
Saint Louis	3-0	3-0		
Stanford	1-0	1-0		
Tennessee	8-9	4-2	4-6	0-1
Texas	1-4		0-2	1-2
Texas A&M	5-10	2-4	3-6	
Texas A&M-CC	2-0	2-0		
Texas A&M-Commerce	2-0	1-0	1-0	
Texas Tech	2-0	2-0		
Tulsa	2-5	1-2	1-1	0-2
UAB	3-0	3-0		
UTConn	1-0			1-0
UIC	1-0			1-0
ULM	1-0	1-0		
UMass Lowell	2-0			2-0
UNLV	1-1		1-0	0-1
Utah	1-0			1-0
UT Arlington	7-1	4-0	3-1	
UTEP	1-0			1-0
Villanova	3-1	2-1		1-0
Washington	0-3			0-3
Weber State	3-0			3-0
Western Illinois	1-0	1-0		
Western Kentucky	2-0		2-0	
Wichita State	6-3	6-1	0-2	
Wright State	2-0	2-0		

TOP 25 WINS UNDER DEIFEL

Date	Opponent	Result	Score	Site
3/19/16	vs. #23 Nebraska	W	11-10	N
3/17/17	#14 Tennessee	W	4-3	H
3/18/17	#14 Tennessee	W	2-1	H
4/8/17	at #24 Missouri	W	6-5	A
4/9/17	at #24 Missouri	W	4-2	A
4/16/17	#5 Texas A&M	W	4-3	H
2/17/18	vs. #21 Utah	W	4-2	N
3/30/18	#20 Mississippi State	W	3-2	H
3/31/18	#20 Mississippi State	W	6-0	H
4/1/18	#20 Mississippi State	W	8-2	H
4/8/18	at #12 South Carolina	W	4-0	A
4/14/18	#15 Alabama	W	3-0	H
4/15/18	#15 Alabama	W	6-3	H
4/21/18	at #11 Auburn	W	4-2	A
5/9/18	vs. #19 Kentucky	W	3-1	N
5/10/18	vs. #8 Georgia	W	8-3	N
3/15/19	#16 South Carolina	W	3-2	H
3/16/19	#16 South Carolina	W	7-4	H
3/23/19	at #5 Tennessee	W	1-0	A
3/29/19	#18 Kentucky	W	1-0	H
3/31/19	#18 Kentucky	W	3-2	H
4/18/19	#9 LSU	W	8-5	H
4/19/19	#9 LSU	W	11-1 (5)	H
5/3/19	#23 Auburn	W	1-0	H
5/4/19	#23 Auburn	W	7-1	H
5/5/19	#23 Auburn	W	5-2	H
3/6/20	at #9 Alabama	W	1-0	A
2/21/21	vs. #21 Baylor	W	7-2	N
3/12/21	at #20 South Carolina	W	4-1	A
3/13/21	at #20 South Carolina	W	7-5 (10)	A
3/14/21	at #20 South Carolina	W	3-2	A
4/10/21	#4 Alabama	W	4-0	H
4/16/21	at #20 Georgia	W	10-3	A
4/17/21	at #20 Georgia	W	5-2	A
4/18/21	at #20 Georgia	W	5-2	A
5/1/21	at #16 LSU	W	1-0	A
5/3/21	at #16 LSU	W	4-1	A
3/18/22	at #10 Tennessee	W	4-3	A
3/19/22	at #10 Tennessee	W	9-6	A
4/8/22	#21 Auburn	W	7-4	H
4/9/22	#21 Auburn	W	4-3	H
4/10/22	#21 Auburn	W	17-4 (5)	H
4/15/22	#15 Kentucky	W	2-1	H
4/17/22	#15 Kentucky	W	8-0 (6)	H
4/22/22	at #14 Florida	W	9-1 (6)	A
4/23/22	at #14 Florida	W	5-4	A
4/24/22	at #14 Florida	W	2-0	A
5/13/22	at #14 Florida	W	4-1	A
5/14/22	vs. #16 Missouri	W	4-0	N
5/21/22	#24 Oregon	W	6-2	H
5/22/22	#24 Oregon	W	9-3	H
5/26/22	#18 Texas	W	7-1	H
2/18/23	vs. #22 Louisiana	W	7-6	N
2/23/23	#19 Arizona	W	3-2	H
2/24/23	#19 Arizona	W	2-1	H
3/19/23	at #13 Alabama	W	5-3	A
3/20/23	at #13 Alabama	W	2-1 (10)	A
3/24/23	#10 Florida	W	6-2	H
3/26/23	#10 Florida	W	14-1 (5)	H
4/8/23	#10 Georgia	W	4-3	H
4/22/23	at #20 Kentucky	W	8-1	A
4/22/23	at #20 Kentucky	W	14-6 (5)	A
4/30/23	#3 Tennessee	W	6-4	H
5/1/23	#3 Tennessee	W	2-0	H
3/23/24	#20 Mississippi State	W	3-0	H
3/30/24	at #3 Georgia	W	3-2	A
4/1/24	at #3 Georgia	W	8-2	A
4/5/24	#11 Missouri	W	5-2	H
4/7/24	#11 Missouri	W	4-1	H
4/12/24	at #25 South Carolina	W	4-3	A
4/14/24	at #25 South Carolina	W	3-0	A
4/19/24	#15 Alabama	W	1-0 (9)	H
4/21/24	#15 Alabama	W	8-0 (5)	H
4/26/24	at #7 LSU	W	2-1	A
4/27/24	at #7 LSU	W	4-1	A

MISC. HITTING RECORDS

4+ Hit Games

No.	Player	Opponent	Date
5	Danielle Gibson	Furman	4/13/19
5	Macy Burr	Texas Southern	2/25/11
5	Whitney Cloer	Kentucky	3/31/07
4	Reagan Johnson	Ohio	2/9/24
4	Reagan Johnson	Kentucky	4/22/23
4	Reagan Johnson	Iowa St.	3/2/23
4	KB Sides	Lehigh	3/11/22
4	Danielle Gibson	Alabama	3/6/20
4	Braxton Burnside	Furman	2/15/20
4	Sydney Parr	Nebraska	2/9/20
4	Hannah McEwen	LSU	4/19/19
4	Hannah McEwen	Nevada	3/1/19
4	Danielle Gibson	SIUE	3/23/19
4	Katie Warrick	Iowa St.	3/16/18
4	Stephanie Canfield	Florida A&M	2/24/17
4	Autumn Buczek	Central Mich.	2/21/16
4	Devon Wallace	Southeast Mo. St.	3/1/15
4	Stephanie Canfield	Virginia	2/21/15
4	Kasey Fagan	Butler	2/13/14
4	Sierra Bronkey	Saint Louis	2/24/13
4	Stephanie Canfield	Murray St.	2/23/13
4	Devon Wallace	Alabama	4/27/12
4	Katie Harrison	Belmont	2/10/12
4	Kayla Johnson	Mississippi St.	3/18/09
4	Jessica Bachkora	UAB	2/8/08
4	Miranda Dixon	ULM	3/4/07
4	Lauren Hendrix	vs. Houston	2/9/01
4	Dana Gulick	at Kentucky	4/24/98

Multi-HR Games

No.	Player	Opponent	Date
2	Nicole Schroeder	Louisville	2/14/15
2	Parker Pockington	Butler	2/13/14
2	Clarisa Navarro	UMKC	3/27/13
2	Devon Wallace	Alabama	4/28/12
2	Jennifer Rambo	Kentucky	4/11/12
2	Devon Wallace	Kentucky	4/11/12
2	Becca Carden	Ole Miss	3/23/12
2	Lane McGuirt	Tennessee	4/14/10
2	Sandra Smith	Kentucky	3/21/10
2	Jessica Bachkora	SIUE	3/14/10
2	Jessica Bachkora	Missouri St.	2/20/10
2	Sandra Smith	Sam Houston St.	2/19/10
2	Whitney Cloer	Oklahoma	5/16/09
2	Miranda Dixon	Oklahoma	4/8/09
2	Sandra Smith	Auburn	4/5/09
2	Whitney Cloer	Kentucky	3/21/09
2	Dayna Huckabee	Kentucky	4/13/07
2	Whitney Cloer	Nebraska	3/18/07
2	Miranda Dixon	ULM	3/4/07
2	Cortney Mitchell	at Coastal Carolina	3/11/02

Home Run Cycles

Name: Danielle Gibson (solo, two-run home run, three-run home run, grand slam)
 Opponent: SIU-Edwardsville
 Date: 2/23/19
 Result: W, 15-3 (4)

Multi-HR Games

No.	Player	Opponent	Date
4	Danielle Gibson	SIUE	2/28/22
3	Rylin Hedgecock	Kentucky	3/3/23
2	Hannah Gammill	Georgia	4/1/24
2	Kennedy Miller	Auburn	3/16/24
2	Cylie Halvorson	UT-Arlington	2/23/24
2	Bri Ellis	Long Beach St.	2/16/24
2	Kennedy Miller	FAU	2/8/24
2	Kacie Hoffman	Mississippi St.	3/31/23
2	Rylin Hedgecock	Florida	3/26/23
2	Hannah Gammill	Florida	3/24/23
2	Rylin Hedgecock	A&M-Corpus Christi	3/3/23
2	Taylor Ellsworth	South Carolina	5/1/22
2	Linnie Malkin	South Carolina	4/30/22
2	KB Sides	Kentucky	4/17/22
2	Linnie Malkin	Southeast Mo. St.	4/12/22
2	Taylor Ellsworth	Auburn	4/10/22
2	Linnie Malkin	Auburn	4/8/22
2	Danielle Gibson	Ole Miss	4/3/22
2	Danielle Gibson	Western Ky.	3/21/22
2	Danielle Gibson	Tennessee	3/19/22
2	Taylor Ellsworth	Lehigh	3/11/22
2	Hannah Gammill	Maryland	3/11/22
2	Linnie Malkin	Central Ark.	4/21/21
2	Kayla Green	Alabama	4/10/21
2	Kayla Green	Missouri St.	4/6/21
2	Braxton Burnside	South Carolina	3/13/21
2	Danielle Gibson	Northwestern St.	3/6/21
2	Danielle Gibson	Northwestern St.	3/5/21
2	Braxton Burnside	Texas Tech	2/28/21
2	Braxton Burnside	Southeast Mo. St.	2/26/21
2	Linnie Malkin	McNeese	2/20/21
2	Braxton Burnside	Oklahoma St.	2/11/21
2	Ashley Diaz	UT Arlington	3/26/19
2	Hannah McEwen	Saint Louis	4/10/18
2	Katie Warrick	Iowa St.	3/16/18
2	Braxton Burnside	Grand Canyon	2/17/17
2	A.J. Belans	Missouri	4/9/17
2	Nicole Schroeder	Oklahoma St.	3/1/17
2	Tori Cooper	San Diego	2/19/17
2	Nicole Schroeder	Loyola Marymount	2/17/17
2	Nicole Schroeder	UMass Lowell	2/11/17



MISC. PITCHING RECORDS

No.	Pitcher	Opponent	Date	Total by Pitcher	No.	Name	Years
16	Mary Haff	Furman	4/13/19	16	Mary Haff	2018-22	
16	Heather Schlichtman	Marshall	4/9/04	14	Katy Henry	2005-08	
15	Heather Schlichtman	vs Wichita State	3/3/01	8	Robyn Herron	2024-Present	
15	Heather Schlichtman	vs Auburn	3/13/04	8	Heather Schlichtman	2001-04	
15	Katy Henry	ULM	2/25/05	8	Chenise Delce	2022-2023	
15	Katy Henry	vs UTSA	2/16/07	7	Kimmy Beasley	2012-14	
15	Kimmy Beasley	Auburn	5/3/13	5	Miranda Dixon	2007-10	
15	Mary Haff	at Tennessee	3/23/19	5	Hope McLemore	2010-13	
14	Mary Haff	Maryland	3/11/22	4	Rachel Talley	1999-02	
14	Heather Schlichtman	vs Appalachian State	2/7/04	3	Autumn Storms	2017-21	
14	Heather Schlichtman	Mississippi Valley State	2/29/04	2	Chelsea Cohen	2010-13	
14	Heather Schlichtman	at Kentucky	4/24/04	1	Jenna Bloom	2020-22	
14	Katy Henry	Kansas City	2/23/07	1	Kim Jones	2008-11	
14	Robyn Herron	Drake	2/24/23	1	Tammy Kincaid	1997-2000	
13	Rachel Talley	vs Virginia Tech	2/18/01	1	Grace Moll	2014-17	
13	Heather Schlichtman	Oklahoma City	4/23/02	1	Morgan Leinstock	2024	
13	Katy Henry	Centenary	3/5/06				
13	Chelsea Cohen	Saint Louis	2/24/13				
13	Mary Haff	at Saint Louis	4/10/18				
13	Mary Haff	vs Lipscomb	2/10/19				
13	Autumn Storms	Southeast Missouri	2/21/19				
12	Tammy Kincaid	Alabama	3/21/99				
12	Rachel Talley	at Auburn	4/9/99				
12	Heather Schlichtman	at FIU	3/2/01				
12	Rachel Talley	vs FAU	3/3/01				
12	Rachel Talley	vs Utah	2/16/02				
12	Katy Henry	vs Virginia	2/9/07				
12	Katy Henry	Creighton	2/24/08				
12	Miranda Dixon	ULM	4/2/08				
12	Hope McLemore	Louisiana Tech	3/13/10				
12	Kim Jones	vs. Rhode Island	2/13/11				
12	Kimmy Beasley	LSU	4/6/13				
12	Kimmy Beasley	at Missouri	4/13/13				
12	Mary Haff	vs Fordham	2/19/18				
12	Mary Haff	Northern Colorado	3/2/18				
12	Mary Haff	Dartmouth	3/3/18				
12	Mary Haff	Omaha	2/28/19				
12	Mary Haff	Boston U	3/2/19				
12	Mary Haff	vs. UIC	2/15/20				
12	Robyn Herron	Indiana	2/18/23				
12	Chenise Delce	Arizona	2/23/23				
12	Robyn Herron	Iowa State	3/2/23				
12	Chenise Delce	UAB	4/14/23				
11	Katy Henry	Northwestern State	3/4/06				
11	Kimmy Beasley	LSU	4/7/13				
11	Kimmy Beasley	Kentucky	4/19/13				
11	Grace Moll	at Southeast Missouri	4/6/16				
11	Autumn Storms	Boston U	3/2/19				
11	Mary Haff	at Central Arkansas	3/9/21				
11	Mary Haff	at Tennessee	3/18/22				
11	Chenise Delce	North Texas	3/3/23				
11	Robyn Herron	Illinois State	2/24/24				
10	Katy Henry	at Ole Miss	3/21/06				
10	Katy Henry	at Florida	3/25/06				
10	Katy Henry	Kansas	4/5/06				
10	Miranda Dixon	at Texas A&M	2/16/07				
10	Katy Henry	Northern Iowa	3/3/07				
10	Katy Henry	at Kansas	4/3/07				
10	Miranda Dixon	at South Carolina	3/3/08				
10	Katy Henry	ULM	4/2/08				
10	Katy Henry	at Kentucky	4/12/08				
10	Miranda Dixon	vs Cleveland State	3/7/09				
10	Miranda Dixon	at Ole Miss	3/29/09				
10	Hope McLemore	vs Iowa	2/12/10				
10	Hope McLemore	Drake	3/6/10				
10	Hope McLemore	at Georgia	4/2/10				
10	Chelsea Cohen	ULM	2/22/13				
10	Kimmy Beasley	Jacksonville State	3/2/13				
10	Hope McLemore	Kentucky	4/20/13				
10	Kimmy Beasley	Butler	2/13/14				
10	Jenna Bloom	Kansas	3/10/20				
10	Mary Haff	North Dakota State	2/25/21				
10	Mary Haff	at South Carolina	3/12/21				
10	Autumn Storms	Alabama	4/10/21				
10	Chenise Delce	Louisville	2/28/22				
10	Chenise Delce	Missouri State	3/3/22				
10	Chenise Delce	Kennesaw State	3/5/22				
10	Chenise Delce	UCA	3/6/23				
10	Mary Haff	at Ole Miss	4/2/22				
10	Robyn Herron	Texas A&M Commerce	4/18/23				
10	Chenise Delce	Alabama	5/11/23				
10	Robyn Herron	vs. Penn State	2/10/24				
10	Robyn Herron	Northern Iowa	3/10/24				
10	Morgan Leinstock	at Auburn	3/16/24				

No-Hitters			
Pitchers	Opponent	Result	Date
Tammy Kincaid / Rachel Talley	CSUN	W, 1-0	2/20/00
Jennifer Bottoms	Ohio State	W, 2-0	3/4/00
Katy Henry	Centenary	W, 1-0	4/5/06
Kimmy Beasley	Savannah State	W, 10-0 (6)	3/19/13
Hope McLemore / Chelsea Cohen	Kentucky	W, 4-0	4/20/13
Grace Moll	Eastern Michigan	W, 13-0 (5)	2/21/14
Mary Haff	Northern Colorado	W, 9-0 (6)	3/2/18
Autumn Storms	Central Connecticut State	W, 7-0	3/3/18
Mary Haff	Texas Tech	W, 9-0 (5)	2/26/21
Mary Haff	Maryland	W, 6-0 (7)	3/11/22
Robyn Herron	Illinois State	W, 7-0	2/24/24

Perfect Games			
Pitchers	Opponent	Result	Date
Mary Haff	Maryland	W, 6-0 (7)	3/11/22
Robyn Herron	Illinois State	W, 7-0	2/24/24



WHAT HAPPENS WHEN

**Arkansas Softball 2024 Statistics
Games Summary for Arkansas (as of Jan 30, 2025)
(All games)**

Score by innings	1	2	3	4	5	6	7	8	9	Total
Arkansas	76	40	41	47	26	26	13	1	1	271
Opponents	24	26	13	30	23	13	18	1	0	148

Record when ...

Overall	37-18	After 4 leading	29-2
Conference	14-10 trailing	1-13
Non-Conference	23-8 tied	7-3
Home games	19-11	After 5 leading	27-1
Away games	12-5 trailing	0-14
Neutral site	6-2 tied	4-1
Day games	27-13	After 6 leading	25-1
Night games	10-5 trailing	0-14
vs Left starter	5-2 tied	3-1
vs Right starter	32-16	Hit 0 home runs	9-10
1-Run games	9-8	... 1 home run	15-6
2-Run games	0-2	... 2+ home runs	13-2
5+Run games	18-5	Opponent 0 home runs	27-13
Extra innings	2-1 1 home run	6-3
Shutouts	14-2 2+ HRs	4-2
Scoring 0-2 runs	2-13	Made 0 errors	25-7
..... 3-5 runs	13-4 1 error	6-8
..... 6-9 runs	17-1	... 2+ errors	6-3
..... 10+ runs	5-0	Opp. made 0 errors	16-12
Opponent 0-2 runs	28-5 1 error	16-5
..... 3-5 runs	9-6 2+ errors	5-1
..... 6-9 runs	0-5	Out-hit opponent	29-2
..... 10+ runs	0-2	Out-hit by opponent	6-14
Scored in 1st inning	20-5	Hits are tied	2-2
Opp. scored in 1st	6-8		
Scores first	28-5		
Opp. scores first	9-13		

Record when team scores:

Runs	0	1	2	3	4	5	6	7	8	9	10+
W-L	0-2	1-7	1-4	5-4	4-0	4-0	4-0	5-1	5-0	3-0	5-0

Record when opponent scores:

Runs	0	1	2	3	4	5	6	7	8	9	10+
W-L	14-0	5-1	9-4	4-4	3-1	2-1	0-2	0-2	0-1	0-0	0-2

Record when leading after:

Inn.	1	2	3	4	5	6
W-L	19-4	24-2	28-1	29-2	27-1	25-1

Record when trailing after:

Inn.	1	2	3	4	5	6
W-L	4-7	4-9	3-12	1-13	0-14	0-14

Record when tied after:

Inn.	1	2	3	4	5	6
W-L	14-7	9-7	6-5	7-3	4-1	3-1

Current losing streak: 2
 Longest winning streak: 6
 Longest losing streak: 2

Home attendance : 94636 (30 dates avg = 3154)
 Away attendance : 28948 (23 dates avg = 1258)
 Total attendance: 123584 (53 dates avg = 2331)

THE LAST TIME

ARKANSAS - TEAM

Defeated a ranked opponent.....	def. #7 LSU, 4-1 (April 27, 2024)
Defeated a Top 10 ranked opponent.....	def. #7 LSU, 4-1, in Baton Rouge (April 27, 2024)
Highest ranked team defeated.....	def. #1 Cal, 3-2 (May 19, 2012)
Won 10 or more consecutive games.....	10 (Feb. 23-March 5, 2023)
Longest conference win streak.....	12 (March 12, 2021-April 3, 2022)
Won 5 or more consecutive conference home games.....	7 (March 20-April 22, 2023)
Won 5 or more consecutive road games.....	7 (March 20-April 22, 2023)
Won in Extra Innings.....	1-0 (9) vs. #15 Alabama (April 19, 2024)
Lost in Extra Innings.....	3-2 (8) vs. Penn State (Feb. 10, 2024)
Played at least 10 Innings.....	(10) W, 2-1 vs. Alabama (March 20, 2023)
Played at least 11 Innings.....	(11) W, 4-3 vs. Drake (Feb. 24, 2023)
Played at least 12 Innings.....	(14) W, 6-4 at McNeese (Feb. 20, 2021)
Played at least 13 Innings.....	(14) W, 6-4 at McNeese (Feb. 20, 2021)
Played 14 or more Innings.....	(14) W, 6-4 at McNeese (Feb. 20, 2021)
Lost 5 or more consecutive games.....	5 (May 6-20, 2017)
Lost 5 or more consecutive conference games.....	6 (Mar. 24-April 2, 2017)
Scored 10 or more runs in a game.....	10 vs. South Alabama (April 2, 2024)
Scored 10 or more runs in three straight games.....	Rebel Kickoff (Feb. 10-12, 2023)
Scored 10 or more runs in four straight games.....	Rebel Kickoff (Feb. 10-12, 2023)
Scored 15 or more runs in a game.....	15 vs. Wichita State (Feb. 24, 2024)
Shut out back-to-back opponents.....	Illinois State, UT-Arlington (Feb. 22-23, 2024)
Shut out three straight opponents.....	Drake, Iowa State, TAMU-CC (Feb. 26-May 2-3, 2023)
Was shutout (extra-inning game).....	2-0 (10) vs. Liberty (March 16, 2021)
Was Shutout (7-inning game).....	6-0 vs. Ole Miss (May 3, 2024)
Was Shutout (6-inning game).....	8-0 (6) vs. Washington (Feb. 11, 2022)
Was Shutout (5-inning game).....	8-0 at #8 Florida (April 6, 2019)
Was Shutout In Fayetteville.....	6-0 vs. Ole Miss (May 3, 2024)
Was No-Hit.....	at #1 Florida (May 16, 2016)
Was No-Hit by SEC Opponent.....	at #1 Florida (May 16, 2016)
Was No-Hit in Fayetteville.....	vs #9 Georgia (May 3, 2009)
Swept a three-game conference series.....	vs. Mississippi State (March 31-April 2, 2023)
Swept four or more conference series.....	#20 S. Car., Ole Miss, Miss. State, #25 Auburn, #20 UGA (2021)
Swept a three-game home conference series.....	vs. South Carolina (April 29-May 1)
Swept a three-game road conference series.....	at Mississippi State (March 31-April 2, 2023)
Swept a non-conference doubleheader.....	vs SEMO (April 12, 2022)
Run ruled an opponent.....	12-2 (5) vs. Ole Miss (May 3, 2024)
Most consecutive run-rule wins in a season.....	6, 104
Was run-ruled.....	L, 12-3 (5) vs. #11 Missouri (April 6, 2024)
Hit back-to-back home runs.....	Cylie Halvorson and Nia Carter vs. Missouri (April 7, 2024)
Hit five or more home runs in a game.....	7 vs. Lehigh (March 11, 2022)
Hit four or more home runs in a game.....	4 at Auburn (March 16, 2024)
Hit three or more home runs in a game.....	3 vs. #3 Georgia (April 1, 2024)
Homered in five or more consecutive games.....	8 (Feb. 24-March 3, 2024)
Had 10 hits in a game.....	11 vs. Mississippi State (March 24, 2024)
Had 15 or more hits in a game.....	15 vs. UMKC (March 4, 2020)
Had 10 or more hits in 2 consecutive games (2), vs. Wichita State, UT-Arlington (Feb. 24-25, 2024).....	
Had 10 or more hits in 3 consecutive games (6) vs. UMKC, MSU, KSU, Liberty, Lehigh, Maryland (March 4-11, 2022).....	
Had five or more doubles in a game.....	6 vs. Villanova (Feb. 29, 2020)
Had two or more triples in a game.....	2 vs. South Carolina (April 14, 2024)
Had 10 or more RBI in a game.....	11 vs. Ole Miss (May 3, 2024)
No-hit the opposition, 5 innings.....	vs. Illinois State (Feb. 24, 2024)
No-hit the opposition, 6 innings.....	vs. Illinois State (Feb. 24, 2024)
No-hit the opposition, 7 innings.....	vs. Illinois State (Feb. 24, 2024)
Recorded 10 or more walks.....	11 vs. #10 Oklahoma State (Feb. 11, 2021)
Left 10 or more runners on base.....	10 vs. Central Arkansas (April 30, 2024)
Allowed 10 or more hits.....	13 vs. Mississippi State (March 24, 2024)
Allowed 10 or more runs.....	12 vs. Missouri (April 6, 2024)
Allowed 10 or more earned runs.....	14 vs. Oregon (May 21, 2023)
Allowed 10 or more RBI.....	15 vs. Mississippi State (March 24, 2024)
Allowed five or more doubles.....	5 vs. LSU (April 29, 2016)
Allowed three or more home runs.....	4 vs. Mississippi State (March 24, 2024)

OPPONENT-TEAM

Scored 10 or more runs in a game.....	15 vs. Mississippi State (March 24, 2024)
Scored 15 or more runs in a game.....	15 vs. Mississippi State (March 24, 2024)
Had 10 or more hits in a game.....	11 vs. Georgia (March 31, 2024)
Had 15-19 hits in a game.....	15 vs. Georgia (May, 2017)
Shut out Arkansas (7-inning game).....	6-0 vs. Ole Miss (May 3, 2024)
Shut out Arkansas (5-inning game).....	L, 8-0 at #8 Florida (April 6, 2019)
Shut out Arkansas (extra-inning).....	L, 2-0 (10) vs. Liberty (March 16, 2021)
Shut out Arkansas in consecutive games.....	L, 3-0/8-0 at #8 Florida (April 6, 2019)
Shut out Arkansas in Fayetteville.....	6-0 vs. Ole Miss (May 3, 2024)
Conference opponent S/O Arkansas in Fayetteville.....	6-0 vs. Ole Miss (May 3, 2024)
Conference opponent S/O Arkansas on the road.....	1-0 vs. #7 LSU (April 28, 2024)
Won a non-conference series against Arkansas.....	
Won a conference series in Fayetteville.....	vs. Ole Miss (May 3-4, 2024)
Swept a three-game non-conference series against Arkansas.....	Texas (March 14-16, 2015)
Swept a three-game non-conference series in Fayetteville.....	Texas (March 14-16, 2015)
Swept a three game conference series in Fayetteville.....	vs Georgia (May 5-7, 2017)
Swept a three-game conference road series against Arkansas.....	at #8 Florida (April 5-7, 2019)

ARKANSAS-INDIVIDUAL

Hit a grand slam.....	Hannah Gammill vs. #3 Georgia (April 1, 2024)
Hit a walk-off grand slam.....	W, 6-4 Danielle Gibson vs. Drake (March 4, 2021)
Hit a walk-off home run.....	Kennedy Miller vs. Northern Iowa (March 10, 2024)
Hit two home runs in a game.....	2, Hannah Gammill vs. #3 Georgia (April 1, 2024)
Hit three home runs in a game.....	Rylin Hedgecock vs. Tennessee (April 22, 2023)
Hit four home runs in a game.....	Danielle Gibson vs. SIUE (Feb. 23, 2019)
Homered in consecutive games in a conf. series.....	Bri Ellis, Games 1 & 2, at Auburn (March 16, 2024)
Homered in three or more consecutive games.....	(3) Kristina Foreman at the Rebel Kickoff vs. Weber State (twice) and Southern Utah (Feb. 10-11, 2023)
Hit an inside the park home run.....	KB Sides vs. Illinois (Feb. 18, 2022)
Hit for the home run cycle.....	Danielle Gibson vs. SIUE (Feb. 23, 2019)
Had five hits in a game.....	5, Danielle Gibson at South Carolina (March 13, 2021)
Had four hits in a game.....	4, Reagan Johnson vs. Ohio (Feb. 9, 2024)
Had two doubles in a game.....	2, Cylie Halvorson, at Texas A&M-Commerce (March 18, 2024)
Had three doubles in a game.....	3, KB Sides vs. Florida (April 22, 2022)
Had four or more RBI in a game.....	5, Hannah Gammill vs. #3 Georgia (April 1, 2024)
Had six or more RBI in a game.....	7, Rylin Hedgecock vs. Kentucky (April 22, 2023)
Had 10 or more RBI in a game.....	(10) Danielle Gibson vs. SIUE (Feb. 23, 2019)
Walked three or more times in a game.....	(3) Raigan Kramer vs. Ohio (Feb. 9, 2024)
Stole three bases in a game.....	(3) Reagan Johnson vs. Drake (Feb. 24, 2023)
Pitched a complete game shutout.....	Robyn Herron, 6.0 IP, vs. Central Arkansas (April 30, 2024)
Had 10 or more strikeouts in a game.....	(10) Morgan Leinstock vs. Auburn (March 16, 2024)
Gave up 10 or more hits in a game.....	11, Hannah Camenzind vs. #3 Georgia (March 31, 2024)
Gave up three or more home runs in a game.....	(3) Chenise Delce vs. Florida State (Feb. 17, 2023)
Threw a perfect game.....	Robyn Herron vs. Illinois State (Feb. 24, 2024)
Threw a 7-inning no hitter.....	Robyn Herron vs. Illinois State (Feb. 24, 2024)
Threw a 5-inning no hitter.....	(5 Inn.) Mary Haff vs. Texas Tech (Feb. 27, 2021)

HOGS RECORD WHEN...

2025 BY GAME	Overall	SEC				
Home	0-0	0-0				
Away	0-0	0-0				
Neutral	0-0	0-0				
Day Games (< 5 pm.)	0-0	0-0				
Night Games (> 5 pm.)	0-0	0-0				
Ranked Opponents	0-0	0-0				
Unranked Opponents	0-0	0-0				
BY OPPOSING STARTER						
Left-handed	0-0	0-0				
Right-handed	0-0	0-0				
BY ARKANSAS STARTER						
More than 5 inn.	0-0	0-0				
Less than 5 inn.	0-0	0-0				
BY SCORING/MARGIN						
Scoring first	0-0	0-0				
Opp. scores first	0-0	0-0				
One-run games	0-0	0-0				
Two-run games	0-0	0-0				
Three+ run games	0-0	0-0				
Shutouts	0-0	0-0				
Extra innings	0-0	0-0				
0-2 runs	0-0	0-0				
3-5 runs	0-0	0-0				
6-9 runs	0-0	0-0				
10+ runs	0-0	0-0				
Out-hit opp.	0-0	0-0				
Out-hit by opp.	0-0	0-0				
Equal hits	0-0	0-0				
Hitting a HR	0-0	0-0				
Going homerless	0-0	0-0				
Allowing a HR	0-0	0-0				
Not allowing a HR	0-0	0-0				
Errorless	0-0	0-0				
Error committed	0-0	0-0				
2+ Errors	0-0	0-0				
Opponent Errorless	0-0	0-0				
Opponents 1+ Errors	0-0	0-0				
BY MONTH/DAY/GAME						
February	0-0	0-0				
March	0-0	0-0				
April	0-0	0-0				
May	0-0	0-0				
Monday	0-0	0-0				
Tuesday	0-0	0-0				
Wednesday	0-0	0-0				
Thursday	0-0	0-0				
Friday	0-0	0-0				
Saturday	0-0	0-0				
Sunday	0-0	0-0				
Game 1	0-0	0-0				
Game 2	0-0	0-0				
Game 3	0-0	0-0				
Game 4	0-0	0-0				
BY TIME ZONE						
Central	0-0	0-0				
Eastern	0-0	0-0				
Mountain	0-0	0-0				
Pacific	0-0	0-0				
BY UNIFORM						
White	0-0	0-0				
Cardinal	0-0	0-0				
Grey	0-0	0-0				
LEADING AFTER						
Inn.	1	2	3	4	5	6
	0-0	0-0	0-0	0-0	0-0	0-0
TRAILING AFTER						
Inn.	1	2	3	4	5	6
	0-0	0-0	0-0	0-0	0-0	0-0
TIED AFTER						
Inn.	1	2	3	4	5	6
	0-0	0-0	0-0	0-0	0-0	0-0

STAT LEADERS AND MISCELLANEOUS STATS

2024 MULTI-HIT GAMES

Player	2	3	4	5+	TOTAL
Reagan Johnson	16	4	1	-	21
Kennedy Miller	12	2	-	-	14
Nia Carter	9	3	-	-	12
Cylie Halvorson	12	-	-	-	12
Bri Ellis	10	1	-	-	11
Rylin Hedgecock	7	-	-	-	7
Hannah Camenzind	5	1	-	-	6
Raigan Kramer	5	-	-	-	5
Hannah Gammill	5	-	-	-	5
Atalyia Rijo	1	-	-	-	1
TEAM	82	11	1	0	94

HITTING STREAKS

Player	Long	Current	Career
Reagan Johnson	10	1	10
Bri Ellis	9	-	9
Kennedy Miller	6	-	6
Raigan Kramer	3	1	6
Rylee Cloud	2	-	2
Courtney Day	5	-	5
Atalyia Rijo	1	-	4
Carlee Ratcliff	1	-	-
Spencer Prigge	1	-	5
Kailey Wyckoff	8	2	10

2024 MULTI-RBI GAMES

Player	2	3	4	5+	TOTAL
Bri Ellis	11	3	-	-	14
Cylie Halvorson	7	1	1	-	9
Kennedy Miller	3	5	-	-	8
Rylin Hedgecock	5	3	-	-	8
Hannah Gammill	2	4	-	1	7
Raigan Kramer	5	-	-	-	5
Lauren Camenzind	2	1	-	-	3
Hannah Camenzind	2	1	-	-	3
Nia Carter	2	1	-	-	3
Reagan Johnson	2	-	-	-	2
Carlee Ratcliff	1	-	-	-	1
Rylee Cloud	-	1	-	-	1
TEAM	42	20	1	1	64

REACHED-BASE STREAKS

Player	Long	Current	Career
Bri Ellis	17	-	17
Reagan Johnson	15	15	-
Kennedy Miller	12	-	12
Raigan Kramer	8	2	11
Atalyia Rijo	3	-	5
Courtney Day	8	-	-
Carlee Ratcliff	3	-	-
Spencer Prigge	2	-	5
Rylee Cloud	2	-	2
Kailey Wyckoff	24	4	24

CAREER MULTI-HIT GAMES

Player	2	3	4	5+	TOTAL
Bri Ellis	23	4	-	-	27
Kailey Wyckoff	18	9	-	-	27
Courtney Day	18	5	-	-	23
Reagan Johnson	33	9	3	-	21
Raigan Kramer	14	1	-	-	15
Kennedy Miller	12	2	-	-	14
Karlie Davison	6	3	-	-	9
Atalyia Rijo	3	1	-	-	4
Spencer Prigge	1	-	-	-	1
TEAM	127	34	3	0	117

CAREER MULTI-RBI GAMES

Player	2	3	4	5+	TOTAL
Bri Ellis	25	16	2	-	43
Courtney Day	14	6	1	2	23
Kailey Wyckoff	10	5	2	-	17
Raigan Kramer	9	1	3	-	13
Karlie Davison	3	2	3	1	9
Reagan Johnson	8	-	-	-	8
Kennedy Miller	3	5	-	-	8
Spencer Prigge	5	3	-	-	8
Atalyia Rijo	2	2	1	-	5
TEAM	79	40	12	3	134

Career Home Runs

Rylee Cloud

No.	Opponent	Date	RBI
1 (1)	Ole Miss	5/3/24	3

Karlie Davison

No.	Opponent	Date	RBI
14 (3)	vs. UCLA	5/11/24	1
13 (2)	Oregon	3/17/24	1
12 (1)	at San Diego State	3/6/24	2
11 (11)	Ole Miss	5/21/23	2
10 (10)	Southern Illinois	5/19/23	3
9 (9)	vs. UCLA	5/13/23	1
8 (8)	vs. Cal	5/11/23	1
7 (7)	at Oregon*	5/6/23	2
6 (6)	at Oregon*	5/6/23	2
5 (5)	at Oregon	5/5/23	1
4 (4)	at Arizona	3/17/23	1
3 (3)	vs. Oklahoma	2/25/23	1
2 (2)	at UC-San Diego	2/11/23	2
1 (1)	vs. Northern Colorado	2/11/23	3

Courtney Day

No.	Opponent	Date	RBI
26 (7)	vs. Texas Tech	3/26/23	2
25 (6)	Wisconsin	3/11/23	2
24 (5)	Louisiana	3/5/23	2
23 (4)	Louisiana	3/3/23	3
22 (3)	Louisiana	3/3/23	2
21 (2)	Virginia Tech	2/24/23	2
20 (1)	Lamar	2/15/23	2
19 (12)	vs. Oklahoma State	6/6/22	3
18 (11)	vs. Oklahoma State	6/6/22	3
17 (10)	vs. Arizona	6/5/22	1
16 (9)	at Texas Tech	4/30/22	1
15 (8)	UT Arlington	4/6/22	1
14 (7)	at Kansas	3/26/22	1
13 (6)	Lamar	3/22/22	1
12 (5)	Nicholls*	3/12/22	2
11 (4)	Nicholls*	3/12/22	1
10 (3)	Minnesota	3/12/22	1
9 (2)	at Florida Gulf Coast	2/12/22	2
8 (1)	at Florida Gulf Coast	2/11/22	1
7 (2)	at Iowa State	4/9/21	2
6 (1)	at UT Arlington	4/7/21	2
5 (5)	vs. Fresno State*	2/29/20	1
4 (4)	vs. Fresno State*	2/29/20	1
3 (3)	Lipscomb	2/21/20	1
2 (2)	vs. Tennessee	2/14/20	1
1 (1)	Lamar	2/7/20	3

Bri Ellis

No.	Opponent	Date	RBI
48 (14)	Alabama	4/21/24	2
47 (13)	Missouri	4/5/24	2
46 (12)	at Georgia	3/30/24	3
45 (11)	Mississippi State	3/23/24	1
44 (10)	Auburn	3/16/24	1
43 (9)	Auburn	3/16/24	3
42 (8)	UNI	3/9/24	1
41 (7)	Florida Atlantic	3/1/24	1
40 (6)	South Dakota State	2/29/24	2
39 (5)	Wichita State	2/24/24	2
38 (4)	Illinois State	2/24/24	1

37 (3)	vs. Omaha	2/17/24	1
36 (2)	vs. Long Beach State*	2/16/24	2
35 (1)	vs. Long Beach State*	2/16/24	1
34 (14)	at Clemson	5/21/23	3
33 (13)	vs. Cal State Fullerton	5/19/23	4
32 (12)	at Alabama	4/23/23	1
31 (11)	Jacksonville State	4/19/23	2
30 (10)	at Florida	4/8/23	3
29 (9)	Ole Miss	3/31/23	1
28 (8)	at Georgia	3/10/23	1
27 (7)	Bowling Green	3/5/23	2
26 (6)	Bowling Green	3/3/23	1
25 (5)	Merrimack	2/25/23	1
24 (4)	Merrimack	2/24/23	3
23 (3)	Brown	2/24/23	3
22 (2)	UAB	2/22/23	2
21 (1)	Dayton	2/18/23	1
20 (20)	vs. Louisiana*	5/20/22	1
19 (19)	vs. Louisiana*	5/20/22	2
18 (18)	at Mississippi State	4/24/22	1
17 (17)	at Mississippi State	4/22/22	2
16 (16)	Niagra	4/15/22	2
15 (15)	Niagra	4/15/22	1
14 (14)	Mercer	4/13/22	1
13 (13)	at Arkansas	4/10/22	1
12 (12)	Alabama State	3/30/22	1
11 (11)	at Kentucky*	3/27/22	1
10 (10)	at Kentucky*	3/27/22	1
9 (9)	South Carolina	3/20/22	1
8 (8)	South Carolina	3/19/22	2
7 (7)	Texas A&M	3/13/22	2
6 (6)	North Carolina AT&T	3/5/22	1
5 (5)	Syracuse	2/27/22	2
4 (4)	vs. Texas	2/18/22	3
3 (3)	vs. Texas Tech	2/17/22	3
2 (2)	UMass Lowell	2/13/22	1
1 (1)	St. John's	2/12/22	2

Raigan Kramer

No.	Opponent	Date	RBI
10 (3)	at Georgia	4/1/24	1
9 (2)	South Alabama	3/9/24	2
8 (1)	UNI	3/9/24	1
7 (7)	Harvard	5/19/23	4
6 (6)	UAB	4/16/23	3
5 (5)	at Mississippi State	4/2/23	2
4 (4)	North Texas	3/5/23	3
3 (3)	Iowa State	3/4/23	3
2 (2)	Iowa State	3/4/23	1
1 (1)	vs. Indiana	2/18/23	2

Kennedy Miller

No.	Opponent	Date	RBI
8 (8)	Ole Miss	5/4/24	1
7 (7)	at Central Arkansas	4/30/24	2
6 (6)	at Auburn*	3/16/24	1
5 (5)	at Auburn*	3/16/24	2
4 (4)	UNI	3/10/24	2
3 (3)	South Dakota State	3/2/24	3
2 (2)	Florida Atlantic*	3/1/24	1
1 (1)	Florida Atlantic*	3/1/24	2

Spencer Prigge

No.	Opponent	Date	RBI
5 (3)	vs. Baylor	2/12/23	2
4 (2)	vs. Southern Utah	2/11/23	3
3 (1)	vs. UNLV	2/10/23	2
2 (2)	at Texas A&M	5/8/22	2
1 (1)	Kentucky	4/16/22	2

Carlee Ratcliff

No.	Opponent	Date	RBI
1 (1)	UT Arlington	2/25/24	2

Ataylia Rijo

No.	Opponent	Date	RBI
5 (5)	at Missouri	5/7/23	4
4 (4)	at WKU	4/24/23	1
3 (3)	at Kentucky	4/22/23	3
2 (2)	Texas A&M Corpus Christi	3/3/23	1
1 (1)	vs. Baylor	2/12/23	1

Kailey Wyckoff

No.	Opponent	Date	RBI
16 (7)	vs. Iowa State*	5/8/24	1
15 (6)	vs. Iowa State*	5/8/24	3
14 (5)	Kansas	4/12/24	1
13 (4)	UCF	3/30/24	3
12 (3)	Oklahoma	3/16/24	1
11 (2)	New Mexico	3/12/24	3
10 (1)	at BYU	3/9/24	1
9 (9)	Baylor	4/15/23	1
8 (8)	Iowa State	4/2/23	1
7 (7)	Iowa State	4/1/23	2
6 (6)	vs. Rider	3/17/23	2
5 (5)	Manhattan	3/10/23	1
4 (4)	vs. Santa Clara	2/19/23	1
3 (3)	at UTEP*	2/18/23	2
2 (2)	at UTEP*	2/18/23	1
1 (1)	at UTEP	2/17/23	1

* - Denotes Multi-HR game

Arkansas Softball 2024 Statistics
Overall Statistics for Arkansas (as of May 18, 2024)
(All games Sorted by Batting avg)

Record: 37-18 Home: 19-11 Away: 12-5 Neutral: 6-2 Southeastern: 14-10

Player	avg	gp-gs	ab	r	h	2b	3b	hr	rbi	tb	slg%	bb	hp	so	gdp	ob%	sf	sh	sb-att	po	a	e	fld%
Reagan Johnson	.380	55-55	192	35	73	4	1	0	11	79	.411	15	1	19	0	.426	1	1	12-14	85	4	1	.989
Kennedy Miller	.331	52-52	136	23	45	5	2	8	36	78	.574	9	8	16	2	.400	2	0	2-2	276	33	1	.997
Bri Ellis	.322	55-55	149	36	48	7	0	14	47	97	.651	30	5	24	0	.444	3	0	1-2	359	12	4	.989
Hannah Camenzind	.308	36-21	78	11	24	3	2	0	12	31	.397	3	4	12	1	.360	1	0	0-0	12	18	0	1.000
Nia Carter	.307	52-47	153	25	47	4	2	1	19	58	.379	7	2	2	0	.346	0	4	1-1	59	1	2	.968
Cylie Halvorson	.300	55-55	150	28	45	11	0	9	32	83	.553	14	2	21	1	.357	5	0	1-1	84	102	7	.964
Rylee Cloud	.286	23-2	14	8	4	1	0	1	3	8	.571	1	0	5	0	.333	0	0	1-1	0	0	0	.000
Rylin Hedgecock	.235	53-47	136	21	32	7	1	6	27	59	.434	6	6	18	5	.293	2	1	0-0	8	0	0	1.000
Hannah Gammill	.216	55-55	139	26	30	4	0	12	37	70	.504	22	10	27	1	.354	4	2	0-0	41	101	2	.986
Atalyia Rijo	.214	9-6	14	2	3	2	0	0	1	5	.357	1	1	3	0	.313	0	1	0-0	8	10	0	1.000
Raigan Kramer	.213	54-52	122	28	26	3	2	3	17	42	.344	32	4	18	0	.390	1	1	7-7	74	3	2	.975
Carlee Ratcliff	.200	11-1	10	3	2	1	0	1	2	6	.600	0	3	3	0	.385	0	0	0-0	0	0	0	.000
Lauren Camenzind	.132	36-32	68	11	9	1	0	1	9	13	.191	6	0	11	0	.203	0	0	1-1	28	46	8	.902
Spencer Prigge	.083	21-17	36	4	3	1	0	0	2	4	.111	5	1	11	0	.214	0	1	0-0	18	33	1	.981
Kylie Brockman	.000	9-3	10	2	0	0	0	0	0	0	.000	2	0	2	0	.167	0	0	0-0	29	2	0	1.000
Jayden Wells	.000	2-0	1	1	0	0	0	0	0	0	.000	0	0	0	0	.000	0	0	1-1	0	0	0	.000
Ally Sockey	.000	18-0	0	5	0	0	0	0	0	0	.000	0	0	0	0	.000	0	0	0-1	4	0	0	1.000
Nyjah Fontenot	.000	4-0	0	2	0	0	0	0	0	0	.000	1	0	0	0	1.000	0	0	0-0	0	0	0	.000
Kasey Wood	.000	2-0	0	0	0	0	0	0	0	0	.000	0	0	0	0	.000	0	0	0-0	0	0	0	.000
Totals	.278	55	1408	271	391	54	10	56	255	633	.450	154	47	192	10	.364	19	11	27-31	1091	403	33	.978
Opponents	.224	55	1351	148	302	45	2	23	134	420	.311	127	29	320	18	.302	9	21	19-24	1048	336	36	.975

LOB - Team (321), Opp (299). DPs turned - Team (27), Opp (19). IBB - Team (3), Ellis 2, Gammill 1, Opp (1).

(All games Sorted by Earned run avg)

Player	era	w-l	app	gs	cg	sho	sv	ip	h	r	er	bb	so	2b	3b	hr	b/avg	wp	hp	bk	sfa	sha
Kasey Wood	0.00	0-0	2	0	0	0/1	0	1.2	3	0	0	1	0	1	0	0	.375	0	0	0	0	0
Robyn Herron	1.62	12-9	29	19	10	5/0	0	125.1	74	36	29	43	143	9	2	7	.171	11	12	0	5	9
Reis Beuerlein	2.05	2-2	10	8	1	1/1	0	30.2	31	13	9	9	12	4	0	2	.263	4	1	0	1	1
Morgan Leinstock	2.14	13-6	34	19	8	3/3	2	140.2	117	54	43	39	137	18	0	7	.220	17	11	0	0	8
Hannah Camenzind	3.07	9-1	23	7	1	0/3	1	59.1	66	36	26	30	25	9	0	5	.282	1	4	0	0	3
Nikki McGaffin	7.00	1-0	10	2	0	0/4	0	6.0	11	9	6	5	3	4	0	2	.423	2	1	0	3	0
Totals	2.18	37-18	55	55	20	14/5	3	363.2	302	148	113	127	320	45	2	23	.224	35	29	0	9	21
Opponents	4.99	18-37	55	55	13	2/0	5	349.1	391	271	249	154	192	54	10	56	.278	21	47	0	19	11

PB - Team (10), Miller 9, Brockman 1, Opp (8). SBA/ATT - Miller (18-23), Leinstock (12-13), Herron (4-6), Camenzind, H (2-3), McGaffin (1-1), Brockman (1-1), Beuerlein (0-1).

Arkansas Softball
Conference statistics for Arkansas (as of May 04, 2024)
(Conference games only Sorted by Batting avg)

Record: 14-10 Home: 6-6 Away: 8-4 Conference: 14-10

Player	avg	gp-gs	ab	r	h	2b	3b	hr	rbi	tb	slg%	bb	hp	so	gdp	ob%	sf	sh	sb-att	po	a	e	fld%	
23 Reagan Johnson	.350	24-24	80	11	28	0	0	0	3	28	.350	7	1	9	0	.409	0	0	1-3	41	3	1	.978	
77 Bri Ellis	.317	24-24	63	14	20	1	0	6	17	39	.619	13	1	13	0	.442	0	0	0-1	169	7	0	1.000	
12 Cylie Halvorson	.313	24-24	64	9	20	5	0	3	9	34	.531	6	2	7	1	.389	0	0	0-0	38	48	3	.966	
3 Nia Carter	.274	22-20	62	8	17	1	1	1	6	23	.371	3	1	1	0	.318	0	2	0-0	24	0	1	.960	
17 Kennedy Miller	.273	24-24	66	6	18	3	1	3	10	32	.485	3	3	9	0	.329	1	0	1-1	112	12	1	.992	
20 Hannah Gammill	.230	24-24	61	11	14	3	0	5	20	32	.525	9	3	12	1	.347	2	0	0-0	20	50	1	.986	

9 Rylee Cloud	.333	11-2	6	4	2	0	0	1	3	5	.833	1	0	2	0	.429	0	0	1-1	0	0	0	.000	
16 Carlee Ratcliff	.250	5-1	4	2	1	1	0	0	0	2	.500	0	3	2	0	.571	0	0	0-0	0	0	0	.000	
1 Raigan Kramer	.185	23-21	54	9	10	2	1	1	6	17	.315	10	1	11	0	.318	1	1	1-1	36	0	1	.973	
25 Hannah Camenzind	.143	17-10	35	3	5	2	0	0	1	7	.200	2	2	9	1	.231	0	0	0-0	7	9	0	1.000	
8 Lauren Camenzind	.128	20-18	39	4	5	0	0	1	4	8	.205	2	0	4	0	.171	0	0	0-0	18	27	5	.900	
28 Rylin Hedgecock	.111	23-19	54	4	6	1	0	1	3	10	.185	0	1	9	4	.127	0	1	0-0	0	0	0	.000	
15 Spencer Prigge	.091	8-6	11	2	1	0	0	0	0	1	.091	1	0	1	0	.167	0	0	0-0	4	16	0	1.000	
2 Kylie Brockman	.000	1-0	1	0	0	0	0	0	0	0	.000	0	0	1	0	.000	0	0	0-0	2	0	0	1.000	
10 Ally Sockey	.000	10-0	0	2	0	0	0	0	0	0	.000	0	0	0	0	.000	0	0	0-0	0	0	0	.000	
24 Nyjah Fontenot	.000	1-0	0	0	0	0	0	0	0	0	.000	0	0	0	0	.000	0	0	0-0	0	0	0	.000	
Totals	.245	24	600	89	147	19	3	22	82	238	.397	57	18	90	7	.327	4	4	4-7	474	185	16	.976	
Opponents	.240	24	604	77	145	24	0	13	68	208	.344	57	16	118	8	.321	3	12	11-13	469	175	17	.974	

LOB - Team (125), Opp (141). DPs turned - Team (12), Opp (13). IBB - Team (1), Ellis 1, Opp (1).

(Conference games only Sorted by Earned run avg)

Player	era	w-l	app	gs	cg	sho	sv	ip	h	r	er	bb	so	2b	3b	hr	b/avg	wp	hp	bk	sfa	sha
7 Morgan Leinstock	2.00	8-4	19	11	6	2/1	2	80.1	65	30	23	21	66	8	0	6	.213	10	8	0	0	5
11 Robyn Herron	2.33	3-3	12	8	2	1/0	0	39.0	29	17	13	14	44	4	0	4	.207	4	4	0	2	3
25 Hannah Camenzind	3.82	3-1	11	2	0	0/1	0	25.2	37	23	14	16	5	7	0	2	.336	1	2	0	0	3

13 Kasey Wood	0.00	0-0	1	0	0	0/0	0	0.2	2	0	0	1	0	1	0	0	.500	0	0	0	0	0
22 Nikki McGaffin	0.00	0-0	2	0	0	0/0	0	0.2	3	3	0	0	0	1	0	1	.750	0	1	0	1	0
4 Reis Beuerlein	2.40	0-2	4	3	0	0/0	0	11.2	9	4	4	5	3	3	0	0	.220	0	1	0	0	1
Totals	2.39	14-10	24	24	8	4/1	2	158.0	145	77	54	57	118	24	0	13	.240	15	16	0	3	12
Opponents	3.63	10-14	24	24	9	2/0	3	156.1	147	89	81	57	90	19	3	22	.245	10	18	0	4	4

PB - Team (8), Miller 8, Opp (2). SBA/ATT - Miller (11-13), Leinstock (7-7), Herron (3-3), Camenzind, H (1-2), Beuerlein (0-1).

2024 Home Run Tracker

#	DATE	PLAYER	OPPONENT	SITE	# OF RUNS	INNING	LINEUP SPOT	GAME RESULT
1	2-10-24	Cylie Halvorson	Michigan State	Boca Raton, Fla.	1	2	5	W, 6-5
2	2-10-24	Hannah Gammill	Michigan State	Boca Raton, Fla.	2	5	7	W, 6-5
3	2-16-24	Bri Ellis	Long Beach St.	Tucson, Ariz.	1	3	4	W, 7-0
4	2-16-24	Bri Ellis	Long Beach St.	Tucson, Ariz.	2	5	5	W, 7-0
5	2-16-24	Rylin Hedgecock	at Arizona	Tucson, Ariz.	2	7	6	L, 3-2
6	2-17-24	Bri Ellis	Omaha	Tucson, Ariz.	1	2	4	W, 9-2
7	2-17-24	Rylin Hedgecock	Omaha	Tucson, Ariz.	3	4	6	W, 9-2
8	2-17-24	Hannah Gammill	Arizona	Tucson, Ariz.	1	4	5	W, 3-2
9	2-18-24	Cylie Halvorson	Omaha	Tucson, Ariz.	2	2	5	W, 5-2
10	2-22-24	Hannah Gammill	Illinois St.	Fayetteville	3	1	5	W, 7-0
11	2-23-24	Cylie Halvorson	UT-Arlington	Fayetteville	1	5	4	W, 9-0
12	2-23-24	Cylie Halvorson	UT-Arlington	Fayetteville	1	6	4	W, 9-0
13\$	2-23-24	Rylin Hedgecock	UT-Arlington	Fayetteville	2	6	6	W, 9-0
14	2-24-24	Bri Ellis	Illinois State	Fayetteville	1	2	2	W, 7-0
15	2-24-24	Bri Ellis	Wichita St.	Fayetteville	2	3	2	W, 7-0
16	2-25-24	Carlee Ratcliff	UT-Arlington	Fayetteville	2	4	8	W, 7-0
17	2-29-24	Bri Ellis	South Dakota St.	Fayetteville	2	1	2	W, 4-3
18	3-1-24	Hannah Gammill	SEMO	Fayetteville	1	3	7	W, 5-0
19	3-1-24	Cylie Halvorson	SEMO	Fayetteville	1	5	5	W, 5-0
20	3-1-24	Bri Ellis	FAU	Fayetteville	1	1	2	W, 6-2
21	3-1-24	Kennedy Miller	FAU	Fayetteville	2	1	4	W, 6-2
22	3-1-24	Kennedy Miller	FAU	Fayetteville	1	5	4	W, 6-2
23	3-2-24	Kennedy Miller	South Dakota St.	Fayetteville	3	1	4	W, 6-2
24	3-3-24	Hannah Gammill	SEMO	Fayetteville	1	2	8	W, 6-5
25	3-9-24	Raigan Kramer	Northern Iowa	Fayetteville	1	4	9	W, 7-4
26	3-9-24	Bri Ellis	Northern Iowa	Fayetteville	1	4	3	W, 7-4
27	3-9-24	Raigan Kramer	South Alabama	Fayetteville	2	1	9	W, 10-4
28	3-10-24	Hannah Gammill	Northern Iowa	Fayetteville	3	2	5	W, 9-0
29\$	3-10-24	Kennedy Miller	Northern Iowa	Fayetteville	2	6	4	W, 9-0
30	3-16-24	Bri Ellis	at Auburn	Auburn, Ala.	3	1	3	W, 6-1
31	3-16-24	Hannah Gammill	at Auburn	Auburn, Ala.	1	1	5	W, 6-1
32	3-16-24	Kennedy Miller	at Auburn	Auburn, Ala.	2	1	4	W, 5-1
33	3-16-24	Cylie Halvorson	at Auburn	Auburn, Ala.	1	2	7	W, 5-1
34	3-16-24	Kennedy Miller	at Auburn	Auburn, Ala.	1	4	4	W, 5-1
35	3-16-24	Bri Ellis	at Auburn	Auburn, Ala.	1	6	3	W, 5-1
36	3-22-24	Hannah Gammill	Mississippi State	Fayetteville	3	4	5	L, 6-3
37	3-23-24	Bri Ellis	Mississippi State	Fayetteville	1	1	3	W, 3-0
38	3-24-24	Lauren Camenzind	Mississippi State	Fayetteville	2	4	9	L, 15-7 (5)
39	3-24-24	Cylie Halvorson	Mississippi State	Fayetteville	2	5	8	L, 15-7 (5)
40#	3-30-24	Bri Ellis	at Georgia	Athens, Ga.	3	1	3	W, 3-2
41	4-1-24	Raigan Kramer	at Georgia	Athens, Ga.	1	1	2	W, 8-2
42	4-1-24	Hannah Gammill	at Georgia	Athens, Ga.	1	2	5	W, 8-2
43+	4-1-24	Hannah Gammill	at Georgia	Athens, Ga.	4	7	5	W, 8-2
44	4-5-24	Bri Ellis	Missouri	Fayetteville	2	1	3	W, 5-2
45	4-5-24	Rylin Hedgecock	Missouri	Fayetteville	1	4	8	W, 5-2
46!	4-7-24	Cylie Halvorson	Missouri	Fayetteville	1	5	6	W, 5-2
47!	4-7-24	Nia Carter	Missouri	Fayetteville	1	5	7	W, 5-2
48	4-14-24	Hannah Gammill	at South Carolina	Columbia, S.C.	1	2	5	W, 3-0
49	4-21-24	Bri Ellis	Alabama	Fayetteville	2	1	3	W, 8-0 (5)
50	4-30-24	Kennedy Miller	Central Arkansas	Conway, Ark.	2	6	6	W, 8-0 (5)
51	5-3-24	Rylee Cloud	Ole Miss	Fayetteville	3	1	8	W, 12-2 (5)
52	5-4-24	Kennedy Miller	Ole Miss	Fayetteville	1	6	6	L, 4-3
53	5-9-24	Hannah Gammill	vs. Missouri	Auburn, Ala.	1	4	5	L, 3-1
54	5-18-24	Rylin Hedgecock	Arizona	Fayetteville	1	7	7	L, 2-1
55	5-18-24	Cylie Halvorson	Villanova	Fayetteville	1	4	4	L, 7-2
56	5-18-24	Rylin Hedgecock	Villanova	Fayetteville	1	4	6	L, 7-2

! - back-to-back | * - pinch hitter | # - go ahead | \$ walk off | + - grand slam

GAME BY GAME STARTERS | BY POSITION

Date	Opponent	SP	C	1B	2B	3B	SS	LF	CF	RF	DP
F8	Marshall	Beuerlein	Miller	Ellis	Halvorson	Gammill	Prigge	Kramer	Johnson	Carter	Hedgecock
F8	FAU	Herron	Miller	Ellis	Halvorson	Gammill	Prigge	Kramer	Johnson	Carter	Hedgecock
F9	Ohio	Leinstock	Brockman	Ellis	Halvorson	Gammill	L.Camenzind	Kramer	Johnson	Carter	Hedgecock
F10	Michigan State	Beuerlein	Brockman	Ellis	Halvorson	Gammill	L.Camenzind	Kramer	Johnson	Carter	Hedgecock
F10	Penn State	Herron	Miller	Ellis	Halvorson	Gammill	Prigge	Kramer	Johnson	Carter	Hedgecock
F16	Long Beach St.	McGaffin	Miller	Ellis	Halvorson	Gammill	Prigge	Kramer	Johnson	Carter	Hedgecock
F16	Arizona	H.Camenzind	Brockman	Ellis	Halvorson	Gammill	L.Camenzind	Kramer	Johnson	Carter	Hedgecock
F17	Omaha	Beuerlein	Miller	Ellis	Halvorson	Gammill	L.Camenzind	Kramer	Johnson	Carter	Hedgecock
F17	Arizona	Herron	Miller	Ellis	Halvorson	Gammill	L.Camenzind	Kramer	Johnson	Carter	Hedgecock
F18	Omaha	Leinstock	Miller	Ellis	Halvorson	Gammill	Prigge	Kramer	Johnson	Carter	Hedgecock
F22	Illinois St.	Beuerlein	Miller	Ellis	Halvorson	Gammill	L.Camenzind	Kramer	Johnson	Carter	Hedgecock
F23	UT-Arlington	H.Camenzind	Miller	Ellis	Halvorson	Gammill	Prigge	Kramer	Johnson	Carter	Hedgecock
F23	Wichita St.	Herron	Miller	Ellis	Halvorson	Gammill	L.Camenzind	Kramer	Johnson	Carter	Hedgecock
F24	Illinois St.	Herron	Miller	Ellis	Halvorson	Gammill	L.Camenzind	Kramer	Johnson	Carter	Hedgecock
F24	Wichita St.	Leinstock	Miller	Ellis	Halvorson	Gammill	L.Camenzind	Kramer	Johnson	Carter	Hedgecock
F29	South Dakota St.	Herron	Miller	Ellis	Halvorson	Gammill	L.Camenzind	Kramer	Johnson	Carter	Hedgecock
M1	SEMO	Leinstock	Miller	Ellis	Halvorson	Gammill	Rijo	Kramer	Johnson	Carter	Hedgecock
M1	FAU	Herron	Miller	Ellis	Halvorson	Gammill	Rijo	Kramer	Jonson	H.Camenzind	Hedgecock
M2	South Dakota St.	H.Camenzind	Miller	Ellis	Halvorson	Gammill	L.Camenzind	Kramer	Johnson	Carter	Hedgecock
M3	SEMO	McGaffin	Miller	Ellis	Halvorson	Gammill	Prigge	Kramer	Johnson	H.Camenzind	Hedgecock
M8	South Alabama	Herron	Miller	Ellis	Halvorson	Gammill	Rijo	Kramer	Johnson	H.Camenzind	Hedgecock
M9	Northern Iowa	H.Camenzind	Miller	Ellis	Halvorson	Gammill	Rijo	Kramer	Johnson	H.Camenzind	Leinstock
M9	South Alabama	H.Camenzind	Miller	Ellis	Halvorson	Gammill	Rijo	Kramer	Johnson	Carter	Hedgecock
M10	Northern Iowa	Herron	Miller	Ellis	Halvorson	Gammill	Rijo	Kramer	Johnson	Carter	H.Camenzind
M16	Auburn	Leinstock	Miller	Ellis	Halvorson	Gammill	L.Camenzind	Kramer	Johnson	H.Camenzind	Hedgecock
M16	Auburn	Herron	Miller	Ellis	Halvorson	Gammill	L.Camenzind	Kramer	Johnson	H.Camenzind	Hedgecock
M17	Auburn	Herron	Miller	Ellis	Halvorson	Gammill	L.Camenzind	Kramer	Johnson	H.Camenzind	Carter
M18	Texas A&M-Commerce	H.Camenzind	Miller	Ellis	Halvorson	Gammill	L.Camenzind	Kramer	Johnson	Carter	Hedgecock
M22	Mississippi State	Leinstock	Miller	Ellis	Halvorson	Gammill	Prigge	H.Camenzind	Johnson	Carter	Hedgecock
M23	Mississippi State	H.Camenzind	Miller	Ellis	Halvorson	Gammill	L.Camenzind	Kramer	Johnson	Carter	Hedgecock
M24	Mississippi State	Leinstock	Miller	Ellis	Halvorson	Gammill	L.Camenzind	Kramer	Johnson	Carter	Ratcliff
M30	Georgia	Leinstock	Miller	Ellis	Halvorson	Gammill	L.Camenzind	Kramer	Johnson	Carter	Hedgecock
M31	Georgia	H.Camenzind	Miller	Ellis	Halvorson	Gammill	L.Camenzind	Kramer	Johnson	Carter	Hedgecock
A1	Georgia	Herron	Miller	Ellis	Halvorson	Gammill	L.Camenzind	Kramer	Johnson	H.Camenzind	Hedgecock
A5	Missouri	Leinstock	Miller	Ellis	Halvorson	Gammill	L.Camenzind	Kramer	Johnson	H.Camenzind	Hedgecock
A6	Missouri	Herron	Miller	Ellis	Halvorson	Gammill	L.Camenzind	Kramer	Johnson	Carter	Hedgecock
A7	Missouri	Leinstock	Miller	Ellis	Halvorson	Gammill	Prigge	Kramer	Johnson	Carter	Hedgecock
A12	South Carolina	Leinstock	Miller	Ellis	Halvorson	Gammill	Prigge	Kramer	Johnson	Carter	Hedgecock
A13	South Carolina	Beuerlein	Miller	Ellis	Halvorson	Gammill	Prigge	Kramer	Johnson	Carter	Hedgecock
A14	South Carolina	Herron	Miller	Ellis	Halvorson	Gammill	L.Camenzind	Kramer	Johnson	Carter	Hedgecock
A19	Alabama	Leinstock	Miller	Ellis	Halvorson	Gammill	L.Camenzind	Kramer	Johnson	Carter	Hedgecock
A20	Alabama	Herron	Miller	Ellis	Halvorson	Gammill	L.Camenzind	Kramer	Johnson	Carter	Hedgecock
A21	Alabama	Leinstock	Miller	Ellis	Halvorson	Gammill	L.Camenzind	Kramer	Johnson	Carter	Hedgecock
A26	LSU	Leinstock	Miller	Ellis	Halvorson	Gammill	L.Camenzind	Kramer	Johnson	Carter	Hedgecock
A27	LSU	Herron	Miller	Ellis	Halvorson	Gammill	L.Camenzind	Kramer	Johnson	Carter	Hedgecock
A28	LSU	Beuerlein	Miller	Ellis	Halvorson	Gammill	L.Camenzind	Kramer	Johnson	Carter	H.Camenzind
A30	Central Arkansas	Herron	Miller	Ellis	Halvorson	Gammill	L.Camenzind	Kramer	Johnson	Carter	H.Camenzind
M3	Ole Miss	Leinstock	Miller	Ellis	Halvorson	Gammill	L.Camenzind	Kramer	Johnson	Carter	Hedgecock
M3	Ole Miss	Herron	Miller	Ellis	Halvorson	Gammill	Prigge	H.Camenzind	Johnson	Carter	Cloud
M4	Ole Miss	Beuerlein	Miller	Ellis	Halvorson	Gammill	Prigge	H.Camenzind	Johnson	Carter	Cloud
M9	Missouri	Leinstock	Miller	Ellis	Halvorson	Gammill	Prigge	Kramer	Johnson	Carter	H.Camenzind
M17	SEMO	Leinstock	Miller	Ellis	Halvorson	Gammill	Prigge	Kramer	Johnson	Carter	Hedgecock
M18	Arizona	Herron	Miller	Ellis	Halvorson	Gammill	Prigge	Kramer	Johnson	Carter	Hedgecock
M18	Villanova	Leinstock	Miller	Ellis	Halvorson	Gammill	Prigge	Kramer	Johnson	Carter	Hedgecock
RETURNING STARTS		26	52	55	0	0	23	52	55	0	3

GAME BY GAME STARTERS | BY BATTING ORDER

Date	Opponent	1	2	3	4	5	6	7	8	9	FLEX
F8	Marshall	Johnson	Carter	Gammill	Ellis	Hedgecock	Halvorson	Kramer	Miller	Prigge	Beuerlein
F8	FAU	Johnson	Carter	Gammill	Ellis	Hedgecock	Halvorson	Kramer	Miller	Prigge	Herron
F9	Ohio	Johnson	Carter	Gammill	Ellis	Hedgecock	Halvorson	Kramer	L.Camenzind	Brockman	Leinstock
F10	Michigan State	Johnson	Carter	Hedgecock	Ellis	Halvorson	Kramer	Gammill	Brockman	L.Camenzind	Beuerlein
F10	Penn State	Johnson	Carter	Hedgecock	Ellis	Halvorson	Kramer	Gammill	Prigge	Miller	Herron
F16	Long Beach St.	Johnson	Carter	Halvorson	Ellis	Hedgecock	Gammill	Kramer	Prigge	Miller	McGaffin
F16	Arizona	Johnson	Carter	Ellis	Halvorson	Gammill	Hedgecock	Kramer	L.Camenzind	Brockman	H.Camenzind
F17	Omaha	Johnson	Kramer	Carter	Ellis	Halvorson	Gammill	Hedgecock	Miller	L.Camenzind	Beuerlein
F17	Arizona	Johnson	Kramer	Carter	Ellis	Halvorson	Gammill	Hedgecock	Miller	L.Camenzind	Herron
F18	Omaha	Johnson	Kramer	Carter	Ellis	Halvorson	Gammill	Hedgecock	Prigge	Miller	Leinstock
F22	Illinois St.	Johnson	Carter	Ellis	Halvorson	Gammill	Hedgecock	Kramer	Miller	L.Camenzind	Beuerlein
F23	UT-Arlington	Johnson	Carter	Ellis	Halvorson	Gammill	Hedgecock	Kramer	Miller	Prigge	H.Camenzind
F23	Wichita St.	Johnson	Carter	Ellis	Halvorson	Gammill	Hedgecock	Kramer	Miller	L.Camenzind	Herron
F24	Illinois St.	Johnson	Ellis	Carter	Hedgecock	Miller	Halvorson	Gammill	L.Camenzind	Kramer	Herron
F24	Wichita St.	Johnson	Ellis	Carter	Hedgecock	Miller	Halvorson	Gammill	L.Camenzind	Kramer	Leinstock
F29	South Dakota St.	Johnson	Ellis	Carter	Hedgecock	Miller	Halvorson	Gammill	L.Camenzind	Kramer	Beuerlein
M1	SEMO	Johnson	Ellis	Carter	Hedgecock	Miller	Halvorson	Gammill	L.Camenzind	Kramer	Herron
M1	FAU	Johnson	Ellis	Hedgecock	Miller	Halvorson	Carter	Gammill	Rijo	Kramer	Leinstock
M2	South Dakota St.	Johnson	Ellis	Hedgecock	Miller	Halvorson	H.Camenzind	Gammill	Rijo	Kramer	Herron
M3	SEMO	Johnson	Ellis	Hedgecock	Miller	Halvorson	H.Camenzind	Gammill	Carter	Kramer	L.Camenzind
M8	South Alabama	Johnson	H.Camenzind	Hedgecock	Miller	Ellis	Kramer	Halvorson	Gammill	Prigge	McGaffin
M9	Northern Iowa	Johnson	H.Camenzind	Hedgecock	Ellis	Miller	Gammill	Halvorson	Rijo	Kramer	Herron
M9	South Alabama	Johnson	H.Camenzind	Ellis	Miller	Gammill	Rijo	Hedgecock	Halvorson	Kramer	Leinstock
M10	Northern Iowa	Johnson	H.Camenzind	Ellis	Miller	Gammill	Rijo	Hedgecock	Carter	Kramer	Halvorson
M16	Auburn	Johnson	H.Camenzind	Ellis	Miller	Gammill	Rijo	Kramer	Halvorson	Carter	Herron
M16	Auburn	Johnson	H.Camenzind	Ellis	Miller	Gammill	Kramer	Hedgecock	Halvorson	L.Camenzind	Leinstock
M17	Auburn	Johnson	H.Camenzind	Ellis	Miller	Gammill	Kramer	Hedgecock	Halvorson	L.Camenzind	Herron
M18	Texas A&M-Commerce	Johnson	Carter	Ellis	Miller	Gammill	H.Camenzind	Halvorson	Kramer	L.Camenzind	Herron
M22	Mississippi State	Johnson	Carter	Ellis	Miller	Gammill	H.Camenzind	Hedgecock	Halvorson	Kramer	L.Camenzind
M23	Mississippi State	Johnson	Carter	Ellis	Miller	Gammill	H.Camenzind	Hedgecock	Prigge	Halvorson	Leinstock
M24	Mississippi State	Johnson	Carter	Ellis	Miller	Gammill	Kramer	Hedgecock	H.Camenzind	Halvorson	L.Camenzind
M30	Georgia	Johnson	Carter	Ellis	Miller	Gammill	Kramer	Ratcliff	Halvorson	L.Camenzind	Leinstock
M31	Georgia	Johnson	Kramer	Ellis	Miller	Gammill	Halvorson	Carter	Hedgecock	L.Camenzind	Leinstock
A1	Georgia	Johnson	Kramer	Ellis	Miller	Gammill	Halvorson	Carter	Hedgecock	L.Camenzind	H.Camenzind
A5	Missouri	Johnson	Kramer	Ellis	Miller	Gammill	Halvorson	H.Camenzind	Hedgecock	L.Camenzind	Herron
A6	Missouri	Johnson	Kramer	Ellis	Miller	Gammill	Halvorson	H.Camenzind	Hedgecock	L.Camenzind	Leinstock
A7	Missouri	Johnson	Kramer	Ellis	Miller	Gammill	Halvorson	Carter	Hedgecock	L.Camenzind	Herron
A12	South Carolina	Johnson	Kramer	Ellis	Miller	Gammill	Halvorson	Carter	Hedgecock	L.Camenzind	Leinstock
A13	South Carolina	Johnson	Kramer	Ellis	Halvorson	Gammill	Halvorson	Carter	Hedgecock	Prigge	Leinstock
A14	South Carolina	Johnson	Carter	Ellis	Halvorson	Gammill	Carter	Miller	Hedgecock	Prigge	Beuerlein
A19	Alabama	Johnson	Carter	Ellis	Halvorson	Gammill	Miller	Kramer	Hedgecock	L.Camenzind	Herron
A20	Alabama	Johnson	Carter	Ellis	Halvorson	Gammill	Miller	Kramer	Hedgecock	L.Camenzind	Leinstock
A21	Alabama	Johnson	Carter	Ellis	Halvorson	Gammill	Miller	Kramer	Hedgecock	L.Camenzind	Herron
A26	LSU	Johnson	Carter	Ellis	Halvorson	Gammill	Miller	Kramer	Hedgecock	L.Camenzind	Leinstock
A27	LSU	Johnson	Carter	Ellis	Halvorson	Gammill	Miller	Kramer	Hedgecock	L.Camenzind	Leinstock
A28	LSU	Johnson	Carter	Ellis	Halvorson	Gammill	Miller	Kramer	H.Camenzind	L.Camenzind	Herron
A30	Central Arkansas	Johnson	Carter	Ellis	Halvorson	Gammill	Miller	Kramer	H.Camenzind	L.Camenzind	Beuerlein
M3	Ole Miss	Johnson	Carter	Ellis	Halvorson	Gammill	Miller	Kramer	Hedgecock	L.Camenzind	Herron
M3	Ole Miss	Johnson	Carter	Ellis	Halvorson	Gammill	Miller	H.Camenzind	Cloud	Prigge	Leinstock
M4	Ole Miss	Johnson	Carter	Ellis	Halvorson	Gammill	Miller	H.Camenzind	Cloud	Prigge	Herron
M9	Missouri	Johnson	Carter	Ellis	Halvorson	Gammill	Miller	H.Camenzind	Kramer	Prigge	Beuerlein
M17	SEMO	Johnson	Carter	Ellis	Halvorson	Gammill	Miller	Kramer	Hedgecock	Prigge	Leinstock
M18	Arizona	Johnson	Carter	Ellis	Halvorson	Gammill	Miller	Kramer	Hedgecock	Prigge	Herron
M18	Villanova	Johnson	Carter	Ellis	Halvorson	Gammill	Miller	Kramer	Hedgecock	Prigge	Leinstock
RETURNING STARTS		55	17	37	30	6	24	22	18	25	28



RAIGAN KRAMER

OF • L/R • 5-4 • Junior
Topeka, Kan. • Seaman HS

1

CAREER STATS

Year	Avg.	GP-GS	AB	R	H	2B	3B	HR	RBI	TB	SLG%	BB	HBP	SO	GDP	OBP	SF	SH	SB-ATT	PO	A	E	FLD%
2022	.143	29-2	7	11	1	0	0	0	0	1	.143	0	0	3	0	.143	0	0	0-1	3	1	3	.571
2023	.301	59-59	153	39	46	9	2	7	34	80	.523	39	4	28	1	.449	2	1	2-2	67	4	1	.986
2024	.213	54-52	122	28	26	3	2	3	17	42	.344	32	4	18	0	.390	1	1	7-7	74	3	2	.975
2025	.000	0-0	-	-	-	-	-	-	-	-	.000	-	-	-	-	.000	-	-	-	-	-	-	.000
TOTAL	.259	142-113	282	78	73	12	4	10	51	123	.436	71	8	49	1	.418	3	2	9-10	144	8	6	.962

2024 SEASON HIGHS

Category	No.	Opponent (Last)	Date
Hits	2	4x (Miss. State)	3/24/24
Doubles	1	3x (Alabama)	4/20/24
Triples	1	2x (South Carolina)	4/14/24
Home Runs	1	3x (Georgia)	4/1/24
RBI's	2	5x (South Carolina)	4/14/24
Runs	2	6x (Missouri)	4/5/24
Walks	3	Ohio	2/9/24
ABs	4	South Carolina	4/12/24

CAREER HIGHS

Category	No.	Opponent (Last)	Date
Hits	3	Harvard	5/19/23
Doubles	1	12x (Alabama)	4/20/24
Triples	1	4x (South Carolina)	4/14/24
Home Runs	1	11x (Georgia)	4/1/24
RBI's	4	Harvard	5/19/23
Runs	3	Florida	3/26/23
Walks	3	2x (Ohio)	2/9/24
ABs	5	2x (Kentucky)	4/22/23

PLAYER PROFILE

- » Most experienced Razorback on the team with 142 games played and 113 career starts in her Arkansas career.
- » Led Arkansas with 32 walks in 2024 while ranking 10th in the SEC in walks-per-game (0.59). Also drew multiple walks in a game on four separate occasions.
- » Homered in back-to-back games in wins over Northern Iowa and South Alabama (March 9, 2024)
- » Did not commit an error in SEC play in 38 total chances in 2023.
- » In addition to playing softball, she also played basketball and was on the drumline at Seaman High School in Topeka, Kan. She helped led the Vikings to a 20-4 record and KSHAA state semifinal appearance in basketball as a junior.
- » Goes by the nickname Jimmy.
- » Enjoys fishing, snowboarding, hanging out with friends and family and spending time outdoors.
- » Primarily played catcher growing up until her later high school years.
- » Was rated as No. 28 player nationally by Extra Innings Softball coming out of high school.

CAREER HONORS

- » SEC Spring Academic Honor Roll (2024)
- » NFCA All-America Scholar-Athlete (2022)
- » NFCA All-South Region Second Team (2023)
- » SEC Player of the Week (March 7, 2023)
- » Extra Inning Softball Fayetteville All-Tournament Team (2023)

2024 GAME-BY-GAME

Date	Opponent	Pos	AB	R	H	RBI	2B	3B	HR	BB	SB	CS	HBP	SAC	SF	GDP	K	PO	A	E	AVG		
Feb 08	vs. Marshall	*of	2	0	1	1	0	0	0	2	0	0	0	0	0	0	0	2	0	0	.500		
Feb 08	at FAU	*of	2	1	1	2	0	0	0	1	0	0	0	0	0	0	0	1	0	0	.500		
Feb 09	vs Ohio	*of	0	2	0	0	0	0	0	3	1	0	0	0	0	0	0	0	1	0	.500		
Feb 10	vs Michigan State	*of	1	0	0	0	0	0	0	1	0	0	1	0	0	0	0	1	1	0	.400		
Feb 10	vs Penn State	*of	2	1	0	0	0	0	0	2	0	0	0	0	0	0	0	1	1	0	.286		
Feb 16	vs Long Beach State	*of	3	0	1	0	0	0	0	0	0	0	0	0	0	0	0	0	0	0	.300		
Feb 16	at Arizona-1	*of	3	0	0	0	0	0	0	0	0	0	0	0	0	0	0	0	3	0	.231		
Feb 17	vs Omaha	*of	3	1	1	0	0	0	0	1	1	0	0	0	0	0	0	0	4	0	.250		
Feb 17	at Arizona	*of	2	1	0	0	0	0	0	1	1	0	1	0	0	0	0	0	3	0	.222		
Feb 18	vs Omaha	*of	3	1	1	0	0	0	0	0	0	0	0	0	0	0	0	0	3	0	.238		
Feb 22	ILLINOIS STATE	*of	2	1	0	0	0	0	0	1	1	0	0	0	0	0	0	0	0	0	.217		
Feb 23	UT ARLINGTON	*of	2	1	1	0	1	0	0	1	0	0	0	0	0	0	0	0	1	1	.240		
Feb 23	WICHITA STATE	*of	3	0	0	0	0	0	0	0	0	0	0	0	0	0	0	1	0	0	.214		
Feb 24	ILLINOIS STATE	*of	3	0	1	2	0	0	0	0	0	0	0	0	0	0	0	0	2	0	.226		
Feb 24	WICHITA STATE	*of	2	2	2	2	0	0	0	1	1	0	0	0	0	0	0	0	0	1	.273		
Feb 25	UT ARLINGTON	*of	2	1	2	1	0	1	0	0	1	0	0	0	0	0	0	0	2	0	.314		
Feb 29	SOUTH DAKOTA STATE	*of	2	0	0	0	0	0	0	1	0	0	0	0	0	0	0	0	1	0	.297		
Mar 01	SE MISSOURI STATE	*of	1	1	0	0	0	0	0	1	0	0	0	0	0	0	0	0	0	0	.289		
Mar 01	FAU	*of	3	0	0	0	0	0	0	0	0	0	0	0	0	0	0	0	2	1	.268		
Mar 02	SOUTH DAKOTA STATE	*of	1	0	0	0	0	0	0	0	0	0	0	0	0	0	0	0	1	1	.262		
Mar 03	SE MISSOURI STATE	*of	3	1	1	0	0	0	0	1	0	0	0	0	0	0	0	0	2	0	.267		
Mar 08	SOUTH ALABAMA	*of	2	0	0	0	0	0	0	0	0	0	0	0	0	0	0	0	0	0	.255		
Mar 09	UNI	*of	2	2	1	1	0	0	1	1	0	0	0	0	0	0	0	0	0	1	.265		
Mar 09	SOUTH ALABAMA	*of	3	2	2	2	0	0	1	0	0	0	0	0	0	0	0	0	1	0	.288		
Mar 10	UNI	*of	2	0	0	0	0	0	0	1	0	0	0	0	0	0	0	0	0	0	.278		
Mar 16	at Auburn-1	*of	1	0	0	1	0	0	0	1	0	0	0	0	0	0	1	1	1	0	.273		
Mar 16	at Auburn-2	*of	3	0	0	0	0	0	0	0	0	0	0	0	0	0	0	0	2	0	.259		
Mar 17	at Auburn	*of/dh	3	0	1	0	0	0	0	0	0	0	0	0	0	0	0	0	1	0	.262		
Mar 18	at East Texas A&M	*of	2	0	0	0	0	0	0	0	0	0	0	0	0	0	0	0	0	0	.254		
Mar 22	MISSISSIPPI STATE	of	0	0	0	0	0	0	0	0	0	0	0	0	0	0	0	0	0	0	.254		
Mar 23	MISSISSIPPI STATE	*of	3	0	2	1	0	0	0	0	0	0	0	0	0	0	0	0	1	0	.273		
Mar 24	MISSISSIPPI STATE	*of	3	2	2	0	1	0	0	0	0	0	0	0	0	0	0	0	0	0	.290		
Mar 30	at Georgia	*of	2	1	0	0	0	0	0	1	0	0	0	0	0	0	0	0	1	0	.282		
Mar 31	at Georgia	*of	3	0	1	1	0	0	0	0	0	0	0	0	0	0	0	1	3	0	.284		
Apr 01	at Georgia	*of	2	1	1	1	0	0	1	2	0	0	0	0	0	0	0	0	3	0	.289		
Apr 05	MISSOURI	*of	2	2	1	0	0	0	0	1	1	0	1	0	0	0	0	0	2	0	.295		
Apr 06	MISSOURI	*of	3	0	0	0	0	0	0	0	0	0	0	0	0	0	0	2	1	0	.284		
Apr 07	MISSOURI	*of	3	0	0	0	0	0	0	0	0	0	0	0	0	0	0	0	0	0	.274		
Apr 12	at South Carolina	*of	4	0	0	0	0	0	0	0	0	0	0	0	0	0	0	1	2	0	.261		
Apr 13	at South Carolina	*of	3	0	0	0	0	0	0	0	0	0	0	0	0	0	0	2	2	0	.253		
Apr 14	at South Carolina	*of	2	0	1	2	0	1	0	1	0	0	0	0	0	0	0	0	2	0	.258		
Apr 19	ALABAMA	*of	3	1	0	0	0	0	0	1	0	0	0	0	0	0	0	2	0	0	.250		
Apr 20	ALABAMA	*of	3	0	1	0	1	0	0	0	0	0	0	0	0	0	0	0	5	0	.253		
Apr 21	ALABAMA	*of	1	1	0	0	0	0	0	1	0	0	0	0	0	0	0	0	2	0	.250		
Apr 26	at LSU	*of	2	1	0	0	0	0	0	1	0	0	0	1	0	0	0	0	3	0	.245		
Apr 27	at LSU	*of	2	0	0	0	0	0	0	1	0	0	0	0	0	0	0	1	3	0	.240		
Apr 28	at LSU	*of	3	0	0	0	0	0	0	0	0	0	0	0	0	0	0	1	1	0	.234		
Apr 30	at Central Arkansas	*of	3	1	0	0	0	0	0	1	0	0	0	0	0	0	0	1	1	0	.227		
May 03	OLE MISS-1	*of	2	0	0	0	0	0	0	0	0	0	0	0	0	0	0	0	1	0	.223		
May 04	OLE MISS	ph	1	0	0	0	0	0	0	0	0	0	0	0	0	0	0	0	0	0	.221		
May 09	vs Missouri	*of	2	0	0	0	0	0	0	0	0	0	0	0	0	0	0	1	3	0	.217		
May17	SE MISSOURI STATE	*of	3	0	0	0	0	0	0	0	0	0	0	0	0	0	0	0	0	0	.212		
May 18	ARIZONA	*of	1	0	0	0	0	0	0	1	0	0	1	0	0	0	0	0	3	0	.210		
May 18	VILLANOVA	*of	3	0	1	0	0	0	0	0	0	0	0	0	0	0	0	0	1	0	.213		
Totals			52	qs	122	28	26	17	3	2	3	32	7	0	4	1	1	0	18	74	3	2	.213



REIS BEUERLEIN • BUR-line

RHP • R/R • 5-9 • Junior

Cave Creek, Ariz. • Mississippi State (Pinnacle HS)

4

CAREER STATS

Year	ERA	W-L	APP	GS	CG	SHO	SV	IP	H	R	ER	BB	SO	2B	3B	HR	BF	B.AVG	WP	HBP	BK	SF	SH
2023	3.13	5-4	26	9	1	0/1	0	76.0	83	41	34	33	69	10	2	7	349	.269	12	0	0	4	3
2024	2.05	2-2	10	8	1	1/1	0	30.2	31	13	9	9	12	4	0	2	130	.263	4	1	0	1	1
2025	0.00	0-0	-	-	-	-	-	-	-	-	-	-	-	-	-	-	.000	-	-	-	-	-	-
TOTAL	2.83	7-6	36	25	2	1/2	0	106.2	114	54	43	42	81	14	2	11	479	.267	16	1	0	5	4

CAREER HONORS

- » SEC Freshman of the Week (March 21, 2023)
- » NFCA All-America Scholar-Athlete (2023)

2024 GAME-BY-GAME

Date	Opponent	GS	IP	H	R	ER	BB	SO	2B	3B	HR	WP	BK	HBP	IBB	Score	W-L	Sv	ERA	NP
Feb 08	vs Marshall	*	2.1	4	3	3	1	1	0	0	1	2	0	0	0	10-3	0-0	0	9.00	42
Feb 10	vs Michigan State	*	3.0	4	2	2	0	0	0	0	1	0	0	0	0	6-5	0-0	0	6.56	45
Feb 17	vs Omaha	*	2.1	4	2	0	0	2	1	0	0	0	0	0	0	9-2	0-0	0	4.57	39
Feb 22	ILLINOIS STATE	*	4.0	3	0	0	2	1	0	0	0	0	0	0	0	7-0	1-0	0	3.00	47
Feb 25	UT ARLINGTON	*	5.0	2	0	0	1	3	0	0	0	0	0	0	0	10-0	2-0	0	2.10	59
Apr 13	at South Carolina	*	2.0	1	1	1	1	1	1	0	0	0	0	0	0	1-2	2-1	0	2.25	28
Apr 20	ALABAMA		2.1	2	0	0	1	1	0	0	0	0	0	1	0	1-5	2-1	0	2.00	51
Apr 28	at LSU	*	4.1	2	1	1	3	1	1	0	0	0	0	0	0	0-1	2-2	0	1.93	63
May 04	OLE MISS	*	3.0	4	2	2	0	0	1	0	0	0	0	0	0	3-4	2-2	0	2.22	34
May 18	VILLANOVA		2.1	5	2	0	0	2	0	0	0	2	0	0	0	2-7	2-2	0	2.05	35
Totals			8	30.2	31	13	9	9	12	4	0	2	4	0	1	49-29	2-2	0	2.05	-

2024 SEASON HIGHS

Category	No.	Opponent (Last)	Date
Innings	5.0	UT-Arlington	2/25/24
Longest Start	5.0	UT-Arlington	2/25/24
Shortest Start	2.0	South Carolina	4/13/24
Longest Relief	2.1	Alabama	4/20/24
Hits	4	4x (Ole Miss)	5/4/24
Runs	3	Marshall	2/8/24
Earned Runs	3	Marshall	2/8/24
Walks	3	LSU	4/28/24
Strikeouts	3	UT-Arlington	2/25/24
Pitches	63	LSU	4/28/24

CAREER HIGHS

Category	No.	Opponent (Last)	Date
Innings	7.0	Purdue	3/15/23
Longest Start	7.0	Purdue	3/15/23
Shortest Start	1.0	Georgia	3/25/23
Longest Relief	4.2	3x (LSU)	4/21/23
Hits	7	Auburn	5/5/23
Runs	4	2x (Texas A&M)	4/10/23
Earned Runs	4	2x (Texas A&M)	4/10/23
Walks	4	3x (Auburn)	5/7/23
Strikeouts	14	Purdue	3/15/23
Pitches	112	Purdue	3/15/23

PLAYER PROFILE

- » Transferred to Arkansas after spending her freshman season at Mississippi State in 2023.
- » Picked up first win as a Razorback by throwing four shutout innings while surrendering just three hits and picking up a strikeout in a 7-0 win over Illinois State on Feb. 22, 2024.
- » Made a team-high 26 appearances with nine starts while posting a 3.13 ERA and striking out 69 batters in 76 innings of work at Mississippi State (2023).
- » Prepped at Pinnacle High School in Phoenix, Ariz., where she was rated as the No. 68 player and No. 25 pitcher nationally in the class of 2022.
- » Led the state of Arizona in wins (23) as a senior in 2022.
- » Has over 100 cousins due to her father being one of 12 children.
- » Father Ed Beuerlein was drafted by the Milwaukee Brewers in the 14th round of the 1986 MLB draft before playing collegiately at Louisiana Tech and playing three years in the Houston Astros farm system.
- » Majoring in Information Systems Business Analytics



ASHTYN REICHARDT

OF • L/L • 5-7 • Freshman
Katy, Texas • Katy HS

5

CAREER STATS

Year	Avg.	GP-GS	AB	R	H	2B	3B	HR	RBI	TB	SLG%	BB	HBP	SO	GDP	OBP	SF	SH	SB-ATT	PO	A	E	FLD%
2025	.000	0-0	-	-	-	-	-	-	-	-	.000	-	-	-	-	.000	-	-	0-0	-	-	-	.000
TOTAL	.000	0-0	-	-	-	-	-	-	-	-	.000	-	-	-	-	.000	-	-	0-0	-	-	-	.000

CAREER HONORS

- » District 19-6A First-Team (2021, 2022, 2023, 2024)
- » District 19-6A Offensive MVP (2024)
- » First-Team All-Greater Houston (2024)
- » Texas Class 6A First-Team All-State (2024)
- » Extra Inning Softball No. 22 Overall Player (2024)

GAME-BY-GAME

Date	Opponent	Pos	AB	R	H	RBI	2B	3B	HR	BB	SB	CS	HBP	SAC	SF	GDP	K	PO	A	E	AVG	
-	-	-	-	-	-	-	-	-	-	-	-	-	-	-	-	-	-	-	-	-	-	.000

2024 SEASON HIGHS

Category	No.	Opponent (Last)	Date
Hits	-	-	-
Doubles	-	-	-
Triples	-	-	-
Home Runs	-	-	-
RBI	-	-	-
Runs	-	-	-
Walks	-	-	-
ABs	-	-	-

CAREER HIGHS

Category	No.	Opponent (Last)	Date
Hits	-	-	-
Doubles	-	-	-
Triples	-	-	-
Home Runs	-	-	-
RBI	-	-	-
Runs	-	-	-
Walks	-	-	-
ABs	-	-	-

PLAYER PROFILE

- » Will redshirt this season after suffering an ACL injury this past summer.
- » Played high school softball with Cam Harrison and Kaley Wyckoff at Katy High School in Katy, Texas. Played under former Kansas (1988-1995) and Alabama coach (1996-1998) Kalum Haack at Katy.
- » Batted .551 with 59 hits, 10 doubles, three triples, 12 home runs, 46 RBI, 69 runs scored and 21 stolen bases as a senior at Katy (2024), helping lead the Tigers to a No. 1 national ranking during the 2024 season in which they posted a 39-3-1 overall record.
- » Struck out just once in her first 100 at-bats her senior year while at Katy High School.
- » Was one of six D1 signees on her high school team in 2024.
- » Played travel ball with Impact Gold Jackson 18U where she was teammates with current teammates Cam Harrison and Ella McDowell. Has played softball with Cam Harrison since she was eight years old.
- » Majoring in Biology



ELLA MCDOWELL

INF • R/R • 5-6 • Freshman
 Richmond, Texas • Foster HS

6

CAREER STATS

Year	Avg.	GP-GS	AB	R	H	2B	3B	HR	RBI	TB	SLG%	BB	HBP	SO	GDP	OBP	SF	SH	SB-ATT	PO	A	E	FLD%
2025	.000	0-0	-	-	-	-	-	-	-	-	.000	-	-	-	-	.000	-	-	0-0	-	-	-	.000
TOTAL	.000	0-0	-	-	-	-	-	-	-	-	.000	-	-	-	-	.000	-	-	0-0	-	-	-	.000

CAREER HONORS

- » VYPE Houston Softball Player of the Year (2024)
- » US 18-U National Team Member (2024)
- » WBSC U-18 Women's Softball World Cup Group C Most Outstanding Player (2024)
- » All-Greater Houston Hitter of the Year (2024)
- » First-Team All-VYPE (2023, 2024)
- » 20-5A District MVP (2021, 2022, 2023, 2024)
- » 20-5A First-Team All District (2021, 2022, 2023, 2024)
- » First-Team All-Greater Houston (2021, 2022, 2023, 2024)
- » All-Greater Houston Newcomer of the Year (2021)

GAME-BY-GAME

Date	Opponent	Pos	AB	R	H	RBI	2B	3B	HR	BB	SB	CS	HBP	SAC	SF	GDP	K	PO	A	E	AVG	
-	-	-	-	-	-	-	-	-	-	-	-	-	-	-	-	-	-	-	-	-	-	.000

2024 SEASON HIGHS


Category	No.	Opponent (Last)	Date
Hits	-	-	-
Doubles	-	-	-
Triples	-	-	-
Home Runs	-	-	-
RBI	-	-	-
Runs	-	-	-
Walks	-	-	-
ABs	-	-	-

CAREER HIGHS

Category	No.	Opponent (Last)	Date
Hits	-	-	-
Doubles	-	-	-
Triples	-	-	-
Home Runs	-	-	-
RBI	-	-	-
Runs	-	-	-
Walks	-	-	-
ABs	-	-	-

PLAYER PROFILE

- » Ranked as the No. 1 infielder and No. 3 overall player in the class of 2024 by Extra Innings Softball.
- » Played at Foster High School, where she batted .704 with a .789 on-base percentage, 1.544 slugging percentage, 22 home runs, 71 runs, 58 RBI and 31 stolen bases as a senior in 2024.
- » Her 22 home runs as a senior ranked seventh nationally among all prep players.
- » Made the Line Drive Media All-Summer Team after batting .609 with a 1.679 OPS, 15 HR, 60 RBI and 30 SB during the 2024 summer ball circuit.
- » Finished the 2023 season on a 32-game hitting streak while totaling 59 hits and 12 home runs while registering a .678 batting average.
- » Named a Top 100 Freshman by D1 Softball and appeared on the Softball America Freshman Watch List ahead of the 2025 Season.
- » Was intentionally walked her last 11 at-bats of her high school career.
- » Played baseball from the ages of 6-8.



COURTNEY DAY

UTL • R/R • 5-10 • Senior

Pearland, Texas • Glenda Dawson HS/Texas

7

CAREER STATS

Year	Avg.	GP-GS	AB	R	H	2B	3B	HR	RBI	TB	SLG%	BB	HBP	SO	GDP	OBP	SF	SH	SB-ATT	PO	A	E	FLD%
2020	.368	26-24	57	12	21	4	0	5	15	40	.702	6	2	9	1	.439	1	2	1-2	3	4	0	1.000
2021	.323	38-24	62	10	20	1	2	2	11	31	.500	1	1	13	1	.338	1	0	1-1	2	3	3	.625
2022	.300	58-51	130	21	39	10	0	12	34	85	.654	15	3	24	2	.385	0	0	1-1	13	3	1	.941
2023	.308	54-51	130	20	40	7	0	7	31	68	.523	22	1	29	0	.409	1	0	2-2	42	1	3	.935
2025	.000	00-00	-	-	-	-	-	-	-	-	-	-	-	-	-	-	-	-	-	-	-	-	-
TOTAL	.317	176-150	379	63	120	22	2	26	91	224	.591	44	7	75	4	.395	3	2	5-6	60	11	7	.910

CAREER HONORS

- » Women's College World Series All-Tournament Team (2022)
- » District 23-6A MVP (2018, 2019)
- » TGCA All-State (2019)
- » TSWA Second-Team All-State (2018)

Year	ERA	W-L	APP	GS	CG	SHO	SV	IP	H	R	ER	BB	SO	2B	3B	HR	BF	B.AVG	WP	HBP	BK	SF	SH
2020	1.00	5-0	10	2	1	1	0	28.0	17	6	4	0	22	1	1	0	106	.167	0	3	0	1	0
2021	3.67	4-1	11	5	0	0	1	34.1	41	27	18	19	23	7	0	1	168	.289	3	3	0	2	2
2022	2.21	0-0	3	0	0	0	0	6.1	8	6	2	4	2	1	0	1	33	.285	1	1	0	0	0
2025	0.00	0-0	-	-	-	-	-	-	-	-	-	-	-	-	-	-	-	.000	-	-	-	-	-
TOTAL	2.45	0-0	24	7	1	1	1	68.2	66	39	24	23	47	9	1	2	307	.242	4	7	0	3	2

2023 SEASON HIGHS

Category	No.	Opponent (Last)	Date
Hits	3	Wisconsin	3/10/23
Doubles	2	Texas A&M	5/21/23
Triples	-	-	-
Home Runs	2	Louisiana	3/3/23
RBI's	5	2x (Texas A&M)	5/21/23
Runs	2	3x (UT-Arlington)	3/8/23
Walks	2	3x (UT-Arlington)	3/8/23
ABs	5	2x (Texas A&M)	5/21/23

CAREER HIGHS

Category	No.	Opponent (Last)	Date
Hits	3	5x (Wisconsin)	3/10/23
Doubles	2	2x (Texas A&M)	5/21/23
Triples	-	-	-
Home Runs	2	3x Louisiana	(3/3/23)
RBI's	5	2x (Texas A&M)	5/21/23
Runs	2	11x (UT-Arlington)	3/8/23
Walks	2	5x (UT-Arlington)	3/8/23
ABs	5	2x (Texas A&M)	5/21/23

PLAYER PROFILE

- » Signed with Arkansas this past December after transferring from Ole Miss where she transferred to following the 2023 season but did not play. Spent the 2020-23 seasons at Texas.
- » Named to the Women's College World Series (WCWS) All-Tournament Team after leading Texas over its seven-day stay at the event with three home runs and eight RBIs
- » Prepped at Glenda Dawson High School where she earned three consecutive academic all-district selections in softball, basketball and volleyball while also being chosen to the National Honor Society
- » Was roommates with Carlee Ratcliff at Texas in 2022.

GAME-BY-GAME

Date	Opponent	Pos	AB	R	H	RBI	2B	3B	HR	BB	SB	CS	HBP	SAC	SF	GDP	K	PO	A	E	AVG	
-	-	-	-	-	-	-	-	-	-	-	-	-	-	-	-	-	-	-	-	-	-	.000



RYLEE CLOUD

UTL • R/R • 5-2 • Junior

Mittie, La. • Fairview HS

9

CAREER STATS

Year	Avg.	GP-GS	AB	R	H	2B	3B	HR	RBI	TB	SLG%	BB	HBP	SO	GDP	OBP	SF	SH	SB-ATT	PO	A	E	FLD%
2023	.154	22-2	13	7	2	2	0	0	1	4	.308	0	0	5	0	.154	0	0	0-0	4	5	1	.900
2024	.286	23-2	14	8	4	1	0	1	3	8	.571	1	0	5	0	.333	0	0	1-1	0	0	0	.000
2025	.000	0-0	-	-	-	-	-	-	-	-	.000	-	-	-	-	.000	-	-	-	-	-	-	.000
TOTAL	.222	45-4	27	15	6	3	0	1	4	12	.444	1	0	10	0	.250	0	0	1-1	4	5	1	.900

2024 SEASON HIGHS

Category	No.	Opponent (Last)	Date
Hits	1	4x (Ole Miss)	5/3/24
Doubles	1	Omaha	2/17/24
Triples	-	-	-
Home Runs	1	Ole Miss	5/3/24
RBI	3	Ole Miss	5/3/24
Runs	2	Ole Miss	5/3/24
Walks	1	Ole Miss	5/3/24
ABs	2	2x (Ole Miss)	5/4/24

CAREER HIGHS

Category	No.	Opponent (Last)	Date
Hits	1	7x (Ole Miss)	5/3/24
Doubles	1	3x (Omaha)	2/17/24
Triples	-	-	-
Home Runs	1	Ole Miss	5/3/24
RBI	3	Ole Miss	5/3/24
Runs	2	Ole Miss	5/3/24
Walks	1	Ole Miss	5/3/24
ABs	3	Alabama	3/19/23

PLAYER PROFILE


- » Hit first collegiate home run, courtesy of a three-run shot in the first inning of a 12-2 win over Ole Miss (5/3/24)
- » Wears No. 9 because of "Cloud9"
- » Hit .712 with a .792 OBP, 25 extra-base hits, 40 RBI, 12 HR, 29 stolen bases and no strikeouts in 2022 at Fairview High School in Grant, La.
- » Missed two high school seasons due to the COVID-19 pandemic and an injury but hit .635 as an eighth grader playing varsity and stole 43 bases.
- » Also played basketball at Fairview earning Class B State MVP honors, averaging 26 points, five rebounds, four steals and four assists per game while helping lead the Panthers to three-straight state championships.
- » Majoring in Sports Management
- » Wanted to be a barrel racer when she was younger until she discovered softball.
- » Her hometown of Mittie, La. has a population of around 200 people and does not have a single stop light or caution light. Has five siblings (three brothers and two sisters)

CAREER HONORS

- » SEC Spring Academic Honor Roll (2024)
- » District MVP (2018, 2021, 2022)
- » National High School Player of the Week (March 2022)

2024 GAME-BY-GAME

Date	Opponent	Pos	AB	R	H	RBI	2B	3B	HR	BB	SB	CS	HBP	SAC	SF	GDP	K	PO	A	E	AVG	
Feb 08	vs Marshall	pr	0	1	0	0	0	0	0	0	0	0	0	0	0	0	0	0	0	0	0	.000
Feb 08	at FAU	pr	0	1	0	0	0	0	0	0	0	0	0	0	0	0	0	0	0	0	0	.000
Feb 09	vs Ohio	ph	1	0	0	0	0	0	0	0	0	0	0	0	0	0	0	0	0	0	0	.000
Feb 10	vs Michigan State	pr	0	0	0	0	0	0	0	0	0	0	0	0	0	0	0	0	0	0	0	.000
Feb 16	vs Long Beach State	pr	0	1	0	0	0	0	0	0	0	0	0	0	0	0	0	0	0	0	0	.000
Feb 17	vs Omaha	ph	1	1	1	0	1	0	0	0	0	0	0	0	0	0	0	0	0	0	0	.500
Feb 17	at Arizona	ph	1	0	1	0	0	0	0	0	0	0	0	0	0	0	0	0	0	0	0	.667
Feb 23	WICHITA STATE	ph	1	0	0	0	0	0	0	0	0	0	0	0	0	0	0	1	0	0	0	.500
Mar 09	UNI	ph	1	0	0	0	0	0	0	0	0	0	0	0	0	0	0	0	0	0	0	.400
Mar 09	SOUTH ALABAMA	ph/dh	1	0	0	0	0	0	0	0	0	0	0	0	0	0	0	0	1	0	0	.333
Mar 17	at Auburn	pr	0	0	0	0	0	0	0	0	0	0	0	0	0	0	0	0	0	0	0	.333
Mar 22	MISSISSIPPI STATE	of	0	0	0	0	0	0	0	0	0	0	0	0	0	0	0	0	0	0	0	.333
Mar 23	MISSISSIPPI STATE	pr	0	1	0	0	0	0	0	0	0	0	0	0	0	0	0	0	0	0	0	.333
Apr 01	at Georgia	pr	0	0	0	0	0	0	0	0	0	0	0	0	0	0	0	0	0	0	0	.333
Apr 07	MISSOURI	pr	0	1	0	0	0	0	0	0	0	0	0	0	0	0	0	0	0	0	0	.333
Apr 13	at South Carolina	ph	1	0	0	0	0	0	0	0	0	0	0	0	0	0	0	0	0	0	0	.286
Apr 19	ALABAMA	pr	0	0	0	0	0	0	0	0	0	0	0	0	0	0	0	0	0	0	0	.286
Apr 26	at LSU	pr	0	0	0	0	0	0	0	0	0	1	0	0	0	0	0	0	0	0	0	.286
May 03	OLE MISS-1	ph	1	0	1	0	0	0	0	0	0	0	0	0	0	0	0	0	0	0	0	.375
May 03	OLE MISS-2	*dh	2	2	1	3	0	0	1	1	0	0	0	0	0	0	0	0	0	0	0	.400
May 04	OLE MISS	*dh	2	0	0	0	0	0	0	0	0	0	0	0	0	0	0	0	2	0	0	.333
May 09	vs Missouri	ph	1	0	0	0	0	0	0	0	0	0	0	0	0	0	0	0	0	0	0	.308
May 18	ARIZONA	ph	1	0	0	0	0	0	0	0	0	0	0	0	0	0	0	0	1	0	0	.286
Totals		2qs	14	8	4	3	1	0	1	1	1	0	0	0	0	0	0	0	5	0	0	0.286



ROBYN HERRON

LHP • R/L • 5-10 • Junior
Tampa, Fla. • Sickles HS

11

CAREER STATS

Year	ERA	W-L	APP	GS	CG	SHO	SV	IP	H	R	ER	BB	SO	2B	3B	HR	BF	B.AVG	WP	HBP	BK	SF	SH
2023	2.30	8-4	24	13	2	2/3	0	73.0	46	29	24	38	107	5	1	8	306	.175	8	3	0	1	1
2024	1.62	12-9	29	19	10	5/0	0	125.1	74	36	29	43	143	9	2	7	503	.171	11	12	0	5	9
2025	0.00	0-0	-	-	-	-	-	-	-	-	-	-	-	-	-	-	-	.000	-	-	-	-	-
TOTAL	1.87	20-13	53	32	12	7/3	0	198.1	120	65	53	81	250	14	3	15	809	.172	19	15	0	6	10

CAREER HONORS

- » SEC Spring Academic Honor Roll (2024)
- » SEC Pitcher of the Week (April 16, 2024)
- » Extra Inning Softball's Extra Elite 100 No. 14 Overall Player (2022)

2024 GAME-BY-GAME

Date	Opponent	GS	IP	H	R	ER	BB	SO	2B	3B	HR	WP	BK	HBP	IBB	Score	W-L	Sv	ERA	NP
Feb 08	at FAU	*	5.0	2	0	0	3	7	0	0	0	1	0	1	0	8-0	1-0	0	0.00	75
Feb 10	vs Michigan State		1.1	0	0	0	1	3	0	0	0	0	0	0	0	6-5	2-0	0	0.00	27
Feb 10	vs Penn State	*	7.1	5	3	2	1	10	0	1	0	0	0	2	0	2-3	2-1	0	1.02	106
Feb 16	at Arizona-1		6.1	3	1	0	1	7	0	0	0	0	0	1	0	2-3	2-2	0	0.70	102
Feb 17	at Arizona	*	7.0	5	2	2	2	3	1	0	0	0	0	0	0	3-2	3-2	0	1.04	102
Feb 23	WICHITA STATE	*	3.2	4	2	2	5	3	0	0	0	0	0	0	0	1-3	3-3	0	1.37	80
Feb 24	ILLINOIS STATE	*	7.0	0	0	0	0	11	0	0	0	0	0	0	0	7-0	4-3	0	1.12	86
Feb 29	SOUTH DAKOTA ST	*	1.0	3	2	2	0	2	0	0	0	0	0	0	0	4-3	4-3	0	1.45	26
Mar 01	FAU	*	7.0	3	2	1	5	4	1	0	0	1	0	1	0	6-2	5-3	0	1.38	113
Mar 02	SOUTH DAKOTA ST		2.2	3	3	3	0	4	0	0	1	1	0	0	0	3-7	5-4	0	1.74	44
Mar 03	SE MISSOURI STATE		6.1	2	0	0	2	7	1	0	0	0	0	0	0	6-5	6-4	0	1.54	91
Mar 08	SOUTH ALABAMA	*	4.0	3	2	2	3	6	1	0	0	0	0	0	0	1-2	6-5	0	1.67	83
Mar 10	UNI	*	6.0	2	0	0	1	10	0	0	0	2	0	2	0	9-0	7-5	0	1.52	109
Mar 16	at Auburn-2	*	3.2	4	1	1	4	4	0	0	0	2	0	0	0	5-1	7-5	0	1.54	85
Mar 17	at Auburn	*	0.2	1	2	2	1	1	1	0	0	0	0	0	0	1-2	7-6	0	1.72	14
Apr 01	at Georgia	*	3.1	3	2	2	1	4	0	0	1	0	0	0	0	8-2	7-6	0	1.84	63
Apr 06	MISSOURI	*	3.2	4	5	4	3	5	0	0	1	1	0	2	0	3-12	7-7	0	2.12	78
Apr 07	MISSOURI		0.1	0	0	0	0	0	0	0	0	0	0	0	0	4-1	7-7	0	2.11	4
Apr 12	at South Carolina		5.1	4	0	0	2	6	1	0	0	0	0	0	0	4-3	8-7	0	1.97	92
Apr 14	at South Carolina	*	7.0	3	0	0	0	6	0	0	0	0	0	2	0	3-0	9-7	0	1.82	89
Apr 20	ALABAMA	*	4.2	4	4	1	0	7	1	0	0	0	0	0	0	1-5	9-8	0	1.80	72
Apr 27	at LSU	*	2.1	3	1	1	3	1	0	0	0	1	0	0	0	4-1	9-8	0	1.83	58
Apr 30	at Central Arkansas	*	6.0	2	0	0	2	9	1	0	0	0	0	0	0	8-0	10-8	0	1.72	87
May 03	OLE MISS-1		1.0	0	0	0	1	0	0	0	0	0	0	0	0	0-6	10-8	0	1.70	6
May 03	OLE MISS-2	*	5.0	2	2	2	0	6	0	0	2	0	0	0	0	12-2	11-8	0	1.76	74
May 04	OLE MISS		2.0	1	0	0	0	3	1	0	0	0	0	0	0	3-4	11-8	0	1.72	30
May 09	vs Missouri		3.0	2	0	0	0	4	0	0	0	0	0	0	0	1-3	11-8	0	1.68	43
May 17	SE MISSOURI STATE		5.2	3	0	0	0	5	0	0	0	0	0	1	0	3-2	12-8	0	1.60	68
May 18	ARIZONA	*	7.0	3	2	2	3	4	0	1	0	2	0	0	0	1-2	12-9	0	1.62	102
Totals			19	125.174	36	29	43	143	9	2	7	11	0	12	0	119-81	12-9	0	1.62	-

2024 SEASON HIGHS

Category	No.	Opponent (Last)	Date
Innings	7.1	Penn State	2/10/24
Longest Start	7.1	Penn State	2/10/24
Shortest Start	0.2	Auburn	3/17/24
Longest Relief	6.1	2x (SEMO)	3/3/24
Hits	5	Penn State	2/10/24
Runs	5	Missouri	4/6/24
Earned Runs	4	Missouri	4/6/24
Walks	5	2x (FAU)	3/1/24
Strikeouts	11	Illinois State	2/24/24
Pitches	113	FAU	3/1/24

CAREER HIGHS

Category	No.	Opponent (Last)	Date
Innings	7.1	Penn State	2/10/24
Longest Start	7.1	Penn State	2/10/24
Shortest Start	0.2	Auburn	3/17/24
Longest Relief	6.1	2x (SEMO)	3/3/24
Hits	5	Penn State	2/10/24
Runs	5	2x (Missouri)	4/6/24
Earned Runs	5	Florida	3/25/23
Walks	5	2x (FAU)	3/1/24
Strikeouts	14	Drake	2/24/23
Pitches	113	FAU	3/1/24

PLAYER PROFILE

- » Is one of just seven returning pitchers nationally who ranked in the Top 25 in ERA and Top 40 in shutouts during the 2024 season, joining Nijaree Canady (Texas Tech), Maddia Groff (Omaha), Karlyn Pickens (Tennessee), Kasey Ricard (Boston), Alivia Wilken (North Alabama) and Isabella Smith (Oklahoma).
- » Her eight 10+ strikeout games are the third-most in program history trailing only Katy Henry (2005-08, 14) and Mary Haff (2018-22, 16).
- » Threw her first career perfect game and the second 7-inning perfect game in program history while striking out 11 in a 7-0 win over Illinois State on Feb. 24, 2024.
- » Ranked ninth nationally and second among all SEC pitchers in hits allowed per seven innings (4.13) in 2024.
- » Was part of the Razorbacks' No. 1 recruiting class in 2022, alongside current teammates Rylee Cloud, Reagan Johnson and Atalya Rijo.
- » Helped lead Sickles High School to a No. 1 national ranking during the 2021 season garnering four wins in the circle during a 6-0 start.
- » Majoring in Public Health



PAYTON BURNHAM

RHP • R/R • 5-8 • Freshman
Eugene, Ore. • Sheldon HS

12

CAREER STATS

Year	Avg.	GP-GS	AB	R	H	2B	3B	HR	RBI	TB	SLG%	BB	HBP	SO	GDP	OBP	SF	SH	SB-ATT	PO	A	E	FLD%	
2025	.000	00-00	-	-	-	-	-	-	-	-	-	-	-	-	-	-	-	-	-	-	-	-	-	-
TOTAL	.000	00-00	-	-	-	-	-	-	-	-	-	-	-	-	-	-	-	-	-	-	-	-	-	-

Year	ERA	W-L	APP	GS	CG	SHO	SV	IP	H	R	ER	BB	SO	2B	3B	HR	BF	B.AVG	WP	HBP	BK	SF	SH	
2025	0.00	0-0	-	-	-	-	-	-	-	-	-	-	-	-	-	-	-	.000	-	-	-	-	-	-
TOTAL	0.00	0-0	-	-	-	-	-	-	-	-	-	-	-	-	-	-	-	.000	-	-	-	-	-	-

SEASON HIGHS (PITCHING)

Category	No.	Opponent (Last)	Date
Innings	0.0	-	-
Longest Start	0.0	-	-
Shortest Start	0.0	-	-
Longest Relief	0.0	-	-
Hits	-	-	-
Runs	-	-	-
Earned Runs	-	-	-
Walks	-	-	-
Strikeouts	-	-	-
Pitches	-	-	-

CAREER HIGHS (PITCHING)

Category	No.	Opponent (Last)	Date
Innings	0.0	-	-
Longest Start	0.0	-	-
Shortest Start	0.0	-	-
Longest Relief	0.0	-	-
Hits	-	-	-
Runs	-	-	-
Earned Runs	-	-	-
Walks	-	-	-
Strikeouts	-	-	-
Pitches	-	-	-

SEASON HIGHS (HITTING)

Category	No.	Opponent (Last)	Date
Hits	-	-	-
Doubles	-	-	-
Triples	-	-	-
Home Runs	-	-	-
RBI	-	-	-
Runs	-	-	-
Walks	-	-	-
ABs	-	-	-

CAREER HIGHS (HITTING)

Category	No.	Opponent (Last)	Date
Hits	-	-	-
Doubles	-	-	-
Triples	-	-	-
Home Runs	-	-	-
RBI	-	-	-
Runs	-	-	-
Walks	-	-	-
ABs	-	-	-

CAREER HONORS | PLAYER PROFILE

- » D1 Softball D100 Freshman (2025)
- » Softball America Freshman Watch List (2025)
- » MaxPreps All-American (2024)
- » Oregon Gatorade Player of the Year (2023)
- » Led Shelton HS to 6A Oregon State title (2023,2024)
- » Oregon 6A Pitcher of the Year (2023, 2024)
- » Struck out 10 while spinning a no-hitter in the 2024 Oregon 6A State Championship.
- » Trains horses and dogs in her free time.
- » Majoring in Recreation and Sports Management

GAME-BY-GAME

Date	Opponent	Pos	AB	R	H	RBI	2B	3B	HR	BB	SB	CS	HBP	SAC	SF	GDP	K	PO	A	E	AVG	
-	-	-	-	-	-	-	-	-	-	-	-	-	-	-	-	-	-	-	-	-	-	.000

Date	Opponent	GS	IP	H	R	ER	BB	SO	2B	3B	HR	WP	BK	HBP	IBB	Score	W-L	Sv	ERA	NP
-	-	-	-	-	-	-	-	-	-	-	-	-	-	-	-	-	0-0	-	0.00	-



KASEY WOOD

UTL • R/R • 5-8 • Sophomore
Bentonville, Ark. • Bentonville HS

13

CAREER STATS

Year	Avg.	GP-GS	AB	R	H	2B	3B	HR	RBI	TB	SLG%	BB	HBP	SO	GDP	OBP	SF	SH	SB-ATT	PO	A	E	FLD%
2024	.000	2-0	0	0	0	0	0	0	0	0	.000	0	0	0	0	.000	0	0	0-0	0	0	0	.000
2025	.000	0-0	-	-	-	-	-	-	-	-	.000	-	-	-	-	.000	-	-	-	-	-	-	.000
TOTAL	.000	2-0	0	0	0	0	0	0	0	0	.000	0	0	0	0	.000	0	0	0-0	0	0	0	.000

2024 SEASON HIGHS

Category	No.	Opponent (Last)	Date
Hits	-	-	-
Doubles	-	-	-
Triples	-	-	-
Home Runs	-	-	-
RBI	-	-	-
Runs	0	-	-
Walks	-	-	-
ABs	-	-	-

CAREER HIGHS

Category	No.	Opponent (Last)	Date
Hits	-	-	-
Doubles	-	-	-
Triples	-	-	-
Home Runs	-	-	-
RBI	-	-	-
Runs	0	-	-
Walks	-	-	-
ABs	-	-	-

PLAYER PROFILE

- » Appeared twice as a pinch runner in 2024 while also making two appearances in the circle, totaling 1.2 scoreless innings and no earned runs.
- » Prepped as a two-way star at Bentonville High School in Bentonville, Ark., leading the Tigers to back-to-back Arkansas 6A State Championships in 2021 and 2022.
- » Ranked No. 36 in Extra Inning Softball's 2023 Extra Elite 100
- » Hit .466 with four home runs, 22 RBI and 39 runs scored as a junior while racking up a .581 on-base percentage and .849 slugging percentage.
- » Compiled 13 wins and 90 strikeouts in the circle and slashing .324/.419/.477 with KC Peppers 18U-Wallace and tabbed to the Extra Inning Softball 2021 "All Summer Team" for the 18U level
- » Majoring in Recreation and Sport Management

CAREER HONORS

- » First-Year SEC Academic Honor Roll (2024)
- » NWA Arkansas Democrat-Gazette Player of the Year (2023, 2024)
- » No. 36 in Extra Inning Softball's 2023 Extra Elite 100

2024 GAME-BY-GAME

Date	Opponent	Pos	AB	R	H	RBI	2B	3B	HR	BB	SB	CS	HBP	SAC	SF	GDP	K	PO	A	E	AVG	
Feb 22	ILLINOIS STATE	pr	0	0	0	0	0	0	0	0	0	0	0	0	0	0	0	0	0	0	0	.000
Feb 24	WICHITA STATE	pr	0	0	0	0	0	0	0	0	0	0	0	0	0	0	0	0	0	0	0	.000
Totals		Ogs	0	0	0	0	0	0	0	0	0	0	0	0	0	0	0	0	0	0	0	0.000

Date	Opponent	GS	IP	H	R	ER	BB	SO	2B	3B	HR	WP	BK	HBP	IBB	Score	W-L	Sv	ERA	NP
Mar 18	at East Texas A&M	1.0	1	0	0	0	0	0	0	0	0	0	0	0	0	8-0	0-0	0	0.00	9
Mar 24	MISSISSIPPI STATE	0.2	2	0	0	1	0	1	0	0	0	0	0	0	0	7-15	0-0	0	0.00	21
Totals		0	1.2	3	0	0	1	0	1	0	0	0	0	0	0	15-15	0-0	0	0.00	-



KARLIE DAVISON

INF • R/R • 5-8 • Junior
Torrance, Calif. • Utah/ Chadwick HS

14

CAREER STATS

Year	Avg.	GP-GS	AB	R	H	2B	3B	HR	RBI	TB	SLG%	BB	HBP	SO	GDP	OBP	SF	SH	SB-ATT	PO	A	E	FLD%
2023	.203	56-56	133	25	27	3	0	11	32	63	.474	13	1	26	2	.275	2	4	2-3	51	87	13	.914
2024	.294	40-31	85	16	25	5	0	3	12	39	.459	11	2	20	0	.384	1	2	5-6	19	42	6	.910
2025	.000	0-0	-	-	-	-	-	-	-	-	.000	-	-	-	-	.000	-	-	-	-	-	-	.000
TOTAL	.239	96-87	218	41	52	8	0	13	44	102	.468	24	3	46	2	.319	3	6	7-9	70	129	19	.912

2024 SEASON HIGHS

Category	No.	Opponent (Last)	Date
Hits	3	Notre Dame	2/10/24
Doubles	1	5x (Oregon State)	4/27/24
Triples	-	-	-
Home Runs	1	3x (UCLA)	5/11/24
RBI	2	San Diego State	3/6/24
Runs	2	3x (San Diego)	2/23/24
Walks	2	2x (NC Central)	2/10/24
ABs	4	4x (Wisconsin)	3/2/24

CAREER HIGHS

Category	No.	Opponent (Last)	Date
Hits	3	3x (Notre Dame)	2/10/24
Doubles	1	8x (Oregon State)	4/27/24
Triples	-	-	-
Home Runs	2	Oregon	5/6/23
RBI	5	Southern Illinois	5/19/23
Runs	2	8x (San Diego)	2/23/24
Walks	2	3x (NC Central)	2/10/24
ABs	5	Arizona	3/18/23

PLAYER PROFILE


- » Transferred to Arkansas from Utah where she spent the 2023-24 seasons. Davison was coached by DJ Gasso at Utah in 2023 and was a teammate of current Arkansas graduate assistant Mariah Lopez in 2023 and 2024.
- » Logged an appearance in 40 games to go with 31 starts while posting a .294 average with five doubles, three homers, 12 RBIs, 15 runs scored, five stolen bases and 11 walks as a sophomore at Utah in 2023.
- » As a freshman she belted a team-high 11 home runs while starting all 56 games and helping lead Utah to a Women's College World Series appearance.
- » Majoring in business analytics and communication.
- » Was a Top 50 recruit in the 2022 class and four-year starter and three-time team captain at Chadwick High School.
- » Played travel ball for OC Batbusters 18U-Stith.
- » Father Scott Davison pitched in the MLB with the Seattle Mariners from 1995-1996. Both her grandfathers Ralph Davison (SD Padres) and Dave Mardsen (LA Angels) were drafted and played in the minor leagues.
- » Majoring in Organizational Management & Leadership

CAREER HONORS

- » Pac-12 Freshman of the Week (May 8, 2023)
- » Pac-12 Player of the Week (May 8, 2023)
- » NFCA Scholar Athlete (2023)

2024 GAME-BY-GAME (UTAH)

Date	Opponent	Pos	AB	R	H	RBI	2B	3B	HR	BB	SB	CS	HBP	SAC	SF	GDP	K	PO	A	E	AVG
Feb 09	vs ARMY	*ss	2	0	1	1	0	0	0	2	1	0	0	0	0	0	1	1	2	0	.500
Feb 09	vs Missouri	*ss	2	0	1	1	0	0	0	0	0	0	0	1	0	0	1	0	0	1	.500
Feb 10	at Notre Dame	*ss	4	1	3	1	1	0	0	1	0	0	0	0	0	0	0	1	3	0	.625
Feb 10	vs NC Central	*ss	2	2	1	0	0	0	0	2	1	0	0	0	0	0	0	0	2	2	.600
Feb 11	vs IOWA	*ss	3	0	1	0	0	0	0	0	0	0	0	0	0	0	0	0	0	2	.538
Feb 15	vs SOUTH CAROLINA	*ss	2	0	0	0	0	0	0	0	0	0	0	0	0	0	0	1	1	0	.467
Feb 15	vs AUBURN	*ss	3	0	2	0	0	0	0	0	0	0	0	0	0	0	0	0	0	2	.500
Feb 17	vs MISS ST	*ss	3	0	1	1	0	0	0	0	0	0	0	0	0	0	0	1	2	1	.476
Feb 18	vs UCSD	*ss	4	0	1	1	1	0	0	0	0	0	0	0	0	0	0	0	0	1	.440
Feb 23	vs CSUN	*ss/dh	2	2	2	1	0	0	0	0	1	0	1	0	0	0	0	0	0	0	.481
Feb 23	vs USD	*ss	2	2	1	1	1	0	0	1	1	0	0	0	0	0	0	0	0	0	.483
Feb 24	vs Notre Dame	*ss	3	0	2	0	0	0	0	0	0	1	0	0	0	0	0	0	3	1	.500
Feb 24	vs Wisconsin	*ss	4	0	0	0	0	0	0	0	0	0	0	0	0	0	0	0	3	1	.444
Feb 25	vs Nebraska	*ss/3b	2	1	0	0	0	0	0	1	0	0	0	1	0	0	1	0	2	0	.421
Mar 02	vs Wisconsin	*ss	4	1	0	0	0	0	0	0	0	0	0	0	0	0	0	3	0	2	.381
Mar 02	vs Wisconsin	*3b	1	0	0	0	0	0	0	0	0	0	0	0	0	0	0	1	0	0	.372
Mar 06	at San Diego State	*3b	3	1	1	2	0	0	1	0	0	0	0	0	0	0	0	1	1	1	.370
Mar 08	at UCLA	*3b	2	0	0	0	0	0	0	0	0	0	0	0	0	0	0	2	1	3	.354
Mar 09	at UCLA	*3b	2	0	0	0	0	0	0	0	0	0	0	0	0	0	0	0	0	1	.340
Mar 10	at UCLA	*3b	2	0	0	0	0	0	0	0	0	0	0	0	0	0	0	0	0	1	.327
Mar 15	OREGON	*3b	2	0	0	0	0	0	0	0	0	0	0	0	0	0	0	1	0	0	.315
Mar 16	OREGON	*ss	2	1	0	0	0	0	0	1	0	0	0	0	0	0	0	0	0	2	.304
Mar 17	OREGON	*ss	3	1	1	1	0	0	1	0	0	0	0	0	0	0	0	2	0	3	.305
Mar 24	at Stanford	pr	0	0	0	0	0	0	0	0	0	0	0	0	0	0	0	0	0	0	.305
Mar 29	CALIFORNIA	pr	0	0	0	0	0	0	0	0	0	0	0	0	0	0	0	0	0	0	.305
Apr 05	ARIZONA-2	pr	0	0	0	0	0	0	0	0	0	0	0	0	0	0	0	0	0	0	.305
Apr 07	ARIZONA	pr	0	0	0	0	0	0	0	0	0	0	0	0	0	0	0	0	0	0	.305
Apr 10	at Weber State	pr/ss	0	0	0	0	0	0	0	0	0	0	0	0	0	0	0	0	0	1	.305
Apr 14	at Arizona State	ph/3b	2	0	0	0	0	0	0	1	0	0	0	0	0	0	0	0	1	0	.295
Apr 21	IDAHO STATE-2	*3b	3	1	1	1	1	0	0	0	0	0	0	0	1	0	0	1	1	0	.297
Apr 27	at Oregon State	*3b	3	0	1	0	1	0	0	0	0	0	0	0	0	0	0	0	1	3	.299
Apr 28	at Oregon State	*3b	2	1	0	0	0	0	0	1	0	0	0	0	0	0	0	0	1	1	.290
May 03	WASHINGTON	*3b	2	1	0	0	0	0	0	1	0	0	0	0	0	0	0	0	1	2	.282
May 04	WASHINGTON	*3b	1	0	0	0	0	0	0	0	0	0	1	0	0	0	0	0	0	2	.278
May 09	vs Oregon	*3b	3	0	2	0	0	0	0	1	0	0	0	0	0	0	0	0	1	0	.293
May 10	at Stanford	3b	0	0	0	0	0	0	0	0	0	0	0	0	0	0	0	0	0	1	.293
May 11	vs UCLA	ph/3b	1	1	1	1	0	0	1	0	0	0	0	0	0	0	0	0	0	0	.303
Totals			29gs	76	16	23	12	5	0	3	11	5	1	2	2	1	0	19	19	40	6.303



SPENCER PRIGGE • Prig-EE

INF • L/R • 6-0 • Senior
Phoenix, Ariz. • Horizon HS

15

CAREER STATS

Year	Avg.	GP-GS	AB	R	H	2B	3B	HR	RBI	TB	SLG%	BB	HBP	SO	GDP	OBP	SF	SH	SB-ATT	PO	A	E	FLD%
2022	.189	21-21	37	5	7	1	0	2	7	14	.378	8	3	8	0	.375	0	4	0-0	18	27	4	.918
2023	.216	17-16	37	10	8	1	0	3	16	18	.486	7	0	16	0	.341	0	2	1-1	6	29	3	.921
2024	.083	21-17	36	4	3	1	0	0	2	4	.111	5	1	11	0	.214	0	1	0-0	18	33	1	.981
2025	.000	0-0	-	-	-	-	-	-	-	-	.000	-	-	-	-	.000	-	-	-	-	-	-	.000
TOTAL	.164	59-54	110	19	18	3	0	5	25	36	.327	20	4	35	0	.313	0	7	1-1	42	89	8	.942

2024 SEASON HIGHS

Category	No.	Opponent (Last)	Date
Hits	1	3x (Ole Miss)	5/3/24
Doubles	1	Omaha	2/8/24
Triples	-	-	-
Home Runs	-	-	-
RBI	1	2x (SEMO)	3/3/24
Runs	2	Ole Miss	5/3/24
Walks	1	Marshall	2/8/24
ABs	3	2x (Omaha)	2/18/24

CAREER HIGHS

Category	No.	Opponent (Last)	Date
Hits	2	UNLV	2/10/23
Doubles	1	3x (Marshall)	2/8/24
Triples	-	-	-
Home Runs	1	5x (Baylor)	2/12/23
RBI	3	3x (S. Utah)	2/10/23
Runs	2	5x (Ole Miss)	5/3/24
Walks	2	2x (Marshall)	2/8/24
ABs	4	Texas A&M	5/6/22

PLAYER PROFILE

- » One of two seniors, joining Raigan Kramer as the only two Razorback seniors to spend the entirety of their collegiate career at Arkansas.
- » Posted a .981 fielding percentage, committing just one error while registering 18 putouts and 33 assists
- » Started a career-high 21 games at shortstop as a freshman.
- » Sister Peyton played collegiately as an outfielder at Utah Valley from 2019-22.
- » Played at Horizon HS for head coach Jackie Cobur. Over her career she slashed .529/.638/.1187 with 99 hits, 99 runs, 95 RBIs, 16 doubles, seven triples and 31 home runs.
- » Earned all-region player of the year, first-team all-region and first-team all conference honors during her high school career.
- » When she first started T-ball, she threw left-handed, and her parents said it was difficult to watch and considered finding her a new sport to play.
- » Majoring in Environmental Science

CAREER HONORS

- » SEC Spring Academic Honor Roll (2024)
- » SEC Freshman of the Week (March 9, 2022)
- » 2021 PGF All-American (2021)
- » No. 21 Overall Player in FloSoftball recruit rankings (2021)

2024 GAME-BY-GAME

Date	Opponent	Pos	AB	R	H	RBI	2B	3B	HR	BB	SB	CS	HBP	SAC	SF	GDP	K	PO	A	E	AVG
Feb 08	vs Marshall	*ss	2	0	1	1	1	0	0	2	0	0	0	0	0	0	0	4	1	0	.500
Feb 08	at FAU	*ss	2	0	0	0	0	0	0	0	0	0	0	0	0	0	1	0	1	0	.250
Feb 10	vs Penn State	*ss	3	0	0	0	0	0	1	0	0	0	0	0	0	0	1	1	1	0	.143
Feb 16	vs Long Beach State	*ss	2	1	0	0	0	0	0	0	0	0	1	0	0	0	1	2	2	0	.111
Feb 18	vs Omaha	*ss	3	0	0	0	0	0	0	0	0	0	0	0	0	0	2	1	1	0	.083
Feb 23	UT ARLINGTON	*ss	1	0	0	0	0	0	0	0	0	0	0	0	0	0	1	0	1	0	.077
Mar 02	SOUTH DAKOTA ST	ss	0	0	0	0	0	0	0	0	0	0	0	0	0	0	0	0	0	0	.077
Mar 03	SE MISSOURI STATE	*ss	2	1	1	1	0	0	1	0	0	0	0	1	0	0	0	1	0	1	.133
Mar 16	at Auburn-2	ss	0	0	0	0	0	0	0	0	0	0	0	0	0	0	0	1	0	0	.133
Mar 18	at East Texas A&M	ss	0	0	0	0	0	0	0	0	0	0	0	0	0	0	0	0	1	0	.133
Mar 22	MISSISSIPPI STATE	*ss	2	0	0	0	0	0	0	0	0	0	0	0	0	0	1	0	4	0	.118
Mar 23	MISSISSIPPI STATE	ss	0	0	0	0	0	0	0	0	0	0	0	0	0	0	0	0	2	0	.118
Apr 07	MISSOURI	*ss	2	0	0	0	0	0	0	0	0	0	0	0	0	0	0	1	2	0	.105
Apr 12	at South Carolina	*ss	2	0	0	0	0	0	0	0	0	0	0	0	0	0	0	0	2	0	.095
Apr 13	at South Carolina	*ss	2	0	0	0	0	0	0	0	0	0	0	0	0	0	0	2	2	0	.087
May 03	OLE MISS-2	*ss	1	2	1	0	0	0	1	0	0	0	0	0	0	0	0	0	1	0	.125
May 04	OLE MISS	*ss	2	0	0	0	0	0	0	0	0	0	0	0	0	0	0	0	3	0	.115
May 09	vs Missouri	*ss	3	0	0	0	0	0	0	0	0	0	0	0	0	0	0	1	1	0	.103
May 17	SE MISSOURI STATE	*ss	3	0	0	0	0	0	0	0	0	0	0	0	0	0	0	0	1	1	.094
May 18	ARIZONA	*ss	2	0	0	0	0	0	0	0	0	0	0	0	0	0	0	1	2	3	.088
May 18	VILLANOVA	*ss	2	0	0	0	0	0	0	0	0	0	0	0	0	0	2	1	5	0	.083
Totals			17gs	36	4	3	2	1	0	5	0	0	1	1	0	0	11	18	33	1	.083



RAMSEY WALKER

OF • R/R • 5-7 • Freshman
Shreveport, La. • Calvary Baptist Academy

16

CAREER STATS

Year	Avg.	GP-GS	AB	R	H	2B	3B	HR	RBI	TB	SLG%	BB	HBP	SO	GDP	OBP	SF	SH	SB-ATT	PO	A	E	FLD%
2025	.000	0-0	-	-	-	-	-	-	-	-	.000	-	-	-	-	.000	-	-	0-0	-	-	-	.000
TOTAL	.000	0-0	-	-	-	-	-	-	-	-	.000	-	-	-	-	.000	-	-	0-0	-	-	-	.000

2024 SEASON HIGHS

Category	No.	Opponent (Last)	Date
Hits	-	-	-
Doubles	-	-	-
Triples	-	-	-
Home Runs	-	-	-
RBI	-	-	-
Runs	-	-	-
Walks	-	-	-
ABs	-	-	-

CAREER HIGHS

Category	No.	Opponent (Last)	Date
Hits	-	-	-
Doubles	-	-	-
Triples	-	-	-
Home Runs	-	-	-
RBI	-	-	-
Runs	-	-	-
Walks	-	-	-
ABs	-	-	-

PLAYER PROFILE

- » Prepped at Calvary Baptist Academy in Shreveport, La. where she helped lead the Lady Cavs' to four-straight 2A State Championships.
- » Named a MaxPreps All-American after batting .575 with 23 home runs, 68 RBI and 41 extra-base hits as a senior. Her 23 home runs led the state of Louisiana and ranked fifth nationally.
- » Registered a .500 batting average and .574 on-base percentage with 21 home runs, 55 RBI, 17 doubles and two triples as a junior in 2023.
- » Named a Top 100 Freshman by D1 Softball and appeared on the Softball America Freshman Watch List ahead of the 2025 Season.
- » Registered a .500 batting average and .574 on-base percentage with 21 home runs, 55 RBI, 17 doubles and two triples as a junior.
- » Goes by the nickname Rambo, which she acquired from her travel ball teammates and came from the popular action-movie series, starring Sylvester Stallone.
- » Father Clint Walker played baseball at Arkansas from 1994-1996.
- » Enjoys hunting in her free time.

CAREER HONORS

- » D1 Softball D100 Freshman (2025)
- » Softball America Freshman Watch List (2025)
- » Max Preps All-American (2024)
- » Louisiana State Player of the Year (2022, 2024)
- » No. 16 Overall Player in Class of 2024 (Extra Inning Softball)

GAME-BY-GAME

Date	Opponent	Pos	AB	R	H	RBI	2B	3B	HR	BB	SB	CS	HBP	SAC	SF	GDP	K	PO	A	E	AVG
-	-	-	-	-	-	-	-	-	-	-	-	-	-	-	-	-	-	0-0	-	0.00	-



KENNEDY MILLER

C • R/R • 5-8 • Sophomore
Georgetown, Texas • Georgetown HS

17

CAREER STATS

Year	Avg.	GP-GS	AB	R	H	2B	3B	HR	RBI	TB	SLG%	BB	HBP	SO	GDP	OBP	SF	SH	SB-ATT	PO	A	E	FLD%
2024	.331	52-52	136	23	45	5	2	8	36	78	.574	9	8	16	2	.400	2	0	2-2	276	33	1	.997
2025	.000	0-0	-	-	-	-	-	-	-	-	.000	-	-	-	-	.000	-	-	-	-	-	-	.000
TOTAL	.331	52-52	136	23	45	5	2	8	36	78	.574	9	8	16	2	.400	2	0	2-2	276	33	1	.997

CAREER HONORS

- » DI Softball Freshman All-American (2024)
- » Softball America Freshman All-American (2024)
- » NFCA First-Team All-South Region (2024)
- » Top 25 Finalist, Schutt Sports/NFCA Division I National Freshman of the Year finalist (2024)
- » SEC Freshman of the Week (March 19, 2024)
- » First-Year SEC Academic Honor Roll (2024)
- » No. 57 on Extra Inning Softball's Extra Elite 100 (2022)

2024 GAME-BY-GAME

Date	Opponent	Pos	AB	R	H	RBI	2B	3B	HR	BB	SB	CS	HBP	SAC	SF	GDP	K	PO	A	E	AVG
Feb 08	vs Marshall	*c	1	0	0	0	0	0	0	0	0	0	0	0	0	0	0	1	0	0	.000
Feb 08	at FAU	*c	1	0	0	1	0	0	0	0	0	1	0	0	0	0	0	5	1	0	.000
Feb 10	vs Penn State	*c	2	0	0	0	0	0	0	1	0	0	0	0	0	0	0	1	8	2	.000
Feb 16	vs Long Beach State	*c	3	0	1	0	0	0	0	0	0	0	0	0	0	0	0	9	1	0	.143
Feb 17	vs Omaha	*c	1	0	0	0	0	0	0	0	0	0	0	0	0	0	0	0	1	1	.125
Feb 17	at Arizona	*c	3	0	3	0	0	0	0	0	0	0	0	0	0	0	0	0	4	0	.364
Feb 18	vs Omaha	*c	3	0	1	0	0	0	0	0	0	0	0	0	0	0	0	1	0	7	.357
Feb 22	ILLINOIS STATE	*c	3	0	1	2	0	0	0	0	0	0	0	0	0	0	0	0	4	1	.353
Feb 23	UT ARLINGTON	*c	1	2	1	2	0	1	0	0	0	0	1	0	1	0	1	0	0	0	.389
Feb 23	WICHITA STATE	*c	3	0	2	0	0	0	0	0	0	0	0	0	0	0	0	1	8	0	.429
Feb 24	ILLINOIS STATE	*c	2	1	0	1	0	0	0	0	0	0	1	0	0	0	0	0	11	0	.391
Feb 24	WICHITA STATE	*c	3	2	2	1	0	0	0	0	0	0	0	0	0	0	0	0	5	0	.423
Feb 25	UT ARLINGTON	*c	2	1	2	1	1	0	0	0	0	0	0	0	0	0	0	0	2	0	.464
Feb 29	SOUTH DAKOTA ST	*c	2	0	1	1	1	0	0	0	0	0	1	0	0	0	0	6	2	0	.467
Mar 01	SE MISSOURI STATE	*c	3	0	1	0	0	0	0	0	0	0	0	0	0	0	0	0	6	1	.455
Mar 01	FAU	*c	3	2	2	3	0	0	2	0	0	0	0	0	0	0	0	0	4	0	.472
Mar 02	SOUTH DAKOTA ST	*c	4	1	2	3	0	0	1	0	0	0	0	0	0	0	0	1	7	1	.475
Mar 03	SE MISSOURI STATE	*c	4	0	0	1	0	0	0	0	0	0	0	0	0	0	1	0	6	1	.432
Mar 08	SOUTH ALABAMA	*c	3	0	0	0	0	0	0	0	0	0	0	0	0	0	0	0	11	1	.404
Mar 09	UNI	*c	3	2	2	1	0	0	0	0	0	0	0	0	0	0	0	0	11	1	.420
Mar 09	SOUTH ALABAMA	*c	3	1	1	1	0	0	0	0	1	0	1	0	0	0	0	0	0	1	.415
Mar 10	UNI	*c	3	2	2	3	0	0	1	1	0	0	0	0	0	0	0	0	10	0	.429
Mar 16	at Auburn-1	*c	3	1	1	0	0	0	0	0	0	0	0	0	0	0	0	7	2	0	.424
Mar 16	at Auburn-2	*c	3	2	3	3	0	0	2	0	0	0	0	0	0	0	0	0	5	0	.452
Mar 17	at Auburn	*c	3	0	0	0	0	0	0	0	0	0	0	0	0	0	0	0	1	5	.431
Mar 18	at East Texas A&M	*c	2	1	2	1	0	0	0	0	0	0	0	0	0	0	0	0	1	0	.448
Mar 22	MISSISSIPPI STATE	*c	2	0	0	0	0	0	0	0	0	0	1	0	0	0	0	0	6	0	.435
Mar 23	MISSISSIPPI STATE	*c	2	0	2	1	2	0	0	0	0	1	0	0	0	0	0	0	3	0	.451
Mar 24	MISSISSIPPI STATE	*c	2	0	1	0	0	0	0	1	0	0	0	0	0	0	0	0	2	1	.452
Mar 30	at Georgia	*c	3	0	1	0	0	0	0	0	0	0	0	0	0	0	0	1	5	1	.447
Mar 31	at Georgia	*c	3	0	0	0	0	0	0	0	0	0	0	0	0	0	0	0	1	2	.430
Apr 01	at Georgia	*c	3	1	0	1	0	0	0	0	0	0	1	0	0	0	0	2	7	0	.415
Apr 05	MISSOURI	*c	3	0	0	0	0	0	0	0	0	0	0	0	0	0	0	0	1	7	.400
Apr 06	MISSOURI	*c	2	0	0	0	0	0	0	0	0	0	0	0	0	0	0	0	6	0	.391
Apr 07	MISSOURI	*c	2	0	0	0	0	0	0	1	0	0	0	0	0	0	0	0	7	0	.382
Apr 12	at South Carolina	*c	3	0	0	0	0	0	0	0	0	0	0	0	0	0	0	0	7	0	.370
Apr 13	at South Carolina	*c	3	0	2	1	0	0	0	0	0	0	0	0	0	0	0	0	4	1	.379
Apr 14	at South Carolina	*c	3	0	1	0	0	1	0	0	0	0	0	0	0	0	0	0	6	0	.378
Apr 19	ALABAMA	*c	4	0	0	0	0	0	0	0	0	0	0	0	0	0	0	0	4	1	.363
Apr 20	ALABAMA	*c	3	0	2	0	0	0	0	0	0	0	0	0	0	0	0	0	8	0	.371
Apr 21	ALABAMA	*c	2	1	1	0	0	0	0	1	1	0	0	0	0	0	0	0	3	2	.374
Apr 26	at LSU	*c	4	0	1	0	0	0	0	0	0	0	0	0	0	0	0	1	1	0	.369
Apr 27	at LSU	*c	3	0	2	2	1	0	0	0	0	0	0	0	0	0	0	0	2	0	.377
Apr 28	at LSU	*c	3	0	0	0	0	0	0	0	0	0	0	0	0	0	0	2	2	0	.368
Apr 30	at Central Arkansas	*c	2	2	1	3	0	0	1	2	0	0	0	0	0	0	0	0	9	0	.370
May 03	OLE MISS-1	*c	3	0	0	0	0	0	0	0	0	0	0	0	0	0	0	0	5	1	.361
May 03	OLE MISS-2	*c	1	0	0	1	0	0	0	0	0	0	0	0	1	0	0	0	4	0	.358
May 04	OLE MISS	*c	3	1	1	1	0	0	1	0	0	0	0	0	0	0	0	0	4	1	.357
May 09	vs Missouri	*c	3	0	0	0	0	0	0	0	0	0	0	0	0	0	0	0	1	9	.349
May 17	SE MISSOURI STATE	*c	1	0	0	1	0	0	0	2	0	0	0	0	0	0	0	1	4	2	.346
May 18	ARIZONA	*c	3	0	0	0	0	0	0	0	0	0	0	0	0	0	0	2	4	3	.338
May 18	VILLANOVA	*c	3	0	0	0	0	0	0	0	0	0	0	0	0	0	0	0	5	1	.331
Totals			52gs	136	23	45	5	2	8	9	2	0	8	0	2	2	16	276	33	1	.331

2024 SEASON HIGHS


Category	No.	Opponent (Last)	Date
Hits	3	2x (Auburn)	3/16/24
Doubles	2	Miss. State	3/23/24
Triples	1	2x (South Carolina)	4/14/24
Home Runs	2	2x (Auburn)	3/16/24
RBI	3	5x (UCA)	4/30/24
Runs	2	7x (UCA)	4/30/24
Walks	2	UCA	4/30/24
ABs	4	4x (LSU)	4/26/24

CAREER HIGHS

Category	No.	Opponent (Last)	Date
Hits	3	2x (Auburn)	3/16/24
Doubles	2	Miss. State	3/23/24
Triples	1	2x (South Carolina)	4/14/24
Home Runs	2	2x (Auburn)	3/16/24
RBI	3	5x (UCA)	4/30/24
Runs	2	7x (UCA)	4/30/24
Walks	2	UCA	4/30/24
ABs	4	4x (LSU)	4/26/24

PLAYER PROFILE

- » Earned DI Softball and Softball America Freshman All-America honors after batting .331 with 45 hits, eight home runs, five doubles, two triples, nine walks 36 RBI and 23 runs scored in 2024. She finished second on the team in batting average and fourth in home runs.
- » Is the all-time career leader in fielding percentage in Arkansas Softball history with a .997 fielding percentage in 310 chances.
- » Threw out five would-be basestealers in 2024.
- » Her eight home runs in 2024 were the most by a Razorback freshman since Kacie Hoffman hit eight in 2022.
- » Second catcher in program history from Georgetown, Texas, joining Taylor Ellsworth (2022) who she wears No. 17 in honor of and helped connect Miller with Arkansas during her recruitment. When she was a kid she took catching lessons from Ellsworth.
- » Led Georgetown High School to a Texas 5A runner-up finish as a junior in 2022 after slashing .422/.517/.989 and recorded 12 home runs, 35 runs scored and 40 RBI.
- » Majoring in Finance Real Estate



AVA CARTER

UTL • L/R • 5-6 • Freshman
Paragould, Ark. • Greene County Tech HS

21

CAREER STATS

Year	Avg.	GP-GS	AB	R	H	2B	3B	HR	RBI	TB	SLG%	BB	HBP	SO	GDP	OBP	SF	SH	SB-ATT	PO	A	E	FLD%
2025	.000	0-0	-	-	-	-	-	-	-	-	.000	-	-	-	-	.000	-	-	0-0	-	-	-	.000
TOTAL	.000	0-0	-	-	-	-	-	-	-	-	.000	-	-	-	-	.000	-	-	0-0	-	-	-	.000

CAREER HONORS

- » Jonesboro Sun Player of the Year (2022, 2023)
- » Arkansas 5A All-State (2021, 2022, 2023)

GAME-BY-GAME

Date	Opponent	Pos	AB	R	H	RBI	2B	3B	HR	BB	SB	CS	HBP	SAC	SF	GDP	K	PO	A	E	AVG	
-	-	-	-	-	-	-	-	-	-	-	-	-	-	-	-	-	-	-	-	-	-	.000

SEASON HIGHS

Category	No.	Opponent (Last)	Date
Hits	-	-	-
Doubles	-	-	-
Triples	-	-	-
Home Runs	-	-	-
RBI	-	-	-
Runs	-	-	-
Walks	-	-	-
ABs	-	-	-

CAREER HIGHS

Category	No.	Opponent (Last)	Date
Hits	-	-	-
Doubles	-	-	-
Triples	-	-	-
Home Runs	-	-	-
RBI	-	-	-
Runs	-	-	-
Walks	-	-	-
ABs	-	-	-

PLAYER PROFILE

- » Arrives at Arkansas from Greene County Tech High School where she was a three-time all-state selection and two-time Jonesboro Sun Player of the Year.
- » Hit .562 with six home runs and 33 RBI while posting a .638 on-base percentage during her junior campaign
- » Batted .536 with a .643 on-base percentage and a slugging percentage of .821 while smacking two home runs in 2022. Also had 33 runs batted in and 25 stolen bases as a sophomore.
- » Led her high school to state runner-up finishes in 2022-23.
- » Also played basketball in high school, averaging 7.2 points per game, 3.4 rebounds per game and 2.0 steals per game as a senior.



REAGAN JOHNSON

OF • L/R • 5-4 • Junior
Karnes City, Tex. • Karnes City HS

23

CAREER STATS

Year	Avg.	GP-GS	AB	R	H	2B	3B	HR	RBI	TB	SLG%	BB	HBP	SO	GDP	OBP	SF	SH	SB-ATT	PO	A	E	FLD%
2023	.378	59-59	209	47	79	3	4	0	20	90	.431	14	0	41	0	.415	1	1	18-18	86	4	3	.968
2024	.380	55-55	192	35	73	4	1	0	11	79	.411	15	1	19	0	.426	1	1	12-14	85	4	1	.989
2025	.000	0-0	-	-	-	-	-	-	-	-	.000	-	-	-	-	.000	-	-	-	-	-	-	.000
TOTAL	.379	114-114	401	82	152	7	5	0	31	169	.421	29	1	60	0	.420	2	2	30-32	171	8	4	.978

CAREER HONORS

- » First-Team All-SEC (2024)
- » First-Team NFCA All-South Region (2024)
- » SEC Spring Academic Honor Roll (2024)
- » NFCA All-South Region First Team (2023)
- » TUCCI/NFCA National Freshman of the Year Top 10 Finalist (2023)
- » D1 Softball Freshman All-American (2023)
- » All-SEC Second Team (2023)
- » SEC Freshman of the Week (April 25, 2023)

2024 GAME-BY-GAME

Date	Opponent	Pos	AB	R	H	RBI	2B	3B	HR	BB	SB	CS	HBP	SAC	SF	GDP	K	PO	A	E	AVG	
Feb 08	vs Marshall	*of	5	1	1	0	1	0	0	0	0	0	0	0	0	0	0	1	0	0	.200	
Feb 08	at FAU	*of	4	1	2	1	0	0	0	0	0	0	0	0	0	0	0	1	1	0	.333	
Feb 09	vs Ohio	*of	4	2	4	0	0	0	0	0	2	0	0	0	0	0	0	0	0	0	.538	
Feb 10	vs Michigan State	*of	4	0	1	0	0	0	0	0	0	0	0	0	0	0	0	1	1	0	.471	
Feb 10	vs Penn State	*of	3	1	2	0	0	0	0	1	1	0	0	0	0	0	0	1	0	0	.500	
Feb 16	vs Long Beach State	*of	4	1	0	0	0	0	0	0	0	0	0	0	0	0	0	0	0	0	.417	
Feb 16	at Arizona-1	*of	3	0	1	0	0	0	0	0	1	0	0	0	0	0	0	0	0	0	.407	
Feb 17	vs Omaha	*of	4	1	3	1	1	0	0	0	0	0	0	0	0	0	0	0	2	0	.452	
Feb 17	at Arizona	*of	4	1	2	0	0	0	0	0	1	0	0	0	0	0	0	1	6	0	.457	
Feb 18	vs Omaha	*of	4	1	2	0	0	0	0	0	1	0	0	0	0	0	0	0	1	0	.462	
Feb 22	ILLINOIS STATE	*of	4	1	2	0	0	0	0	0	0	0	0	0	0	0	0	0	1	0	.465	
Feb 23	UT ARLINGTON	*of	3	0	1	0	0	0	0	1	0	0	0	0	0	0	0	0	0	0	.457	
Feb 23	WICHITA STATE	*of	4	1	2	0	0	0	0	0	0	0	0	0	0	0	0	1	1	0	.460	
Feb 24	ILLINOIS STATE	*of	4	0	0	0	0	0	0	0	0	0	0	0	0	0	0	1	0	0	.426	
Feb 24	WICHITA STATE	*of	4	2	1	2	0	1	0	0	0	0	0	0	0	0	0	0	1	0	.414	
Feb 25	UT ARLINGTON	*of	2	1	2	0	0	0	0	1	0	0	0	0	0	0	0	4	0	0	.433	
Feb 29	SOUTH DAKOTA ST	*of	4	1	1	0	0	0	0	0	0	0	0	0	0	0	0	2	0	0	.422	
Mar 01	SE MISSOURI STATE	*of	3	1	1	1	1	0	0	0	0	0	0	0	0	0	0	1	0	0	.418	
Mar 01	FAU	*of	4	0	1	0	0	0	0	0	0	0	0	0	0	0	0	1	1	0	.408	
Mar 02	SOUTH DAKOTA ST	*of	3	0	1	0	0	0	0	1	1	0	0	0	0	0	0	1	1	0	.405	
Mar 03	SE MISSOURI STATE	*of	4	1	2	1	0	0	0	0	0	0	0	0	1	0	0	8	0	0	.410	
Mar 08	SOUTH ALABAMA	*of	4	1	2	0	0	0	0	0	0	0	0	0	0	0	0	1	2	0	.415	
Mar 09	UNI	*of	4	1	1	0	0	0	0	0	1	0	0	0	0	0	0	1	0	0	.407	
Mar 09	SOUTH ALABAMA	*of	3	1	1	0	0	0	0	1	1	0	0	0	0	0	0	1	0	0	.404	
Mar 10	UNI	*of	3	0	0	0	0	0	0	0	0	0	0	1	0	0	0	1	0	0	.391	
Mar 16	at Auburn-1	*of	4	1	2	0	0	0	0	0	0	0	0	0	0	0	0	1	2	0	.396	
Mar 16	at Auburn-2	*of	4	0	0	0	0	0	0	0	0	0	0	0	0	0	0	0	1	1	.380	
Mar 17	at Auburn	*of	3	0	1	0	0	0	0	0	0	0	0	0	0	0	0	0	0	0	.379	
Mar 18	at East Texas A&M	*of	3	2	3	0	0	0	0	0	1	0	0	0	0	0	0	2	0	0	.396	
Mar 22	MISSISSIPPI STATE	*of	3	1	1	0	0	0	0	0	0	0	0	0	0	0	0	0	1	1	.394	
Mar 23	MISSISSIPPI STATE	*of	3	0	0	0	0	0	0	0	0	0	0	0	0	0	1	3	0	0	.384	
Mar 24	MISSISSIPPI STATE	*of	4	1	2	0	0	0	0	0	0	0	0	0	0	0	0	3	0	0	.388	
Mar 30	at Georgia	*of	4	1	3	0	0	0	0	1	0	0	0	0	0	0	0	0	1	0	.400	
Mar 31	at Georgia	*of	4	0	1	1	0	0	0	0	0	0	0	0	0	0	0	4	0	0	.395	
Apr 01	at Georgia	*of	4	1	2	0	0	0	0	0	0	0	0	0	0	0	0	2	0	0	.398	
Apr 05	MISSOURI	*of	4	1	1	0	0	0	0	0	0	0	0	0	0	0	0	0	1	0	.394	
Apr 06	MISSOURI	*of	3	0	0	0	0	0	0	0	0	0	0	0	0	0	0	0	2	1	.385	
Apr 07	MISSOURI	*of	3	0	1	0	0	0	0	0	0	0	0	0	0	0	0	2	2	0	.384	
Apr 12	at South Carolina	*of	4	0	0	0	0	0	0	0	0	0	0	0	0	0	0	0	0	0	.373	
Apr 13	at South Carolina	*of	4	0	3	0	0	0	0	0	0	0	0	0	0	0	0	1	2	1	.384	
Apr 14	at South Carolina	*of	3	0	0	0	0	0	0	0	0	0	1	0	0	0	0	1	3	0	.376	
Apr 19	ALABAMA	*of	4	0	1	0	0	0	0	0	0	0	0	0	0	0	0	1	2	0	.373	
Apr 20	ALABAMA	*of	4	1	2	0	0	0	0	0	0	0	0	0	0	0	0	2	0	0	.376	
Apr 21	ALABAMA	*of	2	0	1	0	0	0	0	1	0	1	0	0	0	0	0	0	0	0	.377	
Apr 26	at LSU	*of	3	0	0	0	0	0	0	1	0	0	0	0	0	0	0	1	1	0	.370	
Apr 27	at LSU	*of	3	1	2	0	0	0	0	1	0	1	0	0	0	0	0	0	3	0	.376	
Apr 28	at LSU	*of	2	0	1	0	0	0	0	2	0	0	0	0	0	0	0	1	2	0	.377	
Apr 30	at Central Arkansas	*of	3	1	2	1	0	0	0	1	0	0	0	0	0	0	0	0	1	0	.382	
May 03	OLE MISS-1	*of	3	0	1	0	0	0	0	0	0	0	0	0	0	0	0	0	0	0	.382	
May 03	OLE MISS-2	*of	2	2	2	2	0	0	0	1	0	0	0	0	0	0	0	0	3	0	.389	
May 04	OLE MISS	*of	3	1	1	0	0	0	0	1	0	0	0	0	0	0	0	0	1	0	.388	
May 09	vs Missouri	*of	4	0	1	0	0	0	0	0	0	0	0	0	0	0	0	0	2	0	.385	
May 17	SE MISSOURI STATE	*of	3	1	2	1	1	0	0	1	1	0	0	0	0	0	0	0	1	1	.389	
May 18	ARIZONA	*of	3	0	0	0	0	0	0	1	0	0	0	0	0	0	0	0	1	0	.383	
May 18	VILLANOVA	*of	4	0	1	0	0	0	0	0	0	0	0	0	0	0	0	0	1	0	.380	
Totals			55gs	192	35	73	11	4	1	0	15	12	2	1	1	1	0	19	85	4	1	.380

2024 SEASON HIGHS

Category	No.	Opponent (Last)	Date
Hits	4	Ohio	2/9/24
Doubles	1	3x (SEMO)	3/1/24
Triples	1	Wichita State	2/24/24
Home Runs	-	-	-
RBI	2	2x (Ole Miss)	5/3/24
Runs	2	4x (Ole Miss)	5/3/24
Walks	2	LSU	4/28/24
ABs	5	Marshall	2/8/24

CAREER HIGHS

Category	No.	Opponent (Last)	Date
Hits	4	3x (Ohio)	2/9/24
Doubles	1	6x (SEMO)	3/1/24
Triples	1	5x (Wichita State)	2/24/24
Home Runs	-	-	-
RBI	2	8x (Ole Miss)	5/3/24
Runs	3	Mississippi State	4/1/23
Walks	2	4x (LSU)	4/28/24
ABs	5	6x (Marshall)	2/8/24
Stolen Bases	3	Drake	2/24/23

PLAYER PROFILE

- » All-time career leader in batting average at Arkansas with a .379 career average.
- » Only player in program history to register multiple 70+ hit seasons with 73 in 2024 and 79 in 2023.
- » One of six active DI players nationally to register 73+ hits in each of the last two seasons, D'Auna Jennings (Duke), Kendra Falby (Florida), Korbe Otis (Florida), Mia Scott (Texas) and Paige Rocha (SIU-Edwardsville).
- » Led the Razorbacks with 21 multi-hit games in 2024 while posting a .380 average with 73 hits, four doubles, a triple, 11 RBIm 35 runs scored and 79 total bases.
- » Went a perfect 109-109 on stolen base attempts in high school. As a junior at Falls City High School, she hit .606 with 42 RBIs, two home runs and 39 stolen bases while being named all-state and district defensive MVP.
- » Also participated in track in high school where she was one of the fastest athletes in the state of Texas. As a senior, she earned all-state recognition and was the 2022 Texas 2A State champion in the 300-meter hurdles, setting a new 2A record in 300-meter hurdles with a time of 43.70. She also was a two-time silver medalist in the 300m hurdles prior to her senior year



CAM HARRISON

RHP/UTL • R/R • 5-7 • Freshman
Katy, Texas • Katy HS

25

CAREER STATS

Year	Avg.	GP-GS	AB	R	H	2B	3B	HR	RBI	TB	SLG%	BB	HBP	SO	GDP	OBP	SF	SH	SB-ATT	PO	A	E	FLD%
2025	-	00-00	-	-	-	-	-	-	-	-	-	-	-	-	-	-	-	-	-	-	-	-	-
TOTAL	.000	00-00	-	-	-	-	-	-	-	-	-	-	-	-	-	-	-	-	-	-	-	-	-

Year	ERA	W-L	APP	GS	CG	SHO	SV	IP	H	R	ER	BB	SO	2B	3B	HR	BF	B.AVG	WP	HBP	BK	SF	SH
2025	0.00	0-0	-	-	-	-	-	-	-	-	-	-	-	-	-	-	-	-	-	-	-	-	-
TOTAL	0.00	0-0	-	-	-	-	-	-	-	-	-	-	-	-	-	-	-	-	-	-	-	-	-

SEASON HIGHS (PITCHING)

Category	No.	Opponent (Last)	Date
Innings	0.0	-	-
Longest Start	0.0	-	-
Shortest Start	0.0	-	-
Longest Relief	0.0	-	-
Hits	-	-	-
Runs	-	-	-
Earned Runs	-	-	-
Walks	-	-	-
Strikeouts	-	-	-
Pitches	-	-	-

CAREER HIGHS (PITCHING)

Category	No.	Opponent (Last)	Date
Innings	0.0	-	-
Longest Start	0.0	-	-
Shortest Start	0.0	-	-
Longest Relief	0.0	-	-
Hits	-	-	-
Runs	-	-	-
Earned Runs	-	-	-
Walks	-	-	-
Strikeouts	-	-	-
Pitches	-	-	-

SEASON HIGHS (HITTING)

Category	No.	Opponent (Last)	Date
Hits	-	-	-
Doubles	-	-	-
Triples	-	-	-
Home Runs	-	-	-
RBI	-	-	-
Runs	-	-	-
Walks	-	-	-
ABs	-	-	-

CAREER HIGHS (HITTING)

Category	No.	Opponent (Last)	Date
Hits	-	-	-
Doubles	-	-	-
Triples	-	-	-
Home Runs	-	-	-
RBI	-	-	-
Runs	-	-	-
Walks	-	-	-
ABs	-	-	-

CAREER HONORS

- » D1 Softball D100 Freshman (2025)
- » Softball America Freshman Watch List (2025)
- » Texas Gatorade Player of the Year (2024)
- » United States 18-U team member (2024)
- » No. 6 Overall Player in Extra Innings Softball Player Rankings (2024)
- » All-Greater Houston Pitcher of the Year (2024)
- » Max Preps All-American (2024)
- » District MVP (2022, 2023)
- » Majoring in Business

GAME-BY-GAME

Date	Opponent	Pos	AB	R	H	RBI	2B	3B	HR	BB	SB	CS	HBP	SAC	SF	GDP	K	PO	A	E	AVG	
-	-	-	-	-	-	-	-	-	-	-	-	-	-	-	-	-	-	-	-	-	-	.000

Date	Opponent	GS	IP	H	R	ER	BB	SO	2B	3B	HR	WP	BK	HBP	IBB	Score	W-L	Sv	ERA	NP
-	-	-	-	-	-	-	-	-	-	-	-	-	-	-	-	-	0-0	-	0.00	-



ATALYIA RIJO

INF • L/R • 5-7 • Junior

Horsehead, N.Y. • Corning-Painted Post HS

26

CAREER STATS

Year	Avg.	GP-GS	AB	R	H	2B	3B	HR	RBI	TB	SLG%	BB	HBP	SO	GDP	OBP	SF	SH	SB-ATT	PO	A	E	FLD%
2023	.203	56-55	133	24	27	6	0	5	24	48	.361	9	7	33	2	.285	2	3	0-0	63	115	11	.942
2024	.214	9-6	14	2	3	2	0	0	1	5	.357	1	1	3	0	.313	0	1	0-0	8	10	0	1.000
2025	.000	0-0	-	-	-	-	-	-	-	-	.000	-	-	-	-	.000	-	-	-	-	-	-	.000
TOTAL	.204	65-61	147	26	30	8	0	5	25	53	.361	10	8	36	2	.287	2	4	0-0	71	125	11	.947

CAREER HONORS

- » SEC Career Tour Participant (2024)
- » SEC Spring Academic Honor Roll (2024)
- » SEC Freshman of the Week (Feb. 13, 2023)

2024 GAME-BY-GAME

Date	Opponent	Pos	AB	R	H	RBI	2B	3B	HR	BB	SB	CS	HBP	SAC	SF	GDP	K	PO	A	E	AVG	
Feb 16	at Arizona-I	pr	0	0	0	0	0	0	0	0	0	0	0	0	0	0	0	0	0	0	0	.000
Feb 17	at Arizona	pr	0	0	0	0	0	0	0	0	0	0	0	0	0	0	0	0	0	0	0	.000
Mar 01	SE MISSOURI STATE	*ss	2	1	1	0	1	0	0	0	0	0	0	0	0	0	0	0	0	2	0	.500
Mar 01	FAU	*ss	3	0	0	0	0	0	0	0	0	0	0	0	0	0	0	1	2	2	0	.200
Mar 02	SOUTH DAKOTA ST	ss	1	0	0	0	0	0	0	0	0	0	0	0	0	0	0	1	0	0	0	.167
Mar 08	SOUTH ALABAMA	*ss	3	0	2	0	1	0	0	0	0	0	0	0	0	0	0	0	2	1	0	.333
Mar 09	UNI	*ss	1	0	0	0	0	0	0	0	0	0	1	1	0	0	0	0	1	2	0	.300
Mar 09	SOUTH ALABAMA	*ss	2	1	0	0	0	0	0	1	0	0	0	0	0	0	0	0	2	2	0	.250
Mar 10	UNI	*ss	2	0	0	1	0	0	0	0	0	0	0	0	0	0	0	1	1	1	0	.214
Totals		6gs	14	2	3	1	2	0	0	1	0	0	1	1	0	0	3	8	10	0	.214	

2024 SEASON HIGHS

Category	No.	Opponent (Last)	Date
Hits	2	South Alabama	3/8/24
Doubles	1	2x (South Alabama)	3/8/24
Triples	-	-	-
Home Runs	-	-	-
RBI	1	Northern Iowa	3/10/24
Runs	1	2x (South Alabama)	3/9/24
Walks	1	South Alabama	3/9/24
ABs	3	2x (South Alabama)	3/8/24

CAREER HIGHS

Category	No.	Opponent (Last)	Date
Hits	3	Baylor	2/12/23
Doubles	1	8x (South Alabama)	3/8/24
Triples	-	-	-
Home Runs	1	5x (Missouri)	5/7/23
RBI	4	Missouri	5/7/23
Runs	2	3x (TAM-C)	4/18/23
Walks	2	2x (Baylor)	2/12/23
ABs	4	Baylor	2/12/23

PLAYER PROFILE

- » Was granted a medical redshirt after missing most of the 2024 season due to a shoulder injury. Will have three years of eligibility remaining entering the 2025 season.
- » Went 2-3 with a double against South Alabama on March 8, 2024 during one of her nine appearances in 2024.
- » Was granted a medical redshirt after missing most of the 2024 season due to a shoulder injury. Will have three years of eligibility remaining entering the 2025 season.
- » Second player in program history from New York joining Maddie Reese (2012) as the only other Hog from the Empire State.
- » Father Fernando Rijo signed with the LA Dodgers in 1995 at the age of 15 and pitched 11 seasons in professional baseball making it as high as AAA. Her cousin is 1990 World Series MVP Jose Rijo. Her mother Audrey was a three-sport athlete who played D1 softball at Albany and UNC-Wilmington.
- » Prepped at Corning-Painted Post High School where she won a state championship and 2019. Also played varsity softball starting in eighth grade.



CARLEE RATCLIFF

UTL • R/R • 5-5 • Senior
New Boston, Texas • Texas (New Boston HS)

28

CAREER STATS

Year	Avg.	GP-GS	AB	R	H	2B	3B	HR	RBI	TB	SLG%	BB	HBP	SO	GDP	OBP	SF	SH	SB-ATT	PO	A	E	FLD%
2021	.222	16-0	9	5	2	0	0	0	0	2	.222	0	0	1	0	.222	0	0	0-1	1	0	0	1.000
2022	.000	0-0	-	-	-	-	-	-	-	-	.000	-	-	-	-	.000	-	-	-	-	-	-	.000
2024	.200	11-1	10	3	2	1	0	1	2	6	.600	0	3	3	0	.385	0	0	0-0	0	0	0	.000
2025	.000	0-0	-	-	-	-	-	-	-	-	.000	-	-	-	-	.000	-	-	-	-	-	-	.000
TOTAL	.211	27-1	19	8	4	1	0	1	2	8	.421	0	3	4	0	.318	0	0	0-1	1	0	0	1.000

2024 SEASON HIGHS

Category	No.	Opponent (Last)	Date
Hits	1	2x (Auburn)	3/16/24
Doubles	1	Miss. State	3/23/24
Triples	-	-	-
Home Runs	1	UT-Arlington	2/25/24
RBI	2	UT-Arlington	2/25/24
Runs	2	Miss. State	3/24/24
Walks	-	-	-
ABs	1	10x (South Carolina)	4/14/24

CAREER HIGHS

Category	No.	Opponent (Last)	Date
Hits	1	4x (Missouri)	4/5/24
Doubles	1	Missouri	4/5/24
Triples	-	-	-
Home Runs	1	UT-Arlington	2/25/24
RBI	2	UT-Arlington	2/25/24
Runs	2	Miss. State	3/24/24
Walks	-	-	-
ABs	2	Lamar	2/26/21

PLAYER PROFILE


- » Began her collegiate career at Texas in 2021 before transferring to Arkansas as a student in 2023 and walking on the softball team in 2024.
- » Saw action in 11 games while making one start during her first year on The Hill in 2024.
- » Recorded first career home run, courtesy of a two-run shot during the fourth inning of a 10-0 win over UT Arlington on Feb. 25, 2024.
- » Starred in softball, basketball and volleyball at New Boston High School. Batted .525 with 15 doubles, five triples, 12 HR and 53 RBI as a junior in 2020. Earned all-district nods in 2018 and 2019 in both volleyball and basketball.
- » Was roommates and teammates with current Razorback Courtney Day while at Texas.
- » One of three transfers in program history that started their careers at Texas, joining Taylor Ellsworth (2022) and Courtney Day (2025).
- » Played travel ball for the Texas Bombers-NTX.
- » Is a senior but has an additional year of eligibility after sitting out during the 2023 season.

CAREER HONORS

- » No. 141 Extra Innings Softball Extra Elite Player Rankings (2020)
- » Bowie County Citizens Tribune Female Athlete of the Year (2019)

2024 GAME-BY-GAME

Date	Opponent	Pos	AB	R	H	RBI	2B	3B	HR	BB	SB	CS	HBP	SAC	SF	GDP	K	PO	A	E	AVG
Feb 09	vs Ohio	ph	1	0	0	0	0	0	0	0	0	0	0	0	0	0	1	0	0	0	.000
Feb 25	UT ARLINGTON	ph	1	1	1	2	0	0	1	0	0	0	0	0	0	0	0	0	0	0	.500
Mar 02	SOUTH DAKOTA ST	ph	1	0	0	0	0	0	0	0	0	0	0	0	0	0	0	0	0	0	.333
Mar 09	SOUTH ALABAMA	ph	1	0	0	0	0	0	0	0	0	0	0	0	0	0	0	0	0	0	.250
Mar 10	UNI	ph	1	0	0	0	0	0	0	0	0	0	0	0	0	0	0	0	0	0	.200
Mar 18	at East Texas A&M	ph	1	0	0	0	0	0	0	0	0	0	0	0	0	0	0	0	0	0	.167
Mar 24	MISSISSIPPI STATE	*dh	1	2	0	0	0	0	0	0	0	0	2	0	0	0	1	0	0	0	.143
Apr 01	at Georgia	ph	0	0	0	0	0	0	0	0	0	0	1	0	0	0	0	0	0	0	.143
Apr 05	MISSOURI	ph	1	0	1	0	1	0	0	0	0	0	0	0	0	0	0	0	0	0	.250
Apr 12	at South Carolina	ph	1	0	0	0	0	0	0	0	0	0	0	0	0	0	0	0	0	0	.222
Apr 14	at South Carolina	ph	1	0	0	0	0	0	0	0	0	0	0	0	0	0	0	1	0	0	.200
Totals		igs	10	3	2	2	1	0	1	0	0	0	3	0	0	0	3	0	0	0	0.200



JAYDEN RAMOS

UTL • R/R • 5-10 • Freshman
Fresno, Calif. • Central HS

34

CAREER STATS

Year	Avg.	GP-GS	AB	R	H	2B	3B	HR	RBI	TB	SLG%	BB	HBP	SO	GDP	OBP	SF	SH	SB-ATT	PO	A	E	FLD%
2025	.000	0-0	-	-	-	-	-	-	-	-	.000	-	-	-	-	.000	-	-	0-0	-	-	-	.000
TOTAL	.000	0-0	-	-	-	-	-	-	-	-	.000	-	-	-	-	.000	-	-	0-0	-	-	-	.000

SEASON HIGHS

Category	No.	Opponent (Last)	Date
Hits	-	-	-
Doubles	-	-	-
Triples	-	-	-
Home Runs	-	-	-
RBI	-	-	-
Runs	-	-	-
Walks	-	-	-
ABs	-	-	-

CAREER HIGHS

Category	No.	Opponent (Last)	Date
Hits	-	-	-
Doubles	-	-	-
Triples	-	-	-
Home Runs	-	-	-
RBI	-	-	-
Runs	-	-	-
Walks	-	-	-
ABs	-	-	-

PLAYER PROFILE

- » Prepped at Central High School in Fresno, Calif. atted .409 during her high school career with 135 hits, 54 runs scored, 41 doubles, two triples and 22 home runs.
- » Named Fresno Bee Player of the Year after posting a .469 batting average, 38 RBI, nine doubles and seven home runs as a senior
- » Hit .447 with 34 hits, 19 RBI and six home runs en route to being named all-league and league offensive player of the year during her junior season.
- » Batted .370 with eight doubles, a triple and five home runs as a sophomore while driving in a career-best 33 runs.
- » Posted a .358 batting average with 29 hits, 25 RBI, 13 doubles and four home runs as a freshman.
- » Also pitched during her high school career, registering a 3.41 ERA in 37.0 innings pitched with three complete games and 42 strikeouts.
- » Majoring in Exercise Science

CAREER HONORS

- » Fresno Bee Player of the Year (2024)

GAME-BY-GAME

Date	Opponent	Pos	AB	R	H	RBI	2B	3B	HR	BB	SB	CS	HBP	SAC	SF	GDP	K	PO	A	E	AVG	
-	-	-	-	-	-	-	-	-	-	-	-	-	-	-	-	-	-	-	-	-	-	.000



JAYDEN WELLS

UTL • R/R • 5-6 • Sophomore
Paris, Ark. • Paris HS

45

CAREER STATS

Year	Avg.	GP-GS	AB	R	H	2B	3B	HR	RBI	TB	SLG%	BB	HBP	SO	GDP	OBP	SF	SH	SB-ATT	PO	A	E	FLD%
2024	.000	2-0	1	1	0	0	0	0	0	0	.000	0	0	0	0	.000	0	0	1-1	0	0	0	.000
2025	.000	0-0	-	-	-	-	-	-	-	-	.000	-	-	-	-	.000	-	-	-	-	-	-	.000
TOTAL	.000	2-0	1	1	0	0	0	0	0	0	.000	0	0	0	0	.000	0	0	1-1	0	0	0	1.000

SEASON HIGHS (HITTING)

Category	No.	Opponent (Last)	Date
Hits	-	-	-
Doubles	-	-	-
Triples	-	-	-
Home Runs	-	-	-
RBI	-	-	-
Runs	1	-	-
Walks	-	-	-
ABs	1	-	-

CAREER HIGHS (HITTING)

Category	No.	Opponent (Last)	Date
Hits	-	-	-
Doubles	-	-	-
Triples	-	-	-
Home Runs	-	-	-
RBI	-	-	-
Runs	1	-	-
Walks	-	-	-
ABs	1	-	-

PLAYER PROFILE

- » Appeared in two games during her freshman campaign, scoring a run and stealing a base as a pinch-runner in a 9-0 win over UT Arlington (Feb. 23). She recorded first collegiate at-bat in an 8-0 win at Texas A&M-Corpus Christi (March 18)
- » Checked in at No. 27 in the Extra Inning Softball 2023 Extra Elite 100.
- » Prepped at Paris High School in Paris, Ark., where she helped lead the Eagles to a state semifinal in 2021.
- » Hit an astronomical .475 as a junior in high school, registering a .597 on-base percentage, .983 slugging percentage and 1.580 OPS while garnering honorable mention all-state honors
- » Named District Offensive MVP and was a Gold Glove honoree as a sophomore at Paris in 2021.
- » Majoring in Recreation and Sport Management

CAREER HONORS

- » No. 27 Extra Innings Softball Extra Elite 100 Player Rankings (2023)
- » Honorable Mention All-State (2022)
- » District Offensive MVP (2021)

2024 GAME-BY-GAME

Date	Opponent	Pos	AB	R	H	RBI	2B	3B	HR	BB	SB	CS	HBP	SAC	SF	GDP	K	PO	A	E	AVG	
Feb 23	UT ARLINGTON	pr	0	1	0	0	0	0	0	0	1	0	0	0	0	0	0	0	0	0	0	.000
Mar 18	at East Texas A&M	ph	1	0	0	0	0	0	0	0	0	0	0	0	0	0	0	0	0	0	0	.000
Totals		Ogs	1	1	0	0	0	0	0	0	1	0	0	0	0	0	0	0	0	0	0	0.000



KAILEY WYCKOFF • Why-KOFF

UTL • L/L • 5-7 • Junior
 Katy, Texas • Texas Tech (Katy HS)

46

CAREER STATS

Year	Avg.	GP-GS	AB	R	H	2B	3B	HR	RBI	TB	SLG%	BB	HBP	SO	GDP	OBP	SF	SH	SB-ATT	PO	A	E	FLD%
2023	.393	52-46	150	40	59	15	5	9	31	111	.740	12	4	16	0	.452	0	1	1-2	169	11	1	.994
2024	.407	50-49	145	37	59	12	2	7	35	96	.662	18	4	12	0	.482	1	1	3-3	126	2	3	.977
2025	.000	0-0	-	-	-	-	-	-	-	-	.000	-	-	-	-	.000	-	-	0-0	-	-	-	.000
TOTAL	.400	102-95	295	77	118	27	7	16	66	207	.702	30	8	28	0	.467	1	2	4-5	295	13	4	.987

2024 SEASON HIGHS

Category	No.	Opponent (Last)	Date
Hits	3	4x (Abilene Christian)	4/3/24
Doubles	1	12x (Texas)	5/4/24
Triples	1	2x (Kansas)	4/14/24
Home Runs	2	Iowa State	5/8/24
RBI's	4	2x (Iowa State)	5/8/24
Runs	3	2x (Iowa State)	5/8/24
Walks	2	4x (Baylor)	4/7/24
ABs	5	Kansas	4/13/24

CAREER HIGHS

Category	No.	Opponent (Last)	Date
Hits	3	10x (Abilene Christian)	4/3/24
Doubles	2	North Dakota	3/4/23
Triples	1	6x (Kansas)	4/14/24
Home Runs	2	2x (Iowa State)	5/8/24
RBI's	4	2x (Iowa State)	5/8/24
Runs	3	2x (Iowa State)	5/8/24
Walks	2	7x (Baylor)	4/7/24
ABs	5	Kansas	4/13/24

PLAYER PROFILE

- » Transferred to Arkansas this offseason after spending the 2023-24 seasons at Texas Tech.
- » Has started 9+ games at five separate positions during her collegiate career (C, LF, RF, DP, 1B)
- » Enters the 2025 season with a career batting average of .400 ranks fourth among all players with multiple seasons of collegiate playing experience at the Power 4 level and 15th nationally among all Division I players.
- » Was named a Second-Team Preseason All-American at the utility position by D1 Softball.
- » Attended Katy High School, where she was part of a 6A Texas State Championship team in 2019 and was teammates with Cam Harrison and Ashtyn Reichardt her final two seasons. Played under former Kansas (1988-1995) and Alabama coach (1996-1998) Kalum Haack at Katy.
- » Also participated in volleyball in high school and FFA (Future Farmers of America), earning Reserve Grand Champion Chickens. Helped lead Katy to a 6A regional final appearance in volleyball in 2020 and 2021.
- » Has a dog named Beau Beau
- » Wears No. 46 in honor of her grandmother's birthyear (1946)

CAREER HONORS

- » D1 Softball Second-Team Preseason All-America (2025)
- » D1 Softball Top 100 Players (2025)
- » Softball America Top 100 Players (2025)
- » Academic All-Big 12 First Team (2024)
- » All-Big 12 First Team (2024)
- » Big 12 Freshman of the Year (2023)
- » All-Big 12 Second Team (2023)
- » NFCA Third Team All-Region (2023)
- » D1 Softball Freshman All-American (2023)
- » NFCA/TUCCI Freshman of the Year Top-25 Finalist (2023)
- » District 19-6A Most Valuable Player (2021)

2024 GAME-BY-GAME (TEXAS TECH)

Date	Opponent	Pos	AB	R	H	RBI	2B	3B	HR	BB	SB	CS	HBP	SAC	SF	GDP	K	PO	A	E	AVG	
Feb 09	at Florida A&M-1	*of/c	4	1	1	0	0	0	0	0	0	0	0	0	0	0	2	0	0	0	.250	
Feb 09	at Florida A&M-2	*c	4	1	1	1	0	0	0	1	0	0	0	0	0	0	0	3	0	0	.250	
Feb 10	vs Charlotte	*c	3	0	0	0	0	0	0	0	0	0	0	0	0	0	0	7	1	0	.182	
Feb 10	at Florida State	c	2	1	1	0	0	0	0	0	0	0	0	0	0	0	0	2	0	0	.231	
Feb 11	vs Charlotte	*of/lb	2	0	1	1	1	0	0	0	0	0	0	1	0	0	0	4	0	0	.267	
Feb 16	vs Sam Houston	*c	2	0	0	0	0	0	1	0	0	0	0	0	0	0	0	6	0	0	.235	
Feb 17	at Tulsa	*dh	2	0	0	0	0	0	0	1	0	0	0	0	0	0	1	0	0	0	.211	
Feb 17	at Texas State	*of/dh	3	1	1	1	1	0	0	0	0	0	0	0	0	0	0	0	0	0	.227	
Feb 18	vs Northern Colorado	*c	4	2	2	1	0	0	0	0	1	0	0	0	0	0	0	5	0	0	.269	
Feb 18	at Texas State	*dh	3	0	0	0	0	0	0	0	0	0	0	0	0	0	1	0	0	0	.241	
Feb 23	vs SFA	*of	3	0	2	0	0	0	0	0	0	0	0	0	0	0	0	1	0	0	.281	
Feb 23	vs Minnesota	*c/of	4	0	0	0	0	0	0	0	0	0	0	0	0	0	0	7	0	0	.250	
Feb 24	vs Minnesota	*c	3	1	1	1	0	0	0	0	0	0	0	0	0	0	0	1	0	0	.256	
Feb 24	at UNT	*dh	4	0	2	2	0	0	0	0	0	0	0	0	0	0	0	0	0	0	.279	
Feb 25	at UNT	*c/dh	2	2	2	1	1	0	0	2	0	0	0	0	0	0	0	0	0	0	.311	
Feb 28	at New Mexico	*dh	3	0	1	0	0	1	0	1	0	0	0	0	0	0	0	0	0	0	.312	
Mar 01	MERRIMACK COLLEGE	*c/dh	3	0	1	0	0	0	0	0	0	0	0	0	0	0	0	0	0	0	.314	
Mar 01	UTEP	*dh	3	0	2	0	1	0	0	0	0	0	0	0	0	0	0	0	0	0	.333	
Mar 02	MERRIMACK COLLEGE	*c/dh	3	2	0	0	0	0	0	0	0	0	0	0	0	0	0	3	0	0	.316	
Mar 02	NEW MEXICO ST	*c/dh	3	1	1	0	1	0	0	0	0	0	0	0	0	0	0	0	0	0	.317	
Mar 03	NEW MEXICO ST	*c/dh	2	0	1	1	0	0	0	0	0	0	0	0	1	0	1	0	0	0	.323	
Mar 07	at BYU	*dh	4	1	3	0	1	0	0	0	0	0	0	0	0	0	0	0	0	0	.348	
Mar 08	at BYU	*c	4	2	3	1	0	0	0	0	0	0	0	0	0	0	1	4	0	0	.371	
Mar 09	at BYU	*c/dh	3	2	3	2	0	0	1	1	0	0	0	0	0	0	0	0	0	0	.397	
Mar 12	NEW MEXICO-1	*c/dh	1	1	1	0	0	0	0	2	0	0	0	0	0	0	0	0	0	0	.405	
Mar 12	NEW MEXICO-2	*c	4	1	2	4	0	0	1	0	0	0	0	0	0	0	0	5	0	0	.410	
Mar 15	OKLAHOMA	*c/dh	1	0	0	0	0	0	1	0	0	1	0	0	0	0	0	0	0	0	.405	
Mar 16	OKLAHOMA	*c	2	1	1	1	0	0	1	0	0	0	0	0	0	0	0	0	0	0	.407	
Mar 17	OKLAHOMA	*dh	3	0	1	1	0	0	0	0	0	0	0	0	0	0	0	0	0	0	.405	
Mar 28	UCF	*c/dh	3	2	2	1	0	0	1	0	0	0	0	0	0	0	0	1	0	0	.414	
Mar 29	UCF	*1b	4	0	3	3	1	0	0	1	0	0	0	0	0	0	1	13	0	0	.429	
Mar 30	UCF	*1b	3	1	1	3	0	0	1	0	0	0	0	0	0	0	1	9	0	2	.426	
Apr 03	at Abilene Christian	*of	3	3	3	1	0	0	1	1	0	0	0	0	0	0	0	1	0	0	.443	
Apr 5	at Baylor	*dh	2	1	1	1	1	0	0	2	0	0	0	0	0	0	0	0	0	0	.444	
Apr 6	at Baylor	*dh	3	0	1	0	1	0	0	0	0	0	0	0	0	0	0	0	0	0	.441	
Apr 7	at Baylor	*1b	1	0	0	0	0	0	0	2	0	0	0	0	0	0	0	5	0	0	.437	
Apr 12	KANSAS	*of	4	2	2	1	0	0	1	0	0	0	0	0	0	0	0	1	0	0	.439	
Apr 13	KANSAS	*of	5	1	1	0	1	0	0	0	0	0	1	0	0	0	1	1	0	0	.429	
Apr 14	KANSAS	*of	2	1	1	0	0	1	0	1	0	0	0	0	0	0	0	0	2	0	.430	
Apr 19	at Oklahoma State	*of	3	1	1	1	0	0	0	0	0	0	0	0	0	0	0	0	2	0	.427	
Apr 20	at Oklahoma State	*of	0	0	0	0	0	0	0	1	0	0	0	0	0	0	0	1	0	0	.427	
Apr 21	at Oklahoma State	*1b	4	0	1	0	0	0	0	0	0	0	0	0	0	0	0	4	1	0	.421	
Apr 26	at HOUSTON	*of/lb	4	0	2	1	0	0	0	0	0	0	0	0	0	0	0	14	0	0	.424	
Apr 27	at HOUSTON	*1b	3	0	0	0	0	0	0	0	0	0	0	0	0	0	0	1	9	0	.414	
Apr 28	at HOUSTON	*of/dh	4	0	1	0	0	0	0	0	0	0	0	0	0	0	0	1	0	0	.409	
May 03	TEXAS	*1b	2	0	0	0	0	0	0	0	0	0	0	0	0	0	0	6	0	0	.403	
May 04	TEXAS	*1b	2	0	1	0	1	0	0	0	0	0	0	0	0	0	0	6	0	1	.404	
May 05	TEXAS	*1b	2	1	1	0	0	0	0	0	0	0	1	0	0	0	0	4	0	0	.406	
May 08	vs. Iowa State	*dh	4	3	2	4	0	0	2	0	0	0	1	0	0	0	0	0	0	0	.411	
May 09	vs. Texas	*dh	3	1	1	0	0	0	0	0	0	0	0	0	0	0	0	0	0	0	.407	
Totals			49gs	145	37	59	35	12	2	7	18	3	0	4	1	1	0	12	126	2	3	.407



BRI ELLIS

1B • R/R • 5-10 • Senior

Houston, Texas • Auburn (Memorial HS)

77

CAREER STATS

Year	Avg.	GP-GS	AB	R	H	2B	3B	HR	RBI	TB	SLG%	BB	HBP	SO	GDP	OBP	SF	SH	SB-ATT	PO	A	E	FLD%
2022	.302	56-55	149	32	45	8	1	20	49	115	.772	13	7	23	0	.378	3	0	2-2	251	11	3	.989
2023	.275	62-62	153	27	42	8	0	14	47	92	.601	32	7	37	0	.415	3	0	2-2	264	12	3	.986
2024	.322	55-55	149	36	48	7	0	14	47	97	.651	30	5	24	0	.444	3	0	1-2	359	12	4	.989
2025	.000	0-0	-	-	-	-	-	-	-	-	.000	-	-	-	-	.000	-	-	-	-	-	-	.000
TOTAL	.299	173-172	451	95	135	23	1	48	143	123	.674	75	19	84	0	.413	9	0	5-6	871	43	16	.983

2024 SEASON HIGHS

Category	No.	Opponent (Last)	Date
Hits	3	South Alabama	3/9/24
Doubles	2	Marshall	2/8/24
Triples	-	-	-
Home Runs	2	Long Beach St.	2/16/24
RBI's	3	3x (Georgia)	3/30/24
Runs	2	7x (Auburn)	3/16/24
Walks	2	3x (Ole Miss)	5/3/24
ABs	4	5x (South Alabama)	3/10/24

CAREER HIGHS

Category	No.	Opponent (Last)	Date
Hits	3	4x (South Alabama)	3/9/24
Doubles	2	Marshall	2/8/24
Triples	1	Alabama State	4/27/22
Home Runs	2	3x (Long Beach St.)	2/16/24
RBI's	4	2x (CSU-Fullerton)	5/19/23
Runs	2	17x (Northern Iowa)	3/10/24
Walks	4	South Carolina	4/30/23
ABs	4	15x (South Alabama)	3/10/24

PLAYER PROFILE

- » Transferred to Arkansas after spending the 2022-23 seasons at Auburn.
- » Enters 2025 season with the second-most career home runs among active D1 players with 48 Trailing only Shaylon Govan of Baylor (50).
- » Led Arkansas in slugging percentage (.651), on-base percentage (.444), runs scored (36), home runs (14), RBI (47) and total bases (97) in 2024 while earning first-team SEC and NFCA All-Region honors and being named a Second-Team NFCA All-American in 2024. Also posted a career-best .322 batting average during her first season as a Razorback.
- » Became just the sixth Razorback since 2002 to record 10+ home runs, 30+ walks and 40+ RBI in a season in 2024 joining: Rylin Hedgecock (2023), Taylor Ellsworth (2022), Braxton Burnside (2021), Nicole Schroeder (2017) and Sandra Smith (2008).
- » Three-time SEC Player of the Week
- » Excels in the classroom earning SEC All-Academic honors in 2022, 2023 and 2024.
- » Father Ron played college football at Rice as an offensive lineman.

CAREER HONORS

- » Second-Team NFCA All-American (2024)
- » First-Team All-SEC (2024)
- » SEC All-Defensive Team (2024)
- » Softball America Top-100 Player (2024)
- » NFCA First-Team All-South Region (2024)
- » Jane B. Moore Memorial All-Tournament Team (2023)
- » Louisville Slugger/NFCA Player of the Week (Feb. 28, 2023)
- » Extra Innings Softball All-Freshman Team (2022)
- » Top 10 Finalist, Schutt Sports/NFCA Division I National Freshman of the Year (2022)
- » SEC Freshman of the Year (2022)
- » All-SEC Second Team (2022)

2024 GAME-BY-GAME

Date	Opponent	Pos	AB	R	H	RBI	2B	3B	HR	BB	SB	CS	HBP	SAC	SF	GDP	K	PO	A	E	AVG
Feb 08	vs Marshall	*1b	3	2	2	2	2	0	0	1	0	0	0	0	0	0	0	9	0	0	.667
Feb 08	at FAU	*1b	2	1	1	2	0	0	0	1	0	0	0	0	0	0	0	6	0	0	.600
Feb 09	vs Ohio	*1b	3	1	1	1	1	0	0	1	0	0	0	0	0	0	0	11	0	1	.500
Feb 10	vs Michigan State	*1b	3	0	1	2	0	0	0	0	0	0	1	0	0	0	0	8	0	0	.455
Feb 10	vs Penn State	*1b	3	0	0	0	0	0	0	0	0	0	1	0	0	0	1	8	0	0	.357
Feb 16	vs Long Beach State	*1b	2	2	2	3	0	0	2	2	0	0	0	0	0	0	0	7	1	0	.438
Feb 16	at Arizona-1	*1b	3	0	0	0	0	0	0	0	0	0	0	0	0	0	0	5	0	0	.368
Feb 17	vs Omaha	*1b	4	2	2	1	0	0	1	0	0	0	0	0	0	0	0	9	0	1	.391
Feb 17	at Arizona	*1b	4	0	0	0	0	0	0	0	0	0	0	0	0	0	0	5	0	0	.333
Feb 18	vs Omaha	*1b	2	1	1	1	0	0	0	0	0	0	0	1	0	0	0	6	0	0	.345
Feb 22	ILLINOIS STATE	*1b	3	1	1	1	1	0	0	1	0	0	0	0	0	0	0	9	0	0	.344
Feb 23	UT ARLINGTON	*1b	4	0	0	0	0	0	0	0	0	0	0	0	0	0	1	6	0	0	.306
Feb 23	WICHITA STATE	*1b	3	0	0	0	0	0	0	1	0	0	0	0	0	0	3	7	0	0	.282
Feb 24	ILLINOIS STATE	*1b	3	2	1	1	0	0	1	1	0	0	0	0	0	0	0	3	0	0	.286
Feb 24	WICHITA STATE	*1b	3	1	1	2	0	0	1	1	0	0	0	0	0	0	1	4	0	0	.289
Feb 25	UT ARLINGTON	*1b	2	1	0	0	0	0	0	1	0	0	0	0	0	0	0	2	0	0	.277
Feb 29	SOUTH DAKOTA ST	*1b	3	1	1	2	0	0	1	1	0	0	0	0	0	0	0	8	0	0	.280
Mar 01	SE MISSOURI STATE	*1b	3	0	1	2	0	0	0	0	0	0	0	0	0	0	0	10	0	0	.283
Mar 01	FAU	*1b/dh	2	1	1	1	0	0	1	0	0	0	0	0	0	0	1	2	0	1	.291
Mar 02	SOUTH DAKOTA ST	*1b	3	1	0	0	0	0	0	1	0	0	0	0	0	0	2	5	1	0	.276
Mar 03	SE MISSOURI STATE	*1b	4	0	2	1	0	0	0	0	0	0	0	0	0	0	0	3	0	0	.290
Mar 08	SOUTH ALABAMA	*1b	2	0	1	1	1	0	0	1	1	0	0	0	0	0	0	2	1	0	.297
Mar 09	UNI	*1b	2	1	1	2	0	0	1	0	0	0	0	0	1	0	0	9	0	0	.303
Mar 09	SOUTH ALABAMA	*1b	4	1	3	2	0	0	0	0	0	0	0	0	0	0	0	10	0	0	.329
Mar 10	UNI	*1b	3	2	2	1	0	0	0	1	0	0	0	0	0	0	0	3	0	0	.342
Mar 16	at Auburn-1	*1b	3	2	2	3	0	0	1	1	0	0	0	0	0	0	0	9	0	0	.355
Mar 16	at Auburn-2	*1b	2	2	1	1	0	0	1	1	0	0	0	0	0	0	0	7	0	0	.359
Mar 17	at Auburn	*1b	2	0	2	1	0	0	0	1	0	0	0	0	0	0	0	7	0	0	.375
Mar 18	at East Texas A&M	*1b	2	1	1	1	0	0	0	0	0	0	0	1	0	0	0	4	0	0	.378
Mar 22	MISSISSIPPI STATE	*1b	3	0	0	0	0	0	0	0	0	0	0	0	0	0	0	2	9	0	.365
Mar 23	MISSISSIPPI STATE	*1b	3	1	2	1	0	0	1	0	0	0	0	0	0	0	0	12	0	0	.375
Mar 24	MISSISSIPPI STATE	*1b	3	0	2	1	1	0	0	0	0	0	0	0	0	0	1	5	0	0	.385
Mar 30	at Georgia	*1b	3	1	1	3	0	0	1	0	0	0	0	0	0	0	0	8	0	0	.383
Mar 31	at Georgia	*1b	3	0	1	0	0	0	0	0	0	0	0	0	0	0	0	4	0	0	.381
Apr 01	at Georgia	*1b	3	1	1	1	0	0	0	1	0	0	0	0	0	0	0	3	0	0	.380
Apr 05	MISSOURI	*1b	3	1	1	2	0	0	1	0	0	0	0	0	0	0	0	2	8	0	.379
Apr 06	MISSOURI	*1b	3	1	1	0	0	0	0	0	0	0	0	0	0	0	1	3	0	0	.377
Apr 07	MISSOURI	*1b	2	0	0	0	0	0	0	1	0	0	0	0	0	0	0	9	0	0	.370
Apr 12	at South Carolina	*1b	1	1	0	0	0	0	0	2	0	0	0	0	0	0	1	4	2	0	.367
Apr 13	at South Carolina	*1b	3	0	1	0	0	0	0	0	0	1	0	0	0	0	1	6	0	0	.366
Apr 14	at South Carolina	*1b	3	0	0	0	0	0	0	0	0	0	0	0	0	0	0	3	0	0	.357
Apr 19	ALABAMA	*1b	4	0	1	0	0	0	0	0	0	0	0	0	0	0	0	14	1	0	.353
Apr 20	ALABAMA	*1b	3	0	0	0	0	0	0	0	0	0	0	0	0	0	0	2	0	0	.344
Apr 21	ALABAMA	*1b	3	1	1	2	0	0	1	0	0	0	0	0	0	0	0	1	5	0	.344
Apr 26	at LSU	*1b	3	1	2	0	0	0	0	0	0	0	1	0	0	0	0	8	2	0	.352
Apr 27	at LSU	*1b	3	1	0	0	0	0	0	1	0	0	0	0	0	0	1	9	0	0	.344
Apr 28	at LSU	*1b	2	0	0	0	0	0	0	1	0	0	0	0	0	0	0	10	1	0	.338
Apr 30	at Central Arkansas	*1b	2	0	0	1	0	0	0	1	0	0	1	0	0	0	0	4	0	0	.333
May 03	OLE MISS-1	*1b	2	0	0	0	0	0	0	1	0	0	0	0	0	0	0	12	1	0	.328
May 03	OLE MISS-2	*1b	1	1	1	2	0	0	0	2	0	0	0	0	0	0	0	3	0	0	.333
May 04	OLE MISS	*1b	2	0	0	0	0	0	0	1	0	0	0	0	0	0	1	9	0	0	.329
May 09	vs Missouri	*1b	1	0	0	0	0	0	0	1	0	0	1	0	0	0	0	1	2	1	.326
May 17	SE MISSOURI STATE	*1b	2	0	1	0	0	0	0	1	0	0	0	0	0	0	0	10	0	0	.329
May 18	ARIZONA	*1b	3	0	1	0	0	0	0	0	0	0	0	0	0	0	1	6	0	1	.329
May 18	VILLANOVA	*1b	3	0	0	0	0	0	0	0	0	0	0	0	0	0	0	7	1	0	.322
Totals			55qs	149	36	48	47	7	0	14	30	1	1	5	0	3	0	24359	12	4	.322



LEXI KING

RHP • R/R • 5-8 • Freshman
 Windermere, Fla. • Windermere HS

99

CAREER STATS

Year	ERA	W-L	APP	GS	CG	SHO	SV	IP	H	R	ER	BB	SO	2B	3B	HR	BF	B.AVG	WP	HBP	BK	SF	SH
2025	0.00	0-0	-	-	-	-	-	-	-	-	-	-	-	-	-	-	-	.000	-	-	-	-	-
TOTAL	0.00	0-0	-	-	-	-	-	-	-	-	-	-	-	-	-	-	-	.000	-	-	-	-	-

2024 SEASON HIGHS

Category	No.	Opponent (Last)	Date
Innings	0.0	-	-
Longest Start	0.0	-	-
Shortest Start	0.0	-	-
Longest Relief	0.0	-	-
Hits	-	-	-
Runs	-	-	-
Earned Runs	-	-	-
Walks	-	-	-
Strikeouts	-	-	-
Pitches	-	-	-

CAREER HIGHS

Category	No.	Opponent (Last)	Date
Innings	0.0	-	-
Longest Start	0.0	-	-
Shortest Start	0.0	-	-
Longest Relief	0.0	-	-
Hits	-	-	-
Runs	-	-	-
Earned Runs	-	-	-
Walks	-	-	-
Strikeouts	-	-	-
Pitches	-	-	-

PLAYER PROFILE

- » Posted a 0.68 ERA with 147 strikeouts while limiting opponents to a .172 batting average while posting a 15-2 record as a senior while leading Windermere High School to a 23-5 record and FHSAA Class 7A State Semi-final appearance.
- » Tallied a 1.03 ERA and 0.81 WHIP with 102 strikeouts and only 11 walks as a junior in 2023.
- » Played travel ball with Tennessee Mojo Fisher.
- » Recorded a 1.44 ERA while going 11-5 with 115 strikeouts as a sophomore
- » As a freshman in 2021, she threw 13 games and in 70 innings had a 0.80 ERA with a 0.80 WHIP and a K's to walk ratio of 7.125
- » Played varsity as a sixth grader at Windermere High School in Windermere, Fla.
- » Cousin is former Oklahoma catcher and three-time All-American Jessica Shults
- » Is a fan of the Atlanta Braves and enjoys wakesurfing in her free time.
- » Was a National Honor Society member in high school.


CAREER HONORS

- » No. 23 Overall Player Extra Inning Softball (2024)
- » Orlando Sentinel Player of the Year (2024)


GAME-BY-GAME

Date	Opponent	GS	IP	H	R	ER	BB	SO	2B	3B	HR	WP	BK	HBP	IBB	Score	W-L	Sv	ERA	NP
-	-	-	-	-	-	-	-	-	-	-	-	-	-	-	-	-	0-0	-	0.00	-

2025 ARKANSAS RAZORBACKS




1
RAIGAN KRAMER
 Sr. • 5-4 • L/R
 OF • Topeka, Kan.
 Reagan




4
REIS BEUERLEIN
 Jr. • 5-9 • R/R
 RHP • Cave Creek, Ariz.
 BUR-line



5
ASHTYN REICHARDT
 Fr. • 5-7 • L/I
 OF • Katy, Texas




6
ELLA MCDOWELL
 Fr. • 5-6 • R/R
 INF • Richmond, Texas



7
COURTNEY DAY
 Sr. • 5-10 • R/R
 UTL • Pearland, Texas



9
RYLEE CLOUD
 Jr. • 5-2 • R/R
 UTL • Mittie, La.



11
ROBYN HERRON
 Jr. • 5-10 • R/L
 LHP • Tampa, Fla.
 Heron



12
PAYTON BURNHAM
 Fr. • 5-8 • R/R
 RHP/UTL • Eugene, Ore.



13
KASEY WOOD
 So. • 5-8 • R/R
 UTL • Bentonville, Ark.




14
KARLIE DAVISON
 Jr. • 5-8 • R/R
 INF • Torrance, Calif.



15
SPENCER PRIGGE
 Sr. • 6-0 • L/R
 INF • Phoenix, Ariz.
 Prig-ee



16
RAMSEY WALKER
 Sr. • 5-7 • R/R
 OF • Shreveport, La.



17
KENNEDY MILLER
 So. • 5-8 • R/R
 C • Georgetown, Texas



21
AVA CARTER
 Fr. • 5-6 • L/R
 OF • Paragould, Ark.



23
REAGAN JOHNSON
 Jr. • 5-4 • L/R
 OF • Karnes City, Texas



25
CAM HARRISON
 Fr. • 6-0 • R/R
 RHP/UTL • Brookshire, Texas



26
ATALYIA RIJO
 Jr. • 5-7 • L/R
 INF • Horseheads, N.Y.
 Uh-TAL-ia RE-ho




28
CARLEE RATCLIFF
 Sr. • 5-5 • R/R
 UTL • New Boston, Texas




34
JAYDEN RAMOS
 Fr. • 5-10 • R/R
 UTL • Fresno, Calif.



45
JAYDEN WELLS
 So. • 5-6 • R/R
 UTL • Paris, Ark.



46
KAILEY WYCKOFF
 Jr. • 5-7 • L/L
 UTL • Katy, Texas
 Why-KOFF



77
BRI ELLIS
 Sr. • 5-10 • R/R
 INF • Houston, Texas




99
LEXI KING
 Fr. • 5-8 • R/R
 RHP • Windmere, Fla.



COURTNEY DEIFEL
 Head Coach • 3rd Base Coach
 10th Season



MATT MEUCHEL
 Asst. Coach • Umpire Appeals
 Ninth Season



DJ GASSO
 Asst. Coach
 Second Season



DANIELLE GIBSON WHORTON
 Asst. Coach
 Second Season