

Ole Miss

SOFTBALL

2025 GAME NOTES

Ole Miss Athletics Communications | 908 All-American Dr. | Oxford, MS 38677 | 662-915-7031

SB Contact: Alex McKeon | amckeon@olemiss.edu | 662-816-6157 (c)

Web: OleMissSports.com/sports/softball | Twitter: @OleMissSports, @OleMissSoftball

Facebook: Facebook.com/OleMissSports, Facebook.com/OleMissSoftball | Instagram: @olemisssoftball

VS. #10 ARKANSAS

MARCH 7-9 // OXFORD, MISS.

RECORD	18-3	RECORD	0-0	RANKING	#25	RANKING	#25
HEAD COACH	Jamie Trachsel	RECORD	504-283-1	YEAR	15th	OM RECORD	158-99
				YEAR	5th		



VS



RECORD	19-1	RECORD	0-0	RANKING	#10	RANKING	#10
HEAD COACH	Courtney Deifel	RECORD	361-193	YEAR	11th	AR RECORD	334-166
				YEAR	10th		

2025 SCHEDULE

DATE	OPPONENT	RESULT/TIME (CT)
Feb. 6	vs. #25 Clemson \$	W, 3-2
Feb. 6	at Florida Atlantic \$	L, 4-5 (8)
Feb. 7	vs. Wisconsin \$	W, 7-1
Feb. 7	vs. Missouri State \$	W, 9-1 (5)
Feb. 8	vs. Kansas \$	W, 5-3
Feb. 13	at Southern Miss	L, 1-2 (10)
Feb. 14	vs. Sam Houston &	W, 10-0 (5)
Feb. 14	at Louisiana &	L, 5-6 (9)
Feb. 15	vs. Central Arkansas &	W, 11-0 (5)
Feb. 16	vs. Northern Illinois &	W, 6-0
Feb. 16	at Louisiana &	W, 5-0
Feb. 21	vs. East Tennessee State %	Canceled
Feb. 21	vs. North Alabama %	W, 4-0
Feb. 22	vs. Miami (OH) %	W, 7-1
Feb. 23	vs. James Madison %	W, 6-4
Feb. 23	vs. Louisiana Tech %	W, 8-3
Feb. 26	MCNEESE	W, 4-0
Feb. 28	NICHOLLS	W, 5-0
Feb. 28	SOUTH ALABAMA	W, 10-1 (5)
Mar. 1	MURRAY STATE	W, 1-0
Mar. 1	NICHOLLS	W, 14-0 (5)
Mar. 2	SOUTH ALABAMA	W, 12-4 (6)
Mar. 7	#10 ARKANSAS*	6 p.m.
Mar. 8	#10 ARKANSAS*	6 p.m.
Mar. 9	#10 ARKANSAS*	1 p.m.
Mar. 11	at Western Kentucky	6 p.m.
Mar. 14	NORTH DAKOTA STATE #	3:30 p.m.
Mar. 14	IOWA STATE #	6 p.m.
Mar. 15	SAMFORD #	3:30 p.m.
Mar. 15	NORTH DAKOTA STATE #	6 p.m.
Mar. 16	IOWA STATE #	1 p.m.
Mar. 21	at Kentucky* [SEC Network]	5 p.m.
Mar. 22	at Kentucky*	1 p.m.
Mar. 23	at Kentucky*	12 p.m.
Mar. 29	MISSOURI*	2 p.m.
Mar. 30	MISSOURI*	2 p.m.
Mar. 31	MISSOURI* [SEC Network]	6 p.m.
Apr. 4	at South Carolina*	5 p.m.
Apr. 5	at South Carolina* [SEC Network]	11 a.m.
Apr. 6	at South Carolina* [SEC Network]	2 p.m.
Apr. 8	UT MARTIN	5 p.m.
Apr. 11	FLORIDA*	6 p.m.
Apr. 12	FLORIDA*	2 p.m.
Apr. 13	FLORIDA*	1 p.m.
Apr. 17	at Georgia* [SEC Network]	5 p.m.
Apr. 18	at Georgia*	5 p.m.
Apr. 19	at Georgia* [SEC Network]	11 a.m.
Apr. 25	TENNESSEE*	6 p.m.
Apr. 26	TENNESSEE*	2 p.m.
Apr. 27	TENNESSEE*	1 p.m.
May 1	at Mississippi State*	6 p.m.
May 2	at Mississippi State*	4 p.m.
May 3	at Mississippi State* [SEC Network]	5 p.m.
May 6-10	SEC Tournament ^	TBA

Highest Ranking | Home Games in Bold and Caps
 \$ - Paradise Classic (Honolulu, Hawaii)
 & - Ragin' Cajuns Invitational (Lafayette, La.)
 % - Rocket City Softball Showcase (Huntsville, Ala.)
 ! - Ole Miss Classic (Oxford, Miss.)
 # - Rebel Invitational (Oxford, Miss.)
 * - Southeastern Conference game
 ^ - SEC Tournament (Athens, Ga.)
 ^ - NCAA Tournament

LEADING OFF

- Ole Miss is set for their first SEC series of the season and the first in the brand new Ole Miss Softball Stadium.
- Aliyah Binford enters the week as the reigning SEC Pitcher of the Week, following back-to-back complete games, in which she threw a one-hitter vs. Nicholls and a no-hitter vs. Murray State.
- The Rebel freshmen have been dynamic with Miali Guachino leading the nation in strikeouts (99), and Persy Llamas leads the team in RBI (23). Mackenzie Pickens also earned SEC Freshman of the Week honors last week.
- At 99 strikeouts, Guachino is just four away from the team-high by any Rebel last season. Should she get five, it would be the most strikeouts in a single season by a Rebel since Savannah Diederich (131) in 2021.
- Ole Miss enters the weekend on a 13-game win streak, good for longest since the program record of 16 back in 2017. During the streak, the Rebels have earned eight shutouts.
- The Rebels have won five of the last eight three-game series against the Razorbacks in the highly competitive all-time series.
- This weekend's series is also alumni weekend, as the Rebels welcome several former players to the new Ole Miss Softball Stadium.

GAME INFO

vs. #10 Arkansas

Date: March 7 - 9, 2025

Location: Oxford, Miss.

Venue: Ole Miss Softball Stadium

TV: SEC Network +

Live Stats: OleMissStats.com

Twitter Updates: @OleMissSoftball



NUMBERS TO KNOW

13 Ole Miss enters the weekend on a 13-game win streak, good for the longest by the program since the program record of 16 was accomplished in 2017. Ole Miss has outscored opponents 81-13 over the streak.

19 Freshman Miali Guachino made Ole Miss history in just her third collegiate start, breaking the single-game strikeout record with 19 at Southern Miss. The previous record was 15 on four occasions.

99 Not only has Guachino added her name to the record books, she has also received national attention and recently took over the top spot in the country in total strikeouts, passing Texas Tech's Nilaree Canady.


PROJECTED STARTING LINEUP

IN THE CIRCLE

Diagram showing the projected starting lineup on a baseball field:

- Pitcher: BEAUTAE (24)
- 1B: LLAMAS (3)
- 2B: PICKENS (1)
- 3B: DELEON (26)
- SS: MALVIN (22)
- LF: PONE (6)
- CF: BINFORD (4)
- RF: MACKAY (20)
- DH: LOPEZ (16)
- Outfielders: BINFORD (4), LLAMAS (3), GUACHINO (9)

DESIGNATED PLAYER



2025 ROSTER

NUMERICAL

NO.	NAME	POS.	B/T	HT.	YR.	EXP.	HOMETOWN (PREVIOUS SCHOOL)
00	Lilly Whitten	RHP	R/R	5-8	Jr.	TR	Tunas, Mo. (Skyline/Missouri)
1	Mackenzie Pickens	INF	R/R	5-5	Fr.	HS	Flowery Branch, Ga. (Buford)
2	Taylor Strain	OF	L/R	5-3	Sr.	TR	Robinson, Texas (Robinson/Baylor)
3	Persy Llamas	LHP/UT	L/L	5-6	Fr.	HS	Eastvale, Calif. (Eleanor Roosevelt)
4	Aliyah Binford	RHP/UT	R/R	5-7	Sr.	TR	New Braunfels, Texas (New Braunfels Canyon/Baylor)
5	Ashton Lansdell	INF	R/R	5-8	Sr.	TR	Marietta, Ga. (Wheeler/FIU)
6	Jaden Pone	UT	L/R	5-3	Sr.	1L	Hope Mills, N.C. (Gray's Creek/Longwood)
8	Tate Davis	INF	R/R	5-9	Fr.	HS	Greer, S.C. (Greer)
9	Miali Guachino	RHP	R/R	5-6	Fr.	HS	Pala, Calif. (Great Oak)
10	Star Ferguson	OF	L/R	5-2	Sr.	TR	Sugar Land, Texas (Kempner/Texas A&M)
12	Addison Duke	OF	L/R	5-5	Fr.	HS	Yuma, Ariz. (Gila Ridge)
14	Abby Herndon	LHP	L/L	5-9	Fr.	HS	Killen, Ala. (Brooks)
15	Alison Cooper	LHP	L/L	5-4	Sr.	TR	Granbury, Texas (Granbury/Wichita State)
16	Brianna Lopez	LHP	L/L	5-7	Sr.	1L	Riverside, Calif. (Ramona/Hawai'i)
20	Jamie Mackay	C	R/R	5-8	Jr.	2L	Laguna Beach, Calif. (Pacifica Christian)
21	Grace Thompson	INF	R/R	5-8	So.	1L	Beaumont, Texas (West Brook)
22	Taylor Malvin	OF	L/R	5-6	Jr.	2L	Johns Creek, Ga. (Buford)
23	Taylor Roman	UT	R/R	6-1	Sr.	TR	Missouri City, Texas (Ridge Point/Louisiana)
24	Lair Beatae	UT	L/R	5-6	Sr.	TR	Riverside, Calif. (John W. North/Houston/Tennessee)
25	Tenly Grisham	INF	L/R	5-4	So.	1L	Philadelphia, Miss. (Neshoba)
26	Angelina DeLeon	INF	R/R	5-5	Sr.	3L	Valley Springs, Calif. (Calaveras)
28	Ryan Starr	INF	L/R	5-3	Jr.	1L	New York, N.Y. (Massapequa/Syracuse)
31	Lexie Brady	C/UT	R/R	5-9	Sr.	3L	Sioux Falls, S.D. (O'Gorman)
33	Alexa Rosales	OF	R/R	5-6	So.	1L	Chino Hills, Calif. (Chino Hills)
34	Rachel Connors	C/UT	L/R	5-10	Fr.	HS	Chandler, Ariz. (Perry)
82	Graycen Jordan	RHP	R/R	5-9	Fr.	HS	Columbus, Ga. (Brookstone)

ALPHABETICAL

NO.	NAME
24	Lair Beatae
4	Aliyah Binford
31	Lexie Brady
34	Rachel Connors
15	Alison Cooper
8	Tate Davis
26	Angelina DeLeon
12	Addison Duke
10	Star Ferguson
25	Tenly Grisham
9	Miali Guachino
14	Abby Herndon
82	Graycen Jordan
5	Ashton Lansdell
3	Persy Llamas
16	Brianna Lopez
20	Jamie Mackay
22	Taylor Malvin
1	Mackenzie Pickens
6	Jaden Pone
23	Taylor Roman
33	Alexa Rosales
28	Ryan Starr
2	Taylor Strain
21	Grace Thompson
00	Lilly Whitten

COACHING STAFF

Head Coach: Jamie Trachsel, 5th season (St. Cloud State, 2001)
Assistant Coach: Ehren Earleywine, 1st season (Westminster College, 1994)
Assistant Coach: Nancy Evans, 1st season (Arizona, 1998)
Assistant Coach: Bobby Buchanan, 1st season (Texas State, 2014)

SUPPORT STAFF

Director of Operations: Savana Sikes, 2nd season (Georgia, 2022)
Athletic Trainer: Brittney Roberts, 3rd season (Florida State, 2013)
Strength and Conditioning: Chas Ossenheimer, 5th season (UCF, 2009)
Graduate Managers: Haylei Archer, Aynsle Furbush, Cylie Halvorson

ROSTER BREAKDOWN

BY CLASS

Seniors | 4

Lexie Brady, Angelina DeLeon
Brianna Lopez, Jaden Pone

Sophomores | 3

Tenly Grisham, Alexa Rosales
Grace Thompson

Newcomers | 8

Lair Beatae, Aliyah Binford, Alison Cooper,
Star Ferguson, Ashton Lansdell, Taylor Roman, Taylor Strain, Lilly Whitten

Juniors | 3

Jamie Mackay, Taylor Malvin,
Ryan Starr

Freshmen | 8

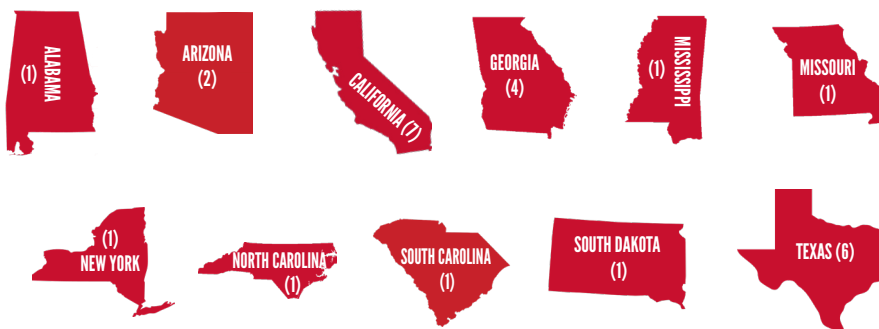
Rachel Connors, Tate Davis, Addison Duke,
Miali Guachino, Abby Herndon, Graycen Jordan, Persy Llamas, Mackenzie Pickens

PRONUNCIATION GUIDE

Lair Beatae	Lare Boo-TAY
Aliyah Binford	Ah-lee-yuh
Angelina DeLeon	DAY-Leon
Miali Guachino	My-lee Wuh-chain-yo
Persy Llamas	Percy Yah-Mas
Jamie Mackay	MUH-kay

Ehren Earleywine	Like 'Aaron'
Jamie Trachsel	TRACK-suhl

BY HOME STATE



QUICK FACTS

UNIVERSITY

Name University of Mississippi (Ole Miss)
 Location Oxford, Miss.
 Founded Nov. 6, 1848
 Enrollment 27,124
 Nickname Rebels
 Colors Cardinal Red & Navy Blue
 Conference Southeastern
 Chancellor Dr. Glenn Boyce
 Athletics Director Keith Carter

COACHING/SUPPORT STAFF

Head Coach Jamie Trachsel
 Alma Mater St. Cloud State, 2001
 Record at Ole Miss 158-99
 Year at Ole Miss 5th
 Overall Record (15th Season) 504-283-1
 Assistant Coach Ehren Earleywine
 Alma Mater Westminster College, 1994
 Year at Ole Miss 1st
 Assistant Coach Nancy Evans
 Alma Mater Arizona, 1998
 Year at Ole Miss 1st
 Assistant Coach Bobby Buchanan
 Alma Mater Texas State, 2014
 Year at Ole Miss 1st

PROGRAM HISTORY

First Year of Fastpitch Softball 1997
 All-Time Record (28 Seasons) 756-833 (.476)
 All-Time SEC Record 214-504 (.298)
 SEC Tourn. Appearances
 12 (06, 07, 08, 15, 16, 17, 18, 19, 21, 22, 23, 24)
 SEC Tournament Record 9-11 (.450)
 NCAA Tournament Appearances
 8 (16, 17, 18, 19, 21, 22, 23, 24)
 NCAA Tournament Record 17-17 (.500)

TEAM INFORMATION

2024 Overall Record 31-27 (.534)
 2024 SEC Record 7-17 (.292)
 2024 NCAA Postseason NCAA Regional
 2024 Final Rankings NR
 Letterwinners Returning/Lost 10/11
 Position Starters Returning/Lost 6/4
 Pitchers Returning/Lost 1/5
 Newcomers 16

DAILY SCHEDULE

TUESDAY	WEDNESDAY	THURSDAY	FRIDAY	SATURDAY	SUNDAY
• Team Practice	• Team Practice	• Team Practice	• vs. Arkansas 6 p.m. CT	• vs. Arkansas 6 p.m. CT	• vs. Arkansas 1 p.m. CT

* All times central

ATHLETICS COMMUNICATIONS: Ole Miss Assistant Director of Athletic Communications Alex McKeon handles all communications duties for the Ole Miss Softball Program. For any questions or special requests, contact him on his cell at (662) 816-6157 or reach him by email at ammckeon@olemiss.edu.

PRACTICES/INTERVIEWS: The Rebels practice throughout the week, with practice times varying. Media wishing to arrange interviews with coaches or players via phone call, Zoom or in person should contact Assistant Director of Athletic Communications Alex McKeon. During the season, the Rebels generally take Monday's off. All interview requests must be made at least 24 hours in advance. Media availability for players is subject to the team's time management plan.

WWW.OLEMISSSPORTS.COM: All information regarding the Rebels, including player/coach bios, game recaps, notes, stats, and more, can be found online at the Official Website of Ole Miss Athletics, OleMissSports.com.

LIVE STATS: Live stats are available for each Ole Miss softball game. Links to follow will be made available online at OleMissSports.com, and can generally be found specifically in the game previews or in the game notes. For all Rebel home games, live stats are available via StatBroadcast on the schedule page at OleMissSports.com or by visiting olemiss.statbroadcast.com.

WORKING CREDENTIALS: Only approved media will be given access to cover home games upon request. Media space is limited, so early notice is suggested if you wish to cover games. Media seating is located inside the pressbox. Any media who wish to cover games should notify Alex McKeon at least 48 hours in advance so proper accommodations can be made.

TELEVISION INFORMATION: All Ole Miss home games not already scheduled for national television are broadcasted live on SEC Network + via WatchESPN.com and the ESPN app. Links for these broadcasts are made available on the schedule page at OleMissSports.com, as well as in each week's preview. All other games scheduled on the ESPN family of networks can be found on the schedule page online.

FOLLOW THE REBELS: Fans and media alike can get an exclusive, behind-the-scenes look at the Rebels on their official social media accounts, listed below and to the left. All four platforms will provide exclusive content throughout the season. Fans and media can also follow the Official Social Media Accounts of Ole Miss Athletics on Twitter (@OleMissSports), on Facebook (Facebook.com/OleMissSports) and on Instagram (olemissathletics).

OLE MISS STYLE GUIDE

NAME

Ole Miss (preferred)
 University of Mississippi
~~Mississippi~~

NICKNAME

Rebels

LOGO



COLORS

Cardinal Red (PMS 186)
 Navy Blue (PMS 2767)

MASCOT



TONY

LINEUP QUICK HITS

22

CF

**TAYLOR MALVIN**


5-6 | Jr. | L/R | Johns Creek, Ga.

AVG	RUNS	HITS	RBI
.356	20	16	4

LAST GAME: Drew three walks and scored two runs vs. South Alabama (3/2)**NOTES:** Secured the leadoff spot in the lineup ... Recorded 16 hits over 21 games after recording just five to open her first two seasons in Oxford ... Drew a career-high three walks in wins over Northern Illinois, Miami and South Alabama ... Matched a program record with four runs scored vs. Miami.

6

LF

**JADEN PONE**

5-3 | Sr. | L/R | Hope Mills, N.C.

AVG	RUNS	HITS	RBI
.375	18	18	7

LAST GAME: Went 1-for-4 with a walk in the win over South Alabama (3/2)**NOTES:** Career .390 hitter between Longwood and Ole Miss ... Finished with 15 multi-hit games, including two such games in postseason play ... Launched a grand slam in the win over Nicholls (3/1) ... Transferred from Longwood after sophomore season.

4

3B

**ALIYAH BINFORD**


5-7 | Sr. | R/R | New Braunfels, Texas

AVG	RUNS	HITS	RBI
.364	10	24	20

LAST GAME: Drove in an RBI in the win over South Alabama (3/2)**NOTES:** Transfer from Baylor ... Preseason Softball America Second Team All-American ... Reigning D1 Softball Comeback Player of the Year ... Named SEC Pitcher of the Week on Mar. 3 ... Also holds a 1.22 ERA in the circle this season ... Leading the team in extra-base hits with 11.

3

1B

**PERSY LLAMAS**

5-6 | Fr. | L/L | Eastvale, Calif.

AVG	RUNS	HITS	RBI
.382	12	21	23

LAST GAME: Launched two home runs to power the Rebels past South Alabama (3/2)**NOTES:** Two-way player, who has exclusively hit so far in college ... Hit a three-run go-ahead home run to defeat No. 25 Clemson on her first collegiate at bat ... Has tallied at least one walk in seven of her last nine games played ... Named to Softball America's Freshman Watch List.

31

C

**LEXIE BRADY**

5-9 | Sr. | R/R | Sioux Falls, S.D.

AVG	RUNS	HITS	RBI
.356	10	16	16

LAST GAME: Went 2-for-2 with a double in the win over South Alabama (3/2)**NOTES:** Ranks in the top-10 all-time at Ole Miss in home runs, slugging percentage and on base percentage ... Led the Rebels with 13 home runs in 2024 and in 2025 with 5 ... Started the year 0-for-11, but has hit .471 with five home runs and 16 RBI since.

1

2B

**MACKENZIE PICKENS**

5-5 | Fr. | R/R | Flowery Branch, Ga.

AVG	RUNS	HITS	RBI
.345	12	20	18

LAST GAME: Drove in two to lead the Rebels past South Alabama (3/2)**NOTES:** Earned the starting second base role as a true freshman ... Named the SEC Freshman of the Week on Feb. 24 ... Hit a grand slam for her first college HR in win vs. Sam Houston ... Named to Softball America's Freshman Watch List ... Twin sister Madison is entering her freshman year playing softball at Louisville.

24

DP

**LAIR BEAUTAE**


5-6 | Sr. | L/R | Riverside, Calif.

AVG	RUNS	HITS	RBI
.714	3	5	4

LAST GAME: Tallied a double, triple and three RBI in the win over South Alabama (3/2)**NOTES:** Transfer from Houston ... Began career at Tennessee ... Rejoined the lineup after an injury to begin the year ... Career .305 hitter over three collegiate seasons with 17 home runs, 46 extra base hits and 92 RBI.

20

RF

**JAMIE MACKAY**

5-10 | Jr. | R/R | Laguna Beach, Calif.

AVG	RUNS	HITS	RBI
.250	6	11	8

LAST GAME: Went 0-for-1 in the win over Nicholls (3/1)**NOTES:** Owns a near perfect fielding percentage with only four errors in 344 chances ... Can rotate between catcher, first base and right field ... Tallied three doubles at Paradise Classic ... Has a baseball background, playing for the USA Baseball's Womens National Team with teammate Ashton Lansdell.

26

SS

**ANGELINA DELEON**

5-5 | Sr. | R/R | Valley Springs, Calif.

AVG	RUNS	HITS	RBI
.250	7	10	10

LAST GAME: Launched a two-run home run in the win over South Alabama (3/2)**NOTES:** Dependable, three-year starter ... Will play the majority of the infield ... Leads all returning Rebels in career starts ... Recorded at least one hit in 10 of the final 11 games of the season, including three postseason games and hits in four of the first five games of 2025.

IN THE DUGOUT/WHERE THEY ARE ON THE FIELD



Jamie Trchsel
First Base



Ehren Earleywine
Third Base



Nancy Evans
Circle Visits



Bobby Buchanan
Dugout

SCOUTING REPORT

ARKANSAS

The Razorbacks are off to another big start in 2025, entering the weekend at 19-1 and as the consensus No. 10 team in the nation, as they seek to improve on last season's 37-18 and NCAA Regional finish.

Head coach Courtney Deifel has the Razorbacks rolling in her 10th season in Fayetteville and is pursuing a fourth, 40-win season in the last five years. However, the Razorbacks will enter Oxford in search of their first top-25 win of the season. In their one matchup against a top-25 opponent, Arkansas fell, 9-1, in six innings against No. 4 UCLA.

Bri Ellis is off to an enormous start at the plate to lead her side, hitting .555 with 11 home runs and 33 RBI in just 20 games. Ellis is not alone, as the Razorbacks feature countless offensive threats in their lineup that is hitting a collective .371. Courtney Day is another key component of the roster, hitting .426 with eight home runs and 33 RBI. Reagan Johnson is the key player on the bases, with 13 stolen bases and a .379 batting average in 2025.

In the circle, Robyn Herron has been the star of the first half of the season, going 6-0 with a 0.42 ERA. Cam Harrison (3-0, 1.48 ERA) and Payton Burnham (5-1, 1.67 ERA) are also key pieces for the Razorbacks.

The two sides have several common opponents, with the Razorbacks earning run rule wins over Louisiana Tech (9-1), Southern Miss (12-4 & 12-3) and Missouri State (13-2).

The two sides played a highly competitive series in 2024, with the Rebels emerging with a pair of top-10 victories. However, the Razorbacks won the last series in Oxford in 2022 and hold a nine-game edge in the all-time ledger. The all-time series has been close in recent years, with Arkansas taking three of the last eight three-game series and Ole Miss taking five.

SERIES HISTORY

vs. ARKANSAS
Arkansas Leads 42-33

In Oxford: 19-18
 In Fayetteville: 14-23
 In Gainesville, Fla.: 0-1
 Longest Ole Miss Win Streak: 6, 2015-16
 Longest Arkansas Win Streak: 13, 1998-02

Year	Site	Score
1997	Fayetteville, Ark.	L, 1-2
1997	Fayetteville, Ark.	L, 1-2
1997	Fayetteville, Ark.	L, 1-5
1997	Fayetteville, Ark.	L, 2-6
1998	Oxford, Miss.	L, 1-2
1998	Oxford, Miss.	W, 4-3
1998	Oxford, Miss.	W, 1-0
1998	Oxford, Miss.	L, 0-3
1999	Fayetteville, Ark.	L, 1-4
1999	Fayetteville, Ark.	L, 2-3
1999	Fayetteville, Ark.	L, 0-6
1999	Fayetteville, Ark.	L, 2-4
2000	Oxford, Miss.	L, 0-3
2000	Oxford, Miss.	L, 0-2
2000	Oxford, Miss.	L, 0-5
2000	Oxford, Miss.	L, 3-7 (11)
2001	Fayetteville, Ark.	L, 1-2 (8)
2001	Fayetteville, Ark.	L, 0-2
2001	Fayetteville, Ark.	L, 0-2
2002	Oxford, Miss.	L, 0-1
2002	Oxford, Miss.	W, 3-2
2002	Oxford, Miss.	L, 2-5
2003	Fayetteville, Ark.	W, 3-2
2003	Fayetteville, Ark.	L, 1-4
2003	Fayetteville, Ark.	L, 2-4
2004	Oxford, Miss.	W, 5-4 (11)
2004	Oxford, Miss.	W, 2-0
2004	Oxford, Miss.	L, 0-1 (9)
2005	Fayetteville, Ark.	W, 2-1
2005	Fayetteville, Ark.	W, 4-1
2005	Fayetteville, Ark.	W, 1-0 (9)
2006	Oxford, Miss.	W, 2-1
2006	Oxford, Miss.	L, 3-4
2006	Oxford, Miss.	L, 0-9
2007	Oxford, Miss.	L, 0-7
2007	Oxford, Miss.	W, 1-0
2007	Oxford, Miss.	W, 7-4
2008	Fayetteville, Ark.	L, 2-3
2008	Fayetteville, Ark.	W, 8-0
2008	Fayetteville, Ark.	W, 6-1
2009	Oxford, Miss.	W, 5-4
2009	Oxford, Miss.	W, 3-2
2009	Oxford, Miss.	L, 0-6
2010	Fayetteville, Ark.	L, 0-5
2010	Fayetteville, Ark.	L, 0-9
2010	Fayetteville, Ark.	W, 10-6
2011	Oxford, Miss.	W, 4-3
2011	Oxford, Miss.	L, 6-7
2012	Fayetteville, Ark.	W, 13-0 (5)
2012	Fayetteville, Ark.	W, 7-6 (8)
2014	Oxford, Miss.	W, 11-4
2014	Oxford, Miss.	W, 13-6
2014	Oxford, Miss.	L, 7-15 (5)
2015	Fayetteville, Ark.	W, 7-3
2015	Fayetteville, Ark.	W, 6-4 (8)
2015	Fayetteville, Ark.	W, 4-2
2016	Oxford, Miss.	W, 10-7
2016	Oxford, Miss.	W, 7-2
2016	Oxford, Miss.	W, 6-5
2018	Fayetteville, Ark.	L, 0-3
2018	Fayetteville, Ark.	L, 3-8
2018	Fayetteville, Ark.	L, 1-7
2019	Oxford, Miss.	L, 4-10
2019	Oxford, Miss.	W, 12-0 (5)
2019	Oxford, Miss.	W, 6-2
2021	Fayetteville, Ark.	L, 1-5
2021	Fayetteville, Ark.	L, 2-3 (8)
2021	Fayetteville, Ark.	L, 2-3 (8)
2022	Oxford, Miss.	W, 2-0
2022	Oxford, Miss.	L, 3-6
2022	Oxford, Miss.	L, 0-8
2022	Gainesville, Fla.	L, 0-3
2024	Fayetteville, Ark.	W, 6-0
2024	Fayetteville, Ark.	L, 2-12
2024	Fayetteville, Ark.	W, 4-3

NEW EXPECTATIONS

After reaching the NCAA Tournament for the eighth consecutive season, Ole Miss softball enters the 2025 campaign with high expectations. Behind a blended roster of experienced veterans, transfers and newcomers, the Rebels will also have the added bonus of competing in the newly built Ole Miss Softball Stadium in front of high capacity crowds that were missing during the construction in 2024.

MEETING OF THE MINDS

Joining head coach Jamie Trachsel in 2025 are a highly accomplished trio of new coaches, who bring decades of championship experience to Oxford.

A longtime head coach at Missouri, Ehren Earleywine returns to the college game after reaching three Women's College World Series while in Columbia. Earleywine recorded nearly 600 wins over 14 seasons and helped develop countless All-American, All-Region and All-Conference student athletes.

One of the most successful and highly decorated pitchers in NCAA history, Nancy Evans joins as the team's pitching coach. Evans won three national championships in her playing career at the University of Arizona (1994-98) and still holds the NCAA record with a .939 career winning percentage (124-8 overall record). Last season, Evans served on staff at UIC as the Flames' pitching coach, where she helped UIC post a 3.43 team ERA, its best mark since 2018.

A brilliant recruiter and offensive mind, Bobby Buchanan joins the Rebels after a stint at Texas A&M, where he was the director of player development for their NCAA Super Regional squad.

A STAR IS BORN

Freshman Miali Guachino has burst onto the scene as one of the top freshman pitchers in the nation and an early candidate for national freshman of the year. The Pala, Calif., native has wasted little time in becoming a star, as she broke the Rebels single-game strikeout record with 19 at Southern Miss, shattering the old record of 15. Guachino enters the weekend at 8-3 with a 1.21 ERA (63.2 IP) and has struck out 99 batters, which leads both the SEC and the nation. Guachino has tallied six complete games, three solo shutouts and has four performances with 10 or more strikeouts.

MACK ATTACK

Freshman infielder Mackenzie Pickens recorded a breakout performance en route to SEC Freshman of the Week honors on Feb. 24. Pickens hit .600 over four games at the Rocket City Softball Showcase, tallying a home run, a double, six RBI and two stolen bases.

The Flowery Branch, Ga., native has adjusted to the college game quickly, hitting .345 with three home runs and 18 RBI, while becoming the first SEC Freshman of the Week from Ole Miss since Blaise Biringer in 2021.

NEW BLOOD

The Rebels will feature a number of new faces in 2025, as the team welcomes 16 newcomers, compared to 10 returners, to the roster. Eight of the 16 are true

THE REBELS' RECORD WHEN...

Category	Overall	SEC
Overall	18-3	0-0
Home	6-0	0-0
Away	1-3	0-0
Neutral	11-0	0-0
Day games	15-1	0-0
Night (6 p.m. or later) games	3-2	0-0
In February	15-3	0-0
In March	3-0	0-0
In April	0-0	0-0
In May	0-0	0-0
vs. Left-handed starters	2-1	0-0
vs. Right-handed starters	16-2	0-0
vs. Ranked teams	1-0	0-0
One-run games	2-3	0-0
Two-run games	2-0	0-0
5+ run games	12-0	0-0
In extra innings	0-3	0-0
Shutouts	9-0	0-0
Scoring first	15-2	0-0
Scoring in 1st inning	11-1	0-0
Scoring 0-2 runs	1-1	0-0
Scoring 3-5 runs	6-2	0-0
Scoring 6-9 runs	6-0	0-0
Scoring 10 or more runs	5-0	0-0
Leading after four innings	15-2	0-0
Leading after five innings	17-2	0-0
Leading after six innings	13-2	0-0
Tied after six innings	0-1	0-0
Trailing after six innings	0-0	0-0
Outhitting the opponent	15-2	0-0
Outhit by the opponent	1-1	0-0
Same number of hits as opponent	2-0	0-0
Hitting a home run	11-2	0-0
Not hitting a home run	7-1	0-0
Allowing a home run	5-0	0-0
Not allowing a home run	13-3	0-0
Making no errors	9-0	0-0
Making one error	3-2	0-0
Making two or more errors	6-1	0-0
Opponent makes no errors	4-2	0-0
Opponent makes one error	8-0	0-0
Opponent makes two or more errors	6-1	0-0
In Powder Jerseys	1-0	0-0
In White Jerseys	6-1	0-0
In Navy Jerseys	4-0	0-0
In Red Jerseys	3-2	0-0
In Pinstripe Jerseys	0-0	0-0
In Gray Jerseys	4-0	0-0
In Teal Jerseys	0-0	0-0
In Pink Jerseys	0-0	0-0

freshmen, while the remaining half are transfers. Despite this, the Rebels still have an experienced lineup, with 11 seniors and several transfers with plenty of NCAA Tournament experience.

TRANSFER TO THE SIP

Ole Miss softball has continued to shine in the transfer portal entering the 2025 campaign, as eight transfers join the fold. Leading the way is two-time NFCA All-Region honoree Aliyah Binford (Baylor). Her former teammate, Taylor Strain (Baylor) joins her in Oxford, alongside dynamic hitters Lair Beatae (Houston) and Ashton Lansdell (FIU), slugger Taylor Roman (Louisiana), the speedy Star Ferguson (Texas A&M) and the reliable pitcher Alison Cooper (Wichita State). Promising pitcher Lilly Whitten (Missouri), will also see action in 2026 after joining as a winter transfer.

ALL EYES ON ALIYAH

Two-way star Aliyah Binford joins the Rebels for her final season of eligibility after a standout career in the circle and at the plate at Baylor and has generated talk since arriving in Oxford. Binford has gotten off to a .364 start, hitting six doubles, three triples, two home runs, 20 RBI and slugging .636, while also holding a 1.22 ERA through seven appearances in the circle.

Her efforts in the circle have made caught national attention and placed her in the Ole Miss record books after being named the SEC Pitcher of the Week on Mar. 3. Binford delivered back-to-back complete games last week, beginning with a one-hitter against Nicholls and ending the week with the program's first solo no-hitter since 2014 in a win over Murray State.

A two-time NFCA All-Region and All-Big 12 honoree, Binford recovered from a season-ending injury in 2023 to be named D1Softball's Comeback Player of the Year winner in 2024. Rebel fans will remember Binford's performance on the other side of the field in the 2024 NCAA Tournament as she threw a complete game, one-hitter in Baylor's win 3-1 over Ole Miss to open the regional.

Binford saw the awards pour in during the preseason, as she was named a Softball America Preseason Second Team All-American. Additionally, she was named to the prestigious USA Softball Collegiate Player of the Year Top-50 Watch List, becoming the first Rebel to do so since Kylan Becker in 2019. Further honors include being named as the top two-way player in the nation by D1Softball and as a top-50 player in the nation by both D1Softball and Softball America.

FAB FRESHMEN

Eight of the 16 newcomers to Oxford are true freshmen, as the Rebels injected some youth into the program. Several of those freshman have already caught

AROUND THE SEC

SEC STANDINGS

(as of 3/6)

School	SEC	Pct.	Overall	Pct.	Last 10	Strk
South Carolina	0-0	.000	20-0	1.000	10-0	W20
Oklahoma	0-0	.000	19-0	1.000	10-0	W19
Florida	0-0	.000	24-1	.960	10-0	W11
Texas	0-0	.000	21-1	.955	10-0	W10
Auburn	0-0	.000	20-1	.952	9-1	W9
Arkansas	0-0	.000	19-1	.950	9-1	W5
LSU	0-0	.000	19-1	.950	9-1	W4
Texas A&M	0-0	.000	20-2	.909	9-1	W2
Georgia	0-0	.000	18-2	.900	8-2	L1
Mississippi State	0-0	.000	19-3	.864	8-2	W1
Tennessee	0-0	.000	19-3	.864	9-1	W7
Ole Miss	0-0	.000	18-3	.857	10-0	W13
Alabama	0-0	.000	16-6	.727	10-0	W10
Kentucky	0-0	.000	14-6	.700	8-2	W4
Missouri	0-0	.000	11-10	.524	5-5	L1

PLAYER OF THE WEEK

- Week 1: Nelia Peralta, Auburn & Ella Parker, Oklahoma
- Week 2: Bri Ellis, Arkansas & Ella Parker, Oklahoma
- Week 3: Danieca Coffey, LSU & Mya Perez, Texas A&M
- Week 4: Reagan Walsh, Florida & Arianna Rodi, South Carolina
- Week 5:
- Week 6:
- Week 7:
- Week 8:
- Week 9:
- Week 10:
- Week 11:
- Week 12:
- Week 13:

PITCHER OF THE WEEK

- Week 1: Raelin Chaffin, Mississippi State
- Week 2: Sam Landry, Oklahoma & Teagan Kavan, Texas
- Week 3: Jori Heard, South Carolina
- Week 4: **Aliyah Binford, Ole Miss**
- Week 5:
- Week 6:
- Week 7:
- Week 8:
- Week 9:
- Week 10:
- Week 11:
- Week 12:
- Week 13:

FRESHMAN OF THE WEEK

- Week 1: Taylor Shumaker, Florida & Jayden Heavener, LSU
- Week 2: Jayden Heavener, LSU
- Week 3: **Mackenzie Pickens, Ole Miss**
- Week 4: Peyton Tanner, Tennessee & Sydney Lessentine, Texas A&M
- Week 5:
- Week 6:
- Week 7:
- Week 8:
- Week 9:
- Week 10:
- Week 11:
- Week 12:
- Week 13:

RANKINGS ROUNDUP

	Preseason	1	2	3	4	5	6	7	8	9	10	11	12	13	14	15	Final
USA Today/NFCA	--	RV	RV	RV	25												
USA Softball/ESPN	RV	RV	RV	RV	25												
Softball America	--	--	--	--	--												
D1Softball	--	--	--	--	--												
NCAA RPI	--	--	--	--	16												

national attention, as four were named to Softball America's Freshman Watch List - pitchers Miali Guachino and Abby Herndon, two-way player Persy Llamas and infielder Mackenzie Pickens were all named to the list. Herndon was also named to D1Softball's Top-100 Freshman List.

The quartet is also joined by catcher Rachel Connors, infielder Tate Davis, outfielder Addison Duke and pitcher Graycen Jordan. As a unit the Rebel freshmen provide strong depth to the roster after standout high school careers.

It proved to be a dream start for the freshmen class, as Miali Guachino leads the nation in strikeouts (99), while Persy Llamas leads the team with 23 RBI. Tate Davis (first hit), Addison Duke (first hit and RBI) and Mackenzie Pickens (SEC Freshman of the Week) also got involved.

BRADY BOMBS

Perhaps the most critical returning bat for the Rebels is the veteran Lexie Brady, who brings a powerful bat to the middle of the lineup. Brady launched a career-high 13 home runs and 35 RBI in her breakout junior campaign and will be a mainstay in the middle of the Rebel lineup in 2025.

The power surge has continued in 2025, as Brady is hitting .356 with a team-high five home runs and 16 RBI. After starting the season 0-11, Brady has surged to a .471 batting average.

The Sioux Falls, S.D., native owns the fourth-highest slugging percentage in

NATIONAL POLLS

USA Today/NFCA Coaches Top 25 Poll

(as of March 4, 2025)

Rank	Team	Record	Prev.
1	Texas (22)	20-1	1
2	Oklahoma (5)	19-0	2
3	Florida (4)	23-1	3
4	LSU	18-1	5
5	Texas A&M	20-2	6
6	UCLA	18-4	4
7	Tennessee	19-3	7
8	Florida State	16-3	9
9	Arizona	21-2	12
10	Arkansas	19-1	11
11	South Carolina	19-0	19
12	Oregon	20-1	14
13	Georgia	18-2	10
14	Duke	14-6	8
15	Oklahoma State	14-4	16
16	Texas Tech	18-6	13
17	Virginia Tech	17-4	15
18	Auburn	19-1	20
19	Stanford	14-3	17
20	Nebraska	15-6	18
21	Mississippi State	18-3	21
22	Alabama	15-6	22
23	Kentucky	14-6	24
24	Florida Atlantic	19-4	25
25	Ole Miss	18-3	RV

Others Receiving Votes: Grand Canyon (32), Virginia (30), San Diego State (29), California (18), Missouri (11), Liberty (10), Boise State (4), Ohio State (2), Washington (2), Idaho State (1)

USA Softball Top 25 Poll

(as of March 4, 2025)

Rank	Team	Record	Prev.
1	Oklahoma (16)	19-0	1
2	Texas (5)	20-1	2
3	Florida (4)	23-1	3
4	Texas A&M	20-2	5
5	LSU	18-1	6
6	UCLA	18-4	4
7	Arizona	21-2	10
8	Tennessee	19-3	7
9	Florida State	16-3	8
T-10	Arkansas	19-1	12
T-10	South Carolina	19-0	21
12	Oregon	20-1	14
13	Oklahoma State	14-4	15
14	Georgia	18-2	11
15	Texas Tech	18-6	13
16	Duke	14-6	9
17	Auburn	19-1	19
18	Virginia Tech	17-4	17
19	Nebraska	15-6	16
20	Stanford	14-3	18
21	Alabama	15-6	22
22	Mississippi State	18-3	20
23	Virginia	15-5	25
24	Liberty	16-4	24
25	Ole Miss	18-3	RV

Others Receiving Votes: Grand Canyon (32), Virginia (30), San Diego State (29), California (18), Missouri (11), Liberty (10), Boise State (4), Ohio State (2), Washington (2), Idaho State (1)

THE LAST TIME...

Ole Miss

- Scored 15+ runs in a game February 10, 2024 at Hawaii (W, 15-0 (5))
- Scored 20+ runs in a game April 19, 2019 vs. Mississippi State (W, 21-0)
- Recorded 15+ hits in a game** **March 1, 2025 vs. Nicholls (15)**
- Recorded 20+ hits in a game March 11, 2015 vs. UAPB (21)
- Drew 10 or more walks in a game May 11, 2022 vs. Georgia (10)
- Stole seven or more bases in a game February 19, 2020 vs. Mississippi Valley State (9)
- Defeated a top-five ranked team March 18, 2024 at No. 2 LSU (W, 9-2)
- Defeated the No. 1 ranked team May 11, 2017 vs. No. 1 Florida - SEC Tournament Quarterfinals (W, 2-0)
- Defeated a ranked opponent at home March 10, 2024 vs. No. 17 Mississippi State (W, 10-9 (8))
- Defeated a ranked opponent on the road May 4, 2024 at No. 8 Arkansas (W, 4-3)
- Defeated ranked opponent at a neutral site** **February 6, 2025 vs. No. 25 Clemson (W, 3-2)**
- Won a run-rule game** **March 2, 2025 vs. South Alabama (W, 12-4 (6))**
- Won an extra-inning game April 16, 2024 vs. Louisiana Tech (W, 6-5 (13))
- Lost an extra-inning game** **February 14, 2025 at Louisiana (L, 5-6 (9))**
- Came back in the 7th inning for a victory May 7, 2023 vs. No. 14 Alabama (W, 5-4)

A Rebel

- Recorded 4+ hits in a game 4, Jaden Pone vs. Louisiana Tech (4/16/24)
- Scored 4+ runs in a game** **4, Taylor Malvin vs. Miami (OH) (2/22/25)**
- Drove in 5+ runs in a game** **5, Mackenzie Pickens vs. Louisiana Tech (2/23/25)**
- Hit 2+ home runs in a game** **2, Persy Llamas vs. South Alabama (3/2/25)**
- Hit a grand slam** **Jaden Pone vs. Nicholls (3/1/25)**
- Hit back-to-back home runs** **Lexie Brady and Mackenzie Pickens vs. Nicholls (2/28/25)**
- Hit back-to-back-to-back home runs Brittany Finney, Alex Schneider, Abbey Latham vs. UT Martin (4/25/15)
- Drew 4+ walks in a game 4, Autumn Gillespie at UAB (2/22/20)
- Stole 3+ bases in a game 3, Jalia Lassiter vs. Memphis (3/28/23)
- Had a walk-off home run Grand Slam, Jamie Mackay vs. WKU (4/14/24)
- Had a walk-off hit RBI-single, Aynslie Furbus vs. Louisiana Tech (4/16/24)
- Led off a game with a home run Jalia Lassiter vs. Louisiana Tech (4/16/24)
- Hit an inside-the-park home run Jalia Lassiter at Kennesaw State (2/17/24)

Pitched a seven-inning complete-game shutout

- Pitched an extra-inning complete-game shutout 8 innings, Anna Borgen vs. Auburn (4/23/20)
- Pitched a perfect game Carly Hummel vs. Utah State (3/3/14)
- Pitched a combined no-hitter Savannah Diederich, Brooke Vestal, Landyn Bruce vs. Tennessee State (4/5/22)
- Pitched a solo no-hitter** **Aliyah Binford vs. Murray State (3/1/25)**
- Pitched a seven-inning complete game one-hitter **Aliyah Binford vs. Nicholls (2/28/25)**
- Recorded 12+ strikeouts in a game** **14, Miali Guachino vs. North Alabama (2/21/25)**
- Pitched 10+ innings in a game 10.0 innings, Molly Jacobsen vs. No. 6 Florida (3/29/19)

program history entering her senior campaign.

BACK FOR MORE

An incredibly steady pitcher down the stretch in 2024, Brianna Lopez is the lone returner in a remade rotation, where she will be called upon for a heavy workload this season. The Riverside, California native hit her stride in SEC play last season, maintaining a sub-2.00 ERA in the month of April and went on to pitch 4.2 innings of one run softball across two NCAA Tournament games in May.

Lopez has consistently held batters around a .230 batting average and recorded three straight, 100 strikeout seasons behind her ability to change speed and will form a key one-two-three punch alongside Aliyah Binford and Miali Guachino.

CONSISTENCY IS KEY

A consistent hitter throughout her entire career, Jaden Pone enters her senior season having dramatically adjusted to SEC play and is poised for a big season. The North Carolina native didn't let the switch from the Big South to the SEC deter her, as the career .390 hitter maintained her high-caliber contact ability by hitting .352. Pone has factored into a number of roles in 2025, most recently as the No. 2 hitter behind Taylor Malvin all while being a durable leader, having played in 188 games in her collegiate career. Pone even made noise in the power department, launching a grand slam in a win over Nicholls on Mar. 1.

DEPEND ON THE VETS

A dependable starter over her first three seasons in Oxford, senior infielder Angelina DeLeon will continue to play a large role across the diamond in 2025. DeLeon played and started in all 58 games and tallied a career-high 11 extra base hits and 21 RBI. The Valley Springs, Calif., native will be the veteran of the 2025 infield, that will feature a number of starts from freshmen including the promising Mackenzie Pickens.

REBELS IN THE SEC/NCAA (2025)

TEAM	VALUE	SH	NCAA
Batting Average	.322	12	49
Doubles	34	8	34
Doubles Per Game	1.62	8	43
Earned Run Average	1.29	3	3
Fielding Percentage	.965	12	103
Hits	173	10	44
Home Runs	21	11	41
Home Runs Per Game	1.00	11	50
On Base Percentage	.412	13	38
RBI Per Game	5.86	12	40
Scoring	6.52	13	41
Slugging Percentage	.525	12	41
Stolen Bases Per Game	1.29	10	88
Strikeout-to-Walk Ratio	3.42	6	18
Total Runs	137	11	32
Triples Per Game	0.29	7	66
Win-Loss Percentage	.857	12	15
WHIP	1.02	6	10
Walks	72	12	43

ALIYAH BINFORD

Complete Games	3	12	126
Doubles	6	12	89
Earned Run Average	1.22	15	38
Saves	1	8	68
Shutouts	2	7	26
Triples	3	3	16
Triples Per Game	0.15	3	47
Walks Per 7 IP	1.63	17	126

LEXIE BRADY

Home Runs	5	20	84
-----------	---	----	----

MIALI GUACHINO

Complete Games	6	3	21
Earned Run Average	1.21	14	37
Games Started	10	1	15
Innings Pitched	63.2	2	18
Pitching Appearances	13	4	59
Shutouts	3	2	8
Strikeout-to-Walk Ratio	5.21	16	54
Strikeouts	99	1	1
Strikeouts Per 7 IP	10.9	5	12

PERSY LLAMAS

RBI	23	17	56
-----	----	----	----

BRIANNA LOPEZ

Complete Games	3	12	126
Earned Run Average	1.47	17	59
Hits Allowed Per 7 IP	4.24	15	36
Shutouts	2	7	26

JADEN PONE

Stolen Bases	7	18	129
--------------	---	----	-----

MISCELLANEOUS STATS (2025)

Multiple Hit Games	2	3	4	5+	Total	Multiple RBI Games	2	3	4	5+	Total
4 Aliyah Binford	4	3	-	-	7	4 Aliyah Binford	7	1	-	-	8
3 Persy Llamas	5	1	-	-	6	3 Persy Llamas	3	2	1	-	6
31 Lexie Brady	5	-	-	-	5	1 Mackenzie Pickens	2	-	1	1	4
6 Jaden Pone	4	-	-	-	4	31 Lexie Brady	1	3	-	-	4
1 Mackenzie Pickens	3	1	-	-	4	26 Angelina DeLeon	3	-	-	-	3
22 Taylor Malvin	3	1	-	-	4	23 Taylor Roman	1	1	-	-	2
20 Jamie Mackay	3	-	-	-	3	24 Lair Beatae	-	1	-	-	1
24 Lair Beatae	2	-	-	-	2	20 Jamie Mackay	1	-	-	-	1
25 Tenly Grisham	1	-	-	-	1	6 Jaden Pone	-	-	1	-	1
26 Angelina DeLeon	1	-	-	-	1	TEAM	18	8	3	1	30
TEAM	31	6	0	0	37						

Hitting Streaks	Longest	Current	Reached Base Streaks	Longest	Current
3 Persy Llamas	8	1	6 Jaden Pone	13	2
4 Aliyah Binford	8	-	3 Persy Llamas	11	1
1 Mackenzie Pickens	6	1	31 Lexie Brady	10	2
31 Lexie Brady	5	2	4 Aliyah Binford	10	-
6 Jaden Pone	5	2	26 Angelina DeLeon	6	2
26 Angelina DeLeon	4	2	1 Mackenzie Pickens	6	1
22 Taylor Malvin	4	-	5 Ashton Lansdell	6	-
20 Jamie Mackay	4	-	20 Jamie Mackay	5	-
5 Ashton Lansdell	3	-	22 Taylor Malvin	5	4
21 Grace Thompson	3	1	24 Lair Beatae	4	4
24 Lair Beatae	3	3	2 Taylor Strain	3	1
28 Ryan Starr	2	-	21 Grace Thompson	3	1
23 Taylor Roman	2	-	12 Addison Duke	2	1
2 Taylor Strain	2	1	25 Tenly Grisham	2	2
12 Addison Duke	1	1	23 Taylor Roman	2	-
10 Star Ferguson	1	-	28 Ryan Starr	2	-
8 Tate Davis	1	-	8 Tate Davis	1	-
25 Tenly Grisham	1	-	10 Star Ferguson	1	-
34 Rachel Connors	1	1	34 Rachel Connors	1	1

HOME RUN TRACKER (2025)

Player	Date	Opp.	OB	Inn.	Outs	Score
Persy Llamas	2/6	#25 Clemson	2	4th	2	0-2
Angelina DeLeon	2/6	FAU	1	4th	1	0-2
Taylor Roman	2/7	Missouri State	2	1st	2	0-0
Ashton Lansdell	2/13	Southern Miss	0	3rd	0	0-0
Mackenzie Pickens	2/14	Sam Houston	3	2nd	0	0-0
Lexie Brady	2/14	Sam Houston	0	3rd	0	4-0
Jamie Mackay	2/14	Sam Houston	0	3rd	0	5-0
Jamie Mackay	2/16	Louisiana	1	6th	1	3-0
Persy Llamas	2/23	James Madison	2	1st	1	0-0
Mackenzie Pickens	2/23	Louisiana Tech	2	3rd	2	3-3
Lexie Brady	2/23	Louisiana Tech	0	6th	0	7-3
Aliyah Binford	2/26	McNeese	1	1st	1	0-0
Lexie Brady	2/28	Nicholls	2	6th	2	1-0
Mackenzie Pickens	2/28	Nicholls	0	6th	2	4-0
Lexie Brady	2/28	South Alabama	2	1st	2	0-0
Aliyah Binford	2/28	South Alabama	2	4th	1	7-1
Jaden Pone	3/1	Nicholls	3	1st	2	5-0
Lexie Brady	3/1	Nicholls	0	2nd	0	9-0
Persy Llamas	3/2	South Alabama	2	1st	1	0-1
Angelina DeLeon	3/2	South Alabama	1	3rd	1	5-1
Persy Llamas	3/2	South Alabama	0	4th	0	7-4

NOTES CONTINUED

LANSDELL LANDS IN OXFORD

One of the newest members of the Rebels lineup is the sweet-swinging Ashton Lansdell, who joins the Rebels after two seasons at Florida International. Lansdell brings an interesting background to Oxford, as the senior began her collegiate career as a baseball player at Georgia Highlands College, where she was the first female to play baseball at the NJCAA level. Lansdell has had several eye-catching experiences, including competing in the 2019 MLB Home Run Derby X and spending this past summer as a member of the Savannah Bananas.

It's not the first time head coach Jamie Trachsel and the Rebels have added a player with a baseball background, as catcher Jamie Mackay competed alongside her on the United States Women's National Baseball Team in high school.

THE FUTURE IS NOW

One of the most exciting things fans and student-athletes have to look forward to in 2025 is the completion of the brand new softball stadium as part of Ole Miss' Champions. Now. Campaign. The old Ole Miss Softball Complex, which served as the Rebels' home field since 1998 and has seen one SEC Tournament, two NCAA Regionals and countless other memories, saw its final game ever as the Rebels walked off No. 14 Alabama with a four-spot in the bottom of the seventh inning on May 7, 2023. Just 23 days later, construction crews began demolition on the ballpark as part of a brand new \$32 million facility upgrade. The Rebels played their first game in the completed stadium on Feb. 26, 2025, earning a 4-0 win over McNeese.

The Ole Miss Softball Stadium includes numerous fan amenities, upgraded grandstands, restrooms and concessions. The team will also benefit from enlarged bullpens, as well as improved team offices, locker rooms and storage.

STACKED SCHEDULE

The Rebels did not let national rankings define them in 2024, as they delivered several standout victories, particularly in SEC play. The Rebels took two of three games against both No. 2 LSU and No. 8 Arkansas, while also adding ranked wins over No. 17 Mississippi State and No. 25 Kentucky.

The ranked opportunities began immediately, as the Rebels took down No. 25 Clemson in the season opener. In SEC play, No. 3 Florida, No. 7 Tennessee, No. 10 Arkansas, No. 11 South Carolina, No. 13 Georgia, No. 21 Mississippi State, and No. 23 Kentucky all await.

MILESTONE TRACKER

LAIR BEAUTAE

Needs 8 more RBI for 100 in her career

ALIYAH BINFORD

Batting:

Needs 7 more doubles for 50 in her career

Needs 23 hits for 200 in her career

Pitching:

Needs 7 more wins for 50 in her career

Needs 66 more strikeouts for 500 in her career

LEXIE BRADY

Needs 15 more hits for 100 in her career

MIALI GUACHINO

Needs 1 more strikeout for 100 this season

Needs 37 more strikeouts to enter single season top-10 at Ole Miss

ASHTON LANSDELL

Needs 4 more RBI for 50 in her career

Needs 8 more stolen bases for 50 in her career

Needs 16 more hits for 100 in her career

BRIANNA LOPEZ

Needs 7 more wins for 50 in her career

Needs 9 more strikeouts for 400 in her career

Needs 42.0 innings for 500 in her career

JADEN PONE

Needs 12 more appearances for 200 in her career

Needs 17 more hits for 250 in her career

TAYLOR ROMAN

Needs 7 more RBI for 50 in her career

TAYLOR STRAIN

Needs 3 more RBI for 50 in her career



NOTES CONTINUED

ETCHING THEIR PLACE

Several Rebels will begin their pursuit of etching their names in the Ole Miss record books this season as the 2025 campaign tees off.

Lexie Brady enters the regular season in fourth place in slugging and sixth place in on base percentage all-time at Ole Miss. It's not the only mark she will pursue in 2025, as she sits alone in eighth all-time in home runs (22) and 14 walks outside the top-10.

Jaden Pone will also likely meet a qualifying threshold for batting average at Ole Miss, as she needs 23 at-bats to qualify for the all-time top-10. Pone would rank fifth all-time with her current batting average as a Rebel.

Home Runs

1. 49 - DeDe Justice (2002-05)
2. 44 - Lauren Grill (2007-10)
3. 39 - Abbey Latham (2018-22)
4. 38 - Paige Smith (2020-24)
5. 25 - Londen Ladner (2011-14)
6. 24 - Aynslye Furbush (2021-24)
7. 23 - Allison Brown (2012-15)
- 8. 22 - Lexie Brady (2022-Pres.)**
9. 21 - Autumn Gillespie (2018-21)
10. 18 - Jessica Puk (2018-2021)
 - 18 - Brittany Finney (2017-19)
 - 18 - Madi Osias (2013-16)
 - 18 - Lauren Rowe (2005-08)

Slugging Percentage (Min. 250 At-Bats)

1. .669 - Lauren Grill (2007-10)
2. .632 - DeDe Justice (2002-05)
- 3. .566 - Lexie Brady (2022 - Pres.)**
4. .536 - Abbey Latham (2018-22)
5. .515 - RT Cantillo (2011-14)
6. .506 - Allison Brown (2012-15)
7. .505 - Aynslye Furbush (2021-24)
8. .491 - Londen Ladner (2011-14)
9. .473 - Miranda Strother (2014-17)
10. .467 - Autumn Gillespie (2018-21)

On-Base Percentage (Min. 250 At-Bats)

1. .481 - RT Cantillo (2011-14)
2. .477 - Lauren Grill (2007-10)
- 3. .432 - Lexie Brady (2022 - Pres.)**
4. .428 - Kylan Becker (2016-19)
5. .426 - DeDe Justice (2002-05)
6. .420 - Miranda Strother (2014-17)
7. .417 - Mikayla Allee (2019-23)
 - .417 - Londen Ladner (2011-14)
9. .415 - Elantra Cox (2015-18)
10. .404 - Tate Whitley (2019-23)

Brianna Lopez also sits just outside the top-10 all-time in ERA at Ole Miss and needs just 21.1 innings to qualify for the all-time charts.

JAMIE TRACHSEL

RUN DOWN

Head coach Jamie Trachsel enters her fifth season at the helm of the Ole Miss softball program heading into the 2025 season. In just four years in Oxford, she has guided the Rebels to four consecutive NCAA Regional appearances. In 2023, she became the fastest coach in Ole Miss Softball history to achieve her 100th victory, needing only 159 games to accomplish the feat.

The sixth head softball coach in Ole Miss history and the 2019 NFCA Great Lakes Region Coach of the Year, Trachsel has collected 11 conference regular-season and tournament championships, developed 48 all-conference honorees, and guided her teams to the NCAA Tournament in 11-of-13 seasons, including a trip to the 2019 Women's College World Series with the Golden Gophers.

2024 represented another strong campaign for the Rebels under Trachsel's leadership, as they played some of their best softball down the stretch. The Rebels recorded a 31-27 record and 7-17 mark in SEC play. The season began with a 9-1 start to notch the best start in program history through 10 games.

The Rebels solidified their NCAA tournament resume in conference play, as they earned their first conference win over No. 17 Mississippi State. The results only improved, as the Rebels promptly won both their highest-ranked victory under Trachsel and the highest-ranked series win in program history, with the Rebels taking two of three games from No. 2 LSU in Baton Rouge, La.

Over their final eight games against SEC opponents, the Rebels went 5-3, earning two wins over Auburn in Oxford, before taking two of three from No. 8 Arkansas in Fayetteville. The Rebels added another win over No. 25 Kentucky in the SEC Tournament for good measure. Their efforts helped the Rebels return to the NCAA Tournament, where they competed in the Lafayette Regional.

Despite playing the sixth toughest schedule in the nation in 2023, Trachsel's squad battled adversity and finished with a 32-28 record and an 8-16 mark in the SEC. The Rebels solidified their spot in the postseason after knocking off ranked opponents in conference play all season, earning a spot in the Salt Lake City Regional, where they went on to play in the Regional Final.

Ole Miss opened the season in Puerto Vallarta, Mexico, before returning stateside for three other non-conference tournaments, including two in Oxford. The Rebels began conference play where they would earn victories over No. 10 LSU, No. 19 Auburn, No. 15 Kentucky, No. 21 Texas A&M, No. 14 Florida and No. 14 Alabama, as well as take the series at Missouri. Trachsel also earned her 100th career victory at Ole Miss on April 9, becoming the fastest coach in program history to reach the milestone. Ole Miss earned a spot as the No. 11 seed in the SEC Tournament and went on to win its opening game for the second consecutive year. In the NCAA Tournament, the Rebels advanced to the Regional Final with a pair of wins over Baylor, including a shutout, but fell to No. 15 national seed and host Utah.

Freshman Jalia Lassiter earned NFCA All-South Region honors, grabbing a spot on the third team, while senior

Tate Whitley was named to the SEC All-Defensive team. Whitley and senior Mya Stevenson also registered their 200th career hits nearly a week apart. Graduate transfer Savana Sikes tied for the team lead with 48 hits, while fifth-year senior Mikayla Allee put together the best offensive season of her career, posting a .288 average (third on the team) and 46 hits (18 more than her single-season high). The Rebels also saw success in the circle, with Aynslie Furbush and Catelyn Riley leading the way with nine and eight wins, respectively.

The 2022 campaign was one for the record books as Trachsel and Ole Miss got off to a blistering 21-4 start to the season, tied for the best record through 25 games in program history. The Rebels won 41 games on the year, the second most in a single season in school history. With a tough conference slate that featured three consecutive series against top-10 opponents, Ole Miss managed to pick up marquee wins over No. 9 Arkansas and No. 8 Kentucky. The Rebels got hot down the stretch, winning nine of their final 11 contests and taking series from No. 11 Tennessee and at No. 16 Georgia to close out the regular season and tie the program record with 38 regular season victories.

Ending the regular season with a 38-16 mark, Ole Miss cracked the top 25 in multiple polls and finished eighth in the SEC. The Rebels went on to win a game at the SEC Tournament for the first time since 2019 and secure the program's sixth straight NCAA Regional bid, earning the No. 2 seed in the Los Angeles Regional. Despite dropping the opening game of the regional, they climbed back into the regional final with wins over Grand Canyon and LMU before falling to No. 5 UCLA.

Following a standout season, three Rebel outfielders in Tate Whitley, Abbey Latham and Bre Roper each earned NFCA All-Region honors. Whitley led the SEC in hits with 74 during the regular season, while Latham became the program's all-time RBI leader in March. Roper shined as a graduate transfer, she ranked second on the team with a .364 batting average and 64 hits and 39 runs scored. Ole Miss also saw unparalleled success in the classroom, posting a 3.70 team GPA during the spring semester, the highest in program history.

Picked to finish dead last in the 2021 SEC Preseason Coaches Poll, Ole Miss exceeded all expectations in Trachsel's first campaign at the helm. The Rebs collected a 36-22 overall record, including a 12-12 mark in SEC play, good for an eighth place finish and the second most conference victories in program history. Ole Miss received its fifth-consecutive NCAA Tournament bid for its work, earning the No. 2 seed in the Tucson Regional. The Rebels made Oxford a fortress in Trachsel's inaugural season, posting a 24-3 home record, including the first-ever sweep of rival Mississippi State and a three-game sweep of No. 25 UCF.

Under Trachsel's guidance, four Rebels received SEC postseason honors, tied for the most in a single season in program history. Paige Smith was named to the newly minted SEC All-Newcomer Team, while rookies Blaise Biringer and Aynslie Furbush received a nod for the all-freshman squad. One of the most feared backstops in the country, Rebel catcher Autumn Gillespie was tabbed to the SEC All-Defense Team.



QUICK HITS

POSITION	HEAD COACH
HOME TOWN	DULUTH, MINN.
ALMA MATER	ST. CLOUD STATE, '01
CAREER RECORD	504-283-1 (15TH SEASON)
OLE MISS RECORD	158-99 (FIFTH SEASON)

In her three-year stint with the Golden Gophers, Trachsel took over a program on the rise and kept the ascent going to the upper echelon of the softball world. After finishing off her inaugural season in Minneapolis with 41 wins, a Big Ten Tournament title, an appearance in the NCAA Seattle Regional Final and four All-Big Ten and NFCA All-Region honorees, Trachsel helmed the Gophers to their most prolific season in history in 2019.

Playing arguably the nation's most challenging schedule, Minnesota racked up a 41-12 record during the regular season, setting the stage for a magical postseason run. The No. 8 national seeded Gophers ripped through the Regional and Super Regional rounds of the NCAA Tournament with five straight wins, including two apiece over SEC foes in No. 14 Georgia and No. 10 LSU. Minnesota then set sail for Oklahoma City, making its first trip to the Women's College World Series in the NCAA era.

Five Gophers were named to the All-Big Ten and NFCA All-Region squads, respectively, following Trachsel's second season at Minnesota, while Gopher ace Amber Fiser was named the Big Ten Pitcher of the Year and a First Team All-American.

Minnesota finished the season ranked No. 8 in both the



USA Today/NFCA Top-25 Coaches Poll and the ESPN.com/USA Softball Collegiate Top-25 Poll. The No. 8 ranking is the highest the Gophers have finished a season in either major poll. Minnesota also finished No. 7 in the NCAA RPI, which is not only the school's highest RPI to finish a season, but the highest at any point in program history. For their efforts, Trachsel and her staff were named the NFCA Great Lakes All-Region Coaching Staff of the Year.

Ranked in the top 10 in five different preseason polls heading into 2020, Trachsel and the Gophers hit the ground running once again. Minnesota collected a 15-9-1 record prior to the cancelation of the remainder of the spring season due to the coronavirus, including ranked wins over No. 5 Florida State and No. 19 Missouri. Sophomore slugger Natalie DenHartog was tabbed a Shortened Season All-American by Softball America.

The Gophers also made history in the classroom under Trachsel. Their spring 2019 semester GPA of 3.63 was the highest in program history, while eleven different players notched 2019 Academic All-Big Ten honors. In total, Trachsel's players have received 41 academic all-league honors.

Prior to taking over Minnesota, Trachsel spent one season in the Big XII as the head coach at Iowa State. She led the Cyclones to a fifth-place conference finish in 2017, garnering their highest league win total in eight years along with the best regular-season Big XII finish since 1994. Trachsel's squad also saw improvement in the circle, dropping its team era by nearly two runs per game to the lowest since 2010. Two Cyclones earned NFCA All-Region First Team honors in Kelsey McFarland and Sami Williams, the latter selected to the All-Big XII First Team as well, one of only three freshmen league-wide to earn that award.

Trachsel arrived in Ames following 14 seasons at North Dakota State, including the final six as co-head coach. In those half-dozen seasons, NDSU compiled a 221-109 overall record (.670), a 98-19 mark (.838) in the Summit League and advanced to NCAA Regional play five times. The Bison won their conference regular-season championship and the tournament championship five times each with Trachsel as co-head coach.

NDSU won at least 30 games – including a school-record 45 in 2015 when it climbed as high as 41st in the NCAA Percentage Ratings Index (RPI) – for 10 straight seasons. The Bison advanced to the NCAA Regionals in seven of Trachsel's final eight seasons in Fargo. In 2009, NDSU pulled a shocking upset, claiming the Norman Regional over perennial power Oklahoma.

Her tenure with NDSU began with two seasons (2002-04) as a graduate assistant, followed by three (2005-07) as an assistant coach, three (2008-10) as associate head coach and the last six (2011-16) as co-head coach.

During her stay in Fargo, Trachsel coached five All-Americans, 25 All-Region players and 59 All-Conference student athletes, including five Summit League Players of the Year and five Summit League Pitchers of the Year. The Minnesota native was also a part of staffs recognized as NFCA Midwest Region Coaching Staff of the Year twice in 2009 and 2015.

As a player, Trachsel competed for NCAA Division II program St. Cloud State in St. Cloud, Minnesota. She led the Huskies to three straight NCAA Division II tournament appearances and one conference title. Trachsel made the 1999 NCAA Division II All-Region Tournament Team and received All-Academic honors from the NFCA twice. SCSU won 127 games during her career.

As a prep athlete, Trachsel earned 17 letters across four sports at Duluth (Minn.) Central High School. She is also a nine-time national champion in racquetball (1988-93 and 2003-05).

Trachsel earned a bachelor's degree in sports management (minors in coaching and human relations) from St. Cloud State in 2001. She added a Master of Education degree in athletics administration from North Dakota State in 2006.

YEAR-BY-YEAR RECORD

Year	School	W-L	Conf.	Postseason
2011	NDSU	30-27	17-7	NCAA Regionals
2012	NDSU	38-22	18-6	NCAA Regionals
2013	NDSU	33-16	17-1	Summit Tournament
2014	NDSU	36-18	13-3	NCAA Regionals
2015	NDSU	45-11	16-2	NCAA Regionals
2016	NDSU	39-15	17-0	NCAA Regionals
2017	Iowa State	23-35	6-12	Big XI Tournament
2018	Minnesota	41-17	17-4	NCAA Regionals
2019	Minnesota	46-14	20-2	WCWS
2020	Minnesota	15-9-1	0-0	Season Canceled
2021	Ole Miss	36-22	12-12	NCAA Regionals
2022	Ole Miss	41-19	12-12	NCAA Regionals
2023	Ole Miss	32-28	8-16	NCAA Regionals
2024	Ole Miss	31-27	7-17	NCAA Regionals
2025	Ole Miss	18-3	0-0	
Total	14 Seasons	504-283-1	180-94	

PATH TO OLE MISS

	Ole Miss Head Coach	2021 -
	Minnesota Head Coach	2018-20
	Iowa State Head Coach	2017
	North Dakota State Co-Head Coach	2011-16
	North Dakota State Associate Head Coach	2008-10
	North Dakota State Assistant Coach	2005-07
	North Dakota State Graduate Assistant	2002-04



OLLE LILLY WHITTEN

JR | RHP | TUNAS, MO. | SKYLINE | MISSOURI

SEASON HIGHS

- ▶ **Innings Pitched:** --
- ▶ **Strikeouts:** --
- ▶ **Fewest Runs*:** --
- ▶ **Most Runs:** --
- ▶ **Fewest Hits*:** --
- ▶ **Most Hits:** --
- ▶ **Fewest Walks*:** --
- ▶ **Most Walks:** --

* - Minimum 5 innings pitched

CAREER HIGHS

- ▶ **Innings Pitched:** 6.0, 2x, MR vs. SIU Edwardsville (4/17/24)
- ▶ **Strikeouts:** 8 vs. South Dakota State (2/17/24)
- ▶ **Fewest Runs*:** 1, 3x, MR vs. SIU Edwardsville (4/17/24)
- ▶ **Most Runs:** 2 at Tennessee (3/16/24)
- ▶ **Fewest Hits*:** 2 vs. SIU Edwardsville (4/17/24)
- ▶ **Most Hits:** 6 vs. South Dakota State (2/17/24)
- ▶ **Fewest Walks*:** 1, 2x, MR vs. SIU Edwardsville (4/17/24)
- ▶ **Most Walks:** 3 vs. South Dakota State (2/17/24)

* - Minimum 5 innings pitched

RUN DOWN

WHITTEN'S CAREER STATS

Year	ERA	W	L	App	GS	CG	SHO	CBO	SV	IP	H	R	ER	BB	SO	2B	3B	HR	BF	B/Avg	WP	HBP	SFA	SHA
2023	---	--	--	--	--	--	--	--	--	---	--	--	--	--	--	--	--	--	---	---	--	--	--	--
2024	1.18	5	0	11	3	0	0	1	0	29.2	24	7	5	9	27	5	2	1	123	.212	3	1	0	0
2025	---	--	--	--	--	--	--	--	--	---	--	--	--	--	--	--	--	--	---	---	--	--	--	--
TOTAL	1.18	5	0	11	3	0	0	1	0	29.2	24	7	5	9	27	5	2	1	123	.212	3	1	0	0



1 MACKENZIE PICKENS

FR | INF | FLOWERY BRANCH, GA. | BUFORD

SEASON HIGHS

- ▶ **Runs:** 2, 2x, MR vs. South Alabama (3/2/25)
- ▶ **Hits:** 3, vs. Louisiana Tech (2/23/25)
- ▶ **Doubles:** 1, 4x, MR vs. South Alabama (3/2/25)
- ▶ **Triples:** --
- ▶ **Home Runs:** 1, 3x, MR vs. Nicholls (2/28/25)
- ▶ **RBI:** 5, vs. Louisiana Tech (2/23/25)
- ▶ **Total Bases:** 7, vs. Louisiana Tech (2/23/25)
- ▶ **Walks:** 1, 3x, MR vs. North Alabama (2/21/25)
- ▶ **Stolen Bases:** 2, 2x, MR vs. James Madison (2/23/25)

CAREER HIGHS

- ▶ **Runs:** 2, 2x, MR vs. South Alabama (3/2/25)
- ▶ **Hits:** 3, vs. Louisiana Tech (2/23/25)
- ▶ **Doubles:** 1, 4x, MR vs. South Alabama (3/2/25)
- ▶ **Triples:** --
- ▶ **Home Runs:** 1, 3x, MR vs. Nicholls (2/28/25)
- ▶ **RBI:** 5, vs. Louisiana Tech (2/23/25)
- ▶ **Total Bases:** 7, vs. Louisiana Tech (2/23/25)
- ▶ **Walks:** 1, 3x, MR vs. North Alabama (2/21/25)
- ▶ **Stolen Bases:** 2, 2x, MR vs. James Madison (2/23/25)

RUN DOWN

Date	Opponent	Pos	AB	R	H	RBI	2B	3B	HR	BB	SB	CS	HBP	SAC	SF	GDP	K	PO	A	E	Avg
Feb 06	vs Clemson	*2b	3	1	0	0	0	0	0	0	0	0	0	0	0	0	0	3	1	0	.000
Feb 06	at Florida Atlantic	*2b	3	0	1	1	0	0	0	1	0	0	0	0	0	0	0	0	2	0	.167
Feb 07	vs Wisconsin	*2b	4	1	2	0	0	0	0	0	2	0	0	0	0	0	0	2	2	1	.300
Feb 07	vs Missouri State	*2b	2	0	1	0	0	0	0	0	0	0	0	0	0	0	0	1	2	0	.333
Feb 08	vs Kansas	3b	0	0	0	0	0	0	0	0	0	0	0	0	0	0	0	0	2	0	.333
Feb 13	at Southern Miss	*2b	4	0	0	0	0	0	0	0	0	0	0	0	0	0	1	1	0	0	.250
Feb 14	vs Sam Houston	*2b	2	2	1	4	0	0	1	1	0	0	0	0	0	0	0	1	1	0	.278
Feb 14	at Louisiana	*2b	5	0	1	1	0	0	0	0	0	0	0	0	0	0	0	4	3	0	.261
Feb 15	vs Central Arkansas	*2b	3	1	2	2	0	0	0	0	0	0	0	0	0	0	0	0	0	0	.308
Feb 16	vs NIU	*2b	4	1	1	0	0	0	0	0	0	0	0	0	0	0	0	0	1	0	.300
Feb 16	at Louisiana	*2b	3	0	0	0	0	0	0	0	0	0	0	0	0	0	0	2	0	0	.273
Feb 21	vs North Alabama	*2b	2	0	1	0	0	0	0	1	0	0	0	0	0	0	0	0	2	0	.286
Feb 22	vs Miami	*2b	2	0	1	1	0	0	0	0	0	1	0	0	0	0	0	0	1	0	.297
Feb 23	vs James Madison	*2b	3	1	1	0	0	0	0	0	2	0	0	0	0	0	0	3	0	0	.300
Feb 23	vs Louisiana Tech	*2b	3	1	3	5	1	0	1	0	0	0	0	0	0	0	0	3	1	0	.349
Feb 26	MCNEESE	*2b	3	1	2	0	1	0	0	0	0	0	0	0	0	0	1	3	1	0	.370
Feb 28	NICHOLLS	*2b	3	1	1	1	0	0	1	0	0	0	0	0	0	0	0	1	0	0	.367
Feb 28	SOUTH ALABAMA	*2b	3	0	0	0	0	0	0	0	0	0	0	0	0	0	2	1	1	0	.346
Mar 01	MURRAY STATE	*2b	3	0	1	0	1	0	0	0	0	0	0	0	0	0	1	0	1	0	.345
Mar 01	NICHOLLS	*2b	0	0	0	1	0	0	0	0	0	0	0	0	1	0	0	0	1	0	.345
Mar 02	SOUTH ALABAMA	*2b	3	2	1	2	1	0	0	0	1	0	1	0	0	0	0	3	0	0	.345
Totals		20gs	58	12	20	18	4	0	3	3	5	0	2	0	1	0	5	28	22	1	.345

On base pct. .391 • Slugging pct. .569

PICKENS' CAREER STATS

Year	Avg.	GP	GS	AB	R	H	2B	3B	HR	RBI	TB	SLG%	BB	HBP	SO	GDP	OB%	SF	SH	SB	ATT	PO	A	E	FLD%
2025	.345	21	20	58	12	20	4	0	3	18	33	.569	3	2	5	0	.391	1	0	5	5	28	22	1	.980
TOTAL	.345	21	20	58	12	20	4	0	3	18	33	.569	3	2	5	0	.391	1	0	5	5	28	22	1	.980



21 TAYLOR STRAIN

SR | OF | ROBINSON, TEXAS | ROBINSON | BAYLOR

SEASON HIGHS

- ▶ **Runs:** 1, 5x, MR vs. Miami (2/22/25)
- ▶ **Hits:** 1, 4x, MR vs. Murray State (3/1/25)
- ▶ **Doubles:** 1, vs. Missouri State (2/7/25)
- ▶ **Triples:** --
- ▶ **Home Runs:** --
- ▶ **RBI:** 1, vs. Kansas (2/8/25)
- ▶ **Total Bases:** 2, vs. Missouri State (2/7/25)
- ▶ **Walks:** 1, 2x, MR vs. Miami (2/22/25)
- ▶ **Stolen Bases:** 1, at Southern Miss (2/13/25)

CAREER HIGHS

- ▶ **Runs:** 3 at Texas (5/7/22)
- ▶ **Hits:** 3, 4x, MR vs. Morgan State (2) (3/2/24)
- ▶ **Doubles:** 1, 22x, MR vs. Missouri State (2/7/25)
- ▶ **Triples:** --
- ▶ **Home Runs:** 1 vs. Texas (5/6/22)
- ▶ **RBI:** 3, 3x, MR vs. Minnesota (2/26/23)
- ▶ **Total Bases:** 5, vs. Texas (5/6/22)
- ▶ **Walks:** 2, 3x, MR at BYU (2) (4/25/24)
- ▶ **Stolen Bases:** 2, 2x, MR at UTSA (4/9/24)

RUN DOWN

Date	Opponent	Pos	AB	R	H	RBI	2B	3B	HR	BB	SB	CS	HBP	SAC	SF	GDP	K	PO	A	E	Avg	
Feb.06	at Florida Atlantic	pr	0	1	0	0	0	0	0	0	0	0	0	0	0	0	0	0	0	0	0	.000
Feb.07	vs Wisconsin	ph	1	0	0	0	0	0	0	0	0	0	0	0	0	0	0	0	0	0	0	.000
Feb.07	vs Missouri State	ph/of	1	1	1	0	1	0	0	0	0	0	0	0	0	0	0	0	0	0	0	.500
Feb.08	vs Kansas	*of	2	0	0	1	0	0	0	1	0	0	0	0	0	0	0	1	0	0	0	.250
Feb.13	at Southern Miss	pr	0	0	0	0	0	0	0	0	1	0	0	0	0	0	0	0	0	0	0	.250
Feb.14	vs Sam Houston	of	1	0	0	0	0	0	0	0	0	0	0	0	0	0	0	1	0	0	0	.200
Feb.14	at Louisiana	pr	0	0	0	0	0	0	0	0	0	0	0	0	0	0	0	0	0	0	0	.200
Feb.15	vs Central Arkansas	ph/of	1	0	1	0	0	0	0	0	0	0	0	0	0	0	0	0	0	0	0	.333
Feb.16	vs NIU	pr/dh	2	1	1	0	0	0	0	0	0	0	0	0	0	0	0	0	0	0	0	.375
Feb.22	vs Miami	*of	2	1	0	0	0	0	0	1	0	0	0	0	0	0	0	0	0	0	0	.300
Feb.23	vs Louisiana Tech	pr/of	2	1	0	0	0	0	0	0	0	0	0	0	0	0	0	0	0	0	0	.250
Feb.28	NICHOLLS	pr	0	0	0	0	0	0	0	0	0	0	0	0	0	0	0	0	0	0	0	.250
Feb.28	SOUTH ALABAMA	pr/of	0	0	0	0	0	0	0	0	0	0	0	0	0	0	0	0	0	0	0	.250
Mar.01	MURRAY STATE	*of	2	0	1	0	0	0	0	0	0	0	0	0	0	0	0	0	0	0	0	.286
Totals		3gs	14	5	4	1	1	0	0	2	1	0	0	0	0	0	0	2	0	0	0	.286

On base pct. .375 • Slugging pct. .357

STRAIN'S CAREER STATS

Year	Avg.	GP	GS	AB	R	H	2B	3B	HR	RBI	TB	SLG%	BB	HBP	SO	GDP	OB%	SF	SH	SB	ATT	PO	A	E	FLD%
2022	.299	45	42	117	17	35	7	0	1	21	45	.385	5	0	23	0	.323	2	9	4	5	61	1	0	1.000
2023	.228	46	36	101	17	23	3	0	0	14	26	.247	7	1	22	0	.284	0	3	6	6	54	1	1	.982
2024	.299	53	52	137	25	41	11	0	0	11	52	.380	10	2	24	0	.353	1	2	7	10	51	2	1	.981
2025	.286	14	3	14	5	4	1	0	0	1	5	.357	2	0	0	0	.375	0	0	1	1	2	0	0	1.000
TOTAL	.279	158	133	369	64	103	22	0	1	47	128	.347	24	3	69	0	.326	3	14	18	22	168	4	2	.989



3 PERSY LLAMAS

FR | LHP/UT | EASTVALE, CALIF. | ELEANOR ROOSEVELT

SEASON HIGHS

- ▶ **Runs:** 2, 2x, MR vs. South Alabama (3/2/25)
- ▶ **Hits:** 3, vs. Missouri State (2/7/25)
- ▶ **Doubles:** 1, 3x, MR at Louisiana (2/16/25)
- ▶ **Triples:** --
- ▶ **Home Runs:** 2, vs. South Alabama (3/2/25)
- ▶ **RBI:** 4, vs. South Alabama (3/2/25)
- ▶ **Total Bases:** 8, vs. South Alabama (3/2/25)
- ▶ **Walks:** 2, vs. Murray State (3/1/25)
- ▶ **Stolen Bases:** --

CAREER HIGHS

- ▶ **Runs:** 2, 2x, MR vs. South Alabama (3/2/25)
- ▶ **Hits:** 3, vs. Missouri State (2/7/25)
- ▶ **Doubles:** 1, 3x, MR at Louisiana (2/16/25)
- ▶ **Triples:** --
- ▶ **Home Runs:** 2, vs. South Alabama (3/2/25)
- ▶ **RBI:** 4, vs. South Alabama (3/2/25)
- ▶ **Total Bases:** 8, vs. South Alabama (3/2/25)
- ▶ **Walks:** 2, vs. Murray State (3/1/25)
- ▶ **Stolen Bases:** --

RUN DOWN

Date	Opponent	Pos	AB	R	H	RBI	2B	3B	HR	BB	SB	CS	HBP	SAC	SF	GDP	K	PO	A	E	Avg
Feb 06	vs Clemson	ph	1	1	1	3	0	0	1	0	0	0	0	0	0	0	0	0	0	0	1.000
Feb 06	at Florida Atlantic	*1b	4	0	2	1	0	0	0	0	0	0	0	0	0	0	0	9	0	0	.600
Feb 07	vs Wisconsin	*1b	2	0	0	1	0	0	0	1	0	0	0	0	1	0	0	1	1	0	.429
Feb 07	vs Missouri State	*1b	3	1	3	2	1	0	0	0	0	0	0	0	0	0	0	6	0	0	.600
Feb 08	vs Kansas	*1b	3	0	1	1	0	0	0	0	0	0	0	0	0	0	0	8	1	0	.538
Feb 13	at Southern Miss	*1b	4	0	1	0	0	0	0	0	0	0	1	0	0	0	0	3	1	0	.471
Feb 14	vs Sam Houston	*1b	3	0	2	1	0	0	0	0	0	0	0	0	0	0	0	3	0	0	.500
Feb 14	at Louisiana	*1b	4	1	2	1	0	0	0	0	0	0	0	0	1	0	0	14	1	1	.500
Feb 15	vs Central Arkansas	*1b	3	1	2	1	0	0	0	0	0	0	0	0	0	0	0	3	0	0	.519
Feb 16	vs NIU	*1b	3	1	1	0	1	0	0	1	0	0	0	0	0	0	0	8	0	0	.500
Feb 16	at Louisiana	*1b	4	0	1	1	1	0	0	0	0	0	0	0	0	0	0	4	1	0	.471
Feb 21	vs North Alabama	*1b	4	0	0	0	0	0	0	0	0	0	0	0	0	0	0	2	0	0	.421
Feb 22	vs Miami	*1b	2	0	0	2	0	0	0	1	0	0	0	0	1	0	0	6	0	1	.400
Feb 23	vs James Madison	*1b	2	2	1	3	0	0	1	1	0	0	0	0	0	0	0	4	0	0	.405
Feb 23	vs Louisiana Tech	*1b	2	1	0	0	0	0	0	0	0	0	1	0	0	0	0	2	0	0	.386
Feb 26	MCNEESE	*1b	2	0	0	0	0	0	0	1	0	0	0	0	0	0	0	3	0	0	.370
Feb 28	NICHOLLS	*1b	1	1	1	0	0	0	0	1	0	0	1	0	0	0	0	17	0	0	.383
Feb 28	SOUTH ALABAMA	*1b	2	1	1	2	0	0	0	1	0	0	0	0	0	0	0	5	0	0	.388
Mar 01	MURRAY STATE	*1b	1	0	0	0	0	0	0	2	0	0	0	0	0	0	0	10	0	0	.380
Mar 01	NICHOLLS	*1b	2	0	0	0	0	0	0	0	0	0	0	0	0	0	0	3	0	0	.365
Mar 02	SOUTH ALABAMA	*1b	3	2	2	4	0	0	2	1	0	0	0	0	0	0	0	5	0	0	.382
Totals		20gs	55	12	21	23	3	0	4	10	0	0	3	0	3	0	0	116	5	2	.382

On base pct. .479 • Slugging pct. .655

LLAMAS' CAREER STATS

Year	Avg.	GP	GS	AB	R	H	2B	3B	HR	RBI	TB	SLG%	BB	HBP	SO	GDP	OB%	SF	SH	SB	ATT	PO	A	E	FLD%
2025	.382	21	20	55	12	21	3	0	4	23	36	.655	10	3	0	0	.479	3	0	0	0	116	5	2	.984
TOTAL	.382	21	20	55	12	21	3	0	4	23	36	.655	10	3	0	0	.479	3	0	0	0	116	5	2	.984



3 PERSY LLAMAS

FR | LHP/UT | EASTVALE, CALIF. | ELEANOR ROOSEVELT

SEASON HIGHS	
▶ Innings Pitched:	--
▶ Strikeouts:	--
▶ Fewest Runs*:	--
▶ Most Runs:	--
▶ Fewest Hits*:	--
▶ Most Hits:	--
▶ Fewest Walks*:	--
▶ Most Walks:	--
* - Minimum 5 innings pitched	

CAREER HIGHS	
▶ Innings Pitched:	--
▶ Strikeouts:	--
▶ Fewest Runs*:	--
▶ Most Runs:	--
▶ Fewest Hits*:	--
▶ Most Hits:	--
▶ Fewest Walks*:	--
▶ Most Walks:	--
* - Minimum 5 innings pitched	

RUN DOWN

LLAMAS' CAREER STATS																								
Year	ERA	W	L	App	GS	CG	SHO	CBO	SV	IP	H	R	ER	BB	SO	2B	3B	HR	BF	B/Avg	WP	HBP	SFA	SHA
2025	---	--	--	--	--	--	--	--	--	---	--	--	--	--	--	--	--	--	--	---	--	--	--	--
TOTAL	---	--	--	--	--	--	--	--	--	---	--	--	--	--	--	--	--	--	--	---	--	--	--	--



4 ALYAH BINFORD

SR | RHP/INF | NEW BRAUNFELS, TEXAS | NEW BRAUNFELS CANYON | BAYLOR

SEASON HIGHS

- ▶ **Runs:** 3, vs. Central Arkansas (2/15/25)
- ▶ **Hits:** 3, 3x, MR vs. Miami (2/22/25)
- ▶ **Doubles:** 1, 6x, MR vs. Miami (2/22/25)
- ▶ **Triples:** 2, vs. Kansas (2/8/25)
- ▶ **Home Runs:** 1, 2x, MR vs. South Alabama (2/28/25)
- ▶ **RBI:** 3, vs. South Alabama (2/28/25)
- ▶ **Total Bases:** 6, vs. Kansas (2/8/25)
- ▶ **Walks:** 1, 4x, MR vs. South Alabama (2/28/25)
- ▶ **Stolen Bases:** 1, vs. South Alabama (2/28/25)

CAREER HIGHS

- ▶ **Runs:** 3, vs. Central Arkansas (2/15/25)
- ▶ **Hits:** 3, 13x, MR vs. Miami (2/22/25)
- ▶ **Doubles:** 2, 3x, MR vs. Sam Houston (4/16/22)
- ▶ **Triples:** 2, vs. Kansas (2/8/25)
- ▶ **Home Runs:** 2, vs. Kansas (4/30/21)
- ▶ **RBI:** 6, vs. Kansas (4/30/21)
- ▶ **Total Bases:** 9, vs. Kansas (4/30/21)
- ▶ **Walks:** 2, 5x, MR vs. Texas Tech (4/24/22)
- ▶ **Stolen Bases:** 2, 4x, MR vs. UCF (2) (4/21/24)

RUN DOWN

Date	Opponent	Pos	AB	R	H	RBI	2B	3B	HR	BB	SB	CS	HBP	SAC	SF	GDP	K	PO	A	E	Avg
Feb 06	vs Clemson	*p/3b	3	0	1	0	0	0	0	0	0	0	0	0	0	0	1	1	2	0	.333
Feb 06	at Florida Atlantic	*3b	4	0	0	0	0	0	0	0	0	0	0	0	0	0	1	2	1	0	.143
Feb 07	vs Wisconsin	*3b/p	3	0	1	2	0	1	0	0	0	0	0	0	1	0	1	0	0	0	.200
Feb 08	vs Kansas	*3b/p	3	0	2	2	0	2	0	0	0	0	0	0	0	0	0	1	2	0	.308
Feb 13	at Southern Miss	*3b	5	0	2	0	1	0	0	0	0	0	0	0	0	0	0	1	1	1	.333
Feb 14	vs Sam Houston	*3b	3	0	1	2	0	0	0	0	0	0	0	0	0	0	0	0	0	0	.333
Feb 14	at Louisiana	*p	4	1	3	2	1	0	0	0	0	0	0	0	1	0	0	0	3	0	.400
Feb 15	vs Central Arkansas	*3b	3	3	3	1	1	0	0	0	0	0	0	0	0	0	0	1	0	0	.464
Feb 16	vs NIU	*3b	4	0	1	2	1	0	0	0	0	0	0	0	0	0	1	1	4	0	.438
Feb 16	at Louisiana	*3b	3	0	2	1	1	0	0	1	0	0	0	0	0	0	0	1	1	0	.457
Feb 21	vs North Alabama	*3b	3	0	0	0	0	0	0	1	0	0	0	0	0	0	0	1	0	0	.421
Feb 22	vs Miami	*p	4	0	3	2	1	0	0	0	0	0	0	0	0	0	0	0	3	0	.452
Feb 23	vs James Madison	*3b	4	0	0	0	0	0	0	0	0	0	0	0	0	0	1	3	1	0	.413
Feb 23	vs Louisiana Tech	*3b	3	1	0	0	0	0	0	1	0	0	0	0	0	0	0	2	0	2	.388
Feb 26	MCNEESE	*3b	3	1	1	2	0	0	1	0	0	0	0	0	0	1	0	0	1	0	.385
Feb 28	NICHOLLS	*p	3	1	1	0	0	0	0	0	0	0	0	0	0	0	0	0	4	0	.382
Feb 28	SOUTH ALABAMA	*3b	2	2	1	3	0	0	1	1	1	0	0	0	0	0	1	0	0	0	.386
Mar 01	MURRAY STATE	*p	3	0	0	0	0	0	0	0	0	0	0	0	0	0	1	0	2	0	.367
Mar 01	NICHOLLS	*3b	2	1	2	0	0	0	0	0	0	0	0	0	0	0	0	0	0	0	.387
Mar 02	SOUTH ALABAMA	*3b/ph	4	0	0	1	0	0	0	0	0	0	0	0	1	0	0	0	2	1	.364
Totals		20gs	66	10	24	20	6	3	2	4	1	0	0	0	3	1	6	15	27	4	.364

On base pct. .384 • Slugging pct. .636

BINFORD'S CAREER STATS

Year	Avg.	GP	GS	AB	R	H	2B	3B	HR	RBI	TB	SLG%	BB	HBP	SO	GDP	OB%	SF	SH	SB	ATT	PO	A	E	FLD%
2020	.271	24	24	70	7	19	5	0	5	14	39	.557	2	0	9	0	.292	0	0	0	0	19	41	3	.952
2021	.284	46	46	141	18	40	9	0	5	28	64	.454	7	2	27	0	.322	2	0	2	2	35	72	8	.930
2022	.316	54	54	155	25	49	15	0	5	26	79	.510	18	0	26	1	.383	2	0	10	12	38	114	11	.933
2023	.440	11	11	25	5	11	1	1	1	7	17	.680	1	0	2	0	.444	1	2	3	3	5	15	3	.880
2024	.272	52	47	125	15	34	7	0	3	21	50	.400	6	2	25	0	.316	0	2	6	7	13	61	1	.987
2025	.364	20	20	66	10	24	6	3	2	20	42	.636	4	0	6	1	.384	3	0	1	1	15	27	4	.913
TOTAL	.304	207	202	582	80	177	43	4	21	116	291	.500	38	4	95	2	.347	8	4	22	25	125	330	30	.938



4 ALYAH BINFORD

SR | RHP/INF | NEW BRAUNFELS, TEXAS | NEW BRAUNFELS CANYON | BAYLOR

SEASON HIGHS

- ▶ **Innings Pitched:** 7.0, 3x, MR vs. Murray State (3/1/25)
 - ▶ **Strikeouts:** 8, 2x, MR vs. Murray State (3/1/25)
 - ▶ **Fewest Runs*:** 0, 2x, MR vs. Murray State (3/1/25)
 - ▶ **Most Runs:** 3, at Louisiana (2/14/25)
 - ▶ **Fewest Hits*:** 0, vs. Murray State (3/1/25)
 - ▶ **Most Hits:** 7, at Louisiana (2/14/25)
 - ▶ **Fewest Walks*:** 0, 2x, MR vs. Nicholls (2/28/25)
 - ▶ **Most Walks:** 3, vs. Murray State (3/1/25)
- * - Minimum 5 innings pitched

CAREER HIGHS

- ▶ **Innings Pitched:** 7.0, 22x, MR vs. Murray State (3/1/25)
 - ▶ **Strikeouts:** 11, 4x, MR vs. Iowa State (3/29/24)
 - ▶ **Fewest Runs*:** 0, 12x, MR vs. Murray State (3/1/25)
 - ▶ **Most Runs:** 10, vs. Oklahoma (5/14/21)
 - ▶ **Fewest Hits*:** 0, vs. Murray State (3/1/25)
 - ▶ **Most Hits:** 13, at Texas (4/13/24)
 - ▶ **Fewest Walks*:** 0, 6x, MR vs. Nicholls (2/28/25)
 - ▶ **Most Walks:** 6, at Florida (5/26/24)
- * - Minimum 5 innings pitched

RUN DOWN

Date	Opponent	GS	IP	H	R	ER	BB	SO	2B	3B	HR	WP	BK	HBP	IBB	Score	W-L	Sv	ERA	NP
Feb 06	vs Clemson	*	3.1	5	2	2	1	0	0	0	1	0	0	0	0	3-2	0-0	0	4.20	48
Feb 07	vs Wisconsin		2.0	4	0	0	0	4	0	0	0	0	0	0	0	7-1	0-0	0	2.62	37
Feb 08	vs Kansas		2.0	1	0	0	2	3	0	0	0	0	0	1	0	5-3	0-0	1	1.91	39
Feb 14	at Louisiana	*	6.0	7	3	3	2	1	0	0	0	1	0	0	0	5-6	0-0	1	2.62	108
Feb 22	vs Miami	*	7.0	6	1	1	0	8	1	0	1	1	0	0	0	7-1	1-0	1	2.07	107
Feb 28	NICHOLLS	*	7.0	1	0	0	0	2	0	0	0	1	0	0	0	5-0	2-0	1	1.54	84
Mar 01	MURRAY STATE	*	7.0	0	0	0	3	8	0	0	0	1	0	0	0	1-0	3-0	1	1.22	90
Totals		5	34.1	24	6	6	8	26	1	0	2	4	0	1	0	33-13	3-0	1	1.22	-

BINFORD'S CAREER STATS

Year	ERA	W	L	App	GS	CG	SHO	CBO	SV	IP	H	R	ER	BB	SO	2B	3B	HR	BF	B/Avg	WP	HBP	SHA	SFA
2020	2.42	7	0	11	4	3	0	0	2	43.1	36	16	15	16	36	5	2	2	187	.228	2	8	4	1
2021	4.53	5	5	19	6	1	1	1	1	55.2	61	45	36	30	41	8	0	6	265	.269	4	4	4	1
2022	2.50	13	6	31	18	7	3	3	1	137.0	101	64	49	39	156	19	1	5	572	.195	11	9	3	2
2023	4.00	2	0	6	3	0	0	1	1	21.0	16	14	12	12	21	2	0	4	93	.200	3	1	0	0
2024	3.23	13	12	31	23	12	2	1	2	153.2	141	82	71	74	154	12	2	14	677	.240	10	8	4	3
2025	1.22	3	0	7	5	3	2	0	1	34.1	24	6	6	8	26	1	0	2	136	.192	4	1	2	0
TOTAL	2.97	43	23	105	59	26	8	6	8	445.0	379	227	189	179	434	47	5	33	1930	.223	34	31	17	7



5 ASHTON LANSDELL

SR | INF | MARIETTA, GA. | WHEELER | FIU

SEASON HIGHS

- ▶ **Runs:** 2, vs. Sam Houston (2/14/25)
- ▶ **Hits:** 1, 6x, MR at Louisiana (2/16/25)
- ▶ **Doubles:** 1, 2x, MR at Louisiana (2/16/25)
- ▶ **Triples:** --
- ▶ **Home Runs:** 1, at Southern Miss (2/13/25)
- ▶ **RBI:** 1, at Southern Miss (2/13/25)
- ▶ **Total Bases:** 4, at Southern Miss (2/13/25)
- ▶ **Walks:** 1, 5x, MR at Louisiana (2/16/25)
- ▶ **Stolen Bases:** 1, 2x, MR vs. Murray State (3/1/25)

CAREER HIGHS

- ▶ **Runs:** 3, 2x, MR vs. Stony Brook (2) (3/4/23)
- ▶ **Hits:** 3, 5x, MR at New Mexico State (4/12/24)
- ▶ **Doubles:** 1, 12x, MR at Louisiana (2/16/25)
- ▶ **Triples:** 1, 2x, MR at New Mexico State (4/14/24)
- ▶ **Home Runs:** 1, 13x, MR at Southern Miss (2/13/25)
- ▶ **RBI:** 6, vs. North Dakota (3/2/24)
- ▶ **Total Bases:** 7, 2x, MR at New Mexico State (4/14/24)
- ▶ **Walks:** 2, 5x, MR at Western Kentucky (3/15/24)
- ▶ **Stolen Bases:** 2, 7x, MR vs. Rutgers (2) (2/17/24)

RUN DOWN

Date	Opponent	Pos	AB	R	H	RBI	2B	3B	HR	BB	SB	CS	HBP	SAC	SF	GDP	K	PO	A	E	Avg
Feb 06	vs Clemson	*of	3	0	1	0	0	0	0	0	0	0	0	0	0	0	0	1	0	0	.333
Feb.06	at Florida Atlantic	*of	3	0	0	0	0	0	0	0	0	0	1	0	0	0	0	2	0	0	.167
Feb 07	vs Missouri State	*of	2	0	0	0	0	0	0	0	0	0	0	0	0	0	0	1	0	0	.125
Feb 13	at Southern Miss	*of	4	1	1	1	0	0	1	0	0	0	0	0	0	0	2	0	0	1	.167
Feb 14	vs Sam Houston	*of	1	2	1	0	0	0	0	1	1	0	0	0	0	0	0	1	0	0	.231
Feb 14	at Louisiana	*of	3	1	1	0	1	0	0	1	0	0	0	0	0	0	0	0	0	0	.250
Feb 15	vs Central Arkansas	*of	1	1	0	0	0	0	0	1	0	0	0	0	0	0	0	1	0	0	.235
Feb 16	vs NIU	*of/dh	2	0	1	0	0	0	0	1	0	0	0	0	0	0	0	0	0	0	.263
Feb 16	at Louisiana	*of	2	1	1	0	1	0	0	1	0	0	0	0	0	0	1	3	0	0	.286
Feb 21	vs North Alabama	*of	3	0	0	0	0	0	0	0	0	0	0	0	0	0	0	0	0	0	.250
Feb 23	vs Louisiana Tech	*of	3	0	0	0	0	0	0	0	0	0	0	0	0	0	3	0	0	0	.222
Feb 28	NICHOLLS	*of	2	0	0	0	0	0	0	0	0	0	0	0	0	0	0	2	0	0	.207
Mar 01	MURRAY STATE	pr	0	1	0	0	0	0	0	0	1	0	0	0	0	0	0	0	0	0	.207
Totals		12gs	29	7	6	1	2	0	1	5	2	0	1	0	0	0	6	11	0	1	.207

On base pct. .343 • Slugging pct. .379

LANSDELL'S CAREER STATS

Year	Avg.	GP	GS	AB	R	H	2B	3B	HR	RBI	TB	SLG%	BB	HBP	SO	GDP	OB%	SF	SH	SB	ATT	PO	A	E	FLD%
2023	.295	51	50	149	36	44	6	1	6	20	70	.470	19	2	30	0	.378	2	1	26	28	87	87	10	.946
2024	.301	44	42	113	25	34	4	1	6	25	58	.513	15	4	25	0	.393	3	1	14	16	57	49	13	.891
2025	.207	13	12	29	7	6	2	0	1	1	11	.379	5	1	6	0	.343	0	0	2	2	11	0	1	.917
TOTAL	.289	108	104	291	68	84	12	2	13	46	139	.478	39	7	61	0	.380	5	2	42	46	155	136	23	.924



6 ADEN PONE

SR | UT | HOPE MILLS, N.C. | GRAY'S CREEK | LONGWOOD

SEASON HIGHS

- ▶ **Runs:** 3, vs. South Alabama (2/28/25)
- ▶ **Hits:** 2, 4x, MR vs. South Alabama (2/28/25)
- ▶ **Doubles:** 1, at Florida Atlantic (2/6/25)
- ▶ **Triples:** --
- ▶ **Home Runs:** 1, vs. Nicholls (3/1/25)
- ▶ **RBI:** 4, vs. Nicholls (3/1/25)
- ▶ **Total Bases:** 5, vs. Nicholls (3/1/25)
- ▶ **Walks:** 1, 8x, MR vs. South Alabama (3/2/25)
- ▶ **Stolen Bases:** 2, 2x, MR vs. South Alabama (3/2/25)

CAREER HIGHS

- ▶ **Runs:** 3, 7x, MR vs. South Alabama (2/28/25)
- ▶ **Hits:** 4, 4x, MR vs. LA Tech (4/16/24)
- ▶ **Doubles:** : 2, vs. George Mason (3/29/23)
- ▶ **Triples:** 1, 11x, MR: vs. Winthrop (4/22/23)
- ▶ **Home Runs:** 1, 4x, MR vs. Nicholls (3/1/25)
- ▶ **RBI:** 4, 2x, MR vs. Nicholls (3/1/25)
- ▶ **Total Bases:** 6, 2x, MR: vs. Radford (4/29/23)
- ▶ **Walks:** 2, 3x, MR: at Memphis (3/5/24)
- ▶ **Stolen Bases:** 4, vs. Presbyterian (4/16/23)

RUN DOWN

Date	Opponent	Pos	AB	R	H	RBI	2B	3B	HR	BB	SB	CS	HBP	SAC	SF	GDP	K	PO	A	E	Avg
Feb 06	vs Clemson	*of	3	0	1	0	0	0	0	0	0	0	0	0	0	0	0	0	0	0	.333
Feb.06	at Florida Atlantic	*of	3	0	2	0	1	0	0	0	0	0	0	0	0	0	0	0	0	0	.500
Feb 07	vs Wisconsin	*of	2	0	0	1	0	0	0	1	0	0	0	1	0	0	1	0	1	0	.375
Feb 07	vs Missouri State	*of	2	0	0	0	0	0	0	0	0	0	0	0	0	0	0	0	0	0	.300
Feb 08	vs Kansas	*of	2	1	0	0	0	0	0	1	0	0	0	0	0	0	2	1	0	0	.250
Feb 13	at Southern Miss	pr	0	0	0	0	0	0	0	0	1	0	0	0	0	0	0	0	0	0	.250
Feb 14	vs Sam Houston	*of	3	1	1	1	0	0	0	0	1	0	0	0	0	0	0	0	0	0	.267
Feb 14	at Louisiana	*of	2	1	2	0	0	0	0	0	0	0	0	1	0	0	0	1	0	0	.353
Feb 15	vs Central Arkansas	*of	1	1	0	0	0	0	0	1	0	0	0	0	0	0	0	3	0	0	.333
Feb 16	vs NIU	*of	2	1	1	0	0	0	0	0	2	0	0	0	0	0	2	0	0	0	.350
Feb 16	at Louisiana	*of/dh	3	1	1	0	0	0	0	0	1	0	0	0	0	0	2	0	0	0	.348
Feb 21	vs North Alabama	*of	2	1	1	0	0	0	0	0	0	0	0	0	0	0	0	2	0	0	.360
Feb 22	vs Miami	*of	2	2	1	0	0	0	0	1	0	0	0	0	0	0	0	3	0	0	.370
Feb 23	vs James Madison	*of	3	1	1	0	0	0	0	1	0	0	0	0	0	0	0	3	0	0	.367
Feb 23	vs Louisiana Tech	*of	3	1	0	0	0	0	0	1	0	0	0	0	0	0	1	1	0	0	.333
Feb 26	MCNEESE	*of	2	1	2	0	0	0	0	0	0	0	0	1	0	0	0	2	0	0	.371
Feb 28	NICHOLLS	*of	3	0	1	0	0	0	0	0	0	0	0	0	0	0	1	0	0	0	.368
Feb 28	SOUTH ALABAMA	*of	2	3	1	1	0	0	0	1	2	0	0	0	0	0	0	1	1	0	.375
Mar 01	MURRAY STATE	*of	2	0	0	0	0	0	0	0	0	0	0	1	0	0	1	0	0	0	.357
Mar 01	NICHOLLS	*of	2	2	2	4	0	0	1	0	0	0	0	0	0	0	0	0	0	0	.386
Mar 02	SOUTH ALABAMA	*of	4	1	1	0	0	0	0	1	0	0	0	0	0	0	1	2	0	0	.375
Totals		20gs	48	18	18	7	1	0	1	8	7	0	0	4	0	0	9	21	2	0	.375

On base pct. .464 • Slugging pct. .458

PONE'S CAREER STATS

Year	Avg.	GP	GS	AB	R	H	2B	3B	HR	RBI	TB	SLG%	BB	HBP	SO	GDP	OB%	SF	SH	SB	ATT	PO	A	E	FLD%
2022	.414	57	56	191	37	79	3	4	0	15	90	.471	7	3	21	0	.443	0	3	26	35	51	11	3	.954
2023	.411	53	53	180	45	74	10	7	3	21	107	.594	9	4	15	0	.451	0	3	36	41	88	71	9	.946
2024	.346	57	56	179	34	62	5	0	0	14	67	.374	18	2	32	1	.410	1	8	9	11	72	3	4	.949
2025	.375	21	20	48	18	18	1	0	1	7	22	.458	8	0	9	0	.464	0	4	7	7	21	2	0	1.000
TOTAL	.390	188	185	598	134	233	19	11	4	57	286	.478	42	9	77	1	.437	1	18	78	94	232	87	16	.952





8 TATE DAVIS

FR | INF | GREER, S.C. | GREER

SEASON HIGHS

- ▶ **Runs:** 1, vs. Wisconsin (2/7/25)
- ▶ **Hits:** 1, vs. Wisconsin (2/7/25)
- ▶ **Doubles:** --
- ▶ **Triples:** --
- ▶ **Home Runs:** --
- ▶ **RBI:** --
- ▶ **Total Bases:** 1, vs. Wisconsin (2/7/25)
- ▶ **Walks:** --
- ▶ **Stolen Bases:** 1, vs. Wisconsin (2/7/25)

CAREER HIGHS

- ▶ **Runs:** 1, vs. Wisconsin (2/7/25)
- ▶ **Hits:** 1, vs. Wisconsin (2/7/25)
- ▶ **Doubles:** --
- ▶ **Triples:** --
- ▶ **Home Runs:** --
- ▶ **RBI:** --
- ▶ **Total Bases:** 1, vs. Wisconsin (2/7/25)
- ▶ **Walks:** --
- ▶ **Stolen Bases:** 1, vs. Wisconsin (2/7/25)

RUN DOWN

Date	Opponent	Pos	AB	R	H	RBI	2B	3B	HR	BB	SB	CS	HBP	SAC	SF	GDP	K	PO	A	E	Avg	
Feb.06	at Florida Atlantic	pr	0	0	0	0	0	0	0	0	0	0	0	0	0	0	0	0	0	0	0	.000
Feb 07	vs Wisconsin	ph/3b	2	1	1	0	0	0	0	0	1	0	0	0	0	0	0	0	1	0	0	.500
Feb 14	vs Sam Houston	3b	1	0	0	0	0	0	0	0	0	0	0	0	0	0	0	0	1	0	0	.333
Feb 14	at Louisiana	ph	1	0	0	0	0	0	0	0	0	0	0	0	0	0	0	0	0	0	0	.250
Feb 15	vs Central Arkansas	ph/3b	1	0	0	0	0	0	0	0	0	0	0	0	0	0	0	0	0	0	0	.200
Totals		Ogs	5	1	1	0	0	0	0	0	1	0	0	0	0	0	0	0	2	0	0	.200

On base pct. .200 • Slugging pct. .200

DAVIS' CAREER STATS

Year	Avg.	GP	GS	AB	R	H	2B	3B	HR	RBI	TB	SLG%	BB	HBP	SO	GDP	OB%	SF	SH	SB	ATT	PO	A	E	FLD%
2025	.200	5	0	5	1	1	0	0	0	0	1	.200	0	0	0	0	.200	0	0	1	1	0	2	0	1.000
TOTAL	.200	5	0	5	1	1	0	0	0	0	1	.200	0	0	0	0	.200	0	0	1	1	0	2	0	1.000



9 MIA GUACHINO

FR | RHP | PALA, CALIF. | GREAT OAK

SEASON HIGHS

- ▶ **Innings Pitched:** 9.2 at Southern Miss (2/13/25)
 - ▶ **Strikeouts:** 19 at Southern Miss (2/13/25)
 - ▶ **Fewest Runs*:** 0, 3x, MR vs. McNeese (2/26/25)
 - ▶ **Most Runs:** 4, vs. South Alabama (3/2/25)
 - ▶ **Fewest Hits*:** 2, vs. North Alabama (2/21/25)
 - ▶ **Most Hits:** 7, vs. Louisiana Tech (2/23/25)
 - ▶ **Fewest Walks*:** 1, 2x, MR vs. McNeese (2/26/25)
 - ▶ **Most Walks:** 3, 2x, MR vs. Louisiana Tech (2/23/25)
- * - Minimum 5 innings pitched

CAREER HIGHS

- ▶ **Innings Pitched:** 9.2 at Southern Miss (2/13/25)
 - ▶ **Strikeouts:** 19 at Southern Miss (2/13/25)
 - ▶ **Fewest Runs*:** 0, 3x, MR vs. McNeese (2/26/25)
 - ▶ **Most Runs:** 4, vs. South Alabama (3/2/25)
 - ▶ **Fewest Hits*:** 2, vs. North Alabama (2/21/25)
 - ▶ **Most Hits:** 7, vs. Louisiana Tech (2/23/25)
 - ▶ **Fewest Walks*:** 1, 2x, MR vs. McNeese (2/26/25)
 - ▶ **Most Walks:** 3, 2x, MR vs. Louisiana Tech (2/23/25)
- * - Minimum 5 innings pitched

RUN DOWN

Date	Opponent	GS	IP	H	R	ER	BB	SO	2B	3B	HR	WP	BK	HBP	IBB	Score	W-L	Sv	ERA	NP
Feb 06	vs Clemson		3.2	0	0	0	2	5	0	0	0	0	0	0	0	3-2	1-0	0	0.00	42
Feb 06	at Florida Atlantic		1.1	3	3	0	1	3	0	0	0	0	0	1	0	3-5	1-1	0	0.00	43
Feb 07	vs Wisconsin	*	5.0	3	1	0	1	11	0	0	0	0	0	1	0	7-1	2-1	0	0.00	78
Feb 08	vs Kansas	*	3.0	6	2	2	0	5	0	0	1	0	0	0	0	5-3	2-1	0	1.08	69
Feb 13	at Southern Miss	*	9.2	5	2	2	3	19	1	0	0	0	0	3	0	1-2	2-2	0	1.24	181
Feb 14	at Louisiana		0.2	1	1	1	2	1	0	0	0	1	0	0	0	5-6	2-3	0	1.50	29
Feb 15	vs Central Arkansas	*	4.0	2	0	0	0	5	0	0	0	0	0	0	0	11-0	3-3	0	1.28	59
Feb 16	at Louisiana	*	7.0	5	0	0	2	9	1	0	0	0	0	0	0	5-0	4-3	0	1.02	102
Feb 21	vs North Alabama	*	7.0	2	0	0	2	14	1	0	0	0	0	0	0	4-0	5-3	0	0.85	107
Feb 23	vs Louisiana Tech	*	7.0	7	3	2	3	7	0	0	1	2	0	0	0	8-3	6-3	0	1.01	113
Feb 26	MCNEESE	*	7.0	5	0	0	1	10	2	0	0	0	0	1	0	4-0	7-3	0	0.89	100
Feb 28	SOUTH ALABAMA	*	5.0	3	1	1	1	7	0	0	0	2	0	0	0	10-1	8-3	0	0.93	84
Mar 02	SOUTH ALABAMA	*	3.0	4	4	3	1	3	1	0	1	4	0	0	0	12-4	8-3	0	1.22	89
Totals		10	63.1	46	17	11	19	99	6	0	3	9	0	6	0	78-27	8-3	0	1.22	-

GUACHINO'S CAREER STATS

Year	ERA	W	L	App	GS	CG	SHO	CBO	SV	IP	H	R	ER	BB	SO	2B	3B	HR	BF	B/Avg	WP	HBP	SFA	SHA
2025	1.21	8	3	13	10	6	3	1	0	63.2	46	17	11	19	99	6	0	3	267	.194	9	6	0	5
TOTAL	1.21	8	3	13	10	6	3	1	0	63.2	46	17	11	19	99	6	0	3	267	.194	9	6	0	5



10 STAR FERGUSON

SR | OF | SUGAR LAND, TEXAS | KEMPNER | TEXAS A&M

SEASON HIGHS

- ▶ **Runs:** 1, 7x, MR vs. South Alabama (3/2/25)
- ▶ **Hits:** 1, vs. Missouri State (2/7/25)
- ▶ **Doubles:** --
- ▶ **Triples:** --
- ▶ **Home Runs:** --
- ▶ **RBI:** 1, vs. Nicholls (3/1/25)
- ▶ **Total Bases:** 1, vs. Missouri State (2/7/25)
- ▶ **Walks:** 1, vs. Louisiana Tech (2/23/25)
- ▶ **Stolen Bases:** 1, 2x, MR vs. Murray State (3/1/25)

CAREER HIGHS

- ▶ **Runs:** 2, 2x, MR vs. Missouri (4/30/23)
- ▶ **Hits:** 2, 2x, MR vs. Missouri (4/30/23)
- ▶ **Doubles:** 1, vs. Tarleton State (2/9/23)
- ▶ **Triples:** --
- ▶ **Home Runs:** --
- ▶ **RBI:** 2, vs. Tarleton State (2/9/23)
- ▶ **Total Bases:** 2, 3x, MR vs. Missouri (4/30/23)
- ▶ **Walks:** 1, 7x, MR vs. Louisiana Tech (2/23/25)
- ▶ **Stolen Bases:** 2, 3x, MR at Ole Miss (4/23/23)

RUN DOWN

Date	Opponent	Pos	AB	R	H	RBI	2B	3B	HR	BB	SB	CS	HBP	SAC	SF	GDP	K	PO	A	E	Avg	
Feb.06	at Florida Atlantic	pr	0	0	0	0	0	0	0	0	0	0	0	0	0	0	0	0	0	0	0	.000
Feb 07	vs Wisconsin	pr	0	1	0	0	0	0	0	0	0	0	0	0	0	0	0	0	0	0	0	.000
Feb 07	vs Missouri State	of	1	1	1	0	0	0	0	0	0	0	0	0	0	0	0	0	0	0	0	1.000
Feb 08	vs Kansas	pr	0	0	0	0	0	0	0	0	0	0	0	0	0	0	0	0	0	0	0	1.000
Feb 13	at Southern Miss	pr	0	0	0	0	0	0	0	0	0	0	0	0	0	0	0	0	0	0	0	1.000
Feb 14	vs Sam Houston	of	1	0	0	0	0	0	0	0	0	0	0	0	0	0	0	0	0	0	0	.500
Feb 14	at Louisiana	pr	0	0	0	0	0	0	0	0	0	1	0	0	0	0	0	0	0	0	0	.500
Feb 16	at Louisiana	pr	0	1	0	0	0	0	0	0	0	0	0	0	0	0	0	0	0	0	0	.500
Feb 23	vs James Madison	pr	0	1	0	0	0	0	0	0	0	0	0	0	0	0	0	0	0	0	0	.500
Feb 23	vs Louisiana Tech	ph/of	0	0	0	0	0	0	0	1	0	0	0	0	0	0	0	0	0	0	0	.500
Feb 26	MCNEESE	pr	0	1	0	0	0	0	0	0	0	0	0	0	0	0	0	0	0	0	0	.500
Feb 28	SOUTH ALABAMA	pr	0	1	0	0	0	0	0	0	1	0	0	0	0	0	0	0	0	0	0	.500
Mar 01	MURRAY STATE	pr	0	0	0	0	0	0	0	0	1	0	0	0	0	0	0	0	0	0	0	.500
Mar 01	NICHOLLS	of	2	0	0	1	0	0	0	0	0	0	0	0	0	0	1	2	0	0	0	.250
Mar 02	SOUTH ALABAMA	pr	0	1	0	0	0	0	0	0	0	0	0	0	0	0	0	0	0	0	0	.250
Totals		Ogs	4	7	1	1	0	0	0	1	2	1	0	0	0	0	1	2	0	0	0	.250

On base pct. .400 • Slugging pct. .250

FERGUSON'S CAREER STATS

Year	Avg.	GP	GS	AB	R	H	2B	3B	HR	RBI	TB	SLG%	BB	HBP	SO	GDP	OB%	SF	SH	SB	ATT	PO	A	E	FLD%
2020	.333	20	0	3	3	1	0	0	0	0	1	.333	0	0	1	0	.333	0	0	2	3	6	0	0	1.000
2021	.000	42	6	6	7	0	0	0	0	0	0	.000	0	0	2	0	.000	0	0	0	0	8	1	0	1.000
2022	.125	43	24	40	7	5	0	0	0	1	5	.125	0	0	11	0	.125	0	0	6	6	26	4	0	1.000
2023	.267	46	16	45	14	12	1	0	0	3	13	.289	6	1	6	0	.365	0	1	9	10	20	2	0	1.000
2024	---	---	---	---	---	---	---	---	---	---	---	---	---	---	---	---	---	---	---	---	---	---	---	---	---
2025	.250	15	0	4	8	1	0	0	0	1	1	.250	1	0	1	0	.400	0	0	2	3	2	0	0	1.000
TOTAL	.194	166	46	98	39	19	1	0	0	5	20	.204	7	1	21	0	.255	0	1	19	22	62	7	0	1.000





12 ADDISON DUKE

FR | OF | YUMA, ARIZ. | GILA RIDGE

SEASON HIGHS

- ▶ **Runs:** 1, 3x, MR vs. South Alabama (3/2/25)
- ▶ **Hits:** 1, 2x, MR vs. Nicholls (3/1/25)
- ▶ **Doubles:** --
- ▶ **Triples:** --
- ▶ **Home Runs:** --
- ▶ **RBI:** 1, 2x, MR vs. Nicholls (3/1/25)
- ▶ **Total Bases:** 1, 2x, MR vs. Nicholls (3/1/25)
- ▶ **Walks:** 1, vs. Central Arkansas (2/15/25)
- ▶ **Stolen Bases:** 1, 2x, MR vs. South Alabama (3/2/25)

CAREER HIGHS

- ▶ **Runs:** 1, 3x, MR vs. South Alabama (3/2/25)
- ▶ **Hits:** 1, 2x, MR vs. Nicholls (3/1/25)
- ▶ **Doubles:** --
- ▶ **Triples:** --
- ▶ **Home Runs:** --
- ▶ **RBI:** 1, 2x, MR vs. Nicholls (3/1/25)
- ▶ **Total Bases:** 1, 2x, MR vs. Nicholls (3/1/25)
- ▶ **Walks:** 1, vs. Central Arkansas (2/15/25)
- ▶ **Stolen Bases:** 1, 2x, MR vs. South Alabama (3/2/25)

RUN DOWN

Date	Opponent	Pos	AB	R	H	RBI	2B	3B	HR	BB	SB	CS	HBP	SAC	SF	GDP	K	PO	A	E	Avg	
Feb 07	vs Wisconsin	pr/of	0	0	0	0	0	0	0	0	0	0	0	0	0	0	0	0	0	0	0	.000
Feb 07	vs Missouri State	dh	0	0	0	1	0	0	0	0	0	0	0	0	1	0	0	0	0	0	0	.000
Feb 13	at Southern Miss	of	1	0	1	0	0	0	0	0	1	0	0	0	0	0	0	0	0	0	0	1.000
Feb 14	vs Sam Houston	of	0	0	0	0	0	0	0	0	0	0	0	0	0	0	0	0	0	0	0	1.000
Feb 15	vs Central Arkansas	ph	0	0	0	0	0	0	0	1	0	0	0	0	0	0	0	0	0	0	0	1.000
Feb 16	vs NIU	of	0	0	0	0	0	0	0	0	0	0	0	0	0	0	0	0	0	0	0	1.000
Feb 16	at Louisiana	pr/of	0	1	0	0	0	0	0	0	0	0	0	0	0	0	0	0	0	0	0	1.000
Feb 21	vs North Alabama	pr	0	1	0	0	0	0	0	0	0	0	0	0	0	0	0	0	0	0	0	1.000
Feb 22	vs Miami	ph	1	0	0	0	0	0	0	0	0	1	0	0	0	0	0	0	0	0	0	.500
Feb 28	SOUTH ALABAMA	of	0	0	0	0	0	0	0	0	0	0	0	0	0	0	0	0	0	0	0	.500
Mar 01	NICHOLLS	ph/of	2	0	1	1	0	0	0	0	0	0	0	0	0	0	0	0	0	0	0	.500
Mar 02	SOUTH ALABAMA	pr	0	1	0	0	0	0	0	0	1	0	0	0	0	0	0	0	0	0	0	.500
Totals		Ogs	4	3	2	2	0	0	0	1	2	1	0	0	1	0	0	0	0	0	0	.500

On base pct. .500 • Slugging pct. .500

DUKE'S CAREER STATS

Year	Avg.	GP	GS	AB	R	H	2B	3B	HR	RBI	TB	SLG%	BB	HBP	SO	GDP	OB%	SF	SH	SB	ATT	PO	A	E	FLD%
2025	.500	12	0	4	3	2	0	0	0	2	2	.500	1	0	0	0	.500	1	0	2	3	0	0	0	1.000
TOTAL	.500	12	0	4	3	2	0	0	0	2	2	.500	1	0	0	0	.500	1	0	2	3	0	0	0	1.000



14 ABBY HERNDON

FR | LHP | KILLEN, ALA. | BROOKS

SEASON HIGHS

- ▶ Innings Pitched: --
 - ▶ Strikeouts: --
 - ▶ Fewest Runs*: --
 - ▶ Most Runs: --
 - ▶ Fewest Hits*: --
 - ▶ Most Hits: --
 - ▶ Fewest Walks*: --
 - ▶ Most Walks: --
- * - Minimum 5 innings pitched

CAREER HIGHS

- ▶ Innings Pitched: --
 - ▶ Strikeouts: --
 - ▶ Fewest Runs*: --
 - ▶ Most Runs: --
 - ▶ Fewest Hits*: --
 - ▶ Most Hits: --
 - ▶ Fewest Walks*: --
 - ▶ Most Walks: --
- * - Minimum 5 innings pitched

RUN DOWN

HERNDON'S CAREER STATS

Year	ERA	W	L	App	GS	CG	SHO	CBO	SV	IP	H	R	ER	BB	SO	2B	3B	HR	BF	B/Avg	WP	HBP	SFA	SHA
2025	---	--	--	--	--	--	--	--	--	---	--	--	--	--	--	--	--	--	--	---	--	--	--	--
TOTAL	---	--	--	--	--	--	--	--	--	---	--	--	--	--	--	--	--	--	--	---	--	--	--	--



15 ALISON COOPER

SR | LHP | GRANBURY, TEXAS | GRANBURY | WICHITA STATE

SEASON HIGHS

- ▶ **Innings Pitched:** 2.0, 2x, MR vs. Nicholls (3/1/25)
 - ▶ **Strikeouts:** 2, vs. Missouri State (2/7/25)
 - ▶ **Fewest Runs*:** --
 - ▶ **Most Runs:** 1, vs. Missouri State (2/7/25)
 - ▶ **Fewest Hits*:** --
 - ▶ **Most Hits:** 2, vs. Missouri State (2/7/25)
 - ▶ **Fewest Walks*:** --
 - ▶ **Most Walks:** 5, vs. Missouri State (2/7/25)
- * - Minimum 5 innings pitched

CAREER HIGHS

- ▶ **Innings Pitched:** 7.0, 9x, MR vs. Clemson (2/14/24)
 - ▶ **Strikeouts:** 8, vs. Houston (4/16/23)
 - ▶ **Fewest Runs*:** 0, 6x, MR vs. Illinois State (2/23/24)
 - ▶ **Most Runs:** 7, 6x, MR vs. Tulsa (4/7/24)
 - ▶ **Fewest Hits*:** 0, at San Diego (2/18/23)
 - ▶ **Most Hits:** 9, 3x, MR vs. Clemson (2/14/24)
 - ▶ **Fewest Walks*:** 0, 4x, vs. Illinois State (2/23/24)
 - ▶ **Most Walks:** 6, vs. Oregon (5/21/22)
- * - Minimum 5 innings pitched

RUN DOWN

Date	Opponent	GS	IP	H	R	ER	BB	SO	2B	3B	HR	WP	BK	HBP	IBB	Score	W-L	Sv	ERA	NP
Feb 07	vs Missouri State	*	2.0	2	1	1	5	2	0	0	0	2	0	0	0	9-1	0-0	0	3.50	58
Feb 15	vs Central Arkansas		1.0	1	0	0	0	1	1	0	0	1	0	0	0	11-0	0-0	0	2.33	19
Mar 01	NICHOLLS		2.0	0	0	0	1	1	0	0	0	0	0	1	0	14-0	0-0	0	1.40	30
Totals		1	5.0	3	1	1	6	4	1	0	0	3	0	1	0	34-1	0-0	0	1.40	-

COOPER'S CAREER STATS

Year	ERA	W	L	App	GS	CG	SHO	CBO	SV	IP	H	R	ER	BB	SO	2B	3B	HR	BF	B/Avg	WP	HBP	SFA	SHA
2022	3.72	8	4	19	14	6	2	0	0	64.0	71	46	34	36	37	16	2	8	302	.280	13	5	3	4
2023	3.04	11	4	28	14	5	1	0	1	110.2	118	55	48	45	55	17	1	9	498	.275	9	7	6	11
2024	4.10	6	8	24	8	2	0	1	0	87.0	104	70	51	38	46	18	3	9	423	.287	4	14	3	6
2025	1.40	0	0	3	1	0	0	0	0	5.0	3	1	1	6	4	1	0	26	.167	3	1	0	1	
TOTAL	3.52	25	16	74	37	13	3	1	1	266.2	296	172	134	125	142	52	6	26	1249	.278	29	27	12	22



16 BRIANNA LOPEZ

SR | LHP | RIVERSIDE, CALIF. | RAMONA | HAWAII

SEASON HIGHS

- ▶ **Innings Pitched:** 7.0, 2x, MR vs. James Madison (2/23/25)
- ▶ **Strikeouts:** 9, vs. Sam Houston (2/14/25)
- ▶ **Fewest Runs*:** 0, 2x, MR vs. Northern Illinois (2/16/25)
- ▶ **Most Runs:** 4, vs. James Madison (2/23/25)
- ▶ **Fewest Hits*:** 3, 3x, MR vs. Northern Illinois (2/16/25)
- ▶ **Most Hits:** 5, vs. James Madison (2/23/25)
- ▶ **Fewest Walks*:** 0, vs. Sam Houston (2/14/25)
- ▶ **Most Walks:** 4, at Florida Atlantic (2/6/25)

* - Minimum 5 innings pitched

CAREER HIGHS

- ▶ **Innings Pitched:** 8.0, at UC San Diego (4/2/22)
- ▶ **Strikeouts:** 11, vs. ACU (2/25/22)
- ▶ **Fewest Runs*:** 0, 11x, MR vs. Northern Illinois (2/16/25)
- ▶ **Most Runs:** 9, 2x, MR: vs. UC Riverside (4/14/23)
- ▶ **Fewest Hits*:** 0, vs. UC San Diego (4/1/23)
- ▶ **Most Hits:** 12, vs. Cal Poly (4/8/22)
- ▶ **Fewest Walks*:** 0, 5x, MR: vs. Sam Houston (2/14/25)
- ▶ **Most Walks:** 6, 2x, MR: vs. Georgia (3/23/24)

* - Minimum 5 innings pitched

RUN DOWN

Date	Opponent	GS	IP	H	R	ER	BB	SO	2B	3B	HR	WP	BK	HBP	IBB	Score	W-L	Sv	ERA	NP
Feb.06	at Florida Atlantic	*	6.0	3	2	2	4	5	0	0	0	0	0	0	0	3-5	0-0	0	2.33	96
Feb.07	vs Missouri State		3.0	1	0	0	0	1	0	0	0	0	0	0	0	9-1	1-0	0	1.56	37
Feb.08	vs Kansas		2.0	1	1	0	2	0	0	0	0	0	0	1	0	5-3	2-0	0	1.27	36
Feb.14	vs Sam Houston	*	5.0	3	0	0	0	9	0	0	0	0	0	0	0	10-0	3-0	0	0.88	65
Feb.14	at Louisiana		2.0	4	2	2	2	2	0	0	0	0	0	0	0	5-6	3-0	0	1.56	50
Feb.16	vs NIU	*	7.0	3	0	0	3	6	0	0	0	0	0	0	0	6-0	4-0	0	1.12	121
Feb.23	vs James Madison	*	7.0	5	4	4	3	5	2	0	0	1	0	0	0	6-4	5-0	0	1.75	117
Mar.01	NICHOLLS	*	3.0	2	0	0	0	2	1	0	0	0	0	0	0	14-0	6-0	0	1.60	45
Mar.02	SOUTH ALABAMA		3.0	1	0	0	1	5	0	0	0	0	0	0	0	12-4	7-0	0	1.47	50
Totals		5	38.0	23	9	8	15	35	3	0	0	1	0	1	0	70-23	7-0	0	1.47	-

LOPEZ'S CAREER STATS

Year	ERA	W	L	App	GS	CG	SHO	CBO	SV	IP	H	R	ER	BB	SO	2B	3B	HR	BF	B/Avg	WP	HBP	SFA	SHA
2022	2.67	14	8	28	24	19	4	1	3	162.0	140	57	48	66	113	17	2	6	701	.232	10	12	4	15
2023	3.12	15	12	31	29	17	5	0	0	167.1	146	80	58	69	140	21	1	6	729	.230	10	15	2	8
2024	2.86	6	5	33	6	0	0	2	3	90.2	74	44	37	67	103	7	1	3	402	.230	6	1	4	8
2025	1.47	7	0	9	5	3	2	1	0	38.0	23	9	8	15	35	3	0	0	156	.167	1	1	1	1
TOTAL	2.31	43	25	101	64	39	11	4	6	458.0	383	190	151	217	391	48	4	15	1988	.226	27	29	11	32



20 JAMIE MACKAY

JR | C | LAGUNA BEACH, CALIF. | PACIFICA CHRISTIAN

SEASON HIGHS

- ▶ **Runs:** 2, 2x, MR vs. Louisiana Tech (2/23/25)
- ▶ **Hits:** 2, 3x, MR vs. Louisiana Tech (2/23/25)
- ▶ **Doubles:** 1, 5x, MR vs. Louisiana Tech (2/23/25)
- ▶ **Triples:** --
- ▶ **Home Runs:** 1, 2x, MR at Louisiana (2/16/25)
- ▶ **RBI:** 2, at Louisiana (2/16/25)
- ▶ **Total Bases:** 6, vs. Sam Houston (2/14/25)
- ▶ **Walks:** 1, 2x, MR vs. Louisiana Tech (2/23/25)
- ▶ **Stolen Bases:** --

CAREER HIGHS

- ▶ **Runs:** 2, 4x, MR vs. Sam Houston (2/14/25)
- ▶ **Hits:** 4 vs. Kansas City (2/9/24)
- ▶ **Doubles:** 1, 14x, MR vs. Sam Houston (2/14/25)
- ▶ **Triples:** --
- ▶ **Home Runs:** 1, 6x, MR at Louisiana (2/16/25)
- ▶ **RBI:** 4, vs. WKU (4/14/24)
- ▶ **Total Bases:** 7, vs. Kansas City (2/9/24)
- ▶ **Walks:** 1, 17x, MR vs. Louisiana Tech (2/23/25)
- ▶ **Stolen Bases:** --

RUN DOWN

Date	Opponent	Pos	AB	R	H	RBI	2B	3B	HR	BB	SB	CS	HBP	SAC	SF	GDP	K	PO	A	E	Avg
Feb 06	vs Clemson	*1b	3	0	1	0	0	0	0	0	0	0	0	0	0	0	0	4	0	0	.333
Feb 06	at Florida Atlantic	*of	3	0	1	0	1	0	0	0	0	0	0	0	0	0	1	0	0	0	.333
Feb 07	vs Wisconsin	*of	4	0	2	1	1	0	0	0	0	0	0	0	0	0	0	1	0	0	.400
Feb 07	vs Missouri State	*c	2	1	1	1	1	0	0	1	0	0	0	0	0	0	0	4	1	0	.417
Feb 08	vs Kansas	*c	3	0	0	0	0	0	0	0	0	0	0	0	0	0	0	9	0	1	.333
Feb 13	at Southern Miss	*of/c	4	0	0	0	0	0	0	0	0	0	1	0	0	0	0	8	0	0	.263
Feb 14	vs Sam Houston	*c	3	2	2	1	1	0	1	0	0	0	0	0	0	0	0	9	0	0	.318
Feb 14	at Louisiana	*c	5	0	0	0	0	0	0	0	0	0	0	0	0	0	1	4	0	0	.259
Feb 16	at Louisiana	*c	3	1	1	2	0	0	1	0	0	0	0	0	0	1	0	10	1	0	.267
Feb 21	vs North Alabama	ph	0	0	0	0	0	0	0	0	0	0	1	0	0	0	0	0	0	0	.267
Feb 22	vs Miami	*c	3	0	0	0	0	0	0	0	0	0	1	0	0	0	0	8	0	0	.242
Feb 23	vs James Madison	*c	2	0	1	1	0	0	0	0	0	0	0	0	1	0	0	5	0	0	.257
Feb 23	vs Louisiana Tech	*c/dh	2	2	2	1	1	0	0	1	0	0	0	0	0	0	0	3	0	0	.297
Feb 26	MCNEESE	*c	3	0	0	0	0	0	0	0	0	0	0	0	0	0	0	11	0	0	.275
Feb 28	NICHOLLS	*dh	1	0	0	1	0	0	0	0	0	0	0	0	1	0	0	0	0	0	.268
Feb 28	SOUTH ALABAMA	*c	2	0	0	0	0	0	0	0	0	0	0	0	0	0	1	7	1	0	.256
Mar 01	MURRAY STATE	1b	0	0	0	0	0	0	0	0	0	0	0	0	0	0	0	2	0	0	.256
Mar 01	NICHOLLS	ph/1b	1	0	0	0	0	0	0	0	0	0	0	0	0	0	1	3	0	0	.250
Totals		15gs	44	6	11	8	5	0	2	2	0	0	3	0	2	1	4	88	3	1	.250

On base pct. .314 • Slugging pct. .500

MACKAY'S CAREER STATS

Year	Avg.	GP	GS	AB	R	H	2B	3B	HR	RBI	TB	SLG%	BB	HBP	SO	GDP	OB%	SF	SH	SB	ATT	PO	A	E	FLD%
2023	.277	35	27	47	7	13	2	0	1	8	18	.383	3	2	7	0	.346	0	0	0	0	135	14	2	.987
2024	.240	49	45	129	13	31	8	0	3	17	48	.372	13	3	19	1	.322	1	7	0	0	91	9	1	.990
2025	.250	18	15	44	6	11	5	0	2	8	22	.500	2	3	4	1	.314	2	0	0	0	88	3	1	.989
TOTAL	.250	102	87	220	26	55	15	0	6	33	88	.400	18	8	30	2	.325	3	7	0	0	314	26	4	.988



21 GRACE THOMPSON

SO | INF | BEAUMONT, TEXAS | WEST BROOK

SEASON HIGHS

- ▶ **Runs:** 1, vs. Nicholls (3/1/25)
- ▶ **Hits:** 1, 5x, MR vs. Nicholls (3/1/25)
- ▶ **Doubles:** 1, vs. Nicholls (3/1/25)
- ▶ **Triples:** --
- ▶ **Home Runs:** --
- ▶ **RBI:** --
- ▶ **Total Bases:** 2, vs. Nicholls (3/1/25)
- ▶ **Walks:** --
- ▶ **Stolen Bases:** --

CAREER HIGHS

- ▶ **Runs:** 1, 3x, MR vs. Nicholls (3/1/25)
- ▶ **Hits:** 1, 5x, MR vs. Nicholls (3/1/25)
- ▶ **Doubles:** 1, vs. Nicholls (3/1/25)
- ▶ **Triples:** --
- ▶ **Home Runs:** --
- ▶ **RBI:** --
- ▶ **Total Bases:** 2, vs. Nicholls (3/1/25)
- ▶ **Walks:** --
- ▶ **Stolen Bases:** --

RUN DOWN

Date	Opponent	Pos	AB	R	H	RBI	2B	3B	HR	BB	SB	CS	HBP	SAC	SF	GDP	K	PO	A	E	Avg	
Feb.06	at Florida Atlantic	ph	1	0	1	0	0	0	0	0	0	0	0	0	0	0	0	0	0	0	0	1.000
Feb.07	vs Missouri State	ph	1	0	1	0	0	0	0	0	0	0	0	0	0	0	0	0	0	0	0	1.000
Feb.08	vs Kansas	*2b	3	0	1	0	0	0	0	0	0	0	0	0	0	0	0	1	0	0	0	.600
Feb.13	at Southern Miss	ph	1	0	0	0	0	0	0	0	0	0	0	0	0	0	1	0	0	0	0	.500
Feb.15	vs Central Arkansas	ph	1	0	1	0	0	0	0	0	0	0	0	0	0	0	0	0	0	0	0	.571
Feb.16	vs NIU	ph	1	0	0	0	0	0	0	0	0	0	0	0	0	0	0	0	0	0	0	.500
Feb.21	vs North Alabama	ph	1	0	0	0	0	0	0	0	0	0	0	0	0	0	1	0	0	0	0	.444
Feb.28	SOUTH ALABAMA	ph	1	0	0	0	0	0	0	0	0	0	0	0	0	0	0	0	0	0	0	.400
Mar.01	NICHOLLS	2b	2	1	1	0	1	0	0	0	0	0	0	0	0	0	0	1	0	1	0	.417
Totals		1gs	12	1	5	0	1	0	0	0	0	0	0	0	0	0	2	2	0	1	0	.417

On base pct. .417 • Slugging pct. .500

THOMPSON'S CAREER STATS

Year	Avg.	GP	GS	AB	R	H	2B	3B	HR	RBI	TB	SLG%	BB	HBP	SO	GDP	OB%	SF	SH	SB	ATT	PO	A	E	FLD%
2023	---	--	--	--	--	--	--	--	--	--	--	---	--	--	--	--	---	--	--	--	--	--	--	--	---
2024	.000	12	0	7	2	0	0	0	0	0	0	.000	0	1	5	0	.125	0	0	0	0	1	0	0	1.000
2025	.417	9	1	12	1	5	1	0	0	0	6	.500	0	0	2	0	.417	0	0	0	0	2	0	1	.667
TOTAL	.263	21	1	19	3	5	1	0	0	0	6	.316	0	1	7	0	.300	0	0	0	0	3	0	1	.750



22 TAYLOR MALVIN

JR | OF | JOHNS CREEK, GA. | BUFORD

SEASON HIGHS

- ▶ **Runs:** 4, vs. Miami (2/22/25)
- ▶ **Hits:** 3, vs. Wisconsin (2/7/25)
- ▶ **Doubles:** 1, 2x, MR vs. McNeese (2/26/25)
- ▶ **Triples:** --
- ▶ **Home Runs:** --
- ▶ **RBI:** 1, 4x, MR vs. Nicholls (3/1/25)
- ▶ **Total Bases:** 3, 2x, MR vs. McNeese (2/26/25)
- ▶ **Walks:** 3, 3x, MR vs. South Alabama (3/2/25)
- ▶ **Stolen Bases:** 1, 3x, MR vs. South Alabama (2/28/25)

CAREER HIGHS

- ▶ **Runs:** 4, vs. Miami (2/22/25)
- ▶ **Hits:** 3, vs. Wisconsin (2/7/25)
- ▶ **Doubles:** 1, 2x, MR vs. McNeese (2/26/25)
- ▶ **Triples:** --
- ▶ **Home Runs:** --
- ▶ **RBI:** 1, 5x, MR vs. Nicholls (3/1/25)
- ▶ **Total Bases:** 3, 2x, MR vs. McNeese (2/26/25)
- ▶ **Walks:** 3, 3x, MR vs. South Alabama (3/2/25)
- ▶ **Stolen Bases:** 1, 11x, MR vs. South Alabama (2/28/25)

RUN DOWN

Date	Opponent	Pos	AB	R	H	RBI	2B	3B	HR	BB	SB	CS	HBP	SAC	SF	GDP	K	PO	A	E	Avg
Feb 06	vs Clemson	*of	1	0	0	0	0	0	0	0	0	0	0	0	0	0	0	2	0	0	.000
Feb 06	at Florida Atlantic	pr/of	1	1	1	0	0	0	0	0	0	1	0	0	0	0	0	2	0	0	.500
Feb 07	vs Wisconsin	*of	3	2	3	0	0	0	0	0	1	0	0	0	0	0	0	1	0	0	.800
Feb 07	vs Missouri State	*of/dh	2	0	1	1	0	0	0	0	0	1	0	0	0	0	0	0	0	0	.714
Feb 08	vs Kansas	*of	3	2	2	1	0	0	0	0	0	0	0	0	0	0	0	0	0	0	.700
Feb 13	at Southern Miss	*of	2	0	0	0	0	0	0	0	0	0	0	0	0	0	1	0	0	0	.583
Feb 14	vs Sam Houston	*of	2	1	1	0	0	0	0	1	0	0	0	0	0	0	0	0	0	0	.571
Feb 14	at Louisiana	*of	5	1	1	0	1	0	0	0	1	0	0	0	0	0	0	0	0	0	.474
Feb 15	vs Central Arkansas	*of	2	1	0	0	0	0	0	1	0	0	0	0	0	0	1	0	0	0	.429
Feb 16	vs NIU	*of	1	2	0	0	0	0	0	3	0	0	0	0	0	0	1	0	0	0	.409
Feb 16	at Louisiana	*of	3	0	0	1	0	0	0	0	0	0	0	1	0	0	2	0	0	0	.360
Feb 21	vs North Alabama	*of	2	0	0	0	0	0	0	1	0	0	0	0	0	0	1	0	0	0	.333
Feb 22	vs Miami	*of	1	4	1	0	0	0	0	3	0	0	0	0	0	0	0	0	0	0	.357
Feb 23	vs James Madison	*of	4	1	2	0	0	0	0	0	0	0	0	0	0	0	0	1	0	0	.375
Feb 23	vs Louisiana Tech	*of	0	0	0	0	0	0	0	0	0	0	1	0	0	0	0	0	0	0	.375
Feb 26	MCNEESE	*of	3	0	2	0	1	0	0	0	0	0	0	0	0	0	0	0	0	0	.400
Feb 28	NICHOLLS	*of	3	0	0	0	0	0	0	0	0	0	0	0	0	0	1	0	0	0	.368
Feb 28	SOUTH ALABAMA	*of	3	1	1	0	0	0	0	0	1	0	0	0	0	0	1	0	0	0	.366
Mar 01	MURRAY STATE	*of	2	0	0	0	0	0	0	1	0	0	0	0	0	0	0	1	0	0	.349
Mar 01	NICHOLLS	*of	1	2	1	1	0	0	0	1	0	0	0	0	0	0	0	0	0	0	.364
Mar 02	SOUTH ALABAMA	*of	1	2	0	0	0	0	0	3	0	0	0	0	0	0	0	0	0	0	.356
Totals		20gs	45	20	16	4	2	0	0	14	3	2	1	1	0	0	8	7	0	0	.356

On base pct. .517 • Slugging pct. .400

MALVIN'S CAREER STATS

Year	Avg.	GP	GS	AB	R	H	2B	3B	HR	RBI	TB	SLG%	BB	HBP	SO	GDP	OB%	SF	SH	SB	ATT	PO	A	E	FLD%
2023	.000	28	0	1	9	0	0	0	0	0	0	.000	0	0	1	0	.000	0	0	2	2	2	0	0	1.000
2024	.294	47	5	17	22	5	0	0	0	1	5	.294	6	0	3	1	.478	0	1	6	8	10	0	0	1.000
2025	.356	21	20	45	20	16	2	0	0	4	18	.400	14	1	8	0	.517	0	1	3	5	7	0	0	1.000
TOTAL	.333	96	25	63	51	21	2	0	0	5	23	.365	20	1	12	1	.500	0	2	11	15	19	0	0	1.000



23 TAYLOR ROMAN

SR | UT | MISSOURI CITY, TEXAS | RIDGE POINT | LOUISIANA

SEASON HIGHS

- ▶ **Runs:** 2, vs. Missouri State (2/7/25)
- ▶ **Hits:** 1, 7x, MR vs. McNeese (2/26/25)
- ▶ **Doubles:** 1, 2x, MR vs. McNeese (2/26/25)
- ▶ **Triples:** --
- ▶ **Home Runs:** 1, vs. Missouri State (2/7/25)
- ▶ **RBI:** 3, vs. Missouri State (2/7/25)
- ▶ **Total Bases:** 4, vs. Missouri State (2/7/25)
- ▶ **Walks:** 1 at Florida Atlantic (2/6/25)
- ▶ **Stolen Bases:** --

CAREER HIGHS

- ▶ **Runs:** 3, vs. UAB (2) (2/11/22)
- ▶ **Hits:** 3, at Georgia Southern (1) (3/19/22)
- ▶ **Doubles:** 1, 9x, MR vs. McNeese (2/26/25)
- ▶ **Triples:** 1, 4x, MR vs. Georgia State (3/12/22)
- ▶ **Home Runs:** 1, 11x, MR vs. Missouri State (2/7/25)
- ▶ **RBI:** 4, 2x, MR vs. UAB (2) (2/11/22)
- ▶ **Total Bases:** 7, vs. UAB (2) (2/11/22)
- ▶ **Walks:** 2, 2x, MR vs. LSU (3/3/22)
- ▶ **Stolen Bases:** 1, 11x, MR at UL Monroe (5/7/22)

RUN DOWN

Date	Opponent	Pos	AB	R	H	RBI	2B	3B	HR	BB	SB	CS	HBP	SAC	SF	GDP	K	PO	A	E	Avg	
Feb 06	vs Clemson	*dh	3	0	1	0	0	0	0	0	0	0	0	0	0	0	0	0	0	0	0	.333
Feb 06	at Florida Atlantic	*dh	3	0	1	0	0	0	0	1	0	0	0	0	0	0	0	0	0	0	0	.333
Feb 07	vs Wisconsin	*dh	2	0	0	0	0	0	0	0	0	0	0	0	0	0	1	0	0	0	0	.250
Feb 07	vs Missouri State	*dh	2	2	1	3	0	0	1	0	0	0	0	0	0	0	0	0	0	0	0	.300
Feb 13	at Southern Miss	*dh	4	0	0	0	0	0	0	0	0	0	0	0	0	0	1	0	0	0	0	.214
Feb 15	vs Central Arkansas	*dh	2	1	1	2	1	0	0	0	0	0	0	0	1	0	0	0	0	0	0	.250
Feb 16	vs NIU	*dh	2	0	1	0	0	0	0	0	0	0	0	0	0	0	0	0	0	0	0	.278
Feb 16	at Louisiana	ph	1	0	0	0	0	0	0	0	0	0	0	0	0	0	1	0	0	0	0	.263
Feb 21	vs North Alabama	*dh	3	0	0	0	0	0	0	0	0	0	0	0	0	0	1	0	0	0	0	.227
Feb 23	vs James Madison	*dh	3	0	1	0	0	0	0	0	0	0	0	0	0	0	1	0	0	0	0	.240
Feb 26	MCNEESE	*dh	3	0	1	1	1	0	0	0	0	0	0	0	0	0	0	0	0	0	0	.250
Mar 02	SOUTH ALABAMA	ph	1	0	0	0	0	0	0	0	0	0	0	0	0	0	0	0	0	0	0	.241
Totals		10gs	29	3	7	6	2	0	1	1	0	0	0	0	1	0	5	0	0	0	0	.241

On base pct. .258 • Slugging pct. .414

ROMAN'S CAREER STATS

Year	Avg.	GP	GS	AB	R	H	2B	3B	HR	RBI	TB	SLG%	BB	HBP	SO	GDP	OB%	SF	SH	SB	ATT	PO	A	E	FLD%
2020	.255	22	18	55	11	14	3	0	2	9	23	.418	5	2	13	0	.339	0	0	3	3	15	1	0	1.000
2021	.200	6	6	15	3	3	0	0	1	2	6	.400	1	0	4	0	.250	0	0	1	1	33	1	0	1.000
2022	.303	45	20	76	20	23	3	4	5	20	49	.645	9	1	20	0	.379	1	0	7	9	130	0	0	1.000
2023	.333	25	3	21	5	7	1	0	2	6	14	.667	4	1	3	0	.462	0	0	0	0	5	0	1	.833
2024	---	---	---	---	---	---	---	---	---	---	---	---	---	---	---	---	---	---	---	---	---	---	---	---	---
2025	.241	12	10	29	3	7	2	0	1	6	12	.414	1	0	5	0	.258	1	0	0	0	0	0	0	---
TOTAL	.276	110	57	196	42	54	9	4	11	43	104	.531	20	4	45	0	.351	2	0	11	13	183	2	1	.995



24 LAIR BEAUTAE

SR | UT | RIVERSIDE, CALIF. | JOHN W. NORTH | HOUSTON

SEASON HIGHS

- ▶ **Runs:** 2, vs. Nicholls (3/1/25)
- ▶ **Hits:** 2, 2x, MR vs. South Alabama (3/2/25)
- ▶ **Doubles:** 1, vs. South Alabama (3/2/25)
- ▶ **Triples:** 1, vs. South Alabama (3/2/25)
- ▶ **Home Runs:** --
- ▶ **RBI:** 3, vs. South Alabama (3/2/25)
- ▶ **Total Bases:** 5, vs. South Alabama (3/2/25)
- ▶ **Walks:** 1, 4x, MR vs. South Alabama (3/2/25)
- ▶ **Stolen Bases:** --

CAREER HIGHS

- ▶ **Runs:** 4, vs. Texas Tech (4/27/24)
- ▶ **Hits:** 4, at Florida (3/25/22)
- ▶ **Doubles:** 2, 3x, MR vs. Texas Tech (4/27/24)
- ▶ **Triples:** 1, 3x, MR vs. South Alabama (3/2/25)
- ▶ **Home Runs:** 1, 17x, MR vs. Texas Tech (4/26/24)
- ▶ **RBI:** 6, vs. Mercer (4/6/23)
- ▶ **Total Bases:** 8, vs. Texas Tech (4/26/24)
- ▶ **Walks:** 3, 6x, MR vs. UCF (4/14/24)
- ▶ **Stolen Bases:** 2, 3x, MR at Georgia (4/8/22)

RUN DOWN

Date	Opponent	Pos	AB	R	H	RBI	2B	3B	HR	BB	SB	CS	HBP	SAC	SF	GDP	K	PO	A	E	Avg	
Feb 28	NICHOLLS	ph	0	0	0	0	0	0	0	1	0	0	0	0	0	0	0	0	0	0	0	.000
Mar 01	MURRAY STATE	*dh	2	0	1	0	0	0	0	1	0	0	0	0	0	0	0	0	0	0	0	.500
Mar 01	NICHOLLS	*dh	2	2	2	1	0	0	0	1	0	0	0	0	0	0	0	0	0	0	0	.750
Mar 02	SOUTH ALABAMA	*dh	3	1	2	3	1	1	0	1	0	0	0	0	0	0	0	0	0	0	0	.714
Totals		3gs	7	3	5	4	1	1	0	4	0	0	0	0	0	0	0	0	0	0	0	.714

On base pct. .818 • Slugging pct. 1.143

BEAUTAE'S CAREER STATS

Year	Avg.	GP	GS	AB	R	H	2B	3B	HR	RBI	TB	SLG%	BB	HBP	SO	GDP	OB%	SF	SH	SB	ATT	PO	A	E	FLD%
2022	.293	56	53	150	31	44	9	1	5	33	70	.467	24	6	30	0	.407	2	0	13	14	66	30	5	.950
2023	.250	37	35	104	21	26	3	1	4	29	43	.413	18	1	25	1	.360	2	0	2	2	42	28	2	.972
2024	.336	54	53	149	55	50	13	0	8	26	87	.584	33	6	23	1	.471	1	2	5	6	93	62	5	.969
2025	.714	4	3	7	3	5	1	1	0	4	8	1.143	4	0	0	0	.818	0	0	0	0	0	0	0	---
TOTAL	.305	151	144	410	110	125	26	3	17	92	208	.507	79	13	78	2	.428	5	2	20	22	201	120	12	.964



25 TENLY GRISHAM

SO | INF | PHILADELPHIA, MISS. | NESHOBA

SEASON HIGHS

- ▶ **Runs:** 2, vs. Nicholls (3/1/25)
- ▶ **Hits:** 2, vs. Nicholls (3/1/25)
- ▶ **Doubles:** --
- ▶ **Triples:** 1, vs. Nicholls (3/1/25)
- ▶ **Home Runs:** --
- ▶ **RBI:** 1, vs. Nicholls (3/1/25)
- ▶ **Total Bases:** 4, vs. Nicholls (3/1/25)
- ▶ **Walks:** 1, vs. South Alabama (3/2/25)
- ▶ **Stolen Bases:** --

CAREER HIGHS

- ▶ **Runs:** 2, vs. Nicholls (3/1/25)
- ▶ **Hits:** 2, vs. Nicholls (3/1/25)
- ▶ **Doubles:** --
- ▶ **Triples:** 1, vs. Nicholls (3/1/25)
- ▶ **Home Runs:** --
- ▶ **RBI:** 1, vs. Nicholls (3/1/25)
- ▶ **Total Bases:** 4, vs. Nicholls (3/1/25)
- ▶ **Walks:** 1, vs. South Alabama (3/2/25)
- ▶ **Stolen Bases:** 1, 4x, MR at Missouri (4/17/23)

RUN DOWN

Date	Opponent	Pos	AB	R	H	RBI	2B	3B	HR	BB	SB	CS	HBP	SAC	SF	GDP	K	PO	A	E	Avg	
Feb 07	vs Wisconsin	pr	0	0	0	0	0	0	0	0	0	0	0	0	0	0	0	0	0	0	0	.000
Feb 07	vs Missouri State	pr	0	1	0	0	0	0	0	0	0	0	0	0	0	0	0	0	0	0	0	.000
Feb 08	vs Kansas	pr	0	1	0	0	0	0	0	0	0	0	0	0	0	0	0	0	0	0	0	.000
Feb 13	at Southern Miss	of	3	0	0	0	0	0	0	0	0	0	0	0	0	0	1	1	0	0	0	.000
Feb 21	vs North Alabama	pr	0	1	0	0	0	0	0	0	0	0	0	0	0	0	0	0	0	0	0	.000
Feb 23	vs James Madison	*of	3	0	1	0	0	0	0	0	0	0	0	0	0	0	1	2	0	0	0	.167
Feb 28	SOUTH ALABAMA	*of/dh	2	1	0	0	0	0	0	0	0	0	0	0	0	0	0	0	0	0	0	.125
Mar 01	NICHOLLS	*of	2	2	2	1	0	1	0	0	0	0	0	1	0	0	0	1	0	0	0	.300
Mar 02	SOUTH ALABAMA	*of	3	0	0	0	0	0	0	1	0	0	0	0	0	0	0	0	0	0	0	.231
Totals		4gs	13	6	3	1	0	1	0	1	0	0	1	0	0	0	2	4	0	0	0	.231

On base pct. .333 • Slugging pct. .385

GRISHAM'S CAREER STATS

Year	Avg.	GP	GS	AB	R	H	2B	3B	HR	RBI	TB	SLG%	BB	HBP	SO	GDP	OB%	SF	SH	SB	ATT	PO	A	E	FLD%
2023	.000	29	0	0	13	0	0	0	0	0	0	.000	0	0	0	0	.000	0	0	4	6	0	0	0	.000
2024	---	--	--	--	--	--	--	--	--	--	--	---	--	--	--	--	---	--	--	--	--	--	--	--	---
2025	.231	9	4	13	6	3	0	1	0	1	5	.385	1	1	2	0	.333	0	0	0	0	4	0	0	1.000
TOTAL	.231	38	4	13	19	3	0	1	0	1	5	.385	1	1	2	0	.333	0	0	4	6	4	0	0	1.000



26 ANGELINA DELEON

SR | INF | VALLEY SPRINGS, CALIF. | CALAVERAS

SEASON HIGHS

- ▶ **Runs:** 2, vs. Nicholls (3/1/25)
- ▶ **Hits:** 2, vs. North Alabama (2/21/25)
- ▶ **Doubles:** 1, 2x, MR vs. Nicholls (2/28/25)
- ▶ **Triples:** 1, vs. Missouri State (2/7/25)
- ▶ **Home Runs:** 1, 2x, MR vs. South Alabama (3/2/25)
- ▶ **RBI:** 2, 3x, MR vs. South Alabama (3/2/25)
- ▶ **Total Bases:** 4, 2x, MR vs. South Alabama (3/2/25)
- ▶ **Walks:** 1, 7x, MR vs. South Alabama (3/2/25)
- ▶ **Stolen Bases:** 1, vs. Missouri State (2/7/25)

CAREER HIGHS

- ▶ **Runs:** 3, vs. Memphis (3/5/24)
- ▶ **Hits:** 2, 8x, MR: vs. North Alabama (2/21/25)
- ▶ **Doubles:** 1, 15x, MR vs. Nicholls (2/28/25)
- ▶ **Triples:** 1, 2x, MR vs. Missouri State (2/7/25)
- ▶ **Home Runs:** 1, 7x, MR vs. South Alabama (3/2/25)
- ▶ **RBI:** 2, 11x, MR vs. South Alabama (3/2/25)
- ▶ **Total Bases:** 6, vs. SFA (3/10/22)
- ▶ **Walks:** 2, 3x, MR vs. Mississippi State (3/8/24)
- ▶ **Stolen Bases:** 1, 4x, MR vs. Missouri State (2/7/25)

RUN DOWN

Date	Opponent	Pos	AB	R	H	RBI	2B	3B	HR	BB	SB	CS	HBP	SAC	SF	GDP	K	PO	A	E	Avg
Feb 06	vs Clemson	*3b/ss	2	1	0	0	0	0	0	0	0	0	1	0	0	0	1	3	1	0	.000
Feb.06	at Florida Atlantic	*ss	2	1	1	2	0	0	1	1	0	0	0	0	0	0	0	1	2	0	.250
Feb 07	vs Wisconsin	*ss/3b	1	1	1	0	0	0	0	1	0	0	0	0	0	0	0	0	2	0	.400
Feb 07	vs Missouri State	*3b	1	1	1	1	0	1	0	1	1	0	0	0	0	0	0	1	2	0	.500
Feb 08	vs Kansas	*ss	1	0	1	0	0	0	0	0	0	1	0	0	0	0	0	0	0	0	.571
Feb 14	at Louisiana	*3b	3	0	0	0	0	0	0	1	0	0	0	0	0	0	0	3	1	0	.400
Feb 15	vs Central Arkansas	*ss	3	0	0	1	0	0	0	0	0	0	0	0	0	0	0	0	2	0	.308
Feb 16	vs NIU	*ss	3	0	1	1	1	0	0	0	0	0	0	0	0	0	0	4	2	1	.312
Feb 16	at Louisiana	*ss	2	0	0	0	0	0	0	0	0	0	0	1	0	0	1	1	0	0	.278
Feb 21	vs North Alabama	*ss	3	0	2	2	0	0	0	0	0	0	0	0	0	0	0	1	0	0	.333
Feb 22	vs Miami	*3b	2	0	0	0	0	0	0	0	0	0	0	0	0	0	1	1	1	0	.304
Feb 23	vs James Madison	*ss	2	0	0	0	0	0	0	1	0	0	0	0	0	0	0	0	2	0	.280
Feb 23	vs Louisiana Tech	*ss	3	0	0	0	0	0	0	0	0	0	0	0	0	0	1	6	1	1	.250
Feb 26	MCNEESE	*ss	3	0	0	1	0	0	0	0	0	0	0	0	0	0	0	2	1	0	.226
Feb 28	NICHOLLS	*3b	2	0	1	0	1	0	0	0	0	0	0	0	0	0	0	0	5	0	.242
Feb 28	SOUTH ALABAMA	*ss/3b	1	0	0	0	0	0	0	0	0	0	0	0	0	0	0	0	0	0	.235
Mar 01	MURRAY STATE	*3b	3	0	0	0	0	0	0	0	0	0	0	0	0	0	0	0	4	0	.216
Mar 01	NICHOLLS	*ss/3b	1	2	1	0	0	0	0	1	0	0	0	0	0	0	0	0	1	0	.237
Mar 02	SOUTH ALABAMA	*ss/3b	2	1	1	2	0	0	1	1	0	0	1	0	0	0	1	0	1	0	.250
Totals		19gs	40	7	10	10	2	1	2	7	1	1	2	1	0	0	5	23	28	2	.250

On base pct. .388 • Slugging pct. .500

DELEON'S CAREER STATS

Year	Avg.	GP	GS	AB	R	H	2B	3B	HR	RBI	TB	SLG%	BB	HBP	SO	GDP	OB%	SF	SH	SB	ATT	PO	A	E	FLD%
2022	.265	44	38	83	17	22	7	0	1	11	32	.386	10	7	17	0	.390	0	2	2	2	48	39	7	.926
2023	.231	15	3	13	3	3	0	0	0	1	3	.231	1	1	7	0	.313	1	0	1	1	7	6	1	.929
2024	.228	58	58	149	17	34	6	1	4	21	54	.362	17	7	40	1	.335	0	1	0	0	104	106	4	.981
2025	.250	19	19	40	7	10	2	1	2	10	20	.500	7	2	5	0	.388	0	1	1	2	23	28	2	.962
TOTAL	.242	136	118	285	44	69	15	2	7	43	109	.382	35	17	69	1	.358	1	4	4	5	182	179	14	.966



28 RYAN STARR

JR | INF | LONG ISLAND, N.Y. | MASSAPEQUA | SYRACUSE

SEASON HIGHS

- ▶ **Runs:** 1, 4x, MR vs. Nicholls (2/28/25)
- ▶ **Hits:** 1, 2x, MR vs. Kansas (2/8/25)
- ▶ **Doubles:** --
- ▶ **Triples:** --
- ▶ **Home Runs:** --
- ▶ **RBI:** 1, vs. Nicholls (3/1/25)
- ▶ **Total Bases:** 1, 2x, MR vs. Kansas (2/8/25)
- ▶ **Walks:** --
- ▶ **Stolen Bases:** --

CAREER HIGHS

- ▶ **Runs:** 3, at North Florida (2/10/23)
- ▶ **Hits:** 2, 6x, MR: at LSU (3/18/24)
- ▶ **Doubles:** 1, 3x, MR: vs. BYU (2/8/24)
- ▶ **Triples:** 1, 2x, MR: vs. WKU (4/13/24)
- ▶ **Home Runs:** --
- ▶ **RBI:** 2, vs. Nevada (2/9/24)
- ▶ **Total Bases:** 3, 3x, MR: vs. WKU (4/13/24)
- ▶ **Walks:** 2, at Hawaii (2/10/24)
- ▶ **Stolen Bases:** 1, 15x, MR: at Hawaii (2/10/24)

RUN DOWN

Date	Opponent	Pos	AB	R	H	RBI	2B	3B	HR	BB	SB	CS	HBP	SAC	SF	GDP	K	PO	A	E	Avg
Feb 06	vs Clemson	*ss	0	0	0	0	0	0	0	0	0	0	0	0	0	0	0	1	0	0	.000
Feb 07	vs Wisconsin	pr/ss	0	1	0	0	0	0	0	0	0	0	0	0	0	0	0	0	0	0	.000
Feb 07	vs Missouri State	*ss	2	1	1	0	0	0	0	0	0	0	0	0	0	0	0	2	1	0	.500
Feb 08	vs Kansas	ss	2	1	1	0	0	0	0	0	0	0	0	0	0	0	0	0	0	1	.500
Feb 13	at Southern Miss	*ss	3	0	0	0	0	0	0	0	0	0	0	0	0	0	1	1	0	0	.286
Feb 14	vs Sam Houston	*ss	2	0	0	0	0	0	0	0	0	0	0	1	0	0	0	0	0	0	.222
Feb 14	at Louisiana	*ss	0	0	0	0	0	0	0	0	0	0	0	0	0	0	0	0	5	0	.222
Feb 22	vs Miami	*ss	0	0	0	0	0	0	0	0	0	0	0	0	0	0	0	3	2	0	.222
Feb 28	NICHOLLS	*ss/pr	0	1	0	0	0	0	0	0	0	0	0	0	0	0	0	0	5	1	.222
Feb 28	SOUTH ALABAMA	ss	0	0	0	0	0	0	0	0	0	0	0	0	0	0	0	0	1	0	.222
Mar 01	MURRAY STATE	*ss/pr	0	0	0	0	0	0	0	0	0	0	0	0	0	0	0	0	2	0	.222
Mar 01	NICHOLLS	ss	1	0	0	1	0	0	0	0	0	0	0	0	1	0	0	1	2	1	.200
Mar 02	SOUTH ALABAMA	ss	0	0	0	0	0	0	0	0	0	0	0	0	0	0	0	0	0	0	.200
Totals		8gs	10	4	2	1	0	0	0	0	0	0	0	1	1	0	1	8	18	3	.200

On base pct. .182 • Slugging pct. .200

STARR'S CAREER STATS

Year	Avg.	GP	GS	AB	R	H	2B	3B	HR	RBI	TB	SLG%	BB	HBP	SO	GDP	OB%	SF	SH	SB	ATT	PO	A	E	FLD%
2023	.240	43	42	96	19	23	2	1	0	3	27	.281	4	0	14	0	.270	0	2	14	14	45	68	8	.934
2024	.162	58	58	111	20	18	1	1	0	3	21	.189	9	1	24	1	.231	0	8	1	1	78	129	14	.937
2025	.200	13	8	10	4	2	0	0	0	1	2	.200	0	0	1	0	.182	1	1	0	0	8	18	3	.897
TOTAL	.198	114	108	217	43	43	3	2	0	7	50	.230	13	1	39	1	.246	1	11	15	15	131	215	25	.933



31 LEXIE BRADY

SR | C/UT | SIOUX FALLS, S.D. | O'GORMAN

SEASON HIGHS

- ▶ **Runs:** 2, 3x, MR vs. Nicholls (3/1/25)
- ▶ **Hits:** 2, 5x, MR vs. South Alabama (3/2/25)
- ▶ **Doubles:** 1, 3x, MR vs. South Alabama (3/2/25)
- ▶ **Triples:** --
- ▶ **Home Runs:** 1, 5x, MR vs. Nicholls (3/1/25)
- ▶ **RBI:** 3, 3x, MR vs. Nicholls (3/1/25)
- ▶ **Total Bases:** 5, 2x, MR vs. Nicholls (3/1/25)
- ▶ **Walks:** 3, vs. North Alabama (2/21/25)
- ▶ **Stolen Bases:** 1, 2x, MR vs. South Alabama (2/28/25)

CAREER HIGHS

- ▶ **Runs:** 3, vs. Mississippi State (3/10/24)
- ▶ **Hits:** 3, 3x, MR: vs. Miami (OH) (2/24/24)
- ▶ **Doubles:** 2, 2x, MR: vs. Baylor (5/20/23)
- ▶ **Triples:** 1, 2x, MR: vs. Pitt (2/28/24)
- ▶ **Home Runs:** 2, vs. Kansas City (2/9/24)
- ▶ **RBI:** 4, vs. Kansas City (2/9/24)
- ▶ **Total Bases:** 8, vs. Kansas City (2/9/24)
- ▶ **Walks:** 3, 2x, MR vs. North Alabama (2/21/25)
- ▶ **Stolen Bases:** 1, 7x, MR vs. South Alabama (2/28/25)

RUN DOWN

Date	Opponent	Pos	AB	R	H	RBI	2B	3B	HR	BB	SB	CS	HBP	SAC	SF	GDP	K	PO	A	E	Avg
Feb 06	vs Clemson	*c	3	0	0	0	0	0	0	0	0	0	0	0	0	0	1	6	1	0	.000
Feb 06	at Florida Atlantic	*c	3	0	0	0	0	0	0	0	0	0	0	0	0	0	1	6	2	0	.000
Feb 07	vs Wisconsin	*c	3	0	0	0	0	0	0	0	0	0	0	0	0	0	1	16	1	2	.000
Feb 08	vs Kansas	*dh	2	0	0	0	0	0	0	1	0	0	0	0	0	0	1	0	0	0	.000
Feb 13	at Southern Miss	*c	3	0	2	0	1	0	0	0	0	0	0	0	0	0	0	13	0	0	.143
Feb 14	vs Sam Houston	*dh	2	2	1	1	0	0	1	1	0	0	0	0	0	0	1	0	0	0	.188
Feb 14	at Louisiana	*dh	3	0	1	1	1	0	0	2	0	0	0	0	0	0	0	0	0	0	.211
Feb 15	vs Central Arkansas	*c	1	2	1	2	0	0	0	1	1	0	1	0	0	0	0	6	0	0	.250
Feb 16	vs NIU	*c	4	0	2	0	0	0	0	0	0	1	0	0	0	0	1	6	0	0	.292
Feb 16	at Louisiana	*dh	1	0	0	0	0	0	0	0	0	0	2	0	0	0	0	0	0	0	.280
Feb 21	vs North Alabama	*c	1	1	1	1	0	0	0	3	0	0	0	0	0	0	0	14	0	0	.308
Feb 22	vs Miami	*dh	2	0	0	0	0	0	0	0	0	0	1	0	0	0	1	0	0	0	.286
Feb 23	vs Louisiana Tech	*dh/c	3	1	1	1	0	0	1	0	0	0	0	0	0	0	0	4	0	0	.290
Feb 26	MCNEESE	*of	3	0	0	0	0	0	0	0	0	0	0	0	0	0	1	0	0	0	.265
Feb 28	NICHOLLS	*c	3	1	2	3	0	0	1	0	0	0	0	0	0	0	0	1	2	0	.297
Feb 28	SOUTH ALABAMA	*dh	2	1	1	3	0	0	1	0	1	0	1	0	0	0	0	0	0	0	.308
Mar 01	MURRAY STATE	*c	2	0	0	1	0	0	0	0	0	0	0	0	1	0	0	8	0	0	.293
Mar 01	NICHOLLS	*c	2	2	2	3	0	0	1	0	0	0	0	0	0	0	0	2	0	0	.326
Mar 02	SOUTH ALABAMA	*c	2	0	2	0	1	0	0	1	0	0	1	0	0	0	0	8	0	1	.356
Totals		19gs	45	10	16	16	3	0	5	9	2	1	6	0	1	0	8	90	6	3	.356

On base pct. .508 • Slugging pct. .756

BRADY'S CAREER STATS

Year	Avg.	GP	GS	AB	R	H	2B	3B	HR	RBI	TB	SLG%	BB	HBP	SO	GDP	OB%	SF	SH	SB	ATT	PO	A	E	FLD%
2022	.214	19	5	28	5	6	1	0	1	5	10	.357	4	0	11	1	.313	0	0	1	1	51	2	0	1.000
2023	.312	44	29	77	16	24	8	1	3	18	43	.558	8	5	23	3	.411	0	0	3	4	146	13	7	.958
2024	.257	58	58	152	36	39	4	1	13	35	84	.553	34	16	47	1	.436	2	2	2	3	303	28	5	.985
2025	.356	19	19	45	10	16	3	0	5	16	34	.756	9	6	8	0	.508	1	0	2	3	90	6	3	.970
TOTAL	.281	140	111	302	67	85	16	2	22	74	171	.566	55	27	89	5	.432	3	2	8	11	590	49	15	.977



33 ALEX ROSALES

SO | OF | CHINO HILLS, CALIF. | CHINO HILLS

SEASON HIGHS

- ▶ Runs: 1, vs. South Alabama (3/2/25)
- ▶ Hits: --
- ▶ Doubles: --
- ▶ Triples: --
- ▶ Home Runs: --
- ▶ RBI: --
- ▶ Total Bases: --
- ▶ Walks: --
- ▶ Stolen Bases: --

CAREER HIGHS

- ▶ Runs: 1, vs. South Alabama (3/2/25)
- ▶ Hits: --
- ▶ Doubles: --
- ▶ Triples: --
- ▶ Home Runs: --
- ▶ RBI: --
- ▶ Total Bases: --
- ▶ Walks: 1, 2x, MR: vs. LA Tech (4/16/24)
- ▶ Stolen Bases: --

RUN DOWN

Date	Opponent	Pos	AB	R	H	RBI	2B	3B	HR	BB	SB	CS	HBP	SAC	SF	GDP	K	PO	A	E	Avg	
Feb.06	at Florida Atlantic	ph	1	0	0	0	0	0	0	0	0	0	0	0	0	0	0	0	0	0	0	.000
Feb.07	vs Missouri State	ph	1	0	0	0	0	0	0	0	0	0	0	0	0	0	0	0	0	0	0	.000
Feb.14	vs Sam Houston	ph	1	0	0	0	0	0	0	0	0	0	0	0	0	0	1	0	0	0	0	.000
Feb.28	NICHOLLS	ph	1	0	0	0	0	0	0	0	0	0	0	0	0	0	0	0	0	0	0	.000
Mar.01	NICHOLLS	ph	1	0	0	0	0	0	0	0	0	0	0	0	0	0	0	0	0	0	0	.000
Mar.02	SOUTH ALABAMA	pr	0	1	0	0	0	0	0	0	0	0	0	0	0	0	0	0	0	0	0	.000
Totals			Ogs	5	1	0	0	0	0	0	0	0	0	0	0	0	1	0	0	0	0	.000

On base pct. .000 • Slugging pct. .000

ROSALES' CAREER STATS

Year	Avg.	GP	GS	AB	R	H	2B	3B	HR	RBI	TB	SLG%	BB	HBP	SO	GDP	OB%	SF	SH	SB	ATT	PO	A	E	FLD%
2024	.000	9	0	2	0	0	0	0	0	0	0	.000	2	0	0	0	.500	0	0	0	0	0	0	0	.000
2025	.000	6	0	5	1	0	0	0	0	0	0	.000	0	0	1	0	.000	0	0	0	0	0	0	0	.000
TOTAL	.000	15	0	7	1	0	0	0	0	0	0	.000	2	0	1	0	.286	0	0	0	0	0	0	0	.000



34 RACHEL CONNORS

FR | C/UT | CHANDLER, ARIZ. | PERRY

SEASON HIGHS

- ▶ Runs: --
- ▶ Hits: 1, vs. Nicholls (3/1/25)
- ▶ Doubles: 1, vs. Nicholls (3/1/25)
- ▶ Triples: --
- ▶ Home Runs: --
- ▶ RBI: --
- ▶ Total Bases: 2, vs. Nicholls (3/1/25)
- ▶ Walks: --
- ▶ Stolen Bases: --

CAREER HIGHS

- ▶ Runs: --
- ▶ Hits: 1, vs. Nicholls (3/1/25)
- ▶ Doubles: 1, vs. Nicholls (3/1/25)
- ▶ Triples: --
- ▶ Home Runs: --
- ▶ RBI: --
- ▶ Total Bases: 2, vs. Nicholls (3/1/25)
- ▶ Walks: --
- ▶ Stolen Bases: --

RUN DOWN

Date	Opponent	Pos	AB	R	H	RBI	2B	3B	HR	BB	SB	CS	HBP	SAC	SF	GDP	K	PO	A	E	Avg	
Feb 07	vs Wisconsin	ph	1	0	0	0	0	0	0	0	0	0	0	0	0	0	0	0	0	0	0	.000
Feb 15	vs Central Arkansas	ph	1	0	0	0	0	0	0	0	0	0	0	0	0	0	0	0	0	0	0	.000
Feb 22	vs Miami	ph	1	0	0	0	0	0	0	0	0	0	0	0	0	0	0	0	0	0	0	.000
Mar 01	NICHOLLS	c	1	0	1	0	1	0	0	0	0	0	0	0	0	0	0	2	0	0	0	.250
Totals		Ogs	4	0	1	0	1	0	0	0	0	0	0	0	0	0	0	2	0	0	0	.250

On base pct. .250 • Slugging pct. .500

CONNORS' CAREER STATS

Year	Avg.	GP	GS	AB	R	H	2B	3B	HR	RBI	TB	SLG%	BB	HBP	SO	GDP	OB%	SF	SH	SB	ATT	PO	A	E	FLD%
2025	.250	4	0	4	0	1	1	0	0	0	2	.500	0	0	0	0	.250	0	0	0	0	2	0	0	1.000
TOTAL	.250	4	0	4	0	1	1	0	0	0	2	.500	0	0	0	0	.250	0	0	0	0	2	0	0	1.000



82 GRAYCEN JORDAN

FR | RHP | COLUMBUS, GA. | BROOKSTONE

SEASON HIGHS

- ▶ Innings Pitched: --
 - ▶ Strikeouts: --
 - ▶ Fewest Runs*: --
 - ▶ Most Runs: --
 - ▶ Fewest Hits*: --
 - ▶ Most Hits: --
 - ▶ Fewest Walks*: --
 - ▶ Most Walks: --
- * - Minimum 5 innings pitched

CAREER HIGHS

- ▶ Innings Pitched: --
 - ▶ Strikeouts: --
 - ▶ Fewest Runs*: --
 - ▶ Most Runs: --
 - ▶ Fewest Hits*: --
 - ▶ Most Hits: --
 - ▶ Fewest Walks*: --
 - ▶ Most Walks: --
- * - Minimum 5 innings pitched

RUN DOWN

JORDAN'S CAREER STATS

Year	ERA	W	L	App	GS	CG	SHO	CBO	SV	IP	H	R	ER	BB	SO	2B	3B	HR	BF	B/Avg	WP	HBP	SFA	SHA
2025	---	--	--	--	--	--	--	--	--	---	--	--	--	--	--	--	--	--	--	---	--	--	--	--
TOTAL	---	--	--	--	--	--	--	--	--	---	--	--	--	--	--	--	--	--	--	---	--	--	--	--

GAME-BY-GAME STARTERS BY POSITION										
Opponent	C	1B	2B	3B	SS	LF	CF	RF	DP/Flex	P
Feb. 6 - vs. Clemson	Brady	Mackay	Pickens	DeLeon	Starr	Pone	Lansdell	Malvin	Roman	Binford
Feb. 6 - at Florida Atlantic	Brady	Llamas	Pickens	Binford	DeLeon	Pone	Lansdell	Mackay	Roman	Lopez
Feb. 7 - vs. Wisconsin	Brady	Llamas	Pickens	Binford	DeLeon	Pone	Malvin	Mackay	Roman	Guachino
Feb. 7 - vs. Missouri State	Mackay	Llamas	Pickens	DeLeon	Starr	Pone	Lansdell	Malvin	Roman	Cooper
Feb. 8 - vs. Kansas	Mackay	Llamas	Thompson	Binford	DeLeon	Pone	Strain	Malvin	Brady	Guachino
Feb. 13 - at Southern Miss	Brady	Llamas	Pickens	Binford	Starr	Malvin	Lansdell	Mackay	Roman	Guachino
Feb. 14 - vs. Sam Houston	Mackay	Llamas	Pickens	Binford	Starr	Pone	Lansdell	Malvin	Brady	Lopez
Feb. 14 - at Louisiana	Mackay	Llamas	Pickens	DeLeon	Starr	Pone	Lansdell	Malvin	Brady	Binford
Feb. 15 - vs. Central Arkansas	Brady	Llamas	Pickens	Binford	DeLeon	Pone	Lansdell	Malvin	Roman	Guachino
Feb. 16 - vs. Northern Illinois	Brady	Llamas	Pickens	Binford	DeLeon	Pone	Lansdell	Malvin	Roman	Lopez
Feb. 16 - at Louisiana	Mackay	Llamas	Pickens	Binford	DeLeon	Pone	Lansdell	Malvin	Brady	Guachino
Feb. 21 - vs. North Alabama	Brady	Llamas	Pickens	Binford	DeLeon	Pone	Lansdell	Malvin	Roman	Guachino
Feb. 22 - vs. Miami	Mackay	Llamas	Pickens	DeLeon	Starr	Pone	Strain	Malvin	Brady	Binford
Feb. 23 - vs. James Madison	Mackay	Llamas	Pickens	Binford	DeLeon	Pone	Malvin	Grisham	Roman	Lopez
Feb. 23 - vs. Louisiana Tech	Mackay	Llamas	Pickens	Binford	DeLeon	Pone	Lansdell	Malvin	Brady	Guachino
Feb. 26 - vs. McNeese	Mackay	Llamas	Pickens	Binford	DeLeon	Pone	Malvin	Brady	Roman	Guachino
Feb. 28 - vs. Nicholls	Brady	Llamas	Pickens	DeLeon	Starr	Pone	Lansdell	Malvin	Mackay	Binford
Feb. 28 - vs. South Alabama	Mackay	Llamas	Pickens	Binford	DeLeon	Pone	Malvin	Grisham	Brady	Guachino
Mar. 1 - vs. Murray State	Brady	Llamas	Pickens	DeLeon	Starr	Pone	Strain	Malvin	Beautae	Binford
Mar. 1 - vs. Nicholls	Brady	Llamas	Pickens	Binford	DeLeon	Pone	Grisham	Malvin	Beautae	Lopez
Mar. 2 - vs. South Alabama	Brady	Llamas	Pickens	Binford	DeLeon	Pone	Malvin	Grisham	Beautae	Guachino

GAME-BY-GAME STARTERS BY BATTING ORDER									
Opponent	1	2	3	4	5	6	7	8	9
Feb. 6 - vs. Clemson	Pone	Lansdell	Roman	Brady	Binford	Pickens	Mackay	DeLeon	Malvin
Feb. 6 - at Florida Atlantic	Pone	Lansdell	Binford	Roman	Brady	Pickens	Llamas	Mackay	DeLeon
Feb. 7 - vs. Wisconsin	Pone	Llamas	Binford	Roman	Mackay	Pickens	Brady	Malvin	DeLeon
Feb. 7 - vs. Missouri State	Pone	Llamas	Mackay	Pickens	Roman	DeLeon	Malvin	Lansdell	Starr
Feb. 8 - vs. Kansas	Malvin	Llamas	Binford	Mackay	DeLeon	Brady	Thompson	Pone	Strain
Feb. 13 - at Southern Miss	Malvin	Binford	Llamas	Mackay	Pickens	Roman	Brady	Starr	Lansdell
Feb. 14 - vs. Sam Houston	Malvin	Llamas	Binford	Brady	Mackay	Lansdell	Pickens	Starr	Pone
Feb. 14 - at Louisiana	Malvin	Llamas	Binford	Brady	Mackay	Pickens	DeLeon	Lansdell	Pone
Feb. 15 - vs. Central Arkansas	Malvin	Llamas	Binford	Brady	Pickens	Roman	DeLeon	Lansdell	Pone
Feb. 16 - vs. Northern Illinois	Malvin	Llamas	Binford	Roman	Brady	Pickens	DeLeon	Lansdell	Pone
Feb. 16 - at Louisiana	Malvin	Llamas	Binford	DeLeon	Brady	Pickens	Mackay	Lansdell	Pone
Feb. 21 - vs. North Alabama	Malvin	Llamas	Binford	Brady	Roman	Pickens	DeLeon	Lansdell	Pone
Feb. 22 - vs. Miami	Malvin	Llamas	Binford	Brady	Mackay	Pickens	DeLeon	Strain	Pone
Feb. 23 - vs. James Madison	Malvin	Pone	Binford	Llamas	Roman	Pickens	Mackay	DeLeon	Grisham
Feb. 23 - vs. Louisiana Tech	Malvin	Pone	Binford	Llamas	Mackay	Pickens	DeLeon	Brady	Lansdell
Feb. 26 - vs. McNeese	Malvin	Pone	Binford	Llamas	Mackay	Pickens	Brady	Roman	DeLeon
Feb. 28 - vs. Nicholls	Malvin	Pone	Binford	Llamas	Brady	Pickens	Mackay	DeLeon	Lansdell
Feb. 28 - vs. South Alabama	Malvin	Pone	Binford	Llamas	Brady	Pickens	Mackay	DeLeon	Grisham
Mar. 1 - vs. Murray State	Malvin	Pone	Binford	Llamas	Brady	Pickens	Beautae	DeLeon	Strain
Mar. 1 - vs. Nicholls	Malvin	Pone	Binford	Llamas	Brady	Pickens	Beautae	DeLeon	Grisham
Mar. 2 - vs. South Alabama	Malvin	Pone	Binford	Llamas	Brady	Pickens	Beautae	DeLeon	Grisham

2025 SEASON STATISTICS



2025 Ole Miss Softball
Overall Statistics for Ole Miss (as of Mar 02, 2025)
(All games Sorted by Batting avg)



Record: 18-3 Home: 6-0 Away: 1-3 Neutral: 11-0 SEC: 0-0

Player	avg	gp-gs	ab	r	h	2b	3b	hr	rbi	tb	slg%	bb	hp	so	gdp	ob%	sf	sh	sb-att	po	a	e	fld%	
3 Persy Llamas	.382	21-20	55	12	21	3	0	4	23	36	.655	10	3	0	0	.479	3	0	0-0	116	5	2	.984	
6 Jaden Pone	.375	21-20	48	18	18	1	0	1	7	22	.458	8	0	9	0	.464	0	4	7-7	21	2	0	1.000	
4 Aliyah Binford	.364	20-20	66	10	24	6	3	2	20	42	.636	4	0	6	1	.384	3	0	1-1	15	27	4	.913	
22 Taylor Malvin	.356	21-20	45	20	16	2	0	0	4	18	.400	14	1	8	0	.517	0	1	3-5	7	0	0	1.000	
31 Lexie Brady	.356	19-19	45	10	16	3	0	5	16	34	.756	9	6	8	0	.508	1	0	2-3	90	6	3	.970	
1 Mackenzie Pickens	.345	21-20	58	12	20	4	0	3	18	33	.569	3	2	5	0	.391	1	0	5-5	28	22	1	.980	
20 Jamie Mackay	.250	18-15	44	6	11	5	0	2	8	22	.500	2	3	4	1	.314	2	0	0-0	88	3	1	.989	
26 Angelina DeLeon	.250	19-19	40	7	10	2	1	2	10	20	.500	7	2	5	0	.388	0	1	1-2	23	28	2	.962	
23 Taylor Roman	.241	12-10	29	3	7	2	0	1	6	12	.414	1	0	5	0	.258	1	0	0-0	0	0	0	.000	
5 Ashton Lansdell	.207	13-12	29	7	6	2	0	1	1	11	.379	5	1	6	0	.343	0	0	2-2	11	0	1	.917	

24 Lair Beautae	.714	4-3	7	3	5	1	1	0	4	8	1.143	4	0	0	0	.818	0	0	0-0	0	0	0	.000	
12 Addison Duke	.500	12-0	4	3	2	0	0	0	2	2	.500	1	0	0	0	.500	1	0	2-3	0	0	0	.000	
21 Grace Thompson	.417	9-1	12	1	5	1	0	0	0	6	.500	0	0	2	0	.417	0	0	0-0	2	0	1	.667	
2 Taylor Strain	.286	14-3	14	5	4	1	0	0	1	5	.357	2	0	0	0	.375	0	0	1-1	2	0	0	1.000	
34 Rachel Connors	.250	4-0	4	0	1	1	0	0	0	2	.500	0	0	0	0	.250	0	0	0-0	2	0	0	1.000	
10 Star Ferguson	.250	15-0	4	7	1	0	0	0	1	1	.250	1	0	1	0	.400	0	0	2-3	2	0	0	1.000	
25 Tenly Grisham	.231	9-4	13	6	3	0	1	0	1	5	.385	1	1	2	0	.333	0	0	0-0	4	0	0	1.000	
28 Ryan Starr	.200	13-8	10	4	2	0	0	0	1	2	.200	0	0	1	0	.182	1	1	0-0	8	18	3	.897	
8 Tate Davis	.200	5-0	5	1	1	0	0	0	0	1	.200	0	0	0	0	.200	0	0	1-1	0	2	0	1.000	
33 Alexa Rosales	.000	6-0	5	1	0	0	0	0	0	0	.000	0	0	1	0	.000	0	0	0-0	0	0	0	.000	
Totals	.322	21	537	136	173	34	6	21	123	282	.525	72	19	63	2	.412	13	7	27-33	422	122	20	.965	
Opponents	.185	21	518	33	96	11	0	5	28	122	.236	48	9	164	2	.266	1	9	17-19	383	149	26	.953	

LOB - Team (128), Opp (130). DPs turned - Team (2), Opp (4). IBB - Team (1), Brady 1.

(All games Sorted by Earned run avg)

Player	era	w-l	app	gs	cg	sho	sv	ip	h	r	er	bb	so	2b	3b	hr	b/avg	wp	hp	bk	sfa	sha
9 Miali Guachino	1.22	8-3	13	10	6	3/1	0	63.1	46	17	11	19	99	6	0	3	.194	9	6	0	0	5
4 Aliyah Binford	1.22	3-0	7	5	3	2/0	1	34.1	24	6	6	8	26	1	0	2	.192	4	1	0	0	2
16 Brianna Lopez	1.47	7-0	9	5	3	2/1	0	38.0	23	9	8	15	35	3	0	0	.167	1	1	0	1	1

15 Alison Cooper	1.40	0-0	3	1	0	0/2	0	5.0	3	1	1	6	4	1	0	0	.167	3	1	0	0	1
Totals	1.29	18-3	21	21	12	9/2	1	140.2	96	33	26	48	164	11	0	5	.185	17	9	0	1	9
Opponents	6.23	3-18	21	21	6	0/0	0	128.0	173	136	114	72	63	34	6	21	.322	17	19	0	13	7

PB - Team (2), Mackay 1, Brady 1, Opp (2). SBA/ATT - Brady (9-10), Guachino (8-8), Mackay (8-8), Lopez (6-6), Binford (3-4), Cooper (0-1).

RADIO/TV ROSTER



00 **LILLY WHITTEN**
Jr. • RHP • 5-8




1 **MACKENZIE PICKENS**
Fr. • INF • 5-5




2 **TAYLOR STRAIN**
Sr. • OF • 5-3



3 **PERSY LLAMAS**
Fr. • LHP/UT • 5-6



4 **ALIYAH BINFORD**
Sr. • RHP/INF • 5-7



5 **ASHTON LANSDSELL**
Sr. • INF • 5-8




6 **JADEN PONE**
Sr. • UT • 5-3




8 **TATE DAVIS**
Fr. • INF • 5-9



9 **MIALI GUACHINO**
Fr. • RHP • 5-6



10 **STAR FERGUSON**
Sr. • OF • 5-2




12 **ADDISON DUKE**
Fr. • OF • 5-5




14 **ABBY HERNDON**
Fr. • LHP • 5-9




15 **ALLISON COOPER**
Sr. • LHP • 5-4




16 **BRIANNA LOPEZ**
Sr. • LHP • 5-7



20 **JAMIE MACKAY**
Jr. • C • 5-10



21 **GRACE THOMPSON**
So. • INF • 5-8



22 **TAYLOR MALVIN**
Jr. • OF • 5-6



23 **TAYLOR ROMAN**
Sr. • UT • 6-1



24 **LAIR BEAUTAE**
Sr. • UT • 5-6



25 **TENLY GRISHAM**
So. • INF • 5-4



26 **ANGELINA DELEON**
Sr. • INF • 5-5



28 **RYAN STARR**
Jr. • INF • 5-3



31 **LEXIE BRADY**
Sr. • C/UT • 5-9



33 **ALEXA ROSALES**
So. • OF • 5-6



34 **RACHEL CONNORS**
Fr. • C • 5-10



82 **GRAYCEN JORDAN**
Fr. • RHP • 5-9



JAMIE TRACHSEL
Head Coach



BOBBY BUCHANAN
Assistant Coach



EHREN EARLEYWINE
Assistant Coach



NANCY EVANS
Assistant Coach