



Arkansas at Vanderbilt

03/04/25 Memorial Gymnasium (Vanderbilt), Nashville, Tenn.
Vanderbilt vs. Arkansas

Game Time: 9:00 PM
Game Duration: 2:10
Attendance: 8,829

Officials: Terry Oglesby, Courtney Green, Todd Austin

Arkansas - 90

Record: 18-12 (7-10)

NO.	Name	Min	FG	3P	FT	Rebounds			Fouls		TP	AS	TO	ST	Blocks		+/-
			M-A	M-A	M-A	OR	DR	TOT	PF	FD					BS	BA	
4	Trevon Brazile	F 35:59	6-8	3-5	1-2	4	10	14	2	2	16	2	2	2	2	0	13
11	Karter Knox	F 26:53	4-9	0-3	2-2	2	3	5	4	4	10	2	1	1	2	1	17
44	Zvonimir Ivisic	F 25:09	6-11	1-5	1-1	1	4	5	3	2	14	1	1	1	2	0	11
1	Johnell Davis	G 38:58	7-18	2-5	5-7	0	4	4	1	6	21	2	3	0	1	1	14
21	D.J. Wagner	G 30:28	5-9	2-4	2-2	0	2	2	3	1	14	3	0	0	0	0	0
24	Billy Richmond III	26:53	3-7	0-2	2-3	0	2	2	0	3	8	2	7	2	1	1	8
9	Jonas Aidoo	15:40	2-3	0-0	3-5	3	5	8	4	4	7	0	1	0	0	1	2
Team						2	0	2			0		0				
Totals			33-65	8-24	16-22	12	30	42	18	22	90	12	15	6	8	4	13

Shooting By Period		
1 st FG%	17-33	51.5%
3PT%	3-10	30.0%
FT%	6-8	75%
2 nd FG%	16-32	50.0%
3PT%	5-14	35.7%
FT%	10-14	71.4%
GM FG%	33-65	50.8%
3PT%	8-24	33.3%
FT%	16-22	72.7%

Dead Ball Rebounds: 3, 0

Technical Fouls: Coach 2nd 7:35

Vanderbilt - 77

Record: 20-10 (8-9)

NO.	Name	Min	FG	3P	FT	Rebounds			Fouls		TP	AS	TO	ST	Blocks		+/-
			M-A	M-A	M-A	OR	DR	TOT	PF	FD					BS	BA	
5	Tyler Nickel	F 29:37	5-8	4-7	2-2	1	2	3	2	0	16	0	1	2	0	0	-7
99	Devin McGlockton	F 18:32	5-9	2-4	0-0	2	1	3	5	0	12	1	1	1	1	0	4
1	Jason Edwards	G 22:50	0-12	0-4	2-2	0	1	1	1	1	2	0	2	2	0	5	-9
11	A.J. Hoggard	G 33:53	4-9	1-4	5-5	0	5	5	4	4	14	7	5	1	1	0	-9
30	Chris Manon	G 18:09	2-4	0-0	5-6	0	3	3	4	3	9	1	1	3	1	1	-14
2	MJ Collins	22:36	2-7	2-4	4-6	0	2	2	1	2	10	0	0	0	0	2	-11
3	Tyler Tanner	19:06	3-5	1-1	0-0	1	3	4	2	0	7	3	3	1	0	0	-6
22	Jaylen Carey	28:19	2-6	0-1	3-6	2	4	6	2	6	7	1	1	0	1	0	-14
24	JaQualon "JQ" Roberts	06:58	0-0	0-0	0-0	0	0	0	1	1	0	0	0	0	0	0	1
Team						2	2	4			0		0				
Totals			23-60	10-25	21-27	8	23	31	22	17	77	13	14	10	4	8	-13

Shooting By Period		
1 st FG%	10-35	28.6%
3PT%	5-14	35.7%
FT%	12-14	85.7%
2 nd FG%	13-25	52.0%
3PT%	5-11	45.5%
FT%	9-13	69.2%
GM FG%	23-60	38.3%
3PT%	10-25	40.0%
FT%	21-27	77.8%

Dead Ball Rebounds: 5, 0

Technical Fouls: NONE

	Ark	Vandy
Biggest lead	17 (2 nd 12:04)	9 (1 st 8:53)
Best Scoring Run	13 (1 st 0:02)	7 (1 st 14:18)
Lead Changes	1	
Times Tied	3	
Time with Lead	22:38	15:07

Points from	Ark	Vandy
Turnovers	18	10
Paint	48	26
Second Chance	19	12
Fast Breaks	17	5
Bench	15	24

	Period by Period Scoring		
	1st	2nd	TOT
Ark	43	47	90
Vandy	37	40	77



Arkansas at Vanderbilt

03/04/25 Memorial Gymnasium (Vanderbilt), Nashville, Tenn.
Vanderbilt vs. Arkansas

Game Time: 9:00 PM
Game Duration: 2:10
Attendance: 8,829

Officials: Terry Oglesby, Courtney Green, Todd Austin

Period 1

Quarter Starters:

Vandy	1 Edwards J	5 Nickel T	11 Hoggard A	30 Manon C	99 McGlockton D
Ark	1 Davis J	4 Brazile T	11 Knox K	21 Wagner D	44 Ivisic Z

Game Time	Vandy	Score	Diff	Ark
20:00	99 MCGLOCKTON D jumpball lost			44 IVISIC Z jumpball won
19:50	30 MANON C steal (1)			11 KNOX K turnover bad pass (1)
19:45	1 EDWARDS J turnover bad pass (1)			4 BRAZILE T steal (1)
19:38				1 DAVIS J 2pt FG from turnover in the paint, driving layup blocked
19:38	99 MCGLOCKTON D block (1)			
19:34	30 MANON C defensive rebound (1)			
19:12	11 HOGGARD A 2pt FG in the paint, pull up jump shot made (2)	2-0	2	
18:49		2-2	0	1 DAVIS J 2pt FG in the paint, driving layup made (2)
18:37	99 MCGLOCKTON D 3pt FG , jump shot made (3)	5-2	3	
18:37	11 HOGGARD A assist (1)			
18:18				11 KNOX K 2pt FG in the paint, layup blocked
18:18	30 MANON C block (1)			
18:13	11 HOGGARD A defensive rebound (1)			
18:11	1 EDWARDS J 3pt FG , jump shot missed			
18:09				44 IVISIC Z defensive rebound (1)
17:55		5-5	0	44 IVISIC Z 3pt FG , jump shot made (3)
17:55				11 KNOX K assist (1)
17:31	99 MCGLOCKTON D 3pt FG , jump shot missed			
17:29				4 BRAZILE T defensive rebound (1)
17:21				44 IVISIC Z 3pt FG , jump shot missed
17:19	11 HOGGARD A defensive rebound (2)			
17:10	1 EDWARDS J 3pt FG , jump shot blocked			
17:10				1 DAVIS J block (1)
17:06	5 NICKEL T offensive rebound (1)			
17:03	5 NICKEL T 3pt FG second chance, jump shot made (3)	8-5	3	
17:03	99 MCGLOCKTON D assist (1)			
16:53	1 EDWARDS J substitution out			
16:53	30 MANON C substitution out			
16:53	2 COLLINS M substitution in			
16:53	3 TANNER T substitution in			
16:53				11 KNOX K substitution out
16:53				24 RICHMOND III B substitution in
16:46				24 RICHMOND III B turnover bad pass (1)
16:33	2 COLLINS M 3pt FG from turnover, jump shot made (3)	11-5	6	
16:09				24 RICHMOND III B 3pt FG , jump shot blocked
16:09	11 HOGGARD A block (1)			
16:09				offensive rebound (3)
16:08	5 NICKEL T substitution out			
16:08	22 CAREY J substitution in			
16:08				44 IVISIC Z substitution out
16:08				9 AIDOO J substitution in
16:04		11-8	3	1 DAVIS J 3pt FG second chance, jump shot made (5)



Arkansas at Vanderbilt

03/04/25 Memorial Gymnasium (Vanderbilt), Nashville, Tenn.
Vanderbilt vs. Arkansas

Game Time: 9:00 PM
Game Duration: 2:10
Attendance: 8,829

Officials: Terry Oglesby, Courtney Green, Todd Austin

Game Time	Vandy	Score	Diff	Ark
16:04				4 BRAZILE T assist (1)
15:51	3 TANNER T turnover bad pass (1)			
15:51	Timeout media			
15:48		11-10	1	4 BRAZILE T 2pt FG fast break from turnover in the paint, dunk, made (2)
15:48				24 RICHMOND III B assist (1)
15:27	22 CAREY J 2pt FG in the paint, layup missed			
15:24	22 CAREY J offensive rebound (1)			
15:24	22 CAREY J 2pt FG second chance in the paint, tip-in layup made (2)	13-10	3	
15:07				1 DAVIS J 2pt FG outside the paint, pull up jump shot missed
15:05	11 HOGGARD A defensive rebound (3)			
14:48	3 TANNER T 3pt FG , jump shot made (3)	16-10	6	
14:48	22 CAREY J assist (1)			
14:32				24 RICHMOND III B 2pt FG outside the paint, pull up jump shot missed
14:30	22 CAREY J defensive rebound (2)			
14:18	2 COLLINS M foul drawn (1)			9 AIDOO J foul shooting (1 - 1)
14:18	2 COLLINS M free throw 1 - 2 made (4)	17-10	7	
14:18	11 HOGGARD A substitution out			
14:18	99 MCGLOCKTON D substitution out			
14:18	1 EDWARDS J substitution in			
14:18	5 NICKEL T substitution in			
14:18				4 BRAZILE T substitution out
14:18				11 KNOX K substitution in
14:18	2 COLLINS M free throw 2 - 2 made (5)	18-10	8	
14:05				9 AIDOO J turnover lost ball (1)
13:51	22 CAREY J 3pt FG from turnover, jump shot missed			
13:49				24 RICHMOND III B defensive rebound (1)
13:45				11 KNOX K 3pt FG , jump shot missed
13:42	defensive rebound (8)			
13:29	3 TANNER T turnover bad pass (2)			24 RICHMOND III B steal (1)
13:25		18-12	6	24 RICHMOND III B 2pt FG fast break from turnover in the paint, dunk, made (2)
13:05	1 EDWARDS J 2pt FG in the paint, layup missed			
13:02				9 AIDOO J defensive rebound (1)
12:52				9 AIDOO J 2pt FG in the paint, layup blocked
12:52	22 CAREY J block (1)			
12:48	2 COLLINS M defensive rebound (1)			
12:35	22 CAREY J 2pt FG in the paint, layup missed			
12:33				9 AIDOO J defensive rebound (2)
12:28	5 NICKEL T foul shooting (1 - 1)			24 RICHMOND III B foul drawn (1)
12:28				24 RICHMOND III B free throw fast break 1 - 2 missed
12:28				offensive dead ball rebound (1)
12:28	1 EDWARDS J substitution out			
12:28	3 TANNER T substitution out			
12:28	22 CAREY J substitution out			
12:28	11 HOGGARD A substitution in			
12:28	24 ROBERTS J substitution in			
12:28	30 MANON C substitution in			



Official Basketball Play by Play - First Half
Arkansas at Vanderbilt
 03/04/25 Memorial Gymnasium (Vanderbilt), Nashville, Tenn.
 Vanderbilt vs. Arkansas

Game Time: 9:00 PM
Game Duration: 2:10
Attendance: 8,829

Officials: Terry Oglesby, Courtney Green, Todd Austin

Game Time	Vandy	Score	Diff	Ark
12:28				9 AIDOO J substitution out
12:28				44 IVISIC Z substitution in
12:28		18-13	5	24 RICHMOND III B free throw fast break 2 - 2 made (3)
12:28				21 WAGNER D substitution out
12:28				4 BRAZILE T substitution in
12:11	2 COLLINS M 2pt FG in the paint, jump shot blocked			
12:11				11 KNOX K block (1)
12:07				1 DAVIS J defensive rebound (1)
12:04		18-16	2	1 DAVIS J 3pt FG fast break, jump shot made (8)
11:41	30 MANON C foul drawn (1)			1 DAVIS J foul shooting (1 - 2)
11:41	Timeout media			
11:41	24 ROBERTS J substitution out			
11:41	99 MCGLOCKTON D substitution in			
11:41	30 MANON C free throw 1 - 2 missed			
11:41	offensive dead ball rebound (1)			
11:41	30 MANON C free throw 2 - 2 made (1)	19-16	3	
11:30		19-18	1	44 IVISIC Z 2pt FG in the paint, alleyoop made (5)
11:30				11 KNOX K assist (2)
11:14	99 MCGLOCKTON D 2pt FG in the paint, layup missed			
11:11	99 MCGLOCKTON D offensive rebound (1)			
11:11	99 MCGLOCKTON D 2pt FG second chance in the paint, tip-in layup made (5)	21-18	3	
10:47	11 HOGGARD A steal (1)			1 DAVIS J turnover bad pass (1)
10:39	99 MCGLOCKTON D 2pt FG from turnover in the paint, dunk, made (7)	23-18	5	
10:39	11 HOGGARD A assist (2)			
10:22				24 RICHMOND III B 3pt FG , jump shot missed
10:19	11 HOGGARD A defensive rebound (4)			
10:14	30 MANON C 2pt FG in the paint, layup blocked			
10:14				4 BRAZILE T block (1)
10:14	offensive dead ball rebound (2)			
10:14	jump ball situation			
10:14	2 COLLINS M substitution out			
10:14	1 EDWARDS J substitution in			
10:14				1 DAVIS J substitution out
10:14				21 WAGNER D substitution in
10:12	99 MCGLOCKTON D 2pt FG second chance in the paint, layup made (9)	25-18	7	
10:12	11 HOGGARD A assist (3)			
09:57	30 MANON C foul personal (1 - 2)			11 KNOX K foul drawn (1)
09:57	5 NICKEL T substitution out			
09:57	22 CAREY J substitution in			
09:44		25-20	5	11 KNOX K 2pt FG in the paint, driving layup made (2)
09:12	1 EDWARDS J foul drawn (1)			21 WAGNER D foul shooting (1 - 3)
09:12	1 EDWARDS J free throw 1 - 2 made (1)	26-20	6	
09:12	11 HOGGARD A substitution out			
09:12	3 TANNER T substitution in			
09:12				24 RICHMOND III B substitution out
09:12				44 IVISIC Z substitution out
09:12				1 DAVIS J substitution in



Official Basketball Play by Play - First Half
Arkansas at Vanderbilt
 03/04/25 Memorial Gymnasium (Vanderbilt), Nashville, Tenn.
 Vanderbilt vs. Arkansas

Game Time: 9:00 PM
Game Duration: 2:10
Attendance: 8,829

Officials: Terry Oglesby, Courtney Green, Todd Austin

Game Time	Vandy	Score	Diff	Ark
09:12				9 AIDOO J substitution in
09:12	1 EDWARDS J free throw 2 - 2 made (2)	27-20	7	
09:00				11 KNOX K 3pt FG , jump shot missed
08:58	3 TANNER T defensive rebound (1)			
08:53	30 MANON C foul drawn (2)			11 KNOX K foul shooting (1 - 4)
08:53	30 MANON C free throw 1 - 2 made (2)	28-20	8	
08:53				21 WAGNER D substitution out
08:53				24 RICHMOND III B substitution in
08:53	30 MANON C free throw 2 - 2 made (3)	29-20	9	
08:34				24 RICHMOND III B turnover travel (2)
08:23	22 CAREY J 2pt FG from turnover in the paint, layup missed			
08:21				9 AIDOO J defensive rebound (3)
08:15		29-22	7	1 DAVIS J 2pt FG in the paint, jump shot made (10)
08:15				24 RICHMOND III B assist (2)
08:15	1 EDWARDS J foul shooting (1 - 3)			1 DAVIS J foul drawn (1)
08:15		29-23	6	1 DAVIS J free throw 1 - 1 made (11)
08:00	3 TANNER T turnover bad pass (3)			
08:00	Timeout media			
08:00	3 TANNER T substitution out			
08:00	11 HOGGARD A substitution in			
07:48		29-25	4	24 RICHMOND III B 2pt FG from turnover in the paint, dunk, made (5)
07:48	99 MCGLOCKTON D foul shooting (1 - 4)			24 RICHMOND III B foul drawn (2)
07:48				11 KNOX K substitution out
07:48				21 WAGNER D substitution in
07:48		29-26	3	24 RICHMOND III B free throw 1 - 1 made (6)
07:34	30 MANON C 2pt FG in the paint, jump shot missed			
07:29				4 BRAZILE T defensive rebound (2)
07:26				24 RICHMOND III B turnover dribbling violation (3)
07:26	99 MCGLOCKTON D substitution out			
07:26	5 NICKEL T substitution in			
07:14	11 HOGGARD A turnover bad pass (1)			
06:54				1 DAVIS J 2pt FG from turnover in the paint, layup missed
06:52				9 AIDOO J offensive rebound (4)
06:52	5 NICKEL T foul personal (2 - 5)			9 AIDOO J foul drawn (1)
06:52	99 MCGLOCKTON D substitution in			
06:52	5 NICKEL T substitution out			
06:47				1 DAVIS J 2pt FG from turnover second chance outside the paint, step back jump shot missed
06:44				9 AIDOO J offensive rebound (5)
06:40				21 WAGNER D 3pt FG from turnover second chance, jump shot missed
06:37	99 MCGLOCKTON D defensive rebound (2)			
06:28	11 HOGGARD A 3pt FG , step back jump shot missed			
06:25				4 BRAZILE T defensive rebound (3)
06:20	30 MANON C steal (2)			1 DAVIS J turnover lost ball (2)
06:15	1 EDWARDS J 3pt FG from turnover, jump shot missed			
06:13				21 WAGNER D defensive rebound (1)
06:13	22 CAREY J foul drawn (1)			21 WAGNER D foul personal (2 - 5)
06:13				21 WAGNER D substitution out



Arkansas at Vanderbilt

03/04/25 Memorial Gymnasium (Vanderbilt), Nashville, Tenn.
Vanderbilt vs. Arkansas

Game Time: 9:00 PM
Game Duration: 2:10
Attendance: 8,829

Officials: Terry Oglesby, Courtney Green, Todd Austin

Game Time	Vandy	Score	Diff	Ark
06:13				11 KNOX K substitution in
06:13				4 BRAZILE T substitution out
06:13				44 IVISIC Z substitution in
06:12	30 MANON C substitution out			
06:12	2 COLLINS M substitution in			
06:12	1 EDWARDS J 2pt FG in the paint, layup blocked			
06:12				44 IVISIC Z block (1)
06:12	offensive rebound (14)			
06:03	1 EDWARDS J 2pt FG second chance in the paint, layup missed			
06:01				44 IVISIC Z defensive rebound (2)
05:50				11 KNOX K 2pt FG outside the paint, jump shot missed
05:46	22 CAREY J defensive rebound (3)			
05:42	1 EDWARDS J 2pt FG in the paint, driving layup missed			
05:38				44 IVISIC Z defensive rebound (3)
05:29	1 EDWARDS J steal (1)			1 DAVIS J turnover bad pass (3)
05:24	22 CAREY J foul drawn (2)			9 AIDOO J foul shooting (2 - 6)
05:24	22 CAREY J free throw fast break 1 - 2 missed			
05:24	offensive dead ball rebound (3)			
05:24	1 EDWARDS J substitution out			
05:24	3 TANNER T substitution in			
05:24				9 AIDOO J substitution out
05:24				4 BRAZILE T substitution in
05:24	22 CAREY J free throw fast break 2 - 2 made (3)	30-26	4	
05:24	22 CAREY J substitution out			
05:24	24 ROBERTS J substitution in			
05:05		30-28	2	44 IVISIC Z 2pt FG in the paint, layup made (7)
05:05				4 BRAZILE T assist (2)
04:43	3 TANNER T 2pt FG in the paint, layup missed			
04:41	3 TANNER T offensive rebound (2)			
04:39	11 HOGGARD A 3pt FG second chance, jump shot made (5)	33-28	5	
04:39	3 TANNER T assist (1)			
04:29	11 HOGGARD A foul personal (1 - 6)			11 KNOX K foul drawn (2)
04:21		33-30	3	1 DAVIS J 2pt FG in the paint, turnaround jump shot made (13)
04:01	2 COLLINS M 3pt FG , jump shot missed			
03:58	99 MCGLOCKTON D offensive rebound (3)			
03:56	11 HOGGARD A 3pt FG second chance, jump shot missed			
03:54				4 BRAZILE T defensive rebound (4)
03:47	99 MCGLOCKTON D steal (1)			24 RICHMOND III B turnover lost ball (4)
03:42	2 COLLINS M foul drawn (2)			4 BRAZILE T foul shooting (1 - 7)
03:42	Timeout media			
03:42	24 ROBERTS J substitution out			
03:42	30 MANON C substitution in			
03:42	2 COLLINS M free throw fast break 1 - 2 made (6)	34-30	4	
03:42	2 COLLINS M free throw fast break 2 - 2 made (7)	35-30	5	
03:20		35-32	3	44 IVISIC Z 2pt FG in the paint, jump shot made (9)
03:04	11 HOGGARD A turnover bad pass (2)			11 KNOX K steal (1)
03:01		35-34	1	11 KNOX K 2pt FG fast break from turnover in the paint, layup made (4)
03:01	11 HOGGARD A foul shooting (2 - 7)			11 KNOX K foul drawn (3)



Arkansas at Vanderbilt

03/04/25 Memorial Gymnasium (Vanderbilt), Nashville, Tenn.
Vanderbilt vs. Arkansas

Game Time: 9:00 PM
Game Duration: 2:10
Attendance: 8,829

Officials: Terry Oglesby, Courtney Green, Todd Austin

Game Time	Vandy	Score	Diff	Ark
03:01	11 HOGGARD A substitution out			
03:01	30 MANON C substitution out			
03:01	1 EDWARDS J substitution in			
03:01	5 NICKEL T substitution in			
03:01		35-35	0	11 KNOX K free throw fast break 1 - 1 made (5)
02:46	99 MCGLOCKTON D foul offensive (2 - 8)			24 RICHMOND III B foul drawn (3)
02:46	99 MCGLOCKTON D turnover offensive (1)			
02:46	99 MCGLOCKTON D substitution out			
02:46	22 CAREY J substitution in			
02:38		35-37	-2	1 DAVIS J 2pt FG from turnover in the paint, layup made (15)
02:12	1 EDWARDS J 2pt FG in the paint, layup blocked			
02:12				11 KNOX K block (2)
02:08				11 KNOX K defensive rebound (1)
02:02		35-39	-4	11 KNOX K 2pt FG fast break in the paint, driving layup made (7)
02:02	22 CAREY J foul shooting (1 - 9)			11 KNOX K foul drawn (4)
02:02		35-40	-5	11 KNOX K free throw 1 - 1 made (8)
01:42	2 COLLINS M 2pt FG outside the paint, step back jump shot missed			
01:39				1 DAVIS J defensive rebound (2)
01:36				1 DAVIS J 3pt FG , jump shot missed
01:32	5 NICKEL T defensive rebound (2)			
01:26	5 NICKEL T turnover bad pass (1)			
01:26	5 NICKEL T substitution out			
01:26	30 MANON C substitution in			
01:13				1 DAVIS J 2pt FG from turnover in the paint, pull up jump shot missed
01:11	30 MANON C defensive rebound (2)			
01:04	2 COLLINS M 3pt FG , jump shot missed			
01:02				4 BRAZILE T defensive rebound (5)
00:44	1 EDWARDS J steal (2)			44 IVISIC Z turnover lost ball (1)
00:38	1 EDWARDS J 2pt FG from turnover in the paint, layup blocked			
00:38				24 RICHMOND III B block (1)
00:37	offensive rebound (20)			
00:37	2 COLLINS M substitution out			
00:37	3 TANNER T substitution out			
00:37	5 NICKEL T substitution in			
00:37	11 HOGGARD A substitution in			
00:37	11 HOGGARD A turnover bad pass (3)			4 BRAZILE T steal (2)
00:34		35-42	-7	4 BRAZILE T 2pt FG fast break from turnover in the paint, dunk, made (4)
00:23	Timeout 30 Sec			
00:06	11 HOGGARD A 2pt FG in the paint, jump shot missed			
00:04				4 BRAZILE T defensive rebound (6)
00:02	30 MANON C foul personal (2 - 10)			4 BRAZILE T foul drawn (1)
00:02		35-43	-8	4 BRAZILE T free throw 1 - 2 made (5)
00:02				4 BRAZILE T free throw 2 - 2 missed
00:02	30 MANON C defensive rebound (3)			
00:02	30 MANON C foul drawn (3)			11 KNOX K foul personal (2 - 8)
00:02	5 NICKEL T substitution out			



Official Basketball Play by Play - First Half

Arkansas at Vanderbilt

03/04/25 Memorial Gymnasium (Vanderbilt), Nashville, Tenn.
Vanderbilt vs. Arkansas

Game Time: 9:00 PM
Game Duration: 2:10
Attendance: 8,829

Officials: Terry Oglesby, Courtney Green, Todd Austin

Game Time	Vandy	Score	Diff	Ark
00:02	11 HOGGARD A substitution out			
00:02	3 TANNER T substitution in			
00:02	24 ROBERTS J substitution in			
00:02	30 MANON C 1&1 free throw 1 made (4)	36-43	-7	
00:02				44 IVISIC Z substitution out
00:02				9 AIDOO J substitution in
00:02	30 MANON C 1&1 free throw 2 made (5)	37-43	-6	
00:02	30 MANON C substitution out			
00:02	2 COLLINS M substitution in			
END OF PERIOD				
Vandy 37-43 Ark				



Arkansas at Vanderbilt

03/04/25 Memorial Gymnasium (Vanderbilt), Nashville, Tenn.
Vanderbilt vs. Arkansas

Game Time: 9:00 PM
Game Duration: 2:10
Attendance: 8,829

Officials: Terry Oglesby, Courtney Green, Todd Austin

Arkansas - 43

NO.	Name	Min	FG			Rebounds			Fouls		TP	AS	TO	ST	Blocks		+/-
			M-A	M-A	M-A	OR	DR	TOT	PF	FD					BS	BA	
4	Trevon Brazile	F 17:21	2-2	0-0	1-2	0	6	6	1	1	5	2	0	2	1	0	4
11	Karter Knox	F 15:50	3-7	0-2	2-2	0	1	1	2	4	8	2	1	1	2	1	9
44	Zvonimir Ivisic	F 13:18	4-5	1-2	0-0	0	3	3	0	0	9	0	1	0	1	0	4
1	Johnell Davis	G 18:58	6-12	2-3	1-1	0	2	2	1	1	15	0	3	0	1	1	7
21	D.J. Wagner	G 10:28	0-1	0-1	0-0	0	1	1	2	0	0	0	0	0	0	0	-7
24	Billy Richmond III	16:34	2-5	0-2	2-3	0	1	1	0	3	6	2	4	1	1	1	11
9	Jonas Aidoo	07:31	0-1	0-0	0-0	2	3	5	2	1	0	0	1	0	0	1	2
Team						1	0	1			0		0				
Totals			17-33	3-10	6-8	3	17	20	8	10	43	6	10	4	6	4	6

Shooting By Period		
1st FG%	17-33	51.5%
3PT%	3-10	30.0%
FT%	6-8	75%
GM FG%	17-33	51.5%
3PT%	3-10	30.0%
FT%	6-8	75.0%

Dead Ball Rebounds: 1, 0

Technical Fouls::NONE

Vanderbilt - 37

NO.	Name	Min	FG			Rebounds			Fouls		TP	AS	TO	ST	Blocks		+/-
			M-A	M-A	M-A	OR	DR	TOT	PF	FD					BS	BA	
5	Tyler Nickel	F 10:57	1-1	1-1	0-0	1	1	2	2	0	3	0	1	0	0	0	-3
99	Devin McGlockton	F 14:03	4-6	1-2	0-0	2	1	3	2	0	9	1	1	1	1	0	5
1	Jason Edwards	G 12:48	0-9	0-3	2-2	0	0	0	1	1	2	0	1	2	0	4	-7
11	A.J. Hoggard	G 14:32	2-5	1-3	0-0	0	4	4	2	0	5	3	3	1	1	0	-1
30	Chris Manon	G 11:27	0-2	0-0	5-6	0	3	3	2	3	5	0	0	2	1	1	-3
2	MJ Collins	12:16	1-5	1-3	4-4	0	1	1	0	2	7	0	0	0	0	1	-6
3	Tyler Tanner	10:26	1-2	1-1	0-0	1	1	2	0	0	3	1	3	0	0	0	-3
22	Jaylen Carey	10:59	1-5	0-1	1-2	1	2	3	1	2	3	1	0	0	1	0	-9
24	JaQualon "JQ" Roberts	02:32	0-0	0-0	0-0	0	0	0	0	0	0	0	0	0	0	0	-3
Team						2	1	3			0		0				
Totals			10-35	5-14	12-14	7	14	21	10	8	37	6	9	6	4	6	-6

Shooting By Period		
1st FG%	10-35	28.6%
3PT%	5-14	35.7%
FT%	12-14	85.7%
GM FG%	10-35	28.6%
3PT%	5-14	35.7%
FT%	12-14	85.7%

Dead Ball Rebounds: 3, 0

Technical Fouls::NONE

	Ark	Vandy
Biggest lead	8 (1st 0:02)	9 (1st 8:53)
Best Scoring Run	13(1st 0:02)	7(1st 14:18)
Lead Changes	1	
Times Tied	3	
Time with Lead	02:38	15:07

Points from	Ark	Vandy
Turnovers	14	8
Paint	28	10
Second Chance	3	12
Fast Breaks	15	3
Bench	6	13

	Period by Period Scoring		
	1st	2nd	TOT
Ark	43	47	90
Vandy	37	40	77



Period 2

Quarter Starters:

Vandy	1 Edwards J	5 Nickel T	11 Hoggard A	30 Manon C	99 McGlockton D
Ark	1 Davis J	4 Brazile T	11 Knox K	21 Wagner D	44 Ivistic Z

Game Time	Vandy	Score	Diff	Ark
20:00	2 COLLINS M substitution out			
20:00	3 TANNER T substitution out			
20:00	22 CAREY J substitution out			
20:00	24 ROBERTS J substitution out			
20:00	5 NICKEL T substitution in			
20:00	11 HOGGARD A substitution in			
20:00	30 MANON C substitution in			
20:00	99 MCGLOCKTON D substitution in			
20:00				9 AIDOO J substitution out
20:00				24 RICHMOND III B substitution out
20:00				21 WAGNER D substitution in
20:00				44 IVISIC Z substitution in
19:45		37-46	-9	4 BRAZILE T 3pt FG , jump shot made (8)
19:45				21 WAGNER D assist (1)
19:19	99 MCGLOCKTON D 3pt FG , jump shot made (12)	40-46	-6	
19:19	30 MANON C assist (1)			
18:58				44 IVISIC Z 3pt FG , jump shot missed
18:56				11 KNOX K offensive rebound (2)
18:56		40-48	-8	11 KNOX K 2pt FG second chance in the paint, tip-in layup made (10)
18:39	1 EDWARDS J 2pt FG in the paint, driving layup missed			
18:36				1 DAVIS J defensive rebound (3)
18:32				21 WAGNER D 3pt FG , jump shot missed
18:30	5 NICKEL T defensive rebound (3)			
18:19	11 HOGGARD A foul drawn (1)			44 IVISIC Z foul shooting (1 - 1)
18:19	11 HOGGARD A free throw 1 - 2 made (6)	41-48	-7	
18:19	1 EDWARDS J substitution out			
18:19	3 TANNER T substitution in			
18:19	11 HOGGARD A free throw 2 - 2 made (7)	42-48	-6	
17:58		42-50	-8	21 WAGNER D 2pt FG in the paint, layup made (2)
17:44	99 MCGLOCKTON D 3pt FG , jump shot missed			
17:40				11 KNOX K defensive rebound (3)
17:28	30 MANON C foul personal (3 - 1)			1 DAVIS J foul drawn (2)
17:23				44 IVISIC Z 3pt FG , jump shot missed
17:20				4 BRAZILE T offensive rebound (7)
17:20	99 MCGLOCKTON D foul personal (3 - 2)			4 BRAZILE T foul drawn (2)
17:20	99 MCGLOCKTON D substitution out			
17:20	22 CAREY J substitution in			
17:07	3 TANNER T foul shooting (1 - 3)			21 WAGNER D foul drawn (1)
17:07		42-51	-9	21 WAGNER D free throw 1 - 2 made (3)
17:07		42-52	-10	21 WAGNER D free throw 2 - 2 made (4)
16:52	3 TANNER T 2pt FG outside the paint, floating jump shot missed			
16:50				11 KNOX K defensive rebound (4)



Official Basketball Play by Play - Second Half
Arkansas at Vanderbilt
 03/04/25 Memorial Gymnasium (Vanderbilt), Nashville, Tenn.
 Vanderbilt vs. Arkansas

Game Time: 9:00 PM
Game Duration: 2:10
Attendance: 8,829

Officials: Terry Oglesby, Courtney Green, Todd Austin

Game Time	Vandy	Score	Diff	Ark
16:40		42-55	-13	4 BRAZILE T 3pt FG , jump shot made (11)
16:40				21 WAGNER D assist (2)
16:37	Timeout 30 Sec			
16:37				Timeout media
16:22	22 CAREY J foul drawn (3)			44 IVISIC Z foul personal (2 - 2)
16:22				44 IVISIC Z substitution out
16:22				9 AIDOO J substitution in
16:16	30 MANON C 2pt FG in the paint, layup made (7)	44-55	-11	
16:16	11 HOGGARD A assist (4)			
15:57	30 MANON C steal (3)			4 BRAZILE T turnover lost ball (1)
15:57				Timeout media
15:57	3 TANNER T substitution out			
15:57	2 COLLINS M substitution in			
15:45	11 HOGGARD A 2pt FG from turnover in the paint, layup missed			
15:42	22 CAREY J offensive rebound (4)			
15:40	5 NICKEL T 3pt FG from turnover second chance, jump shot missed			
15:37				9 AIDOO J defensive rebound (6)
15:30		44-57	-13	9 AIDOO J 2pt FG in the paint, dunk, made (2)
15:30				21 WAGNER D assist (3)
15:28	30 MANON C foul shooting (4 - 4)			9 AIDOO J foul drawn (2)
15:28	30 MANON C substitution out			
15:28	99 MCGLOCKTON D substitution in			
15:28		44-58	-14	9 AIDOO J free throw 1 - 1 made (3)
15:18	5 NICKEL T 3pt FG , jump shot made (6)	47-58	-11	
15:18	11 HOGGARD A assist (5)			
14:58	99 MCGLOCKTON D foul shooting (4 - 5)			9 AIDOO J foul drawn (3)
14:56				9 AIDOO J free throw 1 - 2 missed
14:56				offensive dead ball rebound (2)
14:56	99 MCGLOCKTON D substitution out			
14:56	1 EDWARDS J substitution in			
14:56				9 AIDOO J free throw 2 - 2 missed
14:55				11 KNOX K offensive rebound (5)
14:52				1 DAVIS J 3pt FG second chance, jump shot missed
14:50				4 BRAZILE T offensive rebound (8)
14:47		47-60	-13	21 WAGNER D 2pt FG second chance outside the paint, jump shot made (6)
14:19	11 HOGGARD A foul drawn (2)			9 AIDOO J foul shooting (3 - 3)
14:19	2 COLLINS M free throw 1 - 2 missed			
14:19	offensive dead ball rebound (4)			
14:19				11 KNOX K substitution out
14:19				24 RICHMOND III B substitution in
14:19	2 COLLINS M free throw 2 - 2 missed			
14:18				4 BRAZILE T defensive rebound (9)
14:02				1 DAVIS J 2pt FG in the paint, jump shot missed
13:59	11 HOGGARD A defensive rebound (5)			
13:56	1 EDWARDS J turnover lost ball (2)			
13:56				9 AIDOO J substitution out
13:56				44 IVISIC Z substitution in
13:48	2 COLLINS M foul personal (1 - 6)			1 DAVIS J foul drawn (3)



Official Basketball Play by Play - Second Half
Arkansas at Vanderbilt
 03/04/25 Memorial Gymnasium (Vanderbilt), Nashville, Tenn.
 Vanderbilt vs. Arkansas

Game Time: 9:00 PM
Game Duration: 2:10
Attendance: 8,829

Officials: Terry Oglesby, Courtney Green, Todd Austin

Game Time	Vandy	Score	Diff	Ark
13:42				4 BRAZILE T 3pt FG from turnover, jump shot missed
13:39	22 CAREY J defensive rebound (5)			
13:15	22 CAREY J 2pt FG in the paint, layup made (5)	49-60	-11	
13:00		49-62	-13	44 IVISIC Z 2pt FG in the paint, pull up jump shot made (11)
12:34	1 EDWARDS J 2pt FG outside the paint, jump shot blocked			
12:34				44 IVISIC Z block (2)
12:30				44 IVISIC Z defensive rebound (4)
12:28		49-64	-15	24 RICHMOND III B 2pt FG fast break in the paint, alleyoop made (8)
12:28				1 DAVIS J assist (1)
12:12	22 CAREY J foul offensive (2 - 7)			44 IVISIC Z foul drawn (1)
12:12	22 CAREY J turnover offensive (1)			
12:12	1 EDWARDS J substitution out			
12:12	3 TANNER T substitution in			
12:12				4 BRAZILE T substitution out
12:12				11 KNOX K substitution in
12:04		49-66	-17	1 DAVIS J 2pt FG from turnover in the paint, driving layup made (17)
11:45	5 NICKEL T 3pt FG , jump shot made (9)	52-66	-14	
11:45	11 HOGGARD A assist (6)			
11:44	Timeout 30 Sec			
11:22				24 RICHMOND III B 2pt FG outside the paint, turnaround jump shot missed
11:20	3 TANNER T defensive rebound (3)			
11:08	22 CAREY J foul drawn (4)			44 IVISIC Z foul personal (3 - 4)
11:08				44 IVISIC Z substitution out
11:08				9 AIDOO J substitution in
10:50	22 CAREY J foul drawn (5)			9 AIDOO J foul shooting (4 - 5)
10:50	22 CAREY J free throw 1 - 2 made (6)	53-66	-13	
10:50	5 NICKEL T substitution out			
10:50	30 MANON C substitution in			
10:50				9 AIDOO J substitution out
10:50				24 RICHMOND III B substitution out
10:50				4 BRAZILE T substitution in
10:50				44 IVISIC Z substitution in
10:50	22 CAREY J free throw 2 - 2 made (7)	54-66	-12	
10:39				1 DAVIS J 3pt FG , jump shot missed
10:37				44 IVISIC Z offensive rebound (5)
10:35		54-68	-14	44 IVISIC Z 2pt FG second chance in the paint, dunk, made (13)
10:35	11 HOGGARD A foul shooting (3 - 8)			44 IVISIC Z foul drawn (2)
10:35		54-69	-15	44 IVISIC Z free throw 1 - 1 made (14)
10:18	30 MANON C turnover lost ball (1)			
10:01	30 MANON C substitution out			
10:01	24 ROBERTS J substitution in			
10:00				44 IVISIC Z 2pt FG from turnover outside the paint, jump shot missed
09:55	2 COLLINS M defensive rebound (2)			
09:53	11 HOGGARD A 3pt FG , jump shot missed			
09:51				4 BRAZILE T defensive rebound (10)
09:30	24 ROBERTS J foul shooting (1 - 9)			1 DAVIS J foul drawn (4)



Arkansas at Vanderbilt

03/04/25 Memorial Gymnasium (Vanderbilt), Nashville, Tenn.
Vanderbilt vs. Arkansas

Game Time: 9:00 PM
Game Duration: 2:10
Attendance: 8,829

Officials: Terry Oglesby, Courtney Green, Todd Austin

Game Time	Vandy	Score	Diff	Ark
09:30				1 DAVIS J free throw 1 - 2 missed
09:30				offensive dead ball rebound (3)
09:30	2 COLLINS M substitution out			
09:30	3 TANNER T substitution out			
09:30	24 ROBERTS J substitution out			
09:30	1 EDWARDS J substitution in			
09:30	5 NICKEL T substitution in			
09:30	99 MCGLOCKTON D substitution in			
09:30		54-70	-16	1 DAVIS J free throw 2 - 2 made (18)
09:18	11 HOGGARD A 2pt FG in the paint, driving layup made (9)	56-70	-14	
09:18	11 HOGGARD A foul drawn (3)			11 KNOX K foul shooting (3 - 6)
09:18	99 MCGLOCKTON D substitution out			
09:18	24 ROBERTS J substitution in			
09:18				11 KNOX K substitution out
09:18				24 RICHMOND III B substitution in
09:18	11 HOGGARD A free throw 1 - 1 made (10)	57-70	-13	
08:57				21 WAGNER D 2pt FG in the paint, layup missed
08:55	defensive rebound (28)			
08:39	5 NICKEL T 2pt FG in the paint, pull up jump shot made (11)	59-70	-11	
08:39	11 HOGGARD A assist (7)			
08:12	24 ROBERTS J foul drawn (1)			4 BRAZILE T foul offensive (2 - 7)
08:12				4 BRAZILE T turnover offensive (2)
08:12	24 ROBERTS J substitution out			
08:12	99 MCGLOCKTON D substitution in			
07:56	11 HOGGARD A turnover bad pass (4)			44 IVISIC Z steal (1)
07:48				1 DAVIS J 2pt FG from turnover in the paint, layup missed
07:43				4 BRAZILE T offensive rebound (11)
07:43		59-72	-13	4 BRAZILE T 2pt FG from turnover second chance in the paint, tip-in dunk made (13)
07:35	11 HOGGARD A foul drawn (4)			21 WAGNER D foul shooting (3 - 8)
07:35	Timeout media			
07:35				foul coach class A technical (9)
07:35	99 MCGLOCKTON D substitution out			
07:35	24 ROBERTS J substitution in			
07:35	5 NICKEL T free throw 1 - 2 made (12)	60-72	-12	
07:35	5 NICKEL T free throw 2 - 2 made (13)	61-72	-11	
07:35	11 HOGGARD A free throw 1 - 2 made (11)	62-72	-10	
07:35	11 HOGGARD A free throw 2 - 2 made (12)	63-72	-9	
07:23	5 NICKEL T steal (1)			24 RICHMOND III B turnover bad pass (5)
07:14	5 NICKEL T 3pt FG from turnover, jump shot missed			
07:09				21 WAGNER D defensive rebound (2)
06:48				44 IVISIC Z 3pt FG , jump shot missed
06:46	1 EDWARDS J defensive rebound (1)			
06:31	1 EDWARDS J 3pt FG , jump shot missed			
06:28				24 RICHMOND III B defensive rebound (2)
05:59		63-75	-12	21 WAGNER D 3pt FG , jump shot made (9)
05:59				44 IVISIC Z assist (1)
05:51	11 HOGGARD A turnover lost ball (5)			24 RICHMOND III B steal (2)
05:25	jump ball situation			



Official Basketball Play by Play - Second Half
Arkansas at Vanderbilt
 03/04/25 Memorial Gymnasium (Vanderbilt), Nashville, Tenn.
 Vanderbilt vs. Arkansas

Game Time: 9:00 PM
Game Duration: 2:10
Attendance: 8,829

Officials: Terry Oglesby, Courtney Green, Todd Austin

Game Time	Vandy	Score	Diff	Ark
05:25	5 NICKEL T steal (2)			24 RICHMOND III B turnover lost ball (6)
05:25	24 ROBERTS J substitution out			
05:25	99 MCGLOCKTON D substitution in			
05:25				24 RICHMOND III B substitution out
05:25				44 IVISIC Z substitution out
05:25				9 AIDOO J substitution in
05:25				11 KNOX K substitution in
05:11	99 MCGLOCKTON D 2pt FG from turnover in the paint, turnaround jump shot missed			
05:08				4 BRAZILE T defensive rebound (12)
04:57	99 MCGLOCKTON D foul shooting (5 - 10)			1 DAVIS J foul drawn (5)
04:57	99 MCGLOCKTON D substitution out			
04:57	30 MANON C substitution in			
04:57		63-76	-13	1 DAVIS J free throw 1 - 2 made (19)
04:57		63-77	-14	1 DAVIS J free throw 2 - 2 made (20)
04:38	30 MANON C 2pt FG in the paint, driving layup made (9)	65-77	-12	
04:14				4 BRAZILE T 3pt FG , jump shot missed
04:10				4 BRAZILE T offensive rebound (13)
03:55				11 KNOX K 3pt FG second chance, jump shot missed
03:53				9 AIDOO J offensive rebound (7)
03:53	11 HOGGARD A foul personal (4 - 11)			9 AIDOO J foul drawn (4)
03:53	Timeout media			
03:53	1 EDWARDS J substitution out			
03:53	2 COLLINS M substitution in			
03:53		65-78	-13	9 AIDOO J free throw 1 - 2 made (4)
03:53		65-79	-14	9 AIDOO J free throw 2 - 2 made (5)
03:36	22 CAREY J foul drawn (6)			11 KNOX K foul personal (4 - 10)
03:36	22 CAREY J free throw 1 - 2 missed			
03:36	offensive dead ball rebound (5)			
03:36	11 HOGGARD A substitution out			
03:36	30 MANON C substitution out			
03:36	3 TANNER T substitution in			
03:36	24 ROBERTS J substitution in			
03:36	22 CAREY J free throw 2 - 2 missed			
03:35				9 AIDOO J defensive rebound (8)
03:18		65-81	-16	21 WAGNER D 2pt FG in the paint, driving layup made (11)
02:58	5 NICKEL T 3pt FG , jump shot made (16)	68-81	-13	
02:58	3 TANNER T assist (2)			
02:57	Timeout 60 Sec			
02:57	5 NICKEL T substitution out			
02:57	11 HOGGARD A substitution in			
02:57	3 TANNER T foul personal (2 - 12)			1 DAVIS J foul drawn (6)
02:57		68-82	-14	1 DAVIS J free throw 1 - 2 made (21)
02:57	24 ROBERTS J substitution out			
02:57	5 NICKEL T substitution in			
02:57				11 KNOX K substitution out
02:57				24 RICHMOND III B substitution in
02:57				1 DAVIS J free throw 2 - 2 missed
02:56	22 CAREY J defensive rebound (6)			



Official Basketball Play by Play - Second Half

Arkansas at Vanderbilt

03/04/25 Memorial Gymnasium (Vanderbilt), Nashville, Tenn.
Vanderbilt vs. Arkansas

Game Time: 9:00 PM
Game Duration: 2:10
Attendance: 8,829

Officials: Terry Oglesby, Courtney Green, Todd Austin

Game Time	Vandy	Score	Diff	Ark
02:36	2 COLLINS M 2pt FG in the paint, turnaround jump shot blocked			
02:36				4 BRAZILE T block (2)
02:32				1 DAVIS J defensive rebound (4)
02:28				1 DAVIS J 2pt FG in the paint, driving layup missed
02:25	3 TANNER T defensive rebound (4)			
02:15	2 COLLINS M 3pt FG , jump shot made (10)	71-82	-11	
02:15	3 TANNER T assist (3)			
02:05	3 TANNER T steal (1)			24 RICHMOND III B turnover lost ball (7)
02:01	3 TANNER T 2pt FG fast break from turnover in the paint, layup made (5)	73-82	-9	
01:43				21 WAGNER D 2pt FG in the paint, layup missed
01:42				offensive rebound (41)
01:33		73-85	-12	4 BRAZILE T 3pt FG second chance, jump shot made (16)
01:33				1 DAVIS J assist (2)
01:22	11 HOGGARD A 2pt FG in the paint, driving layup made (14)	75-85	-10	
00:55		75-87	-12	9 AIDOO J 2pt FG in the paint, turnaround jump shot made (7)
00:47	3 TANNER T 2pt FG in the paint, driving layup made (7)	77-87	-10	
00:21		77-90	-13	21 WAGNER D 3pt FG , jump shot made (14)
00:12	5 NICKEL T 3pt FG , jump shot missed			
00:10				4 BRAZILE T defensive rebound (14)
END OF GAME				
Vandy 77-90 Ark				



Officials: Terry Oglesby, Courtney Green, Todd Austin

Arkansas - 47

NO.	Name	Min	FG	3P	FT	Rebounds			Fouls		TP	AS	TO	ST	Blocks		+/-
			M-A	M-A	M-A	OR	DR	TOT	PF	FD					BS	BA	
4	Trevon Brazile	F 18:38	4-6	3-5	0-0	4	4	8	1	1	11	0	2	0	1	0	9
11	Karter Knox	F 11:03	1-2	0-1	0-0	2	2	4	2	0	2	0	0	0	0	0	8
44	Zvonimir Ivisic	F 11:51	2-6	0-3	1-1	1	1	2	3	2	5	1	0	1	1	0	7
1	Johnell Davis	G 20:00	1-6	0-2	4-6	0	2	2	0	5	6	2	0	0	0	0	7
21	D.J. Wagner	G 20:00	5-8	2-3	2-2	0	1	1	1	1	14	3	0	0	0	0	7
9	Jonas Aidoo	08:09	2-2	0-0	3-5	1	2	3	2	3	7	0	0	0	0	0	0
24	Billy Richmond III	10:19	1-2	0-0	0-0	0	1	1	0	0	2	0	3	1	0	0	-3
Team						1	0	1			0		0				
Totals			16-32	5-14	10-14	9	13	22	10	12	47	6	5	2	2	0	7

Shooting By Period		
2 nd FG%	16-32	50.0%
3PT%	5-14	35.7%
FT%	10-14	71.4%
GM FG%	16-32	50.0%
3PT%	5-14	35.7%
FT%	10-14	71.4%

Dead Ball Rebounds: 2, 0

Technical Fouls: Coach 2nd 7:35

Vanderbilt - 40

NO.	Name	Min	FG	3P	FT	Rebounds			Fouls		TP	AS	TO	ST	Blocks		+/-
			M-A	M-A	M-A	OR	DR	TOT	PF	FD					BS	BA	
5	Tyler Nickel	F 18:40	4-7	3-6	2-2	0	1	1	0	0	13	0	0	2	0	0	-4
99	Devin McGlockton	F 04:29	1-3	1-2	0-0	0	0	0	3	0	3	0	0	0	0	0	-1
1	Jason Edwards	G 10:02	0-3	0-1	0-0	0	1	1	0	0	0	0	1	0	0	1	-2
11	A.J. Hoggard	G 19:21	2-4	0-1	5-5	0	1	1	2	4	9	4	2	0	0	0	-8
30	Chris Manon	G 06:42	2-2	0-0	0-0	0	0	0	2	0	4	1	1	1	0	0	-11
3	Tyler Tanner	08:40	2-3	0-0	0-0	0	2	2	2	0	4	2	0	1	0	0	-3
22	Jaylen Carey	17:20	1-1	0-0	2-4	1	2	3	1	4	4	0	1	0	0	0	-5
2	MJ Collins	10:20	1-2	1-1	0-2	0	1	1	1	0	3	0	0	0	0	1	-5
24	JaQualon "JQ" Roberts	04:26	0-0	0-0	0-0	0	0	0	1	1	0	0	0	0	0	0	4
Team						0	1	1			0		0				
Totals			13-25	5-11	9-13	1	9	10	12	9	40	7	5	4	0	2	-7

Shooting By Period		
2 nd FG%	13-25	52.0%
3PT%	5-11	45.5%
FT%	9-13	69.2%
GM FG%	13-25	52.0%
3PT%	5-11	45.5%
FT%	9-13	69.2%

Dead Ball Rebounds: 2, 0

Technical Fouls: NONE

	Ark	Vandy
Biggest lead	17 (2 nd 12:04)	0 (1 st 20:00)
Best Scoring Run	7 (2 nd 16:40)	5 (2 nd 10:50)
Lead Changes	0	
Times Tied	0	
Time with Lead	19:45	00:00

	Ark	Vandy
Points from		
Turnovers	4	2
Paint	20	16
Second Chance	16	0
Fast Breaks	2	2
Bench	9	11

	Period by Period Scoring		
	1st	2nd	TOT
Ark	43	47	90
Vandy	37	40	77

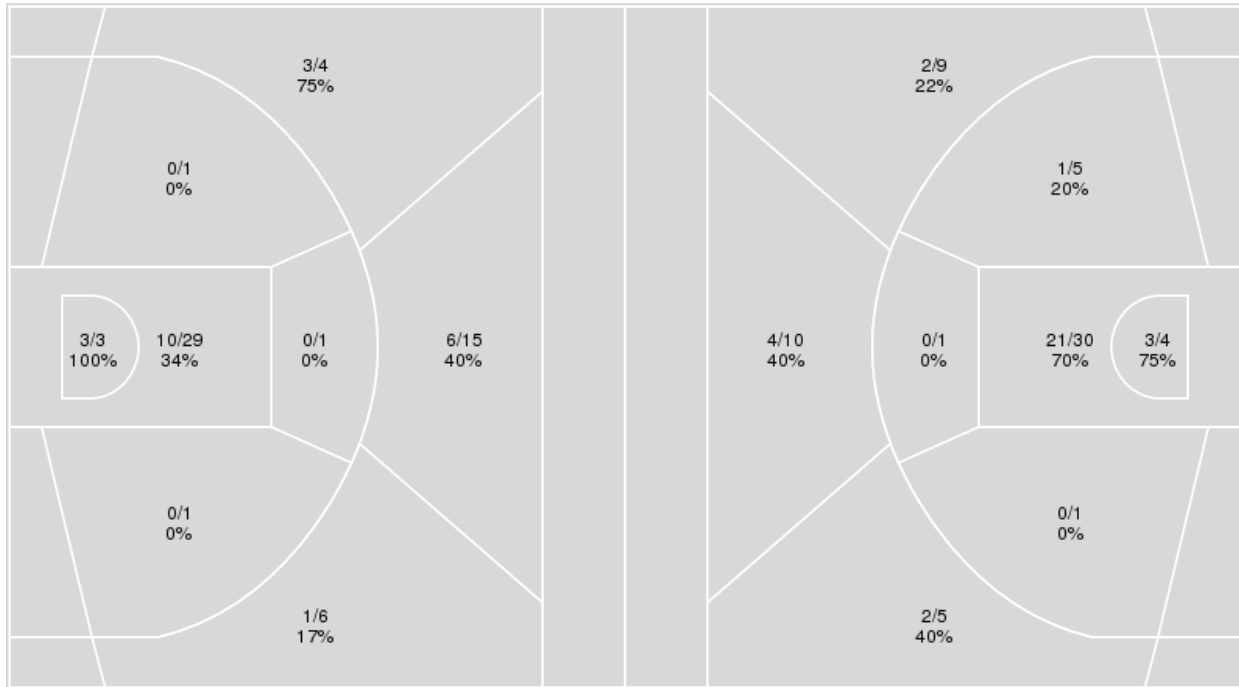


Officials: Terry Oglesby, Courtney Green, Todd Austin

{ Players => 0, 1, 2, 3, 4, 5, 7, 10, 11, 12, 15, 21, 22, 24, 25, 30, 33, 99; } FG Types
 } FG Types => All; Results => All; { Players => 0, 1, 2, 3, 4, 5, 8, 9, 11, 14, 21, 24, 25, 44, 45; } FG Types
 => All; Results => All;

Vanderbilt

Arkansas



Vanderbilt	M/A	%
Field Goals	23/60	38
2 Points	13/35	37
3 Points	10/25	40
Free Throws	21/27	78

Arkansas	M/A	%
Field Goals	33/65	51
2 Points	25/41	61
3 Points	8/24	33
Free Throws	16/22	73



Arkansas at Vanderbilt

03/04/25 Memorial Gymnasium (Vanderbilt), Nashville, Tenn.
Vanderbilt vs. Arkansas

Officials: Terry Oglesby, Courtney Green, Todd Austin

Arkansas

No	Name	Mins		Score		Points Diff		Points per Min		Assists		Rebounds		Steals		Turnovers	
		On	Off	On	Off	On	Off	On	Off	On	Off	On	Off	On	Off	On	Off
1	Johnell Davis	38:58	01:02	88 - 74	2 - 3	14	-1	2.26	1.94	12	0	42	0	6	0	15	0
4	Trevon Brazile	35:59	04:01	85 - 72	5 - 5	13	0	2.36	1.24	12	0	37	5	5	1	13	2
9	Jonas Aidoo	15:40	24:20	33 - 31	57 - 46	2	11	2.11	2.34	5	7	22	20	1	5	7	8
11	Karter Knox	26:53	13:07	67 - 50	23 - 27	17	-4	2.49	1.75	7	5	28	14	4	2	8	7
21	D.J. Wagner	30:28	09:32	63 - 63	27 - 14	0	13	2.07	2.83	9	3	33	9	4	2	10	5
24	Billy Richmond III	26:53	13:07	57 - 49	33 - 28	8	5	2.12	2.52	8	4	26	16	5	1	13	2
44	Zvonimir Ivisic	25:09	14:51	57 - 46	33 - 31	11	2	2.27	2.22	7	5	22	20	5	1	9	6

Vanderbilt

No	Name	Mins		Score		Points Diff		Points per Min		Assists		Rebounds		Steals		Turnovers	
		On	Off	On	Off	On	Off	On	Off	On	Off	On	Off	On	Off	On	Off
1	Jason Edwards	22:50	17:10	34 - 43	43 - 47	-9	-4	1.49	2.50	5	8	19	12	6	4	11	3
2	MJ Collins	22:36	17:24	43 - 54	34 - 36	-11	-2	1.90	1.95	7	6	21	10	5	5	8	6
3	Tyler Tanner	19:06	20:54	41 - 47	36 - 43	-6	-7	2.15	1.72	6	7	15	16	4	6	7	7
5	Tyler Nickel	29:37	10:23	58 - 65	19 - 25	-7	-6	1.96	1.83	11	2	19	12	6	4	10	4
11	A.J. Hoggard	33:53	06:07	68 - 77	9 - 13	-9	-4	2.01	1.47	12	1	25	6	9	1	10	4
22	Jaylen Carey	28:19	11:41	49 - 63	28 - 27	-14	1	1.73	2.40	7	6	22	9	7	3	11	3
24	JaQualon "JQ" Roberts	06:58	33:02	15 - 14	62 - 76	1	-14	2.16	1.88	3	10	5	26	3	7	1	13
30	Chris Manon	18:09	21:51	33 - 47	44 - 43	-14	1	1.82	2.01	6	7	13	18	5	5	6	8
99	Devin McGlockton	18:32	21:28	44 - 40	33 - 50	4	-17	2.37	1.54	8	5	16	15	5	5	6	8

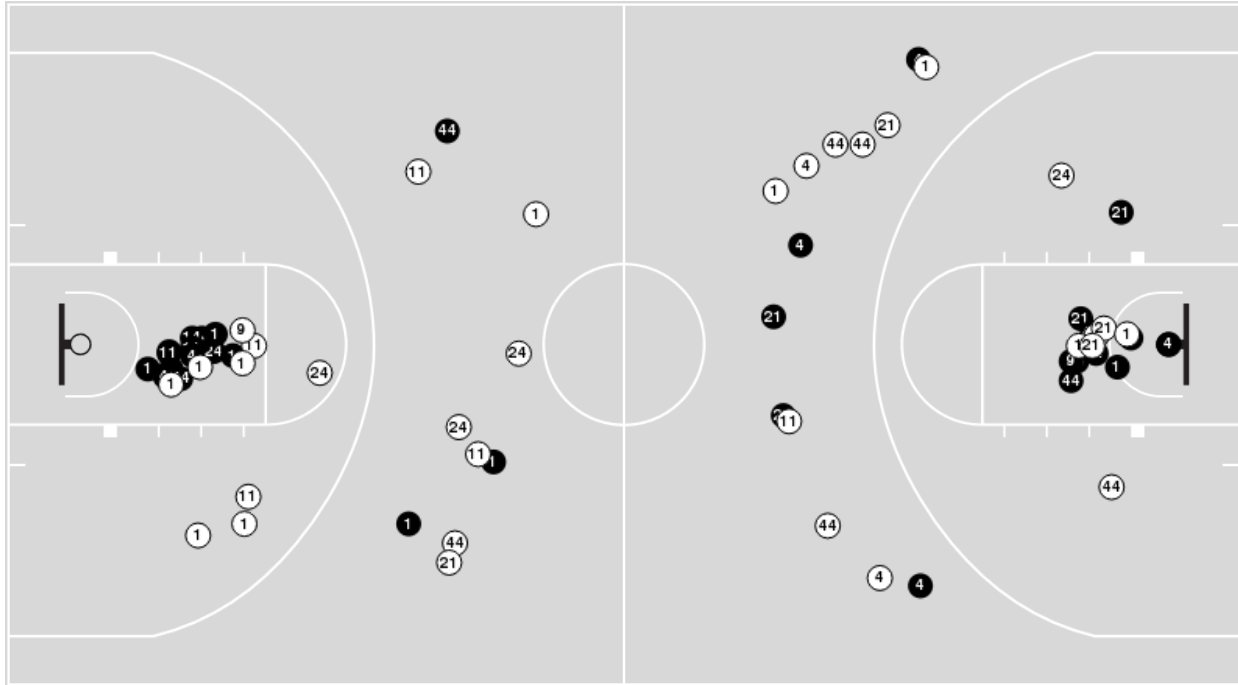


Officials: Terry Oglesby, Courtney Green, Todd Austin

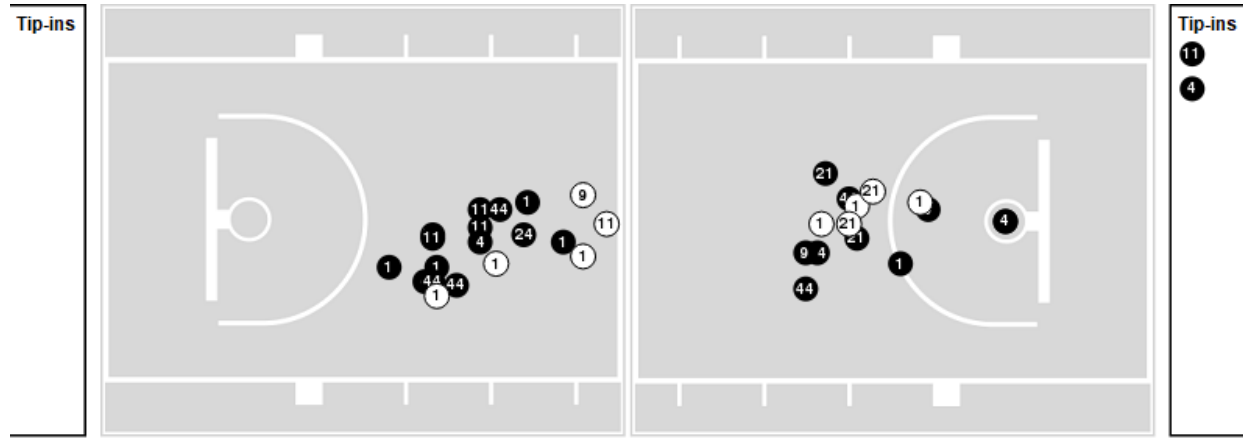
Players => 0, 1, 2, 3, 4, 5, 8, 9, 11, 14, 21, 24, 25, 44, 45FG Types=>AllResults=>All

Arkansas

All Field Goals



Blow Up Chart



● Made ○ Missed N - Player Number

Arkansas	M/A	%
Field Goals	33/65	51
2 Points	25/41	61
3 Points	8/24	33
Free Throws	16/22	73

Arkansas	M/A	%
Points in the Paint	48 (24 / 34)	71
Fast Break Points	17 (9/10)	90
Second Chance Points	19 (11/15)	73
Effective FG%	57	

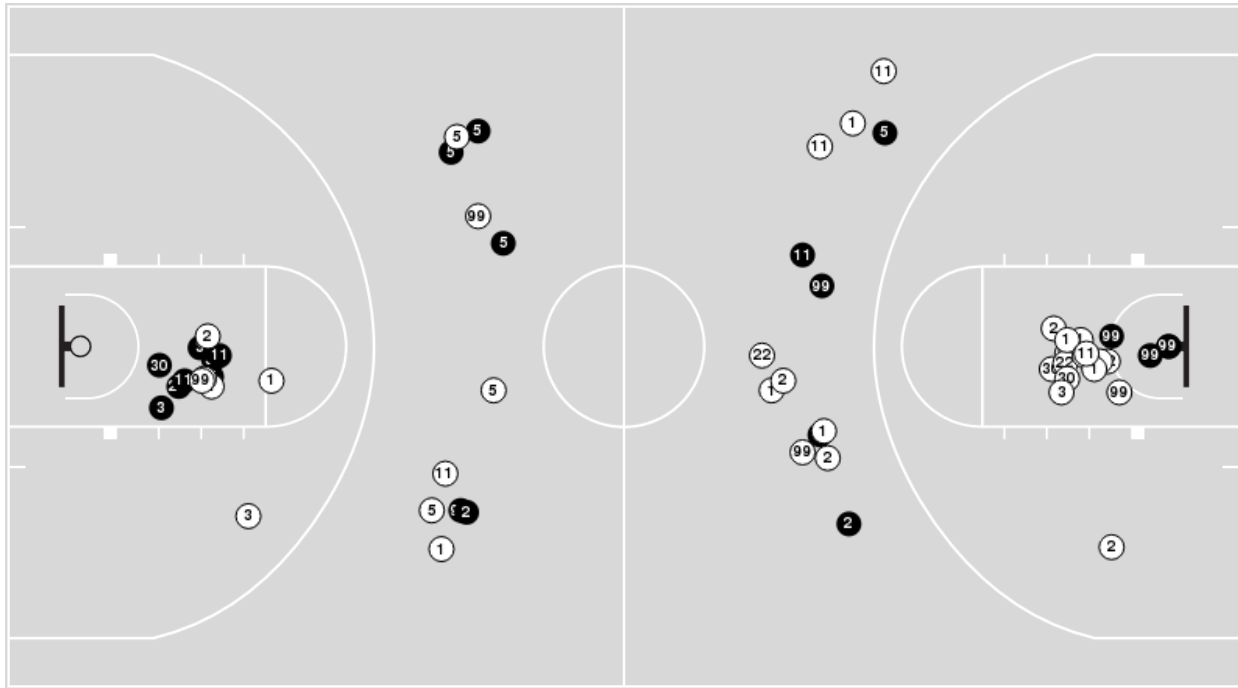


Officials: Terry Oglesby, Courtney Green, Todd Austin

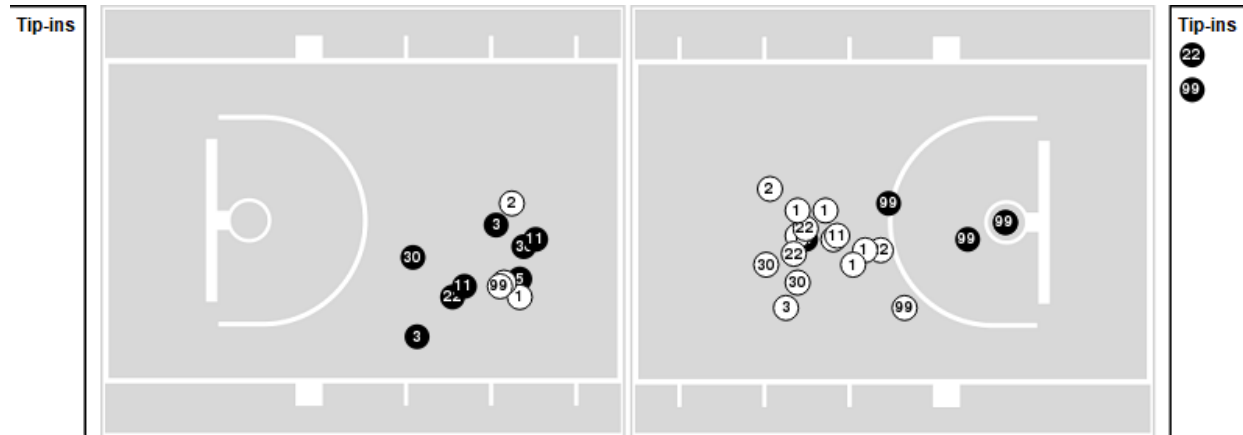
Players => 0, 1, 2, 3, 4, 5, 7, 10, 11, 12, 15, 21, 22, 24, 25, 30, 33, 99FG Types=>AllResults=>All

Vanderbilt

All Field Goals



Blow Up Chart



● Made ○ Missed N - Player Number

Vanderbilt	M/A	%
Field Goals	23/60	38
2 Points	13/35	37
3 Points	10/25	40
Free Throws	21/27	78

Vanderbilt	M/A	%
Points in the Paint	26 (13 / 32)	41
Fast Break Points	5 (4/5)	80
Second Chance Points	12 (5/8)	62
Effective FG%	47	



Arkansas at Vanderbilt

03/04/25 Memorial Gymnasium (Vanderbilt), Nashville, Tenn.
Vanderbilt vs. Arkansas

Game Time: 9:00 PM
Game Duration: 2:10
Attendance: 8,829

Officials: Terry Oglesby, Courtney Green, Todd Austin

Arkansas

Lineup	Quarter On	Time On	Quarter Off	Time Off	Time on Court	Score	Score Diff	Reb	Stl	Tov	Ass	PPP
1- Davis J/ 4- Brazile T/ 11- Knox K/ 21- Wagner D/ 44- Ivisic Z/	1	20:00	1	16:53	03:07	5-8	-3	2	1	1	1	0.8333
1- Davis J/ 4- Brazile T/ 21- Wagner D/ 24- Richmond III B/ 44- Ivisic Z/	1	16:53	1	16:08	00:45	0-3	-3	1	0	1	0	0.0000
1- Davis J/ 4- Brazile T/ 9- Aidoo J/ 21- Wagner D/ 24- Richmond III B/	1	16:08	1	14:18	01:50	5-6	-1	0	0	0	2	1.2500
1- Davis J/ 9- Aidoo J/ 11- Knox K/ 21- Wagner D/ 24- Richmond III B/	1	14:18	1	12:28	01:50	2-1	1	3	1	1	0	0.4505
1- Davis J/ 11- Knox K/ 21- Wagner D/ 24- Richmond III B/ 44- Ivisic Z/	1	12:28	1	12:28	00:00	1-0	1	0	0	0	0	2.2727
1- Davis J/ 4- Brazile T/ 11- Knox K/ 24- Richmond III B/ 44- Ivisic Z/	1	12:28	1	10:14	02:14	5-5	0	1	0	1	1	1.2500
4- Brazile T/ 11- Knox K/ 21- Wagner D/ 24- Richmond III B/ 44- Ivisic Z/	1	10:14	1	09:12	01:02	2-3	-1	0	0	0	0	2.0000
1- Davis J/ 4- Brazile T/ 9- Aidoo J/ 11- Knox K/ 21- Wagner D/	1	09:12	1	08:53	00:19	0-2	-2	0	0	0	0	0.0000
1- Davis J/ 4- Brazile T/ 9- Aidoo J/ 11- Knox K/ 24- Richmond III B/	1	08:53	1	07:48	01:05	5-1	4	1	0	1	1	1.4535
1- Davis J/ 4- Brazile T/ 9- Aidoo J/ 21- Wagner D/ 24- Richmond III B/	1	07:48	1	06:13	01:35	1-0	1	5	0	2	0	0.2907
1- Davis J/ 4- Brazile T/ 9- Aidoo J/ 11- Knox K/ 24- Richmond III B/	1	06:13	1	06:13	00:00	0-0	0	0	0	0	0	0.0000
1- Davis J/ 9- Aidoo J/ 11- Knox K/ 24- Richmond III B/ 44- Ivisic Z/	1	06:13	1	05:24	00:49	0-0	0	2	0	1	0	0.0000
1- Davis J/ 4- Brazile T/ 11- Knox K/ 24- Richmond III B/ 44- Ivisic Z/	1	05:24	1	00:02	05:21	17-7	10	5	2	2	1	1.3323
1- Davis J/ 4- Brazile T/ 9- Aidoo J/ 11- Knox K/ 24- Richmond III B/	1	00:02	2	20:00	00:02	0-1	-1	0	0	0	0	0.0000
1- Davis J/ 4- Brazile T/ 11- Knox K/ 21- Wagner D/ 44- Ivisic Z/	2	20:00	2	16:22	03:38	12-5	7	5	0	0	2	2.0408
1- Davis J/ 4- Brazile T/ 9- Aidoo J/ 11- Knox K/ 21- Wagner D/	2	16:22	2	14:19	02:03	5-5	0	3	0	1	1	1.5060
1- Davis J/ 4- Brazile T/ 9- Aidoo J/ 21- Wagner D/ 24- Richmond III B/	2	14:19	2	13:56	00:23	0-0	0	1	0	0	0	0.0000
1- Davis J/ 4- Brazile T/ 21- Wagner D/ 24- Richmond III B/ 44- Ivisic Z/	2	13:56	2	12:12	01:44	4-2	2	1	0	0	1	1.3333
1- Davis J/ 11- Knox K/ 21- Wagner D/ 24- Richmond III B/ 44- Ivisic Z/	2	12:12	2	11:08	01:04	2-3	-1	0	0	0	0	1.0000
1- Davis J/ 9- Aidoo J/ 11- Knox K/ 21- Wagner D/ 24- Richmond III B/	2	11:08	2	10:50	00:18	0-1	-1	0	0	0	0	0.0000
1- Davis J/ 4- Brazile T/ 11- Knox K/ 21- Wagner D/ 44- Ivisic Z/	2	10:50	2	09:18	01:32	4-3	1	2	0	0	0	1.2048
1- Davis J/ 4- Brazile T/ 21- Wagner D/ 24- Richmond III B/ 44- Ivisic Z/	2	09:18	2	05:25	03:53	5-7	-2	3	2	3	1	0.7143
1- Davis J/ 4- Brazile T/ 9- Aidoo J/ 11- Knox K/ 21- Wagner D/	2	05:25	2	02:57	02:28	7-5	2	4	0	0	0	2.1875
1- Davis J/ 4- Brazile T/ 9- Aidoo J/ 21- Wagner D/ 24- Richmond III B/	2	02:57	2	00:00	02:57	8-9	-1	3	0	1	1	1.4706



Arkansas at Vanderbilt

03/04/25 Memorial Gymnasium (Vanderbilt), Nashville, Tenn.
Vanderbilt vs. Arkansas

Game Time: 9:00 PM
Game Duration: 2:10
Attendance: 8,829

Officials: Terry Oglesby, Courtney Green, Todd Austin

Vanderbilt

Lineup	Quarter On	Time On	Quarter Off	Time Off	Time on Court	Score	Score Diff	Reb	Stl	Tov	Ass	PPP
1- Edwards J/ 5- Nickel T/ 11- Hoggard A/ 30- Manon C/ 99- McGlockton D/	1	20:00	1	16:53	03:07	8-5	3	4	1	1	2	1.3333
2- Collins M/ 3- Tanner T/ 5- Nickel T/ 11- Hoggard A/ 99- McGlockton D/	1	16:53	1	16:08	00:45	3-0	3	0	0	0	0	3.0000
2- Collins M/ 3- Tanner T/ 11- Hoggard A/ 22- Carey J/ 99- McGlockton D/	1	16:08	1	14:18	01:50	6-5	1	3	0	1	1	1.7442
1- Edwards J/ 2- Collins M/ 3- Tanner T/ 5- Nickel T/ 22- Carey J/	1	14:18	1	12:28	01:50	1-2	-1	2	0	1	0	0.2252
2- Collins M/ 5- Nickel T/ 11- Hoggard A/ 24- Roberts J/ 30- Manon C/	1	12:28	1	11:41	00:47	0-4	-4	0	0	0	0	0.0000
2- Collins M/ 5- Nickel T/ 11- Hoggard A/ 30- Manon C/ 99- McGlockton D/	1	11:41	1	10:14	01:27	5-2	3	2	1	0	1	1.2887
1- Edwards J/ 5- Nickel T/ 11- Hoggard A/ 30- Manon C/ 99- McGlockton D/	1	10:14	1	09:57	00:17	2-0	2	0	0	0	1	2.0000
1- Edwards J/ 11- Hoggard A/ 22- Carey J/ 30- Manon C/ 99- McGlockton D/	1	09:57	1	09:12	00:45	1-2	-1	0	0	0	0	2.2727
1- Edwards J/ 3- Tanner T/ 22- Carey J/ 30- Manon C/ 99- McGlockton D/	1	09:12	1	08:00	01:12	3-3	0	1	0	1	0	0.9036
1- Edwards J/ 11- Hoggard A/ 22- Carey J/ 30- Manon C/ 99- McGlockton D/	1	08:00	1	07:26	00:34	0-3	-3	0	0	0	0	0.0000
1- Edwards J/ 5- Nickel T/ 11- Hoggard A/ 22- Carey J/ 30- Manon C/	1	07:26	1	06:52	00:34	0-0	0	0	0	1	0	0.0000
1- Edwards J/ 11- Hoggard A/ 22- Carey J/ 30- Manon C/ 99- McGlockton D/	1	06:52	1	06:12	00:40	0-0	0	1	1	0	0	0.0000
1- Edwards J/ 2- Collins M/ 11- Hoggard A/ 22- Carey J/ 99- McGlockton D/	1	06:12	1	05:24	00:48	0-0	0	2	1	0	0	0.0000
2- Collins M/ 3- Tanner T/ 11- Hoggard A/ 22- Carey J/ 99- McGlockton D/	1	05:24	1	05:24	00:00	1-0	1	0	0	0	0	2.2727
2- Collins M/ 3- Tanner T/ 11- Hoggard A/ 24- Roberts J/ 99- McGlockton D/	1	05:24	1	03:42	01:42	3-4	-1	2	1	0	1	1.5000
2- Collins M/ 3- Tanner T/ 11- Hoggard A/ 30- Manon C/ 99- McGlockton D/	1	03:42	1	03:01	00:41	2-4	-2	0	0	1	0	1.0638
1- Edwards J/ 2- Collins M/ 3- Tanner T/ 5- Nickel T/ 99- McGlockton D/	1	03:01	1	02:46	00:15	0-1	-1	0	0	1	0	0.0000
1- Edwards J/ 2- Collins M/ 3- Tanner T/ 5- Nickel T/ 22- Carey J/	1	02:46	1	01:26	01:20	0-5	-5	1	0	1	0	0.0000
1- Edwards J/ 2- Collins M/ 3- Tanner T/ 22- Carey J/ 30- Manon C/	1	01:26	1	00:37	00:48	0-0	0	2	1	0	0	0.0000
1- Edwards J/ 5- Nickel T/ 11- Hoggard A/ 22- Carey J/ 30- Manon C/	1	00:37	1	00:02	00:35	0-3	-3	1	0	1	0	0.0000
1- Edwards J/ 3- Tanner T/ 22- Carey J/ 24- Roberts J/ 30- Manon C/	1	00:02	1	00:02	00:00	2-0	2	0	0	0	0	2.2727
1- Edwards J/ 2- Collins M/ 3- Tanner T/ 22- Carey J/ 24- Roberts J/	1	00:02	2	20:00	00:02	0-0	0	0	0	0	0	0.0000
1- Edwards J/ 5- Nickel T/ 11- Hoggard A/ 30- Manon C/ 99- McGlockton D/	2	20:00	2	18:19	01:41	4-5	-1	1	0	0	1	1.6393
3- Tanner T/ 5- Nickel T/ 11- Hoggard A/ 30- Manon C/ 99- McGlockton D/	2	18:19	2	17:20	00:59	1-2	-1	0	0	0	0	0.6944
3- Tanner T/ 5- Nickel T/ 11- Hoggard A/ 22- Carey J/ 30- Manon C/	2	17:20	2	15:57	01:23	2-5	-3	0	1	0	1	1.0000
2- Collins M/ 5- Nickel T/ 11- Hoggard A/ 22- Carey J/ 30- Manon C/	2	15:57	2	15:28	00:29	0-2	-2	1	0	0	0	0.0000
2- Collins M/ 5- Nickel T/ 11- Hoggard A/ 22- Carey J/ 99- McGlockton D/	2	15:28	2	14:56	00:32	3-1	2	0	0	0	1	3.0000
1- Edwards J/ 2- Collins M/ 5- Nickel T/ 11- Hoggard A/ 22- Carey J/	2	14:56	2	12:12	02:44	2-6	-4	2	0	2	0	0.4098
2- Collins M/ 3- Tanner T/ 5- Nickel T/ 11- Hoggard A/ 22- Carey J/	2	12:12	2	10:50	01:22	4-2	2	1	0	0	1	2.7778
2- Collins M/ 3- Tanner T/ 11- Hoggard A/ 22- Carey J/ 30- Manon C/	2	10:50	2	10:01	00:49	1-3	-2	0	0	1	0	0.6944
2- Collins M/ 3- Tanner T/ 11- Hoggard A/ 22- Carey J/ 24- Roberts J/	2	10:01	2	09:30	00:31	0-0	0	1	0	0	0	0.0000
1- Edwards J/ 5- Nickel T/ 11- Hoggard A/ 22- Carey J/ 99- McGlockton D/	2	09:30	2	09:18	00:12	2-1	1	0	0	0	0	2.0000
1- Edwards J/ 5- Nickel T/ 11- Hoggard A/ 22- Carey J/ 24- Roberts J/	2	09:18	2	08:12	01:06	3-0	3	1	0	0	1	2.0833
1- Edwards J/ 5- Nickel T/ 11- Hoggard A/ 22- Carey J/ 99- McGlockton D/	2	08:12	2	07:35	00:37	0-2	-2	0	0	1	0	0.0000
1- Edwards J/ 5- Nickel T/ 11- Hoggard A/ 22- Carey J/ 24- Roberts J/	2	07:35	2	05:25	02:10	4-3	1	1	2	1	0	0.8403
1- Edwards J/ 5- Nickel T/ 11- Hoggard A/ 22- Carey J/ 99- McGlockton D/	2	05:25	2	04:57	00:28	0-0	0	0	0	0	0	0.0000
1- Edwards J/ 5- Nickel T/ 11- Hoggard A/ 22- Carey J/ 30- Manon C/	2	04:57	2	03:53	01:04	2-2	0	0	0	0	0	2.0000
2- Collins M/ 5- Nickel T/ 11- Hoggard A/ 22- Carey J/ 30- Manon C/	2	03:53	2	03:36	00:17	0-2	-2	0	0	0	0	0.0000
2- Collins M/ 3- Tanner T/ 5- Nickel T/ 22- Carey J/ 24- Roberts J/	2	03:36	2	02:57	00:39	3-2	1	0	0	0	1	2.0833
2- Collins M/ 3- Tanner T/ 11- Hoggard A/ 22- Carey J/ 24- Roberts J/	2	02:57	2	02:57	00:00	0-1	-1	0	0	0	0	0.0000
2- Collins M/ 3- Tanner T/ 5- Nickel T/ 11- Hoggard A/ 22- Carey J/	2	02:57	2	00:00	02:57	9-8	1	2	1	0	1	1.5000



Arkansas at Vanderbilt

03/04/25 Memorial Gymnasium (Vanderbilt), Nashville, Tenn.
Vanderbilt vs. Arkansas

Game Time: 9:00 PM
Game Duration: 2:10
Attendance: 8,829

Officials: Terry Oglesby, Courtney Green, Todd Austin

Arkansas

Lineup	Time	Score	Score Diff	Pts/Min	Reb	Stl	Tov	Ass	PPP
1- Davis J/ 4- Brazile T/ 11- Knox K/ 21- Wagner D/ 44- Ivisic Z/	08:17	21-16	5	2.5352	9	1	1	3	1.3816
1- Davis J/ 4- Brazile T/ 11- Knox K/ 24- Richmond III B/ 44- Ivisic Z/	07:35	22-12	10	2.8986	6	2	3	2	1.3126
1- Davis J/ 4- Brazile T/ 9- Aidoo J/ 21- Wagner D/ 24- Richmond III B/	06:45	14-15	-1	2.0741	9	0	3	3	1.0086
1- Davis J/ 4- Brazile T/ 21- Wagner D/ 24- Richmond III B/ 44- Ivisic Z/	06:22	9-12	-3	1.4136	5	2	4	2	0.8182
1- Davis J/ 4- Brazile T/ 9- Aidoo J/ 11- Knox K/ 21- Wagner D/	04:50	12-12	0	2.4828	7	0	1	1	1.5957
1- Davis J/ 9- Aidoo J/ 11- Knox K/ 21- Wagner D/ 24- Richmond III B/	02:08	2-2	0	0.9375	3	1	1	0	0.4505
1- Davis J/ 4- Brazile T/ 9- Aidoo J/ 11- Knox K/ 24- Richmond III B/	01:07	5-2	3	4.4379	1	0	1	1	1.4535
1- Davis J/ 11- Knox K/ 21- Wagner D/ 24- Richmond III B/ 44- Ivisic Z/	01:04	3-3	0	2.8125	0	0	0	0	1.2295
4- Brazile T/ 11- Knox K/ 21- Wagner D/ 24- Richmond III B/ 44- Ivisic Z/	01:02	2-3	-1	1.9355	0	0	0	0	2.0000
1- Davis J/ 9- Aidoo J/ 11- Knox K/ 24- Richmond III B/ 44- Ivisic Z/	00:49	0-0	0	0.0000	2	0	1	0	0.0000



Arkansas at Vanderbilt

03/04/25 Memorial Gymnasium (Vanderbilt), Nashville, Tenn.
Vanderbilt vs. Arkansas

Game Time: 9:00 PM
Game Duration: 2:10
Attendance: 8,829

Officials: Terry Oglesby, Courtney Green, Todd Austin

Vanderbilt

Lineup	Time	Score	Score Diff	Pts/Min	Reb	Stl	Tov	Ass	PPP
1- Edwards J/ 5- Nickel T/ 11- Hoggard A/ 30- Manon C/ 99- McGlockton D/	05:05	14-10	4	2.7541	5	1	1	4	1.4831
2- Collins M/ 3- Tanner T/ 5- Nickel T/ 11- Hoggard A/ 22- Carey J/	04:19	13-10	3	3.0116	3	1	0	2	1.7473
1- Edwards J/ 5- Nickel T/ 11- Hoggard A/ 22- Carey J/ 24- Roberts J/	03:16	7-3	4	2.1429	2	2	1	1	1.1290
1- Edwards J/ 2- Collins M/ 3- Tanner T/ 5- Nickel T/ 22- Carey J/	03:10	1-7	-6	0.3158	3	0	2	0	0.1344
1- Edwards J/ 2- Collins M/ 5- Nickel T/ 11- Hoggard A/ 22- Carey J/	02:44	2-6	-4	0.7317	2	0	2	0	0.4098
1- Edwards J/ 5- Nickel T/ 11- Hoggard A/ 22- Carey J/ 30- Manon C/	02:13	2-5	-3	0.9002	1	0	2	0	0.5000
1- Edwards J/ 11- Hoggard A/ 22- Carey J/ 30- Manon C/ 99- McGlockton D/	01:59	1-5	-4	0.5042	1	1	0	0	0.2907
2- Collins M/ 3- Tanner T/ 11- Hoggard A/ 22- Carey J/ 99- McGlockton D/	01:50	7-5	2	3.8182	3	0	1	1	1.8041
2- Collins M/ 3- Tanner T/ 11- Hoggard A/ 24- Roberts J/ 99- McGlockton D/	01:42	3-4	-1	1.7647	2	1	0	1	1.5000
2- Collins M/ 5- Nickel T/ 11- Hoggard A/ 30- Manon C/ 99- McGlockton D/	01:27	5-2	3	3.4483	2	1	0	1	1.2887
3- Tanner T/ 5- Nickel T/ 11- Hoggard A/ 22- Carey J/ 30- Manon C/	01:23	2-5	-3	1.4458	0	1	0	1	1.0000
1- Edwards J/ 5- Nickel T/ 11- Hoggard A/ 22- Carey J/ 99- McGlockton D/	01:17	2-3	-1	1.5584	0	0	1	0	0.6667
1- Edwards J/ 3- Tanner T/ 22- Carey J/ 30- Manon C/ 99- McGlockton D/	01:12	3-3	0	2.5000	1	0	1	0	0.9036
3- Tanner T/ 5- Nickel T/ 11- Hoggard A/ 30- Manon C/ 99- McGlockton D/	00:59	1-2	-1	1.0169	0	0	0	0	0.6944
2- Collins M/ 3- Tanner T/ 11- Hoggard A/ 22- Carey J/ 30- Manon C/	00:49	1-3	-2	1.2245	0	0	1	0	0.6944
1- Edwards J/ 2- Collins M/ 3- Tanner T/ 22- Carey J/ 30- Manon C/	00:48	0-0	0	0.0000	2	1	0	0	0.0000
1- Edwards J/ 2- Collins M/ 11- Hoggard A/ 22- Carey J/ 99- McGlockton D/	00:48	0-0	0	0.0000	2	1	0	0	0.0000
2- Collins M/ 5- Nickel T/ 11- Hoggard A/ 24- Roberts J/ 30- Manon C/	00:47	0-4	-4	0.0000	0	0	0	0	0.0000
2- Collins M/ 5- Nickel T/ 11- Hoggard A/ 22- Carey J/ 30- Manon C/	00:46	0-4	-4	0.0000	1	0	0	0	0.0000
2- Collins M/ 3- Tanner T/ 5- Nickel T/ 11- Hoggard A/ 99- McGlockton D/	00:45	3-0	3	4.0000	0	0	0	0	3.0000
2- Collins M/ 3- Tanner T/ 11- Hoggard A/ 30- Manon C/ 99- McGlockton D/	00:41	2-4	-2	2.9268	0	0	1	0	1.0638
2- Collins M/ 3- Tanner T/ 5- Nickel T/ 22- Carey J/ 24- Roberts J/	00:39	3-2	1	4.6154	0	0	0	1	2.0833
2- Collins M/ 5- Nickel T/ 11- Hoggard A/ 22- Carey J/ 99- McGlockton D/	00:32	3-1	2	5.6250	0	0	0	1	3.0000
2- Collins M/ 3- Tanner T/ 11- Hoggard A/ 22- Carey J/ 24- Roberts J/	00:31	0-1	-1	0.0000	1	0	0	0	0.0000
1- Edwards J/ 2- Collins M/ 3- Tanner T/ 5- Nickel T/ 99- McGlockton D/	00:15	0-1	-1	0.0000	0	0	1	0	0.0000
1- Edwards J/ 2- Collins M/ 3- Tanner T/ 22- Carey J/ 24- Roberts J/	00:02	0-0	0	0.0000	0	0	0	0	0.0000
1- Edwards J/ 3- Tanner T/ 22- Carey J/ 24- Roberts J/ 30- Manon C/	00:00	2-0	2	∞	0	0	0	0	2.2727