

TEXAS TECH BASKETBALL NOTES

21ST NCAA TOURNAMENT APPEARANCE

1954 • 1956 • 1961 • 1962 • 1973 • 1976 • 1985 • 1986 • 1993 • 1996 • 2002 • 2004 • 2005 • 2007 • 2016 • 2018 • 2019 • 2021 • 2022 • 2024 • 2025



2019 NCAA NATIONAL RUNNER-UP

Big 12 Champions: 2019

NCAA Final Four: 2019

NCAA Elite Eight: 2018, 2019

NCAA Sweet 16: 1976, 1996, 2005, 2018, 2019, 2022, 2025



TEXASTECH.COM



ARKANSASRAZORBACKS.COM

GAME 36

NO. 3 TEXAS TECH (27-8, 15-5) VS. NO. 10 ARKANSAS (22-13, 8-10)

THURSDAY, MARCH 27, 2025 • SAN FRANCISCO, CALIFORNIA • CHASE CENTER

TIPOFF: 7:09 P.M. (PT) | TV: TBS OR TRUTV | ONLINE: TEXASTECH.COM | SOCIAL MEDIA: @TEXASTECHMBB

2024-25 Overall: 27-8 • Big 12: 15-5 • Home: 15-3 • Road: 8-2 • Neutral Court: 4-3 • Non-Conference: 9-2 • Versus AP Top 25: 1-4 • Streak: W2



"Our saying 'Toughest Team Wins' means a lot to us. We're going to win because we are competitive in everything we do. We believe in each other and are going to give our hearts to each other. In the toughest of times, I always believe we are going to win." - Grant McCasland #TTW

TOP STORYLINES FOR THE TEXAS TECH RED RAIDERS

- 100th season of Texas Tech Basketball - First game played on January 25, 1925 (1,554-1,183 all-time record)
- Tech is making its 21st NCAA Tournament appearance and is 21-21 all-time... Tech has advanced to the Sweet 16 seven times
- Tech and Arkansas are 40-40 in all-time series... Last met in 2021 NCAA Second Round... Arkansas won 68-66 in Indianapolis
- Tech leads Big 12 with 1.70 assist-to-turnover ratio (6th nationally)... Matched program/Big 12 record with 2 turnovers at ASU
- Tech is 2nd in the Big 12 by scoring 80.9 ppg, shooting 37.4% on 3s and making 10.3 3-pointers per game
- Matched program record with 16 3-pointers against Colorado and at Oklahoma State - 3 times this season, 6th time with 16 3s in program history; Tech has made 10 or more 3-pointers in program record 21 games this season... 5 with 15-plus after going 15-for-34 in win over Baylor in Big 12 quarterfinals - The 15 3s set new program record at Big 12 Tournament
- Toppin: Big 12 Player of Year, Newcomer of Year, 1st Team, All-Newcomer; Williams (1st Team), McMillian (2nd Team)
- Toppin is 3rd in Big 12 with 18.1 points, 9.3 rebounds... 2nd with 17 double-doubles after 25 points, 12 rebounds vs. Drake
- Hawkins leads Big 12 (12th nationally) with 6.5 assists and 5th nationally with 3.40 assist-to-turnover ratio
- Tech went 15-5 in Big 12 play - Program bests were with 2019 (14-4 overall) and 2022 (12-6 overall) in 18-game schedule
- Rankings: AP Top 25 (9), USA TODAY Coaches Poll (9), NET (7), Kenpom (7); Five straight weeks in AP Top 10 to finish season
- Picked 7th in the Big 12 Preseason Poll after finishing tied for 3rd with an 11-7 conference record last season
- Top scorers: Toppin (18.1), Williams (14.7), McMillian (14.2), Anderson (10.5), Hawkins (9.4), Overton (7.8), Walton (6.2)

HC GRANT MCCASLAND | 2ND SEASON AT TEXAS TECH - 11TH SEASON AS NCAA HEAD COACH | IRVING, TEXAS | BAYLOR (1999)

50-19 at TTU • 261-108 Overall in NCAA • 205-96 in Division I • Led Midland College to 2007 NJCAA National Championship • Led UNT to 2023 NIT Championship

O CHANCE MCMILLIAN | G | 6-3 | 185 | 5TH-YEAR SENIOR | VALLEJO, CALIFORNIA (2ND SEASON AT TECH; PLAYED 3 AT GRAND CANYON)

All-Big 12 Second Team... Leads Big 12 with 43.4 percentage from 3-point range (69-159), averages 14.2 ppg. and 2.30 3s per game... Matched season-high with 23 points at Houston, followed with 19 (5 3s) against Baylor... Had 3 straight games scoring 20+ after 20 points on 8-for-9 shooting against ORU... Also scored 23 points against Texas A&M... Has recorded 1,453 points, 243 made 3s (41.0%) in team-high 153 games played... Last year, scored career-high 27 points at OU and led Tech with 24 points at Butler on 8-for-10 shooting on 3s... Scored in double figures in 72 career games - 24 this season

1 KEVIN OVERTON | G | 6-5 | 185 | SOPHOMORE | OKLAHOMA CITY, OKLAHOMA (PLAYED FRESHMAN SEASON AT DRAKE)

Matched season-high with 20 points (4-7 on 3s) against Arizona in Big 12 semis, averaging 7.8 ppg., 3.6 rebounds... Scored 17 points against Texas A&M... Big 12-best 14 points with three 3s at Cincy... Averaged 11.3 points with 35 starts as a freshman at Drake... Scored career-high 23 points against Murray State last season... Has made 37 3s this season and has 10 games scoring in double figures... Produced 6 rebounds against Baylor and Arizona in Big 12 tournament

2 JAZZ HENDERON | G | 5-11 | 200 | FRESHMAN | DALLAS, TEXAS (FAITH FAMILY OAK CLIFF)

Three-time state champion at Faith Family Oak Cliff... Averaged 14 points and 7 assists as a senior... Out for season with lower body injury

3 ELIJAH HAWKINS | G | 5-11 | 165 | SENIOR | WASHINGTON D.C. (FIRST SEASON AT TECH; PLAYED LAST YEAR AT MINNESOTA, TWO AT HOWARD)

Leads Big 12 (12th nationally) with 6.5 assists per game... Recorded 6th double-double of season with 14 points, 10 assists, 9 rebounds against UNCW... Had season-high 12 assists at Arizona... 21 career double-figure assist games... Scored season-high 22 points with career-best six 3-pointers at BYU... Was second nationally (top returner) with 7.5 assists per and earned All-Big Ten Honorable Mention last season while playing at Minnesota... Has produced 1,388 points, 802 assists in 125 career games... Has set Tech's new single-season assist record with 214... 16 career double-doubles... Scoring 9.4 ppg. after 16 vs. Drake

4 CHRISTIAN ANDERSON | G | 6-2 | 185 | FRESHMAN | ATLANTA, GEORGIA (OAK HILL ACADEMY)

All-Big 12 Freshman Team... Matched career-high 21 points at ASU; Also scored 21 with 5 3-pointers vs. WVU... Made 5 3-pointers at Kansas, scored 15 points, career-high 6 assists... 17 games scoring in double-figures... Scored 19 points against Arizona in Big 12 quarterfinals... Played at Oak Hill Academy, averaged 19.1 points, 4.6 assists and was a McDonald's All-American nominee... Helped lead Germany to the 2024 FIBA U18 Eurobasket championship after averaging 20.3 points and 5.0 assists... Has 346 total points, 68 3-pointers (38.6%) made through his 33 games played... Averaging 10.5 ppg., 2.2 assists per

5 DARRION WILLIAMS | F | 6-6 | 225 | JUNIOR | SACRAMENTO, CALIFORNIA (SECOND SEASON AT TECH; PLAYED AT NEVADA AS A FRESHMAN)

All-Big 12 First Team... Season-high 28 points against Drake on 11-of-18 shooting... Scored previous season high 27 points against ASU on 10-for-18 shooting... Averaging 14.7 points, 5.4 rebounds, 3.7 assists... Earned Big 12 Player of the Week after 23 points against Lamar... Career-high 11 assists against NW State...

All-Big 12 3rd Team and Newcomer Team last year... AP National Player of the Week (2/20/24) - recorded career-high 30 points against Kansas - 12-for-12 from the field, 4-for-4 on 3-pointers... Has 1,097 points, 660 rebounds, 291 assists through 98 career games... Produced 56 double-figure career scoring games

6 LEON HORNER | F | 6-6 | 210 | FRESHMAN | DALLAS, TEXAS (DYNAMIC PREP)

Averaged 14.5 points, 6.0 rebounds and 3.0 assists as a senior at Dynamic Prep... McDonald's All-American nominee who played at Dynamic Prep last year after previously attending Frisco Memorial... 3-time all-district selection while playing at Frisco Memorial, contributing 889 points, 419 rebounds and 121 assists

10 JACK FRANCIS | G | 6-3 | 190 | JUNIOR | AUSTIN, TEXAS (ANDERSON HS)

In his third season at Tech... Scored over 1,000 points at Anderson HS where he earned District 17-5A MVP... Made first basket with layup against ORU

15 JT TOPPIN | F | 6-9 | 220 | SOPHOMORE | DALLAS, TEXAS (FIRST SEASON AT TECH; PLAYED AT NEW MEXICO AS A FRESHMAN)

All-America (AP, NABC, USBWA, Sporting News), Big 12 Player of Year, Big 12 Newcomer of Year, All-Big 12 First Team, Big 12 Newcomer Team... AP National Player of the Week, 2-time Big 12 Player and 4-time Big 12 Newcomer of the Week... Career-high, Big 12 season-high of 41 points against ASU... Averaging 18.1 points, 9.3 rebounds, 1.4 blocks... Most points in a game (41) by a Red Raider since 2009 - most FG made with 17 in a Big 12 game... Karl Malone Award Finalist... Career: 29 double-doubles, 1,007 points, 615 rebounds... 17 double-doubles this season after 25 points, 12 rebounds vs. Drake

22 CORBIN GREEN | F | 6-5 | 230 | JUNIOR | MIDLOTHIAN, TEXAS (FIRST SEASON AT TECH; PLAYED AT AIR FORCE FOR TWO SEASONS)

Joined program as a walk-on in September... Played 2 seasons at Air Force where he averaged 5.2 points, 2.8 rebounds... 47 blocked shots in 44 career games

23 EEMELI YALAHO | F | 6-8 | 240 | SOPHOMORE | JYVASKYLÄ, FINLAND (WESTERN RESERVE ACADEMY - OHIO)

Had 4 rebounds, 4 points, made defensive stop to win game at Houston... Recorded career-high 13 points and season-high 5 rebounds against Lamar in first career start... Previous career-best 10 points last season in the Big 12 semifinals vs. Houston... Played in 17 games during his freshman season, averaging 2.5 points and 1.5 rebounds... Currently averaging 3.3 points, 2.4 rebounds through eight games played this season

24 KERWIN WALTON | G | 6-5 | 210 | 5TH-YEAR SENIOR | HOPKINS, MINNESOTA (THIRD SEASON AT TECH; PLAYED TWO AT NORTH CAROLINA)

Scored career-high 27 points with 8 3-pointers against UNCW... Also made 4 3s and scored 12 against Baylor in Big 12 QF... Is 230-for-548 (42.0%) in career on 3s - 18th best active... Led Tech with 21 points and previous career-best seven 3-pointers in the opener against Bethune... Starter in all 35 games this season, averaging 6.3 points per - is 61-for-153 (39.9%) on 3s... Last season, went for a previous career-high 22 points by going 6-for-7 on 3s against Omaha... Has scored 937 points in 155 career games... Played in the 2021 and 2022 NCAA Tournament for North Carolina; 2024 with Texas Tech... Graduated on 12/13/2024

33 FEDERIKO FEDERIKO | F | 6-11 | 225 | SENIOR | HELSINKI, FINLAND (FIRST SEASON AT TECH, PLAYED LAST TWO SEASONS AT PITT)

Averaging 5.1 ppg., 4.4 rebounds... Had 9 points, 6 rebounds vs. Arizona in Big 12 semis... Recorded double-double with career-high 23 points and 12 rebounds vs. ORU... Recorded 101 blocks, averaged 5.7 points and 5.3 rebounds during two seasons at Pitt... Previous career-best 22 points against North Florida (12/17/22), career-high 14 rebounds vs Sacred Heart... Has shot 229-337 (68.0%) at NCAA level... Is 70-94 (74.5%) this season... 6 points, 2 rebounds vs. UNCW

NOVEMBER (6-1 RECORD)

- 5 Bethune-Cookman • W, 94-61 • Lubbock
- 8 Northwestern State • W, 86-65 • Lubbock
- 13 Wyoming • W, 96-49 • Lubbock
- 18 Arkansas-Pine Bluff • W, 98-64 • Lubbock
- 21 vs. Saint Joseph's • L, 78-77 • Brooklyn (Legends Classic)
- 22 vs. Syracuse • W, 79-74 • Brooklyn (Legends Classic)
- 29 Northern Colorado • W, 89-64 • Lubbock

DECEMBER (3-2 RECORD)

- 4 DePaul • W, 76-62 • Lubbock
- 8 No. 22 Texas A&M • L, 72-67 • Fort Worth (Dickies Arena)
- 16 Oral Roberts • W, 86-50 • Lubbock
- 21 Lamar • W, 101-57 • Lubbock
- 31 UCF • L, 87-83 • Lubbock

JANUARY (7-1 RECORD)

- 4 at Utah • W, 93-65 • Salt Lake City, Utah
- 7 at BYU • W, 72-67 • Provo, Utah
- 11 No. 3 Iowa State • L, 85-84 (OT) • Lubbock
- 14 at Kansas State • W, 61-57 • Manhattan, Kansas
- 18 Arizona • W, 70-54 • Lubbock
- 21 Cincinnati • W, 81-71 • Cincinnati, Ohio
- 26 Oklahoma State • W, 64-54 • Lubbock
- 29 TCU • W, 71-57 • Lubbock

FEBRUARY (5-3 RECORD)

- 1 at No. 6 Houston • W, 82-81 (OT) • Houston, Texas
- 4 Baylor • W, 73-59 • Lubbock
- 8 at No. 20 Arizona • L, 82-73 • Tucson, Arizona
- 12 Arizona State • W, 111-106 (2OT) • Lubbock
- 15 at Oklahoma State • W, 93-55 • Stillwater, Oklahoma
- 18 at TCU • L, 69-66 • Fort Worth, Texas
- 22 West Virginia • W, 73-51 • Lubbock
- 24 No. 4 Houston • L, 69-61 • Lubbock

MARCH (6-1 RECORD)

- 1 at Kansas • W, 78-73 • Lawrence, Kansas
- 5 Colorado • W, 91-75 • Lubbock
- 8 at Arizona State • W, 85-57 • Tempe, Arizona
- 13 vs. Baylor • W, 76-74 • Kansas City
- 14 vs. Arizona • L, 86-80 • Kansas City
- 20 vs. No. 14 UNC Wilmington • W, 82-72 • Wichita, Kansas
- 22 vs. No. 11 Drake • W, 77-64 • Wichita, Kansas
- 27 vs. No. 10 Arkansas • San Francisco, California

APRIL (NCAA CHAMPIONSHIP)

- 5 Final Four • San Antonio, Texas (Alamodome)
- 7 Championship • San Antonio, Texas (Alamodome)



0	Chance McMillian	G	6-3	185	5th-SR-1L	Vallejo, California (Grand Canyon)
1	Kevin Overton	G	6-5	185	SO-TR	Oklahoma City, Oklahoma (Drake)
2	Jazz Henderson	G	5-11	200	FR-HS	Dallas, Texas (Faith Family Oak Cliff)
3	Elijah Hawkins	G	5-11	165	SR-TR	Washington D.C. (Minnesota)
4	Christian Anderson	G	6-1	185	FR-HS	Atlanta, Georgia (Oak Hill Academy)
5	Darrion Williams	F	6-6	225	JR-1L	Sacramento, California (Nevada)
6	Leon Horner	F	6-6	210	FR-HS	Frisco, Texas (Dynamic Prep)
10	Jack Francis	G	6-3	185	JR-1L	Austin, Texas (Anderson HS)
15	JT Toppin	F	6-9	220	SO-TR	Dallas, Texas (New Mexico)
22	Corbin Green	F	6-5	230	JR-TR	Midlothian, Texas (Air Force)
23	Eemeli Yalaho	F	6-8	240	SO-1L	Jyväskylä, Finland (Western Reserve)
24	Kerwin Walton	G	6-5	210	5th-SR-2L	Hopkins, Minnesota (North Carolina)
33	Federiko Federiko	F	6-11	225	SR-TR	Helsinki, Finland (Pitt)

HEAD COACH: Grant McCasland
ASSISTANT COACHES: Matt Braeuer, Achoki Moikobu, Luke Barnwell, Jeff Linder
ATHLETIC TRAINING: Mike Neal
STRENGTH & CONDITIONING: Andrew Wright
DIRECTOR OF PLAYER DEVELOPMENT: Chris Nottingham
VIDEO COORDINATOR: Brian Pete
DIRECTOR OF ADMINISTRATION AND OPERATIONS: Jardon Powell
ASSISTANT DIRECTOR OF OPERATIONS: Cooper Anderson
ACADEMIC ADVISOR: Reagan Foster
GRADUATE ASSISTANTS: Duncan Bacon, Beau Martin, Eric Rwahwire, Coleman Sparling, Jalyn Turner, Trajan Wesley

SOCIAL MEDIA DIRECTORY

Chance McMillian X: @ChanceMcMillian IG: chance.mcmilly	Elijah Hawkins X: @eslimee_ IG: elijahhawkins	Leon Horner X: @Leonhorner8 IG: __leonhorner	Corbin Green X: @corbillions IG: corbillions	Federiko Federiko X: @Federiko_F IG: fede2times
Kevin Overton X: @GodlyKO_10 IG: godlyko_	Christian Anderson X: @chrisanders2024 IG: christiananderson2024	Jack Francis X: @jackfrancis535 IG: jack.francis5	Eemeli Yalaho X: @eemeliyalaho IG: eemeliyalaho	Grant McCasland X: @CoachGrantMac IG: coachgrantmac
Jazz Henderson X: @JazzHenderson3 IG: jazzhendersonjr_	Darrion Williams X: @OfficialDW03 IG: darrionwilliams5	JT Toppin X: @j1izzle IG: j1izzle	Kerwin Walton X: @Doctork24_ IG: doctor.k.24	Texas Tech Basketball X: @TexasTechMBB IG: TexasTechMBB

PRONUNCIATION GUIDE

0 • Chance Mick-mill-Ann
 3 • E-lie-jah Hawkins
 5 • Dare-E-in Williams
 23 • Emily Yah-La-ho
 33 • Fehda-Ri-Koe Fehda-Ri-Koe



CHANCE McMILLIAN SENIOR | GUARD | VALLEJO, CALIFORNIA | 2025 All-Big 12 2nd Team

SEASON	TEAM	GP-GS	MIN/AVG	Field Goals		3-Point		F-Throws		Rebounds				Scoring						
				FG-FGA	FG%	3FG-3FGA	3FG%	FT-FTA	FT%	OFF	DEF	TOT	AVG	PF-FO	A	TO	BLK	STL	PTS	AVG
2020-21	GCU	24-0	307/12.8	39-82	.476	19-47	.404	4-6	.667	4	36	40	1.7	26-0	22	13	1	5	101	4.2
2021-22	GCU	31-3	555/17.9	60-162	.370	30-86	.349	27-31	.871	20	57	77	2.5	50-1	47	33	2	23	177	5.7
2022-23	GCU	36-24	1045/29.0	147-303	.485	60-135	.444	38-54	.704	22	91	113	3.1	81-3	78	60	5	26	392	10.9
2023-24	TTU	33-1	920/27.9	126-265	.475	65-168	.387	40-44	.909	32	99	131	4.0	48-0	41	23	5	24	357	10.8
2024-25	TTU	30-30	991/33.0	145-276	.525	69-159	.434	67-76	.882	30	92	122	4.1	43-0	56	31	4	22	426	14.2
TOTAL FOR TTU	63-31	1911/30.3	271-541	.501	134-327	.410	107-120	.892	62	191	253	4.0	91-0	97	54	9	46	783	12.4	
TOTAL	154-58	3818/24.8	517-1088	.475	243-595	.408	176-211	.834	108	375	483	3.1	248-4	244	160	17	100	1453	9.4	

McMILLIAN'S CAREER HIGHS
 Scoring: 27 (1/27/24 - at Oklahoma)
 3s made: 8 (11/30/23 - at Butler)
 FG made: 10 (1/27/24 - at Oklahoma)
 Rebounds: 9 (2/27/24 - Texas)
 Assists: 6 (3 times)
 Steals: 3 (4 times)

SEASON HIGHS: 23 points (UH/A&M) | 8 rebounds (3 times) | 6 assists (UAPB/at ASU) | 5 3-pointers (A&M/BU/at TCU) | 8 FG made (2 times)




KEVIN OVERTON SOPHOMORE | GUARD | OKLAHOMA CITY, OKLAHOMA | TRANSFER FROM DRAKE

SEASON	TEAM	GP-GS	MIN/AVG	Field Goals		3-Point		F-Throws		Rebounds				Scoring						
				FG-FGA	FG%	3FG-3FGA	3FG%	FT-FTA	FT%	OFF	DEF	TOT	AVG	PF-FO	A	TO	BLK	STL	PTS	AVG
2023-24	DRA	35-35	1047/29.9	135-307	.440	62-179	.346	62-78	.795	28	89	117	3.3	77-0	38	18	6	21	394	11.3
2024-25	TTU	34-1	751/22.1	88-210	.419	37-113	.327	52-67	.776	28	96	124	3.6	67-1	32	32	6	17	265	7.8
TOTAL FOR TTU	34-1	751/22.1	88-210	.419	37-113	.327	52-67	.776	28	96	124	3.6	67-1	32	32	6	17	265	7.8	
TOTAL	69-36	1798/26.1	223-517	.431	99-292	.339	114-145	.786	56	185	241	3.5	144-1	70	50	12	38	659	9.6	

OVERTON'S CAREER HIGHS
 Scoring: 23 (2/18/24 - Murray St)
 Rebounds: 9 (1/24/24 - at Missouri St)
 Assists: 4 (12/14/23 - Grambling)
 Steals: 3 (11/21/24 - vs Syracuse)
 3-pointers made: 5 (2 times)
 FT made: 8 (11/8/24 - NW State)

SEASON HIGHS: 20 points (NoCo/vs. Arizona) | 7 rebounds (Baylor) | 3 assists (UAPB) | 3 steals (Syracuse) | 4 3-pointers made (2 times)



JAZZ HENDERSON FRESHMAN | GUARD | DALLAS, TEXAS

* Out with lower body injury



ELIJAH HAWKINS SENIOR | GUARD | WASHINGTON, D.C. | TRANSFER FROM MINNESOTA - 2024 All-BIG 10 HM

SEASON	TEAM	GP-GS	MIN/AVG	Field Goals		3-Point		F-Throws		Rebounds				Scoring						
				FG-FGA	FG%	3FG-3FGA	3FG%	FT-FTA	FT%	OFF	DEF	TOT	AVG	PF-FO	A	TO	BLK	STL	PTS	AVG
2021-22	HOW	28-26	837/29.9	121-321	.377	33-112	.295	88-111	.793	13	97	110	3.9	69-2	156	114	4	62	363	13.0
2022-23	HOW	31-29	918/29.6	123-279	.441	54-116	.466	101-133	.759	16	97	113	3.6	73-1	185	125	0	53	401	12.9
2023-24	MINN	33-33	1098/33.3	95-242	.393	47-129	.364	76-97	.784	19	101	120	3.6	77-4	247	90	6	54	313	9.5
2024-25	TTU	33-32	1035/31.4	90-270	.333	52-161	.323	79-93	.849	15	99	114	3.5	86-3	214	63	5	52	311	9.4
TOTAL FOR TTU	33-32	1035/31.4	90-270	.333	52-161	.323	79-93	.849	15	99	114	3.5	86-3	214	63	5	52	311	9.4	
TOTAL	125-120	3888/31.1	429-1112	.386	186-518	.359	344-434	.793	63	394	457	3.7	305-10	802	392	15	221	1388	11.1	

HAWKIN'S CAREER HIGHS
 Scoring: 24 (2/22/24 - Ohio State)
 Rebounds: 10 (11/10/23 - UTSA)
 Assists: 17 (12/12/23 - IU Indy)
 Steals: 7 (1/29/22 - NC Central)
 3s made: 6 (1/7/25 - at BYU)

* 16 career double-doubles | 6 this season: 11a/10p vs UAPB; 12p/10a at Utah; 14p/10a at K-State; 12a/10p at Arizona; 12p/11a vs. Baylor, 14p/10a vs. UNC Wilmington

SEASON HIGHS: 22 points (at BYU) | 12 assists (at Arizona) | 9 rebounds (UNCW) | 5 steals (UAPB) | 6 3-pointers made (at BYU)



CHRISTIAN ANDERSON FRESHMAN | GUARD | ATLANTA, GEORGIA | 2025 Big 12 Freshman Team

SEASON	TEAM	GP-GS	MIN/AVG	Field Goals		3-Point		F-Throws		Rebounds				Scoring						
				FG-FGA	FG%	3FG-3FGA	3FG%	FT-FTA	FT%	OFF	DEF	TOT	AVG	PF-FO	A	TO	BLK	STL	PTS	AVG
2024-25	TTU	33-5	994/30.1	110-258	.426	68-176	.386	58-74	.784	14	83	97	2.9	73-2	73	36	3	41	346	10.5
TOTAL	33-5	994/30.1	110-258	.426	68-176	.386	58-74	.784	14	83	97	2.9	73-2	73	36	3	41	346	10.5	

SEASON/CAREER HIGHS: 21 points (WVU/at ASU) | 8 rebounds (Houston) | 6 assists (at Kansas) | 4 steals (Lamar) | 5 3s made (WVU/at KU)



DARRION WILLIAMS JUNIOR | FORWARD | SACRAMENTO, CALIFORNIA | 2025 All-Big 12 1st Team

SEASON	TEAM	GP-GS	MIN/AVG	Field Goals		3-Point		F-Throws		Rebounds				Scoring						
				FG-FGA	FG%	3FG-3FGA	3FG%	FT-FTA	FT%	OFF	DEF	TOT	AVG	PF-FO	A	TO	BLK	STL	PTS	AVG
2022-23	Nevada	33-30	1006/30.5	91-220	.414	35-98	.357	35-44	.795	40	200	240	7.3	85-3	90	30	11	47	252	7.6
2023-24	TTU	33-33	1078/32.7	131-265	.494	44-96	.458	70-80	.875	63	185	248	7.5	77-2	82	54	11	38	376	11.4
2024-25	TTU	32-32	952/29.8	169-380	.445	43-123	.350	88-105	.838	50	122	172	5.4	67-1	119	60	12	37	469	14.7
TOTAL FOR TTU	65-65	2030/31.2	300-645	.465	87-219	.397	158-185	.854	113	307	420	6.5	144-3	201	114	23	75	845	13.0	
TOTAL	98-95	3036/31.0	391-865	.452	122-317	.385	193-229	.843	153	507	660	6.7	229-6	291	144	34	122	1097	11.2	

WILLIAMS CAREER HIGHS
 Scoring: 30 (2/12/24 - Kansas)
 Rebounds: 14 (11/16/23 - A&M-Corpus)
 Assists: 11 (11/8/24 - NW State)
 Steals: 5 (3/5/24 - at Oklahoma State)
 Blocks: 3 (2 times)
 3-pointers made: 5 (2/8/24 - at Arizona)
 FG made: 12-for-12 (2/12/24 - Kansas)

* 11 career double-doubles | 1 this season: 21 points, 10 rebounds vs. Northern Colorado

SEASON HIGHS: 28 points (vs Drake) | 10 rebounds (N. Colorado) | 11 assists (NW State) | 4 steals (Wyoming) | 5 3s made (at Arizona)



LEON HORNER FRESHMAN | FORWARD | DALLAS, TEXAS

SEASON	TEAM	GP-GS	MIN/AVG	Field Goals		3-Point		F-Throws		Rebounds				Scoring						
				FG-FGA	FG%	3FG-3FGA	3FG%	FT-FTA	FT%	OFF	DEF	TOT	AVG	PF-FO	A	TO	BLK	STL	PTS	AVG
2024-25	TTU	9-0	23/2.5	1-4	.250	0-1	.000	0-0	.000	2	3	5	0.6	2-0	0	1	1	1	2	0.2
TOTAL	9-0	23/2.5	1-4	.250	0-1	.000	0-0	.000	2	3	5	0.6	2-0	0	1	1	1	2	0.2	

SEASON/CAREER HIGHS: 2 points (ORU) | 1 rebound (3 times)

10



JACK FRANCIS JUNIOR | GUARD | AUSTIN, TEXAS

FRANCIS CAREER HIGHS

Scoring: 2 (2 times)
Rebounds: 2 (2 times - Kansas/Okla St)
Assists: 1 (2/12/2024 - Kansas)

		Field Goals		3-Point		F-Throws		Rebounds				Scoring								
SEASON	TEAM	GP-GS	MIN/AVG	FG-FGA	FG%	3FG-3FGA	3FG%	FT-FTA	FT%	OFF	DEF	TOT	AVG	PF-FO	A	TO	BLK	STL	PTS	AVG
2023-24	TTU	5-0	7/1.4	0-1	.000	0-0	.000	2-2	1.000	2	3	5	1.0	0-0	1	0	0	0	2	0.4
2024-25	TTU	11-0	21/1.9	1-3	.333	0-2	.000	0-0	.000	3	2	5	0.5	3-0	0	2	0	0	2	0.2
TOTAL		16-0	28/1.8	1-4	.250	0-2	.000	2-2	1.000	5	5	10	0.6	3-0	1	2	0	0	4	0.3

SEASON HIGHS: 2 points (ORU) | 1 rebound (UAPB)

15



JT TOPPIN SOPHOMORE | FORWARD | DALLAS, TEXAS | TRANSFER FROM NEW MEXICO | 2025 All-America Big 12 Player of Year, Big 12 Newcomer of Year, All-Big 12 1st Team, Big 12 Newcomer Team

TOPPIN'S CAREER HIGHS

Scoring: 41 (2/12/25 - Arizona State)
Rebounds: 18 (11/21/24 - St. Joe's)
0-Rebounds: 12 (11/21/24 - St. Joe's)
Assists: 3 (3 times)
FG made: 17 (2/12/25 - Arizona State)
Blocks: 5 (3 times - SDSU, SJ, UNLV)

		Field Goals		3-Point		F-Throws		Rebounds				Scoring								
SEASON	TEAM	GP-GS	MIN/AVG	FG-FGA	FG%	3FG-3FGA	3FG%	FT-FTA	FT%	OFF	DEF	TOT	AVG	PF-FO	A	TO	BLK	STL	PTS	AVG
2023-24	UNM	36-35	956/26.6	193-310	.623	11-32	.344	48-85	.565	132	194	326	9.1	94-2	21	33	68	38	445	12.4
2024-25	TTU	31-31	830/26.8	227-404	.562	16-51	.314	92-131	.702	99	190	289	9.3	72-1	37	47	42	26	562	18.1
TOTAL FOR TTU		31-31	830/26.8	227-404	.562	16-51	.314	92-131	.702	99	190	289	9.3	72-1	37	47	42	26	562	18.1
TOTAL		67-66	1785/26.6	420-714	.588	27-83	.325	140-216	.648	231	384	615	9.2	166-3	58	80	110	64	1007	15.0

*** 29 career double-doubles | 17 this season: 24p/12r vs. Wyoming; 14p/11r vs. UAPB; 22 p/18r vs. St. Joe's; 15r/11p vs. NoCo; 26p/10r vs. UCF; 20p/16r vs. Arizona; 16p/14r vs. TCU; 21p/13r at Arizona; 41p/15r vs. ASU; 32/12 at OSU; 14p/11r at TCU; 14p/10r vs. Houston; 30p/14r vs. Colorado; 25p/11r at ASU; 26p/10r vs. Baylor; 12p/11r vs. UNCW; 25p/12r vs. Drake**
SEASON HIGHS: 41 points (Arizona State) | 18 rebounds (St. Joe's) | 4 blocks (Bethune & UCF) | 17 FG made (ASU) | 4 assists (at ASU)

22



CORBIN GREEN JUNIOR | FORWARD | MIDLOTHIAN, TEXAS | TRANSFER FROM AIR FORCE

GREEN'S CAREER HIGHS

Scoring: 17 (11/21/22 - USC Upstate)
Rebounds: 12 (11/21/22 - USC Upstate)
Assists: 6 (11/21/22 - USC Upstate)
Blocks: 6 (11/30/22 - Ark Pine Bluff)

		Field Goals		3-Point		F-Throws		Rebounds				Scoring								
SEASON	TEAM	GP-GS	MIN/AVG	FG-FGA	FG%	3FG-3FGA	3FG%	FT-FTA	FT%	OFF	DEF	TOT	AVG	PF-FO	A	TO	BLK	STL	PTS	AVG
2022-23	USAFA	24-12	463/19.3	59-114	.518	7-24	.292	31-50	.620	15	51	66	2.8	56-1	35	35	34	16	156	6.5
2023-24	USAFA	12-0	140/11.6	11-27	.407	0-8	.000	10-14	.714	4	29	33	2.8	18-0	13	9	12	6	32	2.7
2024-25	TTU	9-0	13/1.4	0-0	.000	0-0	.000	1-2	.500	2	2	4	0.4	0-0	1	1	1	1	1	0.1
TOTAL FOR TTU		9-0	13/1.4	0-0	.000	0-0	.000	1-2	.500	2	2	4	0.4	0-0	1	1	1	1	1	0.1
TOTAL		45-12	616/13.7	70-141	.496	7-32	.219	42-66	.636	21	82	103	2.3	74-1	49	45	47	23	189	4.2

*** One career double-double**
SEASON HIGHS: 1 rebound (3 times) | 1 steal (Bethune)

23



EEMELI YALAHO SOPHOMORE | FORWARD | JYVÄSKYLÄ, FINLAND

YALAHO'S CAREER HIGHS

Scoring: 13 (12/21/24 - Lamar)
Rebounds: 6 (2/24/24 - UCF)
Blocks: 1 (2 times)
3s made: 2 (2 times)

		Field Goals		3-Point		F-Throws		Rebounds				Scoring								
SEASON	TEAM	GP-GS	MIN/AVG	FG-FGA	FG%	3FG-3FGA	3FG%	FT-FTA	FT%	OFF	DEF	TOT	AVG	PF-FO	A	TO	BLK	STL	PTS	AVG
2023-24	TTU	17-0	158/9.3	16-33	.485	3-11	.273	7-20	.350	7	19	26	1.5	15-0	4	11	1	2	42	2.5
2024-25	TTU	8-1	90/11.3	10-18	.556	3-6	.500	3-7	.429	6	13	19	2.4	8-0	6	4	1	2	26	3.3
TOTAL		25-1	248/9.9	26-51	.510	6-17	.353	10-27	.370	13	32	45	1.8	23-0	10	15	2	4	68	2.7

SEASON HIGHS: 13 points (Lamar) | 5 rebounds (Lamar) | 1 block (Northern Colorado) | 3 assists (Texas A&M)

24



KERWIN WALTON 5th-YEAR SENIOR | GUARD | HOPKINS, MINNESOTA

WALTON'S CAREER HIGHS

Scoring: 27 (03/20/25 - UNCW)
3s made: 8 (03/20/25 - UNCW)
Rebounds: 7 (3/14/24 - BYU)
Assists: 4 (5 times)
FG made: 8 (12/6/23 - Omaha)

		Field Goals		3-Point		F-Throws		Rebounds				Scoring								
SEASON	TEAM	GP-GS	MIN/AVG	FG-FGA	FG%	3FG-3FGA	3FG%	FT-FTA	FT%	OFF	DEF	TOT	AVG	PF-FO	A	TO	BLK	STL	PTS	AVG
2020-21	UNC	29-20	607/20.9	79-178	.444	58-138	.420	21-25	.840	8	42	50	1.7	30-0	53	34	5	15	237	8.2
2021-22	UNC	31-1	414/13.4	38-102	.373	23-65	.354	7-7	1.000	7	31	38	1.2	33-0	13	18	4	7	106	3.4
2022-23	TTU	27-7	346/12.8	34-75	.453	23-56	.411	7-8	.875	6	18	24	0.9	39-1	12	12	5	5	98	3.6
2023-24	TTU	33-26	808/24.5	95-191	.497	65-136	.478	24-33	.727	24	55	79	2.4	47-1	17	13	7	15	279	8.5
2024-25	TTU	35-35	663/18.9	70-180	.389	61-153	.399	16-21	.762	14	31	45	1.3	47-1	19	14	6	5	217	6.2
TOTAL FOR TTU		95-68	1818/19.1	199-446	.446	149-345	.432	47-62	.758	44	104	148	1.6	133-3	48	39	18	25	594	6.3
TOTAL		155-89	2840/18.3	316-726	.435	230-548	.420	75-94	.798	59	177	236	1.5	196-3	114	91	27	47	937	6.0

SEASON HIGHS: 27 points (UNCW) | 8 3-pointers (UNCW) | 4 rebounds (Bethune / vs. Arizona) | 4 assists (TCU)

33



FEDERIKO FEDERIKO SENIOR | FORWARD | HELSINKI, FINLAND | TRANSFER FROM PITT

FEDERIKO'S CAREER HIGHS

Scoring: 23 (12/16/24 - ORU)
Rebounds: 14 (12/10/22 - Sacred Heart)
Blocks: 4 (4 times)
Steals: 4 (12/8/24 - Texas A&M)
FG made: 11 (12/16/24 - ORU)
Assists: 5 (12/16/24 - ORU)

		Field Goals		3-Point		F-Throws		Rebounds				Scoring								
SEASON	TEAM	GP-GS	MIN/AVG	FG-FGA	FG%	3FG-3FGA	3FG%	FT-FTA	FT%	OFF	DEF	TOT	AVG	PF-FO	A	TO	BLK	STL	PTS	AVG
2022-23	UP	35-27	818/23.4	94-141	.667	0-0	.000	44-68	.647	86	101	187	5.3	92-2	17	30	58	14	232	6.6
2023-24	UP	33-26	704/21.3	65-102	.637	0-0	.000	26-63	.413	76	94	170	5.2	87-2	33	29	43	17	156	4.7
2024-25	TTU	33-6	632/19.1	70-94	.745	0-0	.000	29-59	.492	73	73	146	4.4	69-2	24	24	25	15	169	5.1
TOTAL FOR TTU		33-6	632/19.1	70-94	.745	0-0	.000	29-59	.492	73	73	146	4.4	69-2	24	24	25	15	169	5.1
TOTAL		101-59	2154/21.3	229-337	.680	0-0	.000	99-190	.521	235	268	503	5.0	248-6	74	83	126	46	557	5.5

*** 3 career double-doubles | 1 this season: 23 points, 12 rebounds vs. ORU**
SEASON HIGHS: 23 points (ORU) | 12 rebounds (ORU) | 3 blocks (Oklahoma State/Baylor) | 5 assists (ORU) | 4 steals (Texas A&M)

TEXAS TECH • SEASON STATS

Game Records

Record	Overall	Home	Away	Neutral
ALL GAMES	27-8	15-3	8-2	4-3
CONFERENCE	15-5	7-3	8-2	0-0
NON-CONFERENCE	12-3	8-0	0-0	4-3

Score by Periods

Team	1st	2nd	OT	TOT
Texas Tech	1377	1411	41	2829
Opponents	1142	1188	36	2366

Team Box Score

No.	Player				Total		3-Point		F-Throw		Rebounds											
		GP-GS	MIN	AVG	FG-FGA	FG%	3FG-3FGA	3FG%	FT-FTA	FT%	OFF	DEF	TOT	AVG	PF	DQ	A	TO	BLK	STL	PTS	AVG
15	TOPPIN, JT	31-31	829:31	26.8	227-404	.562	16-51	.314	92-131	.702	99	190	289	9.3	72	1	37	47	42	26	562	18.1
5	WILLIAMS, Darrion	32-32	952:15	29.8	169-380	.445	43-123	.350	88-105	.838	50	122	172	5.4	67	1	119	60	12	37	469	14.7
0	MCMILLIAN, Chance	30-30	990:55	33.0	145-276	.525	69-159	.434	67-76	.882	30	92	122	4.1	43	0	56	31	4	22	426	14.2
4	ANDERSON, Christian	33-5	993:45	30.1	110-258	.426	68-176	.386	58-74	.784	14	83	97	2.9	73	2	73	36	3	41	346	10.5
3	HAWKINS, Elijah	33-32	1034:43	31.4	90-270	.333	52-161	.323	79-93	.849	15	99	114	3.5	86	3	214	63	5	52	311	9.4
1	VERTON, Kevin	34-1	750:56	22.1	88-210	.419	37-113	.327	52-67	.776	28	96	124	3.6	67	1	32	32	6	17	265	7.8
24	WALTON, Kerwin	35-35	663:04	18.9	70-180	.389	61-153	.399	16-21	.762	14	31	45	1.3	47	1	19	14	6	5	217	6.2
35	CAMBRIDGE, Devan	6-2	105:52	17.6	13-22	.591	4-7	.571	3-4	.750	7	14	21	3.5	9	0	2	6	0	2	33	5.5
33	FEDERIKO, Federiko	33-6	631:50	19.1	70-94	.745	0-0	.000	29-59	.492	73	73	146	4.4	69	2	24	24	25	15	169	5.1
23	YALAHO, Eemeli	8-1	90:22	11.3	10-18	.556	3-6	.500	3-7	.429	6	13	19	2.4	8	0	6	4	1	2	26	3.3
6	HORNER, Leon	9-0	22:39	2.5	1-4	.250	0-1	.000	0-0	.000	2	3	5	0.6	2	0	0	1	1	1	2	0.2
10	FRANCIS, Jack	11-0	21:19	1.9	1-3	.333	0-2	.000	0-0	.000	3	2	5	0.5	3	0	0	2	0	0	2	0.2
22	GREEN, Corbin	9-0	12:49	1.4	0-0	.000	0-0	.000	1-2	.500	2	2	4	0.4	0	0	1	1	1	1	1	0.1
Team											59	63	122									20
Total		35	7100		994-2119	.469	353-952	.371	488-639	.764	402	883	1285	36.7	546	11	583	341	106	221	2829	80.8
Opponents		35	7100		845-1986	.425	217-680	.319	459-656	.700	347	785	1132	32.3	564	14	394	405	92	207	2366	67.6

Team Statistics

	TTU	OPP
Scoring	2829	2366
Points per game	80.8	67.6
Scoring margin	+13.2	-
Field goals-att	994-2119	845-1986
Field goal pct	.469	.425
3 point fg-att	353-952	217-680
3-point FG pct	.371	.319
3-pt FG made per game	10.1	6.2
Free throws-att	488-639	459-656
Free throw pct	.764	.700
F-Throws made per game	13.9	13.1
Rebounds	1285	1132
Rebounds per game	36.7	32.3
Rebounding margin	+4.4	-
Assists	583	394
Assists per game	16.7	11.3
Turnovers	341	405
Turnovers per game	9.7	11.6
Turnover margin	+1.8	-
Assist/turnover ratio	1.7	1.0
Steals	221	207
Steals per game	6.3	5.9
Blocks	106	92
Blocks per game	3.0	2.6
Winning streak	2	-
Home win streak	1	-
Attendance	234752	104162
Home games-Avg/Game	18-13042	10-10416
Neutral site-Avg/Game	-	7-10009

Team Results

Date	Opponent		Score	Att.
11/05/2024	Bethune-Cookman	W	94-61	12034
11/08/2024	Northwestern St.	W	86-65	13610
11/13/2024	Wyoming	W	96-49	11456
11/18/2024	Ark.-Pine Bluff	W	98-64	9847
11/21/2024	vs Saint Joseph's	L	77-78	6941
11/22/2024	vs Syracuse	W	79-74	6572
11/29/2024	Northern Colo.	W	89-64	13274
12/04/2024	DePaul	W	76-62	11465
12/08/2024	vs Texas A&M	L	67-72	12642
12/16/2024	Oral Roberts	W	86-50	9967
12/21/2024	Lamar University	W	101-57	10013
12/31/2024	UCF	L	83-87	12767
01/04/2025	at Utah	W	93-65	7798
01/07/2025	at BYU	W	72-67	17307
01/11/2025	Iowa St.	Lot	84-85	14263
01/14/2025	at Kansas St.	W	61-57	8019
01/18/2025	Arizona	W	70-54	15098
01/21/2025	at Cincinnati	W	81-71	10790
01/26/2025	Oklahoma St.	W	64-54	13794
01/29/2025	TCU	W	71-57	14114
02/01/2025	at Houston	Wot	82-81	7324
02/04/2025	Baylor	W	73-59	15098
02/08/2025	at Arizona	L	73-82	14688
02/12/2025	Arizona St.	Wot2	111-106	13290
02/15/2025	at Oklahoma St.	W	93-55	7702
02/18/2025	at TCU	L	66-69	6339
02/22/2025	West Virginia	W	73-51	14466
02/24/2025	Houston	L	61-69	15098
03/01/2025	at Kansas	W	78-73	15300
03/05/2025	Colorado	W	91-75	15098
03/08/2025	at Arizona St.	W	85-57	8895
03/13/2025	vs Baylor	W	76-74	15491
03/14/2025	vs Arizona	L	80-86	13946
03/20/2025	vs UNCW	W	82-72	14474
03/22/2025	vs Drake	W	77-64	0

TEXAS TECH - 2025 NCAA TOURNAMENT

Game Records

Record	Overall	Home	Away	Neutral
ALL GAMES	2-0	0-0	0-0	2-0
CONFERENCE	0-0	0-0	0-0	0-0
NON-CONFERENCE	2-0	0-0	0-0	2-0

Score by Periods

Team	1st	2nd	OT	TOT
Texas Tech	75	84	0	159
Opponents	64	72	0	136

Team Box Score

No.	Player				Total		3-Point		F-Throw		Rebounds								PTS	AVG		
		GP-GS	MIN	AVG	FG-FGA	FG%	3FG-3FGA	3FG%	FT-FTA	FT%	OFF	DEF	TOT	AVG	PF	DQ	A	TO			BLK	STL
5	WILLIAMS, Darrion	2-2	59:15	29.6	16-33	.485	1-8	.125	8-10	.800	4	11	15	7.5	4	0	7	0	0	2	41	20.5
15	TOPPIN, JT	2-2	62:42	31.4	17-21	.810	0-1	.000	3-4	.750	6	17	23	11.5	5	0	3	2	4	0	37	18.5
3	HAWKINS, Elijah	2-2	77:41	38.8	6-20	.300	3-14	.214	15-19	.789	3	9	12	6.0	3	0	17	2	0	1	30	15.0
24	WALTON, Kerwin	2-2	68:54	34.5	8-22	.364	8-21	.381	3-4	.750	1	6	7	3.5	4	0	2	0	0	0	27	13.5
4	ANDERSON, Christian	2-2	74:48	37.4	4-18	.222	2-14	.143	2-3	.667	0	5	5	2.5	3	0	4	1	1	0	12	6.0
33	FEDERIKO, Federiko	2-0	16:56	8.5	3-3	1.000	0-0	.000	2-3	.667	2	1	3	1.5	4	0	0	1	0	2	8	4.0
1	OVERTON, Kevin	2-0	38:56	19.5	1-4	.250	1-2	.500	1-2	.500	2	2	4	2.0	4	0	1	3	1	1	4	2.0
22	GREEN, Corbin	1-0	00:16	0.3	0-0	.000	0-0	.000	0-0	.000	0	0	0	0.0	0	0	0	0	0	0	0	0.0
10	FRANCIS, Jack	1-0	00:16	0.3	0-0	.000	0-0	.000	0-0	.000	0	0	0	0.0	0	0	0	0	0	0	0	0.0
6	HORNER, Leon	1-0	00:16	0.3	0-0	.000	0-0	.000	0-0	.000	0	0	0	0.0	0	0	0	0	0	0	0	0.0
Team											1	4	5					3				
Total		2	400		55-121	.455	15-60	.250	34-45	.756	19	55	74	37.0	27	0	34	12	6	6	159	79.5
Opponents		2	400		49-117	.419	15-43	.349	23-29	.793	17	50	67	33.5	34	0	36	18	3	4	136	68.0

TEXAS TECH - CONFERENCE STATS

Game Records

Record	Overall	Home	Away	Neutral
ALL GAMES	15-5	7-3	8-2	0-0
CONFERENCE	15-5	7-3	8-2	0-0
NON-CONFERENCE	0-0	0-0	0-0	0-0

Score by Periods

Team	1st	2nd	OT	TOT
Texas Tech	751	773	41	1565
Opponents	671	667	36	1374

Team Box Score

No.	Player				Total		3-Point		F-Throw		Rebounds								PTS	AVG		
		GP-GS	MIN	AVG	FG-FGA	FG%	3FG-3FGA	3FG%	FT-FTA	FT%	OFF	DEF	TOT	AVG	PF	DQ	A	TO			BLK	STL
15	TOPPIN, JT	20-20	526:40	26.3	145-263	.551	12-38	.316	56-80	.700	51	122	173	8.7	47	1	23	25	20	13	358	17.9
0	MCMILLIAN, Chance	18-18	634:37	35.3	82-169	.485	38-98	.388	44-52	.846	21	56	77	4.3	25	0	30	22	1	11	246	13.7
5	WILLIAMS, Darrion	18-18	548:31	30.5	84-206	.408	23-69	.333	42-52	.808	25	61	86	4.8	41	1	54	37	5	22	233	12.9
4	ANDERSON, Christian	20-2	615:01	30.8	69-163	.423	46-109	.422	44-55	.800	11	55	66	3.3	52	2	43	27	2	27	228	11.4
3	HAWKINS, Elijah	20-20	665:51	33.3	59-174	.339	37-106	.349	44-50	.880	8	58	66	3.3	55	2	132	34	2	30	199	10.0
1	OVERTON, Kevin	19-0	353:40	18.6	37-95	.389	18-59	.305	20-24	.833	14	48	62	3.3	35	0	12	15	3	4	112	5.9
24	WALTON, Kerwin	20-20	302:28	15.1	33-85	.388	29-73	.397	5-8	.625	4	8	12	0.6	21	0	11	5	3	3	100	5.0
33	FEDERIKO, Federiko	20-2	416:13	20.8	34-48	.708	0-0	.000	16-32	.500	45	46	91	4.6	45	1	11	15	19	5	84	4.2
23	YALAH, Eemeli	3-0	24:15	8.1	1-2	.500	0-1	.000	2-4	.500	3	3	6	2.0	3	0	2	2	0	0	4	1.3
22	GREEN, Corbin	3-0	02:38	0.9	0-0	.000	0-0	.000	1-2	.500	1	0	1	0.3	0	0	0	0	1	0	1	0.3
10	FRANCIS, Jack	5-0	08:55	1.8	0-2	.000	0-2	.000	0-0	.000	1	2	3	0.6	2	0	0	0	0	0	0	0.0
6	HORNER, Leon	1-0	01:11	1.2	0-0	.000	0-0	.000	0-0	.000	0	0	0	0.0	0	0	0	0	0	0	0	0.0
Team											42	35	77					13				
Total		20	4100		544-1207	.451	203-555	.366	274-359	.763	226	494	720	36.0	326	7	318	195	56	115	1565	78.3
Opponents		20	4100		489-1117	.438	110-371	.296	286-406	.704	187	471	658	32.9	325	9	220	218	53	119	1374	68.7

Team Statistics

	TTU	OPP
Scoring	1565	1374
Points per game	78.3	68.7
Scoring margin	+9.6	-
Field goals-att	544-1207	489-1117
Field goal pct	.451	.438
3 point fg-att	203-555	110-371
3-point FG pct	.366	.296
3-pt FG made per game	10.2	5.5
Free throws-att	274-359	286-406
Free throw pct	.763	.704
F-Throws made per game	13.7	14.3
Rebounds	720	658
Rebounds per game	36.0	32.9
Rebounding margin	+3.1	-
Assists	318	220
Assists per game	15.9	11.0
Turnovers	195	218
Turnovers per game	9.8	10.9
Turnover margin	+1.2	-
Assist/turnover ratio	1.6	1.0
Steals	115	119
Steals per game	5.8	6.0
Blocks	56	53
Blocks per game	2.8	2.7

Team Results

Date	Opponent		Score	Att.
12/31/2024	UCF	L	83-87	12767
01/04/2025	at Utah	W	93-65	7798
01/07/2025	at BYU	W	72-67	17307
01/11/2025	Iowa St.	Lot	84-85	14263
01/14/2025	at Kansas St.	W	61-57	8019
01/18/2025	Arizona	W	70-54	15098
01/21/2025	at Cincinnati	W	81-71	10790
01/26/2025	Oklahoma St.	W	64-54	13794
01/29/2025	TCU	W	71-57	14114
02/01/2025	at Houston	Wot	82-81	7324
02/04/2025	Baylor	W	73-59	15098
02/08/2025	at Arizona	L	73-82	14688
02/12/2025	Arizona St.	Wot2	111-106	13290
02/15/2025	at Oklahoma St.	W	93-55	7702
02/18/2025	at TCU	L	66-69	6339
02/22/2025	West Virginia	W	73-51	14466
02/24/2025	Houston	L	61-69	15098
03/01/2025	at Kansas	W	78-73	15300
03/05/2025	Colorado	W	91-75	15098
03/08/2025	at Arizona St.	W	85-57	8895



2025 NCAA DIVISION I MEN'S BASKETBALL CHAMPIONSHIP



FIRST ROUND 3/18-19	SECOND ROUND 3/19-20	SWEET 16 3/19-20	ELITE EIGHT 3/19-20	FINAL FOUR 3/19	FIRST FOUR 3/18-3/19	FINAL FOUR 3/19	ELITE EIGHT 3/19-20	SWEET 16 3/19-20	SECOND ROUND 3/19-20	FIRST ROUND 3/18-19
1 Auburn(25-9) 83	1 Auburn(25-9) 82	1 Auburn(25-9) 80	1 Auburn(25-9) 86	1 Auburn(25-9) 86	1 Auburn(25-9) 83	1 Auburn(25-9) 83	1 Auburn(25-9) 95	1 Auburn(25-9) 95	1 Auburn(25-9) 80	1 Auburn(25-9) 83
16 Alabama St.(20-15) 63	1 Auburn(25-9) 82	16 Alabama St.(9-15) 70	11 Xavier(21-11) 68	16 Alabama St.(9-15) 80	16 Alabama St.(9-15) 83	16 Alabama St.(9-15) 83	16 Alabama St.(9-15) 95	16 Alabama St.(9-15) 95	16 Alabama St.(9-15) 72	16 Alabama St.(9-15) 68
9 Creighton(24-10) 89	9 Creigh 70	11 Texas(19-15) 80	11 Xavier(21-11) 68	11 Texas(19-15) 80	11 Texas(19-15) 83	11 Texas(19-15) 83	11 Texas(19-15) 95	11 Texas(19-15) 95	11 Texas(19-15) 72	11 Texas(19-15) 68
5 Michigan(25-9) 68	5 MICH 91	11 Texas(19-15) 80	11 Xavier(21-11) 68	11 Texas(19-15) 80	11 Texas(19-15) 83	11 Texas(19-15) 83	11 Texas(19-15) 95	11 Texas(19-15) 95	11 Texas(19-15) 72	11 Texas(19-15) 68
12 UC San Diego(30-4) 65	5 MICH 91	11 Texas(19-15) 80	11 Xavier(21-11) 68	11 Texas(19-15) 80	11 Texas(19-15) 83	11 Texas(19-15) 83	11 Texas(19-15) 95	11 Texas(19-15) 95	11 Texas(19-15) 72	11 Texas(19-15) 68
4 Texas A&M(22-10) 80	4 TX A&M 79	11 Texas(19-15) 80	11 Xavier(21-11) 68	11 Texas(19-15) 80	11 Texas(19-15) 83	11 Texas(19-15) 83	11 Texas(19-15) 95	11 Texas(19-15) 95	11 Texas(19-15) 72	11 Texas(19-15) 68
13 Yale(22-7) 71	6 Ole Miss 91	11 Texas(19-15) 80	11 Xavier(21-11) 68	11 Texas(19-15) 80	11 Texas(19-15) 83	11 Texas(19-15) 83	11 Texas(19-15) 95	11 Texas(19-15) 95	11 Texas(19-15) 72	11 Texas(19-15) 68
6 Ole Miss(22-11) 71	6 MISS 91	11 Texas(19-15) 80	11 Xavier(21-11) 68	11 Texas(19-15) 80	11 Texas(19-15) 83	11 Texas(19-15) 83	11 Texas(19-15) 95	11 Texas(19-15) 95	11 Texas(19-15) 72	11 Texas(19-15) 68
11 North Carolina(23-13) 64	6 MISS 91	11 Texas(19-15) 80	11 Xavier(21-11) 68	11 Texas(19-15) 80	11 Texas(19-15) 83	11 Texas(19-15) 83	11 Texas(19-15) 95	11 Texas(19-15) 95	11 Texas(19-15) 72	11 Texas(19-15) 68
3 Iowa St.(24-9) 82	3 IA ST 78	11 Texas(19-15) 80	11 Xavier(21-11) 68	11 Texas(19-15) 80	11 Texas(19-15) 83	11 Texas(19-15) 83	11 Texas(19-15) 95	11 Texas(19-15) 95	11 Texas(19-15) 72	11 Texas(19-15) 68
14 Lipscomb(25-9) 55	10 UNM 63	11 Texas(19-15) 80	11 Xavier(21-11) 68	11 Texas(19-15) 80	11 Texas(19-15) 83	11 Texas(19-15) 83	11 Texas(19-15) 95	11 Texas(19-15) 95	11 Texas(19-15) 72	11 Texas(19-15) 68
7 Marquette(23-10) 66	10 UNM 63	11 Texas(19-15) 80	11 Xavier(21-11) 68	11 Texas(19-15) 80	11 Texas(19-15) 83	11 Texas(19-15) 83	11 Texas(19-15) 95	11 Texas(19-15) 95	11 Texas(19-15) 72	11 Texas(19-15) 68
10 New Mexico(26-7) 75	2 MSU 71	11 Texas(19-15) 80	11 Xavier(21-11) 68	11 Texas(19-15) 80	11 Texas(19-15) 83	11 Texas(19-15) 83	11 Texas(19-15) 95	11 Texas(19-15) 95	11 Texas(19-15) 72	11 Texas(19-15) 68
2 Michigan St.(27-6) 87	2 MSU 71	11 Texas(19-15) 80	11 Xavier(21-11) 68	11 Texas(19-15) 80	11 Texas(19-15) 83	11 Texas(19-15) 83	11 Texas(19-15) 95	11 Texas(19-15) 95	11 Texas(19-15) 72	11 Texas(19-15) 68
15 Bryant(23-11) 62	2 MSU 71	11 Texas(19-15) 80	11 Xavier(21-11) 68	11 Texas(19-15) 80	11 Texas(19-15) 83	11 Texas(19-15) 83	11 Texas(19-15) 95	11 Texas(19-15) 95	11 Texas(19-15) 72	11 Texas(19-15) 68
1 Florida(20-4) 95	1 FLA 77	11 Texas(19-15) 80	11 Xavier(21-11) 68	11 Texas(19-15) 80	11 Texas(19-15) 83	11 Texas(19-15) 83	11 Texas(19-15) 95	11 Texas(19-15) 95	11 Texas(19-15) 72	11 Texas(19-15) 68
16 Norfolk St.(24-10) 69	1 FLA 77	11 Texas(19-15) 80	11 Xavier(21-11) 68	11 Texas(19-15) 80	11 Texas(19-15) 83	11 Texas(19-15) 83	11 Texas(19-15) 95	11 Texas(19-15) 95	11 Texas(19-15) 72	11 Texas(19-15) 68
8 UConn(23-10) 67	8 UCONN 75	11 Texas(19-15) 80	11 Xavier(21-11) 68	11 Texas(19-15) 80	11 Texas(19-15) 83	11 Texas(19-15) 83	11 Texas(19-15) 95	11 Texas(19-15) 95	11 Texas(19-15) 72	11 Texas(19-15) 68
9 Oklahoma(20-13) 59	8 UCONN 75	11 Texas(19-15) 80	11 Xavier(21-11) 68	11 Texas(19-15) 80	11 Texas(19-15) 83	11 Texas(19-15) 83	11 Texas(19-15) 95	11 Texas(19-15) 95	11 Texas(19-15) 72	11 Texas(19-15) 68
5 Memphis(25-5) 70	12 CSU 71	11 Texas(19-15) 80	11 Xavier(21-11) 68	11 Texas(19-15) 80	11 Texas(19-15) 83	11 Texas(19-15) 83	11 Texas(19-15) 95	11 Texas(19-15) 95	11 Texas(19-15) 72	11 Texas(19-15) 68
12 Colorado St.(26-9) 78	4 MD 72	11 Texas(19-15) 80	11 Xavier(21-11) 68	11 Texas(19-15) 80	11 Texas(19-15) 83	11 Texas(19-15) 83	11 Texas(19-15) 95	11 Texas(19-15) 95	11 Texas(19-15) 72	11 Texas(19-15) 68
4 Maryland(25-8) 81	4 MD 72	11 Texas(19-15) 80	11 Xavier(21-11) 68	11 Texas(19-15) 80	11 Texas(19-15) 83	11 Texas(19-15) 83	11 Texas(19-15) 95	11 Texas(19-15) 95	11 Texas(19-15) 72	11 Texas(19-15) 68
13 Grand Canyon(26-7) 49	4 MD 72	11 Texas(19-15) 80	11 Xavier(21-11) 68	11 Texas(19-15) 80	11 Texas(19-15) 83	11 Texas(19-15) 83	11 Texas(19-15) 95	11 Texas(19-15) 95	11 Texas(19-15) 72	11 Texas(19-15) 68
6 Missouri(22-11) 57	11 DRAKE 64	11 Texas(19-15) 80	11 Xavier(21-11) 68	11 Texas(19-15) 80	11 Texas(19-15) 83	11 Texas(19-15) 83	11 Texas(19-15) 95	11 Texas(19-15) 95	11 Texas(19-15) 72	11 Texas(19-15) 68
11 Drake(20-3) 67	11 DRAKE 64	11 Texas(19-15) 80	11 Xavier(21-11) 68	11 Texas(19-15) 80	11 Texas(19-15) 83	11 Texas(19-15) 83	11 Texas(19-15) 95	11 Texas(19-15) 95	11 Texas(19-15) 72	11 Texas(19-15) 68
3 Texas Tech(25-8) 82	3 TTU 77	11 Texas(19-15) 80	11 Xavier(21-11) 68	11 Texas(19-15) 80	11 Texas(19-15) 83	11 Texas(19-15) 83	11 Texas(19-15) 95	11 Texas(19-15) 95	11 Texas(19-15) 72	11 Texas(19-15) 68
14 UNC Wilmington(27-7) 72	3 TTU 77	11 Texas(19-15) 80	11 Xavier(21-11) 68	11 Texas(19-15) 80	11 Texas(19-15) 83	11 Texas(19-15) 83	11 Texas(19-15) 95	11 Texas(19-15) 95	11 Texas(19-15) 72	11 Texas(19-15) 68
7 Kansas(21-12) 72	10 ARK 75	11 Texas(19-15) 80	11 Xavier(21-11) 68	11 Texas(19-15) 80	11 Texas(19-15) 83	11 Texas(19-15) 83	11 Texas(19-15) 95	11 Texas(19-15) 95	11 Texas(19-15) 72	11 Texas(19-15) 68
10 Arkansas(20-13) 79	10 ARK 75	11 Texas(19-15) 80	11 Xavier(21-11) 68	11 Texas(19-15) 80	11 Texas(19-15) 83	11 Texas(19-15) 83	11 Texas(19-15) 95	11 Texas(19-15) 95	11 Texas(19-15) 72	11 Texas(19-15) 68
2 St. John's(20-4) 83	2 ST JOHN 66	11 Texas(19-15) 80	11 Xavier(21-11) 68	11 Texas(19-15) 80	11 Texas(19-15) 83	11 Texas(19-15) 83	11 Texas(19-15) 95	11 Texas(19-15) 95	11 Texas(19-15) 72	11 Texas(19-15) 68
15 Omaha(22-12) 53	2 ST JOHN 66	11 Texas(19-15) 80	11 Xavier(21-11) 68	11 Texas(19-15) 80	11 Texas(19-15) 83	11 Texas(19-15) 83	11 Texas(19-15) 95	11 Texas(19-15) 95	11 Texas(19-15) 72	11 Texas(19-15) 68



Watch the tournament on these networks or at NCAA.COM/MarchMadness

All Times Eastern

#MARCH MADNESS
#FINALFOUR

*On March 16, the NCAA Division I Men's Basketball Committee will select eight teams to play in the First Four. These games are scheduled for March 18 and 19 in Dayton. The four winning teams will advance to first-round sites to be determined by the committee during selection weekend. First-/second-round and regional sites will be placed in the bracket by the committee on March 16.

March 20 and 22 First-/second-round sites: Denver, Lexington, Providence, Wichita.
March 21 and 23 First-/second-round sites: Cleveland, Milwaukee, Raleigh, Seattle.
March 27 and 29 regional sites: Newark, San Francisco.
March 28 and 30 regional sites: Atlanta, Indianapolis.

©2025 National Collegiate Athletic Association.
No commercial use without the NCAA's written permission.
The NCAA opposes all forms of betting.



TEXAS TECH • NOTES

ASSOCIATED PRESS TOP 25 - FINAL - RELEASED ON 3/17/25

RANK	TEAM	REC.	POINTS	PREV.
1	Duke	31-3	1463	1
2	Houston	30-4	1394	2
3	Florida	30-4	1370	4
4	Auburn	28-5	1291	3
5	St. John's	30-4	1225	6
6	Tennessee	27-7	1174	8
7	Alabama	25-8	1120	5
8	Michigan State	27-6	1080	7
9	Texas Tech	25-8	926	9
10	Louisville	27-7	809	13
11	Maryland	25-8	764	11
12	Clemson	27-6	746	10
13	Wisconsin	26-9	732	18
14	Michigan	25-9	681	22
15	Iowa State	24-9	641	12
16	Memphis	29-5	636	16
17	BYU	24-9	563	17
18	Kentucky	22-11	511	15
19	Texas A&M	22-10	457	14
20	Saint Mary's	28-5	306	20
21	Arizona	22-12	253	21
22	Purdue	22-11	227	22
23	Missouri	22-11	159	23
24	Gonzaga	25-8	151	NR
25	Oregon	24-9	115	24

Others receiving votes: Drake 107, Marquette 69, UC San Diego 57, Illinois 55, VCU 28, Creighton 28, Mississippi 13, McNeese St. 4, UConn 4, Colorado St. 4, Kansas 3, High Point 3, UCLA 3, Akron 3.

Big 12 Player of the Week

Nov. 11: Hunter Dickinson, Kansas, C, Gr.
 Nov. 18: Hunter Dickinson, Kansas, C, Gr.
 Nov. 25: Norchad Omier, Baylor, F, 5th
 Dec. 2: Keshon Gilbert, Iowa State, G, Sr. & Javon Small, WVU, G, Sr.
 Dec. 9: Keshon Gilbert, Iowa State, G, Sr.
 Dec. 16: Hunter Dickinson, Kansas, C, Gr.
Dec. 23: Darrion Williams, Texas Tech, G/F, Jr.
 Jan. 6: Javon Small, West Virginia, G, Sr.
 Jan. 13: Curtis Jones, Iowa State, G, Sr.
 Jan. 20: Javon Small, West Virginia, G, Sr.
 Jan. 27: Milos Uzan, Houston, G, Jr.
 Feb. 3: Robert Wright III, Baylor, G, Fr.
 Feb. 10: David N'Guessan, F, Sr.
Feb. 17: JT Toppin, F, Soph.
 Feb. 24: Richie Saunders, BYU, G, Jr.
 Mar. 3: Richie Saunders, BYU, G, Jr.
Mar. 10: JT Toppin, F, Soph.

Big 12 Newcomer of the Week

Nov. 11: Egor Demin, BYU, G, Fr. & Zeke Mayo, Kansas, G, Sr.
 Nov. 18: Egor Demin, BYU, G, Fr. & Josen Sanon, Arizona State, G, Fr.
Nov. 25: JT Toppin, Texas Tech, F, So.
 Dec. 2: Tucker DeVries, West Virginia, G/F, Sr.
 Dec. 9: Joshua Jefferson, Iowa State, F, Jr.
 Dec. 16: Joshua Jefferson, Iowa State, F, Jr. & Zeke Mayo, Kansas, G, Sr.
 Dec. 23: Jayden Quaintance, Arizona State, F, Fr.
 Jan. 6: Joshua Jefferson, Iowa State, F, Jr. & Noah Reynolds, TCU, G, Sr.
 Jan. 13: Joshua Jefferson, Iowa State, F, Jr.
 Jan. 20: Keyshawn Hall, UCF, G, Jr.
 Jan. 27: VJ Edgecombe, Baylor, G, Fr. & Joshua Jefferson, ISU, F, Jr.
 Feb. 3: Caleb Love, Arizona, G, Sr.
 Feb. 10: Tobe Awaka, Arizona, F, Jr.
Feb. 17: JT Toppin, F, Soph.
Feb. 17: JT Toppin, F, Soph.
 Mar. 3: Abou Ousman, Oklahoma State, F, Sr.
Mar. 10: JT Toppin, F, Soph.

Preseason Big 12 Poll

- Kansas (9 first-place votes) - 215 points
- Houston (5) - 211
- Iowa State (1) - 194
- Baylor - 185
- Arizona (1) - 179
- Cincinnati - 140
- Texas Tech - 135
- Kansas State - 133
- BYU - 116
- TCU - 90
- UCF - 83
- Arizona State - 64
- West Virginia - 62
- Oklahoma State - 46
- Colorado - 37
- Utah - 30

Preseason All-Big 12 First Team: Caleb Love, Arizona; LJ Cryer, Houston; J'Wan Roberts, Houston; Tamin Lipsey, Iowa State; Hunter Dickinson, Kansas

Preseason All-Big 12 Second Team: Norchad Omier, Baylor; Jeremy Roach, Baylor; Keshon Gilbert, Iowa State; Dajuan Harris Jr., Kansas; Coleman Hawkins, K-State

Preseason Player of the Year: Hunter Dickinson, Kansas

Preseason Co-Newcomer: Jeremy Roach, Baylor, Coleman Hawkins, K-State

GAME INFORMATION

Matchup: No. 3 Texas Tech (27-8) vs. No. 10 Arkansas (22-13)

Location: San Francisco, California

Venue: Chase Center

Tip: 7:09 p.m. (PDT), Thursday, March 27

TV: TBS or truTV

TV CALL: Kevin Harlan, Dan Bonner, Stan Van Gundy, Lauren Shehadi

Westwood Radio: Ryan Radtke, P.J. Carlesimo

TEXAS TECH SPORTS NETWORK: Geoff Haxton (play-by-play), Chris Level (analyst)

LUBBOCK – No. 3 Texas Tech and No. 10 Arkansas are set for a NCAA Tournament West Region Sweet 16 matchup at 9:09 p.m. (CDT) on Thursday at the Chase Center in San Francisco, California. The game is the 81st meeting between the two programs and will be broadcast on TBS or truTV while the Texas Tech Sports Network radio call can be heard locally on Double T 97.3 and with national radio coverage through Westwood One. The West Region semifinals begin with No. 1 Florida and No. 4 Maryland playing at 6:39 p.m. (CDT) on Thursday with the regional final set for Saturday and the winner advancing to the Final Four in San Antonio.

Tech (27-8) will matchup against the Razorbacks (22-13) who reached the Sweet 16 with a 75-66 win over No. 2 St. John's on Saturday afternoon after knocking off No. 7 Kansas in the First Round on Thursday in Providence, Rhode Island. The Red Raiders are competing in the program's 21st NCAA Tournament and are now 21-21 all-time going into their seventh trip to the Sweet 16. Tech, which is now 6-1 in the month of March as it heads to California, has now advanced to the Sweet 16 in four of the last seven national tournaments, including reaching the 2018 Elite Eight and 2019 NCAA Final Four. The Red Raiders most recently appeared in the 2022 Sweet 16 where they fell to Duke at the Chase Center in San Francisco. The program played in the regional semifinals in 1976, 1996, 2005, 2018, 2019, 2022 and now again in 2025. Tech and Arkansas have met once in the NCAA Tournament with the Razorbacks earning a 68-66 win in the 2021 NCAA Tournament Second Round at Hinkle Fieldhouse in Indianapolis. The all-time series is tied 40-40 between the former Southwest Conference rivals who played for the first time in 1942.

Grant McCasland has led the Red Raiders to the NCAA Tournament in each of his first two seasons and is in the national tournament for the third time in his career as a head coach. His 50-19 record at Tech is the best start for a head coach in program history. The team has nine players who had NCAA Tournament experience before this season: Kerwin Walton (2021, 2022 – *North Carolina; 2024 – Texas Tech); Chance McMillian (2021, 2023 – *Grand Canyon; 2024 – Texas Tech); Darrion Williams (2023 – *Nevada; 2024 – Texas Tech), Jack Francis (2024 – Texas Tech), Eemeli Yalaho (2024 – Texas Tech), JT Toppin (2024 – *New Mexico), Kevin Overton (2024 – *Drake), Elijah Hawkins (2023 – *Howard), Federiko Federiko (2023 – *Pitt). The team is comprised of five returners and eight newcomers: Walton is in his third season at Texas Tech and McMillian, Williams, Francis and Yalaho are in their second. Tech went into the transfer portal for the additions of Overton (Drake), Hawkins (Minnesota), Toppin (New Mexico), Federiko (Pitt) and Corbin Green (Air Force) while Christian Anderson, Jazz Henderson and Leon Horner are in their freshman season.

Toppin leads Tech with 18.1 points, 9.3 rebounds, 1.4 blocks and 17 double-doubles in an all-America season, Williams is at 14.7 points, 5.4 rebounds, and 3.7 assists and McMillian is scoring 14.2 points per game during a season where he's shooting 52.5/43.4/88.2. Anderson gives the Red Raiders four players averaging in double-figure scoring this season at 10.5 points per game with 17 double-figure scoring performances in his freshman season. Hawkins is now fifth nationally with a 3.40 assist-to-turnover ratio with 214 assists and only 63 turnovers this season along with scoring 9.4 points per game going into the Sweet 16.

HOW TEXAS TECH GOT HERE: Texas Tech is making its seventh trip to the NCAA Sweet 16 in program history after advancing with a 77-64 win over No. 11 Drake on Saturday in the Second Round after an 82-72 First Round victory over UNC Wilmington in Wichita, Kansas. . . The two games showed the team's versatility with contrasting styles, first going 13-for-46 from 3-point range against UNCW before outscoring Drake by a 50-20 margin inside the paint in a rare game with a season-low two 3-pointers. . . Kerwin Walton led Tech in its First Round win, scoring a career-high 27 points after going 8-for-19 on 3-pointers before not scoring against Drake. In the win over Drake, Darrion Williams scored a season-high 28 points on 11-for-18 shooting, JT Toppin recorded his 17th double-double of the season with 25 points and 12 rebounds and Elijah Hawkins provided 16 points, seven assists and did not commit a single turnover. The Red Raiders have 34 assists and only 12 turnovers through two games in the tournament. Toppin and Williams are the first two Red Raiders to score 25-plus in the same NCAA Tournament game while Walton's eight 3-pointers against UNCW established a new program record in the NCAA Tournament and the team set a new program tournament record with 13 made 3-pointers and an overall program record with 46 3-point attempts. Toppin and Williams both made 11 field goals against Drake to match the program record in an NCAA Tournament game for field goals. Hawkins was one rebound shy of a triple-double against UNCW, finishing the game by recording his sixth double-double of the season with 14 points, 10 assists and nine rebounds. His 10 assists matched a program record in the NCAA Tournament and gave him 21 career games with double-figure assists. Toppin, who swept through the all-America honors along with being named Big 12 Player of the Year, went for 12 points and 11 rebounds in the first-round win over UNCW and is now leading Tech with 18.1 points, 9.3 rebounds and 1.4 blocks per game. The pair of games in Wichita saw Toppin surpass the 1,000-point milestone and Hawkins became the program's single-season assist leader and went over 800 career assists.

The Red Raiders have gone from an unranked team throughout most of the regular season to being ranked in the Top 10 of the national polls for five straight weeks. Tech, which is No. 9 in the AP Top 25 and USA TODAY Coaches Poll, finished second in the Big 12 standings after going 15-5 in conference play, setting the program's

CONTINUED

record for most total conference victories and with eight road wins in conference play. As a program, Texas Tech is now 21-21 all-time in the NCAA Tournament. The Red Raiders were a No. 6 seed last season, falling 80-67 to NC State in the First Round in Pittsburgh. Tech advanced to the 2019 NCAA Final Four as a three-seed where it fell 85-77 in overtime to Virginia in the championship game. The Red Raiders have reached national prominence in recent years, making the NCAA Elite Eight in 2018, the final Monday night in 2019 and the 2022 Sweet 16. The program was also at its highest national seed at No. 3 – coming in 1996, 2018, 2019 and 2022.

- Team success has led to an influx of postseason awards for the Red Raiders, headlined by McCasland being named a Werner Ladder Naismith Coach of the Year semifinalist and Toppin to the Jersey Mike's Player of the Year semifinalist list. Toppin has earned all-America honors, Big 12 Player of the Year, Big 12 Newcomer of the Year, All-Big 12 First Team and All-Big 12 Newcomer Team while Williams earned All-Big 12 First Team, McMillian was selected to the All-Big 12 Second Team and Christian Anderson secured All-Big 12 Freshman Team in the conference's postseason honors. Toppin, Williams and McMillian are NABC Gulf All-District First-Team selections. Toppin is the first player in Big 12 history to earn player and newcomer of the year honors and is the second Red Raider to be named Big 12 Player of the Year with Jarrett Culver taking the honor in 2019. He was named to AP All-America Second Team, NABC All-America Second Team, USBWA All-America Second Team, The Sporting News All-America Second Team, is a Karl Malone Award Finalist, Naismith Player of the Year Semifinalist and was a Big 12 All-Tournament selection. . . The Red Raiders came into this season without a single player being named to the All-Big 12 Preseason Team
- The Red Raiders are currently ranked No. 9 in the Associated Press Top 25 and USA TODAY Sports Coaches Poll along with being at No. 7 in the NCAA NET and No. 8 on Kenpom ratings. . . Tech was unranked for the majority of the season but has been in the AP Top 10 for five straight weeks, passing the program's previous longest stretch in the 2017-18 season. . . The Red Raiders appeared in the AP Top 25 for the first time this season at No. 22 on January 27. . . As a program, Tech has appeared in the national rankings for a program-best eight straight seasons
- Tech's 27 victories this season pushes the program to 25 wins or more in a season for the sixth time in program history. . . The 2021-22 team went 27-10 for the previous most wins before this year's team matched the 27 wins on Saturday night. . . The program record for wins came in the run to the 2019 Final Four, going 31-7 in the 2018-19 season
- Tech leads the Big 12 and is sixth nationally with a 1.71 assist-to-turnover ratio after having 13 assists and only five turnovers against Drake. . . Through two NCAA Tournament games, Tech has 34 assists and only 12 turnovers
- Toppin has now scored 20 or more points in 15 games this season, passing Jarrett Culver (2018-19) who had 13 games of 20 or more as a sophomore during the run to the 2019 Final Four. . . His 18.1 points per game is also the most for the program since Culver averaged 18.5 in the 2018-19 season with the program record being 24.5 from Greg Lowery in the 1971-72 season where he posted 19 games of 20-plus scoring. . . Toppin, who scored a career-high 41 points in a double-overtime win over Arizona State during the regular season, was only behind Keyshawn Hall (UCF) and Javon Small (WVU) who averaged 18.5 points per game through the regular season in the Big 12. . . His 17 double-doubles are only behind Tony Battie's 20 during the 1996-97 season in the Tech record book and are the 8th most nationally
- Texas Tech entered the postseason after matching a Big 12 and program record with only two turnovers at Arizona State in the regular-season finale and are on a nine-game streak of 10 turnovers or less after having only five turnovers against Drake. . . The Red Raiders have had 10 or less turnovers in 22 games this season and eight or less in the last seven games. . . The two turnovers at ASU were the second time the program has accomplished the rare feat, the last time coming in 2021 against West Virginia. . . Only Oklahoma State (2012) and Kansas (2024) have also done it in Big 12 history. . . Tech's previous low this season was three turnovers in a win over Syracuse in the Legends Classic in non-conference play and only five in a road win at Utah
- The Red Raiders went 8-2 on the road this season, surpassing 2018-19 (6-3 total) and 2006-07 (6-5 total) for the most road wins in Big 12 play in the program's history. . . The 1995-96 team was 11-0 on the road for the overall program record. . . Tech is currently 4-3 in neutral-court games this season, earning a win over Syracuse in the Legends Classic (Brooklyn), against Baylor in the Big 12 quarterfinals, and against Drake and UNCW in the NCAA Tournament in Wichita. . . Tech lost to Saint Joseph's in Brooklyn, dropped a contest to Texas A&M in Fort Worth on December 8 and fell to Arizona in the Big 12 semifinals
- Texas Tech went 15-3 on its home court this season, having outscored its opponents on its home court by an 18.8 scoring margin. . . Tech averaged 83.7 points per game at home with Toppin averaging 19.7 points and 10.5 rebounds at the USA. . . The Red Raiders secured back-to-back seasons with 15 home victories and the program's eighth season of 15-plus wins at home. . . The program went 18-0 on its home court during the 2021-22 season for the best home stretch. . . McCasland has led Tech to a 30-5 home record in his two seasons
- Texas Tech has already made the most total 3-pointers (353) in program history overall and in Big 12 play. . . Tech's average of 10.1 3-pointers per game is above the previous record of 8.5 which was set last season. . . Tech has currently made 353-for-952 of its 3-point attempts (37.1 percent), passing the previous record of 289 from last season (34 games). . . The Red Raiders have made 10 or more 3-pointers in a program record 21 games this season, including setting a program-high in the NCAA Tournament with 13 against UNC Wilmington. . . Against Baylor in the Big 12 quarterfinals, Tech set a program record by making 12 3-pointers by halftime. . . Through two NCAA Tournament games, Tech is 15-for-60 from 3-point range
- Texas Tech is currently third in the Big 12 and 35th nationally in 3-point percentage (37.1). . . The Red Raiders are making 10.1 3-pointers per (23rd nationally), including matching the program record for the third time this season with its 16 3-pointers against Colorado in the home finale after also hitting the mark at Oklahoma State and in the season-opener against Bethune-Cookman. . . Tech has now made 13 or more 3s in nine games this season. . . The 15 3-pointers at Kansas came after three games with 10 or less following the six-game streak. . . The 46 attempts against UNCW from beyond the arc established a new program record which was at 43 attempts (against Kansas

SEASON/CAREER PRODUCTION

Double-Figure Scoring	2024-25	NCAA
Elijah Hawkins	16	78
Chance McMillian	24	72
Darrion Williams	25	56
JT Toppin	26	49
Kerwin Walton	10	37
Kevin Overton	10	29
Christian Anderson	17	17
Federiko Federiko	3	13
Eemelie Yalaho	1	2
Double-Figure Rebounding		
JT Toppin	17	34
Darrion Williams	1	22
Federiko Federiko	1	6
Double-Figure Assists		
Elijah Hawkins	7	21
Darrion Williams	1	1
Double-Doubles		
JT Toppin	17	29
Elijah Hawkins	6	16
Darrion Williams	1	11
Federiko Federiko	1	3
20+ Scoring		
JT Toppin	15	18
Chance McMillian	4	8
Elijah Hawkins	1	7
Darrion Williams	7	8
Christian Anderson	3	3
Kevin Overton	2	5
Kerwin Walton	2	3
Federiko Federiko	1	2



Grant McCasland helped the USA claim the gold medal at the 2024 FIBA Men's U18 AmeriCup with a 110-70 win over Argentina. McCasland serves as an assistant coach for the USA Basketball Men's Junior National Team with Tommy Lloyd and Micah Shrewsberry.

RED RAIDER 20-WIN SEASONS (18 in 100 seasons)

- 1939-40:** 21-7 - Berl Huffman
- 1948-49:** 21-9 - Polk Robison
- 1953-54:** 21-5 - Polk Robison
- 1975-76:** 25-6 - Gerald Myers
- 1976-77:** 20-9 - Gerald Myers
- 1984-85:** 23-8 - Gerald Myers
- 1994-95:** 20-10 - James Dickey
- 1995-96:** 30-2 - James Dickey
- 2001-02:** 23-9 - Bob Knight (*first season)
- 2002-03:** 22-13 - Bob Knight
- 2003-04:** 23-11 - Bob Knight
- 2004-05:** 22-11 - Bob Knight
- 2006-07:** 21-13 - Bob Knight
- 2017-18:** 27-10 - Chris Beard
- 2018-19:** 31-7 - Chris Beard (*program wins record)
- 2021-22:** 27-10 - Mark Adams (*first season)
- 2023-24:** 23-11 - Grant McCasland (*first season)
- 2024-25:** 27-8... - Grant McCasland

earlier this season) . . . The Red Raiders are attempting 27.2 3-pointers per game, the second most in the Big 12 and 27th most nationally. . . The team is coming off a season-low two 3-pointers made in the win over Drake with the previous low being three in a loss to UCF. . . In Big 12 play, Texas Tech was 203-for-555 (36.6 percent) during the 20-game schedule

- Tech comes into the NCAA Tournament Sweet 16 with six players who have made 35 or more 3-pointers this season: McMillian (69-for-159, 43.4%), Anderson (68-for-176, 38.6%), Walton (61-for-153, 39.9%), Hawkins (52-for-161, 32.3%), Williams (43-for-123, 35.0%), Overton (37-for-113, 32.7%)

- Tech has recorded double-digit assists in all 35 games this season after posting 21 in the NCAA Tournament First Round against UNCW and 13 against Drake on 28 makes. . . In the Big 12 quarterfinals, Hawkins had 11 assists against Baylor to lead the team in assists while McMillian posted a career-high six assists in Tempe in the regular-season finale. . . Tech had a season-high 30 assists in a non-conference game against Arkansas-Pine Bluff and a Big 12-best of 25 in the road win at Oklahoma State. . . The team is averaging 17.0 assists through two NCAA Tournament games and 16.7 for the season

- The Red Raiders are third in the Big 12 at the free-throw line with a 76.4 percent age after going 19-for-22 in the win over Drake. . . The Red Raiders have made 13.9 free throws per game this season with a streak of double-figure makes at the charity stripe in six straight games. . . Tech made a season-best 24 free throws in an overtime win at Houston (24-of-34) and also in a non-conference win over Northern Colorado where it was 24-for-26 (92.3%). . . As a team, Tech has shot over 85 percent at the line in nine games this season and is currently 34-for-45 (75.6 percent) through its two NCAA Tournament games

- Texas Tech has seen eight different starting lineups this season. . . The starting lineup of Williams, Walton, Toppin, McMillian and Hawkins improved to 17-5 after the quarterfinal win over Baylor. . . Walton is the only Red Raider to start all 35 games this season. . . The starting lineup of Williams, Walton, Toppin, Hawkins and Anderson improved to 3-0 with the win over Drake

- The 80.8 ppg. scoring average is the most for the program since the 1994-95 team averaged 88.8 points per game throughout its season and the 78.3 per conference game is second within the program records with the 2001-02 team averaging 79.4 in 16 games. . . Recorded program's highest scoring performance in a Big 12 game with 111 points at home against Arizona State on February 12 and also scored 101 points against Lamar in its final non-conference game. . . Only the second time ever in a Big 12 game with 100-plus points following a 102-75 win over Texas A&M (2/7/1998). . . Tech averaged 74.4 points per Big 12 game last season and 71.9 in 2018-19 during its championship run. . . Six players have led Tech in scoring this season with Toppin being the high-scorer in 17 games and Williams now at 8 after his 28 points against Drake. . . Tech finished the regular season third in the Big 12 in scoring average with Arizona at 82.0 ppg.

- Tech has won 19 games by double figure margins, including going 9-0 in Big 12 games in that category. . . The Red Raiders have limited 10 opponents under 60 points this season, including eight in conference play. . . The 51 points by West Virginia was the lowest for a Big 12 opponent this season. . . Tech was 10-2 when holding Big 12 teams under 70. . . The Red Raiders are now 19-2 when the opponent scores under 70 and own a 13.2 scoring margin of victory which ranks 9th nationally

- Tech currently has four players who have surpassed the 1,000-point scoring mark: McMillian (1,453), Hawkins (1,388), Williams (1,097), Toppin (1,007). . . Williams reached the milestone at TCU and Toppin with his 25 points against Drake in the last game this season. . . Walton is next on the milestone watch list having scored 937 career points

- The 38-point win at Oklahoma State was the largest margin of victory in a Big 12 road game in program history. . . The 38-point win on the road surpassed a 30-point win at Iowa State (2/22/2020) for the road record and was the second most in any Big 12 game with a 46-point win over TCU (2/10/2020) at home as the overall program record. . . The 28-game point win at Arizona State also followed a 28-point win at Utah

- Tech is playing its 100th season and has now won 20-plus games 18 times. . . McCasland joins Bob Knight as the only two coaches in program history with 20-plus wins in their first two seasons after Knight's teams accomplished it in 2001-02 and 2002-03. . . In 11 seasons as an NCAA coach, McCasland has now won 20 or more games 10 times with the only exception coming in an 18-win year in 2020-21 at UNT with reduced games because of Covid restrictions

- Tech's 111 points against Arizona State and 93 at Oklahoma State was the first time since the 2001-02 season with back-to-back games of 90-plus scoring games in Big 12 play

POSTSEASON AWARDS - IN ORDER OF ANNOUNCEMENTS

JT Toppin - (Big 12 Player of Year, Big 12 Newcomer of Year, Big 12 1st Team, All-Newcomer Team)
 Darrion Williams - All-Big 12 First Team
 Chance McMillian - All-Big 12 Second Team
 Christian Anderson - All-Big 12 Freshman Team
 JT Toppin - The Sporting News All-America Second Team
 JT Toppin - Jersey Mike's National Player of Year Semifinalist (1 of 10)
 Grant McCasland - Werner Ladder National Coach of Year Semifinalist (1 of 10)
 Darrion Williams, Chance McMillian, JT Toppin - NABC Gulf All-District
 JT Toppin - AP All-America Second Team
 JT Toppin - NBCA All-America Second Team
 JT Toppin - USBWA All-America Second Team

SEASON AWARDS

JT Toppin - Big 12 Newcomer of the Week (November 25)
 Darrion Williams - Big 12 Player of the Week (December 23)
 Darrion Williams - Oscar Robertson Trophy Midseason (February 3 - 1 of 50 nationally)
 JT Toppin - Karl Malone Award Watch List (February 6 - 1 of 10 nationally)
 JT Toppin - Big 12 Player of the Week (February 17)
 JT Toppin - Big 12 Newcomer of the Week (February 17)
 JT Toppin - Associated Press National Player of the Week (February 18)
 Grant McCasland - Naismith Coach of the Year Watch List (February 21 - 1 of 15 nationally)
 JT Toppin - Big 12 Newcomer of the Week (February 24)
 JT Toppin - Karl Malone Award Finalist (March 6 - 1 of 5 nationally)
 JT Toppin - Big 12 Player of the Week; Big 12 Newcomer of the Week (March 10)

RECORD BY STARTING LINEUP (IN ORDER OF FIRST TIME - BOLD MOST RECENT)

1. Williams • Walton • Toppin • McMillian • Overton (1-0)
2. Williams • Walton • Toppin • McMillian • Cambridge (2-0)
3. Williams • Walton • Toppin • McMillian • Hawkins (17-5)
4. Williams • Walton • McMillian • Hawkins • Federiko (2-1)
5. Williams • Walton • McMillian • Hawkins • Yalaho (1-0)
6. Walton • McMillian • Hawkins • Toppin • Federiko (1-0)
7. **Walton • Hawkins • Toppin • Williams • Anderson (3-0)**
8. Walton • Hawkins • Toppin • Federiko • Anderson (0-2)

RECORD BREAKDOWN

	OVERALL	BIG 12
At Home	15-3	7-3
On Road	8-2	8-2
At Neutral Sites	4-3	0-0
Against Top-10 Opponent	1-2	1-2
Against AP Top-25	1-4	1-3
Overtime Games	2-1	2-1
Double-Figure Margins	19-0	9-0
Games Decided by 10 Pts or Less	2-3	2-2
Games Decided by 5 Pts or Less	6-4	4-2
Games Decided by one possession	2-3	1-2

SCORING

Texas Tech Leads at Halftime	23-1	12-1
Texas Tech Trails at Halftime	3-7	3-4
Tied at Halftime	1-0	0-0
Texas Tech Scores Less Than 60	0-0	0-0
Texas Tech Scores 60-69	2-3	2-2
Texas Tech Scores 70-79	9-2	5-1
Texas Tech Scores 80-89	7-3	3-2
Texas Tech Scores 90+	6-0	3-0
Texas Tech Scores 100+	2-0	1-0
Opponent Scores Less Than 50	1-0	0-0
Opponent Scores Less Than 60	10-0	8-0
Opponent Scores 60-69	8-2	2-2
Opponent Scores 70 -79	6-2	3-0
Opponent Scores 80-89	1-4	1-3
Opponent Scores 90-plus	1-0	1-0

HIGH/LOW SEASON PERFORMANCES

TTU High Scoring	111 vs. ASU (20T 5 win margin); 101 vs. Lamar (44 win margin)
TTU Largest Margin of Victory	47 points vs. Wyoming (96-49); 44 points vs. Lamar (101-57)
TTU Low Scoring	61 at K-State (4-point win); 67 vs. Texas A&M (5-point loss)
Opponent High Scoring	106 by ASU (2 OT - 5 win margin); 87 by UCF (4 loss margin)
Opponent Low Scoring	49 by Wyoming (47 loss margin); 51 by West Virginia
Largest Halftime Lead	27 vs. Lamar (led 49-22); 26 vs. Wyoming (led 46-20)
Largest Halftime Deficit	(10) 45-35 vs. St. Joseph's; (6) 47-41 vs. UCF
Highest Halftime Points	52 vs. Baylor (3/13/2025)
Lowest Halftime Points	31 vs. Saint Joseph's (tied) and Texas A&M (down 3)
Player Points at Half	18 (Toppin vs. ASU / at Kansas); 17 (Williams vs. Bethune)
Opponent Low Halftime Points	19 by ORU (Tech led 41-19); 22 by Lamar (Tech led 49-22)
Largest Runs	17-0 vs. Bethune; 17-0 vs. ORU; 13-0 at K-State; 13-0 vs. Arizona

CONTINUED

• Toppin's career-high 41 points against ASU is the most by a Big 12 player this season and tied for the 17th most in the nation... He was the first Red Raider to go over 40 points since Jarrius Jackson scored 41 at Nebraska in 2006... His 41 points has only been topped by six other performances in Tech history... Dub Malaise owns the single-game scoring record with 50 points at Texas in 1966... Toppin was the first Red Raider since Keenan Evans (2018) with back-to-back 30-plus scoring games... According to ESPN Stats and Info, Toppin is the first player this season with consecutive games with 30 points and 10 rebounds and first since Oklahoma's Blake Griffin in 2010... For the week that earned him national and conference honors, Toppin averaged 36.5 points, 13.5 rebounds and shot 29-for-39 (74.4 percent)... Malaise maintains being the only Texas Tech player with three straight games of 30-plus with 43 at TCU, 40 against Texas A&M and the program record of 50 at Texas in 1966

• Tech is 2-1 in overtime games this season and improved to 9-11 in double-overtime games in program history... The Red Raiders earned an 82-81 overtime win at Houston after dropping an 85-84 overtime decision against Iowa State at home on January 11

McCasland is now 261-108 (70.7%) in his NCAA career, including his Texas Tech records of 50-19 overall (69 games – 72.5%), 26-12 in Big 12 games, 30-5 at home and 12-8 in true road games. He is now 3-3 in the NCAA Tournament in his career. McCasland has also been the head coach at Midwestern State (56-12 record / 2 seasons), Arkansas State (20-12 / 1 season) and North Texas (135-65 / 6 seasons). Along with coaching Texas Tech, McCasland is also an assistant coach for the USA Basketball Men's Junior National Team which won the 2024 FIBA U18 AmeriCup last summer in Buenos Aires and will compete in the 2025 FIBA U19 World Cup from June 28-July 6 this summer in Lausanne, Switzerland. McCasland's roster has 13 players on it this season, including two fifth-year seniors (McMillian, Kerwin Walton), two seniors (Hawkins, Federiko Federiko), three juniors (Jack Francis, Corbin Green, Williams), three sophomores (Overton, Toppin, Yalaho) and three freshmen (Anderson, Jazz Henderson, Leon Horner). McCasland is a 2025 Werner Ladder Naismith Men's College Coach of the Year Semifinalist presented by AXIA Time that was announced last Friday. As an assistant coach at Baylor, McCasland helped lead the Bears to the 2011-12 Elite Eight and 2013-14 Sweet 16. Baylor appeared in four NCAA Tournaments four times with McCasland as an assistant. At North Texas, McCasland led his team to the second round in 2020-21 after a 78-69 overtime win over Purdue in a 13-4 first-round matchup. He is 2-1 as Tech's head coach in the NCAA Tournament and the fastest to 50 wins in program history.

Toppin has earned All-America Second Team from the AP, NABC, USBWA and The Sporting News after being named the Big 12 Player of the Year, Big 12 Newcomer of the Year, All-Big 12 First Team, All-Big 12 Newcomer Team, Big 12 All-Tournament this postseason. He is also a 2025 Jersey Mike's Naismith Trophy Men's College Player of the Year semifinalist, earning his way into the group after not being on a watch list throughout the season. A sophomore from Dallas, Toppin comes into the NCAA Sweet 16 with 1,007 points and 29 double-doubles in his career

after going off for 25 points and 12 rebounds in the win over Drake after 12 points and 11 rebounds in the victory over UNCW. He had two blocks in both games to start the tournament. Toppin leads the Red Raiders with 18.1 points, 9.3 rebounds, 1.4 blocks and 26 double-figure scoring performances this season. A participant in the 2024 NBA Draft Combine, he has scored 30-plus in three games, including a career-high 41 points in a double-overtime win over Arizona State where he also had 15 rebounds. For his career, Toppin now has 29 double-doubles and 18 games of 20-plus scoring through 67 games. He recorded his 16th double-double of the season with 26 points and 10 rebounds in the Big 12 Championship quarterfinal win over Baylor and has recorded a double-double in five of the last six games. Through two NCAA Tournament games, Toppin is averaging 18.5 points and 11.5 rebounds in the pair of wins to advance. His game against Baylor in the Big 12 quarterfinals was his third straight double-double, each coming with him scoring over 25 points before having that streak end with 11 points and six rebounds against Arizona in the Big 12 semifinal loss. He finished the regular season with 14 double-doubles following 25 points and 11 rebounds at Arizona State in a game where he was 10-for-19 from the field. He now has 15 games this season with 20-plus points and nine with 10 or more makes after going 11-for-13 in the win over Drake. Toppin has led Tech in scoring in 17 of the 31 games he's played in. He was a two-time Big 12 Player of the Week and also a four-time Big 12 Newcomer of the Week. He had a streak of four straight double-double going with 14 points and 11 rebounds at TCU after a week where he had a career-high 41 points against Arizona State before posting 32 points and 12 rebounds in the 38-point road win at Oklahoma State. He had already scored 17 points at halftime against OSU and finished the game shooting 12-for-17 and had 16 points in the second half against West Virginia. In his career-high performance at home against ASU, he had 18 points at halftime, 33 at the end of regulation and finished with 41 points and 15 rebounds for his ninth double-double. His 41 points were the most by any Big 12 player this season. His 21st career double-double also came with him grabbing seven offensive rebounds and going 17-for-22 from the field in the first matchup against ASU – a new Tech record with 17 makes in a Big 12 game (previous Jarrius Jackson – 15 in 2006 at Nebraska). The 17 makes were one off the record in all games from Dub Malaise (1966) and Jim Reed (1954) who both made 18 shots in a game. His 41 points were also the most for a Red Raider since Jackson had 41 points in that game and the most for a Texas Tech sophomore since Mike Singletary scored 43 points against Texas A&M in the 2009 Big 12 Tournament. Toppin's 41 points ranks as the seventh most in the record book. The Naismith Hall of Fame nominated as a finalist for the Karl Malone Award. Toppin missed the final four non-conference games before returning to the court against UCF to record his fifth double-double of the season (17th career) where he finished with a season-high 26 points, 10 rebounds and matched a season-best with four blocked shots. His 12 offensive rebounds against Saint Joseph's were the second most in Texas Tech program history – only behind Will Flemons who had 15 against Houston on February 14, 1990. Toppin transferred to Tech after being named the Mountain West Conference Freshman of the Year last season following a freshman season at New Mex-

ico where he averaged 12.4 points and 9.1 rebounds. He also provided 68 blocked shots, 38 steals and recorded 12 double-doubles which was tied for the 38th most in the nation. Toppin returned to his home state after a freshman season where he recorded 23 double-figure scoring performances in 35 games. His first career double-double came with 15 points and 10 rebounds against UT Arlington and was highlighted by him going for a career-high 27 points and 11 rebounds against Toledo. Averaging 1.9 blocks per game as a freshman, he had a career-best five blocks in games against San Diego State, San Jose State and UNLV. His 12th double-double of the season came with him going off for 13 points and 11 rebounds against San Diego State in the MWC tournament. Toppin finished his first collegiate season going 193-for-310 (62.3 percent) from the field with 11 3-pointers. He was ranked No. 12 in ESPN's transfer rankings and was the third-best transfer still available when he signed on May 28. His 29 career double-doubles leads Tech and his 17 this season are only behind Tony Battie who had 20 during the 1996-97 season in the Texas Tech record book. Toppin's list of season awards also includes Karl Malone Award Finalist (March 6), Big 12 Newcomer of the Week (Nov. 25), Big 12 Player of the Week (Feb. 17), Big 12 Newcomer of the Week (Feb. 17), AP National Player of the Week (Feb. 18) and Big 12 Newcomer of the Week (Feb. 24).

Williams is leading the Red Raiders with 20.5 points per game through two NCAA Tournament games after a season-high 28 points against Drake after posting 13 points and nine rebounds against UNCW. A Sacramento, California native, he earned All-Big 12 First Team and NABC Gulf All-District honors and is currently averaging 14.7 points, 5.4 rebounds, 3.7 assists and 1.2 steals per game after also going for 14 points and eight rebounds against Baylor in the Big 12 quarterfinals. Along with his scoring against Drake, Williams had five assists, six rebounds and zero turnovers to help lead the team to the Sweet 16. His 28 points against Drake surpassed his previous season-high of 27 points in a double-overtime win over Arizona State earlier this season. He did not play in the Big 12 Championship semifinals against Arizona with a lower leg injury before returning to the starting lineup in the NCAA Tournament. Against Baylor in the Big 12 quarterfinals, he was 4-for-6 from 3-point range in the quarterfinal win and has now made 43 3-pointers this season and 122 in his career. He scored 11 points in the home win over Colorado after he made the game-winning 3-pointer at Kansas in the final 90 seconds and finished with 14 points, nine rebounds and four assists in the road win. He ranks 14th in the Big 12 in scoring and in assists per game. Williams is at 1,097 career points – reaching the 1,000-point career milestone earlier this season with team-high 21 points on 9-for-15 shooting at TCU. He scored a previous season-high 27 points in the overtime win at home over Arizona State by going 10-for-18 from the field, 2-of-4 from 3-point range and 5-of-6 at the free-throw line. A junior in his second season at Tech, he made a career-high five 3-pointers and finished with 17 points at Arizona after also dropping 17 on Baylor in a home win. The USBWA had identified Williams as a candidate for the Oscar Robertson Trophy Midseason Watch List (1 of 50 nationally). His second season at Tech also includes him nailing the game-tying 3-pointer at Houston with 26 seconds remaining

in regulation to force overtime. A starter in 65 games in his two seasons at Texas Tech, he had scored in double figures in 14 straight games after leading the Red Raiders with 16 points in the win at K-State following going for 15 points, six rebounds and two assists against Iowa State. Williams was 7-for-15 from the field against K-State with one 3-pointer and made his final basket with 17 seconds remaining to push the lead to four. At Utah, he had 19 points and nine assists which was his sixth game with 19 or more points this season and his fourth game with eight or more assists before scoring 18 points on 7-for-11 shooting at BYU. He earned Big 12 Player of the Week after going off for a season-high 23 points in the win over Lamar along with providing nine assists against ORU in the two games leading into conference play. It was his second Big 12 Player of the Week honor in his career after winning it in the final week last season. His previous season-best 23 points against Lamar came with him matching a previous career-high by making four 3-pointers. He had produced 20-plus points in three straight games after going for 20 points, six rebounds, three assists and three steals in the win over DePaul along with scoring a team-high/season-high 21 points against Northern Colorado to go along with 10 rebounds for his first double-double of the season and the 11th of his career. In Brooklyn, he earned Legends Classic All-Tournament honors after leading the Red Raiders with a season-high 20 points against Syracuse in a game where he also had six rebounds and three assists. He recorded a career-high 11 assists and nearly became the third Red Raider in history to have a triple-double after adding eight points and eight rebounds in the win over Northwestern State. Williams is Tech's leading returner from last year's roster with 11.4 points, 7.5 rebounds and nine double-doubles after a sophomore season where he earned All-Big 12 Third Team and All-Big 12 Newcomer Team honors. He made 33 starts last season, scoring in double-figures in 19, including a program-best performance where he went 12-for-12 from the field and scored 30 points in a 79-50 home win over No. 6 Kansas. A Sacramento, California native who played his freshman season at Nevada, he finished his first season at Tech shooting 131-for-265 (49.4 percent) from the field and 44-for-96 (45.8 percent) on 3-pointers along with providing 82 assists, 38 steals and 11 blocked shots. In Big 12 play last season, Williams averaged 13.1 points per game and was 23-for-44 on 3-pointers which is the second best in program history for percentage at a 52.3 percent. He established a career-high with 14 rebounds in a non-conference win over Texas A&M-Corpus Christi and had his ninth double-double of the season with 16 points and 11 rebounds in a win over Baylor in the regular-season finale. His 19th double-figure scoring performance of his sophomore season came with 10 points against NC State in the NCAA Tournament. Williams is in his third trip to the NCAA Tournament and has 1,097 points, 660 rebounds and 291 assists through 98 career games.

McMillian earned All-Big 12 Second Team and NABC Gulf All-District First Team honors and leads the Big 12 by shooting 43.4 percent (69-for-159) from 3-point range this season. At the Big 12 tournament, he left the game against Baylor with an upper body strain and did not return in the second half. He has not played since, missing the semifinals against Arizona and the games against Drake and UNCW. A starter in

30 games this season, McMillian has made three or more 3-pointers in 13 games and leads the team with his 69 makes from beyond the arc. He had a season-high five 3-pointers in two games, first against Texas A&M and then again against Baylor, and also has 24 games in double-figure scoring with four over 20 this season. Among active NCAA players, McMillian is 30th by shooting 40.8 percent from 3-point range and 63rd with 243 made 3-pointers. He played in two NCAA Tournaments while at Grand Canyon and with the Red Raiders last season. He has led the team in scoring in seven games this season, most recently with 19 points in a home win over Baylor and with season-highs of 23 against Texas A&M and at Houston. A Vallejo, California native, he entered the postseason after going 3-for-4 against Colorado from 3-point range and finishing with 15 points. He is 10th in the Big 12 with 2.30 made 3-pointers per game and is 15th by averaging 14.3 points per game. During the regular season, McMillian returned from missing two games with a lower body injury to provide nine points, two assists and two steals in the win at Kansas. A fifth-year senior, he matched a season-high with five 3-pointers at TCU and finished with 19 points in the loss before missing the games against West Virginia and Houston with his injury. A starter in 30 games this season, including matching a season-high with 23 points at Houston where he made two 3-pointers and was 7-of-7 at the free-throw line, he has now made three or more 3s in 13 games this season. He has made 13 straight free throws (67-of-76 / 88.2 percent for the season) after sealing the win at KU by making two with seven seconds remaining but not attempting one in the past three games. McMillian forced overtime in the first matchup against Arizona State with an offensive rebound and putback in the final second of regulation and finished with 14 points in the double-overtime win where he was 7-for-7 at the free-throw line. At OSU, he went 4-for-4 at the free-throw line. Against Baylor, he went 5-for-11 on 3-pointers and scored a team-high 19 points. McMillian has led Tech in scoring in five games this season and has scored 20 or more points in eight games in his career after also having a three-game streak which was capped by 20 points against ORU where he went 8-for-9 from the field and 3-of-4 from 3-point range. He made five 3-pointers for the first time this season and finished with a game-high 23 points in the loss against Texas A&M after he had led Tech with 22 points in the win over DePaul. He leads Tech by playing 33:02 minutes per game with a season-high 48:48 against Arizona State, 42:38 at Houston, and 42:32 against Iowa State where he had 18 points and eight rebounds in the overtime loss. Last season, McMillian averaged 10.8 points per game and was 65-for-168 (38.7 percent) on 3-pointers in his first season as a Red Raider where he recorded 18 double-figure scoring performances that included a career-high 27 points at Oklahoma where he went 6-for-8 on 3-pointers. McMillian was selected as the Big 12 Newcomer of the Week twice last season, the first time against going off for 24 points at Butler where he went 8-for-10 on 3-pointers. He finished the year 40-for-44 at the free-throw line, including going 26-for-28 in conference play. McMillian is currently 243-for-595 (41.0 percent) on 3-pointers in his career. He has recorded 1,453 points, 244 assists, 100 steals, 483 rebounds and 72 double figure scoring performances through 154 games played in his career.

Hawkins has established a new Texas Tech single-season program record with 214 assists this season and now has 806 assists, 1,388 points and 221 steals through 125 career games. A Washington, D.C. native in his first season at Texas Tech, he leads the Big 12 (12th nationally) with 6.5 assists per game, 214 total for the season and is fifth nationally with a 3.40 assist-to-turnover ratio after going off for 14 points, 10 assists and nine rebounds in the win over UNCW and then 16 points, seven assists and zero turnovers against Drake. Through two NCAA Tournament games, he is averaging 15.0 points, 8.5 assists and only 1.5 turnovers per game. He was 10-for-11 from the free-throw line against Drake and is now 79-for-93 (84.9 percent) for the season at the line. His 10 assists against UNCW matched a program record in the NCAA Tournament and gave him 21 double-figure assist games in his career and 16 double-doubles (six this season). He also established a new Texas Tech record in Big 12 tournament games with 11 assists against Baylor in the Big 12 quarterfinals. In the Texas Tech record book, Hawkins passed John Roberson who had held the single-season record of 212 during the 2008-09 season. Against Baylor, he added 12 points in the quarterfinal win for his fifth double-double of the season. He had a season-high 12 assists at Arizona during the regular season while at Houston he finished with 17 points, six rebounds and four assists - going 4-for-7 on 3-pointers and 5-of-5 at the free-throw line. Hawkins now has 21 career games with 10 or more assists after he posted 131 assists and only 34 turnovers in Big 12 games this season. In Tucson, he added 10 points to his 12 assists to record his fourth double-double of the season and the 14th of his career. A senior point guard, in his first season at Texas Tech, Hawkins dished out nine assists in the home win over Arizona in the first matchup following his third double-double of the season with 14 points and 10 assists at Kansas State. His 10 assists at K-State included the final possession where he found Williams who made a layup to extend the lead to four with 17 seconds remaining after he had put Tech up two with a layup of his own. He had recorded his 17th career game with double-digit assists after contributing 10 assists with zero turnovers against Iowa State in an overtime game where he also had seven points. He scored a season-high 22 points with a career-best six 3-pointers at BYU after recording the 12th double-double of his career with 12 points and 10 assists in the win against Utah. Hawkins has scored in double figures in 16 of 33 games played this season. For his career, Hawkins is 186-for-518 (35.9 percent) on 3-pointers with a previous career-high five 3-pointers made last season against Coppin State. He had recorded his 11th career double-double and first of this season against UAPB after providing 11 assists, 10 points and five steals in his first start as a Red Raider. He made his Texas Tech debut by going for a team-high five assists and adding seven points in just under 13 minutes of play against Wyoming and has recorded three or more assists in every game he's played this season. Last season, Hawkins was second nationally last season with 7.5 assists per game at Minnesota where he also averaged 9.5 points and had six double-doubles as an All-Big 10 honorable mention selection before transferring to Texas Tech to play his final season. Hawkins scored a career-high 24 points against Ohio State last season and had a 17-assist performance against IU Indy in a non-conference win for his

CONTINUED

career-best. He began his collegiate career with two seasons at Howard before playing one at Minnesota. Last season, he had eight games with double-figure assists, including dishing out 15 assists and scoring 11 points in a win over Butler in the NIT and also having double-doubles against Nebraska (12p/11a), Maine (12p/10a), Northwestern (13p/10a) at home, Illinois (12a/10p) and at Northwestern (14p/10a). He has a team-high 76 games with double-figure scoring performances in his career. Hawkins currently has 1,388 points, 802 assists and 222 steals through 125 games played in his career. At BYU, in his season-high scoring performance, Hawkins was 7-for-12 from the field and 6-for-9 on 3-pointers (career-high) to give him 22 points. He scored 13 of those 22 points in the second half where he was 3-for-3 from 3-point range. Hawkins played in the NCAA Tournament for the first time in 2023 while at Howard. He enters the NCAA Tournament's second weekend with 344 made free throws in his career and as the team's leader with his 78 double-figure scoring performances. He has led Tech in assists 25 times this season.

Walton went off for a career-high 27 points and eight 3-pointers made in the NCAA Tournament First Round win over UNCW before not scoring against Drake. For the season, Walton is now 61-for-153 (39.9 percent) from 3-point range and is averaging 6.2 points per game. He has made 230 3-pointers in his career, a 42.0 percentage which ranks 18th in the NCAA. A fifth-year senior, he's playing in his fourth NCAA Tournament and came into the national event after going for 13 points with two 3-pointers against Arizona in the Big 12 semifinals after he scored 12 points after making four 3-pointers against Baylor in the Big 12 quarterfinals. In the regular-season finale, Walton made three 3-pointers at Arizona State and finished with 11 points after a game against Colorado where he went 4-for-8 on 3-pointers and finished with 12 points in the win. He now has 10 games this season with three or more 3s. Walton hit 3-pointers to open the game and the second half for the Red Raiders in the win at Kansas – finishing with six points in the game where Tech made 15 3-pointers as a team. Against Houston, he had 12 points with four 3-pointers. Tech's only player to have started every game this season, he scored 13 of Texas Tech's first 15 points in the second half at home against Arizona State in the first meeting and finished the game with 13 points on 3-for-6 shooting from 3-point range. He was also 3-for-3 on 3-pointers in the second half at Houston in the overtime road win and finished the game with 14 points on 4-for-6 shooting from 3-point range in the game. Walton opened this season with a previous career-high seven 3-pointers and led the Red Raiders with 21 points in the season-opening win over Bethune-Cookman. His 21 points in the opener marked his second career game with 20 or more points in his career only being surpassed by his career-best 22-point performance last season against Omaha. The eight 3-pointers against UNCW in Wichita and seven to begin the season were the most for a Red Raider since McMillian made eight last season at Butler and one off from Alan Voskuil's program record of nine against Kansas back on March 4, 2009. A Minnesota native, Walton averaged 8.5 points per game last season and finished 65-for-136 (47.8 percent) from beyond the arc. His percentage was second nationally and second in program history. He scored a career-high 22 points in a non-conference win

over Omaha where he was 6-for-7 on 3-pointers and 8-for-9 from the field. In Big 12 play, Walton started all 18 games last season with a pair of 18-point scoring performances in road games at Houston and UCF. He finished the season with 11 double-figure scoring performances with 12 points against BYU in the Big 12 Championship quarterfinal win in Kansas City. He had eight games with three or more 3s, with a 3-for-4 outing against NC State in the NCAA Tournament First Round being the final one. Starting his career with two seasons at North Carolina, Walton has now played 95 games with 68 starts at Texas Tech where he is 149-for-345 (43.2 percent) from 3-point range as a Red Raider. He comes into the NCAA Tournament Sweet 16 with 937 points through 155 career games played.

Anderson was named to the All-Big 12 Freshman Team and matched a career-high with 21 points in the regular-season finale at Arizona State in a game where he was 4-for-8 from 3-point range and 7-of-7 at the free-throw line (career-high). A true freshman from Atlanta, he is averaging 10.5 points and 2.06 3-pointers per game. In his first NCAA Tournament game, Anderson started and finished with seven points and three assists against UNCW before contributing five points and three rebounds against Drake. He recorded his 17th double-figure scoring performance of the season with 19 points against Arizona in the Big 12 semifinals to extend a streak of having made two or more 3s in five straight games – a streak started by going 5-for-10 from 3-point range in the win at Kansas. The streak ended with him going 1-for-8 from 3-point range against UNCW before going 1-for-6 against Drake. He made five 3-pointers and recorded a career-high six assists in the win at Kansas where he finished with 15 points. The five 3-pointers matched a career-high and he's now at 68-for-176 (38.6 percent) for the season after going 46-for-109 (42.2 percent) in Big 12 games. Within conference games during the regular season, Anderson led Tech in 3s made and percentage. He averaged 11.4 points against Big 12 opponents. He also recorded a career-high 21 points and five 3-pointers made in the win over West Virginia. He made his first career starts against West Virginia and Houston, playing a career-high 40 minutes against Houston where he had a career-high eight rebounds and scored 10 points. Anderson, who has started both NCAA Tournament games, registered double-figure scoring performances in 13 conference games after also going for 16 points (4-for-8 from 3-point range) at Oklahoma State. Against WVU, he scored 16 of his career-high 21 points in the second half and finished the game with four assists to go along with 5-of-8 shooting on 3-pointers. He also produced 10 points, five assists (matched career-high) and three steals in the first matchup against Arizona State in the double-overtime win. Anderson has 19 games with two or more 3s this season and now has made four or more in six games. He also scored 18 points on 4-for-4 shooting from 3-point range against Iowa State and followed it by contributing eight points and a career-high six rebounds in the road win at K-State. Anderson scored a previous career-high 20 points against Lamar after going 8-for-10 from the field and 2-of-4 from 3-point range in the non-conference finale before leading Tech with five assists against UCF. He is now shooting 110-for-258 (42.6 percent) overall and 58-of-74 (78.4 percent) at the free-throw line after making 6-of-7 against Houston for his

previous career-best. His 20 points against Lamar in non-conference play marked the third double-figure scoring performance of his season after he also recorded 11 points against ORU and a previous career-high 12 points against Northern Colorado where he was 4-for-6 on 3-pointers. Through 33 games played in his career (after missing the first two of the season with a lower body injury), he already has nine games with four assists or more and 12 with three or more. He made his collegiate debut against Wyoming where he scored nine points and contributed four assists and three steals in over 25 minutes of play as a reserve. Anderson missed the first two games of the season with a lower body injury but made his presence felt early with a 3-pointer for his first points and finished the night against Wyoming shooting 4-for-7 from the field. He signed with Texas Tech on May 21, 2024, as a four-star recruit following one season at Oak Hill Academy where he averaged 19.1 points and 4.6 assists per game. Originally a Michigan signee, Anderson opened his recruitment and joined the Red Raiders who he practiced with in June before going overseas in July to lead Germany to the 2024 FIBA U18 Eurobasket Championship this season. He averaged 20.3 points and 5.0 assists per game in the tournament, including going off for 31 points and five assists in the finals against Serbia. An Atlanta, Georgia native, Anderson played at The Lovett School where he averaged 23.7 points in his high school career with 2,038 points. As a junior at The Lovett School, before Oak Hill, Anderson averaged 26.1 points and 4.1 assists with three games of 40 or more points. Anderson has made four or more 3-pointers in seven games this season and comes into the NCAA Sweet 16 with 346 total points, 73 total assists, 97 rebounds and 41 steals this season.

Overton matched season-highs with 20 points and four 3-pointers made against Arizona in the Big 12 semifinals and comes into the NCAA Tournament Sweet 16 averaging 7.8 points and 3.6 rebounds per game this season. A sophomore from Oklahoma City, he transferred to Tech this season after playing at Drake during his freshman season. Overton has scored in double figures in 10 games this season, scoring 20 points for the first time against Northern Colorado in non-conference play. He also added six rebounds against Arizona, giving him five or more rebounds in 16 games this season and in three straight coming into the national tournament. He had a season-high seven rebounds in a home win over Baylor during the regular season. In the regular-season finale in Tempe, Overton was 2-for-4 on 3-pointers and finished with eight points and five rebounds. He also had 13 points and five rebounds at Oklahoma State in a game where he made three 3-pointers and three assists. Overton produced 14 points and five rebounds in the win over Cincinnati on the road where he was 3-for-5 on 3-pointers. A lead reserve, he posted 17 points against Lamar and Texas A&M and is the second leading scorer off the bench for the Red Raiders. In non-conference play, he scored his season-high 20 points for the first time against Northern Colorado after going 7-for-11 from the field and 4-of-6 on 3-pointers. In his first season at Texas Tech, his 20-point productions are the fifth time in his young career with 20 or more points. He also had six rebounds against Lamar to match a season-high and had six straight games with five or more rebounds going before having two against UCF. Overton also scored 19 points in a game against

CONTINUED

Northwestern State where he was 8-for-9 from the free-throw line after 10 points in his only appearance from the starting lineup in his Red Raider debut against Bethune-Cookman. Overton joined the Texas Tech program this season after a freshman year at Drake where he provided 11.3 points, 3.3 rebounds and 1.1 assists as a starter in 35 games (29.9 minutes per game). He scored double figures in 19 games with a career-high 23 points coming against Murray State in his freshman season. Overton finished his first collegiate season shooting 62-for-179 on 3-pointers and contributed 21 steals. He scored 20 or more points in three games with 22 against Oakland and 21 against Saint Louis before his 23-point performance against Murray State where he was 8-for-11 from the field with five 3-pointers. Overton played one prep season at Sunrise Christian in Kansas before beginning his collegiate career. He has 659 points, 241 rebounds and 29 double-figure scoring performances through 69 games in his collegiate career. For his career, Overton has made 99 3-pointers and is 223-for-517 from the field.

Federiko is averaging 5.1 points and 4.4 rebounds this season after providing six points and two rebounds against UNCW and nine points and six rebounds against Arizona in the Big 12 semifinals. He made his sixth start of the season against Arizona in the Big 12 semifinals, grabbing four offensive rebounds and is now averaging 2.21 offensive rebounds per game through 33 games played. He also secured nine rebounds (five offensive) against Houston at home during the regular season. Along with his Big 12-high nine rebounds against Houston, Federiko scored four points and had two assists in 29 minutes of playing time against the Cougars from the starting lineup. It was his fifth start of the season and second in Big 12 play. Federiko had a career night against Oral Roberts in non-conference play, going for a career-best 23 points and adding 12 rebounds for his first double-double of the season and the third in his career. He also provided eight points and four rebounds (three offensive) in the home win over Baylor after he had a huge block at Houston at the end of regulation to force overtime in a game where he finished with six rebounds (three offensive). Federiko has 73 offensive rebounds for the season – 2.21 per game which ranks as the 14th best in the Big 12. A senior from Finland, he also led Tech with eight rebounds (four offensive) in the home win over Oklahoma State. He had a season-high six offensive rebounds against ORU in non-conference play and five in the home win over Arizona. He also led the Tech reserves with 14 points and added three rebounds in the road win at Utah where he shot 7-for-9 from the field. He missed the Lamar game with an upper body injury before returning for Big 12 play. He was 11-for-13 (84.6 percent) from the field against ORU and also finished the game with a career-high five assists and six offensive rebounds. It was his first game in double-figure scoring as a Red Raider and came in his third start of the season. Federiko provided seven points, six rebounds and a career-high four steals against Texas A&M. He began this season going 9-for-9 after making his only shot against Saint Joseph's before going 1-for-3 against Syracuse and 2-for-3 against Northern Colorado where he finished with five points and three assists. Against Texas A&M, Federiko was 3-for-3 from the field. He had previously

scored a season-high eight points for the first time in the win over Wyoming where he was 4-for-4 from the field. The tallest Red Raider on the roster at 6-foot-11, he is a senior in his first and final season at Texas Tech following two years at Pitt. Federiko came into this season after he averaged 4.7 points, 5.2 rebounds and had 43 blocked shots as a starter in 26 games at Pitt. He had a career-high 22 points against North Florida last season and finished with eight games in double-figure scoring as a sophomore and two last season. In 2022-23, he went for 13 points and eight points at Florida State and produced his only double-double of the season with 17 points and 14 rebounds against Sacred Heart. Last season, he had a double-double with 13 points, 10 rebounds and four blocks against North Carolina A&T. As a sophomore, Federiko recorded 18 games with two or more blocks, including having four blocks in games against Miami, Vanderbilt and North Carolina before having six games with three or more blocks last season. Federiko was a NJCAA All-America as a freshman at Northern Oklahoma. He now has 557 points, 503 rebounds, 126 blocks and 13 double-figure scoring performances through 101 games at the NCAA level.

Yalaho has missed the last 14 games with an upper body injury and is averaging 3.3 points and 2.4 rebounds in eight games played this season. In his last game played, he came up with the defensive stop against Houston in overtime to force a traveling call in the final seconds to secure the win and finished the game with four points and four rebounds. A sophomore from Finland, he made his first career start and scored a career-high 13 points in the non-conference win over Lamar after going 5-for-8 from the field, including 2-of-2 on 3-pointers. Yalaho also had five rebounds against Lamar in his fifth game of the season. He was coming off a game where he provided three rebounds and two points in the win over ORU in 13 minutes of playing time. He made his season debut against Northern Colorado where he had two points, one rebound and a block in four minutes of play and also had two points and three rebounds against Texas A&M. Yalaho had missed the previous six games to start his sophomore season with a lower body injury. He entered this season after playing in 17 games last season as a freshman, including scoring a previous career-high 10 points against Houston in the Big 12 Championship semifinals. A Finland native, Yalaho was 16-for-33 from the field and averaged 2.5 points and 1.5 rebounds per game. He had a career-best six rebounds at UCF where he also had eight points. Against Houston in Kansas City, Yalaho scored in double figures for the first time in his career after he also provided seven points and three rebounds in the regular-season finale win over Baylor. Over the summer, Yalaho returned to Finland where he participated in workouts with his national team. Yalaho has played in 25 career games.

Green has appeared in nine games this season after he joined the Texas Tech program as a walk-on in September. He played the previous two seasons at Air Force. A Midlothian native, Green returned to his home state having played in 36 career games and produced 46 blocked shots. As a freshman in the 2022-23 season, Green started 12 games and played in 24 at Air Force where he averaged 6.5 points and had 34 blocks.

Last season, he played in 12 games where he averaged 2.7 points, 2.8 rebounds and had 12 blocked shots. His career-best came with 17 points and 12 rebounds against USC Update on November 21, 2022. Green is a junior with one year of eligibility remaining after this season.

Francis has appeared in 11 games this season and 16 in his career. He recorded his first field goal in his career with a layup against ORU for his first points of the season. He is a walk-on who played in five games last season for the Red Raiders. He scored his first career points with a pair of free throws against Sam Houston in a non-conference win and had two rebounds against Kansas and Oklahoma State in Big 12 play. An Austin, Texas native, Francis was a practice player for the program during the 2022-23 season before earning a spot on the roster. He was a 1,000-point scorer at Anderson High School.

Horner played nearly eight minutes against Arizona in the Big 12 semifinal and produced one rebound, one block and one steal in his first action since playing at Utah. He scored his first career points in the win over Oral Roberts and has now made nine appearances this season. He is a true freshman who joined the Texas Tech program after playing at Dynamic Prep and Frisco Memorial. As a senior at Dynamic Prep, Horner averaged 14.5 points, 6.0 rebounds and 3.0 assists per game. He was a McDonald's All-American nominee and helped the program to the Texas Christian Athletic League 6A State Championship. He earned T-CAL All-State Second Team honors. At Frisco Memorial, Horner was a three-time all-district selection who had 889 points, 419 rebounds and 121 assists in three seasons.

Henderson is out for the season as he recovers from a lower body injury. He joined the program as a walk-on this season after being a three-time state champion at Oak Cliff Faith Family in high school. A Dallas native, he averaged 14 points and 7 assists as a senior after going for 10 points and 7 assists as a junior.

Marial Akuentok officially signed with Texas Tech on January 10, 2025, and has enrolled at the University to join the program immediately. . . Akuentok is a 6-foot-10, 230-pound center/forward from Edmonton, Alberta, Canada who played with the Canada National Team and won a bronze medal in the FIBA U18 AmeriCup last summer. . . He is a top 100 recruit who has reclassified from the 2025 class and joins the Red Raiders this semester but will redshirt.

McCasland statement regarding Devan Cambridge: "Devan is seeking a medical hardship waiver and is no longer with the team. We are thankful for his contributions to our basketball program."

ADDITIONAL TEAM NOTES: Texas Tech scored its most points in a Big 12 game in program history with 111 against Arizona State. . . The 38-point margin at Oklahoma State was the largest road win margin in a Big 12 game in program history and the second largest ever in a Big 12 game. . . Tech also recorded 28-point road wins at Arizona State and at Utah this season. . . The Red Raiders improved to 2-1 in overtime games this season with OT wins over ASU and Houston after dropping an 85-84 decision at home to Iowa State. . .

The 111 points against ASU in the first meeting are not only the most by a Red Raider team in Big 12 history, it was also only the second time over 100 in a Big 12 game ever – the only other time a 102-75 win over Texas A&M in 1998. . . The Red Raiders have now played in 20 double-overtime games in program history and are 9-11 in those games. . . The last double-overtime game in Lubbock was back on February 20, 1994 – a 128-125 double-overtime win over Texas. . . Tech's 16 3-pointers against Colorado and at Oklahoma State followed another 16 output in the season-opener against Bethune-Cookman which matched the program record that was most recently accomplished against Kansas back on February 23, 2019 - also against UNC-Asheville (2004) and New Mexico State (1996). . . The Red Raiders finished last season with 11 games of 10 or more 3s and has already surpassed that this season, making 10 or more 3s in 21 games this season. . . Tech has shot over 45 percent from 3-point range in seven games this season. . . A previous season-best stretch of three straight games with 10 or more 3s ended against UCF after Tech went just 3-for-16 (18.8 percent) from 3-point range in the Big 12 opener. . . The Red Raiders have shot over 50 percent from 3-point range in three games this season: Bethune (53.3), Wyoming (55.6) and Northern Colorado (56.5). . . Texas Tech was second in the Big 12 last season by shooting 35.9 percent on 3-pointers and third with 8.5 made per game. . . Tech's largest runs of the season have been 17-0 spurts, the first time to end the first half against Bethune-Cookman and then midway through the first half against ORU to build out a 22-point halftime lead. . . Tech had 13-0 runs in the second halves against Arizona and K-State – finishing off Arizona with a 13-0 run in the 16-point win in Lubbock. . . The 30 assists against UAPB marked the eighth time in program history with 30-plus assists and the most since a 32-assist performance against Tennessee State in 2019; Tech now has seven games with 20 or more assists this season after having 21 against UNCW in the NCAA Tournament First Round, 26 assists on 34 makes against ORU and with 24 assists at Utah on 34 makes. . . Tech has double-digit assists totals in all 35 games this season after having 21 assists on 27 makes against UNCW. . . The Red Raiders are averaging 16.7 assists per game which ranks fourth in the Big 12 and 24th nationally. . . Tech's 47-point non-conference win over Wyoming was its largest margin of victory since a 50-point victory over Jackson State on December 17, 2022. . . Texas Tech remained dominant in non-conference home games where it has now won 38 straight after the win over ORU to extend the streak into next season. . . The program has not lost a non-conference home game since falling to Kentucky in a 76-74 overtime decision on January 25, 2019. . . Tech owns a 15-3 home record and is 7-2 on the road this season. . . Tech is now 2-22 all-time at Kansas and snapped a five-game losing streak at Allen Fieldhouse with the win. . . Tech advanced to the Big 12 Championship semifinals for the eighth time in program history

RANKINGS

- Texas Tech has been ranked in the Associated Press Top 25 for a program record eight straight seasons
- After going most of the season unranked, Tech has now been ranked eight straight weeks and in the Top 10 for five straight weeks
- The five straight weeks in the AP Top 10 is a new program record, passing four from the 2017-18 team
- Tech entered the AP Top 10 for the first time at No. 9 and was at No. 10 in the USA TODAY Coaches Poll (Feb. 17)
- The Red Raiders were at No. 12 (Feb. 10) in the AP Top 25 and USA TODAY Coaches poll along with being at No. 9 in the NCAA NET and Kenpom
- Tech was at No. 13 in the AP Top 25 and No. 12 in the USA TODAY Coaches Poll on Monday, February 3 for its highest ranking under McCasland at the time
- Tech entered the AP Top 25 for the first time this season on January 27 at No. 22 in the AP Top 25 and was at No. 19 in the USA TODAY Coaches Poll. . . The team was also at No. 11 in Kenpom.com and in the NCAA NET
- Tech moved from unranked to No. 24 in the USA TODAY Coaches Poll (Nov. 18)... A loss to Saint Joseph's bumped Tech from the USA TODAY Coaches Poll. . . The Red Raiders started the 2024-25 season unranked in the preseason polls after being at No. 22 in both national polls going into the NCAA Tournament last season. . . The Red Raiders were at No. 25 in the final 2023-24 USA TODAY Coaches Poll and received votes in the final AP Poll
- Texas Tech was picked 7th in the Big 12 Preseason Poll and did not have a player selected in the 2024 preseason awards
- Last season, Tech was at No. 15 (Jan. 29) for its highest ranking of the season; Tech came into the 2023-24 season unranked in the AP Preseason Poll and remained unranked in the Nov. 13, Nov. 20, Nov. 27, Dec. 4, Dec. 11, Dec. 18, Dec. 25, Jan. 1, and Jan. 8 polls; The team received votes for the first time last season with 62 in the January 8 poll after the win over the Longhorns in Austin to begin conference play
- The No. 15 national ranking was the highest since the program was No. 12 in the AP Top 25 at the end of the 2022 season. . . Tech was as high as No. 9 in 2022
- Tech's highest AP ranking in program history came at No. 6 in February of 2018 (16th Week Poll). . . The 2018-19 team was No. 8 in the final week of the regular season and No. 7 throughout the postseason that led to the 2019 National Championship Final

COACHING STAFF

McCasland's staff includes assistant coaches Luke Barnwell, Matt Braeuer, Jeff Linder and Achoki Moikobu along with Kellen Buffington (general manager), Andrew Wright (strength & conditioning), Chris Nottingham (player development), Jardon Powell (director of administration and operations), Cooper Anderson (operations) and Brian Pete (video coordinator). Linder joined the staff this season after being the head coach at Wyoming (2020-2024) and Northern Colorado (2016-2019) while Pete was at Vanderbilt last season. Braeuer, Moikobu and Wright are in their second season at Tech and all worked with McCasland at UNT. Braeuer has been named the SFA head coach but will continue to coach the Red Raiders throughout the remainder of the season

PROGRAM NOTES

The Red Raiders have now advanced to 21 overall NCAA Tournament appearances, including reaching the 2018 Elite 8, 2019 National Championship Final, 2022 Sweet 16 and the 2024 First Round. . . This is the 100th season in program history and includes recent appearances in the NCAA Tournament in 2016, 2018, 2019, 2021, 2022 and 2024... The program won the 2019 Big 12 regular-season championship with a 14-4 conference record.

RED RAIDERS IN THE PROS

Texas Tech has had 25 NBA Draft selections in program history. . . Recently in the NBA Draft, selections of Zhaire Smith (R1-P16), Jarrett Culver (R1-P6), and Jahmi'us Ramsey (R2-P43) were made. . . Tony Battie was selected at No. 5 in the 1997 NBA Draft for the top pick in Tech history... Mac McClung, who has signed a two-way with Orlando, represented the program by winning the 2023 and 2024 NBA Slam Dunk Contest. . . Former Red Raiders who are listed on NBA G-League rosters are Jarrett Culver (Osceola), De'Vion Harmon (Indiana), Mac McClung (Osceola), Kevin Obanor (905 Raptors), Jahmi'us Ramsey (Oklahoma City), Zhaire Smith (Cleveland) and Warren Washington (Sioux Falls)... Former players overseas includes: Adonis Arms (Guangdong Southern Tigers in Chinese Basketball Association), Brandone Francis (Selenge Bodons Sukhbaatar in Mongolian MBL), Keenan Evans (Olympiacos in Greek GBL), Bryson Williams (Aliaga Petkimspor Izmir in Turkish BSL), Marcus Santos-Silva (Saint-Quentin Basket-Ball in French Betclic ELITE ProA), Davion Warren (Guangzhou Loong Lions in Chinese CBA), Dejan Kravic (Estudiantes in Spanish Primera FEB), Joe Toussaint (Karhubasket in Finnish Korisliiga), Justin Gray (Itelyum Varese in Italian Serie A), Tariq Owens (Cremona in Italian Serie A), John Roberson (Al Ahly Cairo in Egyptian Superleague), Zach Smith (Pitesti in Romanian Liga Nationala), Michael Singletary (Fubon Braves in Taiwanese PLeague+), Joel Ntambwe (Abeilles in Central African D1), Kyler Edwards (JDA Dijon Bourgogne in France), Jeffrey Crockett (Keravnos in Cyprus), Toddrick Gotcher (Fomik Zamek in Poland), Davide Moretti (Umana Reyer Venezia in Italy Serie A), Robert Tuner (FOS Provence in French ProB), TJ Holyfield (Pass Lab Yamagata in Japanese B2), Matt Mooney (Adelaide 36ers in Australian NBL), Clarence Nadolny (Rouen in French ProB), Devon Thomas (U.M.F. Grindavik in Iceland), Chris Clarke (Obras in Argentina)... Former players who transferred to other college programs and are now on NBA rosters are: Terrence Shannon (Minnesota), Kevin McCullar (New York), Jaylon Tyson (Cleveland) *subject to change based on player movement throughout the year

Follow the Red Raiders: Keep up with Texas Tech men's basketball news at [TexasTech.com](https://www.texas-tech.com) and at the team's social media on Instagram, X and Facebook.



2024-25 Arkansas Men's Basketball
 Combined Team Statistics
 All games

Game Records

Record	Overall	Home	Away	Neutral
ALL GAMES	22-13	14-4	4-6	4-3
CONFERENCE	8-10	5-4	3-6	0-0
NON-CONFERENCE	14-3	9-0	1-0	4-3

Score by Periods

Team	1st	2nd	OT	TOT
Arkansas	1289	1376	17	2682
Opponents	1252	1222	12	2486

Team Box Score

No.	Player				Total		3-Point		F-Throw		Rebounds											
		GP-GS	MIN	AVG	FG-FGA	FG%	3FG-3FGA	3FG%	FT-FTA	FT%	OFF	DEF	TOT	AVG	PF	DQ	A	TO	BLK	STL	PTS	AVG
3	THIERO, Adou	26-26	737:44	28.4	138-252	.548	11-42	.262	119-173	.688	48	108	156	6.0	69	3	51	45	20	44	406	15.6
2	FLAND, Boogie	20-18	658:10	32.9	96-250	.384	36-105	.343	55-66	.833	10	57	67	3.4	37	0	108	28	1	31	283	14.2
1	DAVIS, Johnell	33-28	1039:21	31.5	125-319	.392	54-165	.327	73-86	.849	21	89	110	3.3	72	0	53	50	6	49	377	11.4
21	WAGNER, D.J.	35-35	1205:03	34.4	142-353	.402	40-131	.305	65-80	.813	11	83	94	2.7	50	0	127	80	2	35	389	11.1
44	IVISIC, Zvonimir	34-19	656:37	19.3	105-221	.475	47-124	.379	42-58	.724	27	121	148	4.4	69	1	26	48	65	22	299	8.8
11	KNOX, Karter	35-23	826:45	23.6	90-200	.450	31-96	.323	69-86	.802	23	90	113	3.2	67	0	37	39	17	21	280	8.0
9	AIDOO, Jonas	32-14	588:50	18.4	87-153	.569	0-7	.000	47-75	.627	49	107	156	4.9	62	1	26	27	36	21	221	6.9
4	BRAZILE, Trevon	33-12	674:15	20.4	86-142	.606	22-61	.361	26-50	.520	49	130	179	5.4	71	1	24	35	37	25	220	6.7
24	RICHMOND III, Billy	35-0	615:04	17.6	80-152	.526	2-16	.125	41-56	.732	35	69	104	3.0	72	2	47	44	15	19	203	5.8
5	CHAVIS, Casmir	1-0	05:44	5.7	1-3	.333	0-0	.000	0-0	.000	0	1	1	1.0	0	0	0	1	0	0	2	2.0
14	KELLEY, Ayden	2-0	03:46	1.9	1-3	.333	0-1	.000	0-0	.000	1	0	1	0.5	0	0	0	0	0	0	2	1.0
25	WATKINS, Kareem	3-0	05:49	1.9	0-0	.000	0-0	.000	0-0	.000	0	1	1	0.3	0	0	1	0	0	0	0	0.0
8	SANCHEZ, Melo	2-0	03:08	1.6	0-1	.000	0-1	.000	0-0	.000	0	0	0	0.0	0	0	0	0	0	0	0	0.0
0	KARULETWA, Jaden	4-0	04:27	1.1	0-1	.000	0-0	.000	0-0	.000	0	0	0	0.0	1	0	0	0	0	0	0	0.0
Team											58	56	114				7					
Total		35	7025		951-2050	.464	243-749	.324	537-730	.736	332	912	1244	35.5	570	8	500	404	199	267	2682	76.6
Opponents		35	7025		882-2125	.415	261-826	.316	461-633	.728	379	849	1228	35.1	608	15	429	431	92	234	2486	71.0

Team Statistics

	AR	OPP
Scoring	2682	2486
Points per game	76.6	71.0
Scoring margin	+5.6	-
Field goals-att	951-2050	882-2125
Field goal pct	.464	.415
3 point fg-att	243-749	261-826
3-point FG pct	.324	.316
3-pt FG made per game	6.9	7.5
Free throws-att	537-730	461-633
Free throw pct	.736	.728
F-Throws made per game	15.3	13.2
Rebounds	1244	1228
Rebounds per game	35.5	35.1
Rebounding margin	+0.5	-
Assists	500	429
Assists per game	14.3	12.3
Turnovers	404	431
Turnovers per game	11.5	12.3
Turnover margin	+0.8	-
Assist/turnover ratio	1.2	1.0
Steals	267	234
Steals per game	7.6	6.7
Blocks	199	92
Blocks per game	5.7	2.6
Winning streak	2	-
Home win streak	4	-
Attendance	341935	124324
Home games-Avg/Game	18-18996	10-12432
Neutral site-Avg/Game	-	7-11583

Team Results

Date	Opponent		Score	Att.
11/06/2024	Lipscomb	W	76-60	19200
11/09/2024	vs Baylor	L	67-72	10207
11/13/2024	Troy	W	65-49	19200
11/18/2024	Pacific	W	91-72	19200
11/22/2024	Little Rock	W	79-67	19200
11/25/2024	UMES	W	109-35	19200
11/28/2024	vs Illinois	L	77-90	5707
12/03/2024	at Miami (FL)	W	76-73	6389
12/07/2024	UTSA	W	75-60	19200
12/10/2024	vs Michigan	W	89-87	14846
12/14/2024	Central Ark.	W	82-57	15535
12/21/2024	N.C. A&T	W	95-67	19200
12/30/2024	Oakland	W	92-62	19200
01/04/2025	at Tennessee	L	52-76	21678
01/08/2025	Ole Miss	L	66-73	19200
01/11/2025	Florida	L	63-71	19200
01/14/2025	at LSU	L	74-78	8675
01/18/2025	at Missouri	L	65-83	15061
01/22/2025	Georgia	W	68-65	19200
01/25/2025	Oklahoma	L	62-65	19200
02/01/2025	at Kentucky	W	89-79	21266
02/05/2025	at Texas	W	78-70	10799
02/08/2025	Alabama	L	81-85	19200
02/12/2025	LSU	W	70-58	19200
02/15/2025	at Texas A&M	L	61-69	10752
02/19/2025	at Auburn	L	60-67	9121
02/22/2025	Missouri	W	92-85	19200
02/26/2025	Texas	Wot	86-81	19200
03/01/2025	at South Carolina	L	53-72	11754
03/04/2025	at Vanderbilt	W	90-77	8829
03/08/2025	Mississippi St.	W	93-92	19200
03/12/2025	vs South Carolina	W	72-68	13840
03/13/2025	vs Ole Miss	L	80-83	13558
03/20/2025	vs Kansas	W	79-72	11434
03/22/2025	vs St. John's (NY)	W	75-66	11487

BOX SCORE - Second Round



Official Basketball Box Score - Final
Drake at Texas Tech
 03/22/25 Intrust Bank Arena, Wichita
 2024-25 Men's Basketball

Game Time: 6:10 PM
 Game Duration: 2:01

Officials: Doug Shows, Marques Pettigrew, Nate Harris

Drake - 64

Record: 31-4

NO. Name	Min	FG			Rebounds			Fouls		TP	AS	TO	ST	Blocks		+/-
		M-A	M-A	M-A	OR	DR	TOT	PF	FD					BS	BA	
3 Cam Manyawu	F 18:04	0-0	0-0	2-2	1	2	3	3	1	2	2	1	0	0	0	-10
54 Daniel Abreu	F 36:38	5-11	5-7	0-0	2	1	3	3	0	15	0	1	1	0	0	-8
4 Isaiah Jackson	G 13:00	1-3	0-1	0-0	0	2	2	3	0	2	0	0	0	0	0	3
14 Bennett Stirtz	G 39:44	9-19	2-6	1-2	0	3	3	1	3	21	8	1	0	0	1	-13
22 Mitch Mascari	G 39:18	0-3	0-2	0-2	0	3	3	0	2	0	1	0	0	0	0	-14
6 Tavion Banks	24:21	3-6	0-0	5-6	1	3	4	1	3	11	2	1	0	2	2	-9
11 Kael Combs	20:03	5-9	1-1	2-2	1	4	5	1	2	13	3	0	1	0	0	-7
23 Isaia Howard	07:48	0-3	0-0	0-0	0	1	1	2	0	0	0	1	0	0	0	-9
24 Nate Ferguson	01:04	0-0	0-0	0-0	0	0	0	0	0	0	0	0	0	0	0	2
Team					1	0	1			0		0				
Totals		23-54	8-17	10-14	6	19	25	15	11	64	16	5	2	2	3	-13

Shooting By Period		
1 st	FG%	12-26 46.2%
	3PT%	4-8 50.0%
	FT%	2-2 100%
2 nd	FG%	11-28 39.3%
	3PT%	4-9 44.4%
	FT%	8-12 66.7%
GM	FG%	23-54 42.6%
	3PT%	8-17 47.1%
	FT%	10-14 71.4%

Dead Ball Rebounds: 1, 0

Technical Fouls: Coach 2nd 15:24

Texas Tech - 77

Record: 27-8

NO. Name	Min	FG			Rebounds			Fouls		TP	AS	TO	ST	Blocks		+/-
		M-A	M-A	M-A	OR	DR	TOT	PF	FD					BS	BA	
5 Darrion Williams	F 29:35	11-18	1-4	5-5	3	3	6	2	3	28	5	0	2	0	2	12
15 JT Toppin	F 31:51	11-13	0-0	3-4	1	11	12	2	4	25	0	1	0	2	0	7
3 Elijah Hawkins	G 37:41	3-6	0-2	10-11	0	3	3	2	5	16	7	0	0	0	0	10
4 Christian Anderson	G 37:16	2-9	1-6	0-0	0	3	3	1	1	5	1	1	0	0	0	11
24 Kerwin Walton	G 34:48	0-3	0-2	0-0	1	3	4	1	0	0	0	0	0	0	0	12
1 Kevin Overton	20:14	0-2	0-0	1-2	0	1	1	3	1	1	0	1	0	1	0	6
33 Federiko Federiko	07:47	1-1	0-0	0-0	0	1	1	0	0	2	0	0	0	0	0	7
6 Leon Horner	00:16	0-0	0-0	0-0	0	0	0	0	0	0	0	0	0	0	0	0
10 Jack Francis	00:16	0-0	0-0	0-0	0	0	0	0	0	0	0	0	0	0	0	0
22 Corbin Green	00:16	0-0	0-0	0-0	0	0	0	0	0	0	0	0	0	0	0	0
Team					0	3	3			0		2				
Totals		28-52	2-14	19-22	5	28	33	11	14	77	13	5	2	3	2	13

Shooting By Period		
1 st	FG%	17-30 56.7%
	3PT%	1-5 20.0%
	FT%	2-3 66.7%
2 nd	FG%	11-22 50.0%
	3PT%	1-9 11.1%
	FT%	17-19 89.5%
GM	FG%	28-52 53.8%
	3PT%	2-14 14.3%
	FT%	19-22 86.4%

Dead Ball Rebounds: 3, 0

Technical Fouls: NONE

	Drake	TTU
Biggest lead	6 (1 st 11:08)	16 (2 nd 1:04)
Best Scoring Run	7 (1 st 11:08)	7 (1 st 7:17)
Lead Changes	9	
Times Tied	3	
Time with Lead	04:58	32:34

Points from	Drake	TTU
Turnovers	11	2
Paint	20	50
Second Chance	4	11
Fast Breaks	2	5
Bench	24	3

	Period by Period Scoring		
	1st	2nd	TOT
Drake	30	34	64
TTU	37	40	77

BOX SCORE - First Round



Official Basketball Box Score - Final
UNCW at Texas Tech
 03/20/25 Intrust Bank Arena, Wichita
 2024-25 Men's Basketball

Game Time: 10:10 PM
Game Duration: 2:12
Attendance: 14,474

Officials: Gregory Nixon, Nathan Farrell, Edwin Young

UNCW - 72

Record: 27-8

NO.	Name	C/G	Min	FG			Rebounds			Fouls		TP	AS	TO	ST	Blocks		+/-
				M-A	M-A	M-A	OR	DR	TOT	PF	FD					BS	BA	
55	Harlan Obioha	C	22:37	2-4	0-0	3-3	4	5	9	3	2	7	1	2	0	1	0	3
0	Bo Montgomery	G	23:36	4-6	1-3	1-1	2	3	5	3	2	10	3	4	1	0	0	-8
1	Donovan Newby	G	36:00	2-10	2-8	2-2	0	2	2	4	2	8	5	2	1	0	2	-11
3	Sean Moore	G	27:07	3-8	2-4	1-2	1	8	9	3	2	9	1	1	0	0	0	-6
7	Greedy Williams	G	11:35	1-1	0-0	2-2	0	0	0	1	1	4	4	2	0	0	0	-4
4	Nolan Hodge		31:46	7-15	2-7	2-3	2	5	7	2	3	18	3	1	0	0	0	-11
5	Noah Ross		29:56	3-9	0-4	2-2	0	5	5	2	1	8	3	0	0	0	1	0
21	Khamari McGriff		17:23	4-10	0-0	0-0	1	2	3	2	3	8	0	1	0	0	0	-13
Team							1	1	2			0		0				
Totals				26-63	7-26	13-15	11	31	42	20	16	72	20	13	2	1	3	-10

Shooting By Period		
1st	FG%	13-30 43.3%
	3PT%	4-13 30.8%
	FT%	4-5 80%
2nd	FG%	13-33 39.4%
	3PT%	3-13 23.1%
	FT%	9-10 90%
GM	FG%	26-63 41.3%
	3PT%	7-26 26.9%
	FT%	13-15 86.7%

Dead Ball Rebounds: 1, 1

Technical Fouls::NONE

Texas Tech - 82

Record: 26-8

NO.	Name	C/G	Min	FG			Rebounds			Fouls		TP	AS	TO	ST	Blocks		+/-
				M-A	M-A	M-A	OR	DR	TOT	PF	FD					BS	BA	
5	Darrion Williams	F	29:40	5-15	0-4	3-5	1	8	9	2	3	13	2	0	0	0	1	14
15	JT Toppin	F	30:51	6-8	0-1	0-0	5	6	11	3	3	12	3	1	0	2	0	3
3	Elijah Hawkins	G	40:00	3-14	3-12	5-8	3	6	9	1	6	14	10	2	1	0	0	10
4	Christian Anderson	G	37:32	2-9	1-8	2-3	0	2	2	2	3	7	3	0	0	1	0	12
24	Kerwin Walton	G	34:06	8-19	8-19	3-4	0	3	3	3	3	27	2	0	0	0	0	13
1	Kevin Overton		18:42	1-2	1-2	0-0	2	1	3	1	0	3	1	2	1	0	0	-9
33	Federiko Federiko		09:09	2-2	0-0	2-3	2	0	2	4	2	6	0	1	2	0	0	7
Team							1	1	2			0		1				
Totals				27-69	13-46	15-23	14	27	41	16	20	82	21	7	4	3	1	10

Shooting By Period		
1st	FG%	13-37 35.1%
	3PT%	8-26 30.8%
	FT%	4-5 80%
2nd	FG%	14-32 43.8%
	3PT%	5-20 25.0%
	FT%	11-18 61.1%
GM	FG%	27-69 39.1%
	3PT%	13-46 28.3%
	FT%	15-23 65.2%

Dead Ball Rebounds: 4, 0

Technical Fouls::NONE

	UNCW	TTU
Biggest lead	1 (1 st 19:25)	16 (1 st 6:11)
Best Scoring Run	12 (1 st 1:34)	12 (1 st 6:11)
Lead Changes	6	
Times Tied	3	
Time with Lead	01:38	36:41

Points from	UNCW	TTU
Turnovers	10	16
Paint	24	24
Second Chance	16	18
Fast Breaks	0	11
Bench	34	9

	Period by Period Scoring		
	1st	2nd	TOT
UNCW	34	38	72
TTU	38	44	82



**2024-25 Texas Tech Men's Basketball
Individual Game-by-Game
All games**

#0 MCMILLIAN, Chance

Opponent	Date	GS	MIN	Total		3-Pointers		Free throws		Rebounds				PF	A	TO	BLK	STL	PTS	AVG
				FG-FGA	PCT	3FG-3FGA	PCT	FT-FTA	PCT	OFF	DEF	TOT	AVG							
Bethune-Cookman	11/05/2024	*	33:42	6-9	.667	4-7	.571	1-2	.500	1	4	5	5.0	2	5	1	1	0	17	17.0
Northwestern St.	11/08/2024	*	39:23	5-7	.714	1-2	.500	2-2	1.000	1	7	8	6.5	2	1	0	0	2	13	15.0
Wyoming	11/13/2024	*	25:19	6-7	.857	4-4	1.000	0-0	.000	0	1	1	4.7	1	3	1	0	3	16	15.3
Ark.-Pine Bluff	11/18/2024	*	27:38	4-9	.444	3-8	.375	0-0	.000	0	1	1	3.8	3	6	1	0	0	11	14.3
vs Saint Joseph's	11/21/2024	*	27:00	7-10	.700	2-5	.400	1-1	1.000	0	3	3	3.6	3	0	1	0	1	17	14.8
vs Syracuse	11/22/2024	*	30:06	4-10	.400	3-6	.500	2-2	1.000	0	4	4	3.7	4	1	1	0	0	13	14.5
Northern Colo.	11/29/2024	*	28:03	1-4	.250	1-1	1.000	6-6	1.000	1	2	3	3.6	0	0	0	0	0	9	13.7
DePaul	12/04/2024	*	37:27	8-14	.571	2-5	.400	4-4	1.000	3	2	5	3.8	0	1	0	0	2	22	14.8
vs Texas A&M	12/08/2024	*	30:27	7-14	.500	5-10	.500	4-4	1.000	1	4	5	3.9	1	0	2	1	0	23	15.7
Oral Roberts	12/16/2024	*	27:40	8-9	.889	3-4	.750	1-1	1.000	0	3	3	3.8	1	5	1	0	1	20	16.1
Lamar University	12/21/2024	*	36:25	7-11	.636	3-6	.500	2-2	1.000	2	4	6	4.0	1	2	0	1	2	19	16.4
UCF	12/31/2024	*	35:32	4-11	.364	1-4	.250	3-3	1.000	1	1	2	3.8	0	0	1	0	2	12	16.0
at Utah	01/04/2025	*	35:27	4-7	.571	2-4	.500	0-0	.000	2	4	6	4.0	0	3	0	0	1	10	15.5
at BYU	01/07/2025	*	32:12	5-9	.556	2-6	.333	4-6	.667	1	7	8	4.3	3	0	1	0	0	16	15.6
Iowa St.	01/11/2025	*	42:32	6-11	.545	1-3	.333	5-6	.833	4	4	8	4.5	2	0	3	0	0	18	15.7
at Kansas St.	01/14/2025	*	33:28	1-4	.250	0-2	.000	1-2	.500	1	2	3	4.4	2	0	2	0	1	3	14.9
Arizona	01/18/2025	*	36:20	5-13	.385	2-6	.333	2-2	1.000	1	3	4	4.4	1	1	0	0	0	14	14.9
at Cincinnati	01/21/2025	*	32:01	5-10	.500	3-6	.500	4-4	1.000	2	1	3	4.3	2	2	1	0	0	17	15.0
Oklahoma St.	01/26/2025	*	29:54	5-8	.625	3-6	.500	1-2	.500	2	4	6	4.4	2	1	2	0	1	14	14.9
TCU	01/29/2025	*	37:34	5-11	.455	3-9	.333	3-4	.750	0	2	2	4.3	2	2	2	1	0	16	15.0
at Houston	02/01/2025	*	42:38	7-14	.500	2-6	.333	7-7	1.000	1	4	5	4.3	1	1	3	0	2	23	15.4
Baylor	02/04/2025	*	38:14	7-18	.389	5-11	.455	0-1	.000	0	4	4	4.3	0	1	1	0	0	19	15.5
at Arizona	02/08/2025	*	35:42	3-8	.375	1-6	.167	1-2	.500	2	3	5	4.3	0	0	1	0	0	8	15.2
Arizona St.	02/12/2025	*	48:48	3-5	.600	1-3	.333	7-7	1.000	1	3	4	4.3	1	3	0	0	1	14	15.2
at Oklahoma St.	02/15/2025	*	24:46	2-4	.500	2-4	.500	4-4	1.000	1	2	3	4.3	4	4	0	0	0	10	15.0
at TCU	02/18/2025	*	36:18	7-10	.700	5-7	.714	0-0	.000	2	2	4	4.3	2	1	1	0	0	19	15.1
at Kansas	03/01/2025	*	36:52	3-9	.333	1-7	.143	2-2	1.000	0	3	3	4.2	0	2	3	0	2	9	14.9
Colorado	03/05/2025	*	24:33	6-8	.750	3-4	.750	0-0	.000	0	2	2	4.1	1	3	1	0	0	15	14.9
at Arizona St.	03/08/2025	*	31:47	4-9	.444	1-4	.250	0-0	.000	0	5	5	4.2	2	6	0	0	1	9	14.7
vs Baylor	03/13/2025	*	13:08	0-3	.000	0-3	.000	0-0	.000	0	1	1	4.1	0	2	1	0	0	0	14.2
Totals		30	990:55	145-276	.525	69-159	.434	67-76	.882	30	92	122	4.1	43	56	31	4	22	426	14.2

Player Averages

Games Played	Minutes/game	Points/game	FG Pct	3FG Pct	FT Pct	Rebounds/game	Assists/game	Turnovers/game	Assist/Turnover ratio	Steals/game	Blocks/game
30	33.0	14.2	52.5	43.4	88.2	4.1	1.9	1.0	1.8	0.7	0.1



**2024-25 Texas Tech Men's Basketball
Individual Game-by-Game
All games**

#1 OVERTON, Kevin

Opponent	Date	GS	MIN	Total		3-Pointers		Free throws		Rebounds				PF	A	TO	BLK	STL	PTS	AVG
				FG-FGA	PCT	3FG-3FGA	PCT	FT-FTA	PCT	OFF	DEF	TOT	AVG							
Bethune-Cookman	11/05/2024	*	33:04	4-10	.400	1-4	.250	1-2	.500	2	0	2	2.0	3	2	1	0	2	10	10.0
Northwestern St.	11/08/2024		29:27	5-13	.385	1-6	.167	8-9	.889	0	4	4	3.0	0	1	1	0	1	19	14.5
Wyoming	11/13/2024		25:55	2-3	.667	0-0	.000	1-2	.500	2	2	4	3.3	1	2	1	0	2	5	11.3
Ark.-Pine Bluff	11/18/2024		26:49	6-9	.667	3-6	.500	2-3	.667	0	0	0	2.5	1	3	0	0	1	17	12.8
vs Saint Joseph's	11/21/2024		17:57	0-4	.000	0-3	.000	0-0	.000	0	2	2	2.4	4	0	2	0	0	0	10.2
vs Syracuse	11/22/2024		33:42	3-7	.429	0-3	.000	2-2	1.000	1	5	6	3.0	5	2	0	0	3	8	9.8
Northern Colo.	11/29/2024		27:58	7-11	.636	4-6	.667	2-2	1.000	0	6	6	3.4	3	1	2	0	0	20	11.3
DePaul	12/04/2024		27:11	3-5	.600	0-1	.000	3-5	.600	0	6	6	3.8	1	2	2	0	0	9	11.0
vs Texas A&M	12/08/2024		28:59	6-13	.462	4-9	.444	1-2	.500	0	5	5	3.9	2	0	2	1	0	17	11.7
Oral Roberts	12/16/2024		22:26	1-4	.250	0-2	.000	1-2	.500	2	3	5	4.0	2	2	2	1	2	3	10.8
Lamar University	12/21/2024		27:18	6-11	.545	1-3	.333	4-4	1.000	1	5	6	4.2	1	1	1	0	0	17	11.4
UCF	12/31/2024		32:56	3-8	.375	2-4	.500	1-1	1.000	0	2	2	4.0	3	0	1	0	0	9	11.2
at Utah	01/04/2025		24:11	3-7	.429	1-4	.250	1-1	1.000	3	2	5	4.1	0	0	0	0	1	8	10.9
at BYU	01/07/2025		25:00	2-6	.333	0-3	.000	1-2	.500	0	4	4	4.1	3	0	1	0	0	5	10.5
Iowa St.	01/11/2025		16:25	1-6	.167	1-4	.250	0-0	.000	1	1	2	3.9	3	0	2	0	0	3	10.0
at Kansas St.	01/14/2025		10:34	1-1	1.000	1-1	1.000	0-0	.000	0	0	0	3.7	2	2	3	0	0	3	9.6
Arizona	01/18/2025		16:01	1-3	.333	1-2	.500	0-0	.000	0	5	5	3.8	2	0	1	0	0	3	9.2
at Cincinnati	01/21/2025		20:18	5-7	.714	3-5	.600	1-1	1.000	1	4	5	3.8	3	0	0	0	0	14	9.4
Oklahoma St.	01/26/2025		25:21	2-5	.400	1-4	.250	2-2	1.000	0	3	3	3.8	2	2	1	0	1	7	9.3
TCU	01/29/2025		16:43	3-5	.600	1-2	.500	0-1	.000	2	3	5	3.9	2	0	0	0	0	7	9.2
Baylor	02/04/2025		15:46	1-4	.250	0-1	.000	0-1	.000	1	6	7	4.0	0	0	1	0	0	2	8.9
at Arizona	02/08/2025		08:09	0-1	.000	0-1	.000	0-0	.000	0	0	0	3.8	0	0	0	1	0	0	8.5
Arizona St.	02/12/2025		07:14	0-1	.000	0-1	.000	2-2	1.000	0	0	0	3.7	1	1	0	0	0	2	8.2
at Oklahoma St.	02/15/2025		21:45	4-11	.364	3-8	.375	2-2	1.000	1	4	5	3.7	3	2	1	0	0	13	8.4
at TCU	02/18/2025		05:59	0-2	.000	0-2	.000	0-0	.000	0	1	1	3.6	0	0	1	0	0	0	8.0
West Virginia	02/22/2025		28:08	4-7	.571	0-1	.000	2-2	1.000	2	4	6	3.7	1	0	0	0	1	10	8.1
Houston	02/24/2025		24:52	1-5	.200	0-3	.000	5-6	.833	2	2	4	3.7	2	2	2	0	1	7	8.1
at Kansas	03/01/2025		10:11	1-5	.200	1-5	.200	0-0	.000	0	0	0	3.6	0	0	1	1	0	3	7.9
Colorado	03/05/2025		19:07	2-6	.333	1-4	.250	3-3	1.000	0	3	3	3.6	4	1	0	1	0	8	7.9
at Arizona St.	03/08/2025		24:59	3-5	.600	2-4	.500	0-0	.000	1	4	5	3.6	4	2	0	0	0	8	7.9
vs Baylor	03/13/2025		23:57	0-7	.000	0-2	.000	4-4	1.000	3	3	6	3.7	1	0	0	0	0	4	7.8
vs Arizona	03/14/2025		33:37	7-14	.500	4-7	.571	2-4	.500	1	5	6	3.8	4	3	0	0	1	20	8.2
vs UNCW	03/20/2025		18:42	1-2	.500	1-2	.500	0-0	.000	2	1	3	3.7	1	1	2	0	1	3	8.0
vs Drake	03/22/2025		20:14	0-2	.000	0-0	.000	1-2	.500	0	1	1	3.6	3	0	1	1	0	1	7.8
Totals		1	750:56	88-210	.419	37-113	.327	52-67	.776	28	96	124	3.6	67	32	32	6	17	265	7.8

Player Averages

Games Played	Minutes/game	Points/game	FG Pct	3FG Pct	FT Pct	Rebounds/game	Assists/game	Turnovers/game	Assist/Turnover ratio	Steals/game	Blocks/game
34	22.1	7.8	41.9	32.7	77.6	3.6	0.9	0.9	1.0	0.5	0.2



**2024-25 Texas Tech Men's Basketball
Individual Game-by-Game
All games**

#3 HAWKINS, Elijah

Opponent	Date	GS	MIN	Total		3-Pointers		Free throws		Rebounds				PF	A	TO	BLK	STL	PTS	AVG	
				FG-FGA	PCT	3FG-3FGA	PCT	FT-FTA	PCT	OFF	DEF	TOT	AVG								
Wyoming	11/13/2024		12:42	3-5	.600	1-2	.500	0-0	.000	0	1	1	1.0	3	5	1	0	2	7	7.0	
Ark.-Pine Bluff	11/18/2024	*	25:43	3-5	.600	1-3	.333	3-4	.750	0	3	3	2.0	1	11	4	0	5	10	8.5	
vs Saint Joseph's	11/21/2024	*	26:05	1-7	.143	0-1	.000	2-2	1.000	1	2	3	2.3	3	3	2	0	2	4	7.0	
vs Syracuse	11/22/2024	*	29:47	2-6	.333	2-4	.500	5-6	.833	0	3	3	2.5	2	6	1	0	0	11	8.0	
Northern Colo.	11/29/2024	*	23:41	2-8	.250	1-2	.500	2-2	1.000	0	1	1	2.2	5	3	3	0	2	7	7.8	
DePaul	12/04/2024	*	21:16	1-5	.200	0-1	.000	0-0	.000	1	4	5	2.7	1	5	1	0	4	2	6.8	
vs Texas A&M	12/08/2024	*	29:03	3-7	.429	1-4	.250	0-0	.000	0	2	2	2.6	1	5	6	3	0	7	6.9	
Oral Roberts	12/16/2024	*	24:48	2-6	.333	1-4	.250	2-2	1.000	1	2	3	2.6	3	4	2	0	1	7	6.9	
Lamar University	12/21/2024	*	29:33	2-9	.222	1-7	.143	2-2	1.000	1	3	4	2.8	1	7	2	0	2	7	6.9	
UCF	12/31/2024	*	23:38	3-8	.375	0-2	.000	5-5	1.000	2	2	4	2.9	5	3	1	0	2	11	7.3	
at Utah	01/04/2025	*	31:39	4-9	.444	4-6	.667	0-0	.000	0	0	0	2.6	4	10	1	0	2	12	7.7	
at BYU	01/07/2025	*	36:53	7-12	.583	6-9	.667	2-2	1.000	2	2	4	2.8	2	5	0	0	1	22	8.9	
Iowa St.	01/11/2025	*	31:33	1-6	.167	0-3	.000	5-6	.833	0	1	1	2.6	4	10	0	1	1	7	8.8	
at Kansas St.	01/14/2025	*	36:39	6-11	.545	2-4	.500	0-0	.000	0	5	5	2.8	2	10	3	0	1	14	9.1	
Arizona	01/18/2025	*	34:38	3-12	.250	0-5	.000	3-3	1.000	0	1	1	2.7	0	9	0	0	0	9	9.1	
at Cincinnati	01/21/2025	*	33:18	2-9	.222	1-8	.125	3-3	1.000	0	2	2	2.6	2	3	2	0	3	8	9.1	
Oklahoma St.	01/26/2025	*	25:16	1-9	.111	0-6	.000	1-2	.500	0	0	0	2.5	0	6	4	0	2	3	8.7	
TCU	01/29/2025	*	29:19	3-9	.333	2-5	.400	5-6	.833	0	4	4	2.6	4	5	3	0	2	13	8.9	
at Houston	02/01/2025	*	41:32	4-12	.333	4-7	.571	5-5	1.000	1	5	6	2.7	2	4	4	0	0	17	9.4	
Baylor	02/04/2025	*	34:55	5-11	.455	3-7	.429	0-0	.000	0	4	4	2.8	5	7	1	0	0	13	9.6	
at Arizona	02/08/2025	*	37:23	3-12	.250	2-7	.286	2-2	1.000	2	2	4	2.9	4	12	1	0	1	10	9.6	
Arizona St.	02/12/2025	*	36:18	1-6	.167	1-5	.200	1-2	.500	0	6	6	3.0	4	8	3	0	0	4	9.3	
at Oklahoma St.	02/15/2025	*	33:44	3-5	.600	3-4	.750	2-2	1.000	0	4	4	3.0	0	8	2	0	3	11	9.4	
at TCU	02/18/2025	*	37:06	2-6	.333	0-2	.000	0-0	.000	0	2	2	3.0	3	9	2	0	3	4	9.2	
West Virginia	02/22/2025	*	34:07	3-9	.333	2-5	.400	2-2	1.000	1	6	7	3.2	3	5	1	0	2	10	9.2	
Houston	02/24/2025	*	38:17	2-10	.200	2-7	.286	8-9	.889	0	2	2	3.1	3	5	1	1	3	14	9.4	
at Kansas	03/01/2025	*	33:39	3-8	.375	2-7	.286	0-0	.000	0	3	3	3.1	2	4	2	0	1	8	9.3	
Colorado	03/05/2025	*	34:22	1-4	.250	1-3	.333	0-1	.000	0	4	4	3.1	2	7	2	0	2	3	9.1	
at Arizona St.	03/08/2025	*	21:35	2-6	.333	2-4	.500	0-0	.000	0	3	3	3.1	4	2	1	0	1	6	9.0	
vs Baylor	03/13/2025	*	37:20	3-6	.500	3-6	.500	3-4	.750	0	5	5	3.2	4	11	3	0	1	12	9.1	
vs Arizona	03/14/2025	*	31:13	3-12	.250	1-7	.143	1-2	.500	0	6	6	3.3	4	5	2	0	2	8	9.1	
vs UNCW	03/20/2025	*	40:00	3-14	.214	3-12	.250	5-8	.625	3	6	9	3.5	1	10	2	0	1	14	9.2	
vs Drake	03/22/2025	*	37:41	3-6	.500	0-2	.000	10-11	.909	0	3	3	3.5	2	7	0	0	0	16	9.4	
Totals			32	1034:43	90-270	.333	52-161	.323	79-93	.849	15	99	114	3.5	86	214	63	5	52	311	9.4

Player Averages

Games Played	Minutes/ game	Points/ game	FG Pct	3FG Pct	FT Pct	Rebounds/ game	Assists/ game	Turnovers/ game	Assist/Turnover ratio	Steals/ game	Blocks/ game
33	31.4	9.4	33.3	32.3	84.9	3.5	6.5	1.9	3.4	1.6	0.2



**2024-25 Texas Tech Men's Basketball
Individual Game-by-Game
All games**

#4 ANDERSON, Christian

Opponent	Date	GS	MIN	Total		3-Pointers		Free throws		Rebounds				PF	A	TO	BLK	STL	PTS	AVG
				FG-FGA	PCT	3FG-3FGA	PCT	FT-FTA	PCT	OFF	DEF	TOT	AVG							
Wyoming	11/13/2024		25:28	4-7	.571	1-4	.250	0-0	.000	0	3	3	3.0	1	4	0	0	3	9	9.0
Ark.-Pine Bluff	11/18/2024		28:44	2-4	.500	2-4	.500	2-2	1.000	0	1	1	2.0	1	4	2	0	3	8	8.5
vs Saint Joseph's	11/21/2024		23:15	2-6	.333	1-4	.250	0-0	.000	0	3	3	2.3	3	4	0	0	0	5	7.3
vs Syracuse	11/22/2024		21:03	2-5	.400	2-5	.400	1-2	.500	0	1	1	2.0	2	1	0	0	0	7	7.3
Northern Colo.	11/29/2024		22:12	4-6	.667	4-6	.667	0-0	.000	0	1	1	1.8	0	4	2	0	1	12	8.2
DePaul	12/04/2024		29:33	3-9	.333	1-5	.200	2-2	1.000	0	2	2	1.8	1	0	0	0	1	9	8.3
vs Texas A&M	12/08/2024		21:02	0-3	.000	0-2	.000	0-0	.000	0	2	2	1.9	3	3	1	0	1	0	7.1
Oral Roberts	12/16/2024		28:56	4-10	.400	3-8	.375	0-0	.000	0	4	4	2.1	1	1	2	0	1	11	7.6
Lamar University	12/21/2024		34:19	8-10	.800	2-4	.500	2-2	1.000	1	4	5	2.4	1	2	0	0	4	20	9.0
UCF	12/31/2024		23:25	1-3	.333	0-1	.000	0-0	.000	0	2	2	2.4	5	5	1	0	0	2	8.3
at Utah	01/04/2025		27:01	4-5	.800	3-4	.750	2-3	.667	0	1	1	2.3	2	0	2	1	1	13	8.7
at BYU	01/07/2025		20:24	1-7	.143	0-5	.000	0-0	.000	0	1	1	2.2	3	2	2	0	2	2	8.2
Iowa St.	01/11/2025		37:49	6-11	.545	4-4	1.000	2-2	1.000	1	2	3	2.2	2	2	3	0	2	18	8.9
at Kansas St.	01/14/2025		29:04	3-7	.429	1-3	.333	1-2	.500	1	5	6	2.5	0	2	0	0	2	8	8.9
Arizona	01/18/2025		33:57	3-9	.333	2-4	.500	2-2	1.000	0	3	3	2.5	2	0	2	0	1	10	8.9
at Cincinnati	01/21/2025		35:03	5-9	.556	4-7	.571	4-5	.800	0	5	5	2.7	3	3	0	0	3	18	9.5
Oklahoma St.	01/26/2025		33:02	2-4	.500	1-3	.333	4-6	.667	0	3	3	2.7	2	1	1	0	0	9	9.5
TCU	01/29/2025		24:30	3-8	.375	2-7	.286	0-1	.000	0	0	0	2.6	2	2	1	0	0	8	9.4
at Houston	02/01/2025		34:10	2-8	.250	1-6	.167	5-7	.714	1	1	2	2.5	4	0	0	0	1	10	9.4
Baylor	02/04/2025		19:42	1-4	.250	1-3	.333	0-0	.000	0	3	3	2.6	3	2	1	0	3	3	9.1
at Arizona	02/08/2025		33:18	5-9	.556	3-6	.500	4-4	1.000	0	3	3	2.6	3	2	1	0	1	17	9.5
Arizona St.	02/12/2025		37:30	3-7	.429	2-6	.333	2-4	.500	1	2	3	2.6	3	5	2	0	3	10	9.5
at Oklahoma St.	02/15/2025		27:16	5-9	.556	4-8	.500	2-2	1.000	2	2	4	2.7	2	2	2	0	2	16	9.8
at TCU	02/18/2025		29:02	2-7	.286	1-3	.333	0-0	.000	0	6	6	2.8	5	1	4	1	0	5	9.6
West Virginia	02/22/2025	*	38:22	7-13	.538	5-8	.625	2-2	1.000	1	3	4	2.8	0	4	3	0	0	21	10.0
Houston	02/24/2025	*	40:00	2-11	.182	0-6	.000	6-7	.857	3	5	8	3.0	4	0	2	0	1	10	10.0
at Kansas	03/01/2025		31:51	5-11	.455	5-10	.500	0-0	.000	0	4	4	3.1	2	6	0	0	2	15	10.2
Colorado	03/05/2025		27:48	4-11	.364	3-7	.429	1-1	1.000	1	1	2	3.0	2	4	0	0	2	12	10.3
at Arizona St.	03/08/2025		31:47	5-10	.500	4-8	.500	7-7	1.000	0	3	3	3.0	3	0	0	0	1	21	10.7
vs Baylor	03/13/2025		29:24	2-5	.400	2-5	.400	0-2	.000	2	0	2	3.0	2	1	0	0	0	6	10.5
vs Arizona	03/14/2025	*	40:00	6-12	.500	2-6	.333	5-6	.833	0	2	2	3.0	3	2	1	0	0	19	10.8
vs UNCW	03/20/2025	*	37:32	2-9	.222	1-8	.125	2-3	.667	0	2	2	2.9	2	3	0	1	0	7	10.7
vs Drake	03/22/2025	*	37:16	2-9	.222	1-6	.167	0-0	.000	0	3	3	2.9	1	1	1	0	0	5	10.5
Totals		5	993:45	110-258	.426	68-176	.386	58-74	.784	14	83	97	2.9	73	73	36	3	41	346	10.5

Player Averages

Games Played	Minutes/game	Points/game	FG Pct	3FG Pct	FT Pct	Rebounds/game	Assists/game	Turnovers/game	Assist/Turnover ratio	Steals/game	Blocks/game
33	30.1	10.5	42.6	38.6	78.4	2.9	2.2	1.1	2.0	1.2	0.1



**2024-25 Texas Tech Men's Basketball
Individual Game-by-Game
All games**

#5 WILLIAMS, Darrion

Opponent	Date	GS	MIN	Total		3-Pointers		Free throws		Rebounds				PF	A	TO	BLK	STL	PTS	AVG	
				FG-FGA	PCT	3FG-3FGA	PCT	FT-FTA	PCT	OFF	DEF	TOT	AVG								
Bethune-Cookman	11/05/2024	*	28:24	7-12	.583	2-4	.500	1-2	.500	1	5	6	6.0	2	8	1	0	0	17	17.0	
Northwestern St.	11/08/2024	*	37:09	1-11	.091	0-2	.000	6-6	1.000	2	6	8	7.0	2	11	3	0	0	8	12.5	
Wyoming	11/13/2024	*	20:40	5-9	.556	0-2	.000	4-4	1.000	1	1	2	5.3	2	3	3	0	4	14	13.0	
Ark.-Pine Bluff	11/18/2024	*	26:12	8-11	.727	2-4	.500	1-1	1.000	1	3	4	5.0	0	4	1	0	2	19	14.5	
vs Saint Joseph's	11/21/2024	*	32:05	7-19	.368	0-4	.000	4-4	1.000	1	5	6	5.2	2	3	0	1	0	18	15.2	
vs Syracuse	11/22/2024	*	23:42	9-14	.643	1-3	.333	1-1	1.000	3	3	6	5.3	3	3	0	0	1	20	16.0	
Northern Colo.	11/29/2024	*	32:30	6-9	.667	3-5	.600	6-6	1.000	5	5	10	6.0	1	3	2	0	1	21	16.7	
DePaul	12/04/2024	*	27:04	8-15	.533	0-3	.000	4-5	.800	1	5	6	6.0	4	3	3	0	3	20	17.1	
vs Texas A&M	12/08/2024	*	31:10	3-8	.375	2-4	.500	3-4	.750	1	3	4	5.8	3	5	5	2	0	11	16.4	
Oral Roberts	12/16/2024	*	28:08	3-7	.429	1-3	.333	3-4	.750	1	3	4	5.6	0	9	2	2	2	10	15.8	
Lamar University	12/21/2024	*	24:32	7-13	.538	4-6	.667	5-6	.833	2	5	7	5.7	2	5	2	2	0	23	16.5	
UCF	12/31/2024	*	27:54	5-16	.313	0-3	.000	1-1	1.000	2	3	5	5.7	2	3	2	1	2	11	16.0	
at Utah	01/04/2025	*	28:29	5-8	.625	0-2	.000	9-12	.750	1	4	5	5.6	3	9	1	0	2	19	16.2	
at BYU	01/07/2025	*	36:06	7-11	.636	2-4	.500	2-4	.500	3	4	7	5.7	1	4	3	0	2	18	16.4	
Iowa St.	01/11/2025	*	36:57	5-14	.357	2-3	.667	3-4	.750	1	5	6	5.7	4	2	4	0	1	15	16.3	
at Kansas St.	01/14/2025	*	34:41	7-15	.467	1-2	.500	1-1	1.000	1	3	4	5.6	3	3	3	0	0	16	16.3	
Arizona	01/18/2025	*	23:09	3-12	.250	0-4	.000	0-0	.000	1	5	6	5.6	4	2	1	0	0	6	15.6	
at Cincinnati	01/21/2025	*	27:02	1-6	.167	0-2	.000	2-2	1.000	1	4	5	5.6	3	2	4	0	0	4	15.0	
Oklahoma St.	01/26/2025	*	26:35	3-11	.273	1-3	.333	2-2	1.000	0	2	2	5.4	0	2	2	0	3	9	14.7	
at Houston	02/01/2025	*	33:50	5-11	.455	1-5	.200	2-4	.500	1	3	4	5.4	5	3	2	3	3	13	14.6	
Baylor	02/04/2025	*	31:06	5-14	.357	1-3	.333	6-6	1.000	7	1	8	5.5	2	1	2	0	0	17	14.7	
at Arizona	02/08/2025	*	34:58	6-18	.333	5-10	.500	0-0	.000	3	0	3	5.4	3	1	4	0	3	17	14.8	
Arizona St.	02/12/2025	*	43:58	10-18	.556	2-4	.500	5-6	.833	0	5	5	5.3	1	2	1	0	1	27	15.3	
at Oklahoma St.	02/15/2025	*	28:18	2-4	.500	1-3	.333	0-0	.000	0	3	3	5.3	3	5	2	0	1	5	14.9	
at TCU	02/18/2025	*	37:26	9-15	.600	3-7	.429	0-0	.000	0	2	2	5.1	2	5	4	0	2	21	15.2	
West Virginia	02/22/2025	*	22:35	2-9	.222	0-2	.000	4-4	1.000	0	6	6	5.2	1	2	0	0	1	8	14.9	
at Kansas	03/01/2025	*	33:00	4-10	.400	2-6	.333	4-4	1.000	2	7	9	5.3	2	4	1	1	0	14	14.9	
Colorado	03/05/2025	*	26:38	4-10	.400	2-5	.400	1-2	.500	1	0	1	5.1	0	2	1	0	1	11	14.7	
at Arizona St.	03/08/2025	*	15:50	1-4	.250	0-1	.000	0-0	.000	1	4	5	5.1	2	2	0	0	0	2	14.3	
vs Baylor	03/13/2025	*	32:53	5-13	.385	4-6	.667	0-0	.000	2	6	8	5.2	1	1	1	0	0	14	14.3	
vs UNCW	03/20/2025	*	29:40	5-15	.333	0-4	.000	3-5	.600	1	8	9	5.4	2	2	0	0	0	13	14.2	
vs Drake	03/22/2025	*	29:35	11-18	.611	1-4	.250	5-5	1.000	3	3	6	5.4	2	5	0	0	2	28	14.7	
Totals			32	952:15	169-380	.445	43-123	.350	88-105	.838	50	122	172	5.4	67	119	60	12	37	469	14.7

Player Averages

Games Played	Minutes/game	Points/game	FG Pct	3FG Pct	FT Pct	Rebounds/game	Assists/game	Turnovers/game	Assist/Turnover ratio	Steals/game	Blocks/game
32	29.8	14.7	44.5	35.0	83.8	5.4	3.7	1.9	2.0	1.2	0.4



**2024-25 Texas Tech Men's Basketball
Individual Game-by-Game
All games**

#15 TOPPIN, JT

Opponent	Date	GS	MIN	Total		3-Pointers		Free throws		Rebounds				PF	A	TO	BLK	STL	PTS	AVG	
				FG-FGA	PCT	3FG-3FGA	PCT	FT-FTA	PCT	OFF	DEF	TOT	AVG								
Bethune-Cookman	11/05/2024	*	27:21	8-12	.667	1-2	.500	2-2	1.000	2	6	8	8.0	1	1	1	4	2	19	19.0	
Northwestern St.	11/08/2024	*	21:54	10-11	.909	0-0	.000	5-7	.714	3	4	7	7.5	4	0	1	2	1	25	22.0	
Wyoming	11/13/2024	*	22:57	10-15	.667	1-2	.500	3-5	.600	3	9	12	9.0	2	1	2	0	2	24	22.7	
Ark.-Pine Bluff	11/18/2024	*	24:12	7-10	.700	0-0	.000	0-0	.000	5	6	11	9.5	2	1	3	1	1	14	20.5	
vs Saint Joseph's	11/21/2024	*	32:31	8-13	.615	0-0	.000	6-8	.750	12	6	18	11.2	4	2	5	2	2	22	20.8	
vs Syracuse	11/22/2024	*	29:36	5-16	.313	0-2	.000	5-6	.833	2	4	6	10.3	0	2	0	3	1	15	19.8	
Northern Colo.	11/29/2024	*	25:02	3-11	.273	0-1	.000	5-6	.833	5	10	15	11.0	3	1	5	1	2	11	18.6	
UCF	12/31/2024	*	27:37	11-19	.579	0-2	.000	4-8	.500	4	6	10	10.9	2	2	2	4	0	26	19.5	
at Utah	01/04/2025	*	13:35	5-7	.714	0-1	.000	1-2	.500	0	4	4	10.1	3	0	0	0	0	11	18.6	
at BYU	01/07/2025	*	17:43	2-7	.286	0-0	.000	1-2	.500	0	0	0	9.1	3	0	0	0	0	5	17.2	
Iowa St.	01/11/2025	*	34:10	8-16	.500	1-2	.500	1-2	.500	3	6	9	9.1	3	0	1	0	0	18	17.3	
at Kansas St.	01/14/2025	*	14:53	3-7	.429	0-0	.000	0-1	.000	1	3	4	8.7	1	0	1	1	0	6	16.3	
Arizona	01/18/2025	*	25:56	7-14	.500	1-2	.500	5-7	.714	6	10	16	9.2	3	1	2	0	1	20	16.6	
at Cincinnati	01/21/2025	*	24:27	9-15	.600	1-2	.500	1-1	1.000	2	5	7	9.1	1	1	1	0	0	20	16.9	
Oklahoma St.	01/26/2025	*	21:20	4-7	.571	0-1	.000	0-1	.000	0	1	1	8.5	4	1	2	0	1	8	16.3	
TCU	01/29/2025	*	38:02	5-8	.625	0-2	.000	6-6	1.000	1	13	14	8.9	3	3	1	1	1	16	16.3	
at Houston	02/01/2025	*	03:50	0-1	.000	0-0	.000	0-0	.000	0	1	1	8.4	1	0	0	0	0	0	15.3	
Baylor	02/04/2025	*	20:45	4-8	.500	0-1	.000	0-0	.000	3	5	8	8.4	2	3	1	1	1	8	14.9	
at Arizona	02/08/2025	*	30:02	9-21	.429	1-2	.500	2-2	1.000	4	9	13	8.6	3	0	1	1	2	21	15.2	
Arizona St.	02/12/2025	*	43:30	17-22	.773	1-1	1.000	6-11	.545	7	8	15	9.0	1	1	5	2	3	41	16.5	
at Oklahoma St.	02/15/2025	*	25:04	12-17	.706	1-1	1.000	7-7	1.000	2	10	12	9.1	1	2	1	3	1	32	17.2	
at TCU	02/18/2025	*	25:38	5-9	.556	0-2	.000	4-6	.667	4	7	11	9.2	3	1	1	1	0	14	17.1	
West Virginia	02/22/2025	*	34:09	9-16	.563	2-5	.400	2-3	.667	1	7	8	9.1	2	1	3	1	0	22	17.3	
Houston	02/24/2025	*	36:24	6-18	.333	0-3	.000	2-4	.500	3	7	10	9.2	2	1	1	1	1	14	17.2	
at Kansas	03/01/2025	*	22:01	9-15	.600	2-5	.400	1-2	.500	2	3	5	9.0	5	1	0	0	0	21	17.3	
Colorado	03/05/2025	*	32:12	10-17	.588	2-2	1.000	8-9	.889	6	8	14	9.2	3	1	1	1	1	30	17.8	
at Arizona St.	03/08/2025	*	35:23	10-19	.526	0-4	.000	5-6	.833	2	9	11	9.3	1	4	1	3	1	25	18.1	
vs Baylor	03/13/2025	*	31:56	10-19	.526	2-3	.667	4-5	.800	6	4	10	9.3	2	1	2	3	0	26	18.4	
vs Arizona	03/14/2025	*	24:40	4-13	.308	0-2	.000	3-8	.375	4	2	6	9.2	2	2	1	2	2	11	18.1	
vs UNCW	03/20/2025	*	30:51	6-8	.750	0-1	.000	0-0	.000	5	6	11	9.2	3	3	1	2	0	12	17.9	
vs Drake	03/22/2025	*	31:51	11-13	.846	0-0	.000	3-4	.750	1	11	12	9.3	2	0	1	2	0	25	18.1	
Totals			31	829:31	227-404	.562	16-51	.314	92-131	.702	99	190	289	9.3	72	37	47	42	26	562	18.1

Player Averages

Games Played	Minutes/ game	Points/ game	FG Pct	3FG Pct	FT Pct	Rebounds/ game	Assists/ game	Turnovers/ game	Assist/Turnover ratio	Steals/ game	Blocks/ game
31	26.8	18.1	56.2	31.4	70.2	9.3	1.2	1.5	0.8	0.8	1.4



**2024-25 Texas Tech Men's Basketball
Individual Game-by-Game
All games**

#24 WALTON, Kerwin

Opponent	Date	GS	MIN	Total		3-Pointers		Free throws		Rebounds				PF	A	TO	BLK	STL	PTS	AVG
				FG-FGA	PCT	3FG-3FGA	PCT	FT-FTA	PCT	OFF	DEF	TOT	AVG							
Bethune-Cookman	11/05/2024	*	35:19	7-14	.500	7-12	.583	0-0	.000	1	3	4	4.0	2	0	2	0	1	21	21.0
Northwestern St.	11/08/2024	*	34:53	4-9	.444	3-7	.429	0-0	.000	1	2	3	3.5	1	0	0	0	0	11	16.0
Wyoming	11/13/2024	*	20:29	1-4	.250	1-2	.500	0-0	.000	0	1	1	2.7	2	2	1	0	1	3	11.7
Ark.-Pine Bluff	11/18/2024	*	18:56	3-8	.375	3-8	.375	0-0	.000	0	1	1	2.3	2	1	1	0	0	9	11.0
vs Saint Joseph's	11/21/2024	*	24:23	2-4	.500	1-2	.500	3-3	1.000	0	2	2	2.2	2	0	0	0	0	8	10.4
vs Syracuse	11/22/2024	*	05:22	0-1	.000	0-1	.000	0-0	.000	0	0	0	1.8	1	0	1	0	0	0	8.7
Northern Colo.	11/29/2024	*	20:54	0-3	.000	0-2	.000	2-2	1.000	1	2	3	2.0	3	2	1	0	0	2	7.7
DePaul	12/04/2024	*	17:41	1-1	1.000	1-1	1.000	0-0	.000	0	1	1	1.9	0	0	0	0	0	3	7.1
vs Texas A&M	12/08/2024	*	17:39	0-1	.000	0-1	.000	0-0	.000	0	1	1	1.8	0	0	0	0	0	0	6.3
Oral Roberts	12/16/2024	*	20:20	2-8	.250	2-7	.286	0-0	.000	1	1	2	1.8	1	0	0	0	0	6	6.3
Lamar University	12/21/2024	*	14:41	1-3	.333	0-1	.000	0-0	.000	1	0	1	1.7	1	0	0	1	0	2	5.9
UCF	12/31/2024	*	08:24	0-1	.000	0-0	.000	0-0	.000	0	0	0	1.6	0	0	0	0	0	0	5.4
at Utah	01/04/2025	*	10:47	2-5	.400	2-4	.500	0-0	.000	0	1	1	1.5	3	1	0	0	0	6	5.5
at BYU	01/07/2025	*	07:45	0-1	.000	0-1	.000	0-0	.000	0	2	2	1.6	1	0	0	0	0	0	5.1
Iowa St.	01/11/2025	*	10:30	1-2	.500	0-1	.000	0-0	.000	1	0	1	1.5	0	0	0	0	0	2	4.9
at Kansas St.	01/14/2025	*	13:06	1-2	.500	0-1	.000	0-0	.000	0	0	0	1.4	0	1	0	0	0	2	4.7
Arizona	01/18/2025	*	05:36	0-0	.000	0-0	.000	0-0	.000	0	0	0	1.4	0	0	1	0	0	0	4.4
at Cincinnati	01/21/2025	*	09:46	0-1	.000	0-1	.000	0-0	.000	0	0	0	1.3	1	0	0	1	0	0	4.2
Oklahoma St.	01/26/2025	*	14:07	2-3	.667	2-3	.667	0-0	.000	0	0	0	1.2	3	0	0	0	1	6	4.3
TCU	01/29/2025	*	24:33	2-6	.333	2-6	.333	1-2	.500	0	0	0	1.2	1	4	0	0	0	7	4.4
at Houston	02/01/2025	*	26:11	4-7	.571	4-6	.667	2-3	.667	0	1	1	1.1	0	0	0	0	0	14	4.9
Baylor	02/04/2025	*	11:23	1-3	.333	1-3	.333	0-0	.000	0	0	0	1.1	0	1	0	0	0	3	4.8
at Arizona	02/08/2025	*	06:42	0-1	.000	0-1	.000	0-0	.000	0	0	0	1.0	0	0	1	0	0	0	4.6
Arizona St.	02/12/2025	*	25:06	5-9	.556	3-6	.500	0-0	.000	0	1	1	1.0	2	1	0	0	1	13	4.9
at Oklahoma St.	02/15/2025	*	16:37	2-10	.200	2-8	.250	0-0	.000	0	0	0	1.0	2	1	0	0	1	6	5.0
at TCU	02/18/2025	*	11:35	0-3	.000	0-2	.000	0-0	.000	0	0	0	1.0	0	2	0	0	0	0	4.8
West Virginia	02/22/2025	*	19:23	0-1	.000	0-1	.000	0-0	.000	1	2	3	1.0	1	0	0	1	0	0	4.6
Houston	02/24/2025	*	31:19	4-11	.364	4-11	.364	0-0	.000	2	1	3	1.1	3	0	3	0	0	12	4.9
at Kansas	03/01/2025	*	07:40	2-3	.667	2-3	.667	0-0	.000	0	0	0	1.1	0	0	0	0	0	6	4.9
Colorado	03/05/2025	*	19:16	4-8	.500	4-8	.500	0-0	.000	0	0	0	1.0	2	0	0	0	0	12	5.1
at Arizona St.	03/08/2025	*	22:43	3-8	.375	3-7	.429	2-3	.667	0	0	0	1.0	2	0	0	1	0	11	5.3
vs Baylor	03/13/2025	*	23:18	4-9	.444	4-9	.444	0-1	.000	1	2	3	1.1	5	0	0	1	0	12	5.5
vs Arizona	03/14/2025	*	37:47	4-8	.500	2-6	.333	3-3	1.000	3	1	4	1.2	2	1	3	1	0	13	5.8
vs UNCW	03/20/2025	*	34:06	8-19	.421	8-19	.421	3-4	.750	0	3	3	1.2	3	2	0	0	0	27	6.4
vs Drake	03/22/2025	*	34:48	0-3	.000	0-2	.000	0-0	.000	1	3	4	1.3	1	0	0	0	0	0	6.2
Totals			35 663:04	70-180	.389	61-153	.399	16-21	.762	14	31	45	1.3	47	19	14	6	5	217	6.2

Player Averages

Games Played	Minutes/game	Points/game	FG Pct	3FG Pct	FT Pct	Rebounds/game	Assists/game	Turnovers/game	Assist/Turnover ratio	Steals/game	Blocks/game
35	18.9	6.2	38.9	39.9	76.2	1.3	0.5	0.4	1.4	0.1	0.2



**2024-25 Texas Tech Men's Basketball
Individual Game-by-Game
All games**

#33 FEDERIKO, Federiko

Opponent	Date	GS	MIN	Total		3-Pointers		Free throws		Rebounds				PF	A	TO	BLK	STL	PTS	AVG
				FG-FGA	PCT	3FG-3FGA	PCT	FT-FTA	PCT	OFF	DEF	TOT	AVG							
Bethune-Cookman	11/05/2024		15:07	2-2	1.000	0-0	.000	1-2	.500	2	3	5	5.0	1	1	2	1	0	5	5.0
Northwestern St.	11/08/2024		18:06	2-2	1.000	0-0	.000	1-5	.200	2	2	4	4.5	5	1	3	1	3	5	5.0
Wyoming	11/13/2024		15:32	4-4	1.000	0-0	.000	0-0	.000	2	3	5	4.7	1	1	1	1	0	8	6.0
vs Saint Joseph's	11/21/2024		07:29	1-1	1.000	0-0	.000	1-2	.500	1	2	3	4.3	0	2	1	0	0	3	5.3
vs Syracuse	11/22/2024		10:24	1-3	.333	0-0	.000	0-0	.000	1	0	1	3.6	1	1	0	1	0	2	4.6
Northern Colo.	11/29/2024		14:58	2-3	.667	0-0	.000	1-2	.500	0	3	3	3.5	1	0	0	0	0	5	4.7
DePaul	12/04/2024	*	30:52	4-8	.500	0-0	.000	0-0	.000	3	2	5	3.7	2	0	0	0	1	8	5.1
vs Texas A&M	12/08/2024	*	25:56	3-3	1.000	0-0	.000	1-2	.500	3	3	6	4.0	4	2	0	0	4	7	5.4
Oral Roberts	12/16/2024	*	27:08	11-13	.846	0-0	.000	1-4	.250	6	6	12	4.9	2	5	1	1	0	23	7.3
UCF	12/31/2024		20:34	6-6	1.000	0-0	.000	0-0	.000	2	2	4	4.8	0	0	2	0	0	12	7.8
at Utah	01/04/2025		24:22	7-9	.778	0-0	.000	0-0	.000	1	2	3	4.6	2	1	0	1	0	14	8.4
at BYU	01/07/2025		23:57	2-5	.400	0-0	.000	0-0	.000	4	3	7	4.8	3	1	2	1	0	4	8.0
Iowa St.	01/11/2025		15:04	0-0	.000	0-0	.000	3-4	.750	3	1	4	4.8	1	2	1	0	1	3	7.6
at Kansas St.	01/14/2025		27:35	4-5	.800	0-0	.000	1-1	1.000	2	5	7	4.9	2	0	1	2	0	9	7.7
Arizona	01/18/2025		23:03	2-3	.667	0-0	.000	4-4	1.000	5	3	8	5.1	3	1	1	1	0	8	7.7
at Cincinnati	01/21/2025		18:05	0-3	.000	0-0	.000	0-2	.000	3	3	6	5.2	1	2	0	0	0	0	7.3
Oklahoma St.	01/26/2025		24:25	3-3	1.000	0-0	.000	2-6	.333	4	4	8	5.4	4	0	1	3	1	8	7.3
TCU	01/29/2025	*	29:19	2-2	1.000	0-0	.000	0-1	.000	4	2	6	5.4	3	0	1	1	1	4	7.1
at Houston	02/01/2025		21:17	0-0	.000	0-0	.000	1-4	.250	3	3	6	5.4	5	0	1	1	0	1	6.8
Baylor	02/04/2025		28:09	3-6	.500	0-0	.000	2-2	1.000	3	1	4	5.4	3	0	0	3	0	8	6.9
at Arizona	02/08/2025		13:47	0-0	.000	0-0	.000	0-0	.000	0	0	0	5.1	4	0	0	1	1	0	6.5
Arizona St.	02/12/2025		07:36	0-0	.000	0-0	.000	0-0	.000	2	1	3	5.0	0	0	3	0	0	0	6.2
at Oklahoma St.	02/15/2025		18:01	0-1	.000	0-0	.000	0-2	.000	0	2	2	4.9	1	1	0	0	0	0	6.0
at TCU	02/18/2025		16:57	1-1	1.000	0-0	.000	1-2	.500	1	2	3	4.8	2	0	0	1	0	3	5.8
West Virginia	02/22/2025		23:16	1-1	1.000	0-0	.000	0-2	.000	2	4	6	4.8	1	0	1	1	1	2	5.7
Houston	02/24/2025	*	29:08	2-2	1.000	0-0	.000	0-0	.000	5	4	9	5.0	4	2	0	1	0	4	5.6
at Kansas	03/01/2025		24:46	1-1	1.000	0-0	.000	0-0	.000	1	1	2	4.9	4	0	1	0	0	2	5.5
Colorado	03/05/2025		14:18	0-0	.000	0-0	.000	0-0	.000	0	3	3	4.8	1	0	0	2	0	0	5.3
at Arizona St.	03/08/2025		12:34	0-0	.000	0-0	.000	2-2	1.000	0	0	0	4.7	1	1	0	0	0	2	5.2
vs Baylor	03/13/2025		08:04	1-2	.500	0-0	.000	0-0	.000	2	0	2	4.6	0	0	0	0	0	2	5.1
vs Arizona	03/14/2025	*	25:05	2-2	1.000	0-0	.000	5-7	.714	4	2	6	4.6	3	0	0	1	0	9	5.2
vs UNCW	03/20/2025		09:09	2-2	1.000	0-0	.000	2-3	.667	2	0	2	4.5	4	0	1	0	2	6	5.2
vs Drake	03/22/2025		07:47	1-1	1.000	0-0	.000	0-0	.000	0	1	1	4.4	0	0	0	0	0	2	5.1
Totals		6	631:50	70-94	.745	0-0	.000	29-59	.492	73	73	146	4.4	69	24	24	25	15	169	5.1

Player Averages

Games Played	Minutes/game	Points/game	FG Pct	3FG Pct	FT Pct	Rebounds/game	Assists/game	Turnovers/game	Assist/Turnover ratio	Steals/game	Blocks/game
33	19.1	5.1	74.5	0.0	49.2	4.4	0.7	0.7	1.0	0.5	0.8

TEXAS TECH - NCAA CHAMPIONSHIP TOURNAMENT RESULTS & RECORDS - 21-21 overall record

1954 - WEST REGION - CORVALLIS, OREGON

03/09/1954 - Santa Clara 73, Texas Tech 64 1st Round - 32

1956 - WEST REGION - WICHITA, KANSAS

03/13/1956 - SMU 68, Texas Tech 67 1st Round - 32

1961 - MIDWEST REGION - LAWRENCE, KANSAS

03/17/1961 - Cincinnati 78, Texas Tech 55 Regional Semi - 16
03/18/1961 - Texas Tech 69, Houston 67 Regional 3rd Place - C

1962 - MIDWEST REGION - DALLAS, TEXAS

03/12/1962 - Texas Tech 68, Air Force 66 1st Round - 32

1962 - MIDWEST REGION - MANHATTAN, KANSAS

03/16/1962 - Colorado 67, Texas Tech 60 Regional Semi - 16
03/17/1962 - Creighton 63, Texas Tech 61 Regional 3rd Place - C

1973 - MIDWEST REGION - WICHITA, KANSAS

03/10/1973 - South Carolina 68, Texas Tech 60 1st Round - 32

1976 - MIDWEST REGION - DENTON, TEXAS

03/13/1976 - Texas Tech 69, Syracuse 56 1st Round - 32

1976 - MIDWEST REGION - LOUISVILLE, KENTUCKY

03/18/1976 - Missouri 86, Texas Tech 75 Regional Semi - 16

1985 - MIDWEST REGION - HOUSTON, TEXAS

03/15/1985 - [11] Boston College 55, [6] Texas Tech 53 1st Round - 64

1986 - MIDWEST REGION - DAYTON, OHIO

03/13/1986 - [4] Georgetown 70, [13] Texas Tech 64 1st Round - 64

1993 - EAST REGION - DAYTON, OHIO

03/18/1993 - [5] St. John's 85, [12] Texas Tech 67 1st Round - 64

1996 - EAST REGION - RICHMOND, VIRGINIA

03/15/1996 - [3] Texas Tech 74, [14] Northern Illinois 73 1st Round - 64
03/17/1996 - [3] Texas Tech 92, [6] North Carolina 73 2nd Round - 32

1996 - EAST REGION - ATLANTA, GEORGIA

03/21/1996 - [2] Georgetown 98, [3] Texas Tech 90 Regional Semi - 16

2002 - EAST REGION - CHICAGO, ILLINOIS

03/15/2002 - [11] Southern Illinois 76, [6] Texas Tech 68 1st Round - 64

2004 - EAST REGION - BUFFALO, NEW YORK

03/18/2004 - [8] Texas Tech 76, [9] Charlotte 73 1st Round - 64
03/20/2004 - [1] Saint Joseph's 70, [8] Texas Tech 65 2nd Round - 32

2005 - WEST REGION - TUCSON, ARIZONA

03/17/2005 - [6] Texas Tech 78, [11] UCLA 66 1st Round - 64
03/19/2005 - [6] Texas Tech 71, [3] Gonzaga 69 2nd Round - 32

2005 - WEST REGION - ALBUQUERQUE, NEW MEXICO

03/24/2005 - [7] West Virginia 65, [6] Texas Tech 60 Regional Semi - 16

2007 - EAST REGION - WINSTON-SALEM, NORTH CAROLINA

03/15/2007 - [7] Boston College 84, [10] Texas Tech 75 1st Round - 64

2016 - MIDWEST REGION - RALEIGH, NORTH CAROLINA

03/17/2016 - [9] Butler 71, [8] Texas Tech 61 1st Round - 64

2018 - EAST REGION - DALLAS, TEXAS

03/15/2018 - [3] Texas Tech 70, [14] Stephen F. Austin 60 1st Round - 64
03/17/2018 - [3] Texas Tech 69, [6] Florida 66 2nd Round - 32

2018 - EAST REGION - BOSTON, MASSACHUSETTS

03/23/2018 - [3] Texas Tech 78, [2] Purdue 65 Regional Semi - 16
03/25/2018 - [1] Villanova 71, [3] Texas Tech 59 Regional Final - 8

2019 - WEST REGION - TULSA, OKLAHOMA

03/22/2019 - [3] Texas Tech 72, [14] Northern Kentucky 57 1st Round - 64
03/24/2019 - [3] Texas Tech 78, [6] Buffalo 58 2nd Round - 32

2019 - WEST REGION - ANAHEIM, CALIFORNIA

03/28/2019 - [3] Texas Tech 63, [2] Michigan 44 Regional Semi - 16
03/25/2018 - [3] Texas Tech 75, [1] Gonzaga 69 Regional Final - 8

2019 - FINAL FOUR - MINNEAPOLIS, MINNESOTA

04/06/2019 - [3] Texas Tech 61, [2] Michigan State 51 National Semi - 4
04/08/2019 - [1] Virginia 85, [3] Texas Tech 77 (OT) National Final - 2

2021 - SOUTH REGION - INDIANA

03/19/2021 - [6] Texas Tech 72, [11] Utah State 53 1st Round - 64
03/24/2019 - [3] Arkansas 68, [6] Texas Tech 66 2nd Round - 32

2022 - WEST REGION - SAN DIEGO, CALIFORNIA

03/18/22 - [3] Texas Tech 97, [14] Montana St. 62 1st Round - 64
03/20/22 - [3] Texas Tech 59, [11] Notre Dame 53 2nd Round - 32

2022 - WEST REGION - SAN FRANCISCO, CALIFORNIA

03/24/22 - [2] Duke 78, [3] Texas Tech 73 3rd Round - 16

2024 - SOUTH REGION - PITTSBURGH, PENNSYLVANIA

03/21/24 - [11] NC State 80, [6] Texas Tech 67 1st Round - 64

2025 - WEST REGION - WICHITA, KANSAS

03/20/25 - [3] Texas Tech 82, [14] UNC Wilmington 72 1st Round - 64
03/22/25 - [3] Texas Tech 77, [11] Drake 64 2nd Round - 32

MOST TOTAL POINTS - TEAM

PTS	OPPONENT	DATE
1 97	vs. Montana St.	03/18/2022
2 92	vs. North Carolina	03/17/1996
3 90	vs. Georgetown	03/21/1996
4 82	vs. UNCW	03/20/2025
5 78	vs. Buffalo	03/24/2019
78	vs. Purdue	03/23/2018
78	vs. UCLA	03/17/2005

FEWEST TOTAL POINTS - TEAM

PTS	OPPONENT	DATE
1 53	vs. Boston College	03/15/1985
2 55	vs. Cincinnati	03/17/1961
3 59	vs. Notre Dame	03/20/2022
59	vs. Villanova	03/25/2018
5 60	vs. Stephen F. Austin	03/15/2018
60	vs. West Virginia	03/24/2005
60	vs. South Carolina	03/10/1973
60	vs. Colorado	03/16/1962

FIELD GOALS MADE - TEAM

FGM	OPPONENT	DATE
1 36	vs. Montana State	03/18/2022
2 31	vs. Duke	03/24/2022
31	vs. Missouri	03/18/1976
4 30	vs. Boston College	03/15/2007
30	vs. Georgetown	03/21/1996
30	vs. North Carolina	03/17/1996
30	vs. South Carolina	03/10/1973
8 29	vs. Gonzaga	03/19/2005
29	vs. Charlotte	03/18/2004
10 28	vs. Drake	03/22/2025
28	vs. Northern Kentucky	03/22/2019
28	vs. Purdue	03/23/2018
28	vs. Florida	03/17/2018
28	vs. Northern Illinois	03/15/1996

FIELD GOALS ATTEMPTED - TEAM

FGA	OPPONENT	DATE
1 87	vs. Missouri	03/18/1976
2 80	vs. St. John's	03/18/1993
3 67	vs. Southern Illinois	03/15/2002
67	vs. Northern Illinois	03/15/1996
5 66	vs. Duke	03/24/2022
66	vs. Georgetown	03/21/1996

FREE THROWS MADE - TEAM

FTM	OPPONENT	DATE
1 23	vs. Georgetown	03/21/1996
23	vs. SMU	03/13/1956
3 20	vs. North Carolina	03/17/1996
4 19	vs. Drake	03/22/2025
19	vs. Creighton	03/17/1962
19	vs. Buffalo	03/24/2019

FREE THROWS ATTEMPTED - TEAM

FTA	OPPONENT	DATE
1 35	vs. Georgetown	03/21/1996
2 33	vs. Houston	03/18/1961
3 31	vs. Creighton	03/17/1962
4 30	vs. North Carolina	03/17/1996
5 29	vs. SMU	03/13/1956

3-POINT FIELD GOALS MADE - TEAM

3PM	OPPONENT	DATE
1 13	vs. UNCW	03/20/2025
2 12	vs. Montana State	03/18/2022
12	vs. North Carolina	03/17/1996
4 10	vs. Arkansas	03/21/2021
10	vs. Virginia	04/08/2019
6 9	vs. Michigan State	04/06/2019
9	vs. Gonzaga	03/30/2019
8 7	vs. NC State	03/21/2024
7	vs. Utah State	03/11/2021
7	vs. Butler	03/17/2016
7	vs. Boston College	03/15/2007
7	vs. Georgetown	03/21/1996
7	vs. St. John's	03/18/1993

3-POINT FIELD GOALS ATTEMPTED - TEAM

3PA	OPPONENT	DATE
1 46	vs. UNCW	03/20/2025
2 33	vs. St. John's	03/18/1993
3 31	vs. NC State	03/21/2024
4 30	vs. Virginia	04/08/2019
5 26	vs. North Carolina	03/17/1996
6 23	vs. Gonzaga	03/30/2019
23	vs. Michigan State	04/06/2019
8 22	vs. Northern Illinois	03/15/1996
9 20	vs. Montana St.	03/18/2022
20	vs. Arkansas	03/21/2021
20	vs. Villanova	03/25/2018

REBOUNDING - TEAM

REB	OPPONENT	DATE
1 45	vs. Buffalo	03/24/2019
2 42	vs. Notre Dame	03/20/2022
42	vs. Missouri	03/18/1976
4 41	vs. UNCW	03/20/2025
41	vs. Stephen F. Austin	03/15/2018

ASSISTS - TEAM

AST	OPPONENT	DATE
1 23	vs. Montana St.	03/18/2022
2 22	vs. North Carolina	03/17/1996
3 21	vs. UNCW	03/20/2025
21	vs. UCLA	03/17/2005
5 19	vs. Northern Illinois	03/15/1996
19	vs. South Carolina	03/10/1973
7 18	vs. Gonzaga	03/19/2005
18	vs. Northern Kentucky	03/22/2019
9 17	vs. Florida	03/17/2018
17	vs. Charlotte	03/18/2004
17	vs. Georgetown	03/13/1986

BLOCKS - TEAM

BLK	OPPONENT	DATE
1 8	vs. Northern Kentucky	03/22/2019
2 7	vs. Gonzaga	03/30/2019
3 6	vs. Duke	03/24/2022
6	vs. Stephen F. Austin	03/15/2018
5 5	vs. Montana St.	03/18/2022
5	vs. Purdue	03/23/2018
5	vs. Florida	03/17/2018
8 4	Notre Dame	03/20/2022
4	vs. Michigan	03/28/2019
4 4	vs. Michigan State	04/06/2019
4	vs. Butler	03/17/2016
4	vs. Northern Illinois	03/15/1996

STEALS - TEAM

STL	OPPONENT	DATE
1 11	vs. West Virginia	03/24/2005
2 10	vs. Southern Illinois	03/15/2002
10	vs. South Carolina	03/10/1973
4 9	vs. Gonzaga	03/30/2019
9	vs. St. John's	03/18/1993
9	vs. Boston College	03/15/1985
7 8	vs. Notre Dame	03/20/2022
8	vs. Utah State	03/11/2021
8	vs. Buffalo	03/24/2019
8	vs. Michigan	03/28/2019

TEXAS TECH • NCAA CHAMPIONSHIP TOURNAMENT RECORDS

POINTS - INDIVIDUAL

PTS	PLAYER	OPPONENT	DATE
1 29	Jarrett Culver	vs. Northern Kentucky	03/22/2019
2 28	Darrion Williams	vs. Drake	03/22/2025
28	Ronald Ross	vs. UCLA	03/17/2005
4 27	Kerwin Walton	vs. UNC Wilmington	03/20/2025
27	Jason Sasser	vs. North Carolina	03/17/1996
6 26	Will Flemons	vs. St. John's	03/18/1993
26	Harold Hudgens	vs. Cincinnati	03/17/1961
8 25	JT Toppin	vs. Drake	03/22/2025
25	Jason Sasser	vs. Georgetown	03/21/1996
10 24	Ronald Ross	vs. Gonzaga	03/19/2005
24	Del Ray Mounts	vs. Creighton	03/17/1962
24	Harold Hudgens	vs. Houston	03/18/1961
23	Keenan Evans	vs. Stephen F. Austin	03/15/2018
23	Rick Bullock	vs. Missouri	03/18/1976
23	Eugene Carpenter	vs. SMU	03/13/1956
22	Matt Mooney	vs. Michigan State	04/06/2019
22	Jarrett Culver	vs. Michigan	03/28/2019
22	Keenan Evans	vs. Florida	03/17/2018
22	Wendell Owens	vs. Georgetown	03/13/1986
21	Bryson Williams	vs. Duke	03/24/2022
21	Martin Zeno	vs. Boston College	03/15/2007
21	Jason Sasser	vs. Northern Illinois	03/15/1996
21	Mike Russell	vs. Syracuse	03/13/1976
21	Eugene Carpenter	vs. Santa Clara	03/09/1954
20	Bryson Williams	vs. Montana State	03/18/2022
20	Terrence Shannon, Jr.	vs. Montana State	03/18/2022
20	Terrence Shannon, Jr.	vs. Arkansas	03/21/2021
20	Andre Emmett	vs. Charlotte	03/18/2004
20	Bobby Gindorf	vs. Air Force	03/12/1962

FIELD GOALS MADE - INDIVIDUAL

FGM	PLAYER	OPPONENT	DATE
1 11	Darrion Williams	vs. Drake	03/22/2025
11	JT Toppin	vs. Drake	03/22/2025
11	Ronald Ross	vs. UCLA	03/17/2005
11	Harold Hudgens	vs. Houston	03/18/1961
5 10	Jarrett Culver	vs. Northern Kentucky	03/22/2019
10	Jason Sasser	vs. North Carolina	03/17/1996
10	Eugene Carpenter	vs. SMU	03/13/1956
8 9	Jarrett Culver	vs. Michigan	03/28/2019
9	Martin Zeno	vs. Boston College	03/15/2007
9	Ronald Ross	vs. Gonzaga	03/19/2005
9	Will Flemons	vs. St. John's	03/18/1993
9	Harold Hudgens	vs. Cincinnati	03/17/1961
8 Kerwin Walton	vs. UNC Wilmington	03/20/2025	
8	Bryson Williams	vs. Duke	03/24/2022
8	Bryson Williams	vs. Montana State	03/18/2022
8	Matt Mooney	vs. Michigan State	04/06/2019
8	Keenan Evans	vs. Florida	03/17/2018
8	Zhaire Smith	vs. Florida	03/17/2018
8	Ronald Ross	vs. West Virginia	03/24/2005
8	Jarrius Jackson	vs. UCLA	03/17/2005
8	Andre Emmett	vs. Charlotte	03/18/2004
8	Kasib Powell	vs. Southern Illinois	03/15/2002
8	Jason Sasser	vs. Georgetown	03/21/1996
8	Tony Benford	vs. Georgetown	03/13/1986
8	Bubba Jennings	vs. Boston College	03/15/1985
8	Rick Bullock	vs. Missouri	03/18/1976
8	Mike Russell	vs. Syracuse	03/13/1976
8	Rick Bullock	vs. South Carolina	03/10/1973
8	Bobby Gindorf	vs. Air Force	03/12/1962

FIELD GOALS ATTEMPTED - INDIVIDUAL

FGA	PLAYER	OPPONENT	DATE
1 24	Eugene Carpenter	vs. SMU	03/13/1956
2 22	Jarrett Culver	vs. Virginia	04/08/2019
22	Ronald Ross	vs. West Virginia	03/24/2005
4 21	Ronald Ross	vs. Gonzaga	03/19/2005
5 20	Ronald Ross	vs. UCLA	03/17/2005
20	Kasib Powell	vs. Southern Illinois	03/15/2002
20	Will Flemons	vs. St. John's	03/18/1993
20	Rick Bullock	vs. Missouri	03/18/1976
20	Del Ray Mounts	vs. Colorado	03/16/1962
20	Harold Hudgens	vs. Cincinnati	03/17/1961

BLOCKS - INDIVIDUAL

BLK	PLAYER	OPPONENT	DATE
1 5	Tariq Owens	vs. Northern Kentucky	03/22/2019
2 3	Tariq Owens	vs. Michigan State	04/06/2019
3	Tariq Owens	vs. Gonzaga	03/30/2019
3	Jarrett Culver	vs. Buffalo	03/24/2019
3	Zach Smith	vs. Stephen F. Austin	03/15/2018

3-POINT FIELD GOALS MADE - INDIVIDUAL

3PM	PLAYER	OPPONENT	DATE
1 8	Kerwin Walton	vs. UNC Wilmington	03/20/2025
2 4	Bryson Williams	vs. Montana State	03/18/2022
4	Matt Mooney	vs. Michigan State	04/06/2019
4	Devaugntah Williams	vs. Butler	03/17/2016
4	Cory Carr	vs. North Carolina	03/17/1996
4	Jason Sasser	vs. North Carolina	03/17/1996
7 3	Kerwin Walton	vs. NC State	03/21/2024
3	Terrence Shannon, Jr.	vs. Montana State	03/18/2022
3	Terrence Shannon, Jr.	vs. Arkansas	03/21/2021
3	Kyler Edwards	vs. Arkansas	03/21/2021
3	Mac McClung	vs. Utah State	03/19/2021
3	Davide Moretti	vs. Virginia	04/08/2019
3	Brandone Francis	vs. Virginia	04/08/2019
3	Davide Moretti	vs. Michigan	03/28/2019
3	Jarrett Culver	vs. Northern Kentucky	03/22/2019
3	Keenan Evans	vs. Florida	03/17/2018
3	Koy Smith	vs. North Carolina	03/17/1996
3	Cory Carr	vs. Georgetown	03/21/1996
3	Cory Carr	vs. Northern Illinois	03/15/1996
3	Will Flemons	vs. St. John's	03/18/1993

ASSISTS - INDIVIDUAL

AST	PLAYER	OPPONENT	DATE
1 10	Elijah Hawkins	vs. UNC Wilmington	03/20/2025
10	Jason Martin	vs. North Carolina	03/17/1996
3 9	Richard Little	vs. South Carolina	03/10/1973
4 8	Matt Mooney	vs. Northern Kentucky	03/22/2019
5 7	Elijah Hawkins	vs. Drake	03/22/2025
7	Adonis Arms	vs. Duke	03/24/2022
7	Jarrett Culver	vs. Northern Kentucky	03/22/2019
7	Zhaire Smith	vs. Florida	03/17/2018
7	Phil Wallace	vs. Boston College	03/15/1985
10 6	Darrion Williams	vs. NC State	03/21/2024
6	Terrence Shannon, Jr.	vs. Montana State	03/18/2022
6	Keenan Evans	vs. Butler	03/17/2016
6	Darryl Dora	vs. Charlotte	03/18/2004
6	Martin Zeno	vs. Gonzaga	03/19/2005
5	Kyler Edwards	vs. Arkansas	03/21/2021
5	Jarrett Culver	vs. Virginia	04/08/2019
5	Matt Mooney	vs. Michigan State	03/30/2019
5	Jarrett Culver	vs. Buffalo	03/24/2019
5	Keenan Evans	vs. Stephen F. Austin	03/15/2018
5	Koy Smith	vs. North Carolina	03/17/1996
5	Jason Martin	vs. Northern Illinois	03/15/1996
5	Jason Sasser	vs. St. John's	03/18/1993
5	Tobin Doda	vs. Georgetown	03/13/1986

3-POINT FIELD GOALS ATTEMPTED - INDIVIDUAL

3PA	PLAYER	OPPONENT	DATE
1 19	Kerwin Walton	vs. UNC Wilmington	03/20/2025
2 10	Pop Isaacs	vs. NC State	03/21/2024
10	Cory Carr	vs. Northern Illinois	03/15/1996
4 9	Cory Carr	vs. North Carolina	03/17/1996
5 8	Matt Mooney	vs. Michigan State	04/06/2019
8	Devaugntah Williams	vs. Butler	03/17/2016
8	Cory Carr	vs. Georgetown	03/21/1996
8	Koy Smith	vs. St. John's	03/18/1993
9 7	Joe Toussaint	vs. NC State	03/21/2024
7	Brandone Francis	vs. Virginia	04/08/2019
7	Jarrett Culver	vs. Villanova	03/25/2018
7	Will Flemons	vs. St. John's	03/18/1993

FREE THROWS MADE - INDIVIDUAL

FTM	PLAYER	OPPONENT	DATE
1 12	Del Ray Mounts	vs. Creighton	03/17/1962
12	Ned Underwood	vs. SMU	03/13/1956
3 10	Elijah Hawkins	vs. Drake	03/22/2025
10	Keenan Evans	vs. Stephen F. Austin	03/15/2018
5 9	Keenan Evans	vs. Purdue	03/23/2018
9	Eugene Carpenter	vs. Santa Clara	03/09/1954
7 8	Wendell Owens	vs. Georgetown	03/13/1986
8	Del Ray Mounts	vs. Houston	03/18/1961
8	Harold Hudgens	vs. Cincinnati	03/17/1961

FREE THROWS ATTEMPTED - INDIVIDUAL

FTA	PLAYER	OPPONENT	DATE
1 14	Del Ray Mounts	vs. Creighton	03/17/1962
14	Ned Underwood	vs. SMU	03/13/1956
3 12	Rick Bullock	vs. Missouri	03/18/1976
4 11	Elijah Hawkins	vs. Drake	03/22/2025
11	Del Ray Mounts	vs. Houston	03/18/1961
11	Eugene Carpenter	vs. Santa Clara	03/09/1954

REBOUNDING - INDIVIDUAL

REB	PLAYER	OPPONENT	DATE
1 15	Kevin Obanor	vs. Notre Dame	03/20/2022
15	Norense Odiasie	vs. Buffalo	03/24/2019
3 14	Tony Battie	vs. North Carolina	03/17/1996
14	Mike Russell	vs. Syracuse	03/18/1976
14	Rick Bullock	vs. Missouri	03/18/1976
6 12	JT Toppin	vs. Drake	03/22/2025
12	Vince Taylor	vs. Boston College	03/15/1985
12	Mike Russell	vs. Syracuse	03/13/1976
12	Harold Hudgens	vs. Air Force	03/12/1962
10 11	JT Toppin	vs. UNC Wilmington	03/20/2025
11	Kevin Obanor	vs. Montana State	03/18/2022
10	Kevin Obanor	vs. Duke	03/24/2022
10	Tariq Owens	vs. Michigan	03/28/2019
10	Jarrett Culver	vs. Buffalo	03/24/2019
10	Darryl Dora	vs. Charlotte	03/18/2004
10	Andy Ellis	vs. Southern Illinois	03/15/2002
10	Will Flemons	vs. St. John's	03/18/1993
10	Harold Hudgens	vs. Colorado	03/16/1962

STEALS - INDIVIDUAL

STL	PLAYER	OPPONENT	DATE
1 5	Matt Mooney	vs. Northern Kentucky	03/22/2019
5	Will Chavis	vs. Southern Illinois	03/15/2002
3 4	Ronald Ross	vs. West Virginia	03/24/2005
4	Richard Little	vs. South Carolina	03/10/1973
5 3	Kyler Edwards	vs. Utah State	03/11/2021
3	Jarrett Culver	vs. Gonzaga	03/30/2019
3	Matt Mooney	vs. Gonzaga	03/30/2019
3	Jarrett Culver	vs. Michigan	03/28/2019
3	Jarrius Jackson	vs. West Virginia	03/24/2005
3	Ronald Ross	vs. Gonzaga	03/19/2005
3	Ronald Ross	vs. UCLA	03/17/2005
3	Saint Joseph's	vs. Saint Joseph's	03/20/2004
3	Andre Emmett	vs. Charlotte	03/18/2004
3	Andre Emmett	vs. Southern Illinois	03/15/2002
3	Jason Martin	vs. Georgetown	03/21/1996
3	Jason Sasser	vs. St. John's	03/18/1993
3	Wendell Owens	vs. Georgetown	03/13/1986
3	Bubba Jennings	vs. Boston College	03/15/1985
3	Phil Wallace	vs. Boston College	03/15/1985
3	Mike Russell	vs. Missouri	03/18/1976
3	Steve Dunn	vs. Syracuse	03/13/1976

NCAA TOURNAMENT - DOUBLE-DOUBLES (18)

PLAYER	OPPONENT	DATE
JT Toppin	vs. Drake	03/22/2025
25 PTS • 12 REB	vs. Drake	03/22/2025
Elijah Hawkins	vs. UNC Wilmington	03/20/2025
14 PTS • 10 AST	vs. UNC Wilmington	03/20/2025
JT Toppin	vs. UNC Wilmington	03/20/2025
12 PTS • 11 REB	vs. UNC Wilmington	03/20/2025
Kevin Obanor	vs. Montana State	03/18/2022
10 PTS • 11 REB	vs. Montana State	03/18/2022
Kevin Obanor	vs. Notre Dame	03/20/2022
15 PTS • 15 REB	vs. Notre Dame	03/20/2022
Kevin Obanor	vs. Duke	03/24/2022
10 PTS • 10 REB	vs. Duke	03/24/2022
Norense Odiasie	vs. Buffalo	03/24/2019
14 PTS • 15 REB	vs. Buffalo	03/24/2019
Jarrett Culver	vs. Buffalo	03/24/2019
16 PTS • 10 REB	vs. Buffalo	03/24/2019
Darryl Dora	vs. Charlotte	03/18/2004
12 PTS • 10 REB	vs. Charlotte	03/18/2004
Andy Ellis	vs. Southern Illinois	03/15/2002
19 PTS • 10 REB	vs. Southern Illinois	03/15/2002
Tony Battie	vs. North Carolina	03/17/1996
16 PTS • 14 REB	vs. North Carolina	03/17/1996
Will Flemons	vs. St. John's	03/18/1993
26 PTS • 10 REB	vs. St. John's	03/18/1993
Vince Taylor	vs. Boston College	03/15/1985
12 PTS • 12 REB	vs. Boston College	03/15/1985
Rick Bullock	vs. Missouri	03/18/1976
23 PTS • 14 REB	vs. Missouri	03/18/1976
Mike Russell	vs. Missouri	03/18/1976
14 PTS • 14 REB	vs. Missouri	

TEXAS TECH TEAM PRODUCTION & AVERAGES

Opponent	Date	Score		Total		3-Pointers		Free throws		Rebounds				PF	A	TO	BLK	STL	PTS	AVG
				FG-FGA	PCT	3FG-3FGA	PCT	FT-FTA	PCT	OFF	DEF	TOT	AVG							
Bethune-Cookman	11/05/2024	94-61	W	36-63	.571	16-30	.533	6-10	.600	12	32	44	44.0	12	17	12	6	7	94	94.0
Northwestern St.	11/08/2024	86-65	W	29-57	.509	6-19	.316	22-29	.759	11	27	38	41.0	18	15	9	3	7	86	90.0
Wyoming	11/13/2024	96-49	W	39-61	.639	10-18	.556	8-11	.727	11	23	34	38.7	16	21	13	1	17	96	92.0
Ark.-Pine Bluff	11/18/2024	98-64	W	37-62	.597	14-35	.400	10-12	.833	10	21	31	36.8	11	30	15	1	12	98	93.5
vs Saint Joseph's	11/21/2024	77-78	L	28-66	.424	4-20	.200	17-20	.850	17	27	44	38.2	21	14	11	3	5	77	90.2
vs Syracuse	11/22/2024	79-74	W	27-63	.429	8-24	.333	17-21	.810	9	21	30	36.8	19	17	3	4	6	79	88.3
Northern Colo.	11/29/2024	89-64	W	26-56	.464	13-23	.565	24-26	.923	13	30	43	37.7	16	14	15	2	6	89	88.4
DePaul	12/04/2024	76-62	W	29-58	.500	5-17	.294	13-17	.765	8	26	34	37.3	10	11	6	0	11	76	86.9
vs Texas A&M	12/08/2024	67-72	L	23-51	.451	12-31	.387	9-12	.750	9	26	35	37.0	16	18	18	7	6	67	84.7
Oral Roberts	12/16/2024	86-50	W	34-64	.531	10-29	.345	8-13	.615	13	28	41	37.4	11	26	10	4	7	86	84.8
Lamar University	12/21/2024	101-57	W	36-65	.554	13-29	.448	16-18	.889	13	29	42	37.8	10	19	8	4	9	101	86.3
UCF	12/31/2024	83-87	L	33-72	.458	3-16	.188	14-18	.778	17	21	38	37.8	17	13	10	5	6	83	86.0
at Utah	01/04/2025	93-65	W	34-58	.586	12-26	.462	13-18	.722	11	20	31	37.3	19	24	5	2	7	93	86.5
at BYU	01/07/2025	72-67	W	26-58	.448	10-28	.357	10-16	.625	14	25	39	37.4	19	12	9	1	5	72	85.5
Iowa St.	01/11/2025	84-85	Lot	28-66	.424	9-20	.450	19-24	.792	16	21	37	37.4	19	16	15	1	5	84	85.4
at Kansas St.	01/14/2025	61-57	W	26-52	.500	5-13	.385	4-7	.571	9	26	35	37.3	12	18	14	3	4	61	83.9
Arizona	01/18/2025	70-54	W	24-66	.364	6-23	.261	16-18	.889	16	34	50	38.0	15	14	10	1	2	70	83.1
at Cincinnati	01/21/2025	81-71	W	27-60	.450	12-31	.387	15-18	.833	10	24	34	37.8	16	13	8	1	6	81	82.9
Oklahoma St.	01/26/2025	64-54	W	22-50	.440	8-26	.308	12-21	.571	7	20	27	37.2	17	13	13	3	10	64	81.9
TCU	01/29/2025	71-57	W	23-49	.469	10-31	.323	15-21	.714	8	26	34	37.1	17	16	11	3	4	71	81.4
at Houston	02/01/2025	82-81	Wot	23-54	.426	12-30	.400	24-34	.706	14	23	37	37.0	20	10	13	4	6	82	81.4
Baylor	02/04/2025	73-59	W	27-68	.397	11-29	.379	8-10	.800	14	27	41	37.2	15	15	8	4	4	73	81.0
at Arizona	02/08/2025	73-82	L	26-70	.371	12-33	.364	9-10	.900	12	17	29	36.9	17	15	9	3	8	73	80.7
Arizona St.	02/12/2025	111-106	Wot2	39-68	.574	10-26	.385	23-32	.719	11	27	38	36.9	13	21	14	2	9	111	82.0
at Oklahoma St.	02/15/2025	93-55	W	30-62	.484	16-37	.432	17-19	.895	9	31	40	37.0	16	25	8	3	8	93	82.4
at TCU	02/18/2025	66-69	L	26-53	.491	9-25	.360	5-8	.625	7	22	29	36.7	17	19	13	3	5	66	81.8
West Virginia	02/22/2025	73-51	W	26-56	.464	9-22	.409	12-15	.800	9	32	41	36.9	9	12	9	3	5	73	81.4
Houston	02/24/2025	61-69	L	17-57	.298	6-30	.200	21-26	.808	17	23	40	37.0	18	10	10	3	6	61	80.7
at Kansas	03/01/2025	78-73	W	28-62	.452	15-43	.349	7-8	.875	6	23	29	36.7	15	17	8	2	5	78	80.6
Colorado	03/05/2025	91-75	W	31-64	.484	16-33	.485	13-16	.813	10	22	32	36.6	16	18	6	4	6	91	81.0
at Arizona St.	03/08/2025	85-57	W	28-62	.452	12-33	.364	17-20	.850	9	30	39	36.6	19	17	2	5	4	85	81.1
vs Baylor	03/13/2025	76-74	W	25-64	.391	15-34	.441	11-16	.688	17	23	40	36.8	15	16	7	4	1	76	80.9
vs Arizona	03/14/2025	80-86	L	26-61	.426	9-28	.321	19-30	.633	14	21	35	36.7	18	13	7	5	6	80	80.9
vs UNCW	03/20/2025	82-72	W	27-69	.391	13-46	.283	15-23	.652	14	27	41	36.8	16	21	7	3	4	82	80.9
vs Drake	03/22/2025	77-64	W	28-52	.538	2-14	.143	19-22	.864	5	28	33	36.7	11	13	5	3	2	77	80.8
Total		2829		994-2119	.469	353-952	.371	488-639	.764	402	883	1285	36.7	546	583	341	106	221	2829	80.8
Opponents		2366		845-1986	.425	217-680	.319	459-656	.700	347	785	1132	32.3	564	394	405	92	207	2366	67.6

Texas Tech Averages

Games Played	Points/game	FG Pct	3FG Pct	FT Pct	Rebounds/game	Assists/game	Turnovers/game	Assist/Turnover ratio	Steals/game	Blocks/game
35	80.8	46.9	37.1	76.4	36.7	16.7	9.7	1.7	6.3	3.0

OPPONENT PRODUCTION & AVERAGES

Opponent	Date	Score		Total		3-Pointers		Free throws		Rebounds				PF	A	TO	BLK	STL	PTS	AVG
				FG-FGA	PCT	3FG-3FGA	PCT	FT-FTA	PCT	OFF	DEF	TOT	AVG							
Bethune-Cookman	11/05/2024	94-61	W	25-60	.417	6-16	.375	5-10	.500	5	16	21	21.0	10	13	9	3	7	61	61.0
Northwestern St.	11/08/2024	86-65	W	22-59	.373	8-18	.444	13-22	.591	14	21	35	28.0	20	10	12	3	5	65	63.0
Wyoming	11/13/2024	96-49	W	18-53	.340	3-14	.214	10-18	.556	17	12	29	28.3	14	5	25	0	6	49	58.3
Ark.-Pine Bluff	11/18/2024	98-64	W	25-48	.521	6-16	.375	8-13	.615	5	17	22	26.8	13	9	23	2	9	64	59.8
vs Saint Joseph's	11/21/2024	77-78	L	23-50	.460	12-22	.545	20-29	.690	6	22	28	27.0	14	17	13	2	8	78	63.4
vs Syracuse	11/22/2024	79-74	W	22-53	.415	6-21	.286	24-28	.857	10	29	39	29.0	20	8	12	2	3	74	65.2
Northern Colo.	11/29/2024	89-64	W	24-61	.393	6-23	.261	10-16	.625	10	18	28	28.9	19	9	11	2	12	64	65.0
DePaul	12/04/2024	76-62	W	24-57	.421	11-35	.314	3-6	.500	6	22	28	28.8	18	16	14	4	3	62	64.6
vs Texas A&M	12/08/2024	67-72	L	25-67	.373	9-24	.375	13-18	.722	18	19	37	29.7	13	13	9	4	9	72	65.4
Oral Roberts	12/16/2024	86-50	W	18-53	.340	7-25	.280	7-12	.583	8	20	28	29.5	13	7	15	2	6	50	63.9
Lamar University	12/21/2024	101-57	W	23-70	.329	6-20	.300	5-9	.556	18	18	36	30.1	12	10	13	4	3	57	63.3
UCF	12/31/2024	83-87	L	29-56	.518	10-23	.435	19-22	.864	9	25	34	30.4	18	9	14	2	4	87	65.3
at Utah	01/04/2025	93-65	W	22-52	.423	6-23	.261	15-26	.577	13	16	29	30.3	15	15	9	2	2	65	65.2
at BYU	01/07/2025	72-67	W	25-57	.439	5-23	.217	12-21	.571	13	23	36	30.7	13	13	8	2	7	67	65.4
Iowa St.	01/11/2025	84-85	Lot	31-59	.525	6-17	.353	17-24	.708	9	22	31	30.7	19	12	15	3	11	85	66.7
at Kansas St.	01/14/2025	61-57	W	19-52	.365	9-30	.300	10-12	.833	6	18	24	30.3	13	10	10	2	8	57	66.1
Arizona	01/18/2025	70-54	W	18-58	.310	3-18	.167	15-19	.789	8	26	34	30.5	16	8	7	7	7	54	65.4
at Cincinnati	01/21/2025	81-71	W	27-52	.519	3-14	.214	14-19	.737	3	24	27	30.3	13	14	8	3	4	71	65.7
Oklahoma St.	01/26/2025	64-54	W	19-42	.452	3-13	.231	13-18	.722	6	24	30	30.3	21	9	22	0	8	54	65.1
TCU	01/29/2025	71-57	W	20-57	.351	5-18	.278	12-22	.545	14	19	33	30.5	20	10	8	0	5	57	64.7
at Houston	02/01/2025	82-81	Wot	29-64	.453	5-14	.357	18-27	.667	16	22	38	30.8	24	11	12	2	9	81	65.4
Baylor	02/04/2025	73-59	W	19-56	.339	5-18	.278	16-20	.800	13	28	41	31.3	12	8	12	3	4	59	65.1
at Arizona	02/08/2025	73-82	L	30-58	.517	4-13	.308	18-23	.783	12	30	42	31.7	13	18	14	7	8	82	65.9
Arizona St.	02/12/2025	111-106	Wot2	40-72	.556	13-27	.481	13-16	.813	5	22	27	31.5	23	16	12	2	11	106	67.5
at Oklahoma St.	02/15/2025	93-55	W	19-51	.373	6-17	.353	11-21	.524	6	23	29	31.4	16	9	14	4	5	55	67.0
at TCU	02/18/2025	66-69	L	24-58	.414	6-17	.353	15-22	.682	15	22	37	31.7	10	9	9	2	7	69	67.1
West Virginia	02/22/2025	73-51	W	19-58	.328	6-27	.222	7-11	.636	8	23	31	31.6	16	9	9	4	4	51	66

TEXAS TECH SINGLE-GAME HIGHS

POINTS	41	JT Toppin vs Arizona St. (02/12/2025)
	32	JT Toppin at Oklahoma St. (02/15/2025)
	30	JT Toppin vs Colorado (03/05/2025)
	28	Darrion Williams vs Drake (N) (03/22/2025)
	27	Kerwin Walton vs UNCW (N) (03/20/2025)
	27	Darrion Williams vs Arizona St. (02/12/2025)
FIELD GOALS MADE	17	JT Toppin vs Arizona St. (02/12/2025)
	12	JT Toppin at Oklahoma St. (02/15/2025)
FIELD GOAL ATTEMPTS	22	JT Toppin vs Arizona St. (02/12/2025)
	21	JT Toppin at Arizona (02/08/2025)
FIELD GOAL PERCENTAGE (min 5 made)	1.000 (6-6)	Federiko Federiko vs UCF (12/31/2024)
	.909 (10-11)	JT Toppin vs Northwestern St. (11/08/2024)
3 PT FG MADE	8	Kerwin Walton vs UNCW (N) (03/20/2025)
	7	Kerwin Walton vs Bethune-Cookman (11/05/2024)
3 PT FG ATTEMPTS	19	Kerwin Walton vs UNCW (N) (03/20/2025)
	12	Elijah Hawkins vs UNCW (N) (03/20/2025)
	12	Kerwin Walton vs Bethune-Cookman (11/05/2024)
3 PT FG PERCENTAGE (min 2 made)	1.000 (4-4)	Christian Anderson vs Iowa St. (01/11/2025)
	1.000 (4-4)	Chance McMillian vs Wyoming (11/13/2024)
	1.000 (2-2)	JT Toppin vs Colorado (03/05/2025)
	1.000 (2-2)	Eemeli Yalaho vs Lamar University (12/21/2024)
	1.000 (2-2)	Devan Cambridge vs Wyoming (11/13/2024)
FREE THROWS MADE	10	Elijah Hawkins vs Drake (N) (03/22/2025)
	9	Darrion Williams at Utah (01/04/2025)
FREE THROW ATTEMPTS	12	Darrion Williams at Utah (01/04/2025)
	11	Elijah Hawkins vs Drake (N) (03/22/2025)
	11	JT Toppin vs Arizona St. (02/12/2025)
FREE THROW PERCENTAGE (min 3 made)	1.000 (7-7)	Christian Anderson at Arizona St. (03/08/2025)
	1.000 (7-7)	JT Toppin at Oklahoma St. (02/15/2025)
	1.000 (7-7)	Chance McMillian vs Arizona St. (02/12/2025)
	1.000 (7-7)	Chance McMillian at Houston (02/01/2025)
	1.000 (6-6)	Darrion Williams vs Baylor (02/04/2025)
	1.000 (6-6)	JT Toppin vs TCU (01/29/2025)
	1.000 (6-6)	Chance McMillian vs Northern Colo. (11/29/2024)
	1.000 (6-6)	Darrion Williams vs Northern Colo. (11/29/2024)
	1.000 (6-6)	Darrion Williams vs Northwestern St. (11/08/2024)
	1.000 (5-5)	Darrion Williams vs Drake (N) (03/22/2025)
	1.000 (5-5)	Elijah Hawkins at Houston (02/01/2025)
	1.000 (5-5)	Elijah Hawkins vs UCF (12/31/2024)
	1.000 (4-4)	Kevin Overton vs Baylor (N) (03/13/2025)
	1.000 (4-4)	Darrion Williams at Kansas (03/01/2025)
	1.000 (4-4)	Darrion Williams vs West Virginia (02/22/2025)
	1.000 (4-4)	Chance McMillian at Oklahoma St. (02/15/2025)
	1.000 (4-4)	Christian Anderson at Arizona (02/08/2025)
	1.000 (4-4)	Chance McMillian at Cincinnati (01/21/2025)
	1.000 (4-4)	Federiko Federiko vs Arizona (01/18/2025)
	1.000 (4-4)	Kevin Overton vs Lamar University (12/21/2024)
REBOUNDS	18	JT Toppin vs Saint Joseph's (N) (11/21/2024)
	16	JT Toppin vs Arizona (01/18/2025)
ASSISTS	12	Elijah Hawkins at Arizona (02/08/2025)
	11	Elijah Hawkins vs Baylor (N) (03/13/2025)
	11	Elijah Hawkins vs Ark.-Pine Bluff (11/18/2024)
	11	Darrion Williams vs Northwestern St. (11/08/2024)

TEXAS TECH • NATIONAL & BIG 12 STAT RANKINGS - UPDATED 3/24/2025

Statistic	National Rank	Conference Rank	Value	National Leader	Value	Conference Leader	Value
Assist/Turnover Ratio (355 ranked)	6	1	1.71	Gonzaga	2.07	Texas Tech	1.71
Assists Per Game (355 ranked)	24	4	16.7	Gonzaga	19.7	Kansas	17.7
Bench Points per game (355 ranked)	180	10	19.89	Southern U.	39.16	Oklahoma St.	30.76
Blocks Per Game (355 ranked)	216	14	3.0	UConn	6.2	Kansas	4.7
Effective FG pct (355 ranked)	35	2	0.552	Cornell	0.592	BYU	0.572
Fastbreak Points (355 ranked)	131	7	10.51	Milwaukee	18.38	Arizona	13.86
Field Goal Percentage (355 ranked)	61	5	46.9	Northern Colo.	50.7	BYU	48.3
Field Goal Percentage Defense (355 ranked)	100	7	42.5	Tennessee	38.2	Houston	38.4
Fouls Per Game (355 ranked)	70	3	15.6	Creighton	11.1	Cincinnati	13.9
Free Throw Attempts Per Game (355 ranked)	228	10	18.3	Winthrop	28.5	Oklahoma St.	23.9
Free Throw Percentage (355 ranked)	38	3	76.4	Wisconsin	82.6	UCF	77.7
Free Throws Made Per Game (355 ranked)	162	8	13.9	South Dakota	20.0	UCF	17.6
Rebound Margin (355 ranked)	50	5	4.4	Saint Mary's (CA)	10.3	Arizona	7.5
Rebounds (Defensive) Per Game (355 ranked)	133	7	25.23	Alabama	30.31	Kansas	27.97
Rebounds (Offensive) Per Game (355 ranked)	103	7	11.49	Texas A&M	15.97	Baylor	12.97
Rebounds Per Game (355 ranked)	102	6	36.71	Alabama	42.86	Arizona	40.08
Scoring Defense (355 ranked)	53	4	67.6	Houston	58.4	Houston	58.4
Scoring Margin (355 ranked)	9	2	13.2	Duke	21.5	Houston	16.1
Scoring Offense (355 ranked)	27	3	80.8	Alabama	90.8	Arizona	82.2
Steals Per Game (355 ranked)	232	14	6.3	Abilene Christian	10.3	Iowa St.	9.3
Three Point Attempts Per Game (355 ranked)	45	2	27.2	North Florida	35.8	BYU	28.5
Three Point Percentage (355 ranked)	35	3	37.1	Bradley	39.9	Houston	39.8
Three Point Percentage Defense (355 ranked)	82	6	31.9	Michigan St.	27.8	West Virginia	29.7
Three Pointers Per Game (355 ranked)	23	2	10.1	North Florida	12.8	BYU	10.6
Turnover Margin (355 ranked)	68	5	1.8	UC San Diego	7.2	Houston	4.5
Turnovers Forced Per Game (355 ranked)	211	11	11.57	Abilene Christian	17.09	Iowa St.	15.23
Turnovers Per Game (355 ranked)	21	2	9.7	UC San Diego	8.7	Houston	9.2
Winning Percentage (354 ranked)	21	2	77.1	Duke	91.7	Houston	88.9

TEXAS TECH • PLAYER NATIONAL & BIG 12 STAT RANKINGS - UPDATED 3/24/2025

Statistic	Player	National Rank	Conference Rank	Value	National Leader	Value	Conference Leader	Value
Assist/Turnover Ratio (350 ranked)	Elijah Hawkins	5	1	3.40	Garrison Keeslar, Chattanooga	5.25	Elijah Hawkins, Texas Tech	3.40
	Darrion Williams	131	8	1.98				
Assists (348 ranked)	Elijah Hawkins	12	1	214	Ryan Nembhard, Gonzaga	344	Elijah Hawkins, Texas Tech	214
	Darrion Williams	194	15	119				
Assists Per Game (350 ranked)	Elijah Hawkins	12	1	6.5	Ryan Nembhard, Gonzaga	9.8	Elijah Hawkins, Texas Tech	6.5
	Darrion Williams	192	13	3.7				
Blocks (345 ranked)	JT Toppin	127	9	42	Gabe Dynes, Youngstown St.	104	Moustapha Thiam, UCF	78
Blocks Per Game (350 ranked)	JT Toppin	120	7	1.35	Obinna Anochili-Killen, Marshall	3.19	Jayden Quaintance, Arizona St.	2.63
Double Doubles (301 ranked)	JT Toppin	8	2	17	Yaxel Lendeborg, UAB Maxime Raynaud, Stanford	25	Norchad Omier, Baylor	22
	Elijah Hawkins	126	7	6				
Field Goal Attempts (350 ranked)	JT Toppin	155	10	404	Jaron Pierre Jr., Jacksonville St.	628	Caleb Love, Arizona	517
	Darrion Williams	240	14	380				
Field Goal Percentage (350 ranked)	JT Toppin	32	2	56.2	Max Brooks, UMass Lowell	70.5	David N'Guessan, Kansas St.	64.4
	Darrion Williams	223	6	44.5				
Field Goals (348 ranked)	JT Toppin	33	2	227	Trey Kaufman-Renn, Purdue	287	Hunter Dickinson, Kansas	242
	Darrion Williams	266	12	169				
Free Throw Attempts (344 ranked)	JT Toppin	315	11	131	Aniwaniwa Tait-Jones, UC San Diego	297	Keyshawn Hall, UCF	244
Free Throw Percentage (345 ranked)	Darrion Williams	103	8	83.8	Tamar Bates, Missouri	94.6	Julian Hammond III, Colorado	90.7
Free Throws (348 ranked)					John Tonje, Wisconsin	231	Keyshawn Hall, UCF	199
Minutes Per Game (350 ranked)	Chance McMillian	222	8	33:02	Bennett Stirtz, Drake	39:22	Alston Mason, Arizona St.	36:25
Points (349 ranked)	JT Toppin	97	6	562	Jaron Pierre Jr., Jacksonville St.	777	Keyshawn Hall, UCF	620
	Darrion Williams	309	14	469				
Points Per Game (1478 ranked)	JT Toppin	66	3	18.1	Eric Dixon, Villanova	23.0	Keyshawn Hall, UCF	18.8
	Darrion Williams	291	13	14.7				
	Chance McMillian	352	15	14.2				
	Christian Anderson	929	45	10.5				
	Elijah Hawkins	1118	54	9.4				
Rebounds (349 ranked)	JT Toppin	37	3	289	Carson Towt, Northern Ariz.	423	Norchad Omier, Baylor	379
Rebounds (Defensive) Per Game (350 ranked)	JT Toppin	39	3	6.13	Carson Towt, Northern Ariz.	8.94	Hunter Dickinson, Kansas	7.24
Rebounds (Offensive) Per Game (349 ranked)	JT Toppin	29	2	3.19	Zuby Ejofor, St. John's (NY)	4.39	Norchad Omier, Baylor	4.09
	Federiko Federiko	215	14	2.21				
Rebounds Per Game (350 ranked)	JT Toppin	19	3	9.3	Carson Towt, Northern Ariz.	12.4	Norchad Omier, Baylor	10.8
Steals (350 ranked)	Elijah Hawkins	136	10	52	Hayden Gray, UC San Diego	110	Arturo Dean, Oklahoma St.	81
Steals Per Game (348 ranked)	Elijah Hawkins	169	11	1.58	Kellen Tynes, Maine	3.15	Arturo Dean, Oklahoma St.	2.45
Three Point Attempts (346 ranked)	Christian Anderson	271	14	176	Robert Davis Jr., Old Dominion	348	Gabe Madsen, Utah	300
Three Point Percentage (115 ranked)					Tyler Lundblade, Belmont	48.1	LJ Cryer, Houston	42.8
Three Pointers Per Game (349 ranked)	Chance McMillian	165	10	2.30	Abdi Bashir Jr., Monmouth	3.85	LJ Cryer, Houston	3.06
	Christian Anderson	257	15	2.06				
Total 3-point FGM (350 ranked)	Chance McMillian	218	12	69	Abdi Bashir Jr., Monmouth	127	LJ Cryer, Houston	110
	Christian Anderson	230	13	68				
	Kerwin Walton	334	18	61				
Triple Doubles (4 ranked)					Bez Mbeng, Yale	3		

TEXAS TECH RECORDS • YEAR-BY-YEAR & COACHING RECORDS

SEASON	OVERALL			CONF.			HOME	AWAY		NEUTRAL	SEASON	OVERALL			CONF.			HOME	AWAY		NEUTRAL	SEASON	OVERALL			CONF.			HOME	AWAY		NEUTRAL
	W-L	W-L	FINISH	W-L	W-L	W-L		W-L	W-L			W-L	W-L	W-L	FINISH	W-L	W-L		FINISH	W-L			W-L	W-L	W-L	FINISH	W-L	W-L		FINISH	W-L	
1925-26	6-8	—	—	5-4	1-4	0-0					1959-60	10-14	7-7	T-4th	6-5	4-7	0-2				1993-94	17-11	10-4	T-2nd	8-4	6-5	3-2					
1926-27	8-10	—	—	6-3	2-7	0-0					1960-61	15-10	11-3	1st	9-4	5-5	1-1				1994-95	20-10	11-3	T-1st	13-0	4-8	3-2					
1927-28	9-7	—	—	5-3	4-4	0-0					1961-62	19-8	11-3	T-1st	10-2	7-4	2-2				1995-96	30-2	14-0	1st	13-0	11-0	6-2					
1928-29	9-8	—	—	6-4	3-4	0-0					1962-63	6-17	6-8	T-5th	4-8	2-9	0-0				1996-97	19-9	10-6	T-3rd	9-3	7-4	3-2					
1929-30	13-6	—	—	10-2	3-4	0-0					1963-64	16-7	11-3	2nd	11-1	5-6	0-0				1997-98	13-14	7-9	T-7th	8-5	5-8	0-1					
1930-31	11-9	—	—	7-3	4-6	0-0					1964-65	17-6	12-2	1st	10-1	6-4	1-1				1998-99	13-17	5-11	T-10th	10-5	2-9	1-3					
1931-32	9-14	—	—	5-4	4-10	0-0					1965-66	13-11	8-6	3rd	10-3	3-8	0-0				1999-00	12-16	3-13	11th	8-7	4-8	0-1					
1932-33	15-8	5-1	1st	6-4	9-4	0-0					1966-67	9-15	7-7	5th	7-5	2-10	0-0				2000-01	9-19	3-13	T-11th	6-8	2-9	1-2					
1933-34	18-5	7-1	1st	9-3	9-2	0-0					1967-68	9-15	5-9	T-7th	7-5	2-10	0-0				2001-02	23-9	10-6	T-3rd	15-2	6-5	2-2					
1934-35	14-10	9-1	1st	10-6	4-4	0-0					1968-69	11-13	6-8	T-4th	6-7	5-6	0-0				2002-03	22-13	6-10	T-7th	13-4	6-6	3-3					
1935-36	10-10	8-6	3rd	4-4	6-6	0-0					1969-70	14-10	8-6	T-3rd	10-3	3-7	1-0				2003-04	23-11	9-7	T-5th	15-1	4-7	4-3					
1936-37	18-7	11-5	2nd	10-1	5-5	3-1					1970-71	16-10	9-5	3rd	11-3	4-7	1-0				2004-05	22-11	10-6	4th	13-2	5-5	4-4					
1937-38	9-13	7-7	T-4th	4-6	4-4	1-3					1971-72	14-12	8-6	5th	9-3	5-6	0-3				2005-06	15-17	6-10	T-7th	12-4	2-9	1-4					
1938-39	13-6	13-5	2nd	8-2	5-3	0-1					1972-73	19-8	12-2	1st	11-2	7-5	1-1				2006-07	21-13	9-7	5th	13-3	6-5	2-5					
1939-40	21-7	5-1	N/A	11-0	7-5	3-2					1973-74	17-9	10-4	T-2nd	10-3	7-6	0-0				2007-08	16-15	7-9	T-7th	13-2	2-10	1-3					
1940-41	19-6	6-0	N/A	10-0	7-2	2-4					1974-75	18-8	11-3	T-2nd	11-2	7-5	0-1				2008-09	14-19	3-13	11th	12-6	0-11	2-2					
1941-42	16-11	12-4	2nd	8-1	6-7	2-3					1975-76	25-6	13-3	2nd	12-1	7-3	6-2				2009-10	19-16	4-12	T-9th	14-5	4-10	1-1					
1942-43	13-11	7-5	5th	6-3	6-4	1-4					1976-77	20-9	12-4	3rd	11-2	7-4	2-3				2010-11	13-19	5-11	T-10th	11-7	2-9	0-3					
1943-44	5-18	—	—	4-9	0-7	1-2					1977-78	19-10	10-6	4th	11-3	6-3	2-4				2011-12	8-23	1-17	10th	7-8	1-11	0-4					
1944-45	10-14	—	—	5-3	4-9	1-2					1978-79	19-11	9-7	T-4th	11-4	4-5	4-2				2012-13	11-20	3-15	9th	9-11	1-8	1-1					
1945-46	15-10	7-4	3rd	10-2	4-7	1-1					1979-80	16-13	8-8	T-4th	11-2	4-7	1-4				2013-14	14-18	6-12	9th	11-6	2-10	1-2					
1946-47	10-12	8-8	T-5th	8-1	1-9	1-2					1980-81	15-13	8-8	T-4th	12-2	2-10	1-1				2014-15	13-19	3-15	10th	13-6	0-10	0-3					
1947-48	16-12	10-6	2nd	9-1	3-9	4-2					1981-82	17-11	8-8	6th	11-3	5-7	1-1				2015-16	19-13	9-9	7th	14-3	3-7	2-3					
1948-49	21-9	11-5	2nd	10-0	6-6	5-3					1982-83	11-20	7-9	6th	8-5	3-9	0-6				2016-17	18-14	6-12	7th	16-3	1-9	1-2					
1949-50	14-12	8-8	5th	8-4	6-7	0-1					1983-84	17-12	10-6	4th	9-3	7-5	1-4				2017-18	27-10	11-7	T-2nd	17-1	4-6	6-3					
1950-51	14-15	10-6	3rd	8-3	5-10	1-2					1984-85	23-8	12-4	1st	12-3	7-4	4-1				2018-19	31-7	14-4	T-1st	17-1	6-3	8-3					
1951-52	14-10	9-5	3rd	8-1	4-7	2-2					1985-86	17-14	9-7	5th	8-7	5-6	4-1				2019-20	18-13	9-9	T-3rd	13-4	3-7	2-2					
1952-53	14-10	9-5	3rd	8-1	3-8	3-1					1986-87	15-14	9-7	T-3rd	10-3	3-10	2-1				2020-21	18-11	9-8	6th	11-4	5-4	2-3					
1953-54	21-5	11-1	1st	8-0	9-4	4-1					1987-88	9-19	4-12	7th	8-4	0-14	1-1				2021-22	27-10	12-6	3rd	18-0	3-7	6-3					
1954-55	18-7	9-3	T-1st	8-0	6-5	4-2					1988-89	13-15	8-8	T-4th	9-7	4-7	0-1				2022-23	16-16	5-13	9th	11-6	3-7	2-3					
1955-56	13-12	8-4	1st	9-0	4-8	0-4					1989-90	5-22	0-16	9th	4-10	0-12	1-0				2023-24	23-11	11-7	T-3rd	15-2	4-6	4-3					
1956-57	12-11	—	—	8-5	3-4	1-2					1990-91	8-23	4-12	T-7th	4-10	3-10	1-3				2024-25	27-8	15-5	TBD	15-3	8-2	4-3					
1957-58	15-8	8-6	T-3rd	9-2	5-4	1-2					1991-92	15-14	6-8	5th	8-5	5-7	2-2															
1958-59	15-9	8-6	3rd	11-0	2-8	2-1					1992-93	18-12	6-8	5th	8-4	4-7	6-1															



ALL-TIME RECORDS

COACH	SEASONS	TOTAL SEASONS		ALL GAMES		CONF. GAMES		HOME		AWAY		NEUTRAL	
		W-L	PCT.	W-L	PCT.	W-L	PCT.	W-L	PCT.	W-L	PCT.	W-L	PCT.
Grady Higgenbotham	1925-1927	2	14-18	.438	—	—	11-7	.611	3-11	.214	0-0	.000	
Victor Payne	1927-1930	3	31-21	.596	—	—	21-9	.700	10-12	.455	0-0	.000	
W.L. Golightly	1930-1931	1	11-9	.550	—	—	7-3	.700	4-6	.400	0-0	.000	
Dell Morgan	1931-1934	3	42-27	.609	12-2	.857	20-11	.645	22-16	.579	0-0	.000	
Virgil Ballard	1934-1935	1	14-10	.583	9-1	.900	10-6	.625	4-4	.500	0-0	.000	
Bert Huffman	1935-42, 1946-47	8	116-72	.617	70-36	.660	63-15	.808	41-41	.500	12-16	.429	
Polk Robison	1942-46, 1947-61	18	255-197	.564	133-74	.643	144-43	.770	79-119	.399	32-35	.478	
Gene Gibson	1961-1969	8	100-92	.521	66-46	.589	65-32	.670	32-57	.360	3-3	.500	
Bob Bass	1969-1971	1.5	22-15	.595	9-6	.600	16-5	.762	4-10	.286	2-0	1.000	
Gerald Myers	1971-1991	20.5	325-262	.554	180-145	.554	197-80	.711	96-142	.403	32-40	.444	
James Dickey ^	1991-2001	10	166-124	.574	75-75	.500	91-41	.689	50-65	.435	25-18	.581	
Bob Knight	2001-2008	6.7	138-82	.627	53-49	.520	91-16	.850	30-43	.411	17-23	.425	
Pat Knight	2008-2011	3.3	50-61	.450	16-42	.276	40-20	.667	7-34	.171	3-7	.300	
Billy Gillispie	2011-2012	1	8-23	.258	1-17	.055	7-8	.467	1-11	.083	0-4	.000	
Chris Walker	2012-13	1	11-20	.355	3-15	.167	9-11	.450	1-8	.111	1-1	.500	
Tubby Smith	2013-15	3	46-50	.479	18-36	.333	38-15	.717	5-27	.156	3-8	.273	
Chris Beard	2016-21	5	112-55	.681	49-40	.555	74-13	.875	19-29	.359	19-13	.629	
Mark Adams	2021-23	2	43-26	.730	17-19	.666	29-6	.828	6-17	.300	8-6	.666	
Grant McCasland	2023-24	2nd	50-19	.725	26-12	.684	30-5	.857	12-8	.600	8-6	.571	
OVERALL		100	1554-1183		737-615		961-345		426-660		165-180		

^ — Texas Tech vacated its 1995-96 NCAA Tournament appearance which adjusted the team's record from 30-2 (14-0 SWC) to 28-1 (14-0 SWC) for the use of an ineligible player. Texas Tech also forfeited 11 wins during the 1996-97 season which adjusted the team's record from (10-6 Big 12) to 8-20 (0-16 Big 12) for the use of an ineligible player. Actual totals are shown.

TEXAS TECH • UNITED SUPERMARKETS ARENA W-L RECORDS

YEAR-BY-YEAR RECORD AT UNITED SUPERMARKETS ARENA

SEASON	GAMES	NON-CONFERENCE RECORD	BIG 12 RECORD	OVERALL RECORD
1999-2000	15	6-1	2-6	8-7
2000-01	14	3-3	3-5	6-8
2001-02	17	8-1	7-1	15-2
2002-03	17	9-0	4-4	13-4
2003-04	16	8-0	7-1	15-1
2004-05	15	7-0	6-2	13-2
2005-06	16	7-1	5-3	12-4
2006-07	16	7-1	6-2	13-3
2007-08	15	7-0	6-2	13-2
2008-09	18	9-1	3-5	12-6
2009-10	19	11-0	3-5	14-5
2010-11	18	8-2	3-5	11-7
2011-12	15	6-0	1-8	7-8
2012-13	20	7-4	2-7	9-11
2013-14	17	7-1	4-5	11-6
2014-15	19	10-0	3-6	13-6
2015-16	17	8-0	6-3	14-3
2016-17	19	10-0	6-3	16-3
2017-18	17	8-0	8-1	16-1
2018-19	17	8-0	8-1	16-1
2019-20	17	7-1	6-3	13-4
2020-21	15	6-0	5-4	11-4
2021-22	18	9-0	9-0	18-0
2022-23	17	8-0	3-6	11-6
2023-24	17	8-0	7-2	15-2
2024-25	18	8-0	7-3	15-3



TEXAS TECH • UNITED SUPERMARKETS ARENA ATTENDANCE RECORDS

DATE	OPPONENT	RESULT	ATTENDANCE
02/01/2022	[23] Texas	W • 77-64	15,300
01/26/2004	[16] Texas	L • 62-61 • OT	15,250
02/22/2005	Texas	W • 69-65	15,152
03/05/2025	Colorado	W • 91-75	15,098
02/24/2025	[4] Houston	L • 69-61	15,098
02/04/2025	Baylor	W • 73-59	15,098
01/18/2025	Arizona	W • 70-54	15,098
02/27/2024	Texas	L • 81-69	15,098
02/20/2024	TCU	W • 82-81	15,098
02/12/2024	[6] Kansas	W • 79-50	15,098
02/03/2024	Cincinnati	L • 75-72	15,098
01/20/2024	[20] BYU	W • 85-78	15,098
11/08/2022	Northwestern State	W • 73-49	15,098
02/28/2022	Kansas State	W • 73-68	15,098
02/22/2022	Oklahoma	W • 66-42	15,098
01/29/2022	Mississippi State	W • 76-50	15,098
01/18/2022	[15] Iowa State	W • 72-60	15,098
11/05/2019	Eastern Illinois	W • 85-60	15,098
11/09/2019	Bethune-Cookman	W • 79-44	15,098
01/07/2020	[4] Baylor	W • 57-52	15,098
01/18/2020	Iowa State	L • 72-52	15,098
02/29/2020	Texas	L • 68-58	15,098
03/07/2020	[1] Kansas	L • 66-62	15,098
01/05/2019	Kansas State	W • 63-57	15,098
01/16/2019	Iowa State	L • 68-64	15,098
02/23/2019	[12] Kansas	W • 91-62	15,098
03/04/2019	Texas	W • 70-51	15,098
02/24/2018	[8] Kansas	L • 74-72	15,098
02/13/2018	[23] Oklahoma	W • 88-78	15,098
01/31/2018	Texas	W • 73-71 • OT	15,098
01/13/2018	[2] West Virginia	W • 72-71	15,098
02/08/2014	[19] Oklahoma State	W • 65-61	15,098
01/01/2007	New Mexico	W • 70-68	15,098
12/28/2006	UNLV	L • 74-66	15,098
02/23/2002	Texas A&M	W • 74-53	15,098
02/15/2003	[5] Oklahoma	L • 63-58	15,098
02/02/2002	Iowa State	W • 69-43	15,098
01/26/2002	[6] Oklahoma	W • 92-79	15,098
01/19/2002	[6] Oklahoma State	W • 94-70	15,098
01/14/2002	Texas	L • 74-71 • OT	15,098
03/05/2005	[20] Oklahoma	L • 74-54	15,078
11/19/1999	Indiana	L • 68-60	15,050
01/15/2005	Texas A&M	W • 70-56	15,048
01/19/2004	[11] Oklahoma	W • 67-47	15,018
03/01/2003	[5] Texas	L • 76-71	15,018
01/24/2007	[6] Texas A&M	W • 70-68	15,011
02/16/2022	[7] Baylor	W • 83-73	14,923
01/13/2024	Kansas State	W • 60-59	14,856
01/14/2022	Oklahoma State	W • 78-57	14,853

02/12/2022	TCU	W • 82-69	14,810
01/27/2020	[15] Kentucky	L • 76-74 (OT)	14,763
02/19/2020	Kansas State	W • 69-62	14,695
11/30/2022	Georgetown	W • 79-65	14,649
2/16/2019	Baylor	W • 86-61	14,598
01/22/2022	West Virginia	W • 78-65	14,556
02/22/2025	West Virginia	W • 73-51	14,466
02/17/2016	[3] Oklahoma	W • 65-63	14,471
03/09/2024	[11] Baylor	W • 78-68	14,432
01/03/2023	[3] Kansas	L • 75-72	14,385
01/09/2024	Oklahoma State	W • 90-73	14,362
01/04/2020	Oklahoma State	W • 85-50	14,325
01/08/2022	[6] Kansas	W • 75-67	14,320
01/26/2019	Arkansas	W • 67-64	14,290
01/11/2025	No. 3 Iowa State	L • 85-84 (OT)	14,263
11/09/2021	North Florida	W • 89-71	14,245
02/20/2022	Missouri	W • 91-68	14,426
02/25/2023	[24] TCU	L • 83-82	14,410
01/15/2000	Texas A&M	L • 88-86	14,324
02/13/2023	[6] Texas	W • 74-67	14,241
12/30/2001	Minnesota	W • 80-60	14,232
01/09/2016	[1] Kansas	L • 69-59	14,231
11/12/2021	Grambling	W • 88-62	14,171
01/17/2023	[21] Baylor	L • 81-74	14,152
01/29/2025	TCU	W • 71-57	14,114
01/8/2019	Oklahoma	W • 66-59	14,090
01/07/2023	Oklahoma	L • 68-63 (OT)	14,082
12/29/2019	CSU Bakersfield	W • 73-58	14,055
01/22/2000	[14] Texas	L • 72-59	14,045
01/01/2002	Wyoming	W • 90-84	13,956
03/04/2023	Oklahoma State	L • 71-68	13,885
02/12/2002	Baylor	W • 90-65	13,856
11/10/2022	Texas Southern	W • 70-69	13,835
12/01/2001	TCU	W • 99-86	13,811
02/11/2017	[3] Kansas	L • 80-79	13,806
01/26/2025	Oklahoma State	W • 64-54	13,794
01/06/2024	Kansas State	W • 74-49	13,791
02/10/2024	UCF	W • 66-59	13,715
12/17/2001	Louisiana-Lafayette	W • 89-72	13,713
12/22/2009	Stanford	W • 100-87	13,617
11/08/2024	Northwestern State	W • 100-87	13,610
12/22/2001	Stetson	W • 101-47	13,609
01/29/2020	No. 12 West Virginia	W • 89-81	13,586
11/24/2001	Sam Houston State	L • 69-65	13,567
12/21/2019	UTRGV	W • 68-58	13,516
01/31/2007	[22] Texas	L • 76-64	13,498
02/12/2025	Arizona State	W • 111-106 (20T)	13,290
11/24/2019	Long Island	W • 96-66	13,286
02/07/2018	Iowa State	W • 76-58	13,221
11/26/2001	UTEP	W • 81-56	13,093

02/12/2020	TCU	W • 88-42	13,050
01/29/2005	Nebraska	W • 84-68	13,049
01/10/2004	Oklahoma State	W • 83-62	13,043
11/15/2022	Louisiana Tech	W • 64-55	13,027
02/11/2023	[12] Kansas State	W • 71-63	12,973
11/08/2023	A&M-Commerce	W • 73-46	12,930
03/03/2018	TCU	W • 79-75	12,871
02/4/2019	West Virginia	W • 81-50	12,831
12/29/2017	[18] Baylor	W • 77-53	12,827
01/16/2016	[22] Baylor	L • 63-60	12,827
03/03/2003	[7] Kansas	L • 65-56	12,821
12/7/2022	Nicholls	W • 78-71	12,682
12/31/2024	UCF	L • 87-83	12,767
11/24/2021	Omaha	W • 96-40	12,670
02/18/2014	[8] Kansas	L • 64-63	12,667
03/01/2017	Texas	W • 67-57	12,643
01/23/2018	Oklahoma State	W • 75-70	12,585
11/21/2019	Tennessee State	W • 72-57	12,584
01/06/2018	Kansas State	W • 74-58	12,531
01/02/2016	Texas	W • 82-74	12,491
02/20/2010	[15] Texas	L • 71-67	12,481
12/15/2021	Arkansas State	W • 75-62	12,431
03/05/2014	Texas	W • 59-53	12,429
11/15/2021	Prairie View A&M	W • 84-49	12,419
01/17/2009	[11] Texas	L • 71-49	12,382
03/02/2016	Kansas State	W • 80-71	12,359
02/14/2005	[3] Kansas	W • 80-79 • 2OT	12,298
12/16/2019	Southern Miss	W • 71-65	12,290
12/28/2023	Sam Houston	W • 96-60	12,271
02/27/2019	Oklahoma State	W • 84-80	12,248
11/27/2021	Lamar	W • 89-58	12,233
02/25/2014	Kansas State	L • 60-56	12,224
02/21/2004	Texas A&M	W • 76-60	12,135
12/22/2021	Eastern Washington	W • 78-46	12,133
12/28/2021	Alabama State	W • 75-53	12,059
11/05/2024	Bethune-Cookman	W • 75-53	12,059
02/22/2003	Texas A&M	W • 70-69	12,029
01/06/2001	[7] Kansas	L • 94-82	11,820
01/25/2023	West Virginia	L • 76-61	11,802
12/13/2022	Eastern Washington	W • 77-70	11,627
02/28/2009	[3] Oklahoma	L • 78-63	11,574
12/23/2006	Bucknell	W • 72-60	11,561
01/20/2007	[5] Kansas	W • 69-64	11,469
12/04/2024	DePaul	W • 76-62	11,465
11/13/2024	Wyoming	W • 96-49	11,456
01/08/2005	[7] Oklahoma State	L • 76-66	11,456
02/13/2010	Texas A&M	L • 67-65	11,453
12/28/2018	UTRGV	W • 71-46	11,418
01/21/2017	Oklahoma State	L • 83-64	11,360
12/18/2000	Texas A&M-Corpus Christi	L • 86-80	11,352

HEAD COACH GRANT McCASLAND



Grant McCasland was named the 19th head coach in Texas Tech program history on March 31, 2023 by Director of Athletics Kirby Hocutt and made an immediate impact in his first season, leading the Red Raiders to the 2024 NCAA Tournament, a 23-11 overall record, and finishing the season at No. 22 in the national rankings.

A proven winner who began his career as the Texas Tech men's basketball Director of Operations from 1999-2001, McCasland became only the third head coach in program history to lead the Red Raiders to a 20-plus wins in their first seasons and the fourth to take the program to the national tournament in their first season. Tech finished tied for third in the Big 12 standings with an 11-7 conference record and also went 15-2 at home.

At the time of his hiring, McCasland said: "I want to thank President Lawrence Schovanec and Athletics Director Kirby Hocutt, and the committee for the opportunity to coach at Texas Tech. The commitment and vision for Texas Tech has no limits and we look forward to loving our team everyday with a greater purpose. We will strive daily for excellence in every aspect of our program, do things the right way, winning championships that values relationships throughout. Our family looks forward to joining the Red Raider nation and can't wait to get started in Lubbock."

Through 10 seasons as an NCAA head coach, McCasland is now 234-100 overall and 178-88 at the Division I level. The Red Raiders were the NCAA South Region's No. 6 seed and played in Pittsburgh where they fell to NC State in the first round. Tech finished the season with six wins over AP Top 25 opponents, including a 79-50 win over No. 6 Kansas and finishing the regular season with a 78-68 win over No. 11 Baylor.

Prior to Tech, McCasland had most recently spent six seasons at North Texas where he led the Mean Green to a 31-7 record and the National Invitation Tournament Championship in his final year. His teams led the nation in scoring defense the final two seasons he was in Denton after limiting opponents to just 55.7 points per game in both seasons. UNT held 27 of its 38 opponents under 60 points this season.

McCasland started his coaching career as the Texas Tech Director of Operations for two seasons under head coach James Dickey and took his first head coaching job at Midland College where he would win a NJCAA National Championship in 2007. The Red Raiders will be the 46-year-old McCasland's fifth head coaching job in a journey back to Texas Tech which includes leading Midland College from 2004-09, two years as the head

coach at Midwestern State (2009-11), five seasons as an assistant coach at Baylor (2011-16), and one as the head coach at Arkansas State (2016-17) before amassing an impressive 135-65 (.675) record at UNT.

An Irving, Texas native, McCasland is a Baylor graduate who played for the Bears from 1995-99 as a walk-on. He earned Academic All-Big 12 honorable-mention honors as a senior and graduated from Baylor in 1999 with a degree in entrepreneurship and management before getting his master's from Texas Tech in 2001.

At North Texas, McCasland led the Mean Green to three straight Conference USA titles (2020, 2021, 2022), their first NCAA Tournament victory, first NIT victories, most single-season victories, and most single-season league victories in program history among other achievements. Along with leading the nation by limiting teams to only 55.7 points per game, UNT ranked seventh nationally by holding opponents to 39.2 percent shooting.

During his final season in Denton, McCasland led UNT to a program-record 31 wins after winning the 2023 NIT Championship with a 68-61 victory over UAB in Las Vegas. The Mean Green were second in the C-USA standings with a 16-4 conference record and a 14-2 record on their home court. The program advanced to the NIT Finals with wins over Alcorn State, Sam Houston, Oklahoma State and Wisconsin to set up its matchup against UAB. The Mean Green earned the postseason championship by jumping out to a 37-27 halftime lead and limiting UAB to only 35.6 shooting throughout the night – capping the season with another dominant defensive performance. The Mean Green reached the NIT finals with a 56-54 win over Wisconsin in the semifinals by holding the Badgers scoreless over the final nine minutes of play and to only 13 second-half points. UNT trailed 41-29 at halftime before locking down on defense and limiting Wisconsin to only 24.0 percent shooting in the second half with its final basket coming with 9:07 still on the clock.

McCasland was named the 2020 C-USA Coach of the Year and has recruited and led UNT men's basketball student-athletes to 19 all-league honors, including two Conference USA Player of the Year selections in Javion Hamlet (2020) and Tylor Perry (2023). The Mean Green won the C-USA regular-season championship in 2020 and 2022 along with winning the C-USA Tournament in 2021. He led UNT to a 12-3 record in postseason games with the program having never won a postseason game before his arrival.

PERSONAL

• Family: Wife, Cece; daughters Amaris and Jersey; sons Jett and Beckett (photo order: Grant, Jersey, Jett, Amaris, Beckett, Cece)

EDUCATION

• College: Baylor, 1999 (B.S.); Texas Tech, 2001 (M.S.)

COACHING EXPERIENCE

- 1999-2001: Texas Tech, director of operations
- 2001-03: Northeastern JC, assistant coach
- 2004-09: Midland College, head coach
- 2009-11: Midwestern State, head coach
- 2011-16: Baylor, assistant coach
- 2016-17: Arkansas State, head coach
- 2017-23: North Texas, head coach
- 2023-Current: Texas Tech, head coach

RECORD BY SEASON (261-108 overall)

2009-10: Midwestern State, 31-3, 10-2 LSC
2010-11: Midwestern State, 25-9, 9-5 LSC
2016-17: Arkansas State, 20-12, 11-7 SBC
2017-18: North Texas, 20-18, 8-10 C-USA
2018-19: North Texas, 21-12, 8-10 C-USA
2019-20: North Texas, 20-11, 14-4 C-USA
2020-21: North Texas, 18-10, 9-5 C-USA
2021-22: North Texas, 25-7, 16-2 C-USA
2022-23: North Texas, 31-7, 16-4 C-USA
2023-24: Texas Tech, 23-11, 11-7 Big 12
2024-25: Texas Tech, 27-8, 15-5 Big 12

POSTSEASON EXPERIENCE

- 2004-05 NJCAA, Elite Eight (Midland)
- 2006-07 NJCAA, National Champions (Midland)
- 2008-09 NJCAA, Finals (Midland)
- 2009-10 NCAA Division II, Elite Eight (Midwestern State)
- 2010-11 NCAA Division II, Elite Eight (Midwestern State)
- 2011-12 NCAA, Elite Eight (Baylor)
- 2012-13 NIT, champions (Baylor)
- 2013-14 NCAA, Sweet 16 (Baylor)
- 2014-15 NCAA, First Round (Baylor)
- 2015-16 NCAA, First Round (Baylor)
- 2017-18 CBI Champions (North Texas)
- 2020-21 NCAA Tournament, Round of 32 (North Texas)
- 2021-22 NIT Second Round (North Texas)
- 2022-23 NIT Champions (North Texas)
- 2023-24 NCAA Tournament First Round (Texas Tech)
- 2024-25 NCAA Tournament (Texas Tech)

TOUGHEST TEAM WINS

Our players explain...

Grant McCasland coaches mental and physical toughness every day at practice. Reinforces being the tougher team in pregame talks before taking the court. Demands it during timeouts and praises it after wins. On social media, 'Toughest Team Wins' is reduced to a hashtag: #TTW. It's much more than that though. 'Toughest Team Wins' permeates within the program and is a mindset instilled throughout the roster.

Darrion Williams, junior from Sacramento, California: "Tough means being resilient no matter how the game is going. You play your tail off and win."

Chance McMillian, senior from Vallejo, California: "Tough is being mentally strong no matter what obstacle is in front of you. Staying focused for however long it takes. Pushing yourself past limits you may have thought were there."

Kerwin Walton, senior from Hopkins, Minnesota: "Being tough means being able to overcome and push through any adversity regardless of how difficult it is."

Elijah Hawkins, senior from Washington D.C.: "Tough means having a strong mentality that however the game goes we will win. Fighting through tough times and coming together as a team and connecting and playing together."

Eemeli Yalaho, sophomore from Jyväskylä, Finland: "Being tough means staying resilient in the face of challenges and pushing forward even when it feels very hard."

Corbin Green, junior from Midlothian, Texas: "Being tough in basketball means staying composed under pressure, hustling on every play, and never letting setbacks dictate your next move. It's about playing with heart, no matter the score."

Federiko Federiko, senior from Helsinki, Finland: "Tough means to be the best in whatever I do. Whether it is on defense or offense just being a force on the court."

Leon Horner, freshman from Dallas, Texas: "Being tough to me is playing the hardest and when times get hard and on the brightest stage you perform at a high level."

Kevin Overton, sophomore from Oklahoma City: "Being able to fight through when adversity is around. Being able to prevail."

Jack Francis, junior from Austin, Texas: "Being tough means playing hard and doing things that benefit the team no matter the challenge or obstacle. Being tough is a physical and mental challenge and the best way to do it is to put others ahead of yourself."

Christian Anderson, freshman from Atlanta, Georgia: "Being tough means to always try your hardest and to always keep going even when things get hard."

JT Toppin, sophomore from Dallas, Texas: "Doing whatever is necessary to win. Being the most physical guy on the court at all times. I try not to let anything get to me. Keep negativity out of my head. You can't focus on missed shots or bad plays. You have to put that behind you and keep playing hard. You're not going to be perfect all the time but you can always keep going."

Jazz Henderson, freshman from Dallas, Texas: "Pushing through adversity when things aren't going your way. Staying confident."

Yalaho: "I focus on trying to control my emotions and staying present in the game."

McMillian: "I'm always thinking about the next play. You can't let past plays effect you."

Horner: "It started with training and the summer I build fighting through hard times, so when season in practice starts my body already use to it."

Francis: "I just try and focus on what I can control and to have confidence in myself. The confidence comes from all of the hours I have put in that aren't seen."

Walton: "By focusing on one goal, which is winning the game."

Overton: "Listening to our coaching staff has gotten me through tough times this season. They believe in me and I believe they will get me through anything. Believing in my teammates and helping us get right on the next play. That's all I try to focus on."

Anderson: "I fight through tough times on the court by always being mentally focused and strong while giving 100 percent effort."

Green: "I focus on simplicity like defense, communication, and effort. When things get tough, I trust my teammates, play for them, and use every ounce of energy to turn the game around."

Henderson: "Getting together with the guys and staying positive is important. Always being connected and being focused. Rally for each other."

Federiko: "I fight through tough times on the court by doing what I do the best and trust and lean on my teammates for help if needed."

Williams: "I do all the little things on the court. I don't care about stats as long as the team gets the win. That's all I care about. I always try to remember that there are a lot of ways to impact the game. You can't get down if things aren't going your way. You have to fight through and go back to the work that we put in every day. You go back to the basics and get your mind right."

Yalaho: "I moved to another country by myself to finish high school and to get recruited and it taught me a lot about myself."

Walton: "I fought through not playing much early in my college career and eventually earning my spot when I got the chance. I've learned that no matter what happens I have to keep working and stay ready when my name is called."

Hawkins: "Something I fought through is injury during the end of the summer. It thought me that you can't take any opportunity to play for granted."

Federiko: "Leaving home and moving to another country by myself and opening opportunities to my family and friends. That has taught me to be tough."

McMillian: "Getting a good grade in my math class in high school was tough. I didn't see that happening. I was persistent with it though."

Williams: "Getting past deaths in my family is something that was really hard in my life. I felt like I could have gone to the dark side at times but I stayed strong. Tried my best to stay levelheaded and remain a happy kid. It showed me that I can get through anything. Staying consistent and positive can get you through tough times."

Overton: "Accepting coaching was tough for me during the summer and preseason. I was overthinking things. Going on to the next play and accepting coaching made me better."

CONTINUED

Henderson: "I broke my ankle in my junior year of high school in the state tournament. I played the championship game with it. Fought through it and helped our team win the championship."

Green: "I was in a situation where I was challenged everyday by everyone around me and I would never falter because I knew if I gave up it would hurt the team. It has taught me that this does not apply to one area of life but all of it."

Toppin: "I remember how tough it was not being ranked in high school and not really understanding it. I felt overlooked. It kept me humble and grounded though. It kept me in the gym to work harder to reach my goals."

Horner: "I fought through high school not getting recruited as much and seeing other people getting there. It just made me more hungry so I kept grinding and my time came. I learned to always stay in your vision don't worry about the outside noise."

Francis: "Something I have fought for in my life was to play college basketball at the highest level. There were many ups and downs to this journey but the biggest thing I learned from it all is that you can accomplish anything you set your mind to."

Anderson: "One thing I fought through that was tough was Covid. It taught me to keep working even through the toughest of times even when the gyms got shut down."

Hawkins: "The toughest person I know is my mom. She taught me to never give up and to go for something that you really want in life."

Francis: "The toughest person I know is my Dad. He has always shown me the importance of putting others ahead of yourself."

Williams: "My two grandmas both beat cancer multiple times. My two rocks. If they can go through cancer and battle through chemo and stay positive, then there is no reason I can't in anything that I go up against. This is just basketball. They got through real serious adversity in their lives by pushing through it."

McMillian: "Judy Bowers. My mom. She showed what it means to work and succeed for others. She worked multiple jobs to support us. To make sure my brothers and sisters were good. I take pride in knowing that her hard work is instilled in me."

Overton: "My mother is tough. I've seen the hard things she has gone through and stayed positive. Seeing her work ethic has helped me."

Yalaho: "The toughest person I know is my mom. She's shown me how to get through tough things in many different ways."

Federiko: "My parents. Just the way they deal with everything bad or good."

Toppin: "My mom is the toughest person I know. She always worked hard for our family. Never made it about herself and showed me that hard work pays off. Anything can be accomplished if you work hard enough."

Walton: "The toughest people I know are my parents because they have overcome many obstacles that would have broke most people but they always push through and never make excuses. They taught me to never lose sight of my goals."

Green: "My Mother is the toughest person I know she has played the role of multiple but has been one. She does everything to put me in the best position I can be in life. She has endured plenty and has never quivered. I have learned what it truly means to be tough."

Horner: "My mom is definitely the toughest person I know. Working as hard as she does as a single parent raising three sons is hard."

Hawkins: "TTW means the team with the most grit and the most connected will win. This team can be tough because we learned early in the year how to fight and face adversity."

McMillian: "It's the most connected group that is able to maintain through all 40 minutes of the game."

Walton: "It means that the team with the most focus and grit will always find a way to win. Our team is tough because no matter who we play against, or where, we'll always find a way to fight and win."

Toppin: "You have to be the most physical player you can be and push yourself beyond even what you think you can do. No one is selfish on this team. That's tough. You see it all the time on teams where people make it about themselves. This team isn't like that. Everyone is focused on what they can do to make the team better. It's a tough mindset we all have."

Francis: "Toughest Team Wins means doing the small things that other teams aren't willing to do. It means doing those things from start to finish even when it's hard. I believe this team can be tough because we practice hard every single day. We don't take plays off and all of that will translate to being successful for the remainder of the year."

Henderson: "The team that stays together through adversity is the toughest team. Every team goes through things in games. It's a game of runs. When the other team goes on a run, you have to sustain it and focus on being tough to get the momentum back. Come out on top, no matter what it takes."

Green: "The team that plays with grit, dives for loose balls, locks down on defense, and refuses to give up will dominate. Toughness is a team effort, not an individual trait. We can be tough and we are tough but consistency defines which one we choose to be. If we choose to be all in, we are tough."

Anderson: "'Toughest Team Wins' means to me that the team that gives the most effort, does all the little things, and wins all the 50/50 plays will win the game. I think this team can be tough because everybody on the team are winners and we will do anything it takes to win and be the best."

Federiko: "Being the team that nobody wants to face just because of how hard the team plays every time. We're a tough team because of all the personalities we have. Everyone on this team is a winner on and off the court."

Overton: "The grittier team that is willing to scrap is going to win. Our character on this team is really strong. Great guys. Our collective fight is tough. Our willingness to fight can take us far."

Horner: "Toughest Team Wins is giving 100 percent each possession. I believe we have a really great team and great pieces. Just have to dominate everyone we play."

Yalaho: "It means the team that stays together and plays the hardest wins. I believe this team can be tough because we have each other's backs and we're willing to put in the hard work."

Williams: "You have to be the most physical team. Have the most grit, most desire and be the most resilient team to come out on top. Everyone on this team is focused on winning and doing everything it takes to win every possession. That's 'Toughest Team Wins'."

Grant McCasland: "Our saying 'Toughest Team Wins' means a lot to us. We're going to win because we are competitive in everything we do. We believe in each other and are going to give our hearts to each other. In the toughest of times, I always believe we are going to win."

A FORMATIVE CONVERSATION

How our players developed a love for the game of basketball

Before the roar of an arena crowd there was the sound of a kid bouncing a basketball in his bedroom, driveway or park court. Before dunks and 3-pointers, there were futile attempts and airballs. There was joy though. A made shot after countless misses that would keep them shooting. A parent, coach or teammate whose encouragement built their confidence and kept them going.

Through memories, influences and unique perspectives, we're attempting here in this space to explain how 13 players on the Texas Tech basketball roster developed a passion for the game. This isn't a complete biography on any of them. That's not the objective. In their own words, these are simply recollections from their formative years to help chart their basketball journeys that are now only a month away from the start of the 2024-25 season.

Their responses tell this story.

Chance McMillian, senior from Vallejo, California: "I was about 6 in a 'Cubby' basketball league that my mom put me in. They had the smaller hoops connected to the bigger hoops, but I would always shoot for the bigger hoop. I would make it. The coaches kept telling my mom that I should play up an age."

Leon Horner, freshman from Dallas: "I had a basketball with me everywhere I went growing up. Even in the stores and bathroom. I never let it go. I was playing all the time growing up. In the backyard and courts all over. That orange ball was everything to me."

Kerwin Walton, senior from Hopkins, Minnesota: "Not going to lie. I was bad. I couldn't make a shot. Maybe some layups. I remember going to Aquila Park in Minnesota with my dad and really starting to work on getting better. I spent an entire summer in that park with him. I could barely shoot a 3-pointer when we started. We played 21 and 1-on-1. Having fun, but also training."

Elijah Hawkins, senior from Washington, D.C.: "I was fast. Really fast. I remember falling in love with the game because it was always moving and I was faster than everyone. I was smaller, of course, but I could run by everyone. That made it fun."

Federiko Federiko, senior from Helsinki, Finland: "I played soccer before basketball. My first memory of basketball was a camp I went to. The Rekolan Urheilijat Beginners Basketball Camp in Vantaa, Finland. I had fun there and never stopped playing. Basketball is not as big as it is in the United States so making friends and competing against people in my age group or older was fun."

Emeli Yalaho, sophomore from Jyväskylä, Finland: "My first team was with other kids who were four years older than me. It was fun, but tough. The only basket I scored that entire year was at the very end of the season in a tournament. It was just one basket but I still remember it giving me a feeling that I could do it."

Christian Anderson, freshman from Atlanta, Georgia: "I fell in love with the game right away. As far back as I can remember. My life has always revolved around the game. Watching my dad play basketball was where I first started loving the game. I remember watching him play in Germany with my siblings and wanting to be just like him."

JT Toppin, sophomore from Dallas: "I was a football player until middle school. I didn't start playing basketball until I was about 13. I made the switch. I didn't make my seventh-grade team but I tried again the next year and made the eighth-grade team. I just kept working and fell in love with the game."

Darrion Williams, junior from Sacramento, California: "My first memory is when I was playing in this league at a really young age. I can't remember the name of my team, but I think we wore black uniforms. The league was called CYBL. I got fouled on a three at the end of the game. I didn't score. I missed all three. I quit that league because I was so sad. I told my dad that I didn't want to play anymore."

Kevin Overton, sophomore from Oklahoma City: "I can remember being in like fifth grade and scoring in ways that no one else on my team or who we were playing could. I was just out there trying things I saw older guys and players on tv doing and I could do it. Generically talented, I guess, at that time."

Jack Francis, junior from Austin: "All I could do when I was younger was shoot. One dimensional for sure. I remember playing in a league called NWAYBA (Northwest Austin Youth Basketball Association) with a couple of my friends. It was coached by my friend's dad. We all the letters 'NP' on our hand. Next Play. That has stuck with me all my life."

Jazz Henderson, freshman from Dallas: "My first memory of basketball is playing in a gym when my dad was playing in a pro league."

Corbin Green, junior from Midlothian: "I was a baseball and football player most of the time when I was a kid. I didn't start playing basketball in middle school. My mom always had me in sports growing up but my main two became basketball and baseball. It was her way of keeping me out of trouble. I was mainly just passing and getting everyone involved when I first started playing basketball. When I was growing up, I always thought I'd be a pitcher in college."

Hawkins: "When I was 10 or 11 years old, I started to get consistent with working out and taking the game seriously. I was waking up early and going to the gym every day. I started going to camps, just playing every day and working for a purpose to get better at the game. I also played football but basketball was my love. I was young but I remember wanting to get up early and get to the gym as fast as possible to start playing again. I've always just wanted to play basketball."

Williams: "I think the game just took my mind off everything else that was going on in life. It was something that just allowed me to have fun. I grew up around it because my brother played basketball, and I was always trying to follow him around. I wanted to be just like him. I think just trying to be like him and just the fun of the game is where my passion for it started and continues to today."

Toppin: "I always liked dribbling the ball around but started to low-key get better at it just messing around before I was on a team. It was hard for me to get good at. I had growth spurts and got tall, but nothing came easy. I could just finish. I couldn't shoot. Finish and rebound around the rim. That's all I could do. Just a bunch of layups."

Walton: "My love for the game started watching my dad playing pick-up at different rec centers. He would always be playing with his friends. I saw him having fun and wanted to do the same thing."

Overton: "I think I've always been pretty talented at basketball, but there was a time for sure when I didn't know if I loved football or basketball more. I just knew I was good at basketball. The love came later. I developed a strong passion for it. My dad played college basketball and I was always really proud of that."

Federiko: "I started getting taller and then the game grew on me. I was kind of forced to play at first because of my height but it became my first love."

McMillian: "There was always a love for the game."

Hawkins: "My dad and uncle were always playing and loved the game. I think that's where I got it from. Seeing them enjoy it and seeing how they liked watching me play."

Francis: "As a kid, I looked at the game as being fun. A place to be with my friends. I can see now that it taught me lessons about life and gave me friendships that have lasted."

Green: "I was all over the place playing every sport. It gave me a lot of different experiences and environments. I think it helped me be able to adapt to different situations. It was a blessing."

Horner: "I was at my grandma's house. Maybe like 4-years-old. She got a mini hoop for me. I remember trying to dunk it and falling straight on my back and getting hurt. I was crying like crazy but finally got back up and kept playing."

McMillian: "The summer going into my junior year we were playing in the American Sports Center in Orange County, California. I remember it like it was yesterday. I had a really good game and got my first calls from college coaches. It gave me confidence that this is something that I could do. I felt like I needed to lock-in on basketball after that game."

CONTINUED

Federiko: "The first time I dunked the basketball was while playing in a park with my friends."

Williams: "I didn't really have the confidence to think I was good until about my senior year of high school. That's when I dunked on someone for the first time. It made me feel confident and strong. Great feeling. It was really exciting because I wasn't a high jumper at all. I had an injured knee before then and was still able to get through it and dunk. I was getting better and started taking the game more seriously. I played a lot before that dunk, but that dunk gave me the confidence that I needed for the first time to truly believe I was good."

Toppin: "The game gave me goals. I started watching a lot of NBA and also seeing my friends getting better. That pushed me. It made me want to up my game. Keep working hard. When I got into high school, it started clicking for me."

Hawkins: "My team in high school was ranked. DeMatha Catholic High School. I made varsity in my sophomore year. That didn't happen for a lot of really good players. I understood right then that I might be able to play at high levels. I feel like everyone who comes from where I do in D.C. has a competitive edge to them. Where we come from makes us who we are."

Overton: "I think I started figuring out the game at a higher level in my junior year. I became more consistent and confident."

Henderson: "The best thing about playing when I was younger was definitely that I was just more advanced than a lot of the other kids so my team would usually always win. As a kid, I loved to compete and win. I was a selfish player when I was younger but always had good intentions of winning with my team."

Walton: "There was a time when I was playing AAU and we made a good run at a national tournament. I made some big shots to help the team for the first time. It made an impact on me. It showed me the hard work that I was putting into the game was paying off. Sharing those moments after making the shots with my teammates and family after the game made me want to keep getting better. I felt special in those moments."

Francis: "When we were younger, I had a group of friends that all played select basketball together. We ended up losing only four total games. That was a testament on how well we played as a group and that we were all selfless and enjoyed playing together."

Anderson: "All the early mornings and late nights are in the gym is where I started understanding that the work was starting to pay off."

Horner: "Sophomore year for me. I went for 24 points in the fourth round of the playoffs. It was a crazy crowd. I remember looking around during the game thinking that I could do this. Our team won a state championship in high school. We competed every day in practice and always worked hard. We played for each other and won it all."

Henderson: "My favorite memory is the first time my dad coached me in a game and I made the game-winning shot. Seeing how happy we all were at the time made me want to keep going. The game was super fun."

Yalaho: "I played soccer and basketball growing up. They both gave me happiness and freedom. I quit soccer when I was 14 though. I knew basketball was what I wanted to do. Take it more seriously. I started growing really tall and was too tall really to play soccer. They're usually short. But I also really loved basketball. I was a point guard when I started playing. I wasn't that tall yet and I was good at shooting and could move around."

McMillian: "My mom has always been my biggest supporter. When I was young, she always encouraged me to enjoy the game but to get better. I had a little goal in our house that I would always dunk on and break. She just kept buying me hoops every time I broke one. She kept putting the game in my life. I wouldn't be here right now without her. She showed me unconditional love and support throughout my life."

Walton: "Ken Novak was my high school coach. He really helped me a lot in terms of learning and appreciating the game. Basketball genius, really. His knowledge of the game really impressed me. He helped me reach new heights. A great person who has always looked out for my best interest. My dad has always been a big part of my basketball life. He's definitely who got me started. They both helped me get here and encouraged me."

Anderson: "My dad coached after he played and I used to always go to his practices. I loved being there around the team and playing when I could get on the court. He played and coached in so many places that I got to be around. Having him as a source in the process I'm going through is rare. I'm really lucky to have my dad to guide me through everything."

Francis: "I've been lucky to have great coaches throughout my life. My high school coach made a big impact on me. He was always there for me. Coach Pitt (Daniel Pittsford)."

Toppin: "Coach BT at Faith Family (Brandon Thomas). He kept me focused and told me how good I could be. He made me want to work harder. He mentored me into the player that I am today. My mom also. I've seen how hard she works every day and the sacrifices she's made for me and our family. She's taught me that everything happens for a reason and to put trust in what you're doing and the ones you care about the most. Success doesn't happen right away for everyone but if you put in the time and commit you can be successful."

Horner: "My mom and my Papa. Having my mom taking me everywhere to play was big for me. I always appreciated it. We had 5 a.m. practices and she never complained about taking me. She is my motivation. I've already told her my goal is to get her a house to pay her back. My Papa taught me everything about the game and helped me fall in love with everything about it."

Hawkins: "My dad and uncle were always there for me. They were always in my ear about learning the game, working hard and taking the game seriously. I learned not to take anything for granted from them."

Overton: "Kyle Lindsted at Sunrise. He helped me understand what's important. Him and Coach Luke (Barnwell). His ability to help me appreciate the little things helped me get to where I am today."

Federiko: "Justice Graham. My high school coach in Finland. He made me take basketball more seriously. He made it fun."

Williams: "My dad has always been the staple in my life for basketball. We've always gone back-and-forth, but I always know he believes in me. He coached me from the start and really kept me going when I might have quit basketball. He helped me develop the love for the game."

McMillian: "Thomas McClanhan. He was my middle school AAU coach. He was on me tough. I appreciate that. It led me here. To good things."

Horner: "In youth football I had Coach Pat. North Texas Rams when I was little. He got that dog out of me. Coach Jermaine O'Neal pushed me to get better when I was in high school at Dynamic Prep. He played at the highest level and showed me what it takes. The highest standard. My mom and big brother. My mom is always working and has done everything she can for my family. She taught me everything I know. My brother has been by my side and pushes me to get better."

Yalaho: "Toni Nyman. It was during Covid and I wasn't sure exactly where I was going. I was bigger then too. Not in great shape. He pushed me to go running and play basketball on the street. Anywhere we could. He coached me to get better and encouraged me to stay focused."

Green: "Coach Middleton was big for me at Midlothian High School. Even before he was my high school coach, he was helping me develop into the player I am today."

Williams: "I grew up wanting to be just like LeBron James. Still do."

Toppin: "I wanted to be like Antawn Jamison. Wanted to have the same touch and feel around the basket. He was always someone I watched on tv and then tried to play like."

Walton: "Kobe Bryant was always my biggest inspiration. He's my all-time favorite player, the reason I wear 24. The way he approached the game and life made a deep impact on me. He was driven and focused."

Yalaho: "I looked up to Lauri Markkanen for sure. He is from the same city as I'm from in Finland. My mom took me to one of his games and from there I really wanted to start playing. He's a great example for me. Shows me there's a chance if I keep working hard."

McMillian: "I always looked up to Steph Curry. His shooting was something that motivated me. Also, Ray Allen. They are players who I have always wanted to play like."

Federiko: "LeBron and Michael Jordan inspired me. I remember watching their highlights when I was kid. They dominated and influenced the game. I wanted to do that too."

Horner: "LeBron James. The way he carries himself on the court and as a leader always impressed me. I grew up wanting to be just like him. Model my game and everything about myself like him."

Anderson: "I watched a lot of Curry. He changed the game with the 3-point shot. I loved the way Chris Paul played the game. He set up his teammates and was a leader on the floor. Steph, Chris Paul and Kobe are players I idolized. Kobe had a mentality that everyone can learn from. Michael Jordan. He was competitive and fearless. The way he played was perfect."

Hawkins: "There are a lot of players I really liked and tried to take stuff from to be better. Our games don't compare, but I really like Kevin Durant. We're from the same area."

Francis: "Kevin Durant was my biggest influence. I had every one of his jerseys and watched all of his games. I always watched his highlights before games and this quote of his resonated with me. 'Hard work beats talent when talent fails to work hard.'"

Overton: "My G.O.A.T. is Michael Jordan. From pace and finesse, making plays, Paul George is someone I want to play like. Shai Gilgeous-Alexander is on another level, but pace-wise I can see myself in him some."

Federiko: "I played with Lauri Markkanen on the Finland national team. He was always super professional and loved the game. I wanted to match his aggressiveness."

McMillian: "Darrion Williams. Honestly, he's the best player I've ever played with. He's very unselfish and knows how to make the right reads. He's always hyping people up. He makes the game fun for all his teammates."

Hawkins: "Kyle Foster. We were teammates at Howard. He was a fifth-year senior when I was a freshman. He pushed me and made me believe in myself. He made me think I could excel in college. Gave me confidence by learning from him."

Walton: "I played with Zeke Nnaji in high school. He's on the Denver Nuggets now. We shared the same drive and competitiveness as me. We were always working out on the court and hanging out together. We had the same dream and vision."

Toppin: "I've played with a lot of great players but Ja'Kobe Walter is probably the best. We played together with Team Trae Young. He's in the league now playing for Toronto. His example showed me that it can happen. That we can get there. We were teammates when we were kids and now he's in the NBA. Just keep working."

Horner: "Keyonte George. He was always a natural scorer and fluid. We played together when we were younger. Very skilled. Makes the game fun to watch."

Henderson: "JT (Toppin). He always shows up in the game. Always plays hard."

Overton: "Tucker DeVries. Two-time conference player of the year. I got to be around him last year at Drake and see what a player of the year does to get to that level. He took me in from the jump. I wasn't sure if I was going to play much in my freshman year, but I think Tucker saw that I was different and he was always there for me. As a freshman, I really appreciated it coming from a player like him who didn't really have to treat a young player like me that way. It's really helped me to get to where I'm at with my game."

Williams: "I was a freshman and played with Tré Coleman at Nevada. He was like my big brother on the team. He showed me the ropes, on my good and bad days. He was there for me that entire season and helped me grow up and understand the game more. It really helped me during the season. He built my confidence. I want to be like that now for our younger guys."

Yalaho: "I played with Damarius Owens at Western Reserve Academy. He's at Marquette now. He is an all-around player and great kid. He was really good on offense and defense. Didn't need the ball all the time and a great teammate."

Overton: "Everything has shaped me. My childhood has mentally prepared me for what I'm doing today. My love of the game goes way back."

Walton: "Basketball has helped me want to become the best version of myself. My dad taught me a lot about being self-driven, consistent and disciplined in everything I do. I think that approach started when I was really young and has continued to today."

McMillian: "If I didn't go through the trials and tribulations, I wouldn't be here right now. They've made me stronger. Basketball was huge in that. I've made mistakes that I've learned and grown from."

Federiko: "Basketball changed my life a lot. I'm a kid from Finland who now lives in West Texas playing at Texas Tech. Unreal. It's because of the game. I've learned a lot about myself and other people through basketball. I've grown through the game. I'm confident in myself to be able to adapt in any situation."

Toppin: "Basketball has given me confidence in everything I do. It built character and gave me connections. It's given me everything."

Walton: "The game fueled my competitive nature. I can be a quiet person, but I felt comfortable on the court. It brought something out in me that nothing else really did from an early age. My team won the state championship in my junior year of high school. My boys had been working our entire lives for that. We got it. Our team was bought in completely for each other. There was a real bond there. That game was in the Timberwolves arena. We talked about getting there and winning it forever. Nothing would stop us. That was the best feeling ever for me."

Hawkins: "My perspective changed through the game. I really think the game is why I really focus on details. Being consistent in my life. Not just the game. Time management. I think I grew up faster and became more mature because of my goals I have with the game."

Francis: "The game had a big impact on me, physically and mentally. I've gained a lot of memories and friendships. Tons of positive experiences that the game has provided me."

Horner: "Basketball changed my life in a lot of ways. I don't know where I'd be without the game. Don't want to even think about it really. It brought me here to Texas Tech and has given me incredible opportunities."

Anderson: "I don't just love it. I don't just play it. My mind is wrapped around basketball all the time. I live it. I'm motivated to be the best. I don't want to be anything but the best so that's what I worked towards every day. When I see someone who is better than me, that's motivation to work harder."

Green: "I originally committed to play college baseball but then got an opportunity at Air Force. I'm glad I had those experiences. I feel the game and the opportunity has made me into a better man."

Yalaho: "Finding joy in the game pushes me harder. It makes working hard easier. That's how I've seen and played basketball since I was young."

McMillian: "I've seen a lot playing the game all my life and can't wait to put it all together this season."

Toppin: "I've come a long way with the game and take it a lot more seriously. I was pretty good when I started playing but I can admit I was lazy at first. I've learned you have to work hard every day and keep getting better. The game has shown me that the harder you work the more you can accomplish."

Williams: "I love how it allows me to express myself and meet new people and get out of my comfort zone. I'm more of a shy person. I don't really like talking to new people but in basketball it's natural for me. We have opportunities to meet a lot of new people and impact my life in different ways. Basketball has always done that for me. Having fun with the game is really important. We come here every day and take the sport really seriously in practice, but it's still a game that we all started playing as kids. If you're just going to stress about it and not have fun, then you'll lose the love of the game. The fun part is what brings me back every day wanting to get better. Keeping that childish approach to parts of the game helps you."

TEXAS TECH • SCORING RECORDS

GAME • TOTAL POINTS • ALL GAMES

50 POINTS

PLAYER	CL	OPPONENT	DATE
Dub Malaise	Sr.	at Texas • SWC	02/19/1966

47 POINTS

PLAYER	CL	OPPONENT	DATE
Will Flemons	Sr.	Oral Roberts	02/15/1993

44 POINTS

PLAYER	CL	OPPONENT	DATE
Rick Bullock	Sr.	at Arkansas • SWC	01/28/1976

43 POINTS

PLAYER	CL	OPPONENT	DATE
Mike Singletary	So.	vs. Texas A&M • B12 Tourney	03/11/2009
Dub Malaise	Sr.	TCU • SWC	02/01/1966

42 POINTS

PLAYER	CL	OPPONENT	DATE
Mike Russell	Jr.	Texas A&M • SWC	01/18/1977

41 POINTS

PLAYER	CL	OPPONENT	DATE
JT Toppin	So.	Arizona State • B12	02/12/2025
Jarrius Jackson	Jr.	at Nebraska • B12	02/18/2006
Rayford Young	Jr.	[24] Kansas • B12	02/13/1999
Rick Bullock	So.	TCU • SWC	02/02/1974
Jim Reed	Jr.	at Furman	12/17/1954

40 POINTS

PLAYER	CL	OPPONENT	DATE
Dub Malaise	Sr.	Texas A&M • SWC	02/15/1966
Dub Malaise	So.	Wyoming	12/12/1964

39 POINTS

PLAYER	CL	OPPONENT	DATE
Cory Carr	Sr.	Louisiana-Lafayette	12/06/1997

TEXAS TECH ALL-TIME 30-POINT SCORERS

PLAYER	TIMES
Dub Malaise	13
Cory Carr	10
Andre Emmett	10
Jason Sasser	8
Greg Lowery	7
Rick Bullock	5
Jarrius Jackson	5
Gene Knolle	5
Mike Russell	5
JT Toppin	3
Keenan Evans	3
Lance Hughes	3
Jerry Mason	3
Jim Reed	3
Jarrett Culver	2
Harold Denney	2
Will Flemons	2
Bobby Measells	2
Del Ray Mounts	2
Mike Singletary	2
Alan Voskuil	2
Rayford Young	2
Tony Battie	1
Eugene Carpenter	1
Mark Davis	1
Andy Ellis	1
Sean Gay	1
Ben Hill	1
Leon Hill	1
Lenny Holly	1
Harold Hudgens	1
Pop Isaacs	1
Bubba Jennings	1
Mario Layne	1
Anthony Livingston	1
Curtis Marshall	1
Mac McClung	1
Steve Miles	1
Paul Nolen	1
Nick Okorie	1
Wendell Owens	1
Tom Patty	1
Norman Reuther	1
John Roberson	1
Ronald Ross	1
Clarence Swannegan	1
Ned Underwood	1
Martin Zeno	1
Bryson Williams	1

38 POINTS

PLAYER	CL	OPPONENT	DATE
Keenan Evans	Sr.	Texas • B12	01/31/2018
Harold Hudgens	Sr.	Rice • SWC	01/07/1961
Paul Nolen	So.	Arizona State • BC	02/14/1951

37 POINTS

PLAYER	CL	OPPONENT	DATE
Norman Reuther	Sr.	Arkansas • SWC	02/28/1967
Jim Reed	Sr.	Texas State	02/10/1956

36 POINTS

PLAYER	CL	OPPONENT	DATE
Rayford Young	Sr.	[10] Iowa State • B12	03/01/2000
Jason Sasser	Jr.	at TCU • SWC	03/04/1995
Jason Sasser	Jr.	TCU • SWC	02/04/1995

35 POINTS

PLAYER	CL	OPPONENT	DATE
Alan Voskuil	Sr.	[9] Kansas • B12	03/04/2009
Cory Carr	Sr.	Baylor • B12	01/13/1998
Greg Lowery	Jr.	SMU • SWC	02/27/1971
Greg Lowery	So.	at Texas • SWC	02/07/1970
Del Ray Mounts	So.	Arkansas • SWC	02/02/1960
Eugene Carpenter	Sr.	New Mexico State • BC	02/29/1956

34 POINTS

PLAYER	CL	OPPONENT	DATE
Nick Okorie	Sr.	at Colorado • B12	03/06/2010
Andre Emmett	Jr.	at [21] Missouri • B12	02/09/2003
Cory Carr	Jr.	vs. [21] Fresno State	12/21/1996
Jason Sasser	So.	Texas • SWC	02/20/1994
Bubba Jennings	Jr.	at New Mexico State	12/29/1984
Mike Russell	Sr.	vs. Houston • SWC Tourney	03/02/1978
Greg Lowery	Sr.	at TCU • SWC	02/29/1972
Greg Lowery	Jr.	at SMU • SWC	02/09/1971
Greg Lowery	Jr.	Arkansas • SWC	01/12/1971
Gene Knolle	Sr.	San Diego State	12/01/1970

33 POINTS

PLAYER	CL	OPPONENT	DATE
Bryson Williams	Sr.	at [5] Kansas	01/24/2022
Anthony Livingston	Sr.	Rice	12/03/2016
Mike Singletary	Sr.	at Iowa State • B12	01/26/2011
John Roberson	So.	at UTEP	12/17/2008
Martin Zeno	Sr.	Missouri • B12	01/23/2008
Andre Emmett	So.	at Colorado • B12	02/16/2002
Cory Carr	Sr.	Oklahoma State • B12	02/18/1998
Cory Carr	Jr.	Nebraska • B12	02/08/1997
Jerry Mason	Sr.	vs. TCU • SWC Tourney	03/10/1989
Greg Lowery	Jr.	vs. Jacksonville	12/28/1971
Gene Knolle	Jr.	vs. Pacific	12/28/1970
Dub Malaise	Sr.	Oklahoma	12/14/1965
Harold Denney	Jr.	Arkansas • SWC	01/04/1964
Del Ray Mounts	So.	[18] Texas A&M • SWC	02/26/1960

32 POINTS

PLAYER	CL	OPPONENT	DATE
JT Toppin	So.	at Oklahoma State • B12	02/15/2025
Pop Isaacs	So.	[20] BYU • B12	01/20/2024
Keenan Evans	Sr.	[22] Nevada	12/05/2017
Jarrius Jackson	So.	at [15] Oklahoma • B12	02/05/2005
Andre Emmett	Sr.	Oklahoma State • B12	01/10/2004
Andre Emmett	So.	[6] Oklahoma State • B12	01/19/2002
Mario Layne	Sr.	Prairie View A&M	01/03/2000
Jason Sasser	Jr.	Texas • SWC	02/23/1995
Lance Hughes	Sr.	at Baylor • SWC	02/11/1995
Jerry Mason	So.	at Texas A&M • SWC	02/27/1988
Wendell Owens	Sr.	SMU • SWC	01/19/1987
Clarence Swannegan	Sr.	Texas-Arlington	12/10/1981
Ben Hill	Jr.	vs. Washington	12/26/1980
Mike Russell	Jr.	Texas • SWC	02/12/1977
Mike Russell	Jr.	at Baylor • SWC	01/22/1977
Rick Bullock	Sr.	[14] Kansas State	11/29/1975
Rick Bullock	Sr.	Texas • SWC	02/10/1976
Rick Bullock	So.	Arkansas • SWC	02/12/1974
Gene Knolle	Sr.	SMU • SWC	02/27/1971
Gene Knolle	Sr.	Baylor • SWC	02/02/1971
Gene Knolle	Jr.	at Washington	12/05/1970
Greg Lowery	So.	Rice • SWC	02/24/1970
Bobby Measells	Sr.	Texas • SWC	02/21/1967
Bobby Measells	Jr.	at New Mexico State	12/28/1965
Jim Reed	Sr.	at Nebraska	12/09/1955

31 POINTS

PLAYER	CL	OPPONENT	DATE
Jarrett Culver	So.	at Iowa State	03/09/2019
Keenan Evans	Sr.	at South Carolina	01/27/2018
Jarrius Jackson	Sr.	at [6] Texas A&M • B12	02/13/2007
Jarrius Jackson	Sr.	at Oklahoma • B12	02/03/2007

Jarrius Jackson	Sr.	at UTEP	11/25/2006
Andre Emmett	Jr.	New Mexico State	12/21/2002
Andre Emmett	Jr.	New Mexico	12/18/2002
Cory Carr	Sr.	at Baylor • B12	02/01/1998
Cory Carr	Sr.	Kansas State • B12	01/21/1998
Cory Carr	Sr.	at Nevada	12/27/1997
Tony Battie	Jr.	Colorado • B12	01/11/1997
Cory Carr	Jr.	vs. New Mexico State	12/27/1996
Jason Sasser	Fr.	at Baylor • SWC	03/06/1993
Will Flemons	Sr.	at Texas • SWC	01/23/1993
Lance Hughes	Fr.	at Rice • SWC	02/22/1992
Mike Russell	Jr.	South Carolina	12/04/1976
Dub Malaise	Jr.	at Baylor • SWC	02/23/1965
Harold Denney	Sr.	Arkansas • SWC	01/09/1965
Dub Malaise	Jr.	Colorado	12/21/1964
Ned Underwood	Jr.	Arizona • BC	02/06/1956

30 POINTS

PLAYER	CL	OPPONENT	DATE
JT Toppin	So.	Colorado • B12	03/05/2025
Darrius Williams	Sr.	[6] Kansas • B12	02/12/2024
Mac McClung	Jr.	at West Virginia • B12	01/25/2021
Jarrett Culver	So.	Abilene Christian	12/15/2018
Alan Voskuil	Jr.	[18] Kansas State • B12	02/13/2008
Ronald Ross	Sr.	San Francisco	01/01/2005
Curtis Marshall	Sr.	UNC-Asheville	11/19/2004
Andre Emmett	Jr.	vs. [3] Texas • B12 Tourney	03/14/2003
Andre Emmett	Jr.	at [16] Oklahoma State • B12	02/24/2003
Andre Emmett	So.	Baylor • B12	02/12/2002
Andre Emmett	So.	at SMU	11/20/2001
Andy Ellis	So.	Indiana	11/19/1999
Cory Carr	Jr.	at Missouri • B12	02/25/1997
Jason Sasser	Sr.	at Houston • SWC	02/17/1996
Mark Davis	Sr.	SMU • SWC	01/21/1995
Jason Sasser	Jr.	SMU • SWC	01/21/1995
Jason Sasser	So.	Texas A&M • SWC	02/05/1994
Lenny Holly	So.	Texas • SWC	02/25/1993
Lance Hughes	So.	TCU • SWC	01/30/1993
Steve Miles	Sr.	at Texas • SWC	02/23/1991
Sean Gay	Sr.	Portland	12/19/1988
Jerry Mason	So.	Rice • SWC	01/06/1988
Dub Malaise	Jr.	at Arkansas • SWC	03/02/1965
Dub Malaise	Jr.	Texas • SWC	02/16/1965
Dub Malaise	Jr.	at Texas A&M • SWC	02/09/1965
Dub Malaise	Jr.	SMU • SWC	01/26/1965
Dub Malaise	Jr.	Nebraska	12/19/1964
Tom Patty	Sr.	Rice • SWC	03/03/1964
Dub Malaise	So.	TCU • SWC	02/18/1964
Leon Hill	Sr.	Missouri	12/20/1958

SINGLE GAME • TOTAL POINTS • ALL GAMES • FRESHMAN

PLAYER	PTS	OPPONENT	DATE
Jason Sasser	31	at Baylor • SWC	03/06/1993
Lance Hughes	31	at Rice • SWC	02/22/1992
John Roberson	28	Northwestern State	12/29/2007
Jahmi'us Ramsey	27	Long Island	11/24/2019
Jordan Tolbert	27	Cal State Bakersfield	12/27/2011
Jordan Tolbert	27	at TCU	12/06/2011
Jarrett Culver	26	at West Virginia	02/26/2018
Jahmi'us Ramsey	26	at [3] Kansas	02/01/2020
Jarrett Culver	25	Oklahoma State	01/23/2018
Jahmi'us Ramsey	25	vs. Houston Baptist	11/13/2019
Jahmi'us Ramsey	25	at Iowa State	02/22/2020
Pop Isaacs	24	Nicholls	12/07/2022
Pop Isaacs	23	at Texas	01/14/2023

SINGLE GAME • TOTAL POINTS • ALL GAMES • SOPHOMORE

PLAYER	PTS	OPPONENT	DATE
Mike Singletary	43	vs. Texas A&M • B12 Tourney	03/11/2009
JT Toppin	41	Arizona State • B12	02/12/2025
Rick Bullock	41	TCU • SWC	02/02/1974
Dub Malaise	40	Wyoming	12/12/1964
Paul Nolen	38	Arizona State • BC	02/14/1951
Greg Lowery	35	at Texas • SWC	02/07/1970
Del Ray Mounts	35	Arkansas • SWC	02/02/1960

SINGLE GAME • TOTAL POINTS • ALL GAMES • JUNIOR

PLAYER	PTS	OPPONENT	DATE
Mike Russell	42	Texas A&M • SWC	01/18/1977
Rayford Young	41	[24] Kansas • B12	02/13/1999
Jim Reed	41	at Furman	12/17/1954
Jarrius Jackson	41	at Nebraska • B12	02/18/2006
Jason Sasser	36	at TCU • SWC	03/04/1995
Jason Sasser	36	TCU • SWC	02/04/1995

SINGLE GAME • TOTAL POINTS • ALL GAMES • SENIOR

PLAYER	PTS	OPPONENT	DATE
Dub Malaise	50	at Texas • SWC	02/19/1966
Will Flemons	47	Oral Roberts	02/15/1993
Rick Bullock	44	at Arkansas • SWC	01/28/1976
Dub Malaise	43	TCU • SWC	02/01/1966
Dub Malaise	40	Texas A&M • SWC	02/15/1966

TEXAS TECH • SINGLE-GAME RECORDS

GAME - TEAM POINTS - ALL GAMES

PTS	OPPONENT	DATE	RESULT	
1	128	Texas [SWC]	02/20/2004	W • 128-125
2	122	at Baylor [SWC]	02/11/1995	W • 122-91
3	119	UNC Asheville	11/19/2004	W • 119-55
	119	Texas Wesleyan	11/30/1981	W • 119-89
5	118	Houston Baptist	01/29/1992	W • 118-53
6	117	Oral Roberts	02/15/1993	W • 117-99
	117	at Texas [SWC]	02/19/1966	W • 117-86
	117	UTEP [BC]	02/27/1956	W • 117-90
9	116	Houston Baptist	11/29/1994	W • 116-82
10	115	Baylor [SWC]	01/04/1966	W • 115-77
	114	McMurry	12/02/1965	W • 114-70
	113	Arizona State [BC]	02/01/1956	W • 113-63
111	Arizona State [B12]	02/12/2025	W • 111-106 (20T)	
111	Houston Christian	12/21/2022	W • 111-67	
111	vs. [21] Fresno State	12/21/1996	W • 111-101	
111	South Dakota State	12/01/1979	W • 111-75	
111	at Furman	12/17/1954	W • 111-103	

GAME - TEAM POINTS - BIG 12 GAMES

PTS	OPPONENT	DATE	RESULT	
1	111	Arizona State	02/12/2025	W • 111-106 (20T)
2	102	Texas A&M	02/07/1998	W • 102-75
3	97	Colorado	02/02/2005	W • 97-90
	97	at Colorado	02/16/2002	W • 97-79
5	95	Colorado	02/17/2007	W • 95-74
6	94	[6] Oklahoma State	01/19/2002	W • 94-70
7	93	at Oklahoma State	02/15/2025	W • 93-55
	93	Baylor	01/02/1999	W • 93-62
8	92	at Iowa State	01/26/2011	W • 92-83
	92	Missouri	01/23/2008	W • 92-84
	92	Oklahoma State	01/28/2006	W • 92-90 • OT
	92	[6] Oklahoma	01/26/2002	W • 92-79
12	91	Colorado	03/05/2025	W • 91-75
	91	at [5] Kansas	01/24/2022	L • 94-91 • 20T
	91	Kansas	02/23/2019	W • 91-62
	91	at [17] Oklahoma State	02/10/2007	L • 93-91 • 20T
	91	at Baylor	03/02/2002	W • 91-89
	91	Missouri	02/20/2002	W • 91-68
	91	at Iowa State	01/09/2021	W • 91-64
	90	Oklahoma State	01/09/2024	W • 90-73
	90	at Colorado	03/06/2010	L • 101-90
	90	Baylor	02/12/2002	W • 90-65
	90	[24] Kansas	02/13/1999	W • 90-84

GAME - LARGEST MARGIN OF VICTORY - ALL GAMES

PTS	OPPONENT	DATE	SCORE	
1	72	Nicholls State	12/07/2002	107-35
2	65	Houston Baptist	01/29/1992	118-53
3	64	UNC Asheville	11/19/2004	119-55
4	62	South Carolina State	12/17/2014	101-39
5	56	Omaha	11/23/2021	96-40
6	55	Louisiana Tech	12/05/2007	86-31
	55	Montana State-Northern	11/29/1978	109-54
8	54	Stetson	12/22/2001	101-47
9	53	UTRGV	12/07/2005	103-50
10	52	Centenary College	11/27/2004	93-41
	51	Prairie View A&M	12/10/1994	107-56
	50	Jackson State	12/17/2022	102-52
	50	Arizona State [BC]	02/01/1956	113-63
	50	Incarinate Word	11/06/2018	87-37

GAME - LARGEST MARGIN OF VICTORY - BIG 12 HOME GAMES

PTS	OPPONENT	DATE	SCORE	
1	46	TCU	02/10/2020	88-42
2	35	Oklahoma State	01/04/2020	85-50
3	31	West Virginia	02/04/2019	81-50
	31	Baylor	01/02/1999	93-62
5	29	[6] Kansas	02/12/2024	79-50
	29	Kansas	02/23/2019	91-62
	27	Texas A&M	02/07/1998	102-75
	27	Iowa State	03/04/2021	81-54
	26	Oklahoma	03/02/2011	84-58
	26	Nebraska	02/05/2003	75-49
	26	Baylor	01/18/2003	80-64
	26	Iowa State	02/02/2002	69-43
	25	Baylor	02/12/2002	90-65
	25	Kansas State	01/06/2002	74-49
	24	[18] Baylor	12/29/2017	77-53
	24	[6] Oklahoma State	01/19/2002	94-70
	23	Missouri	02/20/2002	91-68
	21	Colorado	02/17/2007	95-74
	21	Oklahoma State	01/10/2004	83-62
	21	Texas A&M	02/23/2002	74-53
	20	Iowa State	01/18/2020	72-52
	20	Baylor	02/03/2004	83-63
	20	[11] Oklahoma	01/19/2004	67-47
	20	Missouri	01/28/1998	80-60
	20	TCU	03/02/2021	69-49

GAME - LARGEST MARGIN OF VICTORY - BIG 12 ROAD GAMES

PTS	OPPONENT	DATE	SCORE		
1	38	at Oklahoma State	02/15/2025	93-65	
2	30	at Iowa State	02/22/2020	87-57	
3	28	at Arizona State	03/08/2025	85-57	
	28	at Utah	01/04/2025	93-65	
	28	at Oklahoma State	02/13/2019	78-50	
5	27	at Iowa State	01/09/2021	91-64	
	<i>*Big 12 Tournament - 31 vs. Iowa State</i>			03/10/2022	72-41

GAME - FIELD GOALS MADE - ALL GAMES

FGM	OPPONENT	DATE	
1	67	East Central	11/20/2008
2	51	Texas Wesleyan	11/30/1981
3	49	Arizona State	02/01/1956
	49	Baylor • SWC	01/04/1966
5	47	TCU • SWC	03/08/1975

GAME - FIELD GOALS ATTEMPTED - ALL GAMES

FGA	OPPONENT	DATE	
1	113	East Central	11/20/2008
2	101	Arizona State • BC	02/01/1956
3	94	Texas Wesleyan	11/30/1981
4	92	TCU • SWC	03/08/1975
5	88	Texas A&M • SWC	01/31/1990

GAME - FIELD GOAL PERCENTAGE - ALL GAMES

PCT	OPPONENT (FGM-FGA)	DATE	
1	.727	New Orleans (24-33)	01/14/1989
2	.682	at TCU • SWC (30-44)	02/27/1993
3	.680	Utah (34-50)	11/29/1984
4	.677	SMU • SWC (42-62)	02/27/1971
5	.675	Arkansas • SWC (27-40)	01/16/1985

GAME - FIELD GOALS MADE - BIG 12 GAMES

FGM	OPPONENT	DATE	
1	40	Texas A&M	02/07/1998
2	39	Arizona State	02/12/2025
3	35	Oklahoma State	01/09/2024
	35	at Iowa State	01/26/2011
5	34	at Kansas	01/24/2022
	34	at West Virginia	01/25/2021
	34	Kansas	02/23/2019
	34	at Colorado	02/20/2008
	34	Baylor	01/18/2003
	34	at Iowa State	02/10/2003

GAME - FIELD GOALS ATTEMPTED - BIG 12 GAMES

FGA	OPPONENT	DATE	
1	80	Missouri	01/13/2010
2	79	at Kansas	02/09/2002
3	73	at West Virginia	01/25/2021
	73	at Kansas	01/24/2022
5	72	at Colorado	02/11/1998

GAME - FIELD GOAL PERCENTAGE - BIG 12 GAMES

PCT	OPPONENT (FGM-FGA)	DATE	
1	.642	at Iowa State (34-53)	02/12/2003
2	.622	TCU (28-45)	03/02/2013
3	.619	Oklahoma State (39-63)	01/19/2002
4	.617	Iowa State (29-47)	03/04/2021
5	.618	at Colorado (34-55)	02/20/2008

GAME - FIELD GOALS MADE - ALL GAMES

FGM	PLAYER	FGA	OPPONENT	DATE
1	18	Dub Malaise	at Texas • SWC	02/19/1966
	18	Jim Reed	at Furman	12/17/1954
3	17	JT Toppin	Arizona State	02/12/2025
	17	Will Flemons	Oral Roberts	02/15/1993
5	16	Rick Bullock	Arkansas • SWC	02/03/1976
	16	Rick Bullock	TCU • SWC	02/02/1974
	16	Bobby Measells	at New Mexico State	12/28/1965
	16	Eugene Carpenter	New Mexico State • BC	02/29/1956
	16	Jim Reed	West Texas A&M • BC	02/10/1956

GAME - FIELD GOALS ATTEMPTED - ALL GAMES

FGA	PLAYER	FGM	OPPONENT	DATE
1	33	Virgil Johnson	Hardin-Simmons • BC	03/03/1953
2	32	Dub Malaise	at Texas • SWC	02/12/1963
3	28	Jarrius Jackson	vs. [19] Wake Forest	11/18/2005
4	26	Andre Emmett	at [16] Oklahoma State • B12	02/24/2003
	26	Cory Carr	Baylor • B12	01/13/1998
	26	Cory Carr	at Baylor • B12	02/15/1997
	26	Ron Richardson	SMU • SWC	01/13/1973

GAME - FIELD GOAL PERCENTAGE - ALL GAMES - MIN: 10 FGA

PCT	PLAYER	FGM-FGA	OPPONENT	DATE	
1	1.000	Darrion Williams	12-12	[6] Kansas • B12	02/12/2024
	1.000	Greg Lowery	11-11	Rice • SWC	02/24/1970
	1.000	Will Flemons	10-10	Midwestern State	12/17/1992
	1.000	Steve Miles	10-10	UTRGV	12/03/1990
5	.923	Jarrett Culver	12-13	Abilene Christian	12/15/2018
6	.917	Andre Emmett	11-12	at Iowa State • B12	02/12/2003
.909	JT Toppin	10-11	Wyoming	11/13/2024	
	.909	Sean Gay	10-11	vs. Portland	12/01/1989
	.909	Tony Benford	10-11	Houston • SWC	01/04/1986
	.909	Mike Russell	10-11	TCU • SWC	01/12/1977
	.909	Del Ray Moutens	10-11	Loyola-New Orleans	12/12/1960
	.900	Jordan Tolbert	9-10	TCU • B12	03/02/2013
	.900	Tony Battie	9-10	at Texas • SWC	02/24/1996

GAME - FIELD GOALS MADE - BIG 12 GAMES

FGM	PLAYER	FGA	OPPONENT	DATE
1	17	JT Toppin	Arizona State	02/12/2025
2	15	Jarrius Jackson	at Nebraska	02/18/2006
3	14	Andre Emmett	at Missouri	02/09/2003
	14	Andre Emmett	at Colorado	02/16/2002
5	13	Andre Emmett	at [14] Oklahoma State	02/06/2002
	13	Rayford Young	[10] Iowa State	03/01/2000
	13	Cory Carr	at Baylor	02/01/1998
8	12	Darrion Williams	[6] Kansas • B12	02/12/2024
9	11	Jaylon Tyson	at West Virginia	02/18/2023
	11	Mac McClung	at West Virginia	01/25/2021
	11	Jarrett Culver	West Virginia	02/04/2019
	11	Jahmi'us Ramsey	at Iowa State	02/22/2020

GAME - FIELD GOALS ATTEMPTED - BIG 12 GAMES

FGA	PLAYER	FGM	OPPONENT	DATE
1	26	Andre Emmett	at Oklahoma State	02/24/2003
	26	Cory Carr	Baylor	01/13/1998
	26	Cory Carr	at Baylor	02/15/1997
4	25	Martin Zeno	Baylor	03/08/2008
	25	Jarrius Jackson	at Oklahoma	02/03/2007
	25	Cory Carr	at Colorado	02/11/1998

GAME - FIELD GOAL PERCENTAGE - BIG 12 GAMES - MIN: 10 FGA

PCT	PLAYER	FGM-FGA	OPPONENT	DATE	
1	1.000	Darrion Williams	12-12	[6] Kansas	02/12/2024
2	.917	Andre Emmett	11-12	at Iowa State	02/12/2003
3	.900	Jordan Tolbert	9-10	TCU	03/02/2013
4	.818	Davion Warren	9-11	Kansas State	02/28/2022
	.818	Cliff Owens	9-11	at Texas	01/17/1998

GAME - 3-POINT FIELD GOALS MADE - ALL GAMES

3FGM	OPPONENT	DATE	
1	16	Colorado	03/05/2025
	16	at Oklahoma State	02/15/2025
	16	Bethune-Cookman	11/05/2024
	16	Kansas	02/23/2019
	16	UNC-Asheville	11/19/2004
	16	vs. New Mexico State	12/27/1996
4	15	vs. Baylor	03/13/2025
	15	at Kansas	03/01/2025
	15	Sam Houston	12/28/2023
	15	[9] Kansas • B12	03/04/2009
	15	Houston Baptist	01/29/1992
	14	Arkansas-Pine Bluff	11/19/2024
	14	at TCU • B12	01/30/2024
	14	vs. Villanova	11/22/2023
	14	Oklahoma State	03/04/2023
	14	South Carolina State	12/27/2022
	14	Florida Atlantic	12/19/2018
	14	Eastern Kentucky	11/22/2008
13	vs.		

TEXAS TECH • SINGLE-GAME RECORDS

GAME • 3-POINT FIELD GOAL PERCENTAGE • ALL GAMES

PCT	OPPONENT (FGM-FGA)	DATE
1 .818	vs. [21] Fresno State (9-11)	12/21/1996
2 .727	Baylor • B12 (8-11)	02/09/2005
3 .714	vs. [3] Texas • B12-T (10-14)	03/14/2003
4 .700	Eastern Kentucky (7-10)	11/19/2016
.700	Minnesota (7-10)	01/01/2004
.700	Rice • SWC (7-10)	02/16/1991
.700	Texas • SWC (7-10)	02/25/1987
.700	Arkansas • SWC (7-10)	01/10/1987

GAME • 3-POINT FIELD GOALS MADE • ALL GAMES

3FGM	PLAYER	OPPONENT	DATE
1 9	Alan Voskuil	[9] Kansas • B12	03/04/2009
2 8	Kerwin Walton	UNC Wilmington • NCAA	03/20/2025
8	Chance McMillian	at Butler	11/30/2023
8	Alan Voskuil	Eastern Kentucky	11/22/2008
8	Devaughtah Williams	at [14] Baylor • B12	03/06/2015
6 7	Kerwin Walton	Bethune-Cookman	11/05/2024
7	Lance Hughes	Houston • SWC	02/15/1995
7	Cory Carr	Rice • SWC	03/02/1996
7	Cory Carr	vs. New Mexico State	12/27/1996
7	Cory Carr	at Missouri • B12	02/25/1997
7	Stan Bonewitz	at Texas A&M • B12	02/21/1998
7	Jayson Mitchell	North Texas	12/01/1999
7	Nathan Doudney	vs. [3] Texas • B12-T	03/14/2003
7	John Roberson	Nebraska • B12	01/22/2011
7	Dusty Hannahs	at West Virginia • B12	01/22/2014

GAME • 3-POINT FIELD GOALS ATTEMPTED • ALL GAMES

3FGA	PLAYER	OPPONENT	DATE
1 19	Kerwin Walton	vs. UNCW • NCAA	03/20/2025
19	Cory Carr	at Baylor • B12	02/15/1997
3 16	Cory Carr	vs. New Mexico State	12/27/1996
4 15	Jarius Jackson	Texas • B12	01/31/2007
5 14	Todd Duncan	at Rice • SWC	02/07/1988
14	Alan Voskuil	[9] Kansas • B12	03/04/2009

GAME • 3-POINT FIELD GOAL PERCENTAGE • ALL GAMES • MIN: 5 3FGM

PCT	PLAYER	3FGM-FGA	OPPONENT	DATE
1 1.000	Dusty Hannahs	7-7	at West Virginia • B12	01/22/2014
1.000	Keenan Evans	5-5	Houston Baptist	11/11/2016
1.000	Matt Mooney	5-5	at Oklahoma State	02/13/2019
4 .889	Devaughtah Williams	8-9	at [14] Baylor • B12	03/06/2015
5 .857	Kerwin Walton	6-7	Omaha	12/06/2023
.857	Bryant Moore	6-7	New Mexico State	12/19/1991
.857	Stan Bonewitz	6-7	at [25] George Washington	11/30/1996
.857	Cory Carr	6-7	vs. [21] Fresno State	12/21/1996
.857	Charlie Burgess	6-7	at TCU	11/29/2006
.857	John Roberson	6-7	at Alaska-Anchorage	11/22/2007

GAME • 3-POINT FIELD GOALS MADE • BIG 12 GAMES

3FGM	OPPONENT	DATE
1 16	Colorado	03/05/2025
16	at Oklahoma State	02/15/2025
16	[12] Kansas	02/23/2019
4 15	at Kansas	03/01/2025
15	[9] Kansas	03/04/2009

GAME • 3-POINT FIELD GOALS ATTEMPTED • BIG 12 GAMES

3FGA	OPPONENT	DATE
1 43	at Kansas	03/01/2025
2 37	at Oklahoma State	02/15/2025
3 33	Colorado	03/05/2025
4 31	at West Virginia	03/02/2024
31	[21] Baylor	01/17/2023
31	at Colorado	02/11/1998

GAME • 3-POINT FG PERCENTAGE • BIG 12 GAMES • MIN: 10 3FGA

PCT	OPPONENT (FGM-FGA)	DATE
1 .727	Baylor (8-11)	02/09/2005
2 .692	at Oklahoma State (9-13)	02/25/2006
3 .643	at Iowa State (9-14)	02/12/2003
.643	Baylor (9-14)	01/02/1999
5 .632	at West Virginia (12-19)	01/22/2014

GAME • 3-POINT FIELD GOALS MADE • BIG 12 GAMES

3FGM	PLAYER	OPPONENT	DATE
1 9	Alan Voskuil	[9] Kansas	03/04/2009
2 8	Devaughtah Williams	at [14] Baylor	03/06/2015
3 7	Cory Carr	at Missouri	02/25/1997
7	Stan Bonewitz	at Texas A&M	02/21/1998
7	John Roberson	Nebraska	01/22/2011
7	Dusty Hannahs	at West Virginia	01/22/2014
7 6	Elijah Hawkins	at BYU	01/08/2025
6	Chance McMillian	at [11] Oklahoma	01/27/2024
6	Kerwin Walton	at [5] Houston	01/17/2024
6	Pop Isaacs	[20] BYU	01/20/2024
6	Cory Carr	at Kansas State	01/18/1997
6	Cory Carr	Nebraska	02/08/1997
6	Ronald Ross	at [5] Texas	01/25/2005
6	Nick Okorie	at Nebraska	02/27/2010

GAME • 3-POINT FIELD GOALS ATTEMPTED • BIG 12 GAMES

3FGA	PLAYER	OPPONENT	DATE
1 19	Cory Carr	at Baylor	02/15/1997
2 15	Jarius Jackson	Texas	01/31/2007
3 14	Alan Voskuil	[9] Kansas	03/04/2009
4 13	Cory Carr	at Oklahoma	01/15/1997
13	Cory Carr	at Missouri	02/25/1997

GAME • 3-POINT FIELD GOAL PERCENTAGE • BIG 12 GAMES

PCT	PLAYER	FGM-FGA	OPPONENT	DATE
1 1.000	Darrion Williams	4-4	[6] Kansas	02/12/2024
1.000	Matt Mooney	5-5	at Oklahoma State	02/13/2019
1.000	Tommy Hamilton IV	4-4	at Kansas State	02/10/2018
1.000	Dusty Hannahs	7-7	at West Virginia	01/22/2014
5 .889	Devaughtah Williams	8-9	at [14] Baylor	03/06/2015

GAME • FREE THROWS MADE • ALL GAMES

FTM	OPPONENT	DATE
1 42	vs. Houston • SWC-T	03/10/1994
2 41	Arizona • BC	02/06/1956
41	at Arizona • BC	01/11/1956
4 40	Louisiana-Lafayette	12/06/1997
5 38	Arizona • BC	02/22/1954

GAME • FREE THROWS ATTEMPTED • ALL GAMES

FTA	OPPONENT	DATE
1 58	vs. Houston • SWC-T	03/10/1994
2 53	Louisiana-Lafayette	12/06/1997
3 52	at Eastern New Mexico	01/25/1955
4 51	UTEP • BC	02/27/1956
51	Hardin-Simmons • BC	02/28/1955

GAME • FREE THROW PERCENTAGE • ALL GAMES

PCT	OPPONENT (FTM-FTA)	DATE
1 1.000	at Iowa State (13-13) • B12	03/09/2019
1.000	at [4] Kansas (8-8) • B12	02/18/2012
1.000	Nebraska (8-8) • B12	02/06/2007
3 .966	at Texas (28-29) • SWC	02/12/1963
4 .958	TCU (23-24)	12/08/2010
5 .947	vs. [16] Iowa State (18-19) • B12-T	03/07/1997
.947	Baylor (18-19) • SWC	01/25/1984

GAME • FREE THROWS MADE • BIG 12 GAMES

FTM	OPPONENT	DATE
1 36	Oklahoma State	02/06/2010
36	Missouri	01/23/2008
3 35	Texas A&M	03/02/1997
4 34	[5] Texas	03/01/2008
5 32	[6] West Virginia	01/23/2016
32	Oklahoma State	02/18/2009
32	Colorado	02/02/2005

GAME • FREE THROWS ATTEMPTED • BIG 12 GAMES

FTA	OPPONENT	DATE
1 50	Missouri	01/23/2008
2 46	Oklahoma State	02/06/2010
3 43	Oklahoma State	02/18/2009
43	[5] Texas	03/01/2008

GAME • FREE THROW PERCENTAGE • BIG 12 GAMES

PCT	OPPONENT (FTM-FTA)	DATE
1 1.000	at Iowa State (13-13)	03/09/2019
1.000	at TCU (11-11)	02/26/2022
3 .944	[20] BYU (17-18)	01/20/2024
4 .941	[6] West Virginia (32-34)	01/23/2016
5 .938	at Oklahoma (15-16)	02/09/2010
.938	[24] Kansas (30-32)	02/13/1999

GAME • FREE THROWS MADE • ALL GAMES

FTM	PLAYER	FTA	OPPONENT	DATE
1 19	Martin Zeno	24	Missouri • B12	01/23/2008
2 18	Keenan Evans	20	Texas • B12	01/31/2018
18	Rayford Young	18	[24] Kansas • B12	02/13/1999
4 17	Del Ray Mounts	19	Arkansas • SWC	02/02/1960
17	Eugene Carpenter	20	Hardin-Simmons • BC	01/07/1956

GAME • FREE THROWS ATTEMPTED • ALL GAMES

FTA	PLAYER	FTM	OPPONENT	DATE
1 24	Martin Zeno	19	Missouri	01/23/2008
2 21	Dub Malaise	16	Nebraska	12/19/1964
21	Harold Denney	15	at Arkansas • SWC	02/29/1964
4 20	Keenan Evans	18	Texas • B12	01/31/2018
20	Eugene Carpenter	17	Hardin-Simmons • BC	01/07/1956

GAME • FREE THROW PERCENTAGE • ALL GAMES • MIN: 10 FTM

PCT	PLAYER	FTM-FTA	OPPONENT	DATE
1 1.000	Rayford Young	18-18	[24] Kansas • B12	02/13/1999
1.000	Jarius Jackson	14-14	at UTEP	11/25/2006
1.000	Will Flemmons	14-14	Baylor • SWC	02/15/1992
1.000	Keenan Evans	13-13	at South Carolina	01/27/2018
1.000	Devaughtah Williams	13-13	Texas • B12	01/02/2016
1.000	John Roberson	13-13	[12] Washington	12/03/2009
1.000	Gerald Myers	13-13	Santa Clara	12/20/1957
1.000	Davide Moretti	12-12	Oklahoma State	02/27/2019
1.000	Terrence Shannon	12-12	West Virginia • B12	01/29/2020
1.000	Aaron Ross	12-12	TCU • B12	02/23/2016
1.000	Cory Carr	12-12	Baylor • B12	01/04/1997
1.000	Sean Gay	12-12	Baylor • SWC	03/04/1989
1.000	Greg Lowery	12-12	at TCU • SWC	02/29/1972
1.000	Devonnie Giles	11-11	Colorado • B12	02/02/2005
1.000	Keenan Evans	10-10	vs. Stephen F. Austin • NCAA-T	03/15/2018
1.000	Keenan Evans	10-10	TCU	03/03/2018
1.000	Keenan Evans	10-10	vs. Boston College	11/18/2017
1.000	Nick Okorie	10-10	[9] Kansas • B12	03/04/2009
1.000	Alan Voskuil	10-10	[5] Texas • B12	03/01/2008
1.000	Martin Zeno	10-10	Lamar	01/01/2008
1.000	Jarius Jackson	10-10	Morehead State	11/26/2005
1.000	Andre Emmett	10-10	Missouri • B12	03/03/2004
1.000	Andre Emmett	10-10	vs. Iowa	12/22/2003
1.000	Rayford Young	10-10	Stephen F. Austin	12/05/1998
1.000	Bubba Jennings	10-10	Houston • SWC	02/10/1985
1.000	Charles Johnson	10-10	West Texas A&M	12/12/1981
1.000	Jeff Taylor	10-10	Houston • SWC	01/31/1981

GAME • FREE THROWS MADE • BIG 12 GAMES

FTM	PLAYER	FTA	OPPONENT	DATE
1 19	Martin Zeno	24	Missouri	01/23/2008
2 18	Keenan Evans	20	Texas • B12	01/31/2018
18	Rayford Young	18	[24] Kansas	02/13/1999
4 13	Devaughtah Williams	13	Texas	01/02/2016
13	Mike Singletary	15	Oklahoma State	01/29/2011
13	John Roberson	14	Oklahoma State	02/06/2010
13	Martin Zeno	14	[6] Texas A&M	01/24/2007
13	Andre Emmett	15	at [20] Kansas	02/07/2004

GAME • FREE THROW PERCENTAGE • BIG 12 GAMES • MIN: 10 FTM

PCT	PLAYER	FTM-FTA	OPPONENT	DATE
1 1.000	Rayford Young	18-18	[24] Kansas	02/13/1999
1.000	Devaughtah Williams	13-13	Texas	01/02/2016
1.000	Davide Moretti	12-12	Oklahoma State	02/27/2019
1.000	Aaron Ross	12-12	TCU	02/23/2016
1.000	Cory Carr	12-12	Baylor	01/04/1997
1.000	Devonnie Giles	11-11	Colorado	02/02/2005
1.000	Keenan Evans	10-10	TCU	03/03/2018
1.000	Nick Okorie	10-10	[9] Kansas	03/04/2009
1.000	Alan Voskuil	10-10	[5] Texas	03/01/2008
1.000	Andre Emmett	10-10	Missouri	03/03/2004
11 .929	John Roberson	13-14	Oklahoma State	02/06/2010
.929	Martin Zeno	13-14	[6] Texas A&M	01/24/2007

GAME • TEAM • REBOUNDS • ALL GAMES

REB	OPPONENT	DATE
1 80	West Texas A&M	02/12/1955
2 78	Prairie View A&M	11/26/1995
3 65	East Central • Oklahoma	11/20/2008
4 64	Prairie View A&M	12/13/1997
5 62	Prairie View A&M	12/10/1994
62	Texas Wesleyan	11/30/1981
62	TCU • SWC	02/18/1964

TEXAS TECH • SINGLE-GAME RECORDS

GAME • TEAM • REBOUNDS • BIG 12 GAMES

	REB	OPPONENT	DATE
1	52	Missouri	01/13/2010
2	50	Arizona	1/18/2025
3	49	at Nebraska	01/30/2002
4	47	Iowa State	01/20/2010
5	46	at West Virginia	02/05/2022
	46	Oklahoma	03/02/2011
	46	at Missouri	01/24/2009
	46	at Kansas State	01/18/1997
	46	Colorado	01/11/1997

GAME • INDIVIDUAL • REBOUNDS • ALL GAMES

	REB	PLAYER	OPPONENT	DATE
1	27	Jim Reed	at Texas	02/14/1956
	27	Jim Reed	at Eastern New Mexico	01/27/1956
3	26	Jim Reed	at Furman	12/17/1954
4	24	Jim Reed	Hardin-Simmons • BC	02/28/1955
5	23	Jim Reed	New Mexico State • BC	02/13/1953
	23	Jim Reed	Hardin-Simmons • BC	03/03/1953
	23	Eugene Carpenter	Arizona State • BC	02/01/1956
	23	Will Flemons	Houston • SWC	02/14/1990

GAME • INDIVIDUAL • REBOUNDS • BIG 12 GAMES

	REB	PLAYER	OPPONENT	DATE
1	18	Fardaws Aimaq	Kansas	02/28/2023
	18	Devonne Giles	at Colorado	02/18/2004
	18	Cliff Owens	at Texas	01/17/1998
4	17	Mike Singletary	Missouri	01/13/2010
	17	Tony Battie	at Texas A&M	02/12/1997
	17	Tony Battie	Nebraska	02/08/1997
	17	Tony Battie	Colorado	01/11/1997

GAME • TEAM • OFFENSIVE REBOUNDS • ALL GAMES

	O-REB	OPPONENT	DATE
1	26	Missouri • B12	01/13/2010
	26	East Central • Oklahoma	11/20/2008
3	24	Prairie View A&M	11/15/2021
4	24	vs. A&M-Corpus Christi	12/12/2020
	24	at Baylor • SWC	03/06/1993

GAME • TEAM • OFFENSIVE REBOUNDS • BIG 12 GAMES

	O-REB	OPPONENT	DATE
1	26	Missouri	01/13/2010
2	23	at [13] Kansas State	01/21/2023
3	21	at [16] Texas	01/25/2005
	21	Colorado	01/11/1997
5	20	Texas	01/14/2002

GAME • TEAM • DEFENSIVE REBOUNDS • ALL GAMES

	D-REB	OPPONENT	DATE
1	44	vs. Tennessee	12/07/2021
	44	South Carolina State	12/17/2014
3	41	Stephen F. Austin	01/01/2009
4	40	Prairie View A&M	11/22/2000
5	39	East Central • Oklahoma	11/20/2008

GAME • TEAM • DEFENSIVE REBOUNDS • BIG 12 GAMES

	D-REB	OPPONENT	DATE
1	35	at Kansas State	01/18/1997
	35	Baylor	01/04/1997
3	34	[6] Kansas	02/12/2024
	34	Nebraska	01/29/2005
	34	Baylor	01/02/1999

GAME • INDIVIDUAL • OFFENSIVE REBOUNDS • ALL GAMES

	O-REB	PLAYER	OPPONENT	DATE
1	15	Will Flemons	Houston • SWC	02/14/1990
2	12	JT Toppin	Saint Joseph's	11/21/2024
3	10	Will Flemons	vs. Texas • SWC	03/14/1992
4	9	Jaye Crockett	North Carolina A&T	12/28/2012
	9	D'Walyn Roberts	at TCU	12/08/2009
6	8	Jordan Tolbert	at Texas • B12	01/26/2013
	8	Brodney Kennard	Kansas State • B12	02/26/2000
	8	Gionet Cooper	Baylor • B12	01/04/1997
	8	Tony Battie	at TCU	12/14/1996

GAME • INDIVIDUAL • ASSISTS • ALL GAMES

	ASST	PLAYER	OPPONENT	DATE
1	14	Stan Bonewitz	vs. [21] Fresno State	12/21/1996
2	13	John Roberson	at Texas A&M • B12	01/28/2009
	13	Stan Bonewitz	vs. New Mexico State	12/27/1996
	13	Mark Davis	TCU • SWC	02/04/1995
5	12	Elijah Hawkins	at Arizona	02/08/2025
	12	Joe Toussaint	at Butler	11/30/2023
	12	John Roberson	at Iowa State • B12	01/26/2011
	12	John Roberson	at Texas A&M • B12	01/30/2010
	12	Mark Davis	at Texas A&M • SWC	03/05/1994
	12	Bryant Moore	SMU • SWC	02/02/1991
11	11	Elijah Hawkins	vs. Baylor	03/13/2025
	11	Elijah Hawkins	Arkansas-Pine Bluff	11/18/2024
	11	Darrion Williams	Northwestern State	11/08/2024
	11	Chris Clarke	vs. Houston Baptist	11/13/2019
	11	Drew Coffman	Northern Colorado	01/04/2005
	11	Nick Valdez	[6] Oklahoma State • B12	01/19/2002
	11	Jamal Brown	UTEP	12/05/2000
	11	Jamal Brown	at Louisiana-Lafayette	11/25/2000
	11	Rayford Young	New Mexico State	11/25/1998
	11	Jason Martin	Nicholls State	01/25/1995
	11	Mark Davis	Texas • SWC	02/20/1994
	11	Bryant Moore	Houston • SWC	02/25/1992
	11	Bryant Moore	at Baylor • SWC	02/09/1991
	11	Sean Gay	Houston • SWC	01/11/1989
	11	Kent Williams	TCU • SWC-T	02/25/1980

GAME • TEAM • ASSISTS • ALL GAMES

	ASST	OPPONENT	DATE
1	35	East Central	11/20/2008
2	32	Tennessee State	11/21/2019
3	31	Rice	12/16/2018
4	30	Arkansas-Pine Bluff	11/18/2024
	30	UNC-Asheville	11/19/2004
	30	Baylor • B12	02/12/2002
	30	Nicholls State	12/14/1995
	30	TCU • SWC	02/04/1995

GAME • TEAM • BLOCKS • ALL GAMES

	BLK	OPPONENT	DATE
1	12	Texas Southern	11/18/2013
	12	vs. Pepperdine	12/22/1998
3	11	Louisiana Tech	11/14/2023
	11	Incarnate Word	11/06/2019
	11	vs. Memphis	12/01/2018
6	10	at TCU • B12	01/18/2016
	10	Loyola Maryland	11/14/2014
	10	Oklahoma State • B12	01/29/2011
	10	at [3] Kansas • B12	01/16/2010
	10	San Francisco	01/01/2005
	10	at Texas • B12	02/26/2002
	10	vs. Texas A&M • SWC-T	03/07/1996
	10	Prairie View A&M	12/10/1994

GAME • INDIVIDUAL • BLOCKS • ALL GAMES

	BLK	PLAYER	OPPONENT	DATE
1	8	Tariq Owens	Memphis	12/01/2018
2	7	Will Flemons	Texas A&M • SWC	01/31/1990
3	6	Daniel Batcho	Louisiana Tech	11/14/2022
	6	Tariq Owens	Incarnate Word	11/06/2018
	6	Jaye Crockett	Texas A&M-Corpus Christi	01/02/2011
	6	Dior Lowhorn	UTEP	01/01/2006
	6	Devonne Giles	at UTEP	12/04/2004
	6	Tony Battie	Texas • B12	02/22/1997
	6	Tony Battie	vs. Texas A&M • SWC-T	03/07/1996
	6	Tony Battie	TCU • SWC	02/07/1996
	6	Rick Bullock	at New Mexico	12/21/1973
	6	Rick Bullock	at Saint Louis	12/02/1972

GAME • INDIVIDUAL • BLOCKS • BIG 12 GAMES

	BLK	PLAYER	OPPONENT	DATE
1	6	Tony Battie	Texas	02/22/1997
2	5	Daniel Batcho	at TCU	12/31/2023
	5	TJ Holyfield	at Texas	02/08/2020
	5	Zach Smith	at TCU	01/18/2016
	5	Zach Smith	at Kansas State	01/14/2015
	5	Dejan Kravic	at TCU	01/18/2014
	5	Devonne Giles	[7] Oklahoma State	01/08/2005
	5	Andy Ellis	at Texas	02/26/2002
	5	Brodney Kennard	Missouri	02/15/2000
	5	Tony Battie	[1] Kansas	01/29/1997
	5	Tony Battie	at Baylor	02/15/1997
	5	Tony Battie	at Texas A&M	02/12/1997

GAME • TEAM • BLOCKS • BIG 12 GAMES

	BLK	OPPONENT	DATE
1	10	at TCU	01/18/2016
	10	Oklahoma State	01/29/2011
	10	at [3] Kansas	01/16/2010
	10	at Texas	02/26/2002
5	9	[2] Baylor	01/16/2021
	9	at Texas	02/08/2020
	9	at [9] Oklahoma	01/09/2018
	9	Iowa State	03/01/2000

GAME • TEAM • STEALS • ALL GAMES

	STL	OPPONENT	DATE
1	24	Nicholls State	12/07/2002
2	19	vs. Jackson State	12/17/2023
	19	Massachusetts	11/21/2003
4	18	East Central (Oklahoma)	11/20/2008
	18	Davidson	11/18/2003

GAME • TEAM • STEALS • BIG 12 GAMES

	STL	OPPONENT	DATE
1	14	[12] Kansas State	02/11/2023
	14	at [15] Oklahoma	02/05/2005
3	13	Oklahoma State	03/05/2024
	13	at [4] Texas	01/13/2021
	13	TCU	02/10/2020
	13	West Virginia	02/04/2019
	13	at Kansas State	02/10/2018

GAME • INDIVIDUAL • STEALS • ALL GAMES

	STL	PLAYER	OPPONENT	DATE
1	7	Josh Gray	Jackson State	11/26/2012
	7	Ronald Ross	at UTEP	12/04/2004
	7	Nick Valdez	at UTEP	11/30/2002
4	6	De'Vion Harmon	Eastern Washington	12/13/2023
	6	Kevin McCullar	Texas • B12	03/11/2021
	6	Jarrett Culver	Rice	12/16/2018
	6	Jaye Crockett	at West Virginia • B12	02/16/2013
	6	Nick Okorie	at [3] Kansas • B12	01/16/2010
	6	Martin Zeno	at [17] Oklahoma State • B12	02/10/2007
	6	Jarrius Jackson	Texas-Pan American	12/10/2005
	6	Ronald Ross	Baylor • B12	02/03/2004
	6	Ronald Ross	San Diego State	03/21/2003
	6	Andre Emmett	at [16] Oklahoma State • B12	02/24/2003
	6	Will Chavis	at Iowa State • B12	02/12/2003
	6	Andre Emmett	Nicholls State	12/07/2002
	6	Jason Sasser	at BYU	12/17/1993
	6	Lance Hughes	[19] Wisconsin	12/11/1993
	6	Jeff Taylor	Arkansas • SWC	02/20/1979
	6	Mike Edwards	vs. Houston • SWC-T	03/02/1978

GAME • INDIVIDUAL • STEALS • BIG 12 GAMES

	STL	PLAYER	OPPONENT	DATE
1	6	Kevin McCullar	Texas	03/11/2021
	6	Jaye Crockett	at West Virginia	02/16/2013
	6	Nick Okorie	at [3] Kansas	01/16/2010
	6	Martin Zeno	at [17] Oklahoma State	02/10/2007
	6	Andre Emmett	at [16] Oklahoma State	02/24/2003
	6	Will Chavis	at Iowa State	02/12/2003
7	5	Darrion Williams	at Oklahoma State	03/05/2024
	5	De'Vion Harmon	at TCU	01/31/2023
	5	De'Vion Harmon	at Iowa State	01/10/2023
	5	Keenan Evans	at Kansas State	02/10/2018
	5	Robert Turner	[19] Oklahoma State	02/08/2014
	5	Jaye Crockett	Texas	02/25/2012
	5	Nick Okorie	at Nebraska	02/27/2010
	5	Mike Singletary	Oklahoma State	02/06/2010
	5	Martin Zeno	Kansas State	02/15/2006
	5	Ronald Ross	at [15] Oklahoma	02/05/2005
	5	Jarrius Jackson	at [16] Texas	01/25/2005
	5	Ronald Ross	at Missouri	01/19/2005
	5	Rayford Young	at Nebraska	01/19/2000
	5	Rayford Young	at Iowa State	01/23/1999
	5	Rayford Young	Nebraska	02/08/1997

TEXAS TECH • SEASON RECORDS

SEASON • TEAM • POINTS • ALL GAMES

	PTS	TEAM	GAMES	PPG
1	2765	2018-19	38	72.8
2	2759	2017-18	36	74.6
3	2684	2009-10	35	73.2
4	2667	2021-22	37	72.1
5	2664	1994-95	30	88.8
6	2629	1995-96	32	82.2
7	2563	2008-09	33	77.7
8	2561	2023-24	34	75.3
9	2543	2002-03	35	72.7
10	2535	2004-05	33	76.8
11	2532	2001-02	32	79.1
12	2490	2003-04	34	73.2
13	2437	2006-07	34	71.7
14	2405	1992-93	30	80.2
15	2379	1975-76	31	76.7

SEASON • TOTAL POINTS • ALL GAMES

	PLAYER	SEASON	POS	CL	GAMES	AVG	PTS
1	Andre Emmett	2002-03	G	Jr.	34	21.8	741
2	Rick Bullock	1975-76	C	Sr.	31	22.8	708
3	Jarrett Culver	2018-19	G	So.	38	18.5	704
4	Andre Emmett	2003-04	G	Sr.	34	20.6	701
5	Jarrius Jackson	2006-07	G	Sr.	34	19.9	677

SEASON • TEAM • POINTS PER GAME • ALL GAMES

	PPG	TEAM	GAMES	PTS
1	88.8	1993-94	28	2336
2	87.0	1964-65	23	2000
3	86.9	1965-66	24	2086
4	85.3	1963-64	23	1961
5	83.4	1993-94	28	2336
6	82.2	1995-96	32	2629
7	80.2	1992-93	30	2405
8	80.1	1996-97	28	2243
	80.1	1971-72	26	2082
10	79.4	1970-71	26	2065
11	79.1	2001-02	32	2532
12	77.7	2008-09	33	2563
13	77.3	1997-98	27	2088
14	76.8	2004-05	33	2535
15	76.7	2009-10	35	2684
	76.7	1975-76	31	2379
	76.7	1973-74	26	1994

SEASON • TEAM • POINTS • BIG 12 GAMES

	PTS	TEAM	GAMES	PPG
1	1565	2024-25	20	78.3
2	1340	2023-24	18	74.4
3	1297	2017-18	18	72.1
4	1294	2018-19	18	71.9
5	1275	2015-16	18	70.8

SEASON • TEAM • POINTS PER GAME • BIG 12 GAMES

	PPG	TEAM	GAMES	PTS
1	79.4	2001-02	16	1270
2	78.3	2024-25	20	1565
3	74.6	1997-98	16	1194
4	74.4	2023-24	18	1340
5	74.3	1996-97	16	1188

SEASON • FIELD GOALS MADE • ALL GAMES

	FGM	PLAYER	SEASON	GAMES	FGA	PCT
1	297	Andre Emmett	2002-03	34	595	.499
2	265	Rick Bullock	1975-76	31	486	.545
3	260	Andre Emmett	2003-04	34	494	.526
4	254	Jarrett Culver	2018-19	38	551	.461
5	250	Bubba Jennings	1984-85	31	456	.548
	250	Mike Russell	1976-77	29	453	.552

SEASON • FIELD GOALS ATTEMPTED • ALL GAMES

	FGA	PLAYER	SEASON	GAMES	FGM	PCT
1	595	Andre Emmett	2002-03	34	297	.499
2	551	Jarrett Culver	2018-19	38	254	.461
2	517	Jarrius Jackson	2006-07	34	224	.433
3	499	Cory Carr	1996-97	28	213	.427
4	496	Jarrius Jackson	2005-06	32	216	.435
5	494	Andre Emmett	2003-04	34	260	.526
	494	Cory Carr	1997-98	27	209	.423

SEASON • FIELD GOAL PERCENTAGE • ALL GAMES

	PCT	PLAYER	SEASON	GAMES	FGM	FGA
1	.707	Don Grove	1947-48	26	99	140
2	.631	Steve Miles	1988-89	28	70	111
3	.623	Warren Washington	2023-24	25	104	167
4	.622	Will Flemons	1992-93	30	214	344
5	.621	J.D. Sanders	1988-89	27	110	177

SEASON • FIELD GOALS MADE • BIG 12 GAMES

	FGM	PLAYER	SEASON	GAMES	FGA	PCT
1	138	Andre Emmett	2001-02	16	239	.577
2	129	Cory Carr	1997-98	16	308	.419
3	128	Andre Emmett	2002-03	15	277	.462
4	122	Ronald Ross	2004-05	16	222	.550
5	117	Jarrius Jackson	2005-06	16	263	.445
	117	Tony Battie	1996-97	16	209	.560
	117	Cory Carr	1996-97	16	290	.403

SEASON • FIELD GOALS ATTEMPTED • BIG 12 GAMES

	FGA	PLAYER	SEASON	GAMES	FGM	PCT
1	308	Cory Carr	1997-98	16	129	.419
2	290	Cory Carr	1996-97	16	117	.403
3	277	Andre Emmett	2002-03	15	128	.462
4	263	Jarrius Jackson	2005-06	16	117	.445
5	258	Jarrett Culver	2018-19	18	115	.446

SEASON • FIELD GOAL PERCENTAGE • BIG 12 GAMES - MIN: 50 FGM

	PCT	PLAYER	SEASON	GAMES	FGM	FGA
1	.641	Warren Washington	2023-24	11	50	78
2	.622	D'walyn Roberts	2010-11	16	51	82
3	.602	Cliff Owens	1997-98	15	59	98
4	.577	Andre Emmett	2001-02	16	138	239
5	.574	Robert Lewandowski	2008-09	16	62	108

SEASON • FIELD GOALS MADE • ALL GAMES

	FGM	TEAM	GAMES	FGA	PCT	FGM/PG
1	990	2018-19	38	2110	.469	26.05
2	979	2002-03	35	2092	.468	27.97
3	969	2021-22	37	2055	.472	26.18
4	964	2017-18	37	2096	.460	26.05
5	962	1975-76	31	1968	.489	31.03

SEASON • FIELD GOALS ATTEMPTED • ALL GAMES

	FGA	TEAM	GAMES	FGM	PCT	FGA/PG
1	2110	2018-19	38	990	.469	55.52
2	2103	2009-10	35	922	.438	60.09
3	2096	2017-18	37	964	.460	56.65
4	2092	2002-03	35	979	.468	59.77
5	2055	2021-22	37	969	.472	55.54

SEASON • FIELD GOAL PERCENTAGE • ALL GAMES

	PCT	TEAM	GAMES	FGM	FGA	FGM/PG
1	.518	1979-80	29	780	1505	26.90
2	.497	1988-89	28	711	1430	25.39
3	.494	1984-85	31	841	1702	27.13
	.494	1981-82	28	838	1697	29.93
	.494	1971-72	26	779	1576	29.96

SEASON • FIELD GOALS MADE PER GAME • ALL GAMES

	FGM/PG	TEAM	GAMES	FGM	FGA	PCT
1	32.96	1965-66	24	791	1694	.467
2	32.13	1963-64	23	739	1570	.471
3	31.70	1964-65	23	729	1530	.476
4	31.67	1994-95	30	950	1964	.484
5	31.58	1973-74	26	821	1754	.468

SEASON • FIELD GOALS ATTEMPTED PER GAME • ALL GAMES

	FGA/PG	TEAM	GAMES	FGM	FGA	PCT
1	73.17	1952-53	24	638	1756	.363
2	73.04	1949-50	26	588	1899	.310
3	72.96	1951-52	24	609	1751	.348
4	70.58	1965-66	24	791	1694	.467
5	68.92	1954-55	25	726	1723	.421

SEASON • LOW FIELD GOAL PERCENTAGE • ALL GAMES

	PCT	TEAM	GAMES	FGM	FGA	FGM/PG
1	.310	1949-50	26	588	1899	22.62
2	.348	1951-52	24	609	1751	25.38
3	.356	1948-49	30	662	1858	22.07
4	.363	1952-53	24	638	1756	26.58
5	.374	1950-51	28	688	1839	24.57

SEASON • FIELD GOALS MADE • BIG 12 GAMES

	FGM	TEAM	GAMES	FGA	PCT	FGM/PG
1	479	2001-02	16	1004	.477	29.94
2	464	2023-24	18	1021	.454	26.61
3	453	2018-19	18	993	.456	25.16
4	443	2022-23	18	1029	.431	24.61
5	440	2017-18	18	990	.444	24.44
	440	2019-20	18	965	.456	24.44

SEASON • FIELD GOALS ATTEMPTED • BIG 12 GAMES

	FGA	TEAM	GAMES	FGM	PCT	FGA/PG
1	1029	2022-23	18	443	.431	57.16
2	1021	2023-24	18	464	.454	56.72
3	1004	2001-02	16	479	.477	62.75
4	993	2018-19	18	453	.456	55.16
5	990	2017-18	18	440	.444	55.00

SEASON • FIELD GOAL PERCENTAGE • BIG 12 GAMES

	PCT	TEAM	GAMES	FGM	FGA	FGM/PG
1	.477	2001-02	16	479	1004	29.94
2	.466	2004-05	16	424	910	26.50
3	.463	2003-04	16	411	887	25.69
4	.456	2018-19	18	453	993	25.16
5	.455	2021-22	18	438	963	24.33

SEASON • FIELD GOALS MADE PER GAME • BIG 12 GAMES

	FGM/PG	TEAM	GAMES	FGM	FGA	PCT
1	29.94	2001-02	16	479	1004	.477
2	26.50	2004-05	16	424	910	.466
3	25.94	2002-03	16	415	948	.438
4	25.77	2023-24	18	464	1021	.454
5	25.69	2003-04	16	411	887	.463

SEASON • FIELD GOALS ATTEMPTED PER GAME • BIG 12 GAMES

	FGA/PG	TEAM	GAMES	FGM	FGA	PCT
1	62.75	2001-02	16	479	1004	.477
2	60.19	2009-10	16	401	963	.416
3	59.25	2002-03	16	415	948	.438
4	57.69	1997-98	16	406	923	.440
5	57.16	2022-23	18	443	1029	.431

SEASON • LOW FIELD GOAL PERCENTAGE • BIG 12 GAMES

	PCT	TEAM	GAMES	3FGM	3FGA	3FGM/PG
1	.373	2014-15	18	333	893	18.50
2	.397	2012-13	18	372	938	20.67
	.397	2011-12	18	336	847	18.67
4	.403	2000-01	16	366	909	22.88
5	.416	2009-10	16	401	963	25.06

SEASON • 3-POINT FIELD GOALS MADE • ALL GAMES

TEXAS TECH • SEASON RECORDS

SEASON - 3-POINT FIELD GOALS ATTEMPTED - BIG 12 GAMES

	3FGA	PLAYER	SEASONS	GAMES	3FGM	PCT
1	152	Cory Carr	1996-97	16	53	.349
2	129	Pop Isaacs	2023-24	18	40	.310
3	122	Cory Carr	1997-98	16	42	.344
4	120	Stan Bonewitz	1997-98	16	51	.425
5	116	John Roberson	2008-09	16	41	.353

SEASON - 3-POINT FG PERCENTAGE - BIG 12 GAMES

	PCT	PLAYER	SEASONS	GAMES	3FGM	3FGA
1	.535	Davide Moretti	2018-19	18	46	86
2	.523	Darrion Williams	2023-24	18	23	44
3	.475	James Ware	1998-99	16	28	59
4	.452	Kyler Edwards	2020-21	17	33	73
5	.440	Alan Voskuil	2008-09	16	40	91

SEASON - 3-POINT FIELD GOALS MADE - ALL GAMES

	3FGM	TEAM	GAMES	3FGA	PCT	3FGM/PG
1	289	2023-24	34	804	.359	8.50
2	277	2018-19	38	759	.365	7.28
3	252	2017-18	37	702	.359	6.81
4	251	1995-96	32	714	.352	7.84
5	236	2008-09	33	630	.375	7.15

SEASON - 3-POINT FIELD GOALS ATTEMPTED - ALL GAMES

	3FGA	TEAM	GAMES	3FGM	PCT	3FGA/PG
1	804	2023-24	34	289	.359	23.65
2	759	2018-19	38	277	.365	19.97
3	714	1995-96	32	251	.352	22.31
4	702	2017-18	37	252	.359	18.97
5	700	2021-22	37	225	.321	20.00

SEASON - 3-POINT HIGH FIELD GOAL PERCENTAGE - ALL GAMES

	PCT	TEAM	GAMES	3FGM	3FGA	3FGM/PG
1	.421	1987-88	28	127	302	4.54
2	.412	2006-07	34	208	505	6.12
3	.406	1996-97	28	201	495	7.18
4	.396	2004-05	33	145	366	4.39
5	.395	1988-89	28	139	352	4.96

SEASON - 3-POINT FIELD GOALS MADE PER GAME - ALL GAMES

	3FGM/PG	TEAM	GAMES	3FGM	3FGA	PCT
1	8.50	2023-24	34	289	804	.359
2	7.84	1995-96	32	251	714	.352
3	7.70	1997-98	27	208	559	.372
4	7.28	2018-19	38	277	759	.365
5	7.22	2019-20	31	224	631	.355

SEASON - 3-POINT FIELD GOALS ATTEMPTED PER GAME - ALL GAMES

	3FGA/PG	TEAM	GAMES	3FGM	3FGA	PCT
1	23.65	2023-24	34	289	804	.359
2	22.31	1995-96	32	251	714	.352
3	20.81	2022-23	32	230	666	.345
4	20.70	1997-98	27	208	559	.372
5	20.35	2019-20	31	224	631	.355

SEASON - 3-POINT LOW FIELD GOAL PERCENTAGE - ALL GAMES

	PCT	TEAM	GAMES	3FGM	3FGA	3FGM/PG
1	.282	2000-01	28	139	493	4.96
2	.288	2012-13	31	149	517	4.81
3	.311	2013-14	31	140	450	4.38
4	.312	1993-94	28	144	461	5.14
5	.314	2002-03	35	112	357	3.20

SEASON - 3-POINT FIELD GOALS MADE - BIG 12 GAMES

	3FGM	TEAM	GAMES	3FGA	PCT	3FGM/PG
1	150	2023-24	18	407	.369	8.33
2	141	2018-19	18	388	.363	7.83
3	139	2019-20	18	366	.380	7.72
4	130	1997-98	16	340	.382	8.13
5	125	2017-18	18	359	.348	6.94

SEASON - 3-POINT FIELD GOALS ATTEMPTED - BIG 12 GAMES

	3FGA	TEAM	GAMES	3FGM	PCT	3FGA/PG
1	407	2023-24	18	150	.369	22.61
2	388	2018-19	18	141	.363	21.55
3	381	2022-23	18	123	.323	21.16
4	366	2019-20	18	139	.380	20.33
5	359	2017-18	18	125	.348	19.94

SEASON - 3-POINT FIELD GOAL PERCENTAGE - BIG 12 GAMES

	PCT	TEAM	GAMES	3FGM	3FGA	3FGM/PG
1	.398	2001-02	16	82	206	5.13
2	.393	2009-10	16	103	262	6.44
3	.389	2006-07	16	98	252	6.13
4	.388	2010-11	16	95	245	5.94
5	.385	1998-99	16	97	252	6.06

SEASON - 3-POINT FIELD GOALS MADE PER GAME - BIG 12 GAMES

	3FGM/PG	TEAM	GAMES	3FGM	3FGA	PCT
1	8.33	2023-24	18	150	407	.369
2	8.13	1997-98	16	130	340	.382
3	7.83	2018-19	18	141	388	.363
4	7.72	2019-20	18	139	366	.380
5	7.00	2008-09	16	112	301	.372

SEASON - 3-POINT FIELD GOALS ATTEMPTED PER GAME - BIG 12 GAMES

	3FGA/PG	TEAM	GAMES	3FGM	3FGA	PCT
1	22.61	2023-24	18	150	407	.369
2	21.55	2018-19	18	141	388	.363
3	21.25	1997-98	16	130	340	.382
4	21.16	2022-23	18	123	381	.323
5	20.33	2019-20	18	139	366	.380

SEASON - FREE THROWS MADE - ALL GAMES

	FTM	PLAYER	SEASON	GAMES	FTA	PCT
1	197	Keenan Evans	2017-18	36	241	.817
2	191	Dub Malaise	1964-65	23	226	.846
3	184	Will Flemons	1991-92	29	232	.793
4	178	Martin Zeno	2006-07	34	225	.791
5	178	Rick Bullock	1975-76	31	247	.721

SEASON - FREE THROWS ATTEMPTED - ALL GAMES

	FTA	PLAYER	SEASONS	GAMES	FTM	PCT
1	247	Rick Bullock	1975-76	31	178	.721
2	241	Keenan Evans	2017-18	36	197	.817
3	238	Mike Singletary	2009-10	35	169	.710
4	234	Jason Sasser	1995-96	31	170	.726
5	232	Will Flemons	1991-92	29	184	.793

SEASON - FREE THROW PERCENTAGE - ALL GAMES - MIN: 100 FTA

	PCT	PLAYER	SEASON	GAMES	FTM	FTA
1	.924	Davide Moretti	2018-19	38	97	105
2	.902	Davide Moretti	2019-20	31	92	102
3	.877	Rayford Young	1998-99	25	100	114
4	.874	Aaron Ross	2015-16	32	97	111
5	.870	Gerald Myers	1957-58	23	107	123

SEASON - FREE THROWS MADE - BIG 12 GAMES

	FTM	PLAYER	SEASON	GAMES	FTA	PCT
1	100	Keenan Evans	2017-18	17	118	.847
2	89	Martin Zeno	2007-08	16	114	.781
3	89	Andre Emmett	2003-04	16	117	.761
4	83	Keenan Evans	2016-17	18	96	.865
5	78	Martin Zeno	2006-07	16	92	.848
78		Cory Carr	1996-97	16	94	.830

SEASON - FREE THROWS ATTEMPTED - BIG 12 GAMES

	FTA	PLAYER	SEASON	GAMES	FTM	PCT
1	118	Keenan Evans	2017-18	17	100	.847
2	117	Andre Emmett	2003-04	16	89	.761
3	114	Martin Zeno	2007-08	16	89	.781
4	104	Mike Singletary	2008-09	16	71	.683
5	100	Tony Battie	1996-97	16	65	.650

SEASON - FREE THROW PERCENTAGE - BIG 12 GAMES - MIN: 40 FTA

	PCT	PLAYER	SEASON	GAMES	FTM	FTA
1	.931	Davide Moretti	2018-19	18	54	58
2	.929	Alan Voskuil	2008-09	16	52	56
3	.919	Aaron Ross	2015-16	18	68	74
4	.881	Pop Isaacs	2023-24	18	74	84
5	.881	John Roberson	2008-09	16	37	42

SEASON - FREE THROWS MADE - ALL GAMES

	FTM	TEAM	GAMES	FTA	PCT	FTM/PG
1	644	2009-10	35	901	.715	18.40
2	589	1954-55	25	871	.676	23.56
3	580	1994-95	30	835	.695	19.33
4	579	2017-18	37	823	.704	15.65
5	562	1995-96	32	850	.661	17.56

ANNUAL TEAM POINTS - ALL GAMES

SEASON	GAMES	PTS	PPG	GAMES	PTS	PPG
1957-58	23	1653	71.9	14	975	69.6
1958-59	24	1600	66.7	14	896	64.0
1959-60	24	1589	66.2	14	925	66.1
1960-61	25	1897	75.9	14	1102	78.7
1961-62	27	1919	71.1	14	983	70.2
1962-63	23	1618	70.3	14	1032	73.7
1963-64	23	1961	85.3	14	1189	84.9
1964-65	23	2000	87.0	14	1242	88.7
1965-66	24	2086	86.9	14	1251	89.4
1966-67	24	1639	68.3	14	984	70.3
1967-68	24	1674	69.8	14	981	70.1
1968-69	24	1821	75.9	14	997	71.2
1969-70	24	1771	73.8	14	1054	75.3
1970-71	26	2065	79.4	14	1133	80.9
1971-72	26	2082	80.1	14	1079	77.1
1972-73	27	1916	71.0	14	1002	71.6
1973-74	26	1994	76.7	14	1111	79.4
1974-75	26	1874	72.1	14	995	71.1
1975-76	31	2379	76.7	16	1295	80.9
1976-77	29	2096	72.3	16	1142	71.4
1977-78	29	2044	70.5	16	1085	67.8
1978-79	30	2222	74.1	16	1172	73.3
1979-80	29	2007	69.2	16	1038	64.9
1980-81	28	1781	63.6	16	968	60.5
1981-82	28	2056	73.4	16	1079	67.4
1982-83	31	1953	63.0	16	1048	65.5
1983-84	29	1836	63.3	16	1090	68.1
1984-85	31	2138	69.0	16	1059	66.2
1985-86	31	1923	62.0	16	961	60.1
1986-87	29	1865	64.3	16	1008	63.0
1987-88	28	1835	65.5	16	1031	64.4
1988-89	28	1946	69.5	16	1127	70.4
1989-90	27	1865	69.1	16	1033	64.6
1990-91	31	2058	66.4	16	1088	68.0
1991-92	29	2186	75.4	14	1029	73.5
1992-93	30	2405	80.2	14	1114	79.6
1993-94	28	2336				

TEXAS TECH • SEASON RECORDS

SEASON • FREE THROWS ATTEMPTED • ALL GAMES

	FTA	TEAM	GAMES	FTM	PCT	FTA/PG
1	901	2009-10	35	644	.715	25.74
2	871	1954-55	25	589	.676	34.84
3	850	1995-96	32	562	.661	26.56
4	835	1994-95	30	580	.695	27.83
5	830	1955-56	25	555	.669	33.20

SEASON • FREE THROW PERCENTAGE • ALL GAMES

	PCT	TEAM	GAMES	FTM	FTA	FTM/PG
1	.780	2023-24	34	518	664	15.24
2	.756	2004-05	33	526	696	15.94
3	.754	2019-20	31	448	594	14.45
4	.743	1964-65	23	542	729	23.57
5	.742	2015-16	32	550	741	17.19

SEASON • FREE THROWS MADE PER GAME • ALL GAMES

	FTM/PG	TEAM	GAMES	FTM	FTA	PCT
1	23.57	1964-65	23	542	729	.743
2	23.56	1954-55	25	589	871	.676
3	22.20	1955-56	25	555	830	.669
4	21.40	1960-61	25	535	789	.678
5	21.00	1965-66	24	504	706	.714
	21.00	1963-64	23	483	675	.716

SEASON • FREE THROWS ATTEMPTED PER GAME • ALL GAMES

	FTA/PG	TEAM	GAMES	FTM	FTA	PCT
1	34.48	1954-55	25	589	871	.676
2	33.20	1955-56	25	555	830	.669
3	31.70	1964-65	23	542	729	.743
4	31.56	1960-61	25	535	789	.678
5	31.20	1953-54	25	491	780	.629

SEASON • FREE THROWS MADE • BIG 12 GAMES

	FTM	TEAM	GAMES	FTA	PCT	FTM/PG
1	315	2015-16	18	414	.761	17.50
2	298	2007-08	16	411	.725	18.63
3	292	2017-18	18	401	.728	16.22
4	281	1996-97	16	389	.722	17.56
5	275	2013-14	18	386	.712	15.28

SEASON • FREE THROWS ATTEMPTED • BIG 12 GAMES

	FTA	TEAM	GAMES	FTM	PCT	FTA/PG
1	414	2015-16	18	315	.761	23.00
2	411	2007-08	16	298	.725	25.69
3	401	2017-18	18	292	.728	22.28
4	389	1996-97	16	281	.722	24.31
5	386	2013-14	18	275	.712	21.44

SEASON • FREE THROW PERCENTAGE • BIG 12 GAMES

	PCT	TEAM	GAMES	FTM	FTA	FTM/PG
1	.780	2004-05	16	269	345	16.81
2	.771	2023-24	18	262	340	14.56
3	.769	2006-07	16	260	338	16.25
4	.766	2003-04	16	268	350	16.75
5	.761	2015-16	18	315	414	17.50

SEASON • FREE THROWS MADE PER GAME • BIG 12 GAMES

	FTM/PG	TEAM	GAMES	FTM	FTA	PCT
1	18.63	2007-08	16	298	411	.725
2	17.56	1996-97	16	281	389	.722
3	17.50	2015-16	18	315	414	.761
4	16.81	2004-05	16	269	345	.780
5	16.75	2003-04	16	268	350	.766

SEASON • FREE THROWS ATTEMPTED PER GAME • ALL GAMES

	FTA/PG	TEAM	GAMES	FTM	FTA	PCT
1	25.69	2007-08	16	298	411	.725
2	24.31	1996-97	16	281	389	.722
3	23.50	2009-10	16	261	376	.694
4	23.00	2015-16	18	315	414	.761
5	22.75	1997-98	16	252	364	.692

SEASON • INDIVIDUAL • REBOUNDS • ALL GAMES

	PLAYER	SEASON	POS	GAMES	AVG	REB
1	Paul Nolen	1950-51	C	28	17.57	492
2	Jim Reed	1954-55	F	25	16.28	407
3	Tony Battie	1996-97	C	28	11.75	329
4	Will Flemons	1992-93	F	30	10.80	324
5	Jim Reed	1952-53	F	24	13.46	323

SEASON • INDIVIDUAL • REBOUNDS PER GAME • ALL GAMES

	PLAYER	SEASON	POS	GAMES	REB	AVG
1	Paul Nolen	1950-51	C	28	492	17.57
2	Jim Reed	1954-55	F	25	407	16.28
3	Jim Reed	1955-56	F	22	297	13.50
4	Jim Reed	1952-53	F	24	323	13.46
5	Paul Nolen	1951-52	C	24	318	13.25

SEASON • INDIVIDUAL • TOTAL REBOUNDS • BIG 12 GAMES

	PLAYER	SEASON	GAMES	AVG	REB
1	Tony Battie	1996-97	16	11.88	190
2	Darrion Williams	2023-24	18	8.11	146
3	Zach Smith	2015-16	18	7.50	135
4	Jaylon Tyson	2022-23	18	7.06	127
	Zach Smith	2016-17	18	7.06	127
	Gionet Cooper	1996-97	16	7.94	127

SEASON • INDIVIDUAL • REBOUNDS PER GAME • BIG 12 GAMES

	PLAYER	SEASON	GAMES	REB	AVG
1	Tony Battie	1996-97	16	190	11.88
2	Cliff Owens	1997-98	15	126	8.40
3	Darrion Williams	2023-24	18	146	8.10
4	Gionet Cooper	1996-97	16	127	7.94
5	Mike Singletary	2009-10	16	122	7.63

SEASON • TEAM • TOTAL REBOUNDS • ALL GAMES

	REB	TEAM	GAMES	RPG
1	1486	1995-96	32	46.44
2	1418	1994-95	30	47.27
3	1347	2021-22	37	36.40
4	1333	2017-18	37	36.03
5	1298	2009-10	35	37.09

SEASON • TEAM • REBOUNDS PER GAME • ALL GAMES

	RPG	TEAM	GAMES	REB
1	51.88	1952-53	24	1245
2	50.36	1954-55	25	1259
3	48.04	1968-69	24	1153
4	47.27	1994-95	30	1418
5	46.80	1955-56	25	1170

SEASON • TEAM • TOTAL REBOUNDS • BIG 12 GAMES

	REB	TEAM	GAMES	RPG
1	625	2021-22	18	34.72
2	622	1996-97	16	38.88
3	619	2022-23	18	34.39
4	617	2017-18	18	34.28
5	592	2023-24	18	32.95
	592	2001-02	16	37.00

SEASON • TEAM • REBOUNDS PER GAME • BIG 12 GAMES

	RPG	TEAM	GAMES	REB
1	38.88	1996-97	16	622
2	37.00	2001-02	16	592
3	36.75	1997-98	16	588
4	34.81	2009-10	16	557
5	34.72	2021-22	18	625

SEASON • INDIVIDUAL • ASSISTS • ALL GAMES

	PLAYER	SEASON	GAMES	APG	ASST
1	John Roberson	2008-09	33	6.42	212
2	Elijah Hawkins	2024-25	34	6.41	207
3	John Roberson	2009-10	35	5.43	190
4	Jason Martin	1995-96	32	5.69	182
5	Bryant Moore	1991-92	29	6.17	179
6	Jamal Brown	2000-01	28	6.25	175
7	Bryant Moore	1990-91	29	5.38	156
8	Kasib Powell	2002-03	35	4.31	151
	Stan Bonewitz	1996-97	28	5.39	151
10	Lenny Holly	1992-93	30	4.97	149
	Joe Toussaint	2023-24	34	4.29	146

SEASON • INDIVIDUAL • ASSISTS PER GAME • ALL GAMES

	PLAYER	SEASON	GAMES	ASST	APG
1	John Roberson	2008-09	33	212	6.42
2	Jamal Brown	2000-01	28	175	6.25
3	Bryant Moore	1991-92	29	179	6.17
4	Jason Martin	1995-96	32	182	5.69
5	John Roberson	2009-10	35	190	5.43

SEASON • TEAM • ASSISTS • ALL GAMES

	ASST	TEAM	GAMES	APG
1	588	2001-02	32	18.38
2	585	1994-95	30	19.50
3	560	1995-96	32	17.50
4	554	2004-05	33	16.79
5	533	1984-85	31	17.19

SEASON • TEAM • ASSISTS PER GAME • ALL GAMES

	APG	TEAM	GAMES	ASST
1	19.50	1994-95	30	585
2	18.38	2001-02	32	588
3	17.50	1995-96	32	560
4	17.19	1984-85	31	533
5	17.17	1992-93	30	515

SEASON • TEAM • TOTAL ASSISTS • BIG 12 GAMES

	ASST	TEAM	GAMES	APG
1	315	2001-02	16	19.69
2	259	2023-24	18	14.38
3	255	2019-20	18	14.16
4	246	2002-03	16	15.38
5	241	1996-97	16	15.06

SEASON • INDIVIDUAL • STEALS • ALL GAMES

	PLAYER	SEASON	GAMES	SPG	STL
1	Ronald Ross	2004-05	33	2.61	86
2	Matt Mooney	2018-19	38	1.84	70
3	Andre Emmett	2002-03	34	1.88	64
4	Jarrius Jackson	2003-04	34	1.82	62
5	Josh Gray	2012-13	31	1.97	61

SEASON • INDIVIDUAL • STEALS PER GAME • ALL GAMES

	PLAYER	SEASON	GAMES	STL	SPG
1	Ronald Ross	2004-05	33	86	2.61
2	Josh Gray	2012-13	31	61	1.97
3	Rayford Young	1998-99	25	48	1.92
4	Bryant Moore	1991-92	29	55	1.90
5	Steve Smith	1981-82	28	53	1.89
	Sean Gay	1987-88	27	51	1.89

SEASON • INDIVIDUAL • STEALS • BIG 12 GAMES

	PLAYER	SEASON	GAMES	SPG	STL
1	Ronald Ross	2004-05	16	2.31	37
2	Josh Gray	2012-13	18	1.72	31
3	Joe Toussaint	2023-24	18	1.66	30
	Rayford Young	1999-00	16	1.88	30

SEASON • INDIVIDUAL • STEALS PER GAME • BIG 12 GAMES

	PLAYER	SEASON	GAMES	STL	SPG
1	Ronald Ross	2004-05	16	37	2.31
2	Rayford Young	1999-00	16	30	1.88
3	Kevin McCullar	2020-21	15	28	1.86

SEASON • INDIVIDUAL • BLOCKS • ALL GAMES

	PLAYER	SEASON	GAMES	BPG	BLK
1	Tariq Owens	2019	38	2.40	92
2	Tony Battie	1996-97	28	2.54	71
3	Brodney Kennard	1999-2000	28	2.46	69
4	Tony Battie	1995-96	30	2.27	68
5	Devonne Giles	2004-05	33	1.70	56
6	Andy Ellis				

TEXAS TECH • ANNUAL LEADERS IN RECORD BOOK

ANNUAL SCORING AVERAGE LEADERS - ALL GAMES

SEASON	PLAYER	POS	CL	GAMES	PTS	AVG
1947-48	Don Grove	C	Jr.	26	347	13.3
1948-49	Don Grove	C	Sr.	30	439	14.6
1949-50	Chester "Jiggs" Jackson	G	Sr.	26	330	12.7
1950-51	Paul Nolen	C	So.	28	538	19.2
1951-52	Paul Nolen	C	Jr.	24	378	15.8
1952-53	Paul Nolen	C	Sr.	24	390	16.3
1953-54	Jim Reed	F	So.	24	377	15.7
1954-55	Jim Reed	F	Jr.	25	558	22.3
1955-56	Jim Reed	F	Sr.	22	460	20.9
1956-57	Leon "Podd" Hill	C	So.	23	298	13.0
1957-58	Leon "Podd" Hill	C	Jr.	23	386	16.8
1958-59	Leon "Podd" Hill	C	Sr.	24	374	15.6
1959-60	Del Ray Mounts	G	So.	24	393	16.4
1960-61	Del Ray Mounts	G	Jr.	24	497	19.9
1961-62	Del Ray Mounts	G	Sr.	27	456	16.9
1962-63	Harold Denney	C	So.	23	297	12.9
1963-64	Harold Denney	C	Jr.	23	403	17.5
1964-65	Dub Malaise	G	Jr.	23	547	23.8
1965-66	Dub Malaise	G	Sr.	24	515	21.5
1966-67	Billy Tapp	G	Sr.	24	302	12.6
1967-68	Vernon Paul	C	Sr.	24	365	15.2
1968-69	Steve Hardin	C	Jr.	24	305	12.7
1969-70	Gene Knolle	F	Jr.	24	501	20.9
1970-71	Gene Knolle	F	Sr.	26	572	22.0
1971-72	Greg Lowery	G	Sr.	26	636	24.5
1972-73	Rick Bullock	C	Fr.	27	373	13.8
1973-74	Rick Bullock	C	So.	26	557	21.4
1974-75	Rick Bullock	C	Jr.	23	480	20.9
1975-76	Rick Bullock	C	Sr.	31	708	22.8
1976-77	Mike Russell	F	Jr.	29	643	22.2
1977-78	Mike Russell	F	Sr.	29	568	19.6
1978-79	Kent Williams	G	Jr.	30	371	12.4
1979-80	Jeff Taylor	G	So.	29	390	13.4
1980-81	Jeff Taylor	G	Jr.	28	374	13.4
1981-82	Clarence Swannegan	C	Sr.	28	486	17.4
1982-83	Bubba Jennings	G	So.	26	416	16.0
1983-84	Bubba Jennings	G	Jr.	29	401	13.8
1984-85	Bubba Jennings	G	Sr.	31	605	19.5
1985-86	Tony Benford	G	Sr.	31	445	14.4
1986-87	Sean Gay	G	So.	29	434	15.0
1987-88	Sean Gay	G	Jr.	27	406	15.0
1988-89	Sean Gay	G	Sr.	28	440	15.7
1989-90	Derek Butts	G	Jr.	27	313	11.6
1990-91	Steve Miles	C	Sr.	31	505	16.3
1991-92	Will Flemons	F	Jr.	29	567	19.6
1992-93	Will Flemons	F	Sr.	30	607	20.2
1993-94	Jason Sasser	F	So.	28	576	20.6
1994-95	Jason Sasser	F	Jr.	30	602	20.1
1995-96	Jason Sasser	F	Sr.	31	605	19.5
1996-97	Cory Carr	G	Jr.	28	646	23.1
1997-98	Cory Carr	G	Sr.	27	628	23.3
1998-99	Rayford Young	G	Jr.	25	403	16.1
1999-00	Rayford Young	G	Sr.	28	497	17.8
2000-01	Andy Ellis	C	Jr.	27	391	14.5
2001-02	Andre Emmett	G	So.	32	599	18.7
2002-03	Andre Emmett	G	Jr.	34	741	21.8
2003-04	Andre Emmett	G	Sr.	34	701	20.6
2004-05	Ronald Ross	G	Sr.	33	578	17.5
2005-06	Jarrius Jackson	G	Jr.	32	657	20.5
2006-07	Jarrius Jackson	G	Sr.	34	677	19.9
2007-08	Martin Zeno	G	Sr.	31	497	16.0
2008-09	John Roberson	G	So.	33	460	13.9
2009-10	Mike Singletary	F	Jr.	35	525	15.0
2010-11	John Roberson	G	Sr.	30	422	14.1
2011-12	Jordan Tolbert	F	Fr.	31	357	11.5
2012-13	Jaye Crockett	F	Jr.	31	368	11.9
2013-14	Jaye Crockett	F	Sr.	32	446	13.9
2014-15	Devauntah Williams	G	Jr.	32	335	10.5
2015-16	Toddrick Gotcher	G	Sr.	32	349	10.9
2016-17	Keenan Evans	G	Jr.	31	476	15.4
2017-18	Keenan Evans	G	Sr.	36	633	17.6
2018-19	Jarrett Culver	G	So.	37	704	18.5
2019-20	Jahmi'us Ramsey	G	Jr.	27	406	15.0
2020-21	Mac McClung	G	Jr.	29	450	15.5
2021-22	Bryson Williams	F	Sr.	37	522	14.1
2022-23	Kevin Obanor	F	Sr.	32	461	14.4
2023-24	Pop Isaacs	G	So.	34	536	15.8

ANNUAL REBOUNDS LEADERS - ALL GAMES

SEASON	PLAYER	POS	CL	GAMES	REB	AVG
1950-51	Paul Nolen	C	So.	28	492	17.57
1951-52	Paul Nolen	C	Jr.	24	318	13.25
1952-53	Jim Reed	F	Fr.	24	323	13.46
1953-54	Jim Reed	F	So.	24	306	12.75
1954-55	Jim Reed	F	Jr.	25	407	16.28
1955-56	Jim Reed	F	Sr.	22	297	13.50
1956-57	Leon Hill	C	So.	23	195	8.48

ANNUAL REBOUNDS LEADERS - ALL GAMES - SWC ERA

SEASON	PLAYER	POS	CL	GAMES	REB	AVG
1957-58	Leon Hill	C	Jr.	23	189	8.22
1958-59	Leon Hill	C	Sr.	24	189	7.88
1959-60	Gene Arrington	F	Jr.	24	161	6.71
1960-61	Mac Percival	F	Sr.	25	238	9.52
1961-62	Harold Hudgens	C	Sr.	27	277	10.26
1962-63	Glen Hallum	F	So.	23	175	7.61
1963-64	Harold Denney	C	Jr.	23	204	8.87
1964-65	Harold Denney	C	Sr.	23	214	9.30
1965-66	Bob Glover	C	So.	24	294	12.25
1966-67	Vernon Paul	C	Jr.	20	175	8.75
1967-68	Vernon Paul	C	Sr.	24	223	9.29
1968-69	Jerry Turner	F	So.	24	279	11.63
1969-70	Jerry Turner	F	Jr.	24	221	9.21
1970-71	Gene Knolle	F	Sr.	26	215	8.27
1971-72	Ralph Palomar	C	Jr.	26	223	8.58
1972-73	Rick Bullock	C	Fr.	27	202	7.48
1973-74	Rick Bullock	C	So.	26	279	10.73
1974-75	Rick Bullock	C	Jr.	23	254	11.04
1975-76	Rick Bullock	C	Sr.	31	322	10.39
1976-77	Mike Russell	F	Jr.	29	286	9.86
1977-78	Mike Russell	F	Sr.	29	235	8.10
1978-79	Ralph Brewster	C	So.	30	229	7.63
1979-80	Ralph Brewster	C	Jr.	29	207	7.14
1980-81	Clarence Swannegan	C	Jr.	28	195	6.96
1981-82	Clarence Swannegan	C	Sr.	28	190	6.79
1982-83	Vince Taylor	F	So.	30	164	5.47
1983-84	Vince Taylor	F	Jr.	29	194	6.69
1984-85	Vince Taylor	F	Sr.	31	214	6.90
1985-86	Ray Irvin	C	Sr.	31	141	4.55
1986-87	Sean Gay	G	So.	29	143	4.93
1987-88	Wes Lowe	C	So.	28	145	5.18
1988-89	Sean Gay	G	Sr.	28	136	4.86
	James Johnson	F	So.	28	136	4.86
1989-90	Will Flemons	F	Fr.	25	251	10.04
1990-91	Steve Miles	C	Sr.	31	213	6.87
1991-92	Will Flemons	F	Jr.	29	285	9.83
1992-93	Will Flemons	F	Sr.	30	324	10.80
1993-94	Mark Davis	F	Jr.	28	227	8.11
1994-95	Mark Davis	F	Sr.	30	254	8.47
1995-96	Tony Battie	C	So.	30	266	8.87

ANNUAL REBOUNDS LEADERS - ALL GAMES - BIG 12 ERA

SEASON	PLAYER	POS	CL	GAMES	REB	AVG
1996-97	Tony Battie	C	Jr.	28	329	11.75
1997-98	Cliff Owens	F	So.	26	200	7.69
1998-99	Cliff Owens	F	Jr.	27	190	7.04
1999-00	Brodney Kennard	F	Sr.	28	195	6.96
2000-01	Cliff Owens	F	Sr.	27	198	7.36
2001-02	Andy Ellis	C	Sr.	32	223	6.97
2002-03	Andre Emmett	G	Jr.	34	226	6.65
2003-04	Andre Emmett	G	Sr.	34	225	6.62
2004-05	Devonne Giles	F	Sr.	33	215	6.52
2005-06	Martin Zeno	G	So.	32	171	5.34
2006-07	Martin Zeno	G	Jr.	34	179	5.26
2007-08	Martin Zeno	G	Sr.	31	140	4.52
2008-09	Mike Singletary	F	So.	33	192	5.82
2009-10	Mike Singletary	F	Jr.	35	239	6.83
2010-11	Mike Singletary	F	Sr.	31	180	5.81
2011-12	Jordan Tolbert	F	Fr.	31	177	5.71
2012-13	Jaye Crockett	F	Jr.	31	202	6.52
2013-14	Jaye Crockett	F	Sr.	32	206	6.44
2014-15	Zach Smith	F	Fr.	32	153	4.94
2015-16	Zach Smith	F	So.	32	234	7.31
2016-17	Zach Smith	F	Jr.	31	223	7.19
2017-18	Zhaire Smith	G	Fr.	37	185	5.00
2018-19	Jarrett Culver	G	So.	38	243	6.40
2019-20	Chris Clarke	G	Sr.	30	199	6.60
2020-21	Marcus Santos-Silva	F	Sr.	29	186	6.40
2021-22	Kevin Obanor	F	Sr.	37	205	5.50
2022-23	Kevin Obanor	F	S-Sr.	32	205	6.40
2023-24	Darrion Williams	F	So.	33	248	7.52

ANNUAL INDIVIDUAL BLOCKS LEADERS - ALL GAMES - SWC ERA

SEASON	PLAYER	POS	CL	GAMES	BLK	BPG
1977-78	Mike Russell	F	Sr.	29	13	0.45
1978-79	Ben Hill	F	So.	30	19	0.63
1979-80	Jeff Taylor	G	So.	29	25	0.86
1980-81	Ben Hill	F	Sr.	28	17	0.61
1981-82	Vince Taylor	F	Fr.	28	14	0.50
1982-83	Vince Taylor	F	So.	30	29	0.97
1983-84	Vince Taylor	F	Jr.	29	24	0.83
1984-85	Vince Taylor	F	Sr.	31	32	1.03
1985-86	Sean Gay	G	Fr.	31	17	0.55
1986-87	Greg Crowe	F	Jr.	27	15	0.56
1987-88	Greg Crowe	F	Sr.	28	32	1.14
1988-89	Sean Gay	G	Sr.	28	14	0.50
	J.D. Sanders	F	Jr.	27	14	0.52
1989-90	Will Flemons	F	Fr.	25	37	1.48
1990-91	Steve Miles	C	Sr.	31	18	0.58
1991-92	Will Flemons	F	Jr.	29	32	1.10
1992-93	Will Flemons	F	Sr.	30	30	1.00
1993-94	Mark Davis	F	Jr.	28	43	1.54
1994-95	Mark Davis	F	Sr.	30	36	1.20
1995-96	Tony Battie	C	So.	30	68	2.27

ANNUAL INDIVIDUAL BLOCKS LEADERS - ALL GAMES - BIG 12 ERA

SEASON	PLAYER	POS	CL	GAMES	BLK	BPG
1996-97	Tony Battie	C	Jr.	28	71	2.54
1997-98	Ross Carmichael	C	So.	27	26	0.96
1998-99	Brodney Kennard	F	Jr.	30	37	1.23
1999-00	Brodney Kennard	F	Sr.	28	69	2.46
2000-01	Jayson Mitchell	F	Sr.	27	23	0.85
2001-02	Andy Ellis	C	Sr.	32	55	1.72
2002-03	Andre Emmett	G	Jr.	34	16	0.47
2003-04	Devonne Giles	F	Jr.	34	51	1.50
2004-05	Devonne Giles	F	Sr.	33	56	1.70
2005-06	Dior Lowhorn	F	Fr.	32	27	0.84
2006-07	Darryl Dora	F	Sr.	33	16	0.48
2007-08	Martin Zeno	G	Sr.	31	17	0.55
	Trevor Cook	F	Jr.	30	17	0.57
2008-09	Robert Lewandowski	F	Fr.	32	23	0.72
2009-10	D'Wayne Roberts	F	Sr.	34	44	1.29
2010-11	Brad Reese	F	Sr.	32	33	1.03
2011-12	Robert Lewandowski	F	Sr.	31	27	0.87
2012-13	Dejan Kravic	F	Jr.	31	41	1.32
2013-14	Dejan Kravic	F	Sr.	32	41	1.28
2014-15	Zach Smith	F	Fr.	31	45	1.45
2015-16	Zach Smith	F	So.	32	4	

TEXAS TECH • 2023-24 SEASON STATS

Game Records

Record	Overall	Home	Away	Neutral
ALL GAMES	23-11	15-2	4-6	4-3
CONFERENCE	11-7	7-2	4-5	0-0
NON-CONFERENCE	12-4	8-0	0-1	4-3

Score by Periods

Team	1st	2nd	OT	TOT
Texas Tech	1192	1357	12	2561
Opponents	1100	1248	20	2368

Team Box Score

No.	Player	GP-GS			Total		3-Point		F-Throw		Rebounds				PF DQ A TO BLK STL			PTS	AVG				
		GP	GS	MIN	AVG	FG-FGA	FG%	3FG-3FGA	3FG%	FT-FTA	FT%	OFF	DEF	TOT	AVG	PF	DQ			A	TO	BLK	STL
2	ISAACS, Pop	34	34	1114:17	32.8	168-481	.349	73-249	.293	127-152	.836	9	101	110	3.2	58	0	118	86	3	35	536	15.8
6	TOUSSAINT, Joe	34	34	1136:58	33.4	128-320	.400	34-115	.296	126-146	.863	17	73	90	2.6	77	2	146	76	1	47	416	12.2
5	WILLIAMS, Darrion	33	33	1077:51	32.7	131-265	.494	44-96	.458	70-80	.875	63	185	248	7.5	77	2	82	54	11	38	376	11.4
0	MCMILLIAN, Chance	33	1	920:11	27.9	126-265	.475	65-168	.387	40-44	.909	32	99	131	4.0	48	0	41	23	5	24	357	10.8
35	CAMBRIDGE, Devan	8	8	207:54	26.0	29-55	.527	1-11	.091	25-36	.694	13	23	36	4.5	19	1	9	9	7	5	84	10.5
22	WASHINGTON, Warren	25	24	669:33	26.8	104-167	.623	0-0	.000	35-63	.556	59	127	186	7.4	58	0	43	38	38	19	243	9.7
24	WALTON, Kerwin	33	26	808:22	24.5	95-191	.497	65-136	.478	24-33	.727	24	55	79	2.4	47	1	17	13	7	15	279	8.5
25	JENNINGS, Robert	31	10	382:06	12.3	48-91	.527	0-0	.000	41-55	.745	51	52	103	3.3	61	2	15	27	6	7	137	4.4
21	LINDSAY, KyeRon	9	0	56:06	6.2	10-16	.625	0-0	.000	4-8	.500	1	11	12	1.3	9	0	1	4	6	2	24	2.7
23	YALAH, Eemeli	17	0	157:56	9.3	16-33	.485	3-11	.273	7-20	.350	7	19	26	1.5	15	0	4	11	1	2	42	2.5
1	WASHINGTON, Lamar	30	0	267:29	8.9	21-55	.382	4-17	.235	17-25	.680	14	32	46	1.5	35	0	23	18	1	9	63	2.1
10	FRANCIS, Jack	5	0	06:50	1.4	0-1	.000	0-0	.000	2-2	1.000	2	3	5	1.0	0	0	1	0	0	0	2	0.4
3	WILLIAMS, D'Maurian	7	0	19:27	2.8	1-3	.333	0-1	.000	0-0	.000	0	3	3	0.4	4	0	1	1	0	1	2	0.3
Team												46	67	113						18			
Total		34		6825		877-1943	.451	289-804	.359	518-664	.780	338	850	1188	34.9	508	8	501	378	86	204	2561	75.3
Opponents		34		6825		864-2009	.430	250-776	.322	390-546	.714	369	779	1148	33.8	581	8	407	389	117	202	2368	69.6

Team Statistics

	TTU	OPP
Scoring	2561	2368
Points per game	75.3	69.6
Scoring margin	+5.7	-
Field goals-att	877-1943	864-2009
Field goal pct	.451	.430
3 point fg-att	289-804	250-776
3-point FG pct	.359	.322
3-pt FG made per game	8.5	7.4
Free throws-att	518-664	390-546
Free throw pct	.780	.714
F-Throws made per game	15.2	11.5
Rebounds	1188	1148
Rebounds per game	34.9	33.8
Rebounding margin	+1.2	-
Assists	501	407
Assists per game	14.7	12.0
Turnovers	378	389
Turnovers per game	11.1	11.4
Turnover margin	+0.3	-
Assist/turnover ratio	1.3	1.0
Steals	204	202
Steals per game	6.0	5.9
Blocks	86	117
Blocks per game	2.5	3.4
Winning streak	0	-
Home win streak	1	-
Attendance	219743	91727
Home games-Avg/Game	17-12926	10-9173
Neutral site-Avg/Game	-	7-9134

Team Results

Date	Opponent	Score	Att.
11/08/2023	Tex. A&M-Commerce	W 73-46	12930
11/12/2023	San Jose St.	W 56-42	10443
11/16/2023	A&M-Corpus Christi	W 73-64	11336
11/22/2023	vs Villanova	L 69-85	612
11/23/2023	vs UNI	W 72-70	400
11/24/2023	vs Michigan	W 73-57	802
11/30/2023	at Butler	Lot 95-103	7893
12/06/2023	Omaha	W 87-58	10640
12/12/2023	Oral Roberts	W 82-76	10280
12/16/2023	vs Vanderbilt	W 76-54	7219
12/21/2023	UT Arlington	W 77-66	8940
12/28/2023	Sam Houston	W 96-60	12271
01/01/2024	North Ala.	W 85-57	10048
01/06/2024	at Texas	W 78-67	10641
01/09/2024	Oklahoma St.	W 90-73	14362
01/13/2024	Kansas St.	W 60-59	14856
01/17/2024	at Houston	L 54-77	7586
01/20/2024	BYU	W 85-78	15098
01/27/2024	at Oklahoma	W 85-84	10890
01/30/2024	at TCU	L 78-85	6903
02/03/2024	Cincinnati	L 72-75	15098
02/06/2024	at Baylor	L 73-79	7500
02/10/2024	UCF	W 66-59	13715
02/12/2024	Kansas	W 79-50	15098
02/17/2024	at Iowa St.	L 74-82	14267
02/20/2024	TCU	W 82-81	15098
02/24/2024	at UCF	L 61-75	8711
02/27/2024	Texas	L 69-81	15098
03/02/2024	at West Virginia	W 81-70	11313
03/05/2024	at Oklahoma St.	W 75-58	6023
03/09/2024	Baylor	W 78-68	14432
03/14/2024	vs BYU	W 81-67	17186
03/15/2024	vs Houston	L 59-82	19135
03/21/2024	vs NC State	L 67-80	18586

TEXAS TECH - 2023-24 BIG 12 STATS

Game Records

Record	Overall	Home	Away	Neutral
ALL GAMES	11-7	7-2	4-5	0-0
CONFERENCE	11-7	7-2	4-5	0-0
NON-CONFERENCE	0-0	0-0	0-0	0-0

Score by Periods

Team	1st	2nd	OT	TOT
Texas Tech	603	737	0	1340
Opponents	630	671	0	1301

Team Box Score

No.	Player	GP-GS			Total		3-Point		F-Throw		Rebounds				PF DQ A TO BLK STL			PTS	AVG				
		GP	GS	MIN	AVG	FG-FGA	FG%	3FG-3FGA	3FG%	FT-FTA	FT%	OFF	DEF	TOT	AVG	PF	DQ			A	TO	BLK	STL
2	ISAACS, Pop	18	18	604:09	33.6	88-248	.355	40-129	.310	74-84	.881	4	58	62	3.4	35	0	68	47	1	18	290	16.1
5	WILLIAMS, Darrion	18	18	617:23	34.3	84-160	.525	23-44	.523	44-50	.880	36	110	146	8.1	45	0	44	27	5	23	235	13.1
0	MCMILLIAN, Chance	17	0	489:35	28.8	69-144	.479	32-89	.360	26-28	.929	19	52	71	4.2	32	0	21	12	2	12	196	11.5
22	WASHINGTON, Warren	11	11	317:58	28.9	50-78	.641	0-0	.000	19-34	.559	20	49	69	6.3	27	0	19	16	15	9	119	10.8
6	TOUSSAINT, Joe	18	18	600:53	33.4	62-168	.369	14-50	.280	56-67	.836	8	31	39	2.2	43	2	83	43	1	30	194	10.8
24	WALTON, Kerwin	18	18	509:55	28.3	56-119	.471	38-87	.437	11-16	.688	9	35	44	2.4	27	1	5	11	3	10	161	8.9
25	JENNINGS, Robert	18	7	244:06	13.6	31-57	.544	0-0	.000	26-40	.650	35	26	61	3.4	41	2	15	15	2	4	88	4.9
23	YALAH, Eemeli	8	0	86:57	10.9	12-19	.632	2-6	.333	3-11	.273	4	12	16	2.0	11	0	3	4	1	2	29	3.6
21	LINDSAY, KyeRon	6	0	49:04	8.2	8-14	.571	0-0	.000	2-6	.333	1	11	12	2.0	9	0	1	4	5	2	18	3.0
1	WASHINGTON, Lamar	15	0	73:32	4.9	4-13	.308	1-2	.500	1-4	.250	4	5	9	0.6	12	0	3	2	1	3	10	0.7
10	FRANCIS, Jack	2	0	02:56	1.5	0-1	.000	0-0	.000	0-0	.000	2	2	4	2.0	0	0	1	0	0	0	0	0.0
3	WILLIAMS, D'Maurian	2	0	03:33	1.8	0-0	.000	0-0	.000	0-0	.000	0	1	1	0.5	1	0	0	0	0	0	0	0.0
Team												21	37	58						8			
Total		18		3600		464-1021	.454	150-407	.369	262-340	.771	163	429	592	32.9	283	5	259	189	36	113	1340	74.4
Opponents		18		3600		473-1068	.443	130-389	.334	225-312	.721	207	428	635	35.3	313	3	222	198	54	104	1301	72.3



TEXAS TECH BASKETBALL QUICK FACTS

2023-24 Record	23-11 (Home: 15-2 • Away: 4-6 • Neutral: 4-3)
2023-24 Big 12 Record • Finish	11-7 • T-3rd
2024 Big 12 Tournament	1-1 • Semifinals
2024 Postseason	NCAA Tournament First Round - Lost to NC State
Letterwinners Return/Lost	5/7
Starters Returning/Lost	2/3
Newcomers/Transfers	8/5

COACHING STAFF

Head Coach (Alma Mater • Season at Tech)	Grant McCasland (Baylor • 1999 • 2nd)
Career Record • Texas Tech Record	261-108 (11th NCAA) • 49-19; 26-12 Big 12
Assistant Coach	Jeff Linder (Western State • 1st)
Assistant Coach	Matt Braeuer (Wichita State • 2nd)
Assistant Coach	Achoki Moikobu (Fort Hays • 2nd)
Assistant Coach	Luke Barnwell (Newman • 2nd)
Head Strength & Conditioning Coach	Andrew Wright (TCU • 2nd)
Head Athletic Trainer	Mike Neal (Little Rock • 6th)
General Manager	Kellen Buffington (Paul Quinn • 2nd)
Director of Player Development	Chris Nottingham (Baylor • 2nd)
Director of Operations and Administration	Jardon Powell (Baylor • 2nd)
Coordinator of Operations	Cooper Anderson (Texas Tech • 4th)
Video Coordinator	Brian Pete (Gonzaga • 1st)

PROGRAM INFORMATION

Location	Lubbock, Texas
Founded	1923
Enrollment	41,045
Nickname	Red Raiders
Colors	Scarlet (PMS 485c) and Black (Process Black)
Official Mascot	Masked Rider
Unofficial Mascot	Raider Red
Facility • Capacity	United Supermarkets Arena • 15,098
Conference	Big 12 • Charter Member
Chancellor	Tedd L. Mitchell, M.D.
President	Dr. Lawrence Schovanec
Director of Athletics	Kirby Hocutt
Deputy Director of Athletics • Men's Basketball Sport Administrator	Jonathan Botros
NCAA Faculty Representative	Brian Shannon

PROGRAM HISTORY

All-Time Record (Seasons)	1554-1183 (100th)
All-Time Big 12 Record (Seasons)	204-269 (28)
Big 12 Tournament Record (Appearances)	18-27 (28)
NCAA Tournament Record (Appearances)	21-21 (21st)
Conference Regular Season Titles	1 • Big 12 • 2019
	6 • SWC • 1961 • 1962 • 1973 • 1985 • 1995 • 1996
	6 • Border • 1933 • 1934 • 1935 • 1954 • 1955 • 1956
Conference Tournament Titles	5 • SWC • 1976 • 1985 • 1986 • 1993 • 1996
NCAA Tournament Appearances	(21st) 1954 • 1956 • 1961 • 1962 • 1973 • 1976 • 1985 • 1986 • 1993 • 1996 • 2002 • 2004 • 2005 • 2007 • 2016 • 2018 • 2019 • 2021 • 2022 • 2024 • 2025
(*2020 NCAA Tournament Canceled)	
NIT Appearances	4
	1979 • 1995 • 2003 • 2010

(*2020 Tournaments Canceled due to Covid)

ATHLETIC COMMUNICATIONS • RADIO STATION/NETWORK

Senior Associate AD • External Operations & Strategic Communications	Robert Giovannetti
Men's Basketball SID • Contact Information	Wes Bloomquist • 512-966-6971 • wes.bloomquist@ttu.edu

Mailing • Overnight Address	TX • Radio Information
Texas Tech Athletics Communications	Texas Tech Sports Network: KTTU-FM • 97.3 FM
2526 South 6th Street, Room 117	Radio Play-by-Play • Geoff Haxton • Analysts: Chris Level/Clark Lammert
Lubbock, TX 79409	ESPN+ Play-by-Play • Analyst: John Harris • Chris Level

2024-25 ROSTER

TexasTech.com

0	Chance McMillian	G	6-3	190	S-SR-1L	Vallejo, California (Grand Canyon)
1	Kevin Overton	G	6-5	200	SO-TR	Oklahoma City (Drake)
2	Jazz Henderson	G	5-11	175	FR-HS	Dallas, Texas (Faith Family - Oak Cliff)
3	Elijah Hawkins	G	5-11	160	SR-TR	Washington D.C. (Minnesota/Howard)
4	Christian Anderson	G	6-2	165	FR-HS	Atlanta, Georgia (Oak Hill Academy)
5	Darrion Williams	G	6-6	225	JR-1L	Sacramento, California (Nevada)
6	Leon Horner	G	6-4	215	FR-HS	Dallas, Texas (Dynamic Prep)
10	Jack Francis	G	6-3	190	JR-1L	Austin (Anderson HS)
15	JT Toppin	F	6-9	225	SO-TR	Dallas, Texas (New Mexico)
22	Corbin Green	F	6-5	230	JR-TR	Midlothian, Texas (Air Force)
23	Eemeli Yalaho	F	6-8	240	SO-1L	Jyväskylä, Finland (Western Reserve)
24	Kerwin Walton	G	6-5	210	S-SR-2L	Hopkins, Minnesota (North Carolina)
33	Federiko Federiko	F	6-11	215	SR-TR	Helsinki, Finland (Pitt)

2023-24 PLAYER STATS

Returners: Darrion Williams (11.4 ppg., 7.5 rpg., 2.5 apg - 82 total assists, 1.2 spg - 38 steals, 44-for-96 3s, 9 double-doubles - 33 starts/games); Chance McMillian (10.8 ppg., 4.0 rpg., 65-for-168 3s, 1.2 apg. - 33 games/1 start); Kerwin Walton (8.5 ppg., 2.4 rpg., 65-for-136 3s - 33 games/26 starts); Eemeli Yalaho (2.5 ppg., 1.5 rpg. - 17 games); Jack Francis (0.4 ppg., 1.0 rpg. - 5 games)

Transfers: JT Toppin (12.4 ppg., 9.1 rpg., 68 blocks, 38 steals, 12 double-doubles, - 36 games, 35 starts); Kevin Overton (11.3 ppg., 3.3 rpg., 1.1 apg., 62-for-179 3s, 35 starts/games), Elijah Hawkins (9.5 ppg., 247 assists - 7.5 apg., 47-for-129 3s, 54 steals, 33 starts), Federiko Federiko (4.7 ppg., 5.1 rpg., 1.3 bpg., 33 games); Corbin Green (2.7 ppg., 2.8 rpg., 1.0 bpg., 12 games)

Newcomers from High School: Christian Anderson, Leon Horner, Jazz Henderson

ROSTER BREAKDOWN

2 5th-Year (Super) Seniors in final year: Chance McMillian, Kerwin Walton

2 Seniors in final year: Elijah Hawkins, Federiko Federiko

3 Juniors: Darrion Williams, Jack Francis, Corbin Green

3 Sophomores: Kevin Overton, JT Toppin, Eemeli Yalaho

3 Freshmen: Jazz Henderson, Christian Anderson, Leon Horner

4 newcomers from transfer portal: Kevin Overton (Drake), Elijah Hawkins (Minnesota), JT Toppin (New Mexico), Federiko Federiko (Pitt)

7 total from transfer portal: Chance McMillian (Grand Canyon - 2020-23), Darrion Williams (Nevada - 2022-23), Kerwin Walton (North Carolina - 2019-22), Kevin Overton (Drake), Elijah Hawkins (Minnesota & Howard), JT Toppin (New Mexico), Federiko Federiko (Pitt)

ROSTER LOCATION BREAKDOWN

Texas (5): JT Toppin (Dallas), Leon Horner (Dallas), Jazz Henderson (Dallas),

Jack Francis (Austin), Corbin Green (Midlothian)

California (2): Chance McMillian (Vallejo), Darrion Williams (Sacramento)


Finland (2): Eemeli Yalaho (Jyväskylä), Federiko Federiko (Helsinki)

Georgia (1): Christian Anderson (Atlanta)

Oklahoma (1): Kevin Overton (Oklahoma City)

Minnesota (1): Kerwin Walton (Hopkins)

Washington D.C. (1): Elijah Hawkins



TEXAS TECH BASKETBALL

2024-25 SEASON SCHEDULE

DATE [DAY] TIME	OPPONENT	LOCATION	RESULTS/TV
NOV. 5 [TUESDAY] 7 P.M.	BETHUNE-COOKMAN	LUBBOCK - UNITED SUPERMARKETS ARENA	W, 94-61
NOV. 8 [FRIDAY] 8 P.M.	NORTHWESTERN STATE	LUBBOCK - UNITED SUPERMARKETS ARENA	W, 86-65
NOV. 13 [WEDNESDAY] 7 P.M.	WYOMING	LUBBOCK - UNITED SUPERMARKETS ARENA	W, 96-49
NOV. 18 [MONDAY] 7 P.M.	ARKANSAS-PINE BLUFF	LUBBOCK - UNITED SUPERMARKETS ARENA	W, 98-64
NOV. 21 [THURSDAY] 8 P.M.	VS. SAINT JOSEPH'S <small>LEGENDS CLASSIC</small>	BROOKLYN, NEW YORK - BARCLAYS CENTER	L, 78-77
NOV. 22 [FRIDAY] 6 P.M.	VS. SYRACUSE <small>LEGENDS CLASSIC</small>	BROOKLYN, NEW YORK - BARCLAYS CENTER	W, 79-74
NOV. 29 [FRIDAY] 7 P.M.	NORTHERN COLORADO	LUBBOCK - UNITED SUPERMARKETS ARENA	W, 89-64
DEC. 4 [WEDNESDAY] 8:15 P.M.	DEPAUL <small>BIG 12-BIG EAST BATTLE</small>	LUBBOCK - UNITED SUPERMARKETS ARENA	W, 76-62
DEC. 8 [SUNDAY] 2 P.M.	VS. NO. 22 TEXAS A&M <small>USLBM COAST TO COAST CHALLENGE</small>	FORT WORTH - DICKIES ARENA	L, 72-67
DEC. 16 [MONDAY] 7 P.M.	ORAL ROBERTS	LUBBOCK - UNITED SUPERMARKETS ARENA	W, 86-50
DEC. 21 [SATURDAY] 12 P.M.	LAMAR	LUBBOCK - UNITED SUPERMARKETS ARENA	W, 101-57
DEC. 31 [TUESDAY] 1 P.M.	UCF <small>BIG 12</small>	LUBBOCK - UNITED SUPERMARKETS ARENA	L, 87-83
JAN. 4 [SATURDAY] 6 P.M.	AT UTAH <small>BIG 12</small>	SALT LAKE CITY, UTAH - JON M. HUNTSMAN CENTER	W, 93-65
JAN. 7 [TUESDAY] 8 P.M.	AT BYU <small>BIG 12</small>	PROVO, UTAH - MARRIOTT CENTER	W, 72-67
JAN. 11 [SATURDAY] 1 P.M.	NO. 3 IOWA STATE <small>BIG 12</small>	LUBBOCK - UNITED SUPERMARKETS ARENA	L, 85-84 OT
JAN. 14 [TUESDAY] 8 P.M.	AT KANSAS STATE <small>BIG 12</small>	MANHATTAN, KANSAS - BRAMLAGE COLISEUM	W, 61-57
JAN. 18 [SATURDAY] 1 P.M.	ARIZONA <small>BIG 12</small>	LUBBOCK - UNITED SUPERMARKETS ARENA	W, 70-54
JAN. 21 [TUESDAY] 6 P.M.	AT CINCINNATI <small>BIG 12</small>	CINCINNATI, OHIO - FIFTH THIRD ARENA	W, 81-71
JAN. 26 [SUNDAY] 2 P.M.	OKLAHOMA STATE <small>BIG 12</small>	LUBBOCK - UNITED SUPERMARKETS ARENA	W, 64-54
JAN. 29 [WEDNESDAY] 6 P.M.	TCU <small>BIG 12</small>	LUBBOCK - UNITED SUPERMARKETS ARENA	W, 71-54
FEB. 1 [SATURDAY] 5 P.M.	AT NO. 6 HOUSTON <small>BIG 12</small>	HOUSTON, TEXAS - FERTITTA CENTER	W, 82-81 OT
FEB. 4 [TUESDAY] 8 P.M.	BAYLOR <small>BIG 12</small>	LUBBOCK - UNITED SUPERMARKETS ARENA	W, 73-59
FEB. 8 [SATURDAY] 9:30 P.M.	AT NO. 20 ARIZONA <small>BIG 12</small>	TUCSON, ARIZONA - MCKALE MEMORIAL CENTER	L, 82-73
FEB. 12 [WEDNESDAY] 8 P.M.	ARIZONA STATE <small>BIG 12</small>	LUBBOCK - UNITED SUPERMARKETS ARENA	W, 111-106 (20T)
FEB. 15 [SATURDAY] 2 P.M.	AT OKLAHOMA STATE <small>BIG 12</small>	STILLWATER, OKLAHOMA - GALLAGHER-IBA ARENA	W, 93-55
FEB. 18 [TUESDAY] 7 P.M.	AT TCU <small>BIG 12</small>	FORT WORTH - SCHOLLMAYER ARENA	L, 69-66
FEB. 22 [SATURDAY] 12 P.M.	WEST VIRGINIA <small>BIG 12</small>	LUBBOCK - UNITED SUPERMARKETS ARENA	W, 73-51
FEB. 24 [MONDAY] 8 P.M.	NO. 4 HOUSTON <small>BIG 12</small>	LUBBOCK - UNITED SUPERMARKETS ARENA	L, 69-61
MARCH 1 [SATURDAY] 1 P.M.	AT KANSAS <small>BIG 12</small>	LAWRENCE, KANSAS - ALLEN FIELDHOUSE	W, 78-73
MARCH 5 [WEDNESDAY] 7 P.M.	COLORADO <small>BIG 12</small>	LUBBOCK - UNITED SUPERMARKETS ARENA	W, 91-75
MARCH 8 [SATURDAY] 7 P.M.	AT ARIZONA STATE <small>BIG 12</small>	TEMPE, ARIZONA - DESERT FINANCIAL ARENA	W, 85-57
MARCH 13 [THURSDAY] 6 P.M.	VS. BAYLOR	KANSAS CITY, MISSOURI - T-MOBILE CENTER	W, 76-74
MARCH 13 [FRIDAY] 8:30 P.M.	VS. ARIZONA	KANSAS CITY, MISSOURI - T-MOBILE CENTER	L, 86-80
MARCH 20 [THURSDAY] 9:10 P.M.	VS. NO. 12 UNC WILMINGTON	WICHITA, KANSAS - INTRUST BANK ARENA	W, 82-72
MARCH 22 [SATURDAY] 5:10 P.M.	VS. NO. 11 DRAKE	WICHITA, KANSAS - INTRUST BANK ARENA	W, 77-64

TEXAS TECH

BASKETBALL ROSTER



2019 NCAA NATIONAL RUNNER-UP

Big 12 Champions: 2019

NCAA Final Four: 2019

NCAA Elite Eight: 2018, 2019

NCAA Sweet 16: 1976, 1996, 2005, 2018, 2019, 2022



20 NCAA TOURNAMENT APPEARANCES

1954 • 1956 • 1961 • 1962 • 1973 • 1976 • 1985 • 1986 • 1993 • 1996 • 2002 • 2004 • 2005 • 2007 • 2016 • 2018 • 2019 • 2021 • 2022 • 2024



0 CHANCE MCMILLIAN
6-3 • Senior • Guard
Vallejo, California

1 KEVIN OVERTON
6-5 • Sophomore • Guard
Oklahoma City

2 JAZZ HENDERSON
5-11 • Freshman • Guard
Dallas, Texas

3 ELIJAH HAWKINS
5-11 • Senior • Guard
Washington D.C.

4 CHRISTIAN ANDERSON
6-2 • Freshman • Guard
Atlanta, Georgia

5 DARRION WILLIAMS
6-6 • Junior • Forward
Sacramento, California

6 LEON HORNER
6-4 • Freshman • Forward
Dallas, Texas



10 JACK FRANCIS
6-3 • Junior • Guard
Austin, Texas



15 JT TOPPIN
6-9 • Sophomore • Forward
Dallas, Texas

22 CORBIN GREEN
6-5 • Junior • Forward
Midlothian, Texas

23 EEMELI YALAHO
6-8 • Sophomore • Forward
Jyväskylä, Finland

24 KERWIN WALTON
6-5 • Senior • Guard
Hopkins, Minnesota

33 FEDERIKO FEDERIKO
6-11 • Senior • Forward
Helsinki, Finland



GRANT MCCASLAND
Head Coach

JEFF LINDER
Assistant Coach

MATT BRAEUER
Assistant Coach

ACHOKI MOIKOBU
Assistant Coach



LUKE BARNWELL
Assistant Coach

KELLEN BUFFINGTON
General Manager

ANDREW WRIGHT
Strength & Conditioning

MIKE NEAL
Athletic Trainer

CHRIS NOTTINGHAM
Player Development



JARDON POWELL
Administration & Ops

COOPER ANDERSON
Operations

BRIAN PETE
Video Coordinator

DUNCAN BACON
Graduate Assistant



BEAU MARTIN
Graduate Assistant

ERIC RWAHIRE
Graduate Assistant

COLEMAN SPARLING
Graduate Assistant

JALYN TURNER
Graduate Assistant

TRAJAN WESLEY
Graduate Assistant



VIDAL SCOTT
Strength & Conditioning

CHRIS MARMOLEJO
Creative Manager

TYLER BENEDICT
Student Assistant

ARMAAN BHAKTA
Student Assistant

KADEN FERRELL
Student Assistant

BRODY MCCLURE
Student Assistant

NOBLE ROBINSON
Student Assistant

TYREKE SHANKLIN
Student Assistant

STACEY SMITH
Student Assistant

JORDAN VARGAS
Student Assistant