

# ARKANSAS SOFTBALL GAME NOTES

## 2025 SCHEDULE

OVERALL: 19-2 | SEC: 0-1

H: 5-0 | A: 2-0 | N: 12-1 | T10: 0-1 | TOP 25: 0-2

## GAME 22 | MARCH 8 | AT OLE MISS | 6 P.M.

SEC NETWORK+ ||| MARCH 8 ||| OXFORD, MISS. ||| OLE MISS SOFTBALL STADIUM

| DATE | OPPONENT                  | LOCATION               | TIME/RESULT |
|------|---------------------------|------------------------|-------------|
| F6   | at Texas State %          | San Marcos, Texas      | W, 3-1      |
| F7   | vs. Lipscomb %            | San Marcos, Texas      | W, 23-0 (5) |
| F7   | vs. Bradley %             | San Marcos, Texas      | W, 3-1      |
| F8   | vs. Bradley %             | San Marcos, Texas      | W, 9-1 (6)  |
| F8   | vs. San Diego %           | San Marcos, Texas      | W, 2-1      |
| F14  | vs. ULM †                 | Ruston, La.            | W, 11-2 (6) |
| F14  | at Louisiana Tech †       | Ruston, La.            | W, 9-1 (5)  |
| F15  | vs. Southern Miss †       | Ruston, La.            | W, 12-4 (6) |
| F16  | vs. Southern Miss †       | Ruston, La.            | W, 12-3 (5) |
| F16  | vs. ULM †                 | Ruston, La.            | W, 10-0 (5) |
| F20  | vs. Rutgers §             | Cathedral City, Calif. | W, 10-0 (5) |
| F20  | vs. Cal State Fullerton § | Cathedral City, Calif. | W, 10-0 (5) |
| F21  | vs. Loyola Marymount §    | Cathedral City, Calif. | W, 6-2      |
| F22  | vs. Baylor §              | Cathedral City, Calif. | W, 8-0 (5)  |
| F22  | vs. No. 4 UCLA §          | Cathedral City, Calif. | L, 9-1 (6)  |
| F28  | Iowa ^                    | Fayetteville           | W, 9-0 (5)  |
| F28  | Illinois ^                | Fayetteville           | W, 12-4 (6) |
| M1   | Iowa ^                    | Fayetteville           | W, 12-0 (5) |
| M1   | Illinois ^                | Fayetteville           | W, 10-1 (6) |
| M2   | Missouri State ^          | Fayetteville           | W, 13-2 (5) |
| M7   | at Ole Miss*              | Oxford, Miss.          | L, 9-1 (6)  |
| M8   | at Ole Miss*              | Oxford, Miss.          | 6 p.m.      |
| M9   | at Ole Miss*              | Oxford, Miss.          | 1 p.m.      |
| M14  | Oklahoma*                 | Fayetteville           | 6 p.m.      |
| M15  | Oklahoma*                 | Fayetteville           | 4 p.m.      |
| M16  | Oklahoma*                 | Fayetteville           | 11 a.m.     |
| M18  | Central Arkansas          | Fayetteville           | 11:30 a.m.  |
| M22  | at Tennessee*             | Knoxville, Tenn.       | 4:30 p.m.   |
| M23  | at Tennessee*             | Knoxville, Tenn.       | 11 a.m.     |
| M24  | at Tennessee*             | Knoxville, Tenn.       | 6 p.m.      |
| M28  | Kentucky*                 | Fayetteville           | 6 p.m.      |
| M29  | Kentucky*                 | Fayetteville           | 4 p.m.      |
| M30  | Kentucky*                 | Fayetteville           | Noon        |
| A4   | at Florida*               | Gainesville, Fla.      | 5 p.m.      |
| A5   | at Florida*               | Gainesville, Fla.      | 4 p.m.      |
| A6   | at Florida*               | Gainesville, Fla.      | 1 p.m.      |
| A7   | at North Florida          | Jacksonville, Fla.     | TBA         |
| A11  | South Carolina*           | Fayetteville           | 6 p.m.      |
| A12  | South Carolina*           | Fayetteville           | 7 p.m.      |
| A13  | South Carolina*           | Fayetteville           | 1 p.m.      |
| A15  | at Central Arkansas       | Conway, Ark.           | TBA         |
| A18  | Colorado State            | Fayetteville           | 2:30 p.m.   |
| A18  | Colorado State            | Fayetteville           | 5 p.m.      |
| A19  | Colorado State            | Fayetteville           | 10:30 a.m.  |
| A25  | at Texas A&M*             | College Station, Texas | 6 p.m.      |
| A26  | at Texas A&M*             | College Station, Texas | 4 p.m.      |
| A27  | at Texas A&M*             | College Station, Texas | Noon        |
| M1   | LSU*                      | Fayetteville           | 6 p.m.      |
| M2   | LSU*                      | Fayetteville           | 6 p.m.      |
| M3   | LSU*                      | Fayetteville           | 1 p.m.      |
| M6   | SEC Tournament            | Athens, Ga.            | TBA         |
| M7   | SEC Tournament            | Athens, Ga.            | TBA         |
| M8   | SEC Tournament            | Athens, Ga.            | TBA         |
| M9   | SEC Tournament            | Athens, Ga.            | TBA         |
| M10  | SEC Tournament            | Athens, Ga.            | TBA         |

% Texas State Tournament | † LA Tech Tournament

§ Mary Nutter Classic | ^ Woosig Pig Classic

& Razorback Rumble | \* SEC games

@ NCAA Tournament

Home games played at Bogle Park | Times central/subject to change



19-3  
1-0 SEC



19-2  
0-1 SEC

### OLE MISS REBELS

In the Polls..... 25 (NFCA) | 25 (ESPN/USA Softball)  
Head Coach..... Jamie Trachsel  
Career Record..... 504-283-1 (15th Season)  
Record at Ole Miss..... 158-99 (5th Season)

### #10 ARKANSAS RAZORBACKS

In the Polls..... 10(SA) | 10 (D1Softball)  
..... 10 (ESPN/USA SOFTBALL) | 10 (NFCA)  
Head Coach..... Courtney Deifel  
Career Record..... 361-194 (11th Season)  
Record at Arkansas..... 334-167 (10th Season)

## RAZORBACK NOTABLES

>> The Arkansas Razorbacks are off to a program record 19-2 start this season and have earned run-rule victories in 15 games. The Hogs fell last night 9-1 (6 inn.) in the SEC Opener and opening game of the series at Ole Miss.

>> Junior left-hander **Robyn Herron** is 6-1 this season with a 0.92 ERA and team-best 52 strikeouts in 38.0 innings pitched. Herron entered the week, leading the country in hits allowed per 7 inn. (1.91), while ranking 3rd in ERA (0.42), 8th in shutouts (3) and 6th in WHIP (0.64). She is one of only two pitchers nationally to rank in the Top 10 of those four categories, joining Erin Nuwer of Tennessee. She has carried a no-hitter into the fifth inning in four of her last five starts, highlighted by a no-hitter against ULM on Feb. 16 in which she struck out 11 batters in her five innings of work in a 10-0 win.

>> Senior first baseman **Bri Ellis** has reached base in 19 of her 21 games this season and has struck out just twice in 73 plate appearances. Ellis hit her team-leading 11th home run of the season in a 12-0 win over Iowa on March 1 and leads Arkansas with a .521 batting average and .658 on-base percentage. Both of which are program records through the first 21 games. She was intentionally walked five times last weekend. Through the first 10 games of the season, Ellis was the only player nationally to have equal or more RBI than at-bats through the first 10 games of the season since at least 2015 (min of 20 AB). Ellis has started 189 consecutive games dating back to game three of her freshman year at Auburn.

>> **Courtney Day** (33) and **Bri Ellis** (33) have combined for more RBI (66) than 147 Division I programs this season, entering this week. Individually, they each have more RBI than 42 DI programs.

>> UTL **Kailey Wyckoff** is batting .356 this season with 21 hits, 17 RBI, five doubles, three homers, 20 runs scored and a .468 on-base percentage

>> Senior left fielder **Raigan Kramer** is batting .450 this season with 18 hits, 11 RBI, three doubles, a homer, 21 runs scored and a .571 on-base percentage.

>> Arkansas UTL **Courtney Day** has made a statement in her return to college softball by batting .400 with eight home runs, 20 hits, 16 runs scored and 33 RBI while drawing 10 walks and posting an impressive 1.020 slugging percentage and a .508 on-base percentage. She ranked second nationally in RBI per game entering the week.

>> The Razorbacks have been ranked in the Top 25 of the NFCA Coaches poll for a program-best 76 consecutive weeks dating back to the start of the 2020 season. Arkansas is one of seven programs nationally to have appeared in the Top 25 of every NFCA Coaches Poll since the start of the 2020 season joining, Oklahoma, Florida, UCLA, Oklahoma State, Alabama and Florida State.

## BY THE NUMBERS



|      |      |      |     |        |      |           |
|------|------|------|-----|--------|------|-----------|
| .364 | 186  | 186  | 82  | 23-25  | 2.05 | .173      |
| AVG. | RUNS | HITS | XBH | SB-ATT | ERA  | OPP. AVG. |
| .324 | 146  | 182  | 64  | 31-37  | 1.24 | .186      |

# 2025 ARKANSAS RAZORBACKS SOFTBALL ROSTER

## NUMERICAL ROSTER

| #  | NAME             | POS.    | B/T | CLASS | HT.  | PREVIOUS SCHOOL               | HOMETOWN           |
|----|------------------|---------|-----|-------|------|-------------------------------|--------------------|
| 1  | Raigan Kramer    | OF      | L/R | Sr.   | 5-4  | Seaman HS                     | Topeka, Kan.       |
| 4  | Reis Beuerlein   | RHP     | R/R | Jr.   | 5-9  | Pinnacle HS/Mississippi State | Cave Creek, Ariz.  |
| 5  | Ashtyn Reichardt | OF      | L/L | Fr.   | 5-7  | Katy HS                       | Katy, Texas        |
| 6  | Ella McDowell    | INF     | R/R | Fr.   | 5-6  | Foster HS                     | Richmond, Texas    |
| 7  | Courtney Day     | UTL     | R/R | Sr.   | 5-10 | Glenda Dawson HS/Texas        | Pearland, Texas    |
| 11 | Robyn Herron     | LHP     | R/L | Jr.   | 5-10 | Sickles HS                    | Tampa, Fla.        |
| 12 | Payton Burnham   | RHP/UTL | R/R | Fr.   | 5-8  | Sheldon HS                    | Eugene, Ore.       |
| 13 | Kasey Wood       | UTL     | R/R | So.   | 5-8  | Bentonville HS                | Bentonville, Ark.  |
| 14 | Karlie Davison   | INF     | R/R | Jr.   | 5-8  | Chadwick HS/Utah              | Torrance, Calif.   |
| 16 | Ramsey Walker    | OF      | R/R | Fr.   | 5-7  | Calvary-Baptist Academy       | Shreveport, La.    |
| 17 | Kennedy Miller   | C       | R/R | So.   | 5-8  | Georgetown HS                 | Georgetown, Texas  |
| 21 | Ava Carter       | OF      | L/R | Fr.   | 5-6  | Greene County Tech HS         | Paragould, Ark.    |
| 23 | Reagan Johnson   | OF      | L/R | Jr.   | 5-4  | Karnes City HS                | Karnes City, Texas |
| 25 | Cam Harrison     | RHP/UTL | R/R | Fr.   | 6-0  | Katy HS                       | Brookshire, Texas  |
| 26 | Atalyia Rijo     | INF     | L/R | Jr.   | 5-7  | Corning-Painted Post HS       | Horseheads, N.Y.   |
| 28 | Carlee Ratcliff  | UTL     | R/R | Sr.   | 5-5  | New Boston HS/Texas           | New Boston, Texas  |
| 34 | Jayden Ramos     | INF     | R/R | Fr.   | 5-10 | Central HS                    | Fresno, Calif.     |
| 45 | Jayden Wells     | UTL     | R/R | So.   | 5-6  | Paris HS                      | Paris, Ark.        |
| 46 | Kailey Wyckoff   | UTL     | L/L | Jr.   | 5-7  | Katy HS/Texas Tech            | Katy, Texas        |
| 77 | Bri Ellis        | INF     | R/R | Sr.   | 5-10 | Memorial HS/Auburn            | Houston, Texas     |
| 99 | Lexi King        | RHP     | R/R | Fr.   | 5-8  | Windermere HS                 | Windermere, Fla.   |

### COACHING STAFF

|                    |  |
|--------------------|--|
| Head Coach         | Courtney Deifel (California, 2003) - 10th Season         |
| Assistant Coach    | Matt Meuchel (Arizona State, 2000) - 9th Season          |
| Assistant Coach    | DJ Gasso (Bradley, 2017) - Second Season                 |
| Assistant Coach    | Danielle Gibson Whorton (Arkansas, 2022) - Second Season |
| Graduate Assistant | Paytience Holman (SEMO, 2024) - First Season             |
| Graduate Assistant | Mariah Lopez (Utah, 2024) - First Season                 |

### SUPPORT STAFF

|                        |  |
|------------------------|--|
| Sport Administrator    | Dan Trump (Cal, 1992)                    |
| Director of Operations | Dan Bartosik (Arkansas, 2015)            |
| Athletic Trainer       | Andrew Kreis (Texas State, 2014)         |
| SID                    | Hunter Corneliusen (Kansas State, 2020)  |
| Creative               | Meaghan Frazier (Minnesota, 2020)        |
| Sports Nutrition       | Abby Burns (Wisconsin Platteville, 2021) |

### PRONUNCIATION GUIDE

|                         |                 |
|-------------------------|-----------------|
| #1 Raigan Kramer        | Reagan          |
| #4 Reis Beuerlein       | Reese BUR-line  |
| #5 Ashtyn Reichardt     | RIKE-hard       |
| #11 Robyn Herron        | Heron           |
| #26 Atalyia Rijo        | Uh-TAL-ia RE-ho |
| #46 Kailey Wyckoff      | Why-KOFF        |
| Courtney Deifel         | DIE-ful         |
| Matt Meuchel            | Michael         |
| DJ Gasso                | Gas-OH          |
| Danielle Gibson Whorton | Horton          |

## ALPHABETICAL ROSTER

| #  | NAME             | POS.    |
|----|------------------|---------|
| 4  | Reis Beuerlein   | RHP     |
| 12 | Payton Burnham   | RHP/UTL |
| 21 | Ava Carter       | UTL     |
| 14 | Karlie Davison   | INF     |
| 7  | Courtney Day     | UTL     |
| 77 | Bri Ellis        | INF     |
| 25 | Cam Harrison     | RHP/UTL |
| 11 | Robyn Herron     | LHP     |
| 23 | Reagan Johnson   | OF      |
| 99 | Lexi King        | P       |
| 1  | Raigan Kramer    | OF      |
| 6  | Ella McDowell    | INF     |
| 17 | Kennedy Miller   | C       |
| 34 | Jayden Ramos     | INF     |
| 28 | Carlee Ratcliff  | UTL     |
| 5  | Ashtyn Reichardt | OF      |
| 26 | Atalyia Rijo     | INF     |
| 16 | Ramsey Walker    | OF      |
| 45 | Jayden Wells     | UTL     |
| 13 | Kasey Wood       | RHP/UTL |
| 46 | Kailey Wyckoff   | UTL     |

### RAZORBACKS BY CLASS

#### SENIORS (4)

Courtney Day, Bri Ellis, Raigan Kramer, Carlee Ratcliff

#### JUNIORS (6)

Reis Beuerlein, Karlie Davison, Robyn Herron, Reagan Johnson, Atalyia Rijo, Kailey Wyckoff

#### SOPHOMORES (3)

Kennedy Miller, Jayden Wells, Kasey Wood

#### FRESHMAN (8)

Payton Burnham, Ava Carter, Cam Harrison, Lexi King, Ella McDowell, Jayden Ramos, Ashtyn Reichardt, Ramsey Walker

### RAZORBACKS BY STATE

#### TEXAS (9)

Courtney Day, Bri Ellis, Cam Harrison, Reagan Johnson, Ella McDowell, Kennedy Miller, Carlee Ratcliff, Ashtyn Reichardt, Kailey Wyckoff

#### ARKANSAS (3)

Ava Carter, Jayden Wells, Kasey Wood

#### ARIZONA (1)

Reis Beuerlein

#### LOUISIANA (1)

Ramsey Walker

#### CALIFORNIA (2)

Karlee Davison, Jayden Ramos

#### FLORIDA (2)

Robyn Herron, Lexi King

#### KANSAS (1)

Raigan Kramer

#### OREGON (1)

Payton Burnham

#### NEW YORK (1)

Atalyia Rijo

**2025 TEAM QUICK FACTS**

**TEAM INFORMATION**

|                                       |           |
|---------------------------------------|-----------|
| 2024 Overall Record.....              | 37-18     |
| 2024 SEC Record.....                  | 14-10     |
| 2024 SEC Finish.....                  | 4th       |
| 2024 NCAA Postseason .....            | Regionals |
| Home Record .....                     | 19-11     |
| Away Record .....                     | 6-2       |
| Neutral Record.....                   | 12-5      |
| Student-Athletes Returning/Lost ..... | 12/12     |
| Starters Returning/Lost.....          | 5/4       |
| Newcomers .....                       | 11        |

**COACHING STAFF**

|                              |   |
|------------------------------|---|
| Head Coach.....              | Courtney Deifel (10th Season)           |
| Record at Arkansas.....      | 334-167 (.662)                          |
| Career Record.....           | 361-194 (.641)                          |
| Assistant Coach.....         | Matt Meuchel (Ninth Season)             |
| Assistant Coach.....         | DJ Gasso (Second Season)                |
| Assistant Coach.....         | Danielle Gibson Whorton (Second Season) |
| Graduate Manager.....        | Mariah Lopez (First Season)             |
| Graduate Manager.....        | Paytience Holman (First Season)         |
| Director of Operations ..... | Dan Bartosik (Third Season)             |

**TEAM HISTORY**

|                                   |                            |
|-----------------------------------|----------------------------|
| First Year of Program.....        | 1997                       |
| All-Time Record .....             | 857-800 (.517)             |
| All-Time SEC Record .....         | 278-447 (.383)             |
| SEC Championships/Last .....      | 2 (2022)                   |
| SEC Tournament Championships..... | 2022                       |
| NCAA Appearances/Last.....        | 13 (2024)                  |
| Highest Preseason Rank.....       | 6/7 (2023)                 |
| Highest Preseason SEC.....        | 3rd (2023/2022)            |
| Highest In-Season Rank .....      | 4 (ESPN/NFCA) (Wk 2, 2023) |

**UNIVERSITY INFORMATION**

|   |                         |
|---|-------------------------|
| Location .....                              | Fayetteville, Ark.      |
| Founded .....                               | March 27, 1871          |
| Enrollment .....                            | 27,558                  |
| Nickname .....                              | Razorbacks              |
| School Colors .....                         | Cardinal and White      |
| Conference.....                             | Southeastern (SEC)      |
| Chancellor .....                            | Dr. Charles F. Robinson |
| Vice Chancellor/Director of Athletics ..... | Hunter Yurachek         |
| Faculty Athletic Representative .....       | Paul Adams              |
| University Website .....                    | www.uark.edu            |
| Athletics Website .....                     | ArkansasRazorbacks.com  |

**FACILITY INFORMATION**

|                        |                                |
|------------------------|--------------------------------|
| Home Field.....        | Bogle Park                     |
| Opened.....            | 2009                           |
| Dimensions.....        | (LF - 200, CF - 220, RF - 200) |
| Chair-back Seats:..... | 1,200                          |

**COMMUNICATIONS**

|                                       |                    |
|---------------------------------------|--------------------|
| Assistant Director (SB Contact)       | Hunter Corneliusen |
| Email.....                            | hc068@uark.edu     |
| Cell.....                             | 479-380-2194       |
| Assistant AD for Communications ..... | Kyle Parkinson     |

Mailing Address  
 Razorback Communications  
 PO Box 7777  
 Fayetteville, AR 72702-7777

Overnight Address  
 Razorback Communications  
 1240 W. Leroy Pond Dr.  
 Fayetteville, AR 72701

| MONDAY   3 | TUESDAY   4                              | WEDNESDAY   5 | THURSDAY   6 | FRIDAY   7                | SATURDAY   8                          | SUNDAY   9                            |
|------------|--|---------------|--------------|---------------------------|---------------------------------------|---------------------------------------|
| OFF        | MEDIA<br>Courtney Deifel<br>Atalyia Rijo |               |              | at Ole Miss<br>L, 9-1 (6) | at Ole Miss<br>6 p.m.<br>SEC Network+ | at Ole Miss<br>1 p.m.<br>SEC Network+ |

**ARKANSASRAZORBACKS.COM**

For updated game notes, statistics, stories, photos, fan information, tickets, latest information on Razorback Softball, please visit [arkansasrazorbacks.com/softball](http://arkansasrazorbacks.com/softball).

**MEDIA AVAILABILITY**

Above is a general weekly schedule of media availability for the Arkansas Softball team. All interview requests should be made to Arkansas Assistant Communications Director Hunter Corneliusen at least 24 hours in advance. All media availability times are subject to change. Members of the media are expected to adhere to these policies at all times. Please contact Hunter Corneliusen for any changes in the schedule.

**COACH/PLAYER AVAILABILITY**

Coach Deifel assistant coaches and select student-athletes are available for interviews by contacting Hunter Corneliusen. Specific interview request should be made at least 24 hours in advance to ensure availability. Additional requests will be granted based on student-athlete availability throughout the week.

Postgame interviews with Coach Deifel and select players will be conducted on zoom following the home games at Bogle Park. If there is multiple games during a day it will take place after the Razorbacks' final game.

**SOCIAL MEDIA**

Arkansas fans can access the most in-depth information regarding Razorback Softball through social media opportunities available online.

- X - @RazorbackSB - Direct coverage of Arkansas Softball
- Instagram - @razorbacksb - Photos and video
- Facebook- Arkansas Razorbacks Softball - Latest news
- X - @ArkRazorbacks - General athletic department information

**GAME DAY / PRESS SERVICES**

Press releases, statistics and game information will be available throughout the season on [arkansasrazorbacks.com/softball](http://arkansasrazorbacks.com/softball). Credentialed, local and national media members may request to be added to email lists to automatically receive up-to-date information on Razorback Softball. Notes and statistics will be available digitally on game days. Wireless internet is available to all credentialed media members and game day personnel. Media and personnel interested in obtaining Wifi information need to contact assistant communications director Hunter Corneliusen.

**CREDENTIALS**

Media Members wishing to cover Arkansas Softball should contact Hunter Corneliusen at least 48 hours prior to each home contest/series. All credentials will be issued on a game-to-game/series-to-series basis. Credentials will be available for pick up on game days at Ticket Office Will Call which is located at the main gate behind home plate at Bogle Park.





## THE LAST TIME OUT



March 7, 2025

| SCORE BY INNINGS | 1 | 2 | 3 | 4 | 5 | 6 | 7 | R | H | E |
|------------------|---|---|---|---|---|---|---|---|---|---|
| Arkansas         | 0 | 1 | 0 | 0 | 0 | 0 | x | 1 | 4 | 2 |
| Ole Miss         | 1 | 0 | 0 | 1 | 0 | 7 | x | 9 | 9 | 1 |

WP-Guachino (9-3) LP- Herron (6-1) | T:1:49 | A- 902

**OXFORD, Miss.** - The No. 10 Arkansas Razorbacks fell to No. 25 Ole Miss, 9-1 (6 inn.) in the SEC Opener on Friday night at the Ole Miss Softball Stadium.

A pair of errors ended up leading to the first two runs of the game for Ole Miss before a seven-run bottom of the sixth inning that featured six hits, including a two-run home run from Ole Miss catcher Lexie Brady and two walks, gave the Rebels (19-3) a run-rule triumph.

Ella McDowell (1-1, BB, HBP) reached base a team-high three times for Arkansas in the loss, while Reagan Johnson reached base twice courtesy of a lead-off single in the third inning and a walk. Atalyia Rijo and Raigan Kramer also registered a hit in the loss. Kennedy Miller drove in Kramer with a sacrifice fly in the top of the second inning to account for the Razorbacks' lone run in the contest.

## SERIES HISTORY

| <b>Ole Miss Rebels</b>       |              | <b>Ole Miss Rebels</b>          |  |
|------------------------------|--------------|---------------------------------|--|
| <b>Overall Record: 42-34</b> |              | <b>H: 22-12 A: 18-20 N: 1-0</b> |  |
| May 2, 1997                  | W 2-1        | Fayetteville                    |  |
| May 2, 1997                  | W 2-1        | Fayetteville                    |  |
| May 3, 1997                  | W 5-1        | Fayetteville                    |  |
| May 3, 1997                  | W 6-2        | Fayetteville                    |  |
| April 28, 1998               | W 2-1        | Oxford, Miss.                   |  |
| April 28, 1998               | L 6-4        | Oxford, Miss.                   |  |
| April 29, 1998               | L 1-0        | Oxford, Miss.                   |  |
| April 29, 1998               | W 3-0        | Oxford, Miss.                   |  |
| May 7, 1999                  | W 4-1        | Fayetteville                    |  |
| May 7, 1999                  | W 3-2        | Fayetteville                    |  |
| May 8, 1999                  | W 6-0        | Fayetteville                    |  |
| May 8, 1999                  | W 4-2        | Fayetteville                    |  |
| May 3, 2000                  | W 3-0        | Oxford, Miss.                   |  |
| May 3, 2000                  | W 2-0        | Oxford, Miss.                   |  |
| May 4, 2000                  | W 5-0        | Oxford, Miss.                   |  |
| May 4, 2000                  | W 7-3        | Oxford, Miss.                   |  |
| April 18, 2001               | W 2-1        | Fayetteville                    |  |
| April 18, 2001               | W 2-0        | Fayetteville                    |  |
| April 19, 2001               | W 2-0        | Fayetteville                    |  |
| April 17, 2002               | W 1-0        | Oxford, Miss.                   |  |
| April 17, 2002               | L 3-2        | Oxford, Miss.                   |  |
| April 18, 2002               | W 5-2        | Oxford, Miss.                   |  |
| March 12, 2003               | L 3-2        | Fayetteville                    |  |
| March 12, 2003               | W 4-1        | Fayetteville                    |  |
| March 13, 2003               | W 4(2)       | Fayetteville                    |  |
| March 13, 2004               | L 5-4 (11)   | Oxford, Miss.                   |  |
| March 14, 2004               | L 2-0        | Oxford, Miss.                   |  |
| March 14, 2004               | W 10 (9)     | Oxford, Miss.                   |  |
| May 3, 2005                  | L 4-1        | Fayetteville                    |  |
| May 3, 2005                  | L 4-1        | Fayetteville                    |  |
| May 4, 2005                  | L 10 (9)     | Fayetteville                    |  |
| March 21, 2006               | L 2-1        | Oxford, Miss.                   |  |
| March 21, 2006               | W 4-3        | Oxford, Miss.                   |  |
| March 22, 2006               | W 9 (5)      | Oxford, Miss.                   |  |
| April 17, 2007               | W 1-0        | Oxford, Miss.                   |  |
| April 17, 2007               | L 7-4        | Oxford, Miss.                   |  |
| April 19, 2008               | W 3-2        | Fayetteville                    |  |
| April 19, 2008               | L 8 (5)      | Fayetteville                    |  |
| April 20, 2008               | L 6-1        | Fayetteville                    |  |
| March 28, 2009               | L 5-4        | Oxford, Miss.                   |  |
| March 28, 2009               | L 3-2        | Oxford, Miss.                   |  |
| March 29, 2009               | W 6-0        | Oxford, Miss.                   |  |
| May 1, 2010                  | W 11-3       | Fayetteville                    |  |
| May 1, 2010                  | W 9-0        | Fayetteville                    |  |
| May 2, 2010                  | L 10-6       | Fayetteville                    |  |
| March 23, 2011               | W 7-6        | Oxford, Miss.                   |  |
| March 7, 2012                | L 12 (0 (5)) | Fayetteville                    |  |
| March 7, 2012                | L 7-6 (8)    | Fayetteville                    |  |
| March 21, 2014               | L 11-4       | Oxford, Miss.                   |  |
| March 22, 2014               | L 13-6       | Oxford, Miss.                   |  |
| March 23, 2014               | W 15 (7)     | Oxford, Miss.                   |  |
| March 27, 2015               | L 6-5        | Fayetteville                    |  |
| March 28, 2015               | L 6-4 (8)    | Fayetteville                    |  |
| March 29, 2015               | L 4-2        | Fayetteville                    |  |
| April 22, 2016               | L 10-7       | Oxford, Miss.                   |  |
| April 23, 2016               | L 7-2        | Oxford, Miss.                   |  |
| April 24, 2016               | L 6-5        | Oxford, Miss.                   |  |
| April 28, 2018               | W 3-0        | Fayetteville                    |  |
| April 29, 2018               | W 8-3        | Fayetteville                    |  |
| April 30, 2018               | W 7-1        | Fayetteville                    |  |
| March 9, 2019                | W 10-4       | Oxford, Miss.                   |  |
| March 10, 2019               | L 12 (0 (5)) | Oxford, Miss.                   |  |
| March 11, 2019               | L 6-2        | Oxford, Miss.                   |  |
| March 19, 2021               | W 5-1        | Fayetteville                    |  |
| March 20, 2021               | W 3-2 (8)    | Fayetteville                    |  |
| March 21, 2021               | W 3-2 (8)    | Fayetteville                    |  |
| April 1, 2022                | L 2-0        | Oxford, Miss.                   |  |
| April 2, 2022                | W 6-3        | Fayetteville                    |  |
| April 3, 2022                | W 8-0        | Fayetteville                    |  |
| May 12, 2022                 | W 3-0        | Gainesville, Fla.               |  |
| May 3, 2024                  | L 6-0        | Fayetteville                    |  |
| May 3, 2024                  | W 12-2 (5)   | Fayetteville                    |  |
| May 4, 2024                  | L 4-3        | Fayetteville                    |  |
| March 7, 2025                | L 9-1 (6)    | Oxford, Miss.                   |  |

### THE LAST MEETING

May 4, 2024 (Fayetteville, Ark.)

| SCORE    | 1 | 2 | 3 | 4 | 5 | 6 | 7 | - | R | H | E |
|----------|---|---|---|---|---|---|---|---|---|---|---|
| Ole Miss | 2 | 0 | 0 | 1 | 0 | 1 | 0 | - | 4 | 7 | 0 |
| Arkansas | 2 | 0 | 0 | 0 | 0 | 1 | 0 | - | 3 | 5 | 0 |

Time | 2:18  
Attendance | 3,937 \* - Single-game attendance record  
HR: Miller (8)

#### Arkansas 3 (36-15,14-10)

| Player           | pos. | ab        | r        | h        | rbi      | bb       | so       | po        | a         | lob      |
|------------------|------|-----------|----------|----------|----------|----------|----------|-----------|-----------|----------|
| Reagan Johnson   | cf   | 3         | 1        | 1        | 0        | 1        | 0        | 1         | 0         | 0        |
| Nia Carter       | rf   | 4         | 0        | 0        | 0        | 0        | 0        | 0         | 0         | 0        |
| Bri Ellis        | 1b   | 2         | 0        | 0        | 0        | 1        | 1        | 9         | 0         | 0        |
| Cylie Halvorson  | 2b   | 3         | 1        | 1        | 1        | 0        | 0        | 3         | 1         | 3        |
| Hannah Gammill   | 3b   | 3         | 0        | 1        | 1        | 0        | 0        | 0         | 3         | 0        |
| Kennedy Miller   | c    | 3         | 1        | 1        | 0        | 0        | 4        | 1         | 1         | 1        |
| Hannah Camenzind | lf   | 3         | 0        | 1        | 0        | 0        | 1        | 3         | 0         | 0        |
| Rylee Cloud      | dp   | 2         | 0        | 0        | 0        | 2        | 0        | 0         | 1         | 1        |
| Raigan Kramer    | ph   | 1         | 0        | 0        | 0        | 0        | 0        | 0         | 0         | 0        |
| Spencer Prigge   | ss   | 2         | 0        | 0        | 0        | 0        | 0        | 0         | 3         | 0        |
| Rylin Hedgecock  | ph   | 1         | 0        | 0        | 0        | 0        | 1        | 0         | 0         | 0        |
| <b>Totals</b>    |      | <b>27</b> | <b>3</b> | <b>5</b> | <b>3</b> | <b>2</b> | <b>5</b> | <b>21</b> | <b>10</b> | <b>5</b> |

#### Arkansas

| Player                     | ip  | h | r | er | bb | so | ab | bf |
|----------------------------|-----|---|---|----|----|----|----|----|
| Reis Beuerlein             | 3.0 | 4 | 2 | 2  | 0  | 0  | 11 | 12 |
| Morgan Leinstock L, (13-4) | 2.0 | 2 | 2 | 2  | 1  | 2  | 8  | 9  |
| Robyn Herron               | 2.0 | 1 | 0 | 0  | 0  | 3  | 6  | 7  |

### Ole Miss 4 (30-24,7-17)

| Player          | pos. | ab        | r        | h        | rbi      | bb       | so       | po        | a         | lob      |
|-----------------|------|-----------|----------|----------|----------|----------|----------|-----------|-----------|----------|
| Jalia Lassiter  | cf   | 4         | 1        | 2        | 0        | 0        | 1        | 2         | 0         | 0        |
| Jaden Pone      | lf   | 3         | 1        | 1        | 0        | 0        | 1        | 0         | 0         | 0        |
| Paige Smith     | 1b   | 2         | 0        | 1        | 0        | 0        | 0        | 9         | 1         | 0        |
| Taylor Malvin   | pr   | 0         | 1        | 0        | 0        | 0        | 0        | 0         | 0         | 0        |
| Aynslee Furbush | dp   | 2         | 0        | 1        | 0        | 0        | 0        | 0         | 0         | 0        |
| Angelina DeLeon | 2b   | 3         | 0        | 1        | 2        | 0        | 2        | 3         | 0         | 0        |
| Lexie Brady     | c    | 2         | 1        | 1        | 0        | 1        | 0        | 5         | 0         | 1        |
| Delaney Rummell | 3b   | 3         | 0        | 1        | 0        | 1        | 0        | 0         | 1         | 0        |
| Jamie Mackay    | rf   | 3         | 0        | 0        | 0        | 0        | 1        | 1         | 0         | 1        |
| Ryan Starr      | ss   | 3         | 0        | 0        | 0        | 0        | 1        | 4         | 0         | 0        |
| <b>Totals</b>   |      | <b>25</b> | <b>4</b> | <b>7</b> | <b>4</b> | <b>1</b> | <b>5</b> | <b>21</b> | <b>10</b> | <b>3</b> |

#### Ole Miss

| Player                | ip  | h | r | er | bb | so | ab | bf |
|-----------------------|-----|---|---|----|----|----|----|----|
| Grace Sparks W, (8-2) | 4.1 | 4 | 2 | 2  | 2  | 2  | 18 | 20 |
| Brianna Lopez         | 2.2 | 1 | 1 | 1  | 0  | 3  | 9  | 9  |

### THE LAST SERIES

May 3, 2024 (Fayetteville, Ark.)

| SCORE    | 1 | 2 | 3 | 4 | 5 | 6 | 7 | - | R  | H | E |
|----------|---|---|---|---|---|---|---|---|----|---|---|
| Ole Miss | 0 | 1 | 0 | 0 | 1 | x | x | - | 2  | 2 | 0 |
| Arkansas | 9 | 3 | 0 | 0 | x | x | x | - | 12 | 9 | 0 |

Time | 1:37  
Attendance | 3,592 | HR: A. Furbush(11); A. DeLeon(4); Cloud(1)

#### Arkansas 12 (36-14,13-9)

| Player           | pos. | ab        | r         | h        | rbi       | bb       | so       | po        | a        | lob      |
|------------------|------|-----------|-----------|----------|-----------|----------|----------|-----------|----------|----------|
| Reagan Johnson   | cf   | 2         | 2         | 2        | 2         | 1        | 0        | 3         | 0        | 0        |
| Nia Carter       | rf   | 3         | 2         | 2        | 1         | 0        | 0        | 2         | 0        | 1        |
| Bri Ellis        | 1b   | 1         | 1         | 1        | 2         | 2        | 0        | 3         | 0        | 0        |
| Cylie Halvorson  | 2b   | 3         | 0         | 0        | 0         | 1        | 0        | 0         | 1        | 0        |
| Hannah Gammill   | 3b   | 3         | 1         | 1        | 1         | 0        | 0        | 0         | 0        | 0        |
| Kennedy Miller   | c    | 1         | 0         | 0        | 1         | 0        | 0        | 4         | 0        | 0        |
| Kylie Brockman   | ph   | 1         | 0         | 0        | 0         | 0        | 1        | 2         | 0        | 0        |
| Hannah Camenzind | lf   | 2         | 2         | 1        | 1         | 1        | 0        | 0         | 0        | 0        |
| Rylee Cloud      | dp   | 2         | 2         | 1        | 3         | 1        | 0        | 0         | 0        | 0        |
| Spencer Prigge   | ss   | 1         | 2         | 1        | 0         | 1        | 0        | 1         | 0        | 0        |
| Robyn Herron     | p    | 0         | 0         | 0        | 0         | 0        | 0        | 1         | 0        | 0        |
| <b>Totals</b>    |      | <b>19</b> | <b>12</b> | <b>9</b> | <b>11</b> | <b>6</b> | <b>3</b> | <b>15</b> | <b>1</b> | <b>2</b> |

#### Arkansas

| Player                 | ip  | h | r | er | bb | so | ab | bf |
|------------------------|-----|---|---|----|----|----|----|----|
| Robyn Herron W, (11-8) | 5.0 | 2 | 2 | 2  | 0  | 6  | 17 | 17 |

### Ole Miss 2 (29-24,6-17)

| Player          | pos. | ab        | r        | h        | rbi      | bb       | so       | po        | a        | lob      |
|-----------------|------|-----------|----------|----------|----------|----------|----------|-----------|----------|----------|
| Jalia Lassiter  | cf   | 2         | 0        | 0        | 0        | 0        | 2        | 2         | 0        | 0        |
| Jaden Pone      | lf   | 2         | 0        | 0        | 0        | 0        | 1        | 3         | 0        | 0        |
| Paige Smith     | 1b   | 2         | 0        | 0        | 0        | 0        | 2        | 0         | 0        | 0        |
| Aynslee Furbush | dp   | 2         | 1        | 1        | 0        | 0        | 0        | 0         | 0        | 0        |
| Angelina DeLeon | 2b   | 2         | 1        | 1        | 1        | 0        | 1        | 2         | 0        | 0        |
| Lexie Brady     | c    | 2         | 0        | 0        | 0        | 2        | 3        | 0         | 0        | 0        |
| Delaney Rummell | 3b   | 2         | 0        | 0        | 0        | 0        | 0        | 0         | 0        | 0        |
| Jamie Mackay    | rf   | 1         | 0        | 0        | 0        | 0        | 1        | 0         | 0        | 0        |
| Taylor Malvin   | ph   | 1         | 0        | 0        | 0        | 1        | 0        | 0         | 0        | 0        |
| Ryan Starr      | ss   | 1         | 0        | 0        | 0        | 0        | 0        | 1         | 0        | 0        |
| Brianna Lopez   | p    | 0         | 0        | 0        | 0        | 0        | 0        | 0         | 0        | 0        |
| Catelyn Riley   | p    | 0         | 0        | 0        | 0        | 0        | 0        | 0         | 0        | 0        |
| <b>Totals</b>   |      | <b>17</b> | <b>2</b> | <b>2</b> | <b>2</b> | <b>0</b> | <b>6</b> | <b>12</b> | <b>3</b> | <b>0</b> |

#### Ole Miss

| Player                 | ip  | h | r | er | bb | so | ab | bf |
|------------------------|-----|---|---|----|----|----|----|----|
| Brianna Lopez L, (6-4) | 3.0 | 3 | 5 | 3  | 3  | 10 | 14 | 14 |
| Aynslee Furbush        | 0.0 | 3 | 4 | 4  | 1  | 0  | 3  | 4  |
| Catelyn Riley          | 1.0 | 3 | 3 | 3  | 2  | 0  | 6  | 8  |

### THE LAST SERIES

May 3, 2024 (Fayetteville, Ark.)

| SCORE    | 1 | 2 | 3 | 4 | 5 | 6 | 7 | - | R | H | E |
|----------|---|---|---|---|---|---|---|---|---|---|---|
| Ole Miss | 1 | 0 | 0 | 0 | 0 | 3 | 2 | - | 6 | 8 | 0 |
| Arkansas | 0 | 0 | 0 | 0 | 0 | 0 | 0 | - | 0 | 3 | 2 |

Time | 2:05  
Attendance | 2,800

#### Arkansas 0 (35-14,13-9)

| Player          | pos. | ab | r | h | rbi | bb | so | po | a | lob |
|-----------------|------|----|---|---|-----|----|----|----|---|-----|
| Reagan Johnson  | cf   | 3  | 0 | 1 | 0   | 0  | 0  | 0  | 0 | 0   |
| Nia Carter      | rf   | 2  | 0 | 0 | 0   | 1  | 0  | 1  | 0 | 0   |
| Bri Ellis       | 1b   | 2  | 0 | 0 | 0   | 1  | 1  | 12 | 1 | 0   |
| Cylie Halvorson | 2b   | 2  | 0 | 1 | 0   | 0  | 0  | 1  | 3 | 0   |
| Hannah Gammill  | 3b   | 3  | 0 | 0 | 0   | 2  | 0  | 2  |   |     |

## POWER IN THE PORTAL

Since taking over the program in 2016, head coach Courtney Deifel and her coaching staff have had tremendous success in the recruitment of players through the transfer portal.

>> Deifel has made 22 transfer portal additions during her time at Arkansas. Six Razorbacks on the 2025 roster arrived in Fayetteville by way of the transfer portal: Reis Beuerlein (2024, Mississippi State), Courtney Day (2025, Texas), Karlie Davison (2025, Utah), Bri Ellis (2024, Auburn), Carlee Ratcliff (2024, Texas) and Kailey Wyckoff (2025, Texas Tech).

Transfers under Courtney Deifel have accounted for:

- >> 8 NFCA All-America selections
- >> 14 NFCA All-Region honors
- >> 12 All-SEC Selections
- >> 1 SEC Player of the Year (*KB Sides*)
- >> 1 SEC Pitcher of the Year (*Chenise Delce*)

>> 11 of the 18 portal additions under Deifel that completed a season at Arkansas, experienced an increase in both wins and winning percentage in their first season as a Hog compared to their last at their previous program.

>> 11 of the Razorbacks' 14 transfer position players set single-season career highs in at least one offensive statistical category while eight set single-season career highs in four or more offensive categories.

## BRI BOMBS

Bri Ellis is one of the most heralded sluggers in the nation in 2025. She is batting .521 with 11 home runs, 33 RBI, 64 total bases, 25 runs scored while posting a 1.333 slugging percentage and a .658 OBP. While her 59 career home runs are the most among all active D1 players.

- >> During the Wooo Pig Classic, Ellis hit .500 and posted a .778 on-base percentage, reaching base 14 times while only registering eight official at-bats. Ellis hit two home runs while drawing nine walks, five of which came intentionally (Feb. 28-March 2).
- >> She batted .538 with two home runs, four RBI and seven hits during the Hogs' 4-1 weekend at the Mary Nutter Collegiate Classic (Feb. 20-22).
- >> Ellis had a career weekend during the Razorbacks 5-0 showing at the LA Tech Classic (Feb. 14-16). The senior first baseman batted .667 with eight hits, three doubles, four home runs, 15 RBI, seven runs scored and five walks while posting a 1.917 slugging percentage and .722 on-base percentage. She recorded four multi-hit and four multi-RBI games. Seven of Ellis' eight hits went for extra bases and she did not strikeout once during her 18 plate appearances in the five contests.
- >> In a 12-4 (6 inn.) win over Southern Miss, the right-handed slugger drove in a career-high five runs courtesy of a three-run home run and a two-run home run. The two-homer performance marked her fourth career multi-home run game and was her first as a Razorback.
- >> She was named SEC Player of the Week (Feb. 17) and National Player of the Week by D1 Softball.
- >> In a 12-4 (6 inn.) win over Southern Miss, the right-handed slugger drove in a career-high five runs courtesy of a three-run home run and a two-run home run. The two-homer performance marked her fourth career multi-home run game and was her first as a Razorback (Feb. 15).
- >> In a 2-1 win over San Diego, Ellis had a bases-loaded walk-off RBI single to deep right-centerfield. She also hit a two-run home run in a 9-1 (6 inn.) win over Bradley earlier in the day (Feb. 8).
- >> Ellis blasted a solo home run in her first at-bat of the season at Texas State on Feb. 6, 2025 and then followed it up the next day with a two-run blast in the record-breaking 23-0 win over Lipscomb (Feb. 7).
- >> She led Arkansas in slugging percentage (.651), on-base percentage (.444), runs scored (36), home runs (14), RBI (47) and total bases (97) in 2024 while earning first-team SEC and NFCA All-Region honors and being named a Second-Team NFCA All-American.

## HOME SWEET BOGLE

Bogle Park was the place to be in 2024, as a program-record 97,744 fans walked through the gates. All 10 of Bogle Park's all-time top 10 single-game attendance marks were also set in 2024. Arkansas played in front of home crowds of 3,000+ in 21 of its 27 regular season games at Bogle Park.

>> Arkansas is just one of three programs to rank in the top five in single-season attendance every year since COVID, joining the likes of Alabama and LSU.



Arkansas' transfer portal class ranked No. 9 in the country, per D1Softball on Aug. 20, 2024, prior to the signing of Texas transfer and 2022 WCWS All-Tournament performer Courtney Day.

>> The Razorbacks have ranked in the top three nationally in total home attendance in back-to-back seasons and have finished in the top five in national total attendance in each of their past five seasons at Bogle Park.

>> On May 4, 2024, Arkansas broke its single-game attendance record, with 3,900 in attendance for game three vs. Ole Miss.

>> In 2024, the Hogs have accumulated the third-highest cumulative attendance across NCAA softball (89,982). Arkansas averaged 3,333 fans per game.

>> Bogle Park hosted the highest attended SEC Softball Tournament in 2023 with 16,937 in the stands May 9-13, shattering Florida's previous record of 13,201 in 2022.

>> Between the 2022 and 2023 campaigns, Bogle Park drew crowds of 3,000+ 16 separate times.

>> Since its gates opened in 2009, Bogle Park has welcomed 456,428 fans through the turnstiles. Of those 456,428 fans 371,659 (81.42%) have come during head coach Courtney Deifel's tenure (2016-present).

>> Bogle Park was recognized by the National Fastpitch Coaches Association (NFCA) as the Netting Professionals/NFCA D1 Field of the Year in 2022.

## MILLER TIME

Sophomore catcher Kennedy Miller quickly established herself as one of the best freshmen in the country during the 2024 season.

>> Named a D1 Softball and Softball America Freshman All-American in addition to being named a Top-25 Finalist for the TUCCI/NFCA Freshman of the Year and earning NFCA First-Team All-South Region honors.

>> Miller started 52 games at catcher, batting .331 with 45 hits, eight home runs, five doubles, two triples, nine walks, 36 RBI and 23 runs scored. She finished second on the team in batting average and fourth on the team in home runs while ranking second on the team in multi-hit games (14) and recording eight multi-RBI games.

>> Her eight home runs were the most by an Arkansas freshman since Kacie Hoffman also belted eight in 2022.

>> Defensively, Miller committed only one error behind the plate in 310 chances for a .997 fielding percentage while also throwing out five would-be base stealers

## THE HEAD HOG

Head coach Courtney Deifel is the program's all-time wins leader.

## WINNINGEST ARKANSAS HEAD COACHES

| Rank | Coach             | Record    | Years      | NCAA Appearances |
|------|-------------------|-----------|------------|------------------|
| 1.   | Courtney Deifel   | 334-167   | 2016-pres. | 7                |
| 2.   | Carrie Dever-Boaz | 244-274-1 | 1997-2004  | 2                |
| 3.   | Mike Larabee      | 149-181   | 2010-2015  | 2                |
| 4.   | Jamie Pinkerton   | 130-179   | 2005-2009  | 2                |

>> Deifel has won 334 games through 10 seasons at the helm in Fayetteville. In the previous nine years before Deifel, Arkansas only won 234 contests. From 2003-2015 (13 seasons), Arkansas had only won 321 games.



## PRESEASON PRESENCE

>> Senior first baseman Bri Ellis and junior utility star Kailey Wyckoff garnered many preseason honors ahead of the 2025 season.

>> Both were named preseason All-SEC in a vote by the league's coaches on Jan. 30. They also were named Preseason Top 100 players by both Softball America and D1Softball.

>> Wyckoff earned Preseason Second-Team All-America honors from D1Softball at the utility position.

## THE FRIENDLY CONFINES

>> Since 2017, Arkansas is 155-41 (.789) at Bogle Park during the regular season.

>> Arkansas is 184-71 (.719) at Bogle Park since Courtney Deifel took over the program in 2016.

## MEUCHEL IS MASTER OF DEFENSE

>> Assistant Coach Matt Meuchel joined the Razorbacks' coaching staff prior to the 2017 season and completed his eighth season in Fayetteville in 2024. Meuchel is one of the sport's leaders in analytics and also coordinates the Razorbacks defense. All five of the Hogs' top-five single-season fielding percentages have come under his watch.

>> Arkansas has posted a program-record .989 fielding percentage this season with just five errors in 470 chances through 20 games. The Hogs' .989 fielding percentage ranks second nationally.

>> In 2024, Meuchel and assistant coach Danielle Gibson helped guide Arkansas to a program-record .978 fielding percentage which led the SEC and ranked ninth nationally.

## SOOIE SPINNERS

>> The Razorbacks own a 2.05 ERA this season while striking out 143 batters and limiting opponents to a .173 batting average in 119.1 innings pitched.

>> Arkansas has registered 39 shutouts since the start of the 2023 season. The Razorbacks are one of only nine programs to rank in the top 20 nationally in shutouts in 2023 and 2024, joining the likes of Oklahoma, Boston, Oklahoma State, Tennessee, Stanford, Alabama, South Dakota State and Cal State Fullerton.

>> Arkansas entered the week ranked 13th nationally with seven shutouts this season and ranked 19th nationally in shutouts in 2024 with 14 and 17th nationally in 2023 with 17.

>> The Razorbacks have posted 11+ shutouts in each of the last four seasons, one of just 16 programs nationally to accomplish the feat.

## BOGLE BOMBERS

The long ball has been a staple in the success of Arkansas Softball during the Courtney Deifel era (2016-present).

>> Arkansas has hit 564 home runs since Deifel took over the helm in 2016 which accounts for 50.9% of home runs in program history. In the 10 years prior to Deifel's arrival, Arkansas teams belted 437 round trippers.

>> Entering the week, the Razorbacks' 552 home runs since 2017 rank second among SEC members during that time span and third among current SEC members trailing only Oklahoma (891) and Georgia (605).

>> Six of the Hogs' single-season top-10 home run marks have been accomplished during Deifel's tenure, including the three best in program history (2022: 109, 2021: 95, 2023: 69).

>> The Razorbacks' program record 109 home runs in 2022 were the second-most by a team in a single-season in SEC history.

## ROAD HOGS

Since 2020, the Razorbacks have excelled on the road with a record of 58-20 (.753) which is the second-best mark of all current SEC members, trailing only Oklahoma (65-6, .915).

>> With Arkansas' road series victory at No. 7 LSU on April 26-28, 2024, the Hogs have won 15 of their last 16 SEC road series which is the best mark among all SEC members during that time span (2021-present).

>> From 1997-2020, the program had only won 17 SEC road series. Over the last four seasons, Arkansas has won 15 conference road series to go along with two SEC Titles.

>> The Hogs recorded two top-10 ranked SEC road series wins last season and have accounted for three top-10 road series wins in league play over the past three seasons.

>> Additionally, Arkansas has posted a 79-28 (.738) record in the Courtney Deifel era (2016-present) in neutral site games.



## AMONG THE ELITE

>> The Razorbacks have been ranked in the Top 25 of the NFCA Coaches poll for a program-best 76 consecutive weeks dating back to the start of the 2020 season. Arkansas is one of seven programs nationally to have appeared in the Top 25 of every NFCA Coaches Poll since the start of the 2020 season, joining Oklahoma, Florida, UCLA, Oklahoma State, Alabama and Florida State.

## RAES

>> Reagan Johnson is the all-time program leader in career batting average at .377 while ranking sixth in career on-base percentage (.424), eighth in career triples (6) and sixth in career stolen bases (43).

>> Johnson entered the 2025 season as one of six active Division I players with 73+ hits in each of the previous two seasons, joining D'Auna Jennings (Duke), Kendra Falby (Florida), Korbe Otis (Florida), Mia Scott (Texas) and Paige Rocha (SIU-Edwardsville). Of the six players to accomplish the feat, Johnson and Jennings are the only non-seniors entering the 2025 season.

>> Johnson is the only Razorback in program history with multiple 70+ hit seasons with 73 in 2024 and 79 in 2023. In 2024, she became one of four Razorbacks in program history to post an on-base percentage of .426 or better while registering 70+ hits in a season, joining Danielle Gibson (2022), KB Sides (2022) and Hannah McEwen (2019).

>> She earned First-Team All-SEC and NFCA First-Team All-South Region in 2024 after batting a team-best .380 with 73 hits, four doubles, one triple, 11 RBI, 35 runs scored and 79 total bases to go along with a team-high 12 stolen bases. She ranked fourth in the SEC and 33rd nationally in hits (73) in addition to ranking fifth among all SEC players in batting average (.380).

>> Her sophomore year batting average of .380 and her freshman year average of .378 rank sixth and seventh respectively in the Arkansas single-season record books while her 79 hits as a freshman and 73 hits as a sophomore were the third and fourth-most by a Hog in a single season.

>> She batted a team-best .388 (66-170) against right-handed pitchers in 2024.

>> Johnson owns a career batting average of .379 (36-95) with runners in scoring position, posting averages of .438 (14-32) and .413 (19-46) in 2024 and 2023 respectively.

>> Johnson is 43-47 in stolen base attempts during her career-which is good for fifth all-time in program history.

>> The Karnes City, Texas product checked in at No. 73 overall and ranked 27th among outfielders in the Softball America Preseason Top 100 Players List on Jan. 6.

## MILESTONE TRACKER

>> Raigan Kramer is a walk away from ranking eighth in program history in career walks.

>> Reagan Johnson needs 11 more stolen bases to move into a tie for the fourth most all-time by a Razorback in their collegiate career.

## RUN-RULING RAZORBACKS

>> Arkansas is tied for the national lead in run-rule victories this season (15) with Florida.

>> It marked the sixth time in program history that Arkansas had accomplished 10+ run rule wins and this year's squad was the fastest team to 10+ run-rule wins in program history.

| Year | Run-Rule W | 10th W (Game) |
|------|------------|---------------|
| 2014 | 16         | 16th          |
| 2022 | 15         | 34th          |
| 2025 | 15         | 15th          |
| 2023 | 14         | 34th          |
| 2017 | 11         | 46th          |
| 2013 | 10         | 21st          |

## THE BASH SISTERS

>> UTL Courtney Day (33) and 1B Bri Ellis (33) have combined for more RBI (66) than 147 Division I programs this season, entering this week. Individually, they each have more RBI than 42 DI programs.

>> Day and Ellis are the only teammates to rank in the top 5 in RBI nationally.

## PUTTING UP NUMBERS

>> Senior first baseman Bri Ellis is off to one of the most impressive starts at the plate in modern NCAA Softball history.

>> Her .686 OBP is the second highest by an NCAA DI player through March 2 since 2012 (Min. 40 AB) trailing only Sydney McKinney of Wichita State who posted a .741 OBP in 2023.

>> The Houston product enters the week ranked among the Top 10 nationally in on-base percentage (1st, .686), RBI per game (5th, 1.74), total bases (5th, 64), slugging % (2nd, 1.422), RBI (5th, 33) and HR (2nd, 11).

>> Through the first 20 games, her .556 batting average and .686 on-base percentage were program records (Min. 40 AB) while her 11 home runs rank third and 33 RBI rank second trailing only Nicole Schroeder drove in 40 runs in 57 at-bats during the 2017 season.

>> Through the first 10 games of the season Ellis is the only player nationally to have equal or more RBI than at-bats through the first 10 games of the season since at least 2015 (min of 20 AB).

>> Her .583 batting average, seven home runs and 24 RBI were a program record through the first 10 games of a season (Min. 15 AB). The previous program best for HR and RBI through the first 10 games of a season was Linnie Malkin, who hit six homers and drove in 21 runs in 2021.

## PB12 IN GOOD COMPANY

Freshman Pitcher Payton Burnham has wasted no time frustrating opposing hitters beginning her Arkansas career with a 5-1 record and 32 strikeouts in 29.1 innings pitched. While limiting opposing hitters to a .147 batting average and posting a 1.67 ERA.

>> She was the first Razorback freshman to start her career 4-0 in the circle since Autumn Storms did so in 2017.

>> She became the first freshman pitcher to record a win in her first two pitching appearances since Mary Haff in 2018 with wins over Bradley

and San Diego at the Texas State Tournament (Feb. 7-8).

>> Burnham struck out eight batters while allowing just one run on three hits and one walk during her 6.1 innings pitched in a 3-1 win over Bradley (Feb. 7). A day later, she spun two perfect innings of relief against San Diego while striking out two batters in a 2-1 win.

>> She became just the 11th freshman Arkansas pitcher to post 8+ strikeouts in a game after fanning eight batters against Bradley (Feb. 7).

## MISS VERSATILITY

Arkansas continued its multi-year run of major portal additions in the summer of 2024 with the addition of Texas Tech Transfer Kailey Wyckoff.

>> Wyckoff is currently batting .356 this season with 21 hits, five doubles, three home runs and 17 RBI while posting a .468 OBP. She reached base in each of the first 14 games this season.

>> The Katy, Texas native hit a walk-off two-run homer in a run-rule win over Iowa during the opening game of the Wooo Pig Classic (Feb. 28).

>> Down to her final strike of the game, Wyckoff kept Arkansas alive in a 2-1 walk-off win over San Diego by singling up the middle on the ninth pitch of her at-bat to drive in Raigan Kramer from second before Arkansas won the game two batters later courtesy of a Bri Ellis SAC fly (Feb. 8).

>> In her Arkansas debut, at Texas State, Wyckoff blasted a solo home run to right field in the top of the sixth inning. (Feb. 6)

>> During her two seasons at Texas Tech, Wyckoff appeared all over the field for the Red Raiders with nine or more starts at five different positions. She appeared in 51 games at catcher, 24 games in right field, 12 games in left field, 10 games at designated player and nine games at first base.

>> Entering 2025, her career batting average of .400 ranks fourth among all players with multiple seasons of collegiate playing experience at the Power 4 level and 15th nationally among all Division I players.

>> Wyckoff garnered a plethora of preseason recognition from numerous publications. She was named a Top 100 player from both DI Softball and Softball America. On Jan. 22 she was named a Preseason Second-Team All-American at the utility position from DI Softball and was ranked as the No. 3 utility player in the DI Softball position rankings.

>> In 2024 she posted a .407 batting average with 12 doubles, seven home runs and a career-high 35 RBI to earn First-Team All-Big 12 honors. She also recorded 15 multi-hit games and a team-best 24-game reached base streak.

>> As a true freshman in 2023 she became just the second individual conference award winner in Texas Tech history along with earning Second-Team All-Big 12 recognition. She hit .393 with a .740 slugging percentage thanks to 17 doubles, nine home runs, five triples and 31 RBI. She also posted 14 multi-hit games with 10 multi-RBI games.

## HOGS HAVE A DAY

Arkansas finalized its 2024 roster with the addition of Texas transfer Courtney Day on Dec. 9, 2024.

>> Day has made a statement in her return to college softball after sitting out the 2024 season after transferring from Texas. Day is batting .400 with eight home runs, 20 hits,

16 runs scored and 33 RBI while drawing 10 walks and posting an impressive 1.020 slugging percentage and a .508 on-base percentage.

>> During the Wooo Pig Classic (Feb. 28-March 2) she drove in 15 runs while posting a .615 batting average, 1.462 slugging percentage and .667 OBP with eight hits, three doubles, two homers, a triple four walks and five runs scored.

>> Day drove in a career-high six runs while hitting a grand slam in a 12-4 win over Illinois (Feb. 28). She became the first Hog to drive in 6+ runs in a game since Rylin Hedgecock drive in seven in a win over Kentucky on April 22, 2023.

>> She belted her sixth home run of the season in a win over Loyola Marymount (Feb. 21)

>> Day smashed her fourth home run of the season courtesy of a three-run shot in the third innings of a win over ULM (Feb. 14). Later in the day, she doubled and drove in a run during a 9-1 win over LA Tech (Feb. 9).

>> During a 9-1 win over Bradley (Feb. 8), Day went 2-4 and hit a pair of two-run home runs to register her fourth career multi-HR games and the 62nd in program history. Day registered her first multi-HR game as a Hog in just her third game at Arkansas. She was the fastest Razorback newcomer to record a multi-HR game in program history (freshman and transfers included).

>> Day blasted a two-run home run to right field in the top of the fifth inning during a 23-0 win over Lipscomb (Feb. 7). It was her first home run as a Razorback and her first home run in 684 days since she hit a two-run home run on March 26, 2023 while at Texas.

>> Day initially transferred to Ole Miss following the 2023 season but did not play.

>> She is the third Razorback to transfer from Texas in program history, joining Taylor Ellsworth (2021) and Carlee Ratcliff (2023), who was Day's roommate at Texas in 2022.

>> During her four seasons in Austin (2020-23), Day posted a .317 batting average and .395 on-base percentage with 120 hits, 22 doubles, two triples, 26 home runs, 63 runs scored, 44 walks and 91 RBI through 176 games played. She has registered 23 multi-hit games and 24 multi-RBI games during her collegiate career.

>> Day owned a 2.45 earned run average and 47 strikeouts in 68.2 innings pitched while with the Longhorns.

## HOGS OUTHITTING THE OPPOSITION

Outhitting the opposition has been a major trademark in the Courtney Deifel era (2016-present) for Arkansas.

>> The Razorbacks hold a 268-25 record when outhitting opponents under Deifel, including a 165-8 mark since 2020.

| Year         | W          | L         | %           |
|--------------|------------|-----------|-------------|
| 2025         | 19         | 0         | 1.000       |
| 2024         | 29         | 2         | .935        |
| 2023         | 35         | 2         | .946        |
| 2022         | 38         | 1         | .974        |
| 2021         | 31         | 1         | .969        |
| 2020         | 15         | 2         | .882        |
| 2019         | 32         | 4         | .889        |
| 2018         | 32         | 4         | .889        |
| 2017         | 26         | 4         | .867        |
| 2016         | 11         | 5         | .688        |
| <b>TOTAL</b> | <b>268</b> | <b>25</b> | <b>.914</b> |



**ROB CAN SPIN IT**

Robyn Herron owns a 6-1 record, 0.92 ERA and team-best 52 strikeouts in 38.0 innings pitched in 2025 while limiting opposing hitters to a .117 batting average.

>> Herron entered the week, leading the country in hits allowed per 7 inn. (1.91), while ranking 3rd in ERA (0.42), 8th in shutouts (3) and 6th in WHIP (0.64). She is one of only two pitchers nationally to rank in the Top 10 of those four categories, joining Erin Nuwer of Tennessee.

>> She has carried a no-hitter into the fifth inning in each of her previous four starts. Most recently she threw five shutout innings while striking out six on her way to her sixth win of the season against Iowa (Feb. 28).

>> On Feb. 20, Herron spun a complete-game one hit shutout against Cal State Fullerton, while carrying a no-no to the fifth and final inning.

>> On Feb. 17, Herron threw the 12th no-hitter in program history in a 10-0 (5 inn.) win over ULM. She struck out a season-high 11 batters during her no-hit performance against ULM to improve to 3-0 on the season. The southpaw struck out the side to open and end the game. Only three ULM batters reached base during the contest, two by way of walks in the second and fourth inning, respectively, in addition to a dropped third strike with two outs in the fourth.

>> Herron appeared in 29 games while making 19 starts and posting a 12-9 record with a team-best 143 strikeouts in 125.1 innings pitched. Her 1.62 ERA ranked 25th nationally and third among SEC pitchers. She also ranked 40th nationally with five shutouts during the 2024 season while posting three 10+ strikeout games.

>> She is one of just seven returning pitchers nationally who ranked in the Top 25 in ERA and Top 40 in shutouts during the 2024 season, joining Nijaree Canady (Texas Tech), Maddia Groff (Omaha), Karlyn Pickens (Tennessee), Kasey Ricard (Boston), Alivia Wilken (North Alabama) and Isabella Smith (Oklahoma).

>> Herron became the second pitcher in program history to throw a seven-inning perfect game while striking out a season-high 11 batters on just 86 pitches in a 7-0 win over Illinois State on Feb. 24, 2024, joining Mary Haff as the other Razorback to accomplish the feat.

>> She joins Mary Haff (3) as the only Razorback pitcher to toss multiple no-hitters.

>> Her nine 10+ strikeout games are the third-most in program history, trailing only Katy Henry (2005-08, 14) and Mary Haff (2018-22, 16).

>> Herron ranked in the Top 10 in the Arkansas single-season program record books in 2024 in multiple categories including, opponent batting average against (.171, 2nd), shutouts (6, T-10th) and strikeouts/7 IP (7.99, 5th).

**RAKING AT THE PLATE**

>> Entering this weekend, Arkansas ranks among the nation's leaders in numerous categories including doubles (4th, 42), RBI (5th, 168), runs per game (3rd, 9.25), slugging percentage (3rd, .688), home runs (9th, 33), sacrifice flies (1st, 15), walks (4th, 106), and on-base percentage (2nd, .489).

>> Through 20 games, this year's Arkansas team ranked among the top three in program history in batting average (T-1st, .371), runs (1st, 185) slugging percentage (1st, .688), on-base percentage (1st, .489), doubles (1st, 42), hits (3rd, 182), sacrifice flies (1st, 15), HR (T-3rd, 33rd), base on balls

(2nd, 106) and hit-by-pitch (T-3rd, 21).

>> Arkansas owns a .489 on-base percentage. Three of the Razorbacks' starters own an .OBP of .500+ while all nine starters own an on-base percentage of .400+.

>> In hitting coach DJ Gasso's first season in Fayetteville, Arkansas struck out a program-low (COVID season not included) 192 times in 1,408 at-bats during the regular season, bettering the previous program record of 204, which was set in 2014 by 12.

**THE LEGEND OF JIMMY**

Senior OF Raigan Kramer has one of the more unique nicknames in college softball, since before arriving in Fayetteville, Kramer is known as Jimmy to her teammates and coaches.

>> "I tried out for a team in 2018 and the coaches didn't know who I was," Kramer said in a 2020 interview. "All they knew was that I was #99. Supposedly, they knew someone who was #99 named Jimmy that they used to play men's fastpitch with. From then on out that's who I was. It just stuck. I'm almost positive some of the younger girls that were in our organization have no idea that my name is not actually Jimmy."

>> The Topeka, Kan., native is one of the most experienced Razorback on the team with 161 games played and 131 career starts in her Arkansas career.

>> She is batting .450 with 18 hits, 21 runs scored, three doubles, one home runs, 11 RBI and 13 walks in addition to posting a .571 on-base percentage.

>> Kramer is one of the most disciplined hitters in program history and is currently ranked 9th in program history in career walks with 79. She is three walks shy of moving into 9th all-time in the career walks category of the Arkansas record books.

>> She is one of 10 active players nationally entering the 2025 season having registered 32+ walks in each of the previous two seasons.

>> Kramer joins Devon Wallace (2011-2014) as the only player to draw 30 or more walks in back-to-back seasons with 32 walks in 2024 and 39 walks in 2023.

**HITTIN' HOGS**

>> Arkansas has posted a 190-20 overall record when registering 10 or more hits in a single game since 2006, including a 114-11 mark under Courtney Deifel.

>> The Razorbacks are 9-0 this season and posted 9-1 record in 2024 when registering 10+ hits and have won 66 of their past 70 contests when accomplishing the feat since 2020.

**DISCIPLINED DUO**

>> 1B Bri Ellis and OF Raigan Kramer became the seventh pair of Arkansas teammates in the past 20 years to register 30+ walks in the same season in 2024.

**RAZORBACKS REPRESENTING THE USA**

Arkansas freshmen Ella McDowell and Cam Harrison helped guide the U.S. U-18 Women's National Team (WNT) to a first-place finish in the World Baseball Softball Confederation (WBSC) U-18 World Cup Group C Stage Event as team USA posted a perfect 6-0 record on Aug. 29-Sept. 2, 2024 in their final action as U-18 team members.

>> McDowell was named the most outstanding player of the event after posting an impressive

| RECORD BY DATE (2025) |                  |             |
|-----------------------|------------------|-------------|
| DATE                  | RECORD           | WIN %       |
| F6                    | 2-1              | .667        |
| F7                    | 6-7              | .462        |
| F8                    | 18-3             | .857        |
| F9                    | 13-3             | .813        |
| F14                   | 7-6              | .538        |
| F15                   | 8-9              | .471        |
| F16                   | 13-4             | .764        |
| F20                   | 17-11            | .577        |
| F21                   | 19-6             | .750        |
| F22                   | 13-3             | .764        |
| F28                   | 13-8             | .619        |
| <b>FEB</b>            | <b>278-149</b>   | <b>.651</b> |
| DATE                  | RECORD           | WIN %       |
| M1                    | 15-5             | .722        |
| M2                    | 10-10            | .500        |
| M7                    | 7-9              | .438        |
| M8                    | 4-13             | .235        |
| M9                    | 9-5              | .643        |
| M14                   | 6-13             | .316        |
| M15                   | 4-6              | .400        |
| M16                   | 10-18            | .357        |
| M18                   | 10-11            | .476        |
| M22                   | 8-15             | .348        |
| M23                   | 10-5             | .667        |
| M24                   | 8-10             | .444        |
| M28                   | 5-8              | .385        |
| M29                   | 7-12             | .368        |
| M30                   | 4-8              | .333        |
| <b>MARCH</b>          | <b>270-298</b>   | <b>.476</b> |
| DATE                  | RECORD           | WIN %       |
| A4                    | 7-5              | .583        |
| A5                    | 4-13             | .307        |
| A6                    | 5-18             | .277        |
| A7                    | 9-9              | .500        |
| A11                   | 8-4              | .666        |
| A12                   | 9-4              | .692        |
| A13                   | 5-8              | .384        |
| A15                   | 8-4              | .666        |
| A18                   | 12-8             | .600        |
| A19                   | 11-9             | .550        |
| A25                   | 5-7              | .417        |
| A26                   | 9-10             | .474        |
| A27                   | 4-9              | .307        |
| <b>APRIL</b>          | <b>232-250-1</b> | <b>.481</b> |
| DATE                  | RECORD           | WIN %       |
| M1                    | 5-5              | .500        |
| M2                    | 3-4              | .429        |
| M3                    | 9-9              | .500        |
| M6                    | 1-8              | .111        |
| M7                    | 3-6              | .333        |
| M8                    | 3-5              | .375        |
| M9                    | 1-4              | .200        |
| M10                   | 1-3              | .250        |
| <b>MAY</b>            | <b>69-89</b>     | <b>.437</b> |

\*- Months reflect entire record of month in program history not just dates in which games are scheduled this season.



.733 batting average and .750 on-base percentage with 11 hits, two doubles, two home runs, eight RBI, and a walk. The Richmond, Texas native also posted a perfect 1.000 fielding percentage with two putouts and eight assists while playing third base. McDowell led all players in the event in five statistical categories, including batting average (.733), home runs (2), on-base percentage (.750), slugging percentage (1.267) and on-base plus slugging percentage (2.017).

>> Harrison was dominant in her two outings in the circle, posting a 1.00 earned run average with four strikeouts and three hits allowed in seven innings pitched. She picked up a six-inning complete-game victory in a 9-1 win over Canada on Aug. 30., striking out two and allowing just three hits. The Katy, Texas, product followed up her complete game with a 1-2-3 inning of relief that featured two strikeouts in a 7-0 win over the Philippines on Sept. 1.

### WELCOME BACK TO THE CIRCLE COURTNEY

>> Courtney Day made her first pitching appearance since June 9, 2022 (997 days) on Sunday during the fifth inning of a 13-2 victory over Missouri State.

>> Day pitched a scoreless inning, allowing just one hit in addition to registering an inning-ending strikeout.

>> The 997 days between pitching appearances was the second-longest duration between appearances nationally this season, trailing only Tatum Clopton who had a streak of 1,057 days before making an appearance on Feb. 8.

### 10K WILL PLAY

>> Arkansas is 77-10 all-time when an individual pitcher records 10+ strikeouts in a single game.

>> Under Deifel (2016-present), Arkansas is 37-3 when an individual pitcher registers 10+ strikeouts in a game.

>> Robyn Herron leads all current Razorbacks with nine games of 10+ strikeouts.

### KEEP 'EM IN THE YARD

>> Arkansas has limited opponents to no home runs in 304 games during the Courtney Deifel era (2016-present) which accounts for 54.8% of all games during Deifel's tenure. In the 304 games in which Arkansas has not allowed a home run they have posted a record of 239-65 (.786).

### UTES TO HOGS

>> Arkansas assistant DJ Gasso, second baseman Karlie Davison and Mariah Lopez all helped lead Utah to a College World Series appearance in 2022 while at Utah.

### THIS IS FAMILIAR

>> Courtney Day initially transferring to Ole Miss following the 2023 season but did not play for the Rebels and sat out the entirety of last year.

>> Ole Miss Graduate Assistant Cylie Halvorson played at Arkansas from 2023-2024 where she was a First-Team NFCA All-Region and Second-Team All-SEC selection both years.

### SEC OPENER RUNDOWN

>> Arkansas is 8-4 in its opening SEC series since 2021 with a 4-3 mark in openers on the road in that time span.



Carlee Ratcliff and Courtney Day roomed together at Texas in 2022.

### DAYTIME DOMINANCE

>> Arkansas has posted a record of 246-114 (.681) in day games (Prior to 5 p.m.) under head coach Courtney Deifel (2016-present)

>> Since 2021 the Razorbacks are 130-42 (.751) in daytime contests.

### ROOMIES REUNITED

>> Courtney Day and Carlee Ratcliff are no strangers as both played together at Texas from 2021-22 and were roommates together during the 2022 season.

>> Ratcliff who enters her second season as a Razorback was the one who initially reached out to the Arkansas coaching staff with the news that Day had entered the portal.

### HAVING FUN WITH MULTIPLE HOME RUNS

>> Arkansas is 56-7 all-time when a Razorback player hits multiple home runs in a single game, including a 41-2 mark in the Courtney Deifel era.

>> The Razorbacks are on a 32-game win streak when having a player hit multiple home runs in a single game, dating back to Feb. 20, 2021, when Linnie Malkin started the streak by belting a solo home run and a two-run shot in a 6-4 14-inning win at McNeese. Malkin's two-run homer in the top of the 14th ended up accounting for the winning runs in the victory.

>> Active Razorbacks on the 2025 roster have accounted for 13 multi-HR games during their careers.

#### Active Razorbacks With Multi-HR Games

| Player         | Multi-HR Games |
|----------------|----------------|
| Courtney Day   | 4              |
| Bri Ellis      | 4              |
| Kennedy Miller | 2              |
| Kailey Wyckoff | 2              |
| Karlie Davison | 1              |

>> Additionally, Arkansas is 145-21 under head coach Courtney Deifel (.873) when hitting 2+ home runs as a team in a game. Since 2020, the Hogs are 102-12 (.895) when hitting two or more round trippers.

### NO FREE PASSES

>> Arkansas is 138-40 since 2001 when its pitching staff issues no walks in a game.

>> The Razorbacks are 83-17 when issuing no walks under head coach Courtney Deifel (2016-present).

>> Arkansas is currently on a 13-game winning streak when issuing zero walks dating back to April 6, 2023. Which is tied for the second-longest

winning streak when accomplishing the feat in program history. IT was previously accomplished from 2012-14.

>> In the past 20 years Arkansas has had a pitcher throw 5+ innings in a single game without allowing a walk 25 times. When the feat is accomplished Arkansas owns a record 19-6. Arkansas was 3-0 last year when accomplishing the feat courtesy of a pair of wins from Robyn Herron and a win from Morgan Leinstock.

### YOUTHFUL RAZORBACKS

Arkansas has eight true freshman on the roster in 2025 which is tied for the second-most in the Courtney Deifel era, tying the 2017 team and trailing only the 2023 squad which had nine true freshman on the roster.

>> The freshman class of Payton Burnham, Ava Carter, Cam Harrison, Lexi King, Ella McDowell, Jayden Ramos, Ashtyn Reichardt and Ramsey Walker was ranked as the fifth-best class in the country according to Extra-Inning Softball.

### CALLING ON CAM

>> Freshman Cam Harrison is 3-0 and earned a save in her first two appearances this season.

>> The Brookshire, Texas, product became the 12th Arkansas freshman in the last 20 years to strike out eight or more batters in a game during her first collegiate start. She fanned eight while allowing just one run on two hits and a walk in five innings of work against San Diego (Feb. 8).

>> A day after her first save, Harrison inherited a bases-loaded situation with only one out and the potential winning run at the plate and collected a save in a 3-1 victory over Bradley (Feb. 7).

>> Harrison picked up her first career save in her Razorback debut in the season opener at Texas State (Feb. 6). She entered the game in the bottom of the seventh with no outs and runners on first and second before striking out two and allowing no hits in the final frame on the 3-1 win over the Bobcats.

### MCDOWELL WOWS

>> Freshman infielder Ella McDowell has wasted no time making her presence known as a Razorback. She is batting .373 this season with 22 hits, three home runs, three doubles, 17 RBI and six walks.

>> McDowell blasted a two-run home run in a win over Missouri State on March 2.

>> In a 12-4 win over Southern Miss, she went 2-4 with a solo home run, a double and two runs scored (Feb. 15).

>> McDowell posted at least one hit in each of the first four games this season and reached base in all seven games.

>> In a season-opening 3-1 win at Texas State, McDowell led Arkansas at the plate by going 2-3 with a solo home run in the sixth inning (Feb. 6)

>> Her home run accounted the Razorbacks' 6,600th run in program history.

>> She became the first Razorback freshman to homer on opening day since Rylin Hedgecock accomplished the feat on Feb. 7, 2020 during a 10-0 win over UTEP in Las Cruces, New Mexico.

### EIGHT IS GREAT

>> Arkansas is 212-3 when scoring eight or more runs since 2002, including a 145-1 mark during the Courtney Deifel era (2016-present).

>> The Razorbacks are on a 83-game winning

streak when scoring 8+ runs. The last loss the Razorbacks had when accomplishing the feat was a 12-11 loss to Oklahoma State on Feb. 11, 2021, during the season opener at the Best on the Bayou Classic in Monroe, La.

### COACH OF COACHES

>> Arkansas head coach Courtney Deifel has tutored 16 coaches or players that have gone on to become head coaches or earned positions at the collegiate level which is the second-most nationally trailing only Patty Gasso of Oklahoma according to D1 Softball.

>> Deifel served as a graduate assistant under Gasso from 2008-09 at Oklahoma.

| Name                    | Role Under Deifel   | Current Position       |
|-------------------------|---------------------|------------------------|
| Jordan Clark            | Volunteer Assistant | (HC) Florida Atlantic  |
| Parker Skaggs           | Graduate Assistant  | (Asst.) Duke           |
| Boo De Oliveira         | Assistant Coach     | (Asst.) Notre Dame     |
| Annie Smith             | Player at Arkansas  | (Asst.) Minnesota      |
| Sydney Benz             | Player at Maryland  | (Asst.) Dartmouth      |
| Mandy Gardner-Colgate   | Graduate Assistant  | (HC) Miami of Ohio     |
| Elaine Heflin           | Player/Assistant    | (Asst.) Illinois State |
| Shelby Hiers            | Player/Assistant    | (Asst.) Missouri State |
| Shana Easley            | Volunteer Assistant | (Asst.) Colorado State |
| Danielle Gibson-Whorton | Player/Assistant    | (Asst.) Arkansas       |
| Matt Meuchel            | Assistant Coach     | (Asst.) Arkansas       |
| DJ Gasso                | Assistant Coach     | (Asst.) Arkansas       |
| Mary Haff               | Player at Arkansas  | (Asst.) Missouri       |
| Taylor McQuillin        | Graduate Assistant  | (Asst.) Southern Utah  |
| Chenise Delce           | Player at Arkansas  | (Asst.) MACU           |
| Skylynn Ellazar         | Player at Maryland  | (HC) Menlo College     |

### HOUSTON HOGS

>> Arkansas has six players on its roster from the Houston metropolitan area.

| Player           | Hometown          |
|------------------|-------------------|
| Courtney Day     | Pearland, Texas   |
| Bri Ellis        | Houston Texas     |
| Cam Harrison     | Katy, Texas       |
| Ella McDowell    | Richmond, Texas   |
| Ashtyn Reichardt | Brookshire, Texas |
| Kailey Wyckoff   | Katy, Texas       |

>> As of March 2, the five active Razorbacks from the Houston metropolitan area, have accounted for 49.4% (90-182) of Arkansas' hits, 41.0% (76-185) of runs scored, 78.8% (26-33) of home runs and 60.7% (102-168) of RBI this season.


### WALKIN' IT OFF IN STYLE (RUN-RULE EDITION)

>> Arkansas completed run-rule victories by way of a walk off home run in four of their five wins during last week's Wooo Pig Classic as Kailey Wyckoff (2-run HR, Feb. 28, Iowa), Courtney Day (GS, Feb. 28, Illinois), Jayden Ramos (3 -run HR March 1, Illinois) and Atalyia Rijo (GS, March 2, Missouri State) all accomplished the feat.

>> Day and Rijo both hit grand slams while Freshman Jayden Ramos' three-run home run was the first in her career.

### STACKED SLATE

>> Arkansas is scheduled to face 12 teams that advanced to the 2024 NCAA Tournament this season, including seven super regional participants, three College World Series participants and four-time defending national champion Oklahoma.



Kailey Wyckoff (46), Cam Harrison (25), and Ashtyn Reichardt (5) all prepped at Katy High School in Katy Texas.

### THE STANDARD

>> Arkansas is the only SEC program to record a top-four conference finish in SEC play in each of the past four seasons.

| Year | SEC Record | Finish |
|------|------------|--------|
| 2024 | 14-10      | 4th    |
| 2023 | 14-10      | 4th    |
| 2022 | 19-5       | 1st    |
| 2021 | 19-5       | 1st    |

### KATY CONNECTION

>> Kailey Wyckoff, Cam Harrison and Ashtyn Reichardt all prepped at Katy High School in Katy, Texas. It marks the first time since 2010 that the Razorbacks have had three players on the roster that all attended the same high school. The only other trio to all attended the same high school and play together at Arkansas was Tori Mort, Brittany Robison and Jessica Robison who all attended Owasso High School in Owasso, Okla.

### KEEP THE LINE MOVING

>> Arkansas has advanced runners in 59.9% (235-392) of its at-bats this season.

>> Bri Ellis led all returning Razorbacks advancing a runner in 56% of her at-bats a year ago.

>> Since 2021, Arkansas has advanced runners in 51.4% (1,949-3,795) of opportunities.

### IT'S BEEN AWHILE

>> Arkansas will face nine opponents on its 2025 schedule for the first time in over a decade.

>> The Razorbacks matchup at North Florida on April 7 will be the first meeting between the programs.

>> When Arkansas hosts Oklahoma on March 14-16 it will be the first regular season meeting between the programs since April 5, 2017 and the first meeting in Fayetteville since April 20, 2016.

| Date     | Opponent            | Last Meeting  |
|----------|---------------------|---------------|
| Feb. 6   | Texas State         | 2003          |
| Feb. 7   | Bradley             | 2014          |
| Feb. 14  | Louisiana Tech      | 2014          |
| Feb. 15  | Southern Miss       | 2010          |
| Feb. 20  | Cal State Fullerton | 2016          |
| Feb. 22  | UCLA                | 2011          |
| Feb. 28  | Iowa                | 2012          |
| April 7  | North Florida       | First Meeting |
| April 18 | Colorado State      | 2013          |

### RAMBO RAKES

Nicknamed Rambo, Freshman Ramsey Walker arrived in Fayetteville as one of the top prep sluggers in the country.

>> Walker prepped at Calvary Baptist Academy in Shreveport, La., where she led the Lady Cavaliers to four-straight 2A State Championships and was named Louisiana State Player of the Year in 2022 and 2024.

>> Her 44 home runs she hit as a senior and a junior were the most nationally in that timespan according to MaxPreps.

>> In 2024, Walker was named a MaxPreps All-American after batting .575 with 23 home runs, 68 RBI and 41 extra-base hits as a senior. Her 23 home runs ranked fifth nationally.

>> As a junior in 2023, she batted .500 with 21 round trippers, 55 RBI, 17 doubles and two triples. Her 21 home runs ranked 25th nationally.

### MAKING THE MOST OF IT

>> Freshman Ashtyn Reichardt medically redshirted this season due to tearing her ACL in the summer prior to her enrollment this fall.

>> Reichardt still makes her presence known on gamedays as the Razorbacks' first base coach. She is believed to be the only player that serves as the first base in the country.

### OH THE PLACES WE'LL GO

>> To follow the Razorbacks from Fayetteville to every game/series this season you would travel approximately 10,212.2 miles round trip. The farthest trip on the slate is the Mary Nutter Collegiate Classic in Cathedral City, Calif., which is located 1,455.3 miles from Fayetteville.

**NFCA/GoRout TOP 25**

| #  | Team              | Record | Previous |
|----|-------------------|--------|----------|
| 1  | Texas (22)        | 20-1   | 1        |
| 2  | Oklahoma (5)      | 19-0   | 2        |
| 3  | Florida (4)       | 23-1   | 3        |
| 4  | LSU               | 18-1   | 5        |
| 5  | Texas A&M         | 20-2   | 6        |
| 6  | UCLA              | 18-4   | 4        |
| 7  | Tennessee         | 19-3   | 7        |
| 8  | Florida State     | 16-3   | 9        |
| 9  | Arizona           | 21-2   | 12       |
| 10 | Arkansas          | 19-1   | 11       |
| 11 | South Carolina    | 19-0   | 19       |
| 12 | Oregon            | 20-1   | 14       |
| 13 | Georgia           | 18-2   | 10       |
| 14 | Duke              | 14-6   | 8        |
| 15 | Oklahoma State    | 14-4   | 16       |
| 16 | Texas Tech        | 18-6   | 13       |
| 17 | Virginia Tech     | 17-4   | 15       |
| 18 | Auburn            | 19-1   | 20       |
| 19 | Stanford          | 14-3   | 17       |
| 20 | Nebraska          | 15-6   | 18       |
| 21 | Mississippi State | 18-3   | 21       |
| 22 | Alabama           | 15-6   | 22       |
| 23 | Kentucky          | 14-6   | 24       |
| 24 | Florida Atlantic  | 19-4   | 25       |
| 25 | Ole Miss          | 18-3   | RV       |

Others receiving votes: Grand Canyon (32), Virginia (30), San Diego State (29), California (18), Missouri (11), Liberty (10), Boise State (4), Ohio State (2), Washington (2), Idaho State (1).

**ESPN.COM/USA SOFTBALL TOP 25**

| #   | Team              | Record | Previous |
|-----|-------------------|--------|----------|
| 1   | Oklahoma (16)     | 19-0   | 1        |
| 2   | Texas (5)         | 20-1   | 2        |
| 3   | Florida (4)       | 23-1   | 3        |
| 4   | Texas A&M         | 20-2   | 5        |
| 5   | LSU               | 18-1   | 6        |
| 6   | UCLA              | 18-4   | 4        |
| 7   | Arizona           | 21-2   | 10       |
| 8   | Tennessee         | 19-3   | 7        |
| 9   | Florida State     | 16-3   | 8        |
| T10 | Arkansas          | 19-1   | 12       |
| T10 | South Carolina    | 19-0   | 21       |
| 12  | Oregon            | 20-1   | 14       |
| 13  | Oklahoma State    | 14-4   | 15       |
| 14  | Georgia           | 18-2   | 11       |
| 15  | Texas Tech        | 18-6   | 13       |
| 16  | Duke              | 14-6   | 9        |
| 17  | Auburn            | 19-1   | 19       |
| 18  | Virginia Tech     | 17-4   | 17       |
| 19  | Nebraska          | 15-6   | 16       |
| 20  | Stanford          | 14-3   | 18       |
| 21  | Alabama           | 15-6   | 22       |
| 22  | Mississippi State | 18-3   | 20       |
| 23  | Virginia          | 15-5   | 25       |
| 24  | Liberty           | 16-4   | 24       |
| 25  | Ole Miss          | 18-3   | RV       |

Others receiving votes: N/A

**D1 SOFTBALL TOP 25**

| #  | Team              | Record | Previous |
|----|-------------------|--------|----------|
| 1  | Oklahoma          | 19-0   | 1        |
| 2  | Texas             | 20-1   | 2        |
| 3  | Florida           | 23-1   | 3        |
| 4  | Arizona           | 21-2   | 7        |
| 5  | Texas A&M         | 20-2   | 4        |
| 6  | LSU               | 18-1   | 5        |
| 7  | Tennessee         | 19-3   | 9        |
| 8  | UCLA              | 18-4   | 6        |
| 9  | South Carolina    | 19-0   | 21       |
| 10 | Arkansas          | 19-1   | 13       |
| 11 | Florida State     | 16-3   | 10       |
| 12 | Oklahoma State    | 14-4   | 12       |
| 13 | Oregon            | 20-1   | 11       |
| 14 | Duke              | 14-6   | 8        |
| 15 | Virginia Tech     | 17-4   | 18       |
| 16 | Georgia           | 18-2   | 14       |
| 17 | Auburn            | 19-1   | 23       |
| 18 | Texas Tech        | 18-6   | 15       |
| 19 | Stanford          | 14-3   | 17       |
| 20 | Nebraska          | 15-6   | 16       |
| 21 | Alabama           | 15-6   | 25       |
| 22 | Clemson           | 14-6   | NR       |
| 23 | Virginia          | 15-5   | NR       |
| 24 | Mississippi State | 18-3   | 19       |
| 25 | Liberty           | 16-4   | 24       |

Others receiving votes: Ohio State, Florida Atlantic, Grand Canyon, UCF

**SOFTBALL AMERICA TOP 25**

| #   | Team              | Record | Previous |
|-----|-------------------|--------|----------|
| 1   | Texas             | 20-1   | 1        |
| 2   | Oklahoma          | 19-0   | 2        |
| 3   | Florida           | 22-1   | 3        |
| 4   | Arizona           | 21-2   | 7        |
| 5   | Texas A&M         | 20-2   | 5        |
| 6   | LSU               | 18-1   | 6        |
| 7   | UCLA              | 14-4   | 4        |
| 8   | Florida State     | 16-3   | 9        |
| 9   | South Carolina    | 19-0   | 17       |
| 10  | Arkansas          | 14-1   | 10       |
| 11. | Oregon            | 20-1   | 13       |
| 12. | Tennessee         | 19-3   | 12       |
| 13. | OklahomaState     | 14-4   | 15       |
| 14. | Duke              | 14-6   | 8        |
| 15. | Georgia           | 18-2   | 12       |
| 16. | TexasTech         | 18-6   | 14       |
| 17. | Auburn            | 19-1   | 19       |
| 18. | Nebraska          | 15-6   | 16       |
| 19. | Alabama           | 15-6   | 22       |
| 20. | Virginia Tech     | 17-4   | 23       |
| 21. | Stanford          | 14-3   | 24       |
| 22. | Liberty           | 16-4   | 21       |
| 23. | Virginia          | 15-5   | NR       |
| 24. | Mississippi State | 18-3   | 20       |
| 25. | Clemson           | 14-6   | NR       |

Others receiving votes: Ohio State

**ARKANSAS IN THE POLLS WEEK-BY-WEEK**

| Week      | NFCA | ESPN | D1 | SA |
|-----------|------|------|----|----|
| Preseason | 14   | 13   | 10 | 13 |
| Week 1    | 13   | 13   | 13 | 13 |
| Week 2    | 10   | 10   | 9  | 10 |
| Week 3    | 11   | 12   | 13 | 10 |
| Week 4    | 10   | -    | 10 | 10 |
| Week 5    | -    | -    | -  | -  |
| Week 6    | -    | -    | -  | -  |
| Week 7    | -    | -    | -  | -  |
| Week 8    | -    | -    | -  | -  |
| Week 9    | -    | -    | -  | -  |
| Week 10   | -    | -    | -  | -  |
| Week 11   | -    | -    | -  | -  |
| Week 12   | -    | -    | -  | -  |
| Week 13   | -    | -    | -  | -  |
| Week 14   | -    | -    | -  | -  |
| Week 15   | -    | -    | -  | -  |
| Week 16   | -    | -    | -  | -  |
| Final     | -    | -    | -  | -  |

**ARKANSAS POLL FACTS**

- >> Under head coach Courtney Deifel the Hogs have been ranked 113 times in the NFCA Poll. Prior to her tenure, Arkansas was ranked just one time in program history (2013).
- >> The Hogs have been ranked in the USA Today/NFCA Poll in 100 of its last 101 releases, dating back to week seven of the 2018 campaign.
- >> Arkansas has received a vote in the last 131 releases of the NFCA Poll, the longest streak in program history.
- >> The Razorbacks Week 1 rankings during the 2023 season match the highest in-season rankings in program history.
- Arkansas was ranked No. 4 in ESPN.com/USA Softball, USA Today/NFCA, DISoftball.com and Softball America's Top 25.



Razorbacks in the NFCA Poll

| YEAR | Poll Appearances<br>113 |    | Highest Ranking<br>No. 4 (Week 2, 2023) |    |    |    |    | First Ranking<br>NO. 4 (May 8, 2012) |    |    |    | Longest Ranked Streak<br>76 Weeks (2020-Present) |    |    |    | Receiving Votes<br>36 Weeks |       |
|------|-------------------------|----|---|----|----|----|----|--------------------------------------|----|----|----|--|----|----|----|-----------------------------|-------|
|      | PRESEASON               | 2  | 3                                       | 4  | 5  | 6  | 7  | 8                                    | 9  | 10 | 11 | 12   | 13 | 14 | 15 | 16                          | FINAL |
| 1997 | RV                      | -  | -                                       | -  | -  | -  | -  | -                                    | -  | -  | -  | -  | -  | -  | -  | -                           | -     |
| 1998 | -                       | -  | -                                       | -  | -  | -  | -  | -                                    | -  | -  | -  | -  | -  | -  | -  | -                           | -     |
| 1999 | -                       | RV | -                                       | -  | -  | -  | -  | -                                    | RV | -  | -  | -  | -  | -  | -  | -                           | -     |
| 2000 | RV                      | -  | -                                       | RV | -  | -  | -  | -                                    | -  | RV | -  | -  | -  | -  | -  | -                           | -     |
| 2001 | -                       | -  | -                                       | -  | -  | -  | -  | -                                    | -  | -  | -  | -  | -  | -  | -  | -                           | -     |
| 2002 | -                       | -  | -                                       | -  | -  | -  | -  | -                                    | -  | -  | -  | -  | -  | -  | -  | -                           | -     |
| 2003 | -                       | -  | -                                       | -  | -  | -  | -  | -                                    | -  | -  | -  | -  | -  | -  | -  | -                           | -     |
| 2004 | -                       | -  | -                                       | -  | -  | -  | -  | -                                    | -  | -  | -  | -  | -  | -  | -  | -                           | -     |
| 2005 | -                       | -  | -                                       | -  | -  | -  | -  | -                                    | -  | -  | -  | -  | -  | -  | -  | -                           | -     |
| 2006 | -                       | -  | -                                       | -  | -  | -  | -  | -                                    | -  | -  | -  | -  | -  | -  | -  | -                           | -     |
| 2007 | -                       | -  | -                                       | -  | -  | -  | -  | -                                    | -  | -  | -  | -  | -  | -  | -  | -                           | -     |
| 2008 | -                       | -  | -                                       | -  | -  | -  | -  | -                                    | -  | -  | -  | -  | -  | -  | -  | -                           | -     |
| 2009 | -                       | -  | -                                       | -  | -  | -  | -  | -                                    | -  | -  | -  | -  | -  | -  | -  | -                           | -     |
| 2010 | -                       | -  | -                                       | -  | -  | -  | -  | -                                    | -  | -  | -  | -  | -  | -  | -  | -                           | -     |
| 2011 | -                       | -  | RV                                      | -  | -  | -  | -  | -                                    | -  | -  | -  | -  | -  | -  | -  | -                           | -     |
| 2012 | -                       | -  | -                                       | RV | RV | -  | -  | -                                    | -  | -  | -  | -  | -  | -  | -  | RV                          | RV    |
| 2013 | -                       | -  | -                                       | -  | -  | -  | -  | -                                    | -  | -  | RV | RV   | RV | 25 | RV | RV                          | RV    |
| 2014 | RV                      | -  | -                                       | -  | -  | RV | RV | -                                    | -  | -  | -  | -  | -  | -  | -  | -                           | -     |
| 2015 | -                       | -  | -                                       | -  | -  | -  | -  | -                                    | -  | -  | -  | -  | -  | -  | -  | -                           | -     |
| 2016 | -                       | -  | -                                       | -  | -  | -  | -  | -                                    | -  | -  | -  | -  | -  | -  | -  | -                           | -     |
| 2017 | -                       | -  | -                                       | RV | RV | RV | 24 | 23                                   | 25 | 24 | 24 | 24   | 24 | RV | RV | RV                          | RV    |
| 2018 | RV                      | RV | RV                                      | RV | RV | RV | RV | RV                                   | 23 | 20 | 19 | 16   | 16 | 16 | 18 | 15                          | 16    |
| 2019 | 14                      | 12 | 12                                      | 14 | 14 | 14 | 15 | 13                                   | 14 | 18 | 19 | 18   | 20 | 19 | 20 | RV                          | RV    |
| 2020 | 24                      | 24 | 23                                      | 22 | 20 | 20 | 19 | -                                    | -  | -  | -  | -  | -  | -  | -  | -                           | 19    |
| 2021 | 18                      | 20 | 21                                      | 20 | 19 | 17 | 15 | 13                                   | 10 | 10 | 8  | 10   | 8  | 6  | 5  | 11                          | 11    |
| 2022 | 8                       | 10 | 10                                      | 11 | 12 | 12 | 10 | 10                                   | 10 | 7  | 7  | 7  | 5  | 4  | 4  | 9                           | 9     |
| 2023 | 7                       | 4  | 7                                       | 6  | 6  | 9  | 12 | 10                                   | 8  | 10 | 11 | 12   | 12 | 12 | 13 | 17                          | 17    |
| 2024 | 16                      | 15 | 15                                      | 15 | 18 | 20 | 18 | 20                                   | 19 | 17 | 16 | 15   | 15 | 16 | 16 | 18                          | 18    |
| 2025 | 14                      | 13 | 10                                      | 11 | 10 | -  | -  | -                                    | -  | -  | -  | -  | -  | -  | -  | -                           | -     |



## 2025 SEC WEEKLY HONORS

### WEEK ONE

Player: Nelia Peralta (Auburn), Ella Parker (OU)  
 Pitcher: Raelin Chaffin (Mississippi State)  
 Freshman: Taylor Shumaker (Florida), Jayden Heavener (LSU)

### WEEK TWO

Player: Bri Ellis (ARK), Ella Parker (OU)  
 Pitcher: Sam Landry (OU), Teagan Kavan (Texas)  
 Freshman: Jayden Heavener (LSU)

### WEEK THREE

Player: Danieca Coffey (LSU), Mya Perez (TAMU)  
 Pitcher: Jori Heard (South Carolina)  
 Freshman: Mackenzie Pickens (Ole Miss)

### WEEK FOUR

Player: Reagan Walsh (UF), Arianna Rodi (SC)  
 Pitcher: Aliyah Binford (Ole Miss)  
 Freshman: Payton Tanner (UT), Sydney Lessentine (TAMU)

### WEEK FIVE

Player:  
 Pitcher:  
 Freshman:

### WEEK SIX

Player:  
 Pitcher:  
 Freshman:

### WEEK SEVEN

Player:  
 Pitcher:  
 Freshman:

### WEEK EIGHT

Player:  
 Pitcher:  
 Freshman:

### WEEK NINE

Player:  
 Pitcher:  
 Freshman:

### WEEK TEN

Player:  
 Pitcher:  
 Freshman:

### WEEK ELEVEN

Player:  
 Pitcher:  
 Freshman:

### WEEK TWELVE

Player:  
 Pitcher:  
 Freshman:

## 2024 SEC STANDINGS

| Team            | SEC        | Overall      | Streak |
|-----------------|------------|--------------|--------|
| Tennessee       | 19-5 .792  | 51-10 .836   | L1     |
| Georgia         | 16-7 .696  | 42-15 .737   | L2     |
| Auburn          | 15-9 .625  | 43-19 .694   | L1     |
| Alabama         | 14-10 .583 | 45-22 .692   | L2     |
| Arkansas        | 14-10 .583 | 40-19 .678   | L1     |
| LSU             | 13-11 .542 | 42-17 .712   | L2     |
| Texas A&M       | 12-12 .500 | 35-21 .625   | L1     |
| Florida         | 11-13 .458 | 38-22 .633   | L1     |
| Kentucky        | 10-14 .417 | 31-22-1 .583 | L2     |
| S. Carolina     | 9-15 .375  | 40-22 .645   | L1     |
| Ole Miss        | 8-16 .333  | 32-28 .533   | L1     |
| Mississippi St. | 7-16 .304  | 28-25 .528   | L2     |
| Missouri        | 7-16 .292  | 35-26 .574   | L2     |

### SEC PRESEASON COACHES' POLL

(First-Place Votes in Parentheses)

| Place | School            | Points |
|-------|-------------------|--------|
| 1.    | Texas (7)         | 186    |
| 2.    | Florida (6)       | 181    |
| 3.    | Oklahoma (2)      | 170    |
| 4.    | Tennessee         | 158    |
| 5.    | Texas A&M         | 153    |
| 6.    | LSU               | 115    |
| 7.    | Arkansas          | 104    |
| 8.    | Georgia           | 103    |
| 9.    | Missouri          | 100    |
| 10.   | Alabama           | 97     |
| 11.   | Kentucky          | 55     |
| 12.   | Mississippi State | 54     |
| 13.   | Auburn            | 37     |
| 14.   | Ole Miss          | 34     |
| 15.   | South Carolina    | 28     |

Coaches were not allowed to vote for their own team.

## 2025 AWARDS AND HONORS

### Bri Ellis 1B

>> SEC Player of the Week (Feb. 16)  
 >> D1 Softball National Player of the Week (Feb. 17)  
 >> D1 Softball D100 Players (37)  
 >> Softball America Top Preseason Top 100 (42)  
 >> USA Softball Player of the Year Watch List  
 >> Preseason All-SEC  
 >> NFCA Top Performer (Feb. 11, Feb. 18)

### Kailey Wyckoff UTL

>> D1 Softball D100 Players (43)  
 >> Softball America Top Preseason Top 100 (61)  
 >> D1 Softball Preseason Second-Team All-America  
 >> USA Softball Player of the Year Watch List  
 >> Preseason All-SEC

### Reagan Johnson OF

>> D1 Softball D100 Players (61)  
 >> Softball America Top Preseason Top 100 (73)

### Kennedy Miller C

>> D1 Softball D100 Players (62)

### Payton Burnham P/UTL

>> D1 Softball D100 Freshman  
 >> Softball America Freshman Watch List  
 >> NFCA Top Performer

### Cam Harrison P/UTL

>> D1 Softball D100 Freshman  
 >> Softball America Freshman Watch List

### Ella McDowell INF

>> D1 Softball D100 Freshman  
 >> Softball America Freshman Watch List

### Ramsey Walker OF

>> D1 Softball D100 Freshman  
 >> Softball America Freshman Watch List

### Robyn Herron LHP

>> NFCA Top Performer (Feb. 18)



# COURTNEY DEIFEL

## HEAD COACH

Career: 361-194 (11 Seasons)

Arkansas: 334-167 (10 Seasons)

Courtney Deifel became the fourth head coach in program history when she was hired on June 11, 2015, and recently completed her ninth season at Arkansas in 2024. In her nine seasons in Fayetteville, she has orchestrated the Razorbacks' return to postseason play and guided the program to two SEC regular season championships, one SEC Tournament crown and seven NCAA Tournament appearances, which includes seven consecutive berths from 2017-24. The Hogs have qualified for the national tournament every year it has been held since 2017. Deifel led the program to its first NCAA Tournament Super Regional appearances in 2018, 2021 and 2022. Since her first season in 2016, the Razorbacks have been ranked 99 times in the NFCA Coaches' Poll after previously being ranked only once in program history. 13 of the program's 14 NFCA All-American awards and 78 Easton/NFCA All-America Scholar-Athlete accolades have been accumulated under Deifel since 2016. Deifel - the program's all-time wins leader - enters the 2025 season with 315 career wins at Arkansas. Deifel has logged four 40-win seasons while at Arkansas, including three consecutive 40-win seasons from 2021-23. Prior to her arrival in Fayetteville, Arkansas recorded only two 40-win seasons across 19 years. Heading into her 10th season at helm in 2025, Arkansas has won two of the last three SEC regular season crowns.

In 2024, Deifel led the Razorbacks to a 37-18 mark (14-10 SEC), and a No. 12 national seed in the NCAA tournament, the fifth in program history, all of which have come under Deifel's watch. The NCAA tournament appearance was a program record seventh-straight, dating back to the 2017 season. Deifel won her 300th career game with a 5-1 win at Auburn on March 16, 2024, completing a doubleheader sweep over the Tigers. Under Deifel's guidance, first baseman Bri Ellis (Second Team) and right-handed pitcher Morgan Leinstock (Third Team) earned NFCA All-America honors. Leinstock posted a 2.14 ERA and a 13-6 record while striking out 137 batters in 140.2 innings pitched. Deifel's and the Razorbacks' success in the transfer portal continued into 2024 as Ellis led the team with 14 home runs, 47 RBI, 97 total bases and a .651 slugging percentage while posting a .322 batting average with 48 hits after transferring from Auburn. Freshman Kennedy Miller earned Freshman All-America honors from DI Softball and was a Finalist for the TUCCI/NFCA Freshman of the Year award after breaking onto the scene by hitting .331 with eight home runs and 36 RBI. Behind the plate, Miller posted a .997 fielding percentage while throwing out five would-be base stealers. Ellis and Leinstock received All-SEC selections along with center fielder Reagan Johnson and second baseman Cylie Halvorson. Additionally Ellis and third baseman Hannah Gammill were named to the SEC All-Defensive Team.

In the 2023 campaign, Deifel led Arkansas to another highly successful season and the program's sixth consecutive NCAA appearance - the longest streak in program history. Finishing 40-19 (14-10 SEC), Arkansas claimed its third straight 40-win season and a top-four SEC finish. Earning the No. 11 national seed in the NCAA Tournament, all four of the program's national seeds have been accumulated under Deifel. In Arkansas' 7-6 win vs. No. 22 Louisiana on Feb. 18, Deifel became the

program's all-time wins leader after surpassing Carrie Dever-Boaz's (1997-2004) 244 wins at helm. Under Deifel's leadership, two Razorbacks received NFCA All-America recognition in 2023 - Rylin Hedgecock (NFCA First-Team All-America) and Chenise Delce (NFCA Second-Team All-America). Delce became the program's first two-time NFCA All-American pitcher after collecting the honor in 2022. Six Hogs claimed NFCA All-Region status - Chenise Delce, Cylie Halvorson, Reagan Johnson and Rylin Hedgecock were named to the All-South Region First Team, Raigan Kramer was tabbed to the second team and Lauren Camenzind was selected to the third team. Delce had another breakout season in the circle, posting a 21-11 record and 2.02 ERA with 193 strikeouts, 17 complete games, six solo shutouts and four saves while limiting opponents to a .200 batting average. The 2022 SEC Pitcher of the Year, Delce picked up where she left off in 2023. The Oklahoma City product charted the fourth-most strikeouts (193) and saves by an SEC pitcher this year. She also filed the third-most wins by a league pitcher. Illustrating why she's a force in the circle, 11 of her victories came against ranked competition. True freshman Reagan Johnson excelled at the plate and in center field, earning a spot on DI Softball's Freshman All-America team and being honored as a Top 10 Finalist for NFCA/TUCCI's National Freshman of the Year award. Johnson peppered the third-most hits (79) in single-season program history. She also boasted the sixth-highest batting average (.378) along with tying for the seventh-most stolen bases (18) and 10th-most runs scored (47) in single-season program history. Johnson also paced Arkansas with 24 multi-hit outings this season. The Karnes City, Texas, native ranked second in the SEC and eighth nationally in hits. Johnson also shined in center field and compiled a .968 fielding percentage with 86 putouts and four assists on 93 total chances.

In 2022, Deifel guided the Razorbacks to their most successful season in school history, collecting back-to-back SEC regular season titles, headlined by the program's first outright regular season crown, and the program's first SEC Tournament championship after blanking Missouri, 4-0, in Gainesville, Fla., on May 13. Arkansas concluded the season with the most single-season wins in program history and a 48-11 record, marking a program-record .814 win percentage. Arkansas finished SEC play with a 19-5 record, producing the second consecutive 19-win conference season for the Hogs. Against Missouri State on March 3, Deifel became just the second head coach in program history to reach 200 career wins. The Hogs made their 11th NCAA Tournament appearance, earning the program's highest overall seed (No. 4) and hosted their second straight Super Regional. The Razorbacks hosted the highest attended Regional and Super Regional in the NCAA in 2022. The Razorbacks tabbed an SEC-best 12 all-conference honors and a school-record five NFCA All-American nods to round out yet another enormous postseason awards haul. Arkansas became the first SEC program since 2006 to have four first team all-Americans. Danielle Gibson (first team) became the program's first two-time NFCA All-American while KB Sides (first team), Linnie Malkin (first team), Hannah Gammill (first team) and Chenise Delce (second team) earned their first All-American honors. For the first time in program history, all

### DEIFEL YEAR-BY-YEAR

| Year        | School   | Overall | Conf.   | Postseason          |
|-------------|----------|---------|---------|---------------------|
| 2015        | Maryland | 27-27   | 9-14    | --                  |
| 2016        | Arkansas | 17-39   | 1-23    | --                  |
| 2017        | Arkansas | 31-24   | 7-17    | NCAA Regional       |
| 2018        | Arkansas | 42-17   | 12-12   | NCAA Super Regional |
| 2019        | Arkansas | 38-20   | 12-12   | NCAA Regional       |
| 2020        | Arkansas | 19-6    | 1-2     | --                  |
| 2021        | Arkansas | 43-11   | 19-5    | NCAA Super Regional |
| 2022        | Arkansas | 48-11   | 19-5    | NCAA Super Regional |
| 2023        | Arkansas | 40-19   | 14-10   | NCAA Regional       |
| 2024        | Arkansas | 37-18   | 14-10   | NCAA Regional       |
| 2025        | Arkansas | 19-2    | 0-1     |                     |
| 10 seasons  |          | 361-194 | 108-111 | 7 appearances       |
| At Arkansas |          | 334-167 | 99-97   | 7 appearances       |

eight NFCA All-Region nominees secured spots on All-South Region teams. Deifel was named SEC Coach of the Year for the second straight season while KB Sides became the program's its first-ever SEC Player of the Year honor and Chenise Delce earned the Hogs' second consecutive SEC Pitcher of the Year accolade after Mary Haff collected the award in 2021. Arkansas tabbed a league-best 12 all-conference honors and eight NFCA All-Region distinctions to round out an enormous postseason awards haul. The 2022 coaching staff was named the NFCA's South Region Staff of the Year for the second straight season.

Deifel, the SEC Coach of the Year, directed the most successful year in program history in 2021 by claiming the school's first SEC regular season title and hosting NCAA Tournament Super Regionals for the first time. The team finished 43-11 (19-5 SEC), producing a then-school record .796 win percentage. The Hogs earned a No. 6 national ranking, the highest in program history, and captured the No. 6 national seed in the NCAA Tournament. Arkansas began conference play winning 12 straight games, notching the fifth-best league-only start in SEC history. A 19-game winning streak in non-conference action also set a school record. The Razorbacks received many postseason superlatives as infielders Braxton Burnside and Danielle Gibson, and pitcher Mary Haff were named NFCA All-Americans. Haff also took home the school's first SEC Pitcher of the Year award. Offensively, the Razorbacks shattered the school's single-season home run record, mashing 95 long balls with Burnside setting the individual single-season program mark hitting 25. Deifel's 216 wins in Fayetteville rank second among all coaches in program history. The NFCA named the 2021 coaching staff the South Region's Staff of the Year.

Deifel guided the Razorbacks to a 19-6 (1-2 SEC) record in the COVID-19 shortened 2020 campaign. In the only league series of the season, the Razorbacks earned a 1-0 conference-opening victory, their first road win over Alabama since 2000. Arkansas remained in the national polls throughout the year and climbed from a preseason No. 24 ranking to the No. 19 slot in the final release of the NFCA Coaches' Poll. Junior catcher Kayla Green was honored with SEC Player of the Week recognition for the first time in her career and freshman pitcher Jenna Bloom emerged as one of the rising stars in the league, leading all freshmen in the nation striking out 10.9 hitters per seven innings.





# COURTNEY DEIFEL

**HEAD COACH**  
**7 NCAA Tournament Appearances**  
**SEC Champions (2021, 2022)**  
**SEC Tournament Champions (2022)**

Deifel led the Razorbacks to their third consecutive post-season appearance in 2019, earning an at-large bid to the Stillwater Regional. The Hogs finished the season 38-20 and 12-12 in SEC play. It marks the first time since 1999-00 that the Razorbacks finished the season .500 or better in conference play in back-to-back seasons. The Razorbacks garnered their highest in-season ranking during weeks one and two, coming in at 12th and 11th in the NFCA and ESPN polls respectively.

Arkansas saw two players named to the All-SEC teams, pitcher Autumn Storms was named second team and outfielder Hannah McEwen garnered first-team recognition. McEwen's first-team selection was the first for Arkansas since 2012 and only the second in program history. In year four under Coach Deifel, the Razorbacks also earned two SEC Player of the Week awards, three SEC Pitcher of the Week awards, and one USA Softball Co-Player of the Week. A record five Razorbacks were named to the NFCA All-Region teams, with Storms garnering the first, first-team selection of her career. Storms went on to be named NFCA Second Team All-American as a pitcher, the first Razorback since 2010.

Year four with Coach Deifel and the Razorback staff saw growth in all aspects as the game, including a team .288 batting average, which ranks second-highest in program record book. In fact, four of the top seven team batting averages in program history come from the Deifel era.

In the 2018 campaign, Arkansas wrapped up the year with a 42-17 (12-12 SEC) record, the third most wins in program history; and the most victories since 2000. The team earned a national seed (13) in the NCAA Tournament for the first time in program history and went 3-0 defeating DePaul and Wichita State twice to earn the Fayetteville Regional Championship on its home field. The Hogs made their first ever NCAA Super Regional appearance but fell to eventual national semifinalist, Oklahoma, in Norman. Arkansas finished 17th in the final NCAA RPI report and the coaching staff earned 2018 NFCA Division I South Region Staff of the Year.

Just two seasons removed from a one-win conference tally, Deifel guided the Razorbacks to a 12-12 mark in SEC play. As the No. 7 seed at SEC Tournament, the program made its first semifinal appearance since 2001. The Razorbacks finished the season with a 27-2 record on their home field, establishing a new program record for home wins in a single season. Part of Arkansas' home triumphs included the program's first three-game sweep of a ranked team (No. 20 Mississippi State) and its first-ever series win over Alabama.

Deifel piloted the 2017 Razorbacks to a 31-24 record and the program's first NCAA Tournament appearance since 2013. The Razorbacks improved their win total by 17 games from the previous season, marking the largest increase in the country among Power 5 programs. Arkansas also tallied seven wins in SEC play, equaling the combined total from the previous three seasons. In recognition of the team's performance, Deifel was named the 2017 DISOftballNews Coach of the Year.

From year one to two under Deifel, Arkansas' pitching staff

lowered its combined ERA by more than four runs (6.98 to 2.82) and added more than 20 points to its batting average (.260 to .284). The Razorbacks also led the SEC and tied for 17th in the NCAA with 59 home runs. During the year, Arkansas earned its first national ranking since 2013 when it was slotted at No. 24 in the March 7 release ESPN/USA Softball poll.

Individually, Deifel saw two Razorbacks earn NFCA All-South Region accolades with Nicole Schroeder and Autumn Storms earning second-team and third-team honors, respectively. Storms was also named to the SEC All-Freshman Team while A.J. Belans was voted to the All-SEC Second Team. Schroeder went on to be drafted by the Akron Racers as the program's second NPF selection.

Deifel's first win over a ranked team at Arkansas came during the 2016 season when the Razorbacks knocked off No. 23 Nebraska, 11-10, during the Easton Tournament in Fullerton, Calif.; the team added five ranked wins in 2017. The 2016 campaign also saw newcomer Ashley Diaz make an immediate impact as a member of the NFCA All-South Region Second Team and garnered NFCA National Freshman of the Year Top 25 Watch List recognition.

During her playing and coaching careers prior to coming to Arkansas, Deifel advanced to 11 NCAA Tournaments including a four-year run to the Women's College World Series (WCWS) as an All-American catcher at California that was highlighted by winning the 2002 national title. The Bears also finished second (2003), fifth (2001) and seventh (2000) at the WCWS over her four-year run. Her postseason successes also featured a pair of Super Regionals as a graduate assistant at Oklahoma and five NCAA Regionals as an assistant at Maryland and Louisville.

As a first-year head coach, Deifel ushered in a culture of change for Maryland in 2015. Along with the program's 16-game improvement from the previous season, the Terrapins' offense show tremendous growth. Maryland finished 27th in the NCAA with 6.28 runs per game behind 339 runs scored, up more than 150 runs from 2014. Deifel also led her team to a .309 batting average, a 40-point jump from 2014 which also ranked 57th in the NCAA.

Individually, Deifel guided three players to all-conference accolades and a pair of NFCA all-region honors. Lindsey Schmeister was an All-Big Ten first team performer while Shannon Bustillos and Erin Pronobis landed on the All-Big Ten second team. Pronobis and Corey Schwartz were also named to the NFCA All-Midwest Region Third Team. Under Deifel's watch, the trio helped Maryland to single-season school records in doubles, home runs, RBI and walks.

Prior to taking the head job at Maryland, Deifel spent four seasons as an assistant coach at Louisville in which she helped the Cardinals to four NCAA appearances, the 2014 American Athletic Conference Tournament title and an overall record of 176-60 (.746). Louisville averaged 44 wins in that time with a program-record 55 wins in 2012. Her student-athletes at Lou-

isville racked up four NFCA All-America certificates and 29 all-conference selections.

She also spent two seasons as a graduate assistant at Oklahoma where she was a member of a staff that guided the 2008 Sooners to a 47-14 record and a Super Regional appearance.

As a player, Deifel was the starting catcher for California from 2000-03 and led the Golden Bears to four Women's College World Series appearances including a national championship run in 2002 and national runner-up showing in 2003. She appeared in 285 games missing just three behind the plate over her four seasons. As a four-year starter behind the plate, she was a 2003 All-American, two-time All-Pac 10 selection and caught seven no-hitters. She is still the program's career leader with 1,969 putouts.

Aside from her accomplishments in collegiate softball, Deifel had a successful professional career following her days at Cal. In 2004, she helped the NY/NJ Juggernaut to the National Professional Fastpitch (NPF) league title. Deifel also spent three years with LeoPalace21 in Japan that resulted in a runner-up showing and a pair of third-place finishes.

She graduated from California in 2003 with a bachelor of arts in American Business and Globalism and American Studies. Deifel earned her master's of arts in Human Relations from Oklahoma in 2008.

Deifel's sister, Amanda Scott, is currently the head softball coach at Missouri-St. Louis and won a Women's College World Series title at Fresno State in 1998.

Deifel and her husband Joe are the parents of two sons, Trip and Walt. The family resides in Fayetteville.

**ALL-TIME SERIES UNDER DEIFEL \*ARKANSAS ONLY**

| Opponent            | Series | H   | A   | N   |
|---------------------|--------|-----|-----|-----|
| Alabama             | 8-12   | 5-4 | 3-6 | 0-2 |
| Arkansas-Pine Bluff | 1-0    | 1-0 |     |     |
| Arizona             | 3-5    | 2-4 | 1-1 |     |
| Army                | 0-1    |     |     | 0-1 |
| Auburn              | 12-6   | 6-3 | 6-3 |     |
| Baylor              | 3-1    | 0-1 |     | 3-0 |
| Binghamton          | 1-0    |     |     | 1-0 |
| Boston U            | 4-0    | 4-0 |     |     |
| Bradley             | 4-0    |     |     | 4-0 |
| BYU                 | 0-1    |     |     | 0-1 |
| Buffalo             | 1-0    | 1-0 |     |     |
| Cal State Fullerton | 1-1    |     | 0-1 | 1-0 |
| CSUN                | 1-0    |     |     | 1-0 |
| Campbell            | 2-0    |     |     | 2-0 |
| Central Arkansas    | 5-2    | 2-1 | 3-1 |     |
| Central Connecticut | 2-0    | 2-0 |     |     |
| Central Michigan    | 1-0    |     |     | 1-0 |
| Dartmouth           | 2-0    | 2-0 |     |     |
| Delaware            | 1-0    |     |     | 1-0 |
| DePaul              | 1-0    | 1-0 |     |     |
| Drake               | 6-2    | 6-2 |     |     |
| Duke                | 0-1    |     |     | 0-1 |
| Florida             | 6-10   | 2-4 | 3-6 | 1-0 |
| Florida State       | 0-2    | 0-1 |     | 0-1 |
| Florida A&M         | 2-0    |     |     | 2-0 |
| FAU                 | 2-1    | 1-0 | 1-1 |     |
| FGCU                | 1-0    |     | 1-0 |     |
| Fordham             | 1-0    |     |     | 1-0 |
| Furman              | 4-0    | 3-0 |     | 1-0 |
| George Washington   | 1-0    |     |     | 1-0 |
| Georgia             | 8-9    | 2-4 | 5-4 | 1-1 |
| Grand Canyon        | 1-1    |     |     | 1-1 |
| Harvard             | 1-0    | 1-0 |     |     |
| Illinois            | 3-1    | 3-1 |     |     |
| Illinois State      | 2-0    | 2-0 |     |     |
| Indiana             | 1-0    |     |     | 1-0 |
| Iowa                | 2-0    | 2-0 |     |     |
| IUPUI               | 3-0    | 3-0 |     |     |
| Iowa State          | 3-0    | 3-0 |     |     |
| Jackson State       | 1-0    |     | 1-0 |     |
| Kansas              | 4-0    | 3-0 | 1-0 |     |
| Kansas City         | 5-1    | 4-1 | 1-0 |     |
| Kennesaw State      | 2-0    | 2-0 |     |     |
| Kent State          | 2-0    | 2-0 |     |     |
| Kentucky            | 7-9    | 4-5 | 2-4 | 1-0 |
| Lamar               | 2-0    | 2-0 |     |     |
| Lehigh              | 1-0    |     |     | 1-0 |
| Liberty             | 1-1    | 0-1 | 1-0 |     |
| Lipscomb            | 2-0    |     |     | 2-0 |
| Long Beach State    | 2-0    |     |     | 2-0 |
| Longwood            | 1-0    | 1-0 |     |     |
| Louisville          | 2-1    | 2-1 |     |     |
| Louisiana           | 1-0    |     |     | 1-0 |
| Louisiana Tech      | 1-0    |     |     | 1-0 |
| Loyola Marymount    | 3-0    |     |     | 3-0 |
| LSU                 | 8-10   | 4-5 | 4-5 |     |
| Manhattan           | 2-0    | 1-0 |     | 1-0 |
| Marist              | 3-0    | 2-0 |     | 1-0 |
| Marshall            | 1-0    |     |     | 1-0 |
| Maryland            | 1-0    |     |     | 1-0 |
| McNeese             | 3-2    |     | 3-1 | 0-1 |
| Memphis             | 2-0    |     |     | 2-0 |
| Michigan State      | 1-0    |     |     | 1-0 |
| Mississippi State   | 11-3   | 7-2 | 4-2 |     |
| Missouri            | 9-8    | 5-4 | 3-3 | 1-1 |
| Missouri State      | 6-1    | 5-1 | 1-0 |     |
| Montana             | 0-1    | 0-1 |     |     |
| Nebraska            | 4-0    | 1-0 |     | 3-0 |
| Nevada              | 1-0    | 1-0 |     |     |
| New Mexico          | 2-0    |     |     | 2-0 |
| New Mexico State    | 1-0    |     | 1-0 |     |
| North Carolina      | 0-1    |     |     | 0-1 |
| North Dakota State  | 4-1    | 2-0 |     | 2-1 |
| North Texas         | 4-0    | 2-0 | 2-0 |     |
| North Carolina      | 0-3    |     |     | 0-3 |
| Northern Colorado   | 5-1    | 4-0 |     | 1-1 |
| Northern Iowa       | 3-1    | 3-1 |     |     |
| Northwestern State  | 3-0    | 3-0 |     |     |
| Notre Dame          | 2-1    | 1-0 | 1-1 |     |
| Ohio                | 1-0    |     |     | 1-0 |
| Oregon              | 2-2    | 2-2 |     |     |
| Oklahoma            | 0-5    | 0-1 | 0-4 |     |
| Oklahoma State      | 1-3    | 0-2 | 1-0 | 0-1 |
| Ole Miss            | 11-7   | 6-0 | 3-6 | 1-0 |
| Omaha               | 6-0    | 4-0 |     | 2-0 |
| Penn State          | 1-0    |     |     | 1-0 |
| Princeton           | 1-0    | 1-0 |     |     |
| Rutgers             | 3-0    |     |     | 3-0 |

**ALL-TIME SERIES UNDER DEIFEL \*ARKANSAS ONLY**

| Opponent            | Series | H   | A   | N   |
|---------------------|--------|-----|-----|-----|
| Sacramento State    | 1-0    |     |     | 1-0 |
| Samford             | 1-0    |     |     | 1-0 |
| San Diego           | 2-0    |     |     | 2-0 |
| SIUE                | 2-0    | 2-0 |     |     |
| South Alabama       | 1-1    | 1-1 |     |     |
| South Carolina      | 12-7   | 3-3 | 6-3 | 0-1 |
| South Dakota State  | 3-1    | 3-1 |     |     |
| Southeast Missouri  | 10-1   | 8-1 | 2-0 |     |
| Southern Utah       | 1-0    |     |     | 1-0 |
| Southern Miss       | 2-0    |     |     | 2-0 |
| Saint Francis (Pa.) | 2-0    | 2-0 |     |     |
| Saint Louis         | 3-0    | 3-0 |     |     |
| Stanford            | 1-0    | 1-0 |     |     |
| Tennessee           | 8-9    | 4-2 | 4-6 | 0-1 |
| Texas               | 1-4    |     | 0-2 | 1-2 |
| Texas State         | 1-0    |     | 1-0 |     |
| Texas A&M           | 5-10   | 2-4 | 3-6 |     |
| Texas A&M-CC        | 2-0    | 2-0 |     |     |
| Texas A&M-Commerce  | 2-0    | 1-0 | 1-0 |     |
| Texas Tech          | 2-0    | 2-0 |     |     |
| Tulsa               | 2-5    | 1-2 | 1-1 | 0-2 |
| UAB                 | 3-0    | 3-0 |     |     |
| UCLA                | 0-1    | 0-0 | 0-0 | 0-1 |
| UConn               | 1-0    |     |     | 1-0 |
| UIC                 | 1-0    |     |     | 1-0 |
| ULM                 | 2-0    |     |     | 2-0 |
| UMass Lowell        | 2-0    |     |     | 2-0 |
| UNLV                | 1-1    |     | 1-0 | 0-1 |
| Utah                | 1-0    |     |     | 1-0 |
| UT Arlington        | 7-1    | 4-0 | 3-1 |     |
| UTEP                | 1-0    |     |     | 1-0 |
| Villanova           | 3-1    | 2-1 |     | 1-0 |
| Washington          | 0-3    |     |     | 0-3 |
| Weber State         | 3-0    |     |     | 3-0 |
| Western Illinois    | 1-0    | 1-0 |     |     |
| Western Kentucky    | 2-0    |     | 2-0 |     |
| Wichita State       | 6-3    | 6-1 | 0-2 |     |
| Wright State        | 2-0    | 2-0 |     |     |

**TOP 25 WINS UNDER DEIFEL**

| Date    | Opponent              | Result | Score    | Site |
|---------|-----------------------|--------|----------|------|
| 3/19/16 | vs. #23 Nebraska      | W      | 11-10    | N    |
| 3/17/17 | #14 Tennessee         | W      | 4-3      | H    |
| 3/18/17 | #14 Tennessee         | W      | 2-1      | H    |
| 4/8/17  | at #24 Missouri       | W      | 6-5      | A    |
| 4/9/17  | at #24 Missouri       | W      | 4-2      | A    |
| 4/16/17 | #5 Texas A&M          | W      | 4-3      | H    |
| 2/17/18 | vs. #21 Utah          | W      | 4-2      | N    |
| 3/30/18 | #20 Mississippi State | W      | 3-2      | H    |
| 3/31/18 | #20 Mississippi State | W      | 6-0      | H    |
| 4/1/18  | #20 Mississippi State | W      | 8-2      | H    |
| 4/8/18  | at #12 South Carolina | W      | 4-0      | A    |
| 4/14/18 | #15 Alabama           | W      | 3-0      | H    |
| 4/15/18 | #15 Alabama           | W      | 6-3      | H    |
| 4/21/18 | at #11 Auburn         | W      | 4-2      | A    |
| 5/9/18  | vs. #19 Kentucky      | W      | 3-1      | N    |
| 5/10/18 | vs. #8 Georgia        | W      | 8-3      | N    |
| 3/15/19 | #16 South Carolina    | W      | 3-2      | H    |
| 3/16/19 | #16 South Carolina    | W      | 7-4      | H    |
| 3/23/19 | at #5 Tennessee       | W      | 1-0      | A    |
| 3/29/19 | #18 Kentucky          | W      | 1-0      | H    |
| 3/31/19 | #18 Kentucky          | W      | 3-2      | H    |
| 4/18/19 | #9 LSU                | W      | 8-5      | H    |
| 4/19/19 | #9 LSU                | W      | 11-1 (5) | H    |
| 5/3/19  | #23 Auburn            | W      | 1-0      | H    |
| 5/4/19  | #23 Auburn            | W      | 7-1      | H    |
| 5/5/19  | #23 Auburn            | W      | 5-2      | H    |
| 3/6/20  | at #9 Alabama         | W      | 1-0      | A    |
| 2/21/21 | vs. #21 Baylor        | W      | 7-2      | N    |
| 3/12/21 | at #20 South Carolina | W      | 4-1      | A    |
| 3/13/21 | at #20 South Carolina | W      | 7-5 (10) | A    |
| 3/14/21 | at #20 South Carolina | W      | 3-2      | A    |
| 4/10/21 | #4 Alabama            | W      | 4-0      | H    |
| 4/16/21 | at #20 Georgia        | W      | 10-3     | A    |
| 4/17/21 | at #20 Georgia        | W      | 5-2      | A    |
| 4/18/21 | at #20 Georgia        | W      | 5-2      | A    |
| 5/1/21  | at #16 LSU            | W      | 1-0      | A    |
| 5/3/21  | at #16 LSU            | W      | 4-1      | A    |
| 3/18/22 | at #10 Tennessee      | W      | 4-3      | A    |
| 3/19/22 | at #10 Tennessee      | W      | 9-6      | A    |
| 4/8/22  | #21 Auburn            | W      | 7-4      | H    |
| 4/9/22  | #21 Auburn            | W      | 4-3      | H    |
| 4/10/22 | #21 Auburn            | W      | 17-4 (5) | H    |
| 4/15/22 | #15 Kentucky          | W      | 2-1      | H    |
| 4/17/22 | #15 Kentucky          | W      | 8-0 (6)  | H    |
| 4/22/22 | at #14 Florida        | W      | 9-1 (6)  | A    |
| 4/23/22 | at #14 Florida        | W      | 5-4      | A    |
| 4/24/22 | at #14 Florida        | W      | 2-0      | A    |
| 5/13/22 | at #14 Florida        | W      | 4-1      | A    |
| 5/14/22 | vs. #16 Missouri      | W      | 4-0      | N    |
| 5/21/22 | #24 Oregon            | W      | 6-2      | H    |
| 5/22/22 | #24 Oregon            | W      | 9-3      | H    |
| 5/26/22 | #18 Texas             | W      | 7-1      | H    |
| 2/18/23 | vs. #22 Louisiana     | W      | 7-6      | N    |
| 2/23/23 | #19 Arizona           | W      | 3-2      | H    |
| 2/24/23 | #19 Arizona           | W      | 2-1      | H    |
| 3/19/23 | at #13 Alabama        | W      | 5-3      | A    |
| 3/20/23 | at #13 Alabama        | W      | 2-1 (10) | A    |
| 3/24/23 | #10 Florida           | W      | 6-2      | H    |
| 3/26/23 | #10 Florida           | W      | 14-1 (5) | H    |
| 4/8/23  | #10 Georgia           | W      | 4-3      | H    |
| 4/22/23 | at #20 Kentucky       | W      | 8-1      | A    |
| 4/22/23 | at #20 Kentucky       | W      | 14-6 (5) | A    |
| 4/30/23 | #3 Tennessee          | W      | 6-4      | H    |
| 5/1/23  | #3 Tennessee          | W      | 2-0      | H    |
| 3/23/24 | #20 Mississippi State | W      | 3-0      | H    |
| 3/30/24 | at #3 Georgia         | W      | 3-2      | A    |
| 4/1/24  | at #3 Georgia         | W      | 8-2      | A    |
| 4/5/24  | #11 Missouri          | W      | 5-2      | H    |
| 4/7/24  | #11 Missouri          | W      | 4-1      | H    |
| 4/12/24 | at #25 South Carolina | W      | 4-3      | A    |
| 4/14/24 | at #25 South Carolina | W      | 3-0      | A    |
| 4/19/24 | #15 Alabama           | W      | 1-0 (9)  | H    |
| 4/21/24 | #15 Alabama           | W      | 8-0 (5)  | H    |
| 4/26/24 | at #7 LSU             | W      | 2-1      | A    |
| 4/27/24 | at #7 LSU             | W      | 4-1      | A    |

## MISC. HITTING RECORDS

### 4+ Hit Games

| No. | Player             | Opponent          | Date    |
|-----|--------------------|-------------------|---------|
| 5   | Danielle Gibson    | Furman            | 4/13/19 |
| 5   | Macy Burr          | Texas Southern    | 2/25/11 |
| 5   | Whitney Cloer      | Kentucky          | 3/31/07 |
| 4   | Reagan Johnson     | Ohio              | 2/9/24  |
| 4   | Reagan Johnson     | Kentucky          | 4/22/23 |
| 4   | Reagan Johnson     | Iowa St.          | 3/2/23  |
| 4   | KB Sides           | Lehigh            | 3/11/22 |
| 4   | Danielle Gibson    | Alabama           | 3/6/20  |
| 4   | Braxton Burnside   | Furman            | 2/15/20 |
| 4   | Sydney Parr        | Nebraska          | 2/9/20  |
| 4   | Hannah McEwen      | LSU               | 4/19/19 |
| 4   | Hannah McEwen      | Nevada            | 3/1/19  |
| 4   | Danielle Gibson    | SIUE              | 3/23/19 |
| 4   | Katie Warrick      | Iowa St.          | 3/16/18 |
| 4   | Stephanie Canfield | Florida A&M       | 2/24/17 |
| 4   | Autumn Buczek      | Central Mich.     | 2/21/16 |
| 4   | Devon Wallace      | Southeast Mo. St. | 3/1/15  |
| 4   | Stephanie Canfield | Virginia          | 2/21/15 |
| 4   | Kasey Fagan        | Butler            | 2/13/14 |
| 4   | Sierra Bronkey     | Saint Louis       | 2/24/13 |
| 4   | Stephanie Canfield | Murray St.        | 2/23/13 |
| 4   | Devon Wallace      | Alabama           | 4/27/12 |
| 4   | Katie Harrison     | Belmont           | 2/10/12 |
| 4   | Kayla Johnson      | Mississippi St.   | 3/18/09 |
| 4   | Jessica Bachkora   | UAB               | 2/8/08  |
| 4   | Miranda Dixon      | ULM               | 3/4/07  |
| 4   | Lauren Hendrix     | vs. Houston       | 2/9/01  |
| 4   | Dana Gulick        | at Kentucky       | 4/24/98 |

### Multi-HR Games

| No. | Player            | Opponent            | Date    |
|-----|-------------------|---------------------|---------|
| 2   | Nicole Schroeder  | Louisville          | 2/14/15 |
| 2   | Parker Pockington | Butler              | 2/13/14 |
| 2   | Clarisa Navarro   | UMKC                | 3/27/13 |
| 2   | Devon Wallace     | Alabama             | 4/28/12 |
| 2   | Jennifer Rambo    | Kentucky            | 4/11/12 |
| 2   | Devon Wallace     | Kentucky            | 4/11/12 |
| 2   | Becca Carden      | Ole Miss            | 3/23/12 |
| 2   | Lane McGuirt      | Tennessee           | 4/14/10 |
| 2   | Sandra Smith      | Kentucky            | 3/21/10 |
| 2   | Jessica Bachkora  | SIUE                | 3/14/10 |
| 2   | Jessica Bachkora  | Missouri St.        | 2/20/10 |
| 2   | Sandra Smith      | Sam Houston St.     | 2/19/10 |
| 2   | Whitney Cloer     | Oklahoma            | 5/16/09 |
| 2   | Miranda Dixon     | Oklahoma            | 4/8/09  |
| 2   | Sandra Smith      | Auburn              | 4/5/09  |
| 2   | Whitney Cloer     | Kentucky            | 3/21/09 |
| 2   | Dayna Huckabee    | Kentucky            | 4/13/07 |
| 2   | Whitney Cloer     | Nebraska            | 3/18/07 |
| 2   | Miranda Dixon     | ULM                 | 3/4/07  |
| 2   | Cortney Mitchell  | at Coastal Carolina | 3/11/02 |

### Home Run Cycles

Name: Danielle Gibson (solo, two-run home run, three-run home run, grand slam)  
 Opponent: SIU-Edwardsville  
 Date: 2/23/19  
 Result: W, 15-3 (4)

### Multi-HR Games

| No. | Player           | Opponent           | Date    |
|-----|------------------|--------------------|---------|
| 4   | Danielle Gibson  | SIUE               | 2/28/22 |
| 3   | Rylin Hedgecock  | Kentucky           | 3/3/23  |
| 2   | Bri Ellis        | Southern Miss      | 2/15/25 |
| 2   | Courtney Day     | Bradley            | 2/8/25  |
| 2   | Hannah Gammill   | Georgia            | 4/1/24  |
| 2   | Kennedy Miller   | Auburn             | 3/16/24 |
| 2   | Kennedy Miller   | FAU                | 3/1/24  |
| 2   | Cylie Halvorson  | UT-Arlington       | 2/23/24 |
| 2   | Bri Ellis        | Long Beach St.     | 2/16/24 |
| 2   | Kacie Hoffman    | Mississippi St.    | 3/31/23 |
| 2   | Rylin Hedgecock  | Florida            | 3/26/23 |
| 2   | Hannah Gammill   | Florida            | 3/24/23 |
| 2   | Rylin Hedgecock  | A&M-Corpus Christi | 3/3/23  |
| 2   | Taylor Ellsworth | South Carolina     | 5/1/22  |
| 2   | Linnie Malkin    | South Carolina     | 4/30/22 |
| 2   | KB Sides         | Kentucky           | 4/17/22 |
| 2   | Linnie Malkin    | Southeast Mo. St.  | 4/12/22 |
| 2   | Taylor Ellsworth | Auburn             | 4/10/22 |
| 2   | Linnie Malkin    | Auburn             | 4/8/22  |
| 2   | Danielle Gibson  | Ole Miss           | 4/3/22  |
| 2   | Danielle Gibson  | Western Ky.        | 3/21/22 |
| 2   | Danielle Gibson  | Tennessee          | 3/19/22 |
| 2   | Taylor Ellsworth | Lehigh             | 3/11/22 |
| 2   | Hannah Gammill   | Maryland           | 3/11/22 |
| 2   | Linnie Malkin    | Central Ark.       | 4/21/21 |
| 2   | Kayla Green      | Alabama            | 4/10/21 |
| 2   | Kayla Green      | Missouri St.       | 4/6/21  |
| 2   | Braxton Burnside | South Carolina     | 3/13/21 |
| 2   | Danielle Gibson  | Northwestern St.   | 3/6/21  |
| 2   | Danielle Gibson  | Northwestern St.   | 3/5/21  |
| 2   | Braxton Burnside | Texas Tech         | 2/28/21 |
| 2   | Braxton Burnside | Southeast Mo. St.  | 2/26/21 |
| 2   | Linnie Malkin    | McNeese            | 2/20/21 |
| 2   | Braxton Burnside | Oklahoma St.       | 2/11/21 |
| 2   | Ashley Diaz      | UT Arlington       | 3/26/19 |
| 2   | Hannah McEwen    | Saint Louis        | 4/10/18 |
| 2   | Katie Warrick    | Iowa St.           | 3/16/18 |
| 2   | Braxton Burnside | Grand Canyon       | 2/17/17 |
| 2   | A.J. Belans      | Missouri           | 4/9/17  |
| 2   | Nicole Schroeder | Oklahoma St.       | 3/1/17  |
| 2   | Tori Cooper      | San Diego          | 2/19/17 |
| 2   | Nicole Schroeder | Loyola Marymount   | 2/17/17 |
| 2   | Nicole Schroeder | UMass Lowell       | 2/11/17 |





## MISC. PITCHING RECORDS

| No. | Pitcher             | Opponent                 | Date    | Total by Pitcher              | No.                       | Name         | Years   |
|-----|---------------------|--------------------------|---------|-------------------------------|---------------------------|--------------|---------|
| 16  | Mary Haff           | Furman                   | 4/13/19 | 16                            | Mary Haff.....            | 2018-22      |         |
| 16  | Heather Schlichtman | Marshall                 | 4/9/04  | 14                            | Katy Henry.....           | 2005-08      |         |
| 15  | Heather Schlichtman | vs Wichita State         | 3/3/01  | 9                             | Robyn Herron.....         | 2024-Present |         |
| 15  | Heather Schlichtman | vs Auburn                | 3/13/04 | 8                             | Heather Schlichtman ..... | 2001-04      |         |
| 15  | Katy Henry          | ULM                      | 2/25/05 | 8                             | Chenise Delce .....       | 2022-2023    |         |
| 15  | Katy Henry          | vs UTSA                  | 2/16/07 | 7                             | Kimmy Beasley .....       | 2012-14      |         |
| 15  | Kimmy Beasley       | Auburn                   | 5/3/13  | 5                             | Miranda Dixon.....        | 2007-10      |         |
| 15  | Mary Haff           | at Tennessee             | 3/23/19 | 5                             | Hope McLemore.....        | 2010-13      |         |
| 14  | Mary Haff           | Maryland                 | 3/11/22 | 4                             | Rachel Talley.....        | 1999-02      |         |
| 14  | Heather Schlichtman | vs Appalachian State     | 2/7/04  | 3                             | Autumn Storms.....        | 2017-21      |         |
| 14  | Heather Schlichtman | Mississippi Valley State | 2/29/04 | 2                             | Chelsea Cohen .....       | 2010-13      |         |
| 14  | Heather Schlichtman | at Kentucky              | 4/24/04 | 1                             | Jenna Bloom.....          | 2020-22      |         |
| 14  | Katy Henry          | Kansas City              | 2/23/07 | 1                             | Kim Jones .....           | 2008-11      |         |
| 14  | Robyn Herron        | Drake                    | 2/24/23 | 1                             | Tammy Kincaid.....        | 1997-2000    |         |
| 13  | Rachel Talley       | vs Virginia Tech         | 2/18/01 | 1                             | Grace Moll.....           | 2014-17      |         |
| 13  | Heather Schlichtman | Oklahoma City            | 4/23/02 | 1                             | Morgan Leinstock .....    | 2024         |         |
| 13  | Katy Henry          | Centenary                | 3/5/06  | 1                             | Reis Beuerlein .....      | 2025         |         |
| 13  | Chelsea Cohen       | Saint Louis              | 2/24/13 | <b>No-Hitters</b>             |                           |              |         |
| 13  | Mary Haff           | at Saint Louis           | 4/10/18 | <b>Pitchers</b>               |                           |              |         |
| 13  | Mary Haff           | vs Lipscomb              | 2/10/19 | <b>Opponent</b>               |                           |              |         |
| 13  | Autumn Storms       | Southeast Missouri       | 2/21/19 | <b>Result</b>                 |                           |              |         |
| 12  | Tammy Kincaid       | Alabama                  | 3/21/99 | <b>Date</b>                   |                           |              |         |
| 12  | Rachel Talley       | at Auburn                | 4/9/99  | Tammy Kincaid / Rachel Talley | CSUN                      | W, 1-0       | 2/20/00 |
| 12  | Heather Schlichtman | at FIU                   | 3/2/01  | Jennifer Bottoms              | Ohio State                | W, 2-0       | 3/4/00  |
| 12  | Rachel Talley       | vs FAU                   | 3/3/01  | Katy Henry                    | Centenary                 | W, 1-0       | 4/5/06  |
| 12  | Rachel Talley       | vs Utah                  | 2/16/02 | Kimmy Beasley                 | Savannah State            | W, 10-0 (6)  | 3/19/13 |
| 12  | Katy Henry          | vs Virginia              | 2/9/07  | Hope McLemore / Chelsea Cohen | Kentucky                  | W, 4-0       | 4/20/13 |
| 12  | Katy Henry          | Creighton                | 2/24/08 | Grace Moll                    | Eastern Michigan          | W, 13-0 (5)  | 2/21/14 |
| 12  | Miranda Dixon       | ULM                      | 4/2/08  | Mary Haff                     | Northern Colorado         | W, 9-0 (6)   | 3/2/18  |
| 12  | Hope McLemore       | Louisiana Tech           | 3/13/10 | Autumn Storms                 | Central Connecticut State | W, 7-0       | 3/3/18  |
| 12  | Kim Jones           | vs. Rhode Island         | 2/13/11 | Mary Haff                     | Texas Tech                | W, 9-0 (5)   | 2/26/21 |
| 12  | Kimmy Beasley       | LSU                      | 4/6/13  | Mary Haff                     | Maryland                  | W, 6-0       | 3/11/22 |
| 12  | Kimmy Beasley       | at Missouri              | 4/13/13 | Robyn Herron                  | Illinois State            | W, 7-0       | 2/24/24 |
| 12  | Mary Haff           | vs Fordham               | 2/19/18 | Robyn Herron                  | ULM                       | W, 10-0 (5)  | 2/16/25 |
| 12  | Mary Haff           | Northern Colorado        | 3/2/18  | <b>Perfect Games</b>          |                           |              |         |
| 12  | Mary Haff           | Dartmouth                | 3/3/18  | <b>Pitchers</b>               |                           |              |         |
| 12  | Mary Haff           | Omaha                    | 2/28/19 | <b>Opponent</b>               |                           |              |         |
| 12  | Mary Haff           | Boston U                 | 3/2/19  | <b>Result</b>                 |                           |              |         |
| 12  | Mary Haff           | vs. UIC                  | 2/15/20 | <b>Date</b>                   |                           |              |         |
| 12  | Mary Haff           | Indiana                  | 2/18/23 | Mary Haff                     | Maryland                  | W, 6-0       | 3/11/22 |
| 12  | Chenise Delce       | Arizona                  | 2/23/23 | Robyn Herron                  | Illinois State            | W, 7-0       | 2/24/24 |
| 12  | Robyn Herron        | Iowa State               | 3/2/23  |                               |                           |              |         |
| 12  | Chenise Delce       | UAB                      | 4/14/23 |                               |                           |              |         |
| 11  | Robyn Herron        | ULM                      | 2/16/25 |                               |                           |              |         |
| 11  | Katy Henry          | Northwestern State       | 3/4/06  |                               |                           |              |         |
| 11  | Kimmy Beasley       | LSU                      | 4/7/13  |                               |                           |              |         |
| 11  | Kimmy Beasley       | Kentucky                 | 4/19/13 |                               |                           |              |         |
| 11  | Grace Moll          | at Southeast Missouri    | 4/6/16  |                               |                           |              |         |
| 11  | Autumn Storms       | Boston U                 | 3/2/19  |                               |                           |              |         |
| 11  | Mary Haff           | at Central Arkansas      | 3/9/21  |                               |                           |              |         |
| 11  | Mary Haff           | at Tennessee             | 3/18/22 |                               |                           |              |         |
| 11  | Chenise Delce       | North Texas              | 3/3/23  |                               |                           |              |         |
| 11  | Robyn Herron        | Illinois State           | 2/24/24 |                               |                           |              |         |
| 10  | Katy Henry          | at Ole Miss              | 3/21/06 |                               |                           |              |         |
| 10  | Katy Henry          | at Florida               | 3/25/06 |                               |                           |              |         |
| 10  | Katy Henry          | Kansas                   | 4/5/06  |                               |                           |              |         |
| 10  | Miranda Dixon       | at Texas A&M             | 2/16/07 |                               |                           |              |         |
| 10  | Katy Henry          | Northern Iowa            | 3/3/07  |                               |                           |              |         |
| 10  | Katy Henry          | at Kansas                | 4/3/07  |                               |                           |              |         |
| 10  | Miranda Dixon       | at South Carolina        | 3/3/08  |                               |                           |              |         |
| 10  | Katy Henry          | ULM                      | 4/2/08  |                               |                           |              |         |
| 10  | Katy Henry          | at Kentucky              | 4/12/08 |                               |                           |              |         |
| 10  | Miranda Dixon       | vs Cleveland State       | 3/7/09  |                               |                           |              |         |
| 10  | Miranda Dixon       | at Ole Miss              | 3/29/09 |                               |                           |              |         |
| 10  | Hope McLemore       | vs Iowa                  | 2/12/10 |                               |                           |              |         |
| 10  | Hope McLemore       | Drake                    | 3/6/10  |                               |                           |              |         |
| 10  | Hope McLemore       | at Georgia               | 4/2/10  |                               |                           |              |         |
| 10  | Chelsea Cohen       | ULM                      | 2/22/13 |                               |                           |              |         |
| 10  | Kimmy Beasley       | Jacksonville State       | 3/2/13  |                               |                           |              |         |
| 10  | Hope McLemore       | Kentucky                 | 4/20/13 |                               |                           |              |         |
| 10  | Kimmy Beasley       | Butler                   | 2/13/14 |                               |                           |              |         |
| 10  | Jenna Bloom         | Kansas                   | 3/10/20 |                               |                           |              |         |
| 10  | Mary Haff           | North Dakota State       | 2/25/21 |                               |                           |              |         |
| 10  | Mary Haff           | at South Carolina        | 3/12/21 |                               |                           |              |         |
| 10  | Autumn Storms       | Alabama                  | 4/10/21 |                               |                           |              |         |
| 10  | Chenise Delce       | Louisville               | 2/28/22 |                               |                           |              |         |
| 10  | Chenise Delce       | Missouri State           | 3/3/22  |                               |                           |              |         |
| 10  | Chenise Delce       | Kennesaw State           | 3/5/22  |                               |                           |              |         |
| 10  | Chenise Delce       | UCA                      | 3/6/23  |                               |                           |              |         |
| 10  | Mary Haff           | at Ole Miss              | 4/2/22  |                               |                           |              |         |
| 10  | Robyn Herron        | Texas A&M Commerce       | 4/18/23 |                               |                           |              |         |
| 10  | Chenise Delce       | Alabama                  | 5/11/23 |                               |                           |              |         |
| 10  | Robyn Herron        | vs. Penn State           | 2/10/24 |                               |                           |              |         |
| 10  | Robyn Herron        | Northern Iowa            | 3/10/24 |                               |                           |              |         |
| 10  | Morgan Leinstock    | at Auburn                | 3/16/24 |                               |                           |              |         |
| 10  | Reis Beuerlein      | Illinois                 | 2/28/25 |                               |                           |              |         |



## THE LAST TIME

### ARKANSAS - TEAM

|  |  |
|--|--|
| Defeated a ranked opponent.....  | def. #7 LSU, 4-1 (April 27, 2024)                              |
| Defeated a Top 10 ranked opponent.....   | def. #7 LSU, 4-1, in Baton Rouge (April 27, 2024)              |
| Highest ranked team defeated.....  | def. #1 Cal, 3-2 (May 19, 2012)                                |
| Won 10 or more consecutive games.....  | 14 (Feb. 6- Feb. 22)   |
| Longest conference win streak.....   | 12 (March 12, 2021-April 3, 2022)                              |
| Won 5 or more consecutive conference home games.....   | 7 (March 20-April 22, 2023)                                    |
| Won 5 or more consecutive road games.....  | 7 (March 20-April 22, 2023)                                    |
| Won in Extra Innings.....  | 1-0 (9) vs. #15 Alabama (April 19, 2024)                       |
| Lost in Extra Innings.....   | 3-2 (8) vs. Penn State (Feb. 10, 2024)                         |
| Played at least 10 Innings.....  | (10) W, 2-1 vs. Alabama (March 20, 2023)                       |
| Played at least 11 Innings.....  | (11) W, 4-3 vs. Drake (Feb. 24, 2023)                          |
| Played at least 12 Innings.....  | (14) W, 6-4 at McNeese (Feb. 20, 2021)                         |
| Played at least 13 Innings.....  | (14) W, 6-4 at McNeese (Feb. 20, 2021)                         |
| Played 14 or more Innings.....   | (14) W, 6-4 at McNeese (Feb. 20, 2021)                         |
| Lost 5 or more consecutive games.....  | 5 (May 6-20, 2017)   |
| Lost 5 or more consecutive conference games.....   | 6 (Mar. 24-April 2, 2017)                                      |
| Scored 10 or more runs in a game.....  | 13 vs. Missouri State (March 2, 2025)                          |
| Scored 10 or more runs in three straight games.....  | LA Tech Classic (Feb. 15-16, 2025)                             |
| Scored 10 or more runs in four straight games.....   | Wooo Pig Classic (Feb. 28-March 2, 2025)                       |
| Scored 15 or more runs in a game.....  | 23 vs. Lipscomb (Feb. 7, 2025)                                 |
| Shut out back-to-back opponents.....   | Illinois State, UT-Arlington (Feb. 22-23, 2024)                |
| Shut out three straight opponents.....   | Drake, Iowa State, TAMU-CC (Feb. 26-May 2-3, 2023)             |
| Was shutout (extra-inning game).....   | 2-0 (10) vs Liberty (March 16, 2021)                           |
| Was Shutout (7-inning game).....   | 6-0 vs. Ole Miss (May 3, 2024)                                 |
| Was Shutout (6-inning game).....   | 8-0 (6) vs. Washington (Feb. 11, 2022)                         |
| Was Shutout (5-inning game).....   | 8-0 at #8 Florida (April 6, 2019)                              |
| Was Shutout In Fayetteville.....   | 6-0 vs. Ole Miss (May 3, 2024)                                 |
| Was No-Hit.....  | at #1 Florida (May 16, 2016)                                   |
| Was No-Hit by SEC Opponent.....  | at #1 Florida (May 16, 2016)                                   |
| Was No-Hit in Fayetteville.....  | vs #9 Georgia (May 3, 2009)                                    |
| Swept a three-game conference series.....  | vs. Mississippi State (March 31-April 2, 2023)                 |
| Swept four or more conference series.....  | #20 S. Car., Ole Miss, Miss. State, #25 Auburn, #20 UGA (2021) |
| Swept a three-game home conference series.....   | vs. South Carolina (April 29-May 1)                            |
| Swept a three-game road conference series.....   | at Mississippi State (March 31-April 2, 2023)                  |
| Swept a non-conference doubleheader.....   | vs SEMO (April 12, 2022)                                       |
| Run ruled an opponent.....   | 13-2 (5) vs. Missouri State (March 2, 2025)                    |
| Most consecutive run-rule wins in a season.....  | 7, 2025  |
| Was run-ruled.....   | L, 9-1 (6) vs. #25 Ole Miss (March 7, 2025)                    |
| Hit back-to-back home runs.....  | Kailey Wyckoff and Ella McDowell at Texas State (Feb 6, 2025)  |
| Hit five or more home runs in a game.....  | 7 vs. Lehigh (March 11, 2022)                                  |
| Hit four or more home runs in a game.....  | 4 at Auburn (March 16, 2024)                                   |
| Hit three or more home runs in a game.....   | 3 vs. Southern Illinois (Feb. 15, 2025)                        |
| Homered in five or more consecutive games.....   | 10 (Feb. 20-March 3, 2025)                                     |
| Had 10 hits in a game.....   | 10 vs. Cal State Fullerton (Feb. 20, 2025)                     |
| Had 15 or more hits in a game.....   | 17 vs Lipscomb (Feb. 7, 2025)                                  |
| Had 10 or more hits in 2 consecutive games (2), vs. Rutgers, Cal State Fullerton (Feb. 20, 2025) |  |
| Had 10 or more hits in 3 consecutive games.....  | (3) vs Iowa, Illinois, Missouri St. (Feb. 28-March 2, 2025)    |
| Had five or more doubles in a game.....  | 5 vs Southern Miss (Feb. 16, 2025)                             |
| Had two or more triples in a game.....   | 2 vs. Lipscomb (Feb. 7, 2025)                                  |
| Had 10 or more RBI in a game.....  | 11 vs. Missouri State (March 2, 2025)                          |
| Had 20 or more RBI in a game.....  | 21 vs. Lipscomb (Feb. 7, 2025)                                 |
| No-hit the opposition, 5 innings.....  | vs. ULM (Feb. 16, 2025)  |
| No-hit the opposition, 6 innings.....  | vs. Illinois State (Feb. 24, 2024)                             |
| No-hit the opposition, 7 innings.....  | vs. Illinois State (Feb. 24, 2024)                             |
| Recorded 10 or more walks.....   | 11 vs. Lipscomb (Feb. 7, 2025)                                 |
| Left 10 or more runners on base.....   | 10 vs. Central Arkansas (April 30, 2024)                       |
| Allowed 10 or more hits.....   | 13 vs. Mississippi State (March 24, 2024)                      |
| Allowed 10 or more runs.....   | 12 vs. Missouri (April 6, 2024)                                |
| Allowed 10 or more earned runs.....  | 14 vs. Oregon (May 21, 2023)                                   |
| Allowed 10 or more RBI.....  | 15 vs. Mississippi State (March 24, 2024)                      |
| Allowed five or more doubles.....  | 5 vs LSU (April 29, 2016)                                      |
| Allowed three or more home runs.....   | 4 vs. Mississippi State (March 24, 2024)                       |

### OPPONENT-TEAM

|   |   |
|---|---|
| Scored 10 or more runs in a game.....                           | 15 vs. Mississippi State (March 24, 2024) |
| Scored 15 or more runs in a game.....                           | 15 vs. Mississippi State (March 24, 2024) |
| Had 10 or more hits in a game.....                              | 10 vs. UCLA (Feb. 22, 2025)               |
| Had 15-19 hits in a game.....                                   | 15 vs. Georgia (May, 2017)                |
| Shut out Arkansas (7-inning game).....                          | 6-0 vs. Ole Miss (May 3, 2024)            |
| Shut out Arkansas (5-inning game).....                          | L, 8-0 at #18 Florida (April 6, 2019)     |
| Shut out Arkansas (extra-inning).....                           | L, 2-0 (10) vs Liberty (March 16, 2021)   |
| Shut out Arkansas in consecutive games.....                     | L, 3-0/8-0 at #8 Florida (April 6, 2019)  |
| Shut out Arkansas in Fayetteville.....                          | 6-0 vs. Ole Miss (May 3, 2024)            |
| Conference opponent S/O Arkansas in Fayetteville.....           | 6-0 vs. Ole Miss (May 3, 2024)            |
| Conference opponent S/O Arkansas on the road.....               | 1-0 vs. #7 LSU (April 28, 2024)           |
| Won a non-conference series against Arkansas.....               |   |
| Won a conference series in Fayetteville.....                    | vs. Ole Miss (May 3-4, 2024)              |
| Swept a three-game non-conference series against Arkansas.....  | Texas (March 14-16, 2015)                 |
| Swept a three-game non-conference series in Fayetteville.....   | Texas (March 14-16, 2015)                 |
| Swept a three game conference series in Fayetteville.....       | vs Georgia (May 5-7, 2017)                |
| Swept a three-game conference road series against Arkansas..... | at #8 Florida (April 5-7, 2019)           |

### ARKANSAS-INDIVIDUAL

|   |  |
|---|--|
| Hit a grand slam.....                               | Atalyia Rijo vs. Missouri State (March 2, 2025)  |
| Hit a walk-off grand slam.....                      | Atalyia Rijo vs. Missouri State (March 2, 2025)  |
| Hit a walk-off home run.....                        | Atalyia Rijo vs. Missouri State (March 2, 2025)  |
| Hit two home runs in a game.....                    | 2, Bri Ellis vs. Southern Miss (Feb. 15, 2025)   |
| Hit three home runs in a game.....                  | Rylin Hedgecock vs. Tennessee (April 22, 2023)   |
| Hit four home runs in a game.....                   | Danielle Gibson vs SIUE (Feb 23, 2019)   |
| Homered in consecutive games in a conf. series..... | Bri Ellis, Games 1 & 2, at Auburn (March 16, 2024)   |
| Homered in three or more consecutive games.....     | (3) Kristina Foreman at the Rebel Kickoff vs. Weber State (twice) and Southern Utah (Feb. 10-11, 2023) |
| Hit an inside the park home run.....                | KB Sides vs Illinois (Feb. 18, 2022)   |
| Hit for the home run cycle.....                     | Danielle Gibson vs SIUE (Feb 23, 2019)   |
| Had five hits in a game.....                        | 5, Danielle Gibson at South Carolina (March 13, 2021)  |
| Had four hits in a game.....                        | 4, Reagan Johnson vs. Ohio (Feb. 9, 2024)  |
| Had two doubles in a game.....                      | 2, Kailey Wyckoff, vs. ULM (March 16, 2025)  |
| Had three doubles in a game.....                    | 3, KB Sides vs. Florida (April 22, 2022)   |
| Had four or more RBI in a game.....                 | 6, Bri Ellis vs. Southern Miss (Feb. 15, 2025)   |
| Had six or more RBI in a game.....                  | 6, Courtney Day vs. Illinois (Feb. 28, 2025)   |
| Had 10 or more RBI in a game.....                   | (10) Danielle Gibson vs SIUE (Feb 23, 2019)  |
| Walked three or more times in a game.....           | (3) Raigan Kramer vs. Ohio (Feb. 9, 2024)  |
| Stole three bases in a game.....                    | (3) Reagan Johnson vs. Illinois (March 1, 2025)  |
| Pitched a complete game shutout.....                | Robyn Herron, 5.0 IP, vs. Iowa (March 1, 2025)   |
| Had 10 or more strikeouts in a game.....            | (11) Robyn Herron vs. ULM (Feb. 16, 2025)  |
| Gave up 10 or more hits in a game.....              | 11, Hannah Camenzind vs. #3 Georgia (March 31, 2024)   |
| Gave up three or more home runs in a game.....      | (3) Chenise Delce vs. Florida State (Feb. 17, 2023)  |
| Threw a perfect game.....                           | Robyn Herron vs. Illinois State (Feb. 24, 2024)  |
| Threw a 7-inning no hitter.....                     | Robyn Herron vs. Illinois State (Feb. 24, 2024)  |
| Threw a 5-inning no hitter.....                     | (5 Inn.) Robyn Herron vs ULM (Feb. 16, 2025)   |

## HOGS RECORD WHEN...

| 2025 BY GAME               | Overall | SEC  |      |      |     |     |
|----------------------------|---------|------|------|------|-----|-----|
| Home                       | 5-0     | 0-0  |      |      |     |     |
| Away                       | 2-1     | 0-1  |      |      |     |     |
| Neutral                    | 11-1    | 0-0  |      |      |     |     |
| Day Games (< 5 pm.)        | 14-1    | 0-0  |      |      |     |     |
| Night Games (> 5 pm.)      | 5-1     | 0-1  |      |      |     |     |
| Ranked Opponents           | 0-2     | 0-1  |      |      |     |     |
| Unranked Opponents         | 19-0    | 0-0  |      |      |     |     |
| <b>BY OPPOSING STARTER</b> |         |      |      |      |     |     |
| Left-handed                | 3-1     | 0-0  |      |      |     |     |
| Right-handed               | 16-1    | 0-1  |      |      |     |     |
| <b>BY ARKANSAS STARTER</b> |         |      |      |      |     |     |
| 5+ inn.                    | 10-1    | 0-1  |      |      |     |     |
| Less than 5 inn.           | 9-1     | 0-0  |      |      |     |     |
| <b>BY SCORING/MARGIN</b>   |         |      |      |      |     |     |
| Scoring first              | 16-0    | 0-0  |      |      |     |     |
| Opp. scores first          | 3-2     | 0-1  |      |      |     |     |
| One-run games              | 1-0     | 0-0  |      |      |     |     |
| Two-run games              | 2-0     | 0-0  |      |      |     |     |
| Three+ run games           | 16-2    | 0-1  |      |      |     |     |
| Shutouts                   | 7-0     | 0-0  |      |      |     |     |
| Extra innings              | 0-0     | 0-0  |      |      |     |     |
| 0-2 runs                   | 1-2     | 0-1  |      |      |     |     |
| 3-5 runs                   | 2-0     | 0-0  |      |      |     |     |
| 6-9 runs                   | 5-0     | 0-0  |      |      |     |     |
| 10+ runs                   | 9-0     | 0-0  |      |      |     |     |
| Out-hit opp.               | 19-0    | 0-0  |      |      |     |     |
| Out-hit by opp.            | 0-2     | 0-1  |      |      |     |     |
| Equal hits                 | 0-0     | 0-0  |      |      |     |     |
| Hitting a HR               | 16-1    | 0-0  |      |      |     |     |
| Going homerless            | 3-1     | 0-1  |      |      |     |     |
| Allowing a HR              | 4-2     | 0-1  |      |      |     |     |
| Not allowing a HR          | 15-0    | 0-0  |      |      |     |     |
| Errorless                  | 15-0    | 0-0  |      |      |     |     |
| Error committed            | 4-1     | 0-0  |      |      |     |     |
| 2+ Errors                  | 0-1     | 0-1  |      |      |     |     |
| Opponent Errorless         | 1-1     | 0-0  |      |      |     |     |
| Opponents 1+ Errors        | 18-1    | 0-1  |      |      |     |     |
| <b>BY MONTH/DAY/GAME</b>   |         |      |      |      |     |     |
| February                   | 16-1    | 0-0  |      |      |     |     |
| March                      | 3-1     | 0-1  |      |      |     |     |
| April                      | 0-0     | 0-0  |      |      |     |     |
| May                        | 0-0     | 0-0  |      |      |     |     |
| Monday                     | 0-0     | 0-0  |      |      |     |     |
| Tuesday                    | 0-0     | 0-0  |      |      |     |     |
| Wednesday                  | 0-0     | 0-0  |      |      |     |     |
| Thursday                   | 3-0     | 0-0  |      |      |     |     |
| Friday                     | 6-0     | 0-0  |      |      |     |     |
| Saturday                   | 7-0     | 0-0  |      |      |     |     |
| Sunday                     | 3-1     | 0-0  |      |      |     |     |
| Game 1                     | 0-0     | 0-0  |      |      |     |     |
| Game 2                     | 0-0     | 0-0  |      |      |     |     |
| Game 3                     | 0-0     | 0-0  |      |      |     |     |
| Game 4                     | 0-0     | 0-0  |      |      |     |     |
| <b>BY TIME ZONE</b>        |         |      |      |      |     |     |
| Central                    | 15-1    | 0-1  |      |      |     |     |
| Eastern                    | 0-0     | 0-0  |      |      |     |     |
| Mountain                   | 0-0     | 0-0  |      |      |     |     |
| Pacific                    | 4-1     | 0-0  |      |      |     |     |
| <b>BY UNIFORM</b>          |         |      |      |      |     |     |
| White                      | 6-0     | 0-0  |      |      |     |     |
| Cardinal                   | 6-2     | 0-1  |      |      |     |     |
| Grey                       | 7-0     | 0-0  |      |      |     |     |
| <b>LEADING AFTER</b>       |         |      |      |      |     |     |
| Inn.                       | 1       | 2    | 3    | 4    | 5   | 6   |
|                            | 10-0    | 13-0 | 17-0 | 18-0 | 9-0 | 4-0 |
| <b>TRAILING AFTER</b>      |         |      |      |      |     |     |
| Inn.                       | 1       | 2    | 3    | 4    | 5   | 6   |
|                            | 1-1     | 0-0  | 0-1  | 0-2  | 1-2 | 1-2 |
| <b>TIED AFTER</b>          |         |      |      |      |     |     |
| Inn.                       | 1       | 2    | 3    | 4    | 5   | 6   |
|                            | 8-1     | 6-2  | 2-0  | 1-0  | 0-0 | 0-0 |

## STAT LEADERS AND MISCELLANEOUS STATS

### 2025 MULTI-HIT GAMES

| Player         | 2         | 3        | 4        | 5+       | TOTAL     |
|----------------|-----------|----------|----------|----------|-----------|
| Ava Carter     | 1         | -        | -        | -        | 1         |
| Kailey Wyckoff | 5         | 1        | -        | -        | 6         |
| Bri Ellis      | 9         | -        | -        | -        | 9         |
| Reagan Johnson | 9         | -        | -        | -        | 9         |
| Courtney Day   | 7         | -        | -        | -        | 7         |
| Karlie Davison | 4         | -        | -        | -        | 4         |
| Raigan Kramer  | 2         | 1        | -        | -        | 3         |
| Kennedy Miller | 2         | -        | -        | -        | 2         |
| Atalyia Rijo   | 5         | -        | -        | -        | 5         |
| Ella McDowell  | 5         | -        | -        | -        | 5         |
| <b>TEAM</b>    | <b>50</b> | <b>2</b> | <b>0</b> | <b>0</b> | <b>52</b> |

### 2025 MULTI-RBI GAMES

| Player         | 2         | 3         | 4        | 5+       | TOTAL     |
|----------------|-----------|-----------|----------|----------|-----------|
| Kennedy Miller | 3         | -         | -        | -        | 3         |
| Raigan Kramer  | 1         | -         | 1        | -        | 2         |
| Bri Ellis      | 2         | 3         | 2        | 1        | 8         |
| Atalyia Rijo   | 2         | 1         | 2        | -        | 5         |
| Ella McDowell  | 3         | 1         | -        | -        | 4         |
| Cam Harrison   | 1         | -         | -        | -        | 1         |
| Karlie Davison | 2         | -         | -        | -        | 2         |
| Kailey Wyckoff | 5         | -         | -        | -        | 5         |
| Courtney Day   | 4         | 4         | 1        | 1        | 10        |
| Jayden Ramos   | -         | 1         | -        | -        | 1         |
| Ava Carter     | -         | 1         | -        | -        | 1         |
| <b>TEAM</b>    | <b>22</b> | <b>11</b> | <b>6</b> | <b>2</b> | <b>36</b> |

### CAREER MULTI-HIT GAMES

| Player         | 2          | 3         | 4        | 5+       | TOTAL      |
|----------------|------------|-----------|----------|----------|------------|
| Reagan Johnson | 41         | 9         | 3        | -        | 53         |
| Bri Ellis      | 32         | 4         | -        | -        | 36         |
| Kailey Wyckoff | 23         | 10        | -        | -        | 33         |
| Courtney Day   | 25         | 5         | -        | -        | 30         |
| Raigan Kramer  | 16         | 2         | -        | -        | 18         |
| Kennedy Miller | 14         | 2         | -        | -        | 16         |
| Karlie Davison | 10         | 3         | -        | -        | 13         |
| Atalyia Rijo   | 8          | 2         | -        | -        | 10         |
| Ella McDowell  | 5          | -         | -        | -        | 5          |
| Ava Carter     | 1          | -         | -        | -        | 1          |
| Spencer Prigge | 1          | -         | -        | -        | 1          |
| <b>TEAM</b>    | <b>179</b> | <b>36</b> | <b>3</b> | <b>0</b> | <b>212</b> |

### CAREER MULTI-RBI GAMES

| Player         | 2         | 3         | 4         | 5+       | TOTAL      |
|----------------|-----------|-----------|-----------|----------|------------|
| Bri Ellis      | 26        | 19        | 5         | 1        | 51         |
| Courtney Day   | 16        | 11        | 2         | 3        | 33         |
| Kailey Wyckoff | 14        | 5         | 2         | -        | 21         |
| Raigan Kramer  | 10        | 1         | 4         | -        | 15         |
| Karlie Davison | 6         | 2         | 3         | 1        | 11         |
| Reagan Johnson | 8         | -         | -         | -        | 8          |
| Kennedy Miller | 6         | 5         | -         | -        | 11         |
| Ella McDowell  | 3         | 1         | -         | -        | 4          |
| Cam Harrison   | 1         | -         | -         | -        | 1          |
| Spencer Prigge | 5         | 3         | -         | -        | 8          |
| Atalyia Rijo   | 4         | 2         | 2         | 1        | 9          |
| Jayden Ramos   | -         | 1         | -         | -        | 1          |
| Ava Carter     | -         | 1         | -         | -        | 1          |
| <b>TEAM</b>    | <b>94</b> | <b>48</b> | <b>17</b> | <b>5</b> | <b>159</b> |

| SCORE BY INNINGS | 1  | 2  | 3  | 4  | 5  | 6  | 7 | Total |
|------------------|----|----|----|----|----|----|---|-------|
| Arkansas         | 24 | 46 | 30 | 30 | 30 | 23 | 3 | 186   |
| Opponents        | 6  | 3  | 5  | 7  | 4  | 12 | 4 | 41    |

### HITTING STREAKS

| Player          | Long | Current | Career |
|-----------------|------|---------|--------|
| Reagan Johnson  | 7    | 3       | 10     |
| Bri Ellis       | 6    | 2       | 9      |
| Kennedy Miller  | 3    | 2       | 6      |
| Raigan Kramer   | 5    | 4       | 6      |
| Rylee Cloud     | -    | -       | 2      |
| Courtney Day    | 5    | 5       | 5      |
| Atalyia Rijo    | 7    | 3       | 7      |
| Cam Harrison    | 1    | -       | 1      |
| Karlie Davison  | 4    | 4       | 4      |
| Jayden Ramos    | 2    | -       | 2      |
| Ava Carter      | 3    | 1       | 3      |
| Carlee Ratcliff | 1    | -       | 1      |
| Spencer Prigge  | 2    | -       | 5      |
| Kailey Wyckoff  | 5    | 3       | 14     |
| Ella McDowell   | 7    | 4       | 6      |

### REACHED-BASE STREAKS

| Player          | Long | Current | Career |
|-----------------|------|---------|--------|
| Bri Ellis       | 17   | -       | 17     |
| Reagan Johnson  | 9    | 9       | 15     |
| Kennedy Miller  | 11   | 1       | 12     |
| Raigan Kramer   | 13   | 6       | 13     |
| Atalyia Rijo    | 7    | 3       | 7      |
| Courtney Day    | 9    | -       | 9      |
| Cam Harrison    | 3    | -       | 1      |
| Kasey Wood      | 1    | 1       | 1      |
| Ramsey Walker   | 1    | -       | 1      |
| Ava Carter      | 4    | -       | 4      |
| Carlee Ratcliff | 1    | 1       | 1      |
| Spencer Prigge  | 4    | 2       | 5      |
| Karlie Davison  | 6    | 5       | 6      |
| Jayden Ramos    | 3    | -       | 2      |
| Rylee Cloud     | 2    | -       | 2      |
| Kailey Wyckoff  | 14   | 6       | 24     |
| Ella McDowell   | 7    | 4       | 6      |



## Career Home Runs

### Karlie Davison

| No.     | Opponent              | Date    | RBI |
|---------|-----------------------|---------|-----|
| 14 (3)  | vs. UCLA              | 5/11/24 | 1   |
| 13 (2)  | Oregon                | 3/17/24 | 1   |
| 12 (1)  | at San Diego State    | 3/6/24  | 2   |
| 11 (11) | Ole Miss              | 5/21/23 | 2   |
| 10 (10) | Southern Illinois     | 5/19/23 | 3   |
| 9 (9)   | vs. UCLA              | 5/13/23 | 1   |
| 8 (8)   | vs. Cal               | 5/11/23 | 1   |
| 7 (7)   | at Oregon*            | 5/6/23  | 2   |
| 6 (6)   | at Oregon*            | 5/6/23  | 2   |
| 5 (5)   | at Oregon             | 5/5/23  | 1   |
| 4 (4)   | at Arizona            | 3/17/23 | 1   |
| 3 (3)   | vs. Oklahoma          | 2/25/23 | 1   |
| 2 (2)   | at UC-San Diego       | 2/11/23 | 2   |
| 1 (1)   | vs. Northern Colorado | 2/11/23 | 3   |

### Courtney Day

| No.     | Opponent              | Date    | RBI |
|---------|-----------------------|---------|-----|
| 34 (8)  | Iowa                  | 3/1/25  | 3   |
| 33 (7)  | Illinois              | 2/28/25 | 4   |
| 32 (6)  | vs. LMU               | 2/21/25 | 2   |
| 31 (5)  | vs. Rutgers           | 2/20/25 | 3   |
| 30 (4)  | vs. ULM               | 2/14/25 | 3   |
| 29 (3)  | vs. Bradley*          | 2/8/25  | 2   |
| 28 (2)  | vs. Bradley*          | 2/8/25  | 2   |
| 27 (1)  | vs. Lipscomb          | 2/7/25  | 2   |
| 26 (7)  | vs. Texas Tech        | 3/26/23 | 2   |
| 25 (6)  | Wisconsin             | 3/11/23 | 2   |
| 24 (5)  | Louisiana             | 3/5/23  | 2   |
| 23 (4)  | Louisiana*            | 3/3/23  | 3   |
| 22 (3)  | Louisiana*            | 3/3/23  | 2   |
| 21 (2)  | Virginia Tech         | 2/24/23 | 2   |
| 20 (1)  | Lamar                 | 2/15/23 | 2   |
| 19 (12) | vs. Oklahoma State    | 6/6/22  | 3   |
| 18 (11) | vs. Oklahoma State    | 6/6/22  | 3   |
| 17 (10) | vs. Arizona           | 6/5/22  | 1   |
| 16 (9)  | at Texas Tech         | 4/30/22 | 1   |
| 15 (8)  | UT Arlington          | 4/6/22  | 1   |
| 14 (7)  | at Kansas             | 3/26/22 | 1   |
| 13 (6)  | Lamar                 | 3/22/22 | 1   |
| 12 (5)  | Nicholls*             | 3/12/22 | 2   |
| 11 (4)  | Nicholls*             | 3/12/22 | 1   |
| 10 (3)  | Minnesota             | 3/12/22 | 1   |
| 9 (2)   | at Florida Gulf Coast | 2/12/22 | 2   |
| 8 (1)   | at Florida Gulf Coast | 2/11/22 | 1   |
| 7 (2)   | at Iowa State         | 4/9/21  | 2   |
| 6 (1)   | at UT Arlington       | 4/7/21  | 2   |
| 5 (5)   | vs. Fresno State*     | 2/29/20 | 1   |
| 4 (4)   | vs. Fresno State*     | 2/29/20 | 1   |
| 3 (3)   | Lipscomb              | 2/21/20 | 1   |
| 2 (2)   | vs. Tennessee         | 2/14/20 | 1   |
| 1 (1)   | Lamar                 | 2/7/20  | 3   |

### Carlee Ratcliff

| No.   | Opponent     | Date    | RBI |
|-------|--------------|---------|-----|
| 1 (1) | UT Arlington | 2/25/24 | 2   |

### Ella McDowell

| No.   | Opponent          | Date    | RBI |
|-------|-------------------|---------|-----|
| 4 (4) | Missouri State    | 3/2/25  | 2   |
| 3 (3) | Iowa              | 3/1/25  | 1   |
| 2 (2) | vs. Southern Miss | 2/15/25 | 1   |
| 1 (1) | at Texas State    | 2/6/25  | 1   |

### Jayden Ramos

| No.   | Opponent | Date   | RBI |
|-------|----------|--------|-----|
| 1 (1) | Illinois | 3/1/25 | 3   |

### Atalyia Rijo

| No.   | Opponent                 | Date    | RBI |
|-------|--------------------------|---------|-----|
| 8 (3) | Missouri State           | 3/2/25  | 4   |
| 7 (2) | vs. Cal State Fullerton  | 2/20/25 | 2   |
| 6 (1) | vs. ULM                  | 2/14/25 | 1   |
| 5 (5) | at Missouri              | 5/7/23  | 4   |
| 4 (4) | at WKU                   | 4/24/23 | 3   |
| 3 (3) | at Kentucky              | 4/22/23 | 1   |
| 2 (2) | Texas A&M Corpus Christi | 3/3/23  | 1   |
| 1 (1) | vs. Baylor               | 2/12/23 | 1   |

### Bri Ellis

| No.     | Opponent                | Date    | RBI |
|---------|-------------------------|---------|-----|
| 59 (11) | Iowa                    | 3/1/25  | 1   |
| 58 (10) | Illinois                | 2/28/25 | 2   |
| 57 (9)  | vs. UCLA                | 2/22/25 | 2   |
| 56 (8)  | vs. Baylor              | 2/22/25 | 3   |
| 55 (7)  | vs. Southern Miss       | 2/16/25 | 4   |
| 54 (6)  | vs. Southern Miss*      | 2/15/25 | 2   |
| 53 (5)  | vs. Southern Miss*      | 2/15/25 | 3   |
| 52 (4)  | at Louisiana Tech       | 2/14/25 | 2   |
| 51 (3)  | vs. Bradley             | 2/8/25  | 2   |
| 50 (2)  | vs. Lipscomb            | 2/6/25  | 2   |
| 49 (1)  | at Texas State          | 2/6/25  | 1   |
| 48 (14) | Alabama                 | 4/21/24 | 2   |
| 47 (13) | Missouri                | 4/5/24  | 2   |
| 46 (12) | at Georgia              | 3/30/24 | 3   |
| 45 (11) | Mississippi State       | 3/23/24 | 1   |
| 44 (10) | Auburn                  | 3/16/24 | 1   |
| 43 (9)  | Auburn                  | 3/16/24 | 3   |
| 42 (8)  | UNI                     | 3/9/24  | 1   |
| 41 (7)  | Florida Atlantic        | 3/1/24  | 1   |
| 40 (6)  | South Dakota State      | 2/29/24 | 2   |
| 39 (5)  | Wichita State           | 2/24/24 | 2   |
| 38 (4)  | Illinois State          | 2/24/24 | 1   |
| 37 (3)  | vs. Omaha               | 2/17/24 | 1   |
| 36 (2)  | vs. Long Beach State*   | 2/16/24 | 2   |
| 35 (1)  | vs. Long Beach State*   | 2/16/24 | 1   |
| 34 (14) | at Clemson              | 5/21/23 | 3   |
| 33 (13) | vs. Cal State Fullerton | 5/19/23 | 4   |
| 32 (12) | at Alabama              | 4/23/23 | 1   |
| 31 (11) | Jacksonville State      | 4/19/23 | 2   |
| 30 (10) | at Florida              | 4/8/23  | 3   |
| 29 (9)  | Ole Miss                | 3/31/23 | 1   |
| 28 (8)  | at Georgia              | 3/10/23 | 1   |
| 27 (7)  | Bowling Green           | 3/5/23  | 2   |
| 26 (6)  | Bowling Green           | 3/3/23  | 1   |
| 25 (5)  | Merrimack               | 2/25/23 | 1   |
| 24 (4)  | Merrimack               | 2/24/23 | 3   |
| 23 (3)  | Brown                   | 2/24/23 | 3   |
| 22 (2)  | UAB                     | 2/22/23 | 2   |
| 21 (1)  | Dayton                  | 2/18/23 | 1   |
| 20 (20) | vs. Louisiana*          | 5/20/22 | 1   |
| 19 (19) | vs. Louisiana*          | 5/20/22 | 2   |
| 18 (18) | at Mississippi State    | 4/24/22 | 1   |
| 17 (17) | at Mississippi State    | 4/22/22 | 2   |
| 16 (16) | Niagra                  | 4/15/22 | 2   |
| 15 (15) | Niagra                  | 4/15/22 | 1   |
| 14 (14) | Mercer                  | 4/13/22 | 1   |
| 13 (13) | at Arkansas             | 4/10/22 | 1   |
| 12 (12) | Alabama State           | 3/30/22 | 1   |
| 11 (11) | at Kentucky*            | 3/27/22 | 1   |
| 10 (10) | at Kentucky*            | 3/27/22 | 1   |
| 9 (9)   | South Carolina          | 3/20/22 | 1   |
| 8 (8)   | South Carolina          | 3/19/22 | 2   |
| 7 (7)   | Texas A&M               | 3/13/22 | 2   |
| 6 (6)   | North Carolina AT&T     | 3/5/22  | 1   |
| 5 (5)   | Syracuse                | 2/27/22 | 2   |
| 4 (4)   | vs. Texas               | 2/18/22 | 3   |

|       |                |         |   |
|-------|----------------|---------|---|
| 3 (3) | vs. Texas Tech | 2/17/22 | 3 |
| 2 (2) | UMass Lowell   | 2/13/22 | 1 |
| 1 (1) | St. John's     | 2/12/22 | 2 |

### Raigan Kramer

| No.    | Opponent             | Date    | RBI |
|--------|----------------------|---------|-----|
| 11 (1) | vs. Lipscomb         | 2/6/26  | 3   |
| 10 (3) | at Georgia           | 4/1/24  | 1   |
| 9 (2)  | South Alabama        | 3/9/24  | 2   |
| 8 (1)  | UNI                  | 3/9/24  | 1   |
| 7 (7)  | Harvard              | 5/19/23 | 4   |
| 6 (6)  | UAB                  | 4/16/23 | 3   |
| 5 (5)  | at Mississippi State | 4/2/23  | 2   |
| 4 (4)  | North Texas          | 3/5/23  | 3   |
| 3 (3)  | Iowa State           | 3/4/23  | 3   |
| 2 (2)  | Iowa State           | 3/4/23  | 1   |
| 1 (1)  | vs. Indiana          | 2/18/23 | 2   |

### Kennedy Miller

| No.   | Opponent            | Date    | RBI |
|-------|---------------------|---------|-----|
| 10    | vs. LMU             | 2/21/25 | 1   |
| 9 (1) | at Louisiana Tech   | 2/14/25 | 1   |
| 8 (8) | Ole Miss            | 5/4/24  | 1   |
| 7 (7) | at Central Arkansas | 4/30/24 | 2   |
| 6 (6) | at Auburn*          | 3/16/24 | 1   |
| 5 (5) | at Auburn*          | 3/16/24 | 2   |
| 4 (4) | UNI                 | 3/10/24 | 2   |
| 3 (3) | South Dakota State  | 3/2/24  | 3   |
| 2 (2) | Florida Atlantic*   | 3/1/24  | 1   |
| 1 (1) | Florida Atlantic*   | 3/1/24  | 2   |

### Kailey Wyckoff

| No.    | Opponent        | Date    | RBI |
|--------|-----------------|---------|-----|
| 19 (3) | Iowa            | 2/28/25 | 2   |
| 18 (2) | vs. Rutgers     | 2/20/25 | 1   |
| 17 (1) | at Texas State  | 2/6/25  | 1   |
| 16 (7) | vs. Iowa State* | 5/8/24  | 1   |
| 15 (6) | vs. Iowa State* | 5/8/24  | 3   |
| 14 (5) | Kansas          | 4/12/24 | 1   |
| 13 (4) | UCF             | 3/30/24 | 3   |
| 12 (3) | Oklahoma        | 3/16/24 | 1   |
| 11 (2) | New Mexico      | 3/12/24 | 3   |
| 10 (1) | at BYU          | 3/9/24  | 1   |
| 9 (9)  | Baylor          | 4/15/23 | 1   |
| 8 (8)  | Iowa State      | 4/2/23  | 1   |
| 7 (7)  | Iowa State      | 4/1/23  | 2   |
| 6 (6)  | vs. Rider       | 3/17/23 | 2   |
| 5 (5)  | Manhattan       | 3/10/23 | 1   |
| 4 (4)  | vs. Santa Clara | 2/19/23 | 1   |
| 3 (3)  | at UTEP*        | 2/18/23 | 2   |
| 2 (2)  | at UTEP*        | 2/18/23 | 1   |
| 1 (1)  | at UTEP         | 2/17/23 | 1   |

\* - Denotes Multi-HR game

ARKANSAS SEASON STATS



**2025 Arkansas Season Stats**  
**Overall Statistics for Arkansas (as of Mar 07, 2025)**  
**(All games Sorted by Batting avg)**



Record: 19-2 Home: 5-0 Away: 2-1 Neutral: 12-1 : 0-1

| Player             | avg  | gp-gs | ab  | r   | h   | 2b | 3b | hr | rbi | tb  | slg%  | bb  | hp | so  | gdp | ob%  | sf | sh | sb-att | po  | a   | e  | fld%  |
|--------------------|------|-------|-----|-----|-----|----|----|----|-----|-----|-------|-----|----|-----|-----|------|----|----|--------|-----|-----|----|-------|
| 77 Bri Ellis       | .521 | 21-21 | 48  | 25  | 25  | 6  | 0  | 11 | 33  | 64  | 1.333 | 21  | 2  | 2   | 0   | .658 | 2  | 0  | 0-0    | 128 | 3   | 2  | .985  |
| 1 Raigan Kramer    | .450 | 21-20 | 40  | 21  | 18  | 3  | 0  | 1  | 11  | 24  | .600  | 13  | 1  | 0   | 0   | .571 | 2  | 1  | 1-2    | 17  | 0   | 0  | 1.000 |
| 7 Courtney Day     | .400 | 20-19 | 50  | 16  | 20  | 5  | 1  | 8  | 33  | 51  | 1.020 | 10  | 2  | 4   | 1   | .508 | 1  | 0  | 0-0    | 1   | 0   | 0  | 1.000 |
| 23 Reagan Johnson  | .377 | 21-21 | 69  | 23  | 26  | 3  | 2  | 0  | 3   | 33  | .478  | 9   | 1  | 5   | 0   | .450 | 1  | 1  | 13-14  | 19  | 0   | 0  | 1.000 |
| 6 Ella McDowell    | .373 | 21-21 | 59  | 13  | 22  | 3  | 0  | 4  | 17  | 37  | .627  | 7   | 2  | 2   | 0   | .443 | 2  | 0  | 1-1    | 11  | 33  | 0  | 1.000 |
| 26 Aalyia Rijo     | .364 | 20-19 | 44  | 12  | 16  | 5  | 1  | 3  | 19  | 32  | .727  | 7   | 4  | 6   | 0   | .482 | 1  | 2  | 0-0    | 20  | 24  | 2  | .957  |
| 46 Kailey Wyckoff  | .356 | 21-21 | 59  | 22  | 21  | 5  | 0  | 3  | 17  | 35  | .593  | 12  | 3  | 6   | 0   | .468 | 3  | 0  | 1-1    | 63  | 6   | 0  | 1.000 |
| 14 Karlie Davison  | .286 | 21-21 | 42  | 15  | 12  | 5  | 1  | 0  | 9   | 19  | .452  | 6   | 4  | 4   | 0   | .415 | 1  | 0  | 5-5    | 21  | 29  | 1  | .980  |
| 17 Kennedy Miller  | .250 | 18-18 | 40  | 10  | 10  | 2  | 0  | 2  | 11  | 18  | .450  | 8   | 3  | 4   | 0   | .404 | 1  | 0  | 1-1    | 73  | 9   | 1  | .988  |
| -----              |      |       |     |     |     |    |    |    |     |     |       |     |    |     |     |      |    |    |        |     |     |    |       |
| 34 Jayden Ramos    | .455 | 11-0  | 11  | 2   | 5   | 0  | 0  | 1  | 5   | 8   | .727  | 1   | 1  | 1   | 0   | .538 | 0  | 0  | 0-0    | 0   | 0   | 0  | .000  |
| 21 Ava Carter      | .455 | 9-4   | 11  | 6   | 5   | 1  | 2  | 0  | 5   | 10  | .909  | 3   | 0  | 1   | 0   | .571 | 0  | 0  | 0-0    | 1   | 0   | 0  | 1.000 |
| 25 Cam Harrison    | .429 | 11-4  | 7   | 0   | 3   | 3  | 0  | 0  | 2   | 6   | .857  | 1   | 0  | 0   | 0   | .500 | 0  | 0  | 0-0    | 1   | 5   | 0  | 1.000 |
| 15 Spencer Prigge  | .286 | 9-2   | 7   | 3   | 2   | 0  | 0  | 0  | 0   | 2   | .286  | 5   | 1  | 0   | 0   | .615 | 0  | 0  | 1-1    | 0   | 3   | 0  | 1.000 |
| 28 Carlee Ratcliff | .200 | 7-0   | 5   | 1   | 1   | 1  | 0  | 0  | 2   | 2   | .400  | 1   | 1  | 2   | 0   | .429 | 0  | 0  | 0-0    | 2   | 0   | 0  | 1.000 |
| 9 Rylee Cloud      | .000 | 8-1   | 7   | 3   | 0   | 0  | 0  | 0  | 0   | 0   | .000  | 2   | 0  | 2   | 0   | .222 | 0  | 1  | 0-0    | 0   | 3   | 0  | 1.000 |
| 12 Payton Burnham  | .000 | 12-5  | 6   | 0   | 0   | 0  | 0  | 0  | 1   | 0   | .000  | 0   | 0  | 1   | 1   | .000 | 1  | 0  | 0-0    | 0   | 4   | 1  | .800  |
| 16 Ramsey Walker   | .000 | 15-1  | 4   | 4   | 0   | 0  | 0  | 0  | 1   | 0   | .000  | 1   | 0  | 2   | 0   | .167 | 1  | 0  | 0-0    | 1   | 0   | 0  | 1.000 |
| 45 Jayden Wells    | .000 | 7-0   | 1   | 5   | 0   | 0  | 0  | 0  | 0   | 0   | .000  | 0   | 0  | 0   | 0   | .000 | 0  | 0  | 0-0    | 0   | 0   | 0  | .000  |
| 13 Kasey Wood      | .000 | 13-0  | 1   | 5   | 0   | 0  | 0  | 0  | 0   | 0   | .000  | 1   | 0  | 1   | 0   | .500 | 0  | 0  | 0-0    | 0   | 2   | 0  | 1.000 |
| 99 Lexi King       | .000 | 7-0   | 0   | 0   | 0   | 0  | 0  | 0  | 0   | 0   | .000  | 0   | 0  | 0   | 0   | .000 | 0  | 0  | 0-0    | 0   | 2   | 0  | 1.000 |
| 4 Reis Beuerlein   | .000 | 7-4   | 0   | 0   | 0   | 0  | 0  | 0  | 0   | 0   | .000  | 0   | 0  | 0   | 0   | .000 | 0  | 0  | 0-0    | 0   | 2   | 0  | 1.000 |
| 11 Robyn Herron    | .000 | 8-8   | 0   | 0   | 0   | 0  | 0  | 0  | 0   | 0   | .000  | 0   | 0  | 0   | 0   | .000 | 0  | 0  | 0-0    | 0   | 5   | 0  | 1.000 |
| Totals             | .364 | 21    | 511 | 186 | 186 | 42 | 7  | 33 | 169 | 341 | .667  | 108 | 25 | 43  | 2   | .483 | 16 | 5  | 23-25  | 358 | 130 | 7  | .986  |
| Opponents          | .173 | 21    | 416 | 41  | 72  | 8  | 2  | 6  | 34  | 102 | .245  | 42  | 12 | 143 | 6   | .266 | 4  | 7  | 9-9    | 333 | 125 | 28 | .942  |

**(All games Sorted by Earned run avg)**

| Player            | era  | w-l  | app | gs | cg | sho | sv | ip    | h   | r   | er  | bb  | so  | 2b | 3b | hr | b/avg | wp | hp | bk | sfa | sha |   |
|-------------------|------|------|-----|----|----|-----|----|-------|-----|-----|-----|-----|-----|----|----|----|-------|----|----|----|-----|-----|---|
| 7 Courtney Day    | 0.00 | 0-0  | 1   | 0  | 0  | 0/0 | 0  | 1.0   | 1   | 0   | 0   | 0   | 1   | 0  | 0  | 0  | .250  | 0  | 0  | 0  | 0   | 0   | 0 |
| 11 Robyn Herron   | 0.92 | 6-1  | 8   | 8  | 4  | 3/1 | 0  | 38.0  | 15  | 8   | 5   | 13  | 52  | 1  | 1  | 2  | .117  | 4  | 4  | 0  | 1   | 0   | 0 |
| 99 Lexi King      | 1.45 | 3-0  | 7   | 0  | 0  | 0/3 | 0  | 9.2   | 11  | 2   | 2   | 0   | 2   | 2  | 0  | 0  | .289  | 0  | 1  | 0  | 0   | 0   | 0 |
| 12 Payton Burnham | 1.67 | 5-1  | 8   | 5  | 2  | 1/0 | 1  | 29.1  | 15  | 7   | 7   | 7   | 32  | 0  | 0  | 1  | .147  | 1  | 5  | 0  | 0   | 2   | 2 |
| 25 Cam Harrison   | 2.33 | 3-0  | 9   | 4  | 0  | 0/1 | 2  | 24.0  | 12  | 9   | 8   | 16  | 27  | 2  | 1  | 1  | .156  | 4  | 0  | 0  | 1   | 3   | 3 |
| 4 Reis Beuerlein  | 5.25 | 2-0  | 7   | 4  | 0  | 0/1 | 0  | 17.1  | 18  | 15  | 13  | 6   | 29  | 3  | 0  | 2  | .269  | 1  | 2  | 0  | 2   | 2   | 2 |
| Totals            | 2.05 | 19-2 | 21  | 21 | 6  | 7/3 | 3  | 119.1 | 72  | 41  | 35  | 42  | 143 | 8  | 2  | 6  | .173  | 10 | 12 | 0  | 4   | 7   | 7 |
| Opponents         | 9.77 | 2-19 | 21  | 21 | 5  | 0/0 | 0  | 111.0 | 186 | 186 | 155 | 108 | 43  | 42 | 7  | 33 | .364  | 12 | 25 | 0  | 16  | 5   | 5 |

ARKANSAS SEC ONLY SEASON STATS (2024)



**2025 Arkansas Season Stats**  
**Conference statistics for Arkansas (as of Mar 07, 2025)**  
**( games only Sorted by Batting avg)**



Record: 0-1 Home: 0-0 Away: 0-1 : 0-1

| Player            | avg   | gp-gs | ab | r | h | 2b | 3b | hr | rbi | tb | slg%  | bb | hp | so | gdp | ob%   | sf | sh | sb-att | po | a | e | fld%  |
|-------------------|-------|-------|----|---|---|----|----|----|-----|----|-------|----|----|----|-----|-------|----|----|--------|----|---|---|-------|
| 6 Ella McDowell   | 1.000 | 1-1   | 1  | 0 | 1 | 0  | 0  | 0  | 0   | 1  | 1.000 | 1  | 1  | 0  | 0   | 1.000 | 0  | 0  | 0-0    | 0  | 2 | 0 | 1.000 |
| 26 Atalyia Rijo   | .500  | 1-1   | 2  | 0 | 1 | 0  | 0  | 0  | 0   | 1  | .500  | 0  | 0  | 0  | 0   | .500  | 0  | 1  | 0-0    | 2  | 1 | 1 | .750  |
| 1 Raigan Kramer   | .333  | 1-1   | 3  | 1 | 1 | 0  | 0  | 0  | 0   | 1  | .333  | 0  | 0  | 0  | 0   | .333  | 0  | 0  | 0-0    | 2  | 0 | 0 | 1.000 |
| 23 Reagan Johnson | .333  | 1-1   | 3  | 0 | 1 | 0  | 0  | 0  | 0   | 1  | .333  | 1  | 0  | 1  | 0   | .500  | 0  | 0  | 0-0    | 2  | 0 | 0 | 1.000 |
| 7 Courtney Day    | .000  | 1-1   | 3  | 0 | 0 | 0  | 0  | 0  | 0   | 0  | .000  | 0  | 0  | 1  | 0   | .000  | 0  | 0  | 0-0    | 0  | 0 | 0 | .000  |
| 46 Kailey Wyckoff | .000  | 1-1   | 3  | 0 | 0 | 0  | 0  | 0  | 0   | 0  | .000  | 0  | 1  | 1  | 0   | .250  | 0  | 0  | 0-0    | 0  | 0 | 0 | .000  |
| 77 Bri Ellis      | .000  | 1-1   | 3  | 0 | 0 | 0  | 0  | 0  | 0   | 0  | .000  | 0  | 0  | 1  | 0   | .000  | 0  | 0  | 0-0    | 6  | 1 | 0 | 1.000 |
| 14 Karlie Davison | .000  | 1-1   | 2  | 0 | 0 | 0  | 0  | 0  | 0   | 0  | .000  | 0  | 1  | 1  | 0   | .333  | 0  | 0  | 0-0    | 1  | 0 | 0 | 1.000 |
| 17 Kennedy Miller | .000  | 1-1   | 1  | 0 | 0 | 0  | 0  | 0  | 1   | 0  | .000  | 0  | 1  | 0  | 0   | .333  | 1  | 0  | 0-0    | 4  | 1 | 1 | .833  |
| -----             |       |       |    |   |   |    |    |    |     |    |       |    |    |    |     |       |    |    |        |    |   |   |       |
| 99 Lexi King      | .000  | 1-0   | 0  | 0 | 0 | 0  | 0  | 0  | 0   | 0  | .000  | 0  | 0  | 0  | 0   | .000  | 0  | 0  | 0-0    | 0  | 0 | 0 | .000  |
| 25 Cam Harrison   | .000  | 1-0   | 0  | 0 | 0 | 0  | 0  | 0  | 0   | 0  | .000  | 0  | 0  | 0  | 0   | .000  | 0  | 0  | 0-0    | 0  | 0 | 0 | .000  |
| 11 Robyn Herron   | .000  | 1-1   | 0  | 0 | 0 | 0  | 0  | 0  | 0   | 0  | .000  | 0  | 0  | 0  | 0   | .000  | 0  | 0  | 0-0    | 0  | 1 | 0 | 1.000 |
| 13 Kasey Wood     | .000  | 1-0   | 0  | 0 | 0 | 0  | 0  | 0  | 0   | 0  | .000  | 0  | 0  | 0  | 0   | .000  | 0  | 0  | 0-0    | 0  | 0 | 0 | .000  |
| Totals            | .190  | 1     | 21 | 1 | 4 | 0  | 0  | 0  | 1   | 4  | .190  | 2  | 4  | 5  | 0   | .357  | 1  | 1  | 0-0    | 17 | 6 | 2 | .920  |
| Opponents         | .360  | 1     | 25 | 9 | 9 | 2  | 0  | 1  | 8   | 14 | .560  | 3  | 2  | 5  | 0   | .452  | 1  | 0  | 4-4    | 18 | 5 | 1 | .958  |

**( games only Sorted by Earned run avg)**

| Player          | era   | w-l | app | gs | cg | sho | sv | ip  | h | r | er | bb | so | 2b | 3b | hr | b/avg | wp | hp | bk | sfa | sha |
|-----------------|-------|-----|-----|----|----|-----|----|-----|---|---|----|----|----|----|----|----|-------|----|----|----|-----|-----|
| 11 Robyn Herron | 4.20  | 0-1 | 1   | 1  | 0  | 0/0 | 0  | 5.0 | 6 | 5 | 3  | 1  | 5  | 0  | 0  | 1  | .300  | 1  | 2  | 0  | 1   | 0   |
| -----           |       |     |     |    |    |     |    |     |   |   |    |    |    |    |    |    |       |    |    |    |     |     |
| 99 Lexi King    | 21.00 | 0-0 | 1   | 0  | 0  | 0/0 | 0  | 0.1 | 2 | 1 | 1  | 0  | 0  | 1  | 0  | 0  | .667  | 0  | 0  | 0  | 0   | 0   |
| 25 Cam Harrison | 63.00 | 0-0 | 1   | 0  | 0  | 0/0 | 0  | 0.1 | 1 | 3 | 3  | 2  | 0  | 1  | 0  | 0  | .500  | 1  | 0  | 0  | 0   | 0   |
| Totals          | 8.65  | 0-1 | 1   | 1  | 0  | 0/0 | 0  | 5.2 | 9 | 9 | 7  | 3  | 5  | 2  | 0  | 1  | .360  | 2  | 2  | 0  | 1   | 0   |
| Opponents       | 0.00  | 1-0 | 1   | 1  | 1  | 0/0 | 0  | 6.0 | 4 | 1 | 0  | 2  | 5  | 0  | 0  | 0  | .190  | 0  | 4  | 0  | 1   | 1   |



## RESULTS

| DATE           | OPPONENT               | RESULT | SCORE    | OVERALL | CONFERENCE | PITCHER OF RECORD  | ATTENDANCE | TIME |
|----------------|------------------------|--------|----------|---------|------------|--------------------|------------|------|
| Feb. 6, 2025   | at Texas State         | W      | 3-1      | 1-0-0   | 0-0        | Herron (W, 1-0)    | 791        | 2:05 |
| Feb 7, 2025    | vs Lipscomb            | W      | 23-0 (5) | 2-0-0   | 0-0-0      | Beuerlein (W 1-0)  | 781        | 2:08 |
| Feb 7, 2025    | vs Bradley             | W      | 3-1      | 3-0-0   | 0-0-0      | Burnham (W 1-0)    | 781        | 1:51 |
| Feb 8, 2025    | vs Bradley             | W      | 9-1 (6)  | 4-0-0   | 0-0-0      | King (W 1-0)       | 991        | 2:00 |
| Feb 8, 2025    | vs San Diego           | W      | 2-1      | 5-0-0   | 0-0-0      | Burnham (W 2-0)    | 991        | 2:00 |
| Feb. 14, 2025  | vs. ULM                | W      | 11-2 (6) | 6-0-0   | 0-0-0      | Burnham (W 3-0)    | 328        | 2:30 |
| Feb. 14, 2025  | at LA Tech             | W      | 9-1 (5)  | 7-0-0   | 0-0-0      | Herron (W 2-0)     | 770        | 1:34 |
| Feb. 15, 2025  | vs. Southern Miss      | W      | 12-4 (6) | 8-0-0   | 0-0-0      | King (W, 2-0)      | 278        | 2:08 |
| Feb 16, 2025   | vs Southern Miss       | W      | 12-3 (5) | 9-0-0   | 0-0-0      | Harrison (W, 1-0)  | 183        | 2:04 |
| Feb 16, 2025   | vs ULM                 | W      | 10-0 (5) | 10-0-0  | 0-0-0      | Herron (W, 3-0)    | 274        | 1:27 |
| Feb 20, 2025   | vs Rutgers             | W      | 10-0 (5) | 11-0-0  | 0-0-0      | Burnham (W, 4-0)   | 143        | 2:07 |
| Feb 20, 2025   | vs Cal State Fullerton | W      | 10-0 (5) | 12-0-0  | 0-0-0      | Herron (W, 4-0)    | 567        | 1:36 |
| Feb. 21, 2025  | vs. Loyola Marymount   | W      | 6-2      | 13-0-0  | 0-0-0      | Harrison (W, 2-0)  | 598        | 2:00 |
| Feb. 22, 2025  | vs. Baylor             | W      | 8-0 (5)  | 14-0-0  | 0-0-0      | Herron (W, 5-0)    | 646        | 1:35 |
| Feb. 22, 2025  | vs. #4 UCLA            | L      | 9-1 (6)  | 14-1-0  | 0-0-0      | Burnham (W, 4-1)   | 1,328      | 1:40 |
| Feb 28, 2025   | IOWA                   | W      | 9-0 (5)  | 15-1-0  | 0-0-0      | Herron (W, 6-0)    | 2,545      | 2:10 |
| Feb 28, 2025   | ILLINOIS               | W      | 12-4 (6) | 16-1-0  | 0-0-0      | Beuerlein (W, 2-0) | 2,545      | 2:00 |
| Mar 01, 2025   | IOWA                   | W      | 12-0 (5) | 17-1-0  | 0-0-0      | Harrison (W, 3-0)  | 2,881      | 1:40 |
| Mar 01, 2025   | ILLINOIS               | W      | 10-1 (6) | 18-1-0  | 0-0-0      | Burnham (W, 5-1)   | 2,881      | 2:00 |
| Mar 02, 2025   | MISSOURI STATE         | W      | 13-2 (5) | 19-1-0  | 0-0-0      | King (W, 3-0)      | 2,638      | 1:49 |
| * Mar 07, 2025 | at #25 Ole Miss        | L      | 1-9 (6)  | 19-2-0  | 0-1-0      | Herron (L, 6-1)    | 902        | 2:11 |

## ARKANSAS GAME-BY-GAME TEAM STATS

### BATTING

| Date          | Opponent               | ab         | r          | h          | rbi        | 2b        | 3b       | hr        | tb         | bb         | ibb      | sb        | cs       | hbp       | sac      | sf        | gdp      | k         | po         | a          | e        | lob        | avg         |
|---------------|------------------------|------------|------------|------------|------------|-----------|----------|-----------|------------|------------|----------|-----------|----------|-----------|----------|-----------|----------|-----------|------------|------------|----------|------------|-------------|
| Feb 06        | at Texas State         | 25         | 3          | 5          | 3          | 0         | 0        | 3         | 14         | 1          | 0        | 0         | 0        | 0         | 0        | 0         | 0        | 3         | 21         | 6          | 1        | 2          | .200        |
| Feb 07        | vs Lipscomb            | 30         | 23         | 17         | 21         | 6         | 2        | 3         | 36         | 11         | 0        | 1         | 0        | 2         | 0        | 3         | 0        | 1         | 15         | 7          | 0        | 8          | .400        |
| Feb 07        | vs Bradley             | 22         | 3          | 5          | 3          | 1         | 0        | 0         | 6          | 2          | 0        | 2         | 0        | 1         | 0        | 2         | 0        | 1         | 21         | 5          | 0        | 6          | .351        |
| Feb 08        | vs Bradley             | 28         | 9          | 9          | 9          | 2         | 0        | 3         | 20         | 8          | 0        | 4         | 0        | 1         | 0        | 0         | 0        | 1         | 18         | 11         | 0        | 10         | .343        |
| Feb 08        | vs San Diego           | 21         | 2          | 4          | 2          | 0         | 0        | 0         | 4          | 7          | 0        | 0         | 0        | 1         | 2        | 0         | 1        | 0         | 21         | 4          | 0        | 9          | .317        |
| Feb 14        | vs Louisiana Monroe    | 28         | 11         | 13         | 11         | 2         | 1        | 2         | 23         | 6          | 0        | 1         | 0        | 1         | 0        | 1         | 1        | 3         | 18         | 7          | 1        | 8          | .344        |
| Feb 14        | at Louisiana Tech      | 25         | 9          | 10         | 7          | 2         | 0        | 2         | 18         | 2          | 0        | 0         | 0        | 1         | 1        | 0         | 0        | 1         | 15         | 4          | 0        | 5          | .352        |
| Feb 16        | vs Southern Miss       | 27         | 12         | 11         | 10         | 5         | 1        | 1         | 21         | 5          | 0        | 1         | 0        | 0         | 0        | 1         | 0        | 1         | 15         | 1          | 0        | 6          | .367        |
| Feb 16        | vs Louisiana Monroe    | 21         | 10         | 9          | 9          | 4         | 0        | 0         | 13         | 5          | 0        | 1         | 0        | 2         | 0        | 1         | 0        | 2         | 15         | 3          | 0        | 7          | .372        |
| Feb 20        | vs Rutgers             | 26         | 10         | 12         | 7          | 3         | 0        | 2         | 21         | 4          | 0        | 0         | 1        | 0         | 0        | 1         | 0        | 1         | 15         | 7          | 1        | 6          | .380        |
| Feb 20        | vs Cal State Fullerton | 21         | 10         | 10         | 10         | 0         | 0        | 1         | 13         | 6          | 0        | 0         | 0        | 2         | 0        | 2         | 0        | 2         | 15         | 7          | 0        | 9          | .387        |
| Feb 21        | vs Loyola Marymount    | 30         | 6          | 8          | 4          | 1         | 0        | 2         | 15         | 6          | 0        | 0         | 0        | 1         | 0        | 0         | 0        | 3         | 21         | 8          | 0        | 10         | .376        |
| Feb 22        | vs Baylor              | 21         | 8          | 7          | 8          | 1         | 0        | 1         | 11         | 4          | 0        | 1         | 0        | 0         | 0        | 0         | 0        | 2         | 15         | 5          | 0        | 5          | .374        |
| Feb 22        | vs UCLA                | 23         | 1          | 5          | 1          | 1         | 0        | 1         | 9          | 0          | 0        | 0         | 0        | 0         | 0        | 0         | 0        | 6         | 17         | 5          | 1        | 4          | .364        |
| Feb 28        | IOWA                   | 17         | 9          | 6          | 9          | 0         | 0        | 1         | 9          | 9          | 0        | 2         | 0        | 2         | 0        | 1         | 0        | 1         | 15         | 3          | 0        | 8          | .364        |
| Feb 28        | ILLINOIS               | 25         | 12         | 8          | 12         | 1         | 1        | 2         | 17         | 5          | 2        | 1         | 0        | 0         | 0        | 1         | 0        | 2         | 18         | 5          | 1        | 4          | .361        |
| Mar 01        | IOWA                   | 21         | 12         | 10         | 12         | 4         | 0        | 3         | 23         | 6          | 0        | 1         | 1        | 0         | 1        | 0         | 0        | 2         | 15         | 8          | 0        | 4          | .367        |
| Mar 01        | ILLINOIS               | 25         | 10         | 10         | 8          | 2         | 0        | 1         | 15         | 9          | 3        | 4         | 0        | 1         | 0        | 2         | 0        | 0         | 18         | 11         | 0        | 11         | .368        |
| Mar 02        | MISSOURI STATE         | 23         | 13         | 10         | 11         | 2         | 1        | 2         | 20         | 6          | 0        | 3         | 0        | 3         | 0        | 0         | 0        | 0         | 15         | 7          | 0        | 6          | .371        |
| *Mar 07       | at Ole Miss            | 21         | 1          | 4          | 1          | 0         | 0        | 0         | 4          | 2          | 0        | 0         | 0        | 4         | 1        | 1         | 0        | 5         | 17         | 6          | 2        | 10         | .364        |
| <b>Totals</b> |                        | <b>511</b> | <b>186</b> | <b>186</b> | <b>169</b> | <b>42</b> | <b>7</b> | <b>33</b> | <b>341</b> | <b>108</b> | <b>5</b> | <b>23</b> | <b>2</b> | <b>25</b> | <b>5</b> | <b>16</b> | <b>2</b> | <b>43</b> | <b>358</b> | <b>130</b> | <b>7</b> | <b>147</b> | <b>.364</b> |

### PITCHING

| Date          | Opponent               | ip           | h         | r         | er        | bb        | so         | 2b       | 3b       | hr       | wp        | bk       | hbp       | dp       | ibb      | score         | w-l         | sv       | era         |
|---------------|------------------------|--------------|-----------|-----------|-----------|-----------|------------|----------|----------|----------|-----------|----------|-----------|----------|----------|---------------|-------------|----------|-------------|
| Feb 06        | at Texas State         | 7.0          | 3         | 1         | 0         | 4         | 7          | 1        | 0        | 0        | 2         | 0        | 0         | 0        | 0        | 3-1           | 1-0         | 1        | 0.00        |
| Feb 07        | vs Lipscomb            | 5.0          | 3         | 0         | 0         | 1         | 5          | 0        | 0        | 0        | 0         | 0        | 0         | 0        | 0        | 23-0          | 2-0         | 1        | 0.00        |
| Feb 07        | vs Bradley             | 7.0          | 3         | 1         | 1         | 2         | 9          | 0        | 0        | 0        | 1         | 0        | 1         | 0        | 0        | 3-1           | 3-0         | 2        | 0.37        |
| Feb 08        | vs Bradley             | 6.0          | 3         | 1         | 1         | 2         | 6          | 0        | 0        | 0        | 0         | 0        | 0         | 1        | 0        | 9-1           | 4-0         | 2        | 0.56        |
| Feb 08        | vs San Diego           | 7.0          | 2         | 1         | 1         | 1         | 10         | 0        | 1        | 0        | 0         | 0        | 0         | 0        | 0        | 2-1           | 5-0         | 2        | 0.66        |
| Feb 14        | vs Louisiana Monroe    | 6.0          | 3         | 2         | 1         | 5         | 6          | 0        | 0        | 0        | 2         | 0        | 1         | 0        | 0        | 11-2          | 6-0         | 2        | 0.74        |
| Feb 14        | at Louisiana Tech      | 5.0          | 3         | 1         | 1         | 1         | 7          | 0        | 0        | 1        | 0         | 0        | 0         | 0        | 0        | 9-1           | 7-0         | 2        | 0.81        |
| Feb 16        | vs Southern Miss       | 5.0          | 3         | 3         | 3         | 6         | 11         | 0        | 0        | 1        | 0         | 0        | 0         | 0        | 0        | 12-3          | 9-0         | 2        | 1.56        |
| Feb 16        | vs Louisiana Monroe    | 5.0          | 0         | 0         | 0         | 2         | 11         | 0        | 0        | 0        | 1         | 0        | 0         | 0        | 0        | 10-0          | 10-0        | 2        | 1.42        |
| Feb 20        | vs Rutgers             | 5.0          | 2         | 0         | 0         | 0         | 5          | 0        | 0        | 0        | 0         | 0        | 1         | 0        | 0        | 10-0          | 11-0        | 2        | 1.31        |
| Feb 20        | vs Cal State Fullerton | 5.0          | 1         | 0         | 0         | 2         | 8          | 0        | 1        | 0        | 1         | 0        | 0         | 2        | 0        | 10-0          | 12-0        | 2        | 1.22        |
| Feb 21        | vs Loyola Marymount    | 7.0          | 5         | 2         | 2         | 0         | 5          | 1        | 0        | 0        | 0         | 0        | 0         | 0        | 0        | 6-2           | 13-0        | 2        | 1.29        |
| Feb 22        | vs Baylor              | 5.0          | 1         | 0         | 0         | 0         | 6          | 0        | 0        | 0        | 0         | 0        | 1         | 0        | 0        | 8-0           | 14-0        | 2        | 1.21        |
| Feb 22        | vs UCLA                | 5.2          | 10        | 9         | 9         | 3         | 3          | 1        | 0        | 1        | 0         | 0        | 2         | 0        | 1        | 1-9           | 14-1        | 2        | 1.86        |
| Feb 28        | IOWA                   | 5.0          | 1         | 0         | 0         | 1         | 6          | 0        | 0        | 0        | 0         | 0        | 1         | 0        | 0        | 9-0           | 15-1        | 2        | 1.76        |
| Feb 28        | ILLINOIS               | 6.0          | 3         | 4         | 2         | 1         | 14         | 0        | 0        | 1        | 0         | 0        | 1         | 0        | 0        | 12-4          | 16-1        | 3        | 1.79        |
| Mar 01        | IOWA                   | 5.0          | 1         | 0         | 0         | 4         | 4          | 0        | 0        | 0        | 0         | 0        | 0         | 3        | 0        | 12-0          | 17-1        | 3        | 1.70        |
| Mar 01        | ILLINOIS               | 6.0          | 4         | 1         | 1         | 2         | 4          | 0        | 0        | 0        | 0         | 0        | 0         | 0        | 0        | 10-1          | 18-1        | 3        | 1.67        |
| Mar 02        | MISSOURI STATE         | 5.0          | 7         | 2         | 2         | 0         | 7          | 2        | 0        | 0        | 0         | 0        | 0         | 0        | 0        | 13-2          | 19-1        | 3        | 1.72        |
| *Mar 07       | at Ole Miss            | 5.2          | 9         | 9         | 7         | 3         | 5          | 2        | 0        | 1        | 2         | 0        | 2         | 0        | 0        | 1-9           | 19-2        | 3        | 2.05        |
| <b>Totals</b> |                        | <b>119.1</b> | <b>72</b> | <b>41</b> | <b>35</b> | <b>42</b> | <b>143</b> | <b>8</b> | <b>2</b> | <b>6</b> | <b>10</b> | <b>0</b> | <b>12</b> | <b>6</b> | <b>1</b> | <b>186-41</b> | <b>19-2</b> | <b>3</b> | <b>2.05</b> |

## HOME RUN TRACKER

| #  | DATE    | PLAYER          | OPPONENT                | SITE                   | # OF RUNS | INNING | LINEUP SPOT | GAME RESULT |
|----|---------|-----------------|-------------------------|------------------------|-----------|--------|-------------|-------------|
| 1  | 2-6-25  | Bri Ellis       | at Texas State          | San Marcos, Texas      | 1         | 2      | 4           | W, 3-1      |
| 2  | 2-6-25  | Kailey Wyckoff! | at Texas State          | San Marcos, Texas      | 1         | 6      | 2           | W, 3-1      |
| 3  | 2-6-25  | Ella McDowell!  | at Texas State          | San Marcos, Texas      | 1         | 6      | 2           | W, 3-1      |
| 4  | 2-7-25  | Raigan Kramer   | vs. Lipscomb            | San Marcos, Texas      | 3         | 3      | 6           | W, 23-0 (5) |
| 5  | 2-7-25  | Bri Ellis       | vs. Lipscomb            | San Marcos, Texas      | 2         | 4      | 4           | W, 23-0 (5) |
| 6  | 2-7-25  | Courtney Day    | vs. Lipscomb            | San Marcos, Texas      | 2         | 5      | 8           | W, 23-0 (5) |
| 7  | 2-8-25  | Courtney Day    | vs. Bradley             | San Marcos, Texas      | 2         | 3      | 7           | W, 9-1 (6)  |
| 8  | 2-8-25  | Bri Ellis       | vs. Bradley             | San Marcos, Texas      | 2         | 6      | 4           | W, 9-1 (6)  |
| 9  | 2-8-25  | Courtney Day    | vs. Bradley             | San Marcos, Texas      | 6         | 6      | 7           | W, 9-1 (6)  |
| 10 | 2-14-25 | Atalyia Rijo    | vs. ULM                 | Ruston, La.            | 1         | 3      | 9           | W, 11-2 (6) |
| 11 | 2-14-25 | Courtney Day    | vs. ULM                 | Ruston, La.            | 3         | 3      | 7           | W, 11-2 (6) |
| 12 | 2-14-25 | Bri Ellis       | at LA Tech              | Ruston, La.            | 2         | 4      | 4           | W, 9-1 (5)  |
| 13 | 2-14-25 | Kennedy Miller  | at LA Tech              | Ruston, La.            | 1         | 5      | 7           | W, 9-1 (5)  |
| 14 | 2-15-25 | Bri Ellis       | vs. Southern Miss       | Ruston, La.            | 3         | 1      | 4           | W, 12-4 (6) |
| 15 | 2-15-25 | Ella McDowell   | vs. Southern Miss       | Ruston, La.            | 1         | 2      | 3           | W, 12-4 (6) |
| 16 | 2-15-25 | Bri Ellis       | vs. Southern Miss       | Ruston, La.            | 2         | 3      | 4           | W, 12-4 (6) |
| 17 | 2-16-25 | Bri Ellis+      | vs. Southern Miss       | Ruston, La.            | 4         | 4      | 4           | W, 12-3 (5) |
| 18 | 2-20-25 | Kailey Wyckoff  | vs. Rutgers             | Cathedral City, Calif. | 1         | 3      | 2           | W, 10-0 (5) |
| 19 | 2-20-25 | Courtney Day    | vs. Rutgers             | Cathedral City, Calif. | 3         | 6      | 5           | W, 10-0 (5) |
| 20 | 2-20-25 | Atalyia Rijo    | vs. Cal State Fullerton | Cathedral City, Calif. | 2         | 2      | 6           | W, 10-0 (5) |
| 21 | 2-21-25 | Courtney Day    | vs. Loyola Marymount    | Cathedral City, Calif. | 3         | 5      | 2           | W, 6-2      |
| 22 | 2-21-25 | Kennedy Miller  | vs. Loyola Marymount    | Cathedral City, Calif. | 1         | 7      | 7           | W, 6-2      |
| 23 | 2-22-25 | Bri Ellis       | vs. Baylor              | Cathedral City, Calif. | 3         | 2      | 4           | W, 8-0 (5)  |
| 24 | 2-22-25 | Bri Ellis       | vs. UCLA                | Cathedral City, Calif. | 1         | 4      | 4           | L, 9-1 (6)  |
| 25 | 2-28-25 | Kailey Wyckoff^ | Iowa                    | Fayetteville           | 2         | 5      | 2           | W, 9-0 (5)  |
| 26 | 2-28-25 | Bri Ellis       | Illinois                | Fayetteville           | 2         | 1      | 3           | W, 12-4 (6) |
| 27 | 2-28-25 | Courtney Day    | Illinois                | Fayetteville           | 4         | 6      | 4           | W, 12-4 (6) |
| 28 | 3-1-25  | Bri Ellis       | Iowa                    | Fayetteville           | 1         | 1      | 3           | W, 12-0 (5) |
| 30 | 3-1-25  | Courtney Day^   | Iowa                    | Fayetteville           | 3         | 2      | 4           | W, 12-0 (5) |
| 31 | 3-1-25  | Jayden Ramos*^  | Illinois                | Fayetteville           | 3         | 6      | 1           | W, 10-1 (6) |
| 32 | 3-2-25  | Ella McDowell   | Missouri State          | Fayetteville           | 2         | 2      | 6           | W, 13-2 (5) |
| 33 | 3-2-25  | Atalyia Rijo^   | Missouri State          | Fayetteville           | 4         | 6      | 5           | W, 13-2 (5) |

! - back-to-back | \* - pinch hitter | # - go ahead | \$ - walk off | + - grand slam | ^ - run-rule walk-off



## GAME HIGHS

### TEAM GAME HIGHS

**Hitting**  
**At bats:** 31- vs Southern Miss (Feb 15, 2025 at Ruston, La.)  
**Runs scored:** 23 - vs Lipscomb (Feb 07, 2025 at San Marcos, Texas)  
**Hits:** 17 - vs Lipscomb (Feb 07, 2025 at San Marcos, Texas)  
**RBI:** 21 - vs Lipscomb (Feb 07, 2025 at San Marcos, Texas)  
**Doubles:** 6 - vs Lipscomb (Feb 07, 2025 at San Marcos, Texas)  
**Triples:** 2 - vs Lipscomb (Feb 07, 2025 at San Marcos, Texas)  
**Home runs:** 3 - at Texas State (Feb 06, 2025)  
                   3 - vs Lipscomb (Feb 07, 2025 at San Marcos, Texas)  
                   3 - vs Bradley (Feb 08, 2025 at San Marcos, Texas)  
**Total bases:** 36 - vs Lipscomb (Feb 07, 2025 at San Marcos, Texas)  
**Walks:** 11 - vs Lipscomb (Feb 07, 2025 at San Marcos, Texas)  
**Strikeouts:** 6 - (2 Times)  
**Sac hits:** 2 - vs San Diego (Feb 08, 2025 at San Marcos, Texas)  
**Sac flies:** 3 - vs Lipscomb (Feb 07, 2025 at San Marcos, Texas)  
**Stolen bases:** 4 - (2 Times)  
**Hit by pitch:** 4 - at Ole Miss (March 7, 2025)  
**Runners LOB:** 11 - vs Illinois (Mar 01, 2025)  
**Hit into DP:** 2 - vs San Diego (Feb 08, 2025 at San Marcos, Texas)

**Fielding**  
**Assists:** 11 - (2 Times)  
**Errors:** 2 - at Ole Miss (March 7, 2025)  
**DPs turned:** 2 - vs Cal State Fullerton (Feb 20, 2025)

**Pitching**  
**Innings pitched:** 7.0 - (4 times)  
**Runs allowed:** 9 - (2 Times)  
**Earned runs:** 9 - vs UCLA (Feb 22, 2025 at Cathedral City, CA)  
**Walks allowed:** 6 - at Texas State (Feb 06, 2025)  
**Strikeouts:** 14 - vs Illinois (Feb 28, 2025)  
**Hits allowed:** 10 - vs UCLA (Feb 22, 2025 at Cathedral City, CA)  
**Doubles allowed:** 2 - (2 Times)  
**Triples allowed:** 1 - (2 Times)  
**Homers allowed:** 1 - (3 Times)  
**Wild pitches:** 2 - (3 Times)  
**Hit batters:** 2 - (2 Times)

### INDIVIDUAL GAME HIGHS

**Hitting**  
**At bats:** 5 - (3 Times)  
**Runs scored:** 3 - (6 Times)  
**Hits:** 3 - (2 Times)  
**RBI:** 6 - Courtney Day vs. Illinois (Feb 28, 2025)  
**Doubles:** 2 - (2 Times)  
**Triples:** 1 - (7 Times)  
**Home runs:** 2 - (2 Times)  
**Total bases:** 8 - (2 Times)  
**Walks:** 3 - (3 Times)  
**Strikeouts:** 2 - (3 Times)  
**Sac hits:** 1 - (4 Times)  
**Sac flies:** 1 - (15 Times)  
**Stolen bases:** 3 - Reagan Johnson vs Illinois (Mar 1, 2025)  
**Hit by pitch:** 2 - (2 Times)  
**Runners LOB:** 7 - Ella McDowell vs Illinois (Mar 01, 2025)

**Fielding**  
**Putouts:** 13 - Bri Ellis vs Illinois (Mar 01, 2025)  
**Assists:** 5 - (2 Times)  
**Errors:** 1 - (5 Times)

**Pitching**  
**Innings pitched:** 6.1 - Payton Burnham vs Bradley (Feb 07, 2025)  
**Runs allowed:** 5 - Robyn Herron at Ole Miss (March 7, 2025)  
**Earned runs:** 4 - (3 Times)  
**Walks allowed:** 5 - Cam Harrison vs Southern Miss (Feb 16, 2025)  
**Strikeouts:** 11 - Robyn Herron vs ULM (Feb 16, 2025)  
**Hits allowed:** 6 - Robyn Herron at Ole Miss (March 7, 2025)  
**Doubles allowed:** 2 - Reis Beuerlein vs Missouri State (Mar 02, 2025)  
**Triples allowed:** 1 - (2 Times)  
**Homers allowed:** 1 - (5 Times)  
**Wild pitches:** 2 - Cam Harrison vs Louisiana Monroe (Feb 14, 2025)  
**Hit batters:** 2 - Payton Burnham vs UCLA (Feb 22, 2025)

**GAME BY GAME STARTERS | BY POSITION**

| <b>DATE</b> | <b>OPPONENT</b>         | <b>SP</b> | <b>C</b> | <b>1B</b> | <b>2B</b> | <b>3B</b> | <b>SS</b> | <b>LF</b> | <b>CF</b> | <b>RF</b> | <b>DP</b> |
|-------------|-------------------------|-----------|----------|-----------|-----------|-----------|-----------|-----------|-----------|-----------|-----------|
| F6          | at Texas State          | Herron    | Miller   | Ellis     | Davison   | McDowell  | Rijo      | Kramer    | Johnson   | Wyckoff   | Day       |
| F7          | vs. Lipscomb            | Beuerlein | Wyckoff  | Ellis     | Davison   | Cloud     | McDowell  | Kramer    | Johnson   | Carter    | Miller    |
| F7          | vs. Bradley             | Burnham   | Miller   | Ellis     | Davison   | McDowell  | Rijo      | Kramer    | Johnson   | Wyckoff   | Prigge    |
| F8          | vs. Bradley             | Herron    | Miller   | Ellis     | Davison   | McDowell  | Prigge    | Kramer    | Johnson   | Wyckoff   | Day       |
| F8          | vs. San Diego           | Harrison  | Wyckoff  | Ellis     | Davison   | McDowell  | Rijo      | Carter    | Johnson   | Day       | Miller    |
| F14         | vs. ULM                 | Burnham   | Miller   | Ellis     | Davison   | McDowell  | Rijo      | Kramer    | Johnson   | Wyckoff   | Day       |
| F14         | at LA Tech              | Herron    | Miller   | Ellis     | Davison   | McDowell  | Rijo      | Kramer    | Johnson   | Wyckoff   | Day       |
| F15         | vs. Southern Miss       | Beuerlein | Wyckoff  | Ellis     | Davison   | McDowell  | Rijo      | Kramer    | Johnson   | Walker    | Day       |
| F16         | vs. Southern Miss       | Harrison  | Wyckoff  | Ellis     | Davison   | McDowell  | Rijo      | Kramer    | Johnson   | Carter    | Day       |
| F16         | vs. ULM                 | Herron    | Wyckoff  | Ellis     | Davison   | McDowell  | Rijo      | Kramer    | Johnson   | Carter    | Day       |
| F20         | vs. Rutgers             | Burnham   | Wyckoff  | Ellis     | Davison   | McDowell  | Rijo      | Kramer    | Johnson   | Day       | Miller    |
| F20         | vs. Cal State Fullerton | Herron    | Miller   | Ellis     | Davison   | McDowell  | Rijo      | Kramer    | Johnson   | Wyckoff   | Day       |
| F21         | vs. Loyola Marymount    | Harrison  | Wyckoff  | Ellis     | Davison   | McDowell  | Rijo      | Kramer    | Johnson   | Day       | Miller    |
| F22         | vs. Baylor              | Herron    | Miller   | Ellis     | Davison   | McDowell  | Rijo      | Kramer    | Johnson   | Wyckoff   | Day       |
| F22         | vs. UCLA                | Burnham   | Miller   | Ellis     | Davison   | McDowell  | Rijo      | Kramer    | Johnson   | Wyckoff   | Day       |
| F28         | Iowa                    | Herron    | Miller   | Ellis     | Davison   | McDowell  | Rijo      | Kramer    | Johnson   | Wyckoff   | Day       |
| F28         | Illinois                | Beuerlein | Wyckoff  | Ellis     | Davison   | McDowell  | Rijo      | Kramer    | Johnson   | Day       | Miller    |
| M1          | Iowa                    | Harrison  | Miller   | Ellis     | Davison   | McDowell  | Rijo      | Kramer    | Johnson   | Day       | Wyckoff   |
| M1          | Illinois                | Harrison  | Miller   | Ellis     | Davison   | McDowell  | Rijo      | Kramer    | Johnson   | Day       | Wyckoff   |
| M2          | Missouri State          | Beuerlein | Miller   | Ellis     | Davison   | McDowell  | Rijo      | Kramer    | Johnson   | Wyckoff   | Day       |
| M7          | at Ole Miss             | Herron    | Miller   | Ellis     | Davison   | McDowell  | Rijo      | Kramer    | Johnson   | Wyckoff   | Day       |

**GAME BY GAME STARTERS | BY BATTING ORDER**

| <b>DATE</b> | <b>OPPONENT</b>         | <b>1</b> | <b>2</b> | <b>3</b> | <b>4</b> | <b>5</b> | <b>6</b> | <b>7</b> | <b>8</b> | <b>9</b> | <b>FLEX/P</b> |
|-------------|-------------------------|----------|----------|----------|----------|----------|----------|----------|----------|----------|---------------|
| F6          | at Texas State          | Johnson  | Wyckoff  | McDowell | Ellis    | Miller   | Day      | Kramer   | Davison  | Rijo     | Herron        |
| F7          | vs. Lipscomb            | Johnson  | Wyckoff  | McDowell | Ellis    | Miller   | Kramer   | Davison  | Carter   | Cloud    | Beuerlein     |
| F7          | vs. Bradley             | Johnson  | Wyckoff  | McDowell | Ellis    | Miller   | Kramer   | Rijo     | Davison  | Prigge   | Burnham       |
| F8          | vs. Bradley             | Johnson  | Wyckoff  | McDowell | Ellis    | Miller   | Kramer   | Day      | Prigge   | Davison  | Herron        |
| F8          | vs. San Diego           | Johnson  | Wyckoff  | McDowell | Ellis    | Miller   | Day      | Carter   | Harrison | Rijo     | Davison       |
| F14         | vs. ULM                 | Johnson  | Wyckoff  | McDowell | Ellis    | Miller   | Kramer   | Day      | Burnham  | Rijo     | Davison       |
| F15         | at LA Tech              | Johnson  | Wyckoff  | McDowell | Ellis    | Day      | Kramer   | Miller   | Rijo     | Davison  | Herron        |
| F15         | vs. Southern Miss       | Johnson  | Wyckoff  | McDowell | Ellis    | Day      | Kramer   | Rijo     | Walker   | Davison  | Beuerlein     |
| F16         | vs. Southern Miss       | Johnson  | Wyckoff  | McDowell | Ellis    | Day      | Kramer   | Rijo     | Davison  | Carter   | Beuerlein     |
| F16         | vs. ULM                 | Johnson  | Wyckoff  | McDowell | Ellis    | Day      | Kramer   | Rijo     | Davison  | Carter   | Herron        |
| F20         | vs. Rutgers             | Johnson  | Wyckoff  | McDowell | Ellis    | Day      | Rijo     | Miller   | Kramer   | Davison  | Burnham       |
| F20         | vs. Cal State Fullerton | Johnson  | Wyckoff  | McDowell | Ellis    | Day      | Rijo     | Miller   | Kramer   | Davison  | Herron        |
| F21         | vs. Loyola Marymount    | Johnson  | Wyckoff  | McDowell | Ellis    | Day      | Rijo     | Miller   | Kramer   | Davison  | Harrison      |
| F22         | vs. Baylor              | Johnson  | Wyckoff  | McDowell | Ellis    | Day      | Rijo     | Miller   | Kramer   | Davison  | Herron        |
| F22         | vs. UCLA                | Johnson  | Wyckoff  | McDowell | Ellis    | Day      | Rijo     | Miller   | Kramer   | Davison  | Burnham       |
| F28         | Iowa                    | Johnson  | Wyckoff  | Ellis    | Day      | Rijo     | McDowell | Kramer   | Miller   | Davison  | Herron        |
| F28         | Illinois                | Johnson  | Wyckoff  | Ellis    | Day      | Rijo     | McDowell | Kramer   | Miller   | Davison  | Beuerlein     |
| M1          | Iowa                    | Johnson  | Wyckoff  | Ellis    | Day      | Rijo     | McDowell | Kramer   | Miller   | Davison  | Harrison      |
| M1          | Illinois                | Johnson  | Wyckoff  | Ellis    | Day      | Rijo     | McDowell | Kramer   | Miller   | Davison  | Burnham       |
| M1          | Missouri State          | Johnson  | Wyckoff  | Ellis    | Day      | Rijo     | McDowell | Kramer   | Miller   | Davison  | Beuerlein     |
| M7          | at Ole Miss             | Johnson  | Wyckoff  | Ellis    | Day      | Kramer   | McDowell | Rijo     | Miller   | Davison  | Herron        |





# RAIGAN KRAMER

OF • L/R • 5-4 • Junior  
Topeka, Kan. • Seaman HS

# 1

## CAREER STATS

| Year         | Avg.        | GP-GS          | AB         | R         | H         | 2B        | 3B       | HR        | RBI       | TB         | SLG%        | BB        | HBP      | SO        | GDP      | OBP         | SF       | SH       | SB-ATT       | PO         | A        | E        | FLD%        |
|--------------|-------------|----------------|------------|-----------|-----------|-----------|----------|-----------|-----------|------------|-------------|-----------|----------|-----------|----------|-------------|----------|----------|--------------|------------|----------|----------|-------------|
| 2022         | .143        | 29-2           | 7          | 11        | 1         | 0         | 0        | 0         | 0         | 1          | .143        | 0         | 0        | 3         | 0        | .143        | 0        | 0        | 0-1          | 3          | 1        | 3        | .571        |
| 2023         | .301        | 59-59          | 153        | 39        | 46        | 9         | 2        | 7         | 34        | 80         | .523        | 39        | 4        | 28        | 1        | .449        | 2        | 1        | 2-2          | 67         | 4        | 1        | .986        |
| 2024         | .213        | 54-52          | 122        | 28        | 26        | 3         | 2        | 3         | 17        | 42         | .344        | 32        | 4        | 18        | 0        | .390        | 1        | 1        | 7-7          | 74         | 3        | 2        | .975        |
| 2025         | .450        | 21-20          | 40         | 21        | 18        | 3         | 0        | 1         | 11        | 24         | .600        | 13        | 1        | 0         | 0        | .571        | 2        | 1        | 1-2          | 17         | 0        | 0        | 1.000       |
| <b>TOTAL</b> | <b>.283</b> | <b>163-133</b> | <b>322</b> | <b>99</b> | <b>91</b> | <b>15</b> | <b>4</b> | <b>11</b> | <b>62</b> | <b>147</b> | <b>.457</b> | <b>84</b> | <b>9</b> | <b>49</b> | <b>1</b> | <b>.438</b> | <b>5</b> | <b>3</b> | <b>10-12</b> | <b>161</b> | <b>8</b> | <b>6</b> | <b>.966</b> |

## SEASON HIGHS

| Category  | No. | Opponent (Last)    | Date    |
|-----------|-----|--------------------|---------|
| Hits      | 3   | CSF                | 2/20/25 |
| Doubles   | 1   | Bradley            | 2/7/25  |
| Triples   | -   | -                  | -       |
| Home Runs | 1   | Lipscomb           | 2/7/25  |
| RBI's     | 4   | Lipscomb           | 2/7/25  |
| Runs      | 2   | 2x (Southern Miss) | 2/15/25 |
| Walks     | 1   | 5x (ULM)           | 2/16/25 |
| ABs       | 3   | 2x (Southern Miss) | 2/16/25 |

## CAREER HIGHS

| Category  | No. | Opponent (Last)     | Date    |
|-----------|-----|---------------------|---------|
| Hits      | 3   | 2x (CSF)            | 2/20/25 |
| Doubles   | 1   | 12x (Alabama)       | 4/20/24 |
| Triples   | 1   | 4x (South Carolina) | 4/14/24 |
| Home Runs | 1   | 11x (Georgia)       | 4/1/24  |
| RBI's     | 4   | 2x (Lipscomb)       | 2/7/25  |
| Runs      | 3   | Florida             | 3/26/23 |
| Walks     | 3   | 2x (Ohio)           | 2/9/24  |
| ABs       | 5   | 2x (Kentucky)       | 4/22/23 |

## PLAYER PROFILE

- » Most experienced Razorback on the team with 142 games played and 113 career starts in her Arkansas career.
- » Led Arkansas with 32 walks in 2024 while ranking 10th in the SEC in walks-per-game (0.59). Also drew multiple walks in a game on four separate occasions.
- » Homered in back-to-back games in wins over Northern Iowa and South Alabama (March 9, 2024)
- » Did not commit an error in SEC play in 38 total chances in 2023.
- » In addition to playing softball, she also played basketball and was on the drumline at Seaman High School in Topeka, Kan. She helped led the Vikings to a 20-4 record and KSHAA state semifinal appearance in basketball as a junior.
- » Goes by the nickname Jimmy.
- » Enjoys fishing, snowboarding, hanging out with friends and family and spending time outdoors.
- » Primarily played catcher growing up until her later high school years.
- » Was rated as No. 28 player nationally by Extra Innings Softball coming out of high school.

## CAREER HONORS

- » SEC Spring Academic Honor Roll (2024)
- » NFCA All-America Scholar-Athlete (2022)
- » NFCA All-South Region Second Team (2023)
- » SEC Player of the Week (March 7, 2023)
- » Extra Inning Softball Fayetteville All-Tournament Team (2023)

## GAME-BY-GAME

| Date          | Opponent               | Pos | AB          | R         | H         | RBI       | 2B        | 3B       | HR       | BB       | SB        | CS       | HBP      | SAC      | SF       | GDP      | K        | PO       | A         | E        | AVG      |             |
|---------------|------------------------|-----|-------------|-----------|-----------|-----------|-----------|----------|----------|----------|-----------|----------|----------|----------|----------|----------|----------|----------|-----------|----------|----------|-------------|
| Feb 06        | at Texas State         | *of | 2           | 0         | 0         | 0         | 0         | 0        | 0        | 0        | 0         | 0        | 0        | 0        | 0        | 0        | 0        | 0        | 2         | 0        | 0        | .000        |
| Feb 07        | vs Lipscomb            | *of | 1           | 1         | 1         | 4         | 0         | 0        | 1        | 0        | 0         | 0        | 0        | 0        | 1        | 0        | 0        | 0        | 0         | 0        | 0        | .333        |
| Feb 07        | vs Bradley             | *of | 3           | 1         | 1         | 0         | 1         | 0        | 0        | 0        | 0         | 0        | 0        | 0        | 0        | 0        | 0        | 0        | 1         | 0        | 0        | .333        |
| Feb 08        | vs Bradley             | *of | 2           | 0         | 0         | 1         | 0         | 0        | 0        | 1        | 0         | 0        | 0        | 0        | 0        | 0        | 0        | 0        | 2         | 0        | 0        | .250        |
| Feb 08        | vs San Diego           | ph  | 1           | 1         | 1         | 0         | 0         | 0        | 0        | 0        | 0         | 0        | 0        | 0        | 0        | 0        | 0        | 0        | 0         | 0        | 0        | .333        |
| Feb 14        | vs Louisiana Monroe    | *of | 2           | 2         | 1         | 0         | 0         | 0        | 0        | 1        | 0         | 0        | 0        | 0        | 0        | 0        | 0        | 0        | 2         | 0        | 0        | .364        |
| Feb 14        | at Louisiana Tech      | *of | 1           | 1         | 0         | 0         | 0         | 0        | 0        | 1        | 0         | 0        | 0        | 1        | 0        | 0        | 0        | 0        | 0         | 0        | 0        | .333        |
| Feb 15        | vs Southern Miss       | *of | 2           | 2         | 2         | 0         | 1         | 0        | 1        | 0        | 0         | 0        | 0        | 0        | 0        | 0        | 0        | 1        | 0         | 0        | 0        | .429        |
| Feb 16        | vs Southern Miss       | *of | 3           | 1         | 1         | 0         | 1         | 0        | 0        | 0        | 0         | 0        | 0        | 0        | 0        | 0        | 0        | 0        | 0         | 0        | 0        | .412        |
| Feb 16        | vs Louisiana Monroe    | *of | 1           | 1         | 1         | 2         | 0         | 0        | 0        | 1        | 0         | 0        | 0        | 0        | 0        | 0        | 0        | 0        | 1         | 0        | 0        | .444        |
| Feb 20        | vs Rutgers             | *of | 2           | 1         | 1         | 0         | 0         | 0        | 0        | 1        | 0         | 1        | 0        | 0        | 0        | 0        | 0        | 2        | 0         | 0        | 0        | .450        |
| Feb 20        | vs Cal State Fullerton | *of | 3           | 2         | 3         | 1         | 0         | 0        | 0        | 0        | 0         | 0        | 0        | 0        | 0        | 0        | 0        | 0        | 0         | 0        | 0        | .522        |
| Feb 21        | vs Loyola Marymount    | *of | 2           | 0         | 0         | 0         | 0         | 0        | 0        | 2        | 0         | 0        | 0        | 0        | 0        | 0        | 0        | 0        | 0         | 0        | 0        | .480        |
| Feb 22        | vs Baylor              | *of | 2           | 0         | 1         | 1         | 0         | 0        | 0        | 0        | 0         | 0        | 0        | 0        | 0        | 0        | 0        | 0        | 0         | 0        | 0        | .481        |
| Feb 22        | vs UCLA                | *of | 2           | 0         | 0         | 0         | 0         | 0        | 0        | 0        | 0         | 0        | 0        | 0        | 0        | 0        | 0        | 0        | 1         | 0        | 0        | .448        |
| Feb 28        | IOWA                   | *of | 2           | 0         | 1         | 1         | 0         | 0        | 0        | 0        | 0         | 0        | 1        | 0        | 0        | 0        | 0        | 1        | 0         | 0        | 0        | .452        |
| Feb 28        | ILLINOIS               | *of | 3           | 1         | 1         | 0         | 0         | 0        | 0        | 0        | 0         | 0        | 0        | 0        | 0        | 0        | 0        | 0        | 0         | 0        | 0        | .441        |
| Mar 01        | IOWA                   | *of | 0           | 2         | 0         | 0         | 0         | 0        | 0        | 2        | 0         | 0        | 0        | 0        | 0        | 0        | 0        | 0        | 2         | 0        | 0        | .441        |
| Mar 01        | ILLINOIS               | *of | 2           | 2         | 2         | 1         | 0         | 0        | 0        | 1        | 0         | 0        | 0        | 0        | 1        | 0        | 0        | 0        | 0         | 0        | 0        | .472        |
| Mar 02        | MISSOURI STATE         | *of | 1           | 2         | 0         | 0         | 0         | 0        | 0        | 2        | 1         | 0        | 0        | 0        | 0        | 0        | 0        | 0        | 0         | 0        | 0        | .459        |
| Mar 07        | at Ole Miss            | *of | 3           | 1         | 1         | 0         | 0         | 0        | 0        | 0        | 0         | 0        | 0        | 0        | 0        | 0        | 0        | 0        | 2         | 0        | 0        | .450        |
| <b>Totals</b> |                        |     | <b>20gs</b> | <b>40</b> | <b>21</b> | <b>18</b> | <b>11</b> | <b>3</b> | <b>0</b> | <b>1</b> | <b>13</b> | <b>1</b> | <b>1</b> | <b>1</b> | <b>1</b> | <b>2</b> | <b>0</b> | <b>0</b> | <b>17</b> | <b>0</b> | <b>0</b> | <b>.450</b> |



# REIS BEUERLEIN • BUR-line

RHP • R/R • 5-9 • Junior

Cave Creek, Ariz. • Mississippi State (Pinnacle HS)

# 4

## CAREER STATS

| Year         | ERA         | W-L        | APP       | GS        | CG       | SHO        | SV       | IP           | H          | R         | ER        | BB        | SO         | 2B        | 3B       | HR        | BF         | B.AVG       | WP        | HBP      | BK       | SF       | SH       |
|--------------|-------------|------------|-----------|-----------|----------|------------|----------|--------------|------------|-----------|-----------|-----------|------------|-----------|----------|-----------|------------|-------------|-----------|----------|----------|----------|----------|
| 2023         | 3.13        | 5-4        | 26        | 9         | 1        | 0/1        | 0        | 76.0         | 83         | 41        | 34        | 33        | 69         | 10        | 2        | 7         | 349        | .269        | 12        | 0        | 0        | 4        | 3        |
| 2024         | 2.05        | 2-2        | 10        | 8         | 1        | 1/1        | 0        | 30.2         | 31         | 13        | 9         | 9         | 12         | 4         | 0        | 2         | 130        | .263        | 4         | 1        | 0        | 1        | 1        |
| 2025         | 5.25        | 2-0        | 7         | 4         | 0        | 0/1        | 0        | 17.1         | 18         | 15        | 13        | 6         | 29         | 3         | 0        | 2         | 79         | .269        | 1         | 2        | 0        | 2        | 2        |
| <b>TOTAL</b> | <b>3.16</b> | <b>9-6</b> | <b>43</b> | <b>21</b> | <b>2</b> | <b>1/3</b> | <b>0</b> | <b>124.0</b> | <b>131</b> | <b>69</b> | <b>56</b> | <b>48</b> | <b>110</b> | <b>17</b> | <b>2</b> | <b>11</b> | <b>558</b> | <b>.261</b> | <b>17</b> | <b>2</b> | <b>0</b> | <b>5</b> | <b>5</b> |

## CAREER HONORS

- » SEC Freshman of the Week (March 21, 2023)
- » NFCA All-America Scholar-Athlete (2023)

## GAME-BY-GAME

| Date          | Opponent         | GS | IP       | H           | R         | ER        | BB        | SO       | 2B        | 3B       | HR       | WP       | BK       | HBP      | IBB      | Score        | W-L        | Sv       | ERA         | NP       |
|---------------|------------------|----|----------|-------------|-----------|-----------|-----------|----------|-----------|----------|----------|----------|----------|----------|----------|--------------|------------|----------|-------------|----------|
| Feb 07        | vs Lipscomb      | *  | 4.0      | 2           | 0         | 0         | 1         | 5        | 0         | 0        | 0        | 0        | 0        | 0        | 0        | 23-0         | 1-0        | 0        | 0.00        | 55       |
| Feb 08        | vs Bradley       |    | 1.0      | 0           | 0         | 0         | 0         | 2        | 0         | 0        | 0        | 0        | 0        | 0        | 0        | 9-1          | 1-0        | 0        | 0.00        | 15       |
| Feb 15        | vs Southern Miss | *  | 3.2      | 4           | 4         | 4         | 2         | 4        | 0         | 0        | 1        | 1        | 0        | 1        | 0        | 12-4         | 1-0        | 0        | 3.23        | 65       |
| Feb 21        | vs LMU           |    | 2.0      | 3           | 2         | 2         | 0         | 3        | 1         | 0        | 0        | 0        | 0        | 0        | 0        | 6-2          | 1-0        | 0        | 3.94        | 25       |
| Feb 22        | vs UCLA          |    | 0.2      | 4           | 4         | 4         | 2         | 0        | 0         | 0        | 0        | 0        | 0        | 0        | 0        | 1-9          | 1-0        | 0        | 6.18        | 40       |
| Feb 28        | ILLINOIS         | *  | 4.0      | 3           | 4         | 2         | 1         | 10       | 0         | 0        | 1        | 0        | 0        | 1        | 0        | 12-4         | 2-0        | 0        | 5.48        | 67       |
| Mar 02        | MISSOURI STATE   | *  | 2.0      | 2           | 1         | 1         | 0         | 5        | 2         | 0        | 0        | 0        | 0        | 0        | 0        | 13-2         | 2-0        | 0        | 5.25        | 29       |
| <b>Totals</b> |                  |    | <b>4</b> | <b>17.1</b> | <b>18</b> | <b>15</b> | <b>13</b> | <b>6</b> | <b>29</b> | <b>3</b> | <b>0</b> | <b>2</b> | <b>1</b> | <b>0</b> | <b>2</b> | <b>76-22</b> | <b>2-0</b> | <b>0</b> | <b>5.25</b> | <b>-</b> |

## SEASON HIGHS

| Category       | No. | Opponent (Last) | Date    |
|----------------|-----|-----------------|---------|
| Innings        | 4.0 | 2x (Illinois)   | 2/28/25 |
| Longest Start  | 4.0 | 2x (Illinois)   | 2/28/25 |
| Shortest Start | 4.0 | 2x (Illinois)   | 2/28/25 |
| Longest Relief | -   | -               | -       |
| Hits           | 4   | 2x (UCLA)       | 2/22/25 |
| Runs           | 4   | 2x (UCLA)       | 2/22/25 |
| Earned Runs    | 4   | 2x (UCLA)       | 2/22/25 |
| Walks          | 2   | 2x (UCLA)       | 2/22/25 |
| Strikeouts     | 10  | Illinois        | 2/28/25 |
| Pitches        | 67  | Illinois        | 2/28/25 |

## CAREER HIGHS

| Category       | No. | Opponent (Last) | Date    |
|----------------|-----|-----------------|---------|
| Innings        | 7.0 | Purdue          | 3/15/23 |
| Longest Start  | 7.0 | Purdue          | 3/15/23 |
| Shortest Start | 1.0 | Georgia         | 3/25/23 |
| Longest Relief | 4.2 | 3x (LSU)        | 4/21/23 |
| Hits           | 7   | Auburn          | 5/5/23  |
| Runs           | 4   | 2x (Texas A&M)  | 4/10/23 |
| Earned Runs    | 4   | 2x (Texas A&M)  | 4/10/23 |
| Walks          | 4   | 3x (Auburn)     | 5/7/23  |
| Strikeouts     | 14  | Purdue          | 3/15/23 |
| Pitches        | 112 | Purdue          | 3/15/23 |

## PLAYER PROFILE

- » Transferred to Arkansas after spending her freshman season at Mississippi State in 2023.
- » Picked up first win as a Razorback by throwing four shutout innings while surrendering just three hits and picking up a strikeout in a 7-0 win over Illinois State on Feb. 22, 2024.
- » Made a team-high 26 appearances with nine starts while posting a 3.13 ERA and striking out 69 batters in 76 innings of work at Mississippi State (2023).
- » Prepped at Pinnacle High School in Phoenix, Ariz., where she was rated as the No. 68 player and No. 25 pitcher nationally in the class of 2022.
- » Led the state of Arizona in wins (23) as a senior in 2022.
- » Has over 100 cousins due to her father being one of 12 children.
- » Father Ed Beuerlein was drafted by the Milwaukee Brewers in the 14th round of the 1986 MLB draft before playing collegiately at Louisiana Tech and playing three years in the Houston Astros farm system.
- » Majoring in Information Systems Business Analytics



# ASHTYN REICHARDT

OF • L/L • 5-7 • Freshman  
Katy, Texas • Katy HS

# 5

## CAREER STATS

| Year         | Avg.        | GP-GS      | AB       | R        | H        | 2B       | 3B       | HR       | RBI      | TB       | SLG%        | BB       | HBP      | SO       | GDP      | OBP         | SF       | SH       | SB-ATT     | PO       | A        | E        | FLD%        |
|--------------|-------------|------------|----------|----------|----------|----------|----------|----------|----------|----------|-------------|----------|----------|----------|----------|-------------|----------|----------|------------|----------|----------|----------|-------------|
| 2025         | .000        | 0-0        | -        | -        | -        | -        | -        | -        | -        | -        | .000        | -        | -        | -        | -        | .000        | -        | -        | 0-0        | -        | -        | -        | .000        |
| <b>TOTAL</b> | <b>.000</b> | <b>0-0</b> | <b>-</b> | <b>-</b> | <b>-</b> | <b>-</b> | <b>-</b> | <b>-</b> | <b>-</b> | <b>-</b> | <b>.000</b> | <b>-</b> | <b>-</b> | <b>-</b> | <b>-</b> | <b>.000</b> | <b>-</b> | <b>-</b> | <b>0-0</b> | <b>-</b> | <b>-</b> | <b>-</b> | <b>.000</b> |

## CAREER HONORS

- » District 19-6A First-Team (2021, 2022, 2023, 2024)
- » District 19-6A Offensive MVP (2024)
- » First-Team All-Greater Houston (2024)
- » Texas Class 6A First-Team All-State (2024)
- » Extra Inning Softball No. 22 Overall Player (2024)

## GAME-BY-GAME

| Date | Opponent | Pos | AB | R | H | RBI | 2B | 3B | HR | BB | SB | CS | HBP | SAC | SF | GDP | K | PO | A | E | AVG |      |
|------|----------|-----|----|---|---|-----|----|----|----|----|----|----|-----|-----|----|-----|---|----|---|---|-----|------|
| -    | -        | -   | -  | - | - | -   | -  | -  | -  | -  | -  | -  | -   | -   | -  | -   | - | -  | - | - | -   | .000 |

## SEASON HIGHS

| Category  | No. | Opponent (Last) | Date |
|-----------|-----|-----------------|------|
| Hits      | -   | -               | -    |
| Doubles   | -   | -               | -    |
| Triples   | -   | -               | -    |
| Home Runs | -   | -               | -    |
| RBI       | -   | -               | -    |
| Runs      | -   | -               | -    |
| Walks     | -   | -               | -    |
| ABs       | -   | -               | -    |

## CAREER HIGHS

| Category  | No. | Opponent (Last) | Date |
|-----------|-----|-----------------|------|
| Hits      | -   | -               | -    |
| Doubles   | -   | -               | -    |
| Triples   | -   | -               | -    |
| Home Runs | -   | -               | -    |
| RBI       | -   | -               | -    |
| Runs      | -   | -               | -    |
| Walks     | -   | -               | -    |
| ABs       | -   | -               | -    |

## PLAYER PROFILE

- » Will redshirt this season after suffering an ACL injury this past summer.
- » Played high school softball with Cam Harrison and Kaley Wyckoff at Katy High School in Katy, Texas. Played under former Kansas (1988-1995) and Alabama coach (1996-1998) Kalum Haack at Katy.
- » Batted .551 with 59 hits, 10 doubles, three triples, 12 home runs, 46 RBI, 69 runs scored and 21 stolen bases as a senior at Katy (2024), helping lead the Tigers to a No. 1 national ranking during the 2024 season in which they posted a 39-3-1 overall record.
- » Struck out just once in her first 100 at-bats her senior year while at Katy High School.
- » Was one of six D1 signees on her high school team in 2024.
- » Played travel ball with Impact Gold Jackson 18U where she was teammates with current teammates Cam Harrison and Ella McDowell. Has played softball with Cam Harrison since she was eight years old.
- » Majoring in Biology



# ELLA MCDOWELL

INF • R/R • 5-6 • Freshman  
 Richmond, Texas • Foster HS

# 6

## CAREER STATS

| Year         | Avg.        | GP-GS        | AB        | R         | H         | 2B       | 3B       | HR       | RBI       | TB        | SLG%        | BB       | HBP      | SO       | GDP      | OBP         | SF       | SH       | SB-ATT     | PO        | A         | E        | FLD%         |
|--------------|-------------|--------------|-----------|-----------|-----------|----------|----------|----------|-----------|-----------|-------------|----------|----------|----------|----------|-------------|----------|----------|------------|-----------|-----------|----------|--------------|
| 2025         | .373        | 21-21        | 59        | 13        | 22        | 3        | 0        | 4        | 17        | 37        | .627        | 7        | 2        | 2        | 0        | .443        | 2        | 0        | 1-1        | 11        | 33        | 0        | 1.000        |
| <b>TOTAL</b> | <b>.373</b> | <b>21-21</b> | <b>59</b> | <b>13</b> | <b>22</b> | <b>3</b> | <b>0</b> | <b>4</b> | <b>17</b> | <b>37</b> | <b>.627</b> | <b>7</b> | <b>2</b> | <b>2</b> | <b>0</b> | <b>.443</b> | <b>2</b> | <b>0</b> | <b>1-1</b> | <b>11</b> | <b>33</b> | <b>0</b> | <b>1.000</b> |

## SEASON HIGHS

## CAREER HIGHS

## PLAYER PROFILE

- » Ranked as the No. 1 infielder and No. 3 overall player in the class of 2024 by Extra Innings Softball.
- » Played at Foster High School, where she batted .704 with a .789 on-base percentage, 1.544 slugging percentage, 22 home runs, 71 runs, 58 RBI and 31 stolen bases as a senior in 2024.
- » Her 22 home runs as a senior ranked seventh nationally among all prep players.
- » Made the Line Drive Media All-Summer Team after batting .609 with a 1.679 OPS, 15 HR, 60 RBI and 30 SB during the 2024 summer ball circuit.
- » Finished the 2023 season on a 32-game hitting streak while totaling 59 hits and 12 home runs while registering a .678 batting average.
- » Named a Top 100 Freshman by D1 Softball and appeared on the Softball America Freshman Watch List ahead of the 2025 Season.
- » Was intentionally walked her last 11 at-bats of her high school career.
- » Played baseball from the ages of 6-8.


## CAREER HONORS

- » VYPE Houston Softball Player of the Year (2024)
- » US 18-U National Team Member (2024)
- » WBSC U-18 Women's Softball World Cup Group C Most Outstanding Player (2024)
- » All-Greater Houston Hitter of the Year (2024)
- » First-Team All-VYPE (2023, 2024)
- » 20-5A District MVP (2021, 2022, 2023, 2024)
- » 20-5A First-Team All District (2021, 2022, 2023, 2024)
- » First-Team All-Greater Houston (2021, 2022, 2023, 2024)
- » All-Greater Houston Newcomer of the Year (2021)

## GAME-BY-GAME

| Date          | Opponent               | Pos         | AB        | R         | H         | RBI       | 2B       | 3B       | HR       | BB       | SB       | CS       | HBP      | SAC      | SF       | GDP      | K        | PO        | A         | E        | AVG         |
|---------------|------------------------|-------------|-----------|-----------|-----------|-----------|----------|----------|----------|----------|----------|----------|----------|----------|----------|----------|----------|-----------|-----------|----------|-------------|
| Feb 06        | at Texas State         | *3b         | 3         | 1         | 2         | 1         | 0        | 0        | 1        | 0        | 0        | 0        | 0        | 0        | 0        | 0        | 0        | 2         | 1         | 0        | .667        |
| Feb 07        | vs Lipscomb            | *ss         | 2         | 2         | 1         | 0         | 1        | 0        | 0        | 2        | 0        | 0        | 0        | 0        | 0        | 0        | 0        | 1         | 0         | 0        | .600        |
| Feb 07        | vs Bradley             | *3b         | 3         | 0         | 1         | 0         | 0        | 0        | 0        | 0        | 0        | 0        | 0        | 0        | 0        | 0        | 0        | 1         | 2         | 2        | .500        |
| Feb 08        | vs Bradley             | *3b         | 3         | 0         | 1         | 1         | 0        | 0        | 1        | 0        | 0        | 0        | 0        | 0        | 0        | 0        | 0        | 0         | 0         | 4        | .455        |
| Feb 08        | vs San Diego           | *3b         | 3         | 0         | 0         | 0         | 0        | 0        | 0        | 1        | 0        | 0        | 0        | 0        | 0        | 0        | 0        | 0         | 1         | 1        | .357        |
| Feb 14        | vs Louisiana Monroe    | *3b         | 3         | 0         | 2         | 2         | 0        | 0        | 0        | 0        | 0        | 0        | 0        | 0        | 1        | 0        | 0        | 0         | 2         | 0        | .412        |
| Feb 14        | at Louisiana Tech      | *3b         | 3         | 1         | 0         | 0         | 0        | 0        | 0        | 0        | 0        | 0        | 0        | 0        | 0        | 0        | 0        | 0         | 1         | 0        | .350        |
| Feb 15        | vs Southern Miss       | *3b         | 4         | 2         | 2         | 1         | 1        | 0        | 1        | 0        | 0        | 0        | 0        | 0        | 0        | 0        | 0        | 0         | 1         | 0        | .375        |
| Feb 16        | vs Southern Miss       | *3b         | 3         | 1         | 0         | 1         | 0        | 0        | 0        | 0        | 0        | 0        | 0        | 0        | 0        | 0        | 0        | 0         | 1         | 0        | .333        |
| Feb 16        | vs Louisiana Monroe    | *3b         | 2         | 1         | 1         | 0         | 0        | 0        | 0        | 0        | 0        | 0        | 1        | 0        | 0        | 0        | 0        | 0         | 0         | 0        | .345        |
| Feb 20        | vs Rutgers             | *3b         | 3         | 1         | 2         | 1         | 0        | 0        | 0        | 0        | 0        | 0        | 0        | 0        | 0        | 0        | 0        | 0         | 0         | 0        | .375        |
| Feb 20        | vs Cal State Fullerton | *3b         | 2         | 0         | 1         | 1         | 0        | 0        | 1        | 0        | 0        | 0        | 0        | 0        | 0        | 0        | 0        | 1         | 2         | 0        | .382        |
| Feb 21        | vs Loyola Marymount    | *3b         | 4         | 0         | 1         | 0         | 0        | 0        | 0        | 0        | 0        | 0        | 0        | 0        | 0        | 0        | 0        | 1         | 0         | 2        | .368        |
| Feb 22        | vs Baylor              | *3b         | 3         | 1         | 1         | 1         | 0        | 0        | 0        | 0        | 0        | 0        | 0        | 0        | 0        | 0        | 0        | 0         | 0         | 1        | .366        |
| Feb 22        | vs UCLA                | *3b         | 3         | 0         | 1         | 0         | 0        | 0        | 0        | 0        | 0        | 0        | 0        | 0        | 0        | 0        | 0        | 0         | 4         | 0        | .364        |
| Feb 28        | IOWA                   | *3b         | 2         | 0         | 1         | 2         | 0        | 0        | 1        | 0        | 0        | 0        | 0        | 0        | 0        | 0        | 0        | 0         | 1         | 1        | .370        |
| Feb 28        | ILLINOIS               | *3b         | 2         | 0         | 0         | 1         | 0        | 0        | 0        | 0        | 0        | 0        | 0        | 1        | 0        | 0        | 0        | 0         | 0         | 0        | .354        |
| Mar 01        | IOWA                   | *3b         | 3         | 2         | 2         | 3         | 1        | 0        | 1        | 0        | 1        | 0        | 0        | 0        | 0        | 0        | 0        | 1         | 0         | 0        | .373        |
| Mar 01        | ILLINOIS               | *3b         | 4         | 0         | 1         | 0         | 0        | 0        | 0        | 0        | 0        | 0        | 0        | 0        | 0        | 0        | 0        | 0         | 4         | 0        | .364        |
| Mar 02        | MISSOURI STATE         | *3b         | 3         | 1         | 1         | 2         | 0        | 0        | 1        | 0        | 0        | 0        | 0        | 0        | 0        | 0        | 0        | 0         | 1         | 5        | .362        |
| Mar 07        | at Ole Miss            | *3b         | 1         | 0         | 1         | 0         | 0        | 0        | 0        | 1        | 0        | 0        | 1        | 0        | 0        | 0        | 0        | 0         | 0         | 2        | .373        |
| <b>Totals</b> |                        | <b>21qs</b> | <b>59</b> | <b>13</b> | <b>22</b> | <b>17</b> | <b>3</b> | <b>0</b> | <b>4</b> | <b>7</b> | <b>1</b> | <b>0</b> | <b>2</b> | <b>0</b> | <b>2</b> | <b>0</b> | <b>2</b> | <b>11</b> | <b>33</b> | <b>0</b> | <b>.373</b> |





# COURTNEY DAY

UTL • R/R • 5-10 • Senior

Pearland, Texas • Glenda Dawson HS/Texas

# 7

## CAREER STATS

| Year         | Avg.        | GP-GS          | AB         | R         | H          | 2B        | 3B       | HR        | RBI        | TB         | SLG%        | BB        | HBP      | SO        | GDP      | OBP         | SF       | SH       | SB-ATT     | PO        | A         | E        | FLD%        |
|--------------|-------------|----------------|------------|-----------|------------|-----------|----------|-----------|------------|------------|-------------|-----------|----------|-----------|----------|-------------|----------|----------|------------|-----------|-----------|----------|-------------|
| 2020         | .368        | 26-24          | 57         | 12        | 21         | 4         | 0        | 5         | 15         | 40         | .702        | 6         | 2        | 9         | 1        | .439        | 1        | 2        | 1-2        | 3         | 4         | 0        | 1.000       |
| 2021         | .323        | 38-24          | 62         | 10        | 20         | 1         | 2        | 2         | 11         | 31         | .500        | 1         | 1        | 13        | 1        | .338        | 1        | 0        | 1-1        | 2         | 3         | 3        | .625        |
| 2022         | .300        | 58-51          | 130        | 21        | 39         | 10        | 0        | 12        | 34         | 85         | .654        | 15        | 3        | 24        | 2        | .385        | 0        | 0        | 1-1        | 13        | 3         | 1        | .941        |
| 2023         | .308        | 54-51          | 130        | 20        | 40         | 7         | 0        | 7         | 31         | 68         | .523        | 22        | 1        | 29        | 0        | .409        | 1        | 0        | 2-2        | 42        | 1         | 3        | .935        |
| 2025         | .400        | 20-19          | 50         | 16        | 20         | 5         | 1        | 8         | 33         | 51         | 1.020       | 10        | 2        | 4         | 1        | .508        | 1        | 0        | 0-0        | 1         | 0         | 0        | 1.000       |
| <b>TOTAL</b> | <b>.326</b> | <b>196-169</b> | <b>429</b> | <b>79</b> | <b>140</b> | <b>27</b> | <b>3</b> | <b>34</b> | <b>124</b> | <b>275</b> | <b>.641</b> | <b>54</b> | <b>9</b> | <b>78</b> | <b>5</b> | <b>.409</b> | <b>4</b> | <b>2</b> | <b>5-6</b> | <b>61</b> | <b>11</b> | <b>7</b> | <b>.911</b> |

## CAREER HONORS

| Year         | ERA         | W-L        | APP       | GS       | CG       | SHO      | SV       | IP          | H         | R         | ER        | BB        | SO        | 2B       | 3B       | HR       | BF         | B.AVG       | WP       | HBP      | BK       | SF       | SH       |
|--------------|-------------|------------|-----------|----------|----------|----------|----------|-------------|-----------|-----------|-----------|-----------|-----------|----------|----------|----------|------------|-------------|----------|----------|----------|----------|----------|
| 2020         | 1.00        | 5-0        | 10        | 2        | 1        | 1        | 0        | 28.0        | 17        | 6         | 4         | 0         | 22        | 1        | 1        | 0        | 106        | .167        | 0        | 3        | 0        | 1        | 0        |
| 2021         | 3.67        | 4-1        | 11        | 5        | 0        | 0        | 1        | 34.1        | 41        | 27        | 18        | 19        | 23        | 7        | 0        | 1        | 168        | .289        | 3        | 3        | 0        | 2        | 2        |
| 2022         | 2.21        | 0-0        | 3         | 0        | 0        | 0        | 0        | 6.1         | 8         | 6         | 2         | 4         | 2         | 1        | 0        | 1        | 33         | .285        | 1        | 1        | 0        | 0        | 0        |
| 2025         | 0.00        | 0-0        | 1         | 0        | 0        | 0/0      | 0        | 1.0         | 1         | 0         | 0         | 0         | 1         | 0        | 0        | 0        | 4          | .250        | 0        | 0        | 0        | 0        | 0        |
| <b>TOTAL</b> | <b>2.41</b> | <b>0-0</b> | <b>25</b> | <b>7</b> | <b>1</b> | <b>1</b> | <b>1</b> | <b>69.2</b> | <b>67</b> | <b>39</b> | <b>24</b> | <b>23</b> | <b>48</b> | <b>9</b> | <b>1</b> | <b>2</b> | <b>311</b> | <b>.242</b> | <b>4</b> | <b>7</b> | <b>0</b> | <b>3</b> | <b>2</b> |

## SEASON HIGHS

## GAME-BY-GAME


| Date          | Opponent               | Pos    | AB          | R         | H         | RBI       | 2B        | 3B       | HR       | BB       | SB        | CS       | HBP      | SAC      | SF       | GDP      | K        | PO       | A        | E        | AVG      |             |
|---------------|------------------------|--------|-------------|-----------|-----------|-----------|-----------|----------|----------|----------|-----------|----------|----------|----------|----------|----------|----------|----------|----------|----------|----------|-------------|
| Feb 06        | at Texas State         | *ss/dp | 2           | 0         | 0         | 0         | 0         | 0        | 0        | 0        | 0         | 0        | 0        | 0        | 0        | 0        | 0        | 0        | 0        | 0        | 0        | .000        |
| Feb 07        | vs Lipscomb            | ph/of  | 2           | 1         | 1         | 3         | 0         | 0        | 1        | 0        | 0         | 0        | 0        | 0        | 0        | 0        | 0        | 0        | 0        | 0        | 0        | .250        |
| Feb 08        | vs Bradley             | *dp    | 4           | 2         | 2         | 4         | 0         | 0        | 2        | 0        | 0         | 0        | 0        | 0        | 0        | 0        | 0        | 0        | 0        | 0        | 0        | .375        |
| Feb 08        | vs San Diego           | *of    | 3           | 0         | 0         | 0         | 0         | 0        | 0        | 0        | 0         | 0        | 0        | 0        | 0        | 0        | 0        | 1        | 0        | 0        | 0        | .273        |
| Feb 14        | vs Louisiana Monroe    | *dp    | 2           | 1         | 1         | 3         | 0         | 0        | 1        | 1        | 0         | 0        | 0        | 0        | 0        | 0        | 0        | 0        | 0        | 0        | 0        | .308        |
| Feb 14        | at Louisiana Tech      | *2b/dp | 3           | 2         | 2         | 1         | 1         | 0        | 0        | 0        | 0         | 0        | 0        | 0        | 0        | 0        | 0        | 0        | 0        | 0        | 0        | .375        |
| Feb 15        | vs Southern Miss       | *2b/dp | 2           | 1         | 2         | 0         | 1         | 0        | 0        | 0        | 0         | 0        | 2        | 0        | 0        | 0        | 0        | 0        | 0        | 0        | 0        | .444        |
| Feb 16        | vs Southern Miss       | *of/dp | 2           | 0         | 0         | 0         | 0         | 0        | 0        | 1        | 0         | 0        | 0        | 0        | 0        | 0        | 0        | 0        | 0        | 0        | 0        | .400        |
| Feb 16        | vs Louisiana Monroe    | *of/dp | 1           | 1         | 0         | 1         | 0         | 0        | 0        | 1        | 0         | 0        | 0        | 0        | 0        | 0        | 0        | 0        | 0        | 0        | 0        | .381        |
| Feb 20        | vs Rutgers             | *of    | 3           | 1         | 2         | 3         | 0         | 0        | 1        | 0        | 0         | 0        | 0        | 0        | 0        | 0        | 0        | 0        | 0        | 0        | 0        | .417        |
| Feb 20        | vs Cal State Fullerton | *c/dp  | 2           | 1         | 1         | 0         | 0         | 0        | 1        | 0        | 0         | 0        | 0        | 0        | 0        | 0        | 0        | 0        | 0        | 0        | 0        | .423        |
| Feb 21        | vs Loyola Marymount    | *of/ph | 3           | 1         | 1         | 2         | 0         | 0        | 1        | 1        | 0         | 0        | 0        | 0        | 0        | 0        | 0        | 0        | 1        | 0        | 0        | .414        |
| Feb 22        | vs Baylor              | *c/dp  | 2           | 0         | 0         | 1         | 0         | 0        | 0        | 1        | 0         | 0        | 0        | 0        | 0        | 0        | 0        | 0        | 0        | 0        | 0        | .387        |
| Feb 22        | vs UCLA                | *dp    | 3           | 0         | 0         | 0         | 0         | 0        | 0        | 0        | 0         | 0        | 0        | 0        | 0        | 0        | 0        | 1        | 0        | 0        | 0        | .353        |
| Feb 28        | IOWA                   | *c/dp  | 2           | 0         | 1         | 2         | 0         | 0        | 0        | 1        | 0         | 0        | 0        | 0        | 0        | 0        | 0        | 0        | 0        | 0        | 0        | .361        |
| Feb 28        | ILLINOIS               | *of/dp | 4           | 2         | 2         | 6         | 1         | 0        | 1        | 0        | 0         | 0        | 0        | 0        | 0        | 0        | 0        | 1        | 0        | 0        | 0        | .375        |
| Mar 01        | IOWA                   | *of    | 3           | 1         | 2         | 3         | 1         | 0        | 1        | 0        | 0         | 0        | 0        | 0        | 0        | 0        | 0        | 0        | 0        | 0        | 0        | .395        |
| Mar 01        | ILLINOIS               | *of/dp | 1           | 1         | 1         | 2         | 1         | 0        | 0        | 2        | 0         | 0        | 0        | 0        | 1        | 0        | 0        | 0        | 0        | 0        | 0        | .409        |
| Mar 02        | MISSOURI STATE         | *c/dh  | 3           | 1         | 2         | 2         | 0         | 1        | 0        | 1        | 0         | 0        | 0        | 0        | 0        | 0        | 0        | 0        | 0        | 0        | 0        | .426        |
| Mar 07        | at Ole Miss            | *dh    | 3           | 0         | 0         | 0         | 0         | 0        | 0        | 0        | 0         | 0        | 0        | 0        | 0        | 0        | 0        | 1        | 0        | 0        | 0        | .400        |
| <b>Totals</b> |                        |        | <b>19gs</b> | <b>50</b> | <b>16</b> | <b>20</b> | <b>33</b> | <b>5</b> | <b>1</b> | <b>8</b> | <b>10</b> | <b>0</b> | <b>0</b> | <b>2</b> | <b>0</b> | <b>1</b> | <b>1</b> | <b>4</b> | <b>1</b> | <b>0</b> | <b>0</b> | <b>.400</b> |

## CAREER HIGHS

| Date          | Opponent       | GS       | IP         | H        | R        | ER       | BB       | SO       | 2B       | 3B       | HR       | WP       | BK       | HBP      | IBB      | Score       | W-L        | Sv       | ERA         | NP       |
|---------------|----------------|----------|------------|----------|----------|----------|----------|----------|----------|----------|----------|----------|----------|----------|----------|-------------|------------|----------|-------------|----------|
| Mar 02        | MISSOURI STATE | 1.0      | 1          | 0        | 0        | 0        | 1        | 0        | 0        | 0        | 0        | 0        | 0        | 0        | 0        | 13-2        | 0-0        | 0        | 0.00        | 23       |
| <b>Totals</b> |                | <b>0</b> | <b>1.0</b> | <b>1</b> | <b>0</b> | <b>0</b> | <b>1</b> | <b>0</b> | <b>0</b> | <b>0</b> | <b>0</b> | <b>0</b> | <b>0</b> | <b>0</b> | <b>0</b> | <b>13-2</b> | <b>0-0</b> | <b>0</b> | <b>0.00</b> | <b>-</b> |

## PLAYER PROFILE

- » Signed with Arkansas this past December after transferring from Ole Miss where she transferred to following the 2023 season but did not play. Spent the 2020-23 seasons at Texas.
- » Named to the Women's College World Series (WCWS) All-Tournament Team after leading Texas over its seven-day stay at the event with three home runs and eight RBIs
- » Prepped at Glenda Dawson High School where she earned three consecutive academic all-district selections in softball, basketball and volleyball while also being chosen to the National Honor Society
- » Was roommates with Carlee Ratcliff at Texas in 2022.



# ROBYN HERRON

LHP • R/L • 5-10 • Junior  
Tampa, Fla. • Sickles HS

# 11

## CAREER STATS

| Year         | ERA         | W-L          | APP       | GS        | CG        | SHO         | SV       | IP           | H          | R         | ER        | BB        | SO         | 2B        | 3B       | HR        | BF         | B.AVG       | WP        | HBP       | BK       | SF       | SH        |
|--------------|-------------|--------------|-----------|-----------|-----------|-------------|----------|--------------|------------|-----------|-----------|-----------|------------|-----------|----------|-----------|------------|-------------|-----------|-----------|----------|----------|-----------|
| 2023         | 2.30        | 8-4          | 24        | 13        | 2         | 2/3         | 0        | 73.0         | 46         | 29        | 24        | 38        | 107        | 5         | 1        | 8         | 306        | .175        | 8         | 3         | 0        | 1        | 1         |
| 2024         | 1.62        | 12-9         | 29        | 19        | 10        | 5/0         | 0        | 125.1        | 74         | 36        | 29        | 43        | 143        | 9         | 2        | 7         | 503        | .171        | 11        | 12        | 0        | 5        | 9         |
| 2025         | 0.92        | 6-1          | 8         | 8         | 4         | 3/1         | 0        | 38.0         | 15         | 8         | 5         | 13        | 52         | 1         | 1        | 2         | 146        | .117        | 4         | 4         | 0        | 1        | 0         |
| <b>TOTAL</b> | <b>1.72</b> | <b>26-14</b> | <b>61</b> | <b>40</b> | <b>16</b> | <b>10/4</b> | <b>0</b> | <b>236.1</b> | <b>135</b> | <b>73</b> | <b>58</b> | <b>94</b> | <b>302</b> | <b>15</b> | <b>4</b> | <b>17</b> | <b>955</b> | <b>.164</b> | <b>23</b> | <b>19</b> | <b>0</b> | <b>7</b> | <b>10</b> |

## CAREER HONORS

- » SEC Spring Academic Honor Roll (2024)
- » SEC Pitcher of the Week (April 16, 2024)
- » Extra Inning Softball's Extra Elite 100 No. 14 Overall Player (2022)

## GAME-BY-GAME

| Date          | Opponent                | GS | IP       | H           | R         | ER       | BB       | SO        | 2B        | 3B       | HR       | WP       | BK       | HBP      | IBB      | Score    | W-L          | Sv         | ERA      | NP          |          |
|---------------|-------------------------|----|----------|-------------|-----------|----------|----------|-----------|-----------|----------|----------|----------|----------|----------|----------|----------|--------------|------------|----------|-------------|----------|
| Feb 06        | at Texas State          | *  | 6.0      | 3           | 1         | 0        | 4        | 5         | 1         | 0        | 0        | 1        | 0        | 0        | 0        | 3-1      | 1-0          | 0          | 0.00     | 105         |          |
| Feb 08        | vs Bradley              | *  | 3.0      | 1           | 1         | 1        | 2        | 4         | 0         | 0        | 0        | 0        | 0        | 0        | 0        | 9-1      | 1-0          | 0          | 0.78     | 38          |          |
| Feb 14        | at Louisiana Tech       | *  | 5.0      | 3           | 1         | 1        | 1        | 7         | 0         | 0        | 1        | 0        | 0        | 0        | 0        | 9-1      | 2-0          | 0          | 1.00     | 65          |          |
| Feb 16        | vs Louisiana Monroe     | *  | 5.0      | 0           | 0         | 0        | 2        | 11        | 0         | 0        | 0        | 1        | 0        | 0        | 0        | 10-0     | 3-0          | 0          | 0.74     | 71          |          |
| Feb 20        | vs Cal State Fullerton* |    | 5.0      | 1           | 0         | 0        | 2        | 8         | 0         | 1        | 0        | 1        | 0        | 0        | 0        | 10-0     | 4-0          | 0          | 0.58     | 60          |          |
| Feb 22        | vs Baylor               | *  | 4.0      | 0           | 0         | 0        | 0        | 6         | 0         | 0        | 0        | 0        | 0        | 1        | 0        | 8-0      | 5-0          | 0          | 0.50     | 55          |          |
| Feb 28        | IOWA                    | *  | 5.0      | 1           | 0         | 0        | 1        | 6         | 0         | 0        | 0        | 0        | 1        | 0        | 0        | 9-0      | 6-0          | 0          | 0.42     | 74          |          |
| Mar 07        | at Ole Miss             | *  | 5.0      | 6           | 5         | 3        | 1        | 5         | 0         | 0        | 1        | 1        | 0        | 2        | 0        | 1-9      | 6-1          | 0          | 0.92     | 108         |          |
| <b>Totals</b> |                         |    | <b>8</b> | <b>38.0</b> | <b>15</b> | <b>8</b> | <b>5</b> | <b>13</b> | <b>52</b> | <b>1</b> | <b>1</b> | <b>2</b> | <b>4</b> | <b>0</b> | <b>4</b> | <b>0</b> | <b>59-12</b> | <b>6-1</b> | <b>0</b> | <b>0.92</b> | <b>-</b> |

## SEASON HIGHS

| Category       | No. | Opponent (Last) | Date    |
|----------------|-----|-----------------|---------|
| Innings        | 6.0 | Texas State     | 2/6/25  |
| Longest Start  | 6.0 | Texas State     | 2/6/25  |
| Shortest Start | 6.0 | Texas State     | 2/6/25  |
| Longest Relief | -   | -               | -       |
| Hits           | 3   | 2x (LA Tech)    | 2/14/25 |
| Runs           | 1   | 3x (LA Tech)    | 2/14/25 |
| Earned Runs    | 1   | 2x (LA Tech)    | 2/14/25 |
| Walks          | 3   | Texas State     | 2/6/25  |
| Strikeouts     | 11  | ULM             | 2/16/25 |
| Pitches        | 105 | Texas State     | 2/6/25  |

## CAREER HIGHS

| Category       | No. | Opponent (Last) | Date    |
|----------------|-----|-----------------|---------|
| Innings        | 7.1 | Penn State      | 2/10/24 |
| Longest Start  | 7.1 | Penn State      | 2/10/24 |
| Shortest Start | 0.2 | Auburn          | 3/17/24 |
| Longest Relief | 6.1 | 2x (SEMO)       | 3/3/24  |
| Hits           | 5   | Penn State      | 2/10/24 |
| Runs           | 5   | 2x (Missouri)   | 4/6/24  |
| Earned Runs    | 5   | Florida         | 3/25/23 |
| Walks          | 5   | 2x (FAU)        | 3/1/24  |
| Strikeouts     | 14  | Drake           | 2/24/23 |
| Pitches        | 113 | FAU             | 3/1/24  |

## PLAYER PROFILE

- » Is one of just seven returning pitchers nationally who ranked in the Top 25 in ERA and Top 40 in shutouts during the 2024 season, joining Nijaree Canady (Texas Tech), Maddia Groff (Omaha), Karlyn Pickens (Tennessee), Kasey Ricard (Boston), Alivia Wilken (North Alabama) and Isabella Smith (Oklahoma).
- » Her eight 10+ strikeout games are the third-most in program history trailing only Katy Henry (2005-08, 14) and Mary Haff (2018-22, 16).
- » Threw her first career perfect game and the second 7-inning perfect game in program history while striking out 11 in a 7-0 win over Illinois State on Feb. 24, 2024.
- » Ranked ninth nationally and second among all SEC pitchers in hits allowed per seven innings (4.13) in 2024.
- » Was part of the Razorbacks' No. 1 recruiting class in 2022, alongside current teammates Rylee Cloud, Reagan Johnson and Atalyia Rijo.
- » Helped lead Sickles High School to a No. 1 national ranking during the 2021 season garnering four wins in the circle during a 6-0 start.
- » Majoring in Public Health



# PAYTON BURNHAM

RHP • R/R • 5-8 • Freshman  
Eugene, Ore. • Sheldon HS

# 12

## CAREER STATS

| Year         | Avg.        | GP-GS       | AB       | R        | H        | 2B       | 3B       | HR       | RBI      | TB       | SLG%        | BB       | HBP      | SO       | GDP      | OBP         | SF       | SH       | SB-ATT     | PO       | A        | E        | FLD%        |
|--------------|-------------|-------------|----------|----------|----------|----------|----------|----------|----------|----------|-------------|----------|----------|----------|----------|-------------|----------|----------|------------|----------|----------|----------|-------------|
| 2025         | .000        | 12-5        | 6        | 0        | 0        | 0        | 0        | 0        | 1        | 0        | .000        | 0        | 0        | 1        | 1        | .000        | 1        | 0        | 0-0        | 0        | 2        | 1        | .667        |
| <b>TOTAL</b> | <b>.000</b> | <b>12-5</b> | <b>6</b> | <b>0</b> | <b>0</b> | <b>0</b> | <b>0</b> | <b>0</b> | <b>1</b> | <b>0</b> | <b>.000</b> | <b>0</b> | <b>0</b> | <b>1</b> | <b>1</b> | <b>.000</b> | <b>1</b> | <b>0</b> | <b>0-0</b> | <b>0</b> | <b>2</b> | <b>1</b> | <b>.667</b> |

| Year         | ERA         | W-L        | APP      | GS       | CG       | SHO        | SV       | IP          | H         | R        | ER       | BB       | SO        | 2B       | 3B       | HR       | BF         | B.AVG       | WP       | HBP      | BK       | SF       | SH       |
|--------------|-------------|------------|----------|----------|----------|------------|----------|-------------|-----------|----------|----------|----------|-----------|----------|----------|----------|------------|-------------|----------|----------|----------|----------|----------|
| 2025         | 1.67        | 5-1        | 8        | 5        | 2        | 1/0        | 1        | 29.1        | 15        | 7        | 7        | 7        | 32        | 0        | 0        | 1        | 116        | .147        | 1        | 5        | 0        | 0        | 2        |
| <b>TOTAL</b> | <b>1.67</b> | <b>5-1</b> | <b>8</b> | <b>5</b> | <b>2</b> | <b>1/0</b> | <b>1</b> | <b>29.1</b> | <b>15</b> | <b>7</b> | <b>7</b> | <b>7</b> | <b>32</b> | <b>0</b> | <b>0</b> | <b>1</b> | <b>116</b> | <b>.147</b> | <b>1</b> | <b>5</b> | <b>0</b> | <b>0</b> | <b>2</b> |

## SEASON HIGHS (PITCHING)

| Category       | No. | Opponent (Last) | Date    |
|----------------|-----|-----------------|---------|
| Innings        | 6.1 | Bradley         | 2/7/25  |
| Longest Start  | 6.1 | Bradley         | 2/7/25  |
| Shortest Start | 6.1 | Bradley         | 2/7/25  |
| Longest Relief | 2.0 | 2x (Illinois)   | 2/28/25 |
| Hits           | 4   | UCLA            | 2/22/25 |
| Runs           | 4   | UCLA            | 2/22/25 |
| Earned Runs    | 4   | UCLA            | 2/22/25 |
| Walks          | 3   | ULM             | 2/14/25 |
| Strikeouts     | 8   | Bradley         | 2/7/25  |
| Pitches        | 94  | Bradley         | 2/7/25  |

## CAREER HIGHS (PITCHING)

| Category       | No. | Opponent (Last) | Date    |
|----------------|-----|-----------------|---------|
| Innings        | 6.1 | Bradley         | 2/7/25  |
| Longest Start  | 6.1 | Bradley         | 2/7/25  |
| Shortest Start | 6.1 | Bradley         | 2/7/25  |
| Longest Relief | 2.0 | 2x (Illinois)   | 2/28/25 |
| Hits           | 4   | UCLA            | 2/22/25 |
| Runs           | 4   | UCLA            | 2/22/25 |
| Earned Runs    | 4   | UCLA            | 2/22/25 |
| Walks          | 3   | ULM             | 2/14/25 |
| Strikeouts     | 8   | Bradley         | 2/7/25  |
| Pitches        | 94  | Bradley         | 2/7/25  |

## SEASON HIGHS (HITTING)

| Category  | No. | Opponent (Last) | Date   |
|-----------|-----|-----------------|--------|
| Hits      | -   | -               | -      |
| Doubles   | -   | -               | -      |
| Triples   | -   | -               | -      |
| Home Runs | -   | -               | -      |
| RBI       | 1   | Bradley         | 2/7/25 |
| Runs      | -   | -               | -      |
| Walks     | -   | -               | -      |
| ABs       | 1   | Lipscomb        | 2/7/25 |

## CAREER HIGHS (HITTING)

| Category  | No. | Opponent (Last) | Date   |
|-----------|-----|-----------------|--------|
| Hits      | -   | -               | -      |
| Doubles   | -   | -               | -      |
| Triples   | -   | -               | -      |
| Home Runs | -   | -               | -      |
| RBI       | 1   | Bradley         | 2/7/25 |
| Runs      | -   | -               | -      |
| Walks     | -   | -               | -      |
| ABs       | 1   | Lipscomb        | 2/7/25 |

## CAREER HONORS | PLAYER PROFILE

- » D1 Softball D100 Freshman (2025)
- » Softball America Freshman Watch List (2025)
- » MaxPreps All-American (2024)
- » Oregon Gatorade Player of the Year (2023)
- » Led Shelton HS to 6A Oregon State title (2023,2024)
- » Oregon 6A Pitcher of the Year (2023, 2024)
- » Struck out 10 while spinning a no-hitter in the 2024 Oregon 6A State Championship.
- » Trains horses and dogs in her free time.
- » Majoring in Recreation and Sports Management

## GAME-BY-GAME

| Date          | Opponent            | Pos        | AB       | R        | H        | RBI      | 2B       | 3B       | HR       | BB       | SB       | CS       | HBP      | SAC      | SF       | GDP      | K        | PO       | A        | E        | AVG      |              |
|---------------|---------------------|------------|----------|----------|----------|----------|----------|----------|----------|----------|----------|----------|----------|----------|----------|----------|----------|----------|----------|----------|----------|--------------|
| Feb 07        | vs Lipscomb         | ph         | 1        | 0        | 0        | 0        | 0        | 0        | 0        | 0        | 0        | 0        | 0        | 0        | 0        | 0        | 0        | 0        | 0        | 0        | 0        | .000         |
| Feb 07        | vs Bradley          | *p/ph      | 0        | 0        | 0        | 1        | 0        | 0        | 0        | 0        | 0        | 0        | 0        | 0        | 0        | 1        | 0        | 0        | 0        | 0        | 0        | .000         |
| Feb 14        | vs Louisiana Monroe | *p         | 2        | 0        | 0        | 0        | 0        | 0        | 0        | 0        | 0        | 0        | 0        | 0        | 0        | 0        | 1        | 0        | 0        | 0        | 0        | .000         |
| Feb 16        | vs Louisiana Monroe | ph         | 1        | 0        | 0        | 0        | 0        | 0        | 0        | 0        | 0        | 0        | 0        | 0        | 0        | 0        | 0        | 0        | 0        | 0        | 0        | .000         |
| Feb 22        | vs Baylor           | ph         | 1        | 0        | 0        | 0        | 0        | 0        | 0        | 0        | 0        | 0        | 0        | 0        | 0        | 0        | 0        | 0        | 0        | 0        | 0        | .000         |
| Mar 01        | IOWA                | ph         | 1        | 0        | 0        | 0        | 0        | 0        | 0        | 0        | 0        | 0        | 0        | 0        | 0        | 0        | 0        | 1        | 0        | 0        | 0        | .000         |
| <b>Totals</b> |                     | <b>4gs</b> | <b>6</b> | <b>0</b> | <b>0</b> | <b>1</b> | <b>0</b> | <b>0</b> | <b>0</b> | <b>0</b> | <b>0</b> | <b>0</b> | <b>0</b> | <b>0</b> | <b>0</b> | <b>1</b> | <b>1</b> | <b>1</b> | <b>0</b> | <b>4</b> | <b>1</b> | <b>1.000</b> |

| Date          | Opponent              | GS | IP       | H           | R         | ER       | BB       | SO       | 2B        | 3B       | HR       | WP       | BK       | HBP      | IBB      | Score        | W-L        | Sv       | ERA         | NP       |
|---------------|-----------------------|----|----------|-------------|-----------|----------|----------|----------|-----------|----------|----------|----------|----------|----------|----------|--------------|------------|----------|-------------|----------|
| Feb 07        | vs Bradley            | *  | 6.1      | 3           | 1         | 1        | 1        | 8        | 0         | 0        | 0        | 1        | 0        | 1        | 0        | 3-1          | 1-0        | 0        | 1.11        | 94       |
| Feb 08        | vs San Diego          |    | 2.0      | 0           | 0         | 0        | 0        | 2        | 0         | 0        | 0        | 0        | 0        | 0        | 0        | 2-1          | 2-0        | 0        | 0.84        | 25       |
| Feb 14        | vs Louisiana Monroe * |    | 4.0      | 2           | 1         | 1        | 3        | 4        | 0         | 0        | 0        | 0        | 1        | 0        | 11-2     | 3-0          | 0          | 1.14     | 61          |          |
| Feb 16        | vs Southern Miss      |    | 1.1      | 0           | 0         | 0        | 1        | 3        | 0         | 0        | 0        | 0        | 0        | 0        | 12-3     | 3-0          | 0          | 1.02     | 20          |          |
| Feb 20        | vs Rutgers            | *  | 5.0      | 2           | 0         | 0        | 0        | 5        | 0         | 0        | 0        | 0        | 1        | 0        | 10-0     | 4-0          | 0          | 0.75     | 61          |          |
| Feb 22        | vs UCLA               | *  | 2.2      | 4           | 4         | 4        | 0        | 2        | 0         | 0        | 1        | 0        | 2        | 0        | 1-9      | 4-1          | 0          | 1.97     | 44          |          |
| Feb 28        | ILLINOIS              |    | 2.0      | 0           | 0         | 0        | 0        | 4        | 0         | 0        | 0        | 0        | 0        | 0        | 12-4     | 4-1          | 1          | 1.80     | 22          |          |
| Mar 01        | ILLINOIS              | *  | 6.0      | 4           | 1         | 1        | 2        | 4        | 0         | 0        | 0        | 0        | 0        | 0        | 10-1     | 5-1          | 0          | 1.67     | 71          |          |
| <b>Totals</b> |                       |    | <b>5</b> | <b>29.1</b> | <b>15</b> | <b>7</b> | <b>7</b> | <b>7</b> | <b>32</b> | <b>0</b> | <b>0</b> | <b>1</b> | <b>1</b> | <b>0</b> | <b>5</b> | <b>61-21</b> | <b>5-1</b> | <b>1</b> | <b>1.67</b> | <b>-</b> |



# KASEY WOOD

UTL • R/R • 5-8 • Sophomore  
Bentonville, Ark. • Bentonville HS

# 13

## CAREER STATS

| Year         | Avg.        | GP-GS       | AB       | R        | H        | 2B       | 3B       | HR       | RBI      | TB       | SLG%        | BB       | HBP      | SO       | GDP      | OBP         | SF       | SH       | SB-ATT     | PO       | A        | E        | FLD%         |
|--------------|-------------|-------------|----------|----------|----------|----------|----------|----------|----------|----------|-------------|----------|----------|----------|----------|-------------|----------|----------|------------|----------|----------|----------|--------------|
| 2024         | .000        | 2-0         | 0        | 0        | 0        | 0        | 0        | 0        | 0        | 0        | .000        | 0        | 0        | 0        | 0        | .000        | 0        | 0        | 0-0        | 0        | 0        | 0        | .000         |
| 2025         | .000        | 13-0        | 1        | 5        | 0        | 0        | 0        | 0        | 0        | 0        | .000        | 1        | 0        | 1        | 0        | .500        | 0        | 0        | 0-0        | 0        | 2        | 0        | 1.000        |
| <b>TOTAL</b> | <b>.000</b> | <b>15-0</b> | <b>1</b> | <b>5</b> | <b>0</b> | <b>0</b> | <b>0</b> | <b>0</b> | <b>0</b> | <b>0</b> | <b>.000</b> | <b>1</b> | <b>0</b> | <b>1</b> | <b>0</b> | <b>.500</b> | <b>0</b> | <b>0</b> | <b>0-0</b> | <b>0</b> | <b>2</b> | <b>0</b> | <b>1.000</b> |

## SEASON HIGHS

| Category  | No. | Opponent (Last) | Date    |
|-----------|-----|-----------------|---------|
| Hits      | -   | -               | -       |
| Doubles   | -   | -               | -       |
| Triples   | -   | -               | -       |
| Home Runs | -   | -               | -       |
| RBI       | -   | -               | -       |
| Runs      | 1   | 6x (Iowa)       | 2/28/25 |
| Walks     | 1   | Lipscomb        | 2/7/25  |
| ABs       | 1   | Lipscomb        | 2/7/25  |

## CAREER HIGHS

| Category  | No. | Opponent (Last) | Date    |
|-----------|-----|-----------------|---------|
| Hits      | -   | -               | -       |
| Doubles   | -   | -               | -       |
| Triples   | -   | -               | -       |
| Home Runs | -   | -               | -       |
| RBI       | -   | -               | -       |
| Runs      | 1   | 6x (Iowa)       | 2/28/25 |
| Walks     | 1   | Lipscomb        | 2/7/25  |
| ABs       | 1   | Lipscomb        | 2/7/25  |

## PLAYER PROFILE

- » Appeared twice as a pinch runner in 2024 while also making two appearances in the circle, totaling 1.2 scoreless innings and no earned runs.
- » Prepped as a two-way star at Bentonville High School in Bentonville, Ark., leading the Tigers to back-to-back Arkansas 6A State Championships in 2021 and 2022.
- » Ranked No. 36 in Extra Inning Softball's 2023 Extra Elite 100
- » Hit .466 with four home runs, 22 RBI and 39 runs scored as a junior while racking up a .581 on-base percentage and .849 slugging percentage.
- » Compiled 13 wins and 90 strikeouts in the circle and slashing .324/.419/.477 with KC Peppers 18U-Wallace and tabbed to the Extra Inning Softball 2021 "All Summer Team" for the 18U level
- » Majoring in Recreation and Sport Management

## CAREER HONORS

- » First-Year SEC Academic Honor Roll (2024)
- » NWA Arkansas Democrat-Gazette Player of the Year (2023, 2024)
- » No. 36 in Extra Inning Softball's 2023 Extra Elite 100

## GAME-BY-GAME

| Date          | Opponent       | Pos        | AB       | R        | H        | RBI      | 2B       | 3B       | HR       | BB       | SB       | CS       | HBP      | SAC      | SF       | GDP      | K        | PO       | A        | E        | AVG      |              |
|---------------|----------------|------------|----------|----------|----------|----------|----------|----------|----------|----------|----------|----------|----------|----------|----------|----------|----------|----------|----------|----------|----------|--------------|
| Feb 06        | at Texas State | pr         | 0        | 0        | 0        | 0        | 0        | 0        | 0        | 0        | 0        | 0        | 0        | 0        | 0        | 0        | 0        | 0        | 0        | 0        | 0        | .000         |
| Feb 07        | vs Lipscomb    | ph/3b      | 1        | 0        | 0        | 0        | 0        | 0        | 0        | 1        | 0        | 0        | 0        | 0        | 0        | 0        | 0        | 1        | 0        | 2        | 0        | .000         |
| <b>Totals</b> |                | <b>Ogs</b> | <b>1</b> | <b>0</b> | <b>0</b> | <b>0</b> | <b>0</b> | <b>0</b> | <b>0</b> | <b>1</b> | <b>0</b> | <b>0</b> | <b>0</b> | <b>0</b> | <b>0</b> | <b>0</b> | <b>0</b> | <b>1</b> | <b>0</b> | <b>2</b> | <b>0</b> | <b>0.000</b> |





# KARLIE DAVISON

INF • R/R • 5-8 • Junior  
Torrance, Calif. • Utah/ Chadwick HS

# 14

## CAREER STATS

| Year         | Avg.        | GP-GS          | AB         | R         | H         | 2B        | 3B       | HR        | RBI       | TB         | SLG%        | BB        | HBP      | SO        | GDP      | OBP         | SF       | SH       | SB-ATT       | PO        | A          | E         | FLD%        |
|--------------|-------------|----------------|------------|-----------|-----------|-----------|----------|-----------|-----------|------------|-------------|-----------|----------|-----------|----------|-------------|----------|----------|--------------|-----------|------------|-----------|-------------|
| 2023         | .203        | 56-56          | 133        | 25        | 27        | 3         | 0        | 11        | 32        | 63         | .474        | 13        | 1        | 26        | 2        | .275        | 2        | 4        | 2-3          | 51        | 87         | 13        | .914        |
| 2024         | .294        | 40-31          | 85         | 16        | 25        | 5         | 0        | 3         | 12        | 39         | .459        | 11        | 2        | 20        | 0        | .384        | 1        | 2        | 5-6          | 19        | 42         | 6         | .910        |
| 2025         | .286        | 21-21          | 42         | 15        | 12        | 5         | 1        | 0         | 9         | 19         | .452        | 6         | 4        | 4         | 0        | .415        | 1        | 0        | 5-5          | 21        | 29         | 1         | .980        |
| <b>TOTAL</b> | <b>.246</b> | <b>117-108</b> | <b>260</b> | <b>56</b> | <b>64</b> | <b>13</b> | <b>1</b> | <b>14</b> | <b>53</b> | <b>121</b> | <b>.465</b> | <b>30</b> | <b>7</b> | <b>50</b> | <b>2</b> | <b>.336</b> | <b>3</b> | <b>6</b> | <b>12-14</b> | <b>91</b> | <b>158</b> | <b>20</b> | <b>.926</b> |

## SEASON HIGHS

## CAREER HONORS

- » Pac-12 Freshman of the Week (May 8, 2023)
- » Pac-12 Player of the Week (May 8, 2023)
- » NFCA Scholar Athlete (2023)

## GAME-BY-GAME

| Date          | Opponent               | Pos         | AB        | R         | H         | RBI      | 2B       | 3B       | HR       | BB       | SB       | CS       | HBP      | SAC      | SF       | GDP      | K        | PO        | A         | E        | AVG         |      |
|---------------|------------------------|-------------|-----------|-----------|-----------|----------|----------|----------|----------|----------|----------|----------|----------|----------|----------|----------|----------|-----------|-----------|----------|-------------|------|
| Feb 06        | at Texas State         | *2b         | 2         | 0         | 0         | 0        | 0        | 0        | 0        | 0        | 0        | 0        | 0        | 0        | 0        | 0        | 1        | 3         | 2         | 1        | .000        |      |
| Feb 07        | vs Lipscomb            | *2b         | 2         | 3         | 1         | 0        | 0        | 0        | 0        | 2        | 1        | 0        | 0        | 0        | 0        | 0        | 0        | 1         | 2         | 0        | .250        |      |
| Feb 07        | vs Bradley             | *2b         | 2         | 0         | 0         | 0        | 0        | 0        | 0        | 0        | 0        | 0        | 0        | 0        | 0        | 0        | 0        | 0         | 2         | 1        | 0           | .167 |
| Feb 08        | vs Bradley             | *2b         | 3         | 0         | 1         | 1        | 1        | 0        | 0        | 0        | 1        | 0        | 0        | 0        | 0        | 0        | 0        | 0         | 2         | 1        | 0           | .222 |
| Feb 14        | vs Louisiana Monroe    | *2b/ph      | 0         | 1         | 0         | 0        | 0        | 0        | 0        | 0        | 0        | 0        | 1        | 0        | 0        | 0        | 0        | 0         | 2         | 1        | 0           | .222 |
| Feb 14        | at Louisiana Tech      | *dh/2b      | 3         | 0         | 0         | 0        | 0        | 0        | 0        | 0        | 0        | 0        | 0        | 0        | 0        | 0        | 0        | 0         | 0         | 1        | 0           | .167 |
| Feb 15        | vs Southern Miss       | *dh/2b      | 1         | 0         | 0         | 0        | 0        | 0        | 0        | 0        | 0        | 0        | 1        | 0        | 0        | 0        | 1        | 0         | 1         | 0        | 1           | .154 |
| Feb 16        | vs Southern Miss       | *2b         | 2         | 2         | 2         | 1        | 1        | 0        | 0        | 1        | 1        | 0        | 0        | 0        | 0        | 0        | 0        | 0         | 0         | 1        | 0           | .267 |
| Feb 16        | vs Louisiana Monroe    | *2b         | 2         | 1         | 0         | 0        | 0        | 0        | 0        | 0        | 0        | 0        | 1        | 0        | 0        | 0        | 0        | 0         | 1         | 1        | 0           | .235 |
| Feb 20        | vs Rutgers             | *dh/2b      | 2         | 1         | 0         | 1        | 0        | 0        | 0        | 1        | 0        | 0        | 0        | 0        | 0        | 0        | 0        | 0         | 0         | 3        | 0           | .211 |
| Feb 20        | vs Cal State Fullerton | *2b         | 1         | 1         | 0         | 2        | 0        | 0        | 0        | 1        | 0        | 0        | 0        | 0        | 1        | 0        | 0        | 0         | 1         | 2        | 0           | .200 |
| Feb 21        | vs Loyola Marymount    | *2b         | 3         | 1         | 2         | 0        | 0        | 0        | 0        | 0        | 0        | 0        | 0        | 0        | 0        | 0        | 0        | 0         | 1         | 0        | 0           | .261 |
| Feb 22        | vs Baylor              | *2b         | 2         | 1         | 0         | 0        | 0        | 0        | 0        | 0        | 1        | 0        | 0        | 0        | 0        | 0        | 0        | 0         | 1         | 1        | 0           | .240 |
| Feb 22        | vs UCLA                | *2b         | 2         | 0         | 0         | 0        | 0        | 0        | 0        | 0        | 0        | 0        | 0        | 0        | 0        | 0        | 0        | 0         | 2         | 0        | 0           | .222 |
| Feb 28        | IOWA                   | *2b         | 2         | 0         | 0         | 0        | 0        | 0        | 0        | 0        | 0        | 0        | 0        | 0        | 0        | 0        | 0        | 1         | 0         | 0        | 0           | .207 |
| Feb 28        | ILLINOIS               | *2b         | 3         | 1         | 2         | 1        | 0        | 1        | 0        | 0        | 0        | 0        | 0        | 0        | 0        | 0        | 0        | 0         | 1         | 0        | 0           | .250 |
| Mar 01        | IOWA                   | *2b         | 2         | 1         | 2         | 2        | 1        | 0        | 0        | 0        | 0        | 0        | 0        | 0        | 0        | 0        | 0        | 0         | 3         | 5        | 0           | .294 |
| Mar 01        | ILLINOIS               | *2b         | 3         | 1         | 1         | 1        | 1        | 0        | 0        | 1        | 1        | 0        | 0        | 0        | 0        | 0        | 0        | 0         | 0         | 4        | 0           | .297 |
| Mar 02        | MISSOURI STATE         | *2b         | 3         | 1         | 1         | 0        | 1        | 0        | 0        | 0        | 0        | 0        | 0        | 0        | 0        | 0        | 0        | 0         | 0         | 1        | 0           | .300 |
| Mar 07        | at Ole Miss            | *2b         | 2         | 0         | 0         | 0        | 0        | 0        | 0        | 0        | 0        | 0        | 1        | 0        | 0        | 0        | 0        | 1         | 1         | 0        | 0           | .286 |
| <b>Totals</b> |                        | <b>2lgs</b> | <b>42</b> | <b>15</b> | <b>12</b> | <b>9</b> | <b>5</b> | <b>1</b> | <b>0</b> | <b>6</b> | <b>5</b> | <b>0</b> | <b>4</b> | <b>0</b> | <b>1</b> | <b>0</b> | <b>4</b> | <b>21</b> | <b>29</b> | <b>1</b> | <b>.286</b> |      |

## PLAYER PROFILE

- » Transferred to Arkansas from Utah where she spent the 2023-24 seasons. Davison was coached by DJ Gasso at Utah in 2023 and was a teammate of current Arkansas graduate assistant Mariah Lopez in 2023 and 2024.
- » Logged an appearance in 40 games to go with 31 starts while posting a .294 average with five doubles, three homers, 12 RBIs, 15 runs scored, five stolen bases and 11 walks as a sophomore at Utah in 2023.
- » As a freshman she belted a team-high 11 home runs while starting all 56 games and helping lead Utah to a Women's College World Series appearance.
- » Majoring in business analytics and communication.
- » Was a Top 50 recruit in the 2022 class and four-year starter and three-time team captain at Chadwick High School.
- » Played travel ball for OC Batbusters 18U-Stith.
- » Father Scott Davison pitched in the MLB with the Seattle Mariners from 1995-1996. Both her grandfathers Ralph Davison (SD Padres) and Dave Mardsen (LA Angels) were drafted and played in the minor leagues.
- » Majoring in Organizational Management & Leadership



# RAMSEY WALKER

OF • R/R • 5-7 • Freshman  
Shreveport, La. • Calvary Baptist Academy

# 16

## CAREER STATS

| Year         | Avg.        | GP-GS       | AB       | R        | H        | 2B       | 3B       | HR       | RBI      | TB       | SLG%        | BB       | HBP      | SO       | GDP      | OBP         | SF       | SH       | SB-ATT     | PO       | A        | E        | FLD%         |
|--------------|-------------|-------------|----------|----------|----------|----------|----------|----------|----------|----------|-------------|----------|----------|----------|----------|-------------|----------|----------|------------|----------|----------|----------|--------------|
| 2025         | .000        | 15-1        | 4        | 4        | 0        | 0        | 0        | 0        | 1        | 0        | .000        | 1        | 0        | 2        | 0        | .333        | 1        | 0        | 0-0        | 1        | 0        | 0        | 1.000        |
| <b>TOTAL</b> | <b>.000</b> | <b>15-1</b> | <b>4</b> | <b>4</b> | <b>0</b> | <b>0</b> | <b>0</b> | <b>0</b> | <b>1</b> | <b>0</b> | <b>.000</b> | <b>1</b> | <b>0</b> | <b>2</b> | <b>0</b> | <b>.333</b> | <b>1</b> | <b>0</b> | <b>0-0</b> | <b>1</b> | <b>0</b> | <b>0</b> | <b>1.000</b> |

## SEASON HIGHS

| Category  | No. | Opponent (Last) | Date    |
|-----------|-----|-----------------|---------|
| Hits      | -   | -               | -       |
| Doubles   | -   | -               | -       |
| Triples   | -   | -               | -       |
| Home Runs | -   | -               | -       |
| RBI       | -   | -               | -       |
| Runs      | 1   | Illinois        | 2/28/25 |
| Walks     | -   | -               | -       |
| ABs       | 2   | Southern Miss   | 2/15/25 |

## CAREER HIGHS

| Category  | No. | Opponent (Last) | Date    |
|-----------|-----|-----------------|---------|
| Hits      | -   | -               | -       |
| Doubles   | -   | -               | -       |
| Triples   | -   | -               | -       |
| Home Runs | -   | -               | -       |
| RBI       | -   | -               | -       |
| Runs      | 1   | Illinois        | 2/28/25 |
| Walks     | -   | -               | -       |
| ABs       | 2   | Southern Miss   | 2/15/25 |

## PLAYER PROFILE

- » Prepped at Calvary Baptist Academy in Shreveport, La. where she helped lead the Lady Cavs' to four-straight 2A State Championships.
- » Named a MaxPreps All-American after batting .575 with 23 home runs, 68 RBI and 41 extra-base hits as a senior. Her 23 home runs led the state of Louisiana and ranked fifth nationally.
- » Registered a .500 batting average and .574 on-base percentage with 21 home runs, 55 RBI, 17 doubles and two triples as a junior in 2023.
- » Named a Top 100 Freshman by D1 Softball and appeared on the Softball America Freshman Watch List ahead of the 2025 Season.
- » Registered a .500 batting average and .574 on-base percentage with 21 home runs, 55 RBI, 17 doubles and two triples as a junior.
- » Goes by the nickname Rambo, which she acquired from her travel ball teammates and came from the popular action-movie series, starring Sylvester Stallone.
- » Father Clint Walker played baseball at Arkansas from 1994-1996.
- » Enjoys hunting in her free time.

## CAREER HONORS

- » D1 Softball D100 Freshman (2025)
- » Softball America Freshman Watch List (2025)
- » Max Preps All-American (2024)
- » Louisiana State Player of the Year (2022, 2024)
- » No. 16 Overall Player in Class of 2024 (Extra Inning Softball)

## GAME-BY-GAME

| Date          | Opponent         | Pos        | AB       | R        | H        | RBI      | 2B       | 3B       | HR       | BB       | SB       | CS       | HBP      | SAC      | SF       | GDP      | K        | PO       | A        | E        | AVG      |              |
|---------------|------------------|------------|----------|----------|----------|----------|----------|----------|----------|----------|----------|----------|----------|----------|----------|----------|----------|----------|----------|----------|----------|--------------|
| Feb 07        | vs Lipscomb      | ph/of      | 1        | 0        | 0        | 1        | 0        | 0        | 0        | 1        | 0        | 0        | 0        | 0        | 1        | 0        | 0        | 0        | 0        | 0        | 0        | .000         |
| Feb 15        | vs Southern Miss | *of        | 2        | 0        | 0        | 0        | 0        | 0        | 0        | 0        | 0        | 0        | 0        | 0        | 0        | 0        | 0        | 2        | 0        | 0        | 0        | .000         |
| Feb 16        | vs Southern Miss | ph/of      | 1        | 0        | 0        | 0        | 0        | 0        | 0        | 0        | 0        | 0        | 0        | 0        | 0        | 0        | 0        | 0        | 0        | 0        | 0        | .000         |
| <b>Totals</b> |                  | <b>1gs</b> | <b>4</b> | <b>1</b> | <b>0</b> | <b>1</b> | <b>0</b> | <b>0</b> | <b>0</b> | <b>1</b> | <b>0</b> | <b>0</b> | <b>0</b> | <b>0</b> | <b>1</b> | <b>0</b> | <b>2</b> | <b>0</b> | <b>0</b> | <b>0</b> | <b>0</b> | <b>0.000</b> |



# KENNEDY MILLER

C • R/R • 5-8 • Sophomore  
Georgetown, Texas • Georgetown HS

# 17

## CAREER STATS

| Year         | Avg.        | GP-GS        | AB         | R         | H         | 2B       | 3B       | HR        | RBI       | TB        | SLG%        | BB        | HBP       | SO        | GDP      | OBP         | SF       | SH       | SB-ATT      | PO        | A         | E        | FLD%        |
|--------------|-------------|--------------|------------|-----------|-----------|----------|----------|-----------|-----------|-----------|-------------|-----------|-----------|-----------|----------|-------------|----------|----------|-------------|-----------|-----------|----------|-------------|
| 2024         | .331        | 52-52        | 136        | 23        | 45        | 5        | 2        | 8         | 36        | 78        | .574        | 9         | 8         | 16        | 2        | .400        | 2        | 0        | 2-2         | 276       | 33        | 1        | .997        |
| 2025         | .250        | 18-18        | 40         | 10        | 10        | 2        | 0        | 2         | 11        | 18        | .450        | 8         | 3         | 4         | 0        | .404        | 1        | 0        | 1-1         | 73        | 9         | 1        | .988        |
| <b>TOTAL</b> | <b>.313</b> | <b>70-70</b> | <b>176</b> | <b>33</b> | <b>55</b> | <b>7</b> | <b>2</b> | <b>10</b> | <b>47</b> | <b>96</b> | <b>.545</b> | <b>17</b> | <b>11</b> | <b>20</b> | <b>2</b> | <b>.401</b> | <b>3</b> | <b>0</b> | <b>3-33</b> | <b>49</b> | <b>42</b> | <b>2</b> | <b>.995</b> |

## SEASON HIGHS

## CAREER HIGHS

## PLAYER PROFILE


- » Earned DI Softball and Softball America Freshman All-America honors after batting .331 with 45 hits, eight home runs, five doubles, two triples, nine walks 36 RBI and 23 runs scored in 2024. She finished second on the team in batting average and fourth in home runs.
- » Is the all-time career leader in fielding percentage in Arkansas Softball history with a .997 fielding percentage in 310 chances.
- » Threw out five would-be basestealers in 2024.
- » Her eight home runs in 2024 were the most by a Razorback freshman since Kacie Hoffman hit eight in 2022.
- » Second catcher in program history from Georgetown, Texas, joining Taylor Ellsworth (2022) who she wears No. 17 in honor of and helped connect Miller with Arkansas during her recruitment. When she was a kid she took catching lessons from Ellsworth.
- » Led Georgetown High School to a Texas 5A runner-up finish as a junior in 2022 after slashing .422/.517/.989 and recorded 12 home runs, 35 runs scored and 40 RBI.
- » Majoring in Finance Real Estate

## CAREER HONORS

- » DI Softball Freshman All-American (2024)
- » Softball America Freshman All-American (2024)
- » NFCA First-Team All-South Region (2024)
- » Top 25 Finalist, Schutt Sports/NFCA Division I National Freshman of the Year finalist (2024)
- » SEC Freshman of the Week (March 19, 2024)
- » First-Year SEC Academic Honor Roll (2024)
- » No. 57 on Extra Inning Softball's Extra Elite 100 (2022)

## GAME-BY-GAME

| Date          | Opponent               | Pos    | AB          | R         | H         | RBI       | 2B        | 3B       | HR       | BB       | SB       | CS       | HBP      | SAC      | SF       | GDP      | K        | PO       | A         | E        | AVG      |             |
|---------------|------------------------|--------|-------------|-----------|-----------|-----------|-----------|----------|----------|----------|----------|----------|----------|----------|----------|----------|----------|----------|-----------|----------|----------|-------------|
| Feb 06        | at Texas State         | *c     | 3           | 0         | 1         | 0         | 0         | 0        | 0        | 0        | 0        | 0        | 0        | 0        | 0        | 0        | 0        | 7        | 0         | 0        | .333     |             |
| Feb 07        | vs Lipscomb            | *dh    | 1           | 2         | 1         | 2         | 1         | 0        | 0        | 1        | 0        | 0        | 0        | 0        | 0        | 0        | 0        | 0        | 0         | 0        | .500     |             |
| Feb 07        | vs Bradley             | *c     | 3           | 0         | 1         | 1         | 0         | 0        | 0        | 0        | 0        | 0        | 0        | 0        | 0        | 0        | 0        | 0        | 9         | 0        | .429     |             |
| Feb 08        | vs Bradley             | *c     | 2           | 1         | 0         | 0         | 0         | 0        | 0        | 2        | 1        | 0        | 0        | 0        | 0        | 0        | 0        | 3        | 3         | 0        | .333     |             |
| Feb 08        | vs San Diego           | *dh    | 1           | 0         | 0         | 0         | 0         | 0        | 1        | 0        | 0        | 1        | 0        | 0        | 0        | 0        | 0        | 0        | 0         | 0        | .300     |             |
| Feb 14        | vs Louisiana Monroe    | *c     | 3           | 1         | 1         | 1         | 0         | 0        | 0        | 0        | 0        | 0        | 0        | 0        | 0        | 0        | 1        | 4        | 1         | 0        | .308     |             |
| Feb 14        | at Louisiana Tech      | *c     | 3           | 2         | 2         | 2         | 0         | 0        | 1        | 0        | 0        | 0        | 0        | 0        | 0        | 0        | 0        | 6        | 1         | 0        | .375     |             |
| Feb 20        | vs Rutgers             | *2b/dh | 2           | 0         | 0         | 0         | 0         | 0        | 1        | 0        | 0        | 0        | 0        | 0        | 0        | 0        | 1        | 0        | 0         | 0        | .333     |             |
| Feb 20        | vs Cal State Fullerton | *dh/c  | 1           | 2         | 0         | 0         | 0         | 0        | 1        | 0        | 0        | 1        | 0        | 0        | 0        | 0        | 0        | 0        | 6         | 0        | .316     |             |
| Feb 21        | vs Loyola Marymount    | *dh    | 3           | 1         | 1         | 1         | 0         | 0        | 1        | 0        | 0        | 0        | 0        | 0        | 0        | 0        | 1        | 0        | 0         | 0        | .318     |             |
| Feb 22        | vs Baylor              | *dh/c  | 1           | 0         | 0         | 1         | 0         | 0        | 1        | 0        | 0        | 0        | 0        | 0        | 0        | 0        | 0        | 6        | 0         | 0        | .304     |             |
| Feb 22        | vs UCLA                | *c     | 2           | 0         | 0         | 0         | 0         | 0        | 0        | 0        | 0        | 0        | 0        | 0        | 0        | 0        | 0        | 3        | 0         | 0        | .280     |             |
| Feb 28        | IOWA                   | *dh/c  | 3           | 0         | 0         | 0         | 0         | 0        | 0        | 0        | 0        | 0        | 0        | 0        | 0        | 0        | 0        | 5        | 1         | 0        | .250     |             |
| Feb 28        | ILLINOIS               | *dh/c  | 2           | 0         | 0         | 0         | 0         | 0        | 1        | 0        | 0        | 0        | 0        | 0        | 0        | 0        | 1        | 5        | 1         | 0        | .233     |             |
| Mar 01        | IOWA                   | *c     | 3           | 1         | 2         | 2         | 1         | 0        | 0        | 0        | 0        | 0        | 0        | 0        | 0        | 0        | 0        | 4        | 0         | 0        | .273     |             |
| Mar 01        | ILLINOIS               | *c     | 4           | 0         | 1         | 0         | 0         | 0        | 0        | 0        | 0        | 0        | 0        | 0        | 0        | 0        | 0        | 4        | 0         | 0        | .270     |             |
| Mar 02        | MISSOURI STATE         | *dh/c  | 2           | 0         | 0         | 0         | 0         | 0        | 0        | 0        | 0        | 0        | 0        | 0        | 0        | 0        | 0        | 6        | 1         | 0        | .256     |             |
| Mar 07        | at Ole Miss            | *c     | 1           | 0         | 0         | 1         | 0         | 0        | 0        | 0        | 0        | 0        | 1        | 0        | 1        | 0        | 0        | 4        | 1         | 1        | .250     |             |
| <b>Totals</b> |                        |        | <b>18gs</b> | <b>40</b> | <b>10</b> | <b>10</b> | <b>11</b> | <b>2</b> | <b>0</b> | <b>2</b> | <b>8</b> | <b>1</b> | <b>0</b> | <b>3</b> | <b>0</b> | <b>1</b> | <b>0</b> | <b>4</b> | <b>73</b> | <b>9</b> | <b>1</b> | <b>.250</b> |



# AVA CARTER

UTL • L/R • 5-6 • Freshman  
Paragould, Ark. • Greene County Tech HS

# 21

## CAREER STATS

| Year         | Avg.        | GP-GS      | AB        | R        | H        | 2B       | 3B       | HR       | RBI      | TB        | SLG%        | BB       | HBP      | SO       | GDP      | OBP         | SF       | SH       | SB-ATT     | PO       | A        | E        | FLD%         |
|--------------|-------------|------------|-----------|----------|----------|----------|----------|----------|----------|-----------|-------------|----------|----------|----------|----------|-------------|----------|----------|------------|----------|----------|----------|--------------|
| 2025         | .455        | 9-4        | 11        | 6        | 5        | 1        | 2        | 0        | 5        | 10        | .909        | 3        | 0        | 1        | 0        | .571        | 0        | 0        | 0-0        | 1        | 0        | 0        | 1.000        |
| <b>TOTAL</b> | <b>.455</b> | <b>9-4</b> | <b>11</b> | <b>6</b> | <b>5</b> | <b>1</b> | <b>2</b> | <b>0</b> | <b>5</b> | <b>10</b> | <b>.909</b> | <b>3</b> | <b>0</b> | <b>1</b> | <b>0</b> | <b>.571</b> | <b>0</b> | <b>0</b> | <b>0-0</b> | <b>1</b> | <b>0</b> | <b>0</b> | <b>1.000</b> |

## CAREER HONORS

- » Jonesboro Sun Player of the Year (2022, 2023)
- » Arkansas 5A All-State (2021, 2022, 2023)

## GAME-BY-GAME

| Date          | Opponent            | Pos        | AB        | R        | H        | RBI      | 2B       | 3B       | HR       | BB       | SB       | CS       | HBP      | SAC      | SF       | GDP      | K        | PO       | A        | E        | AVG      |              |
|---------------|---------------------|------------|-----------|----------|----------|----------|----------|----------|----------|----------|----------|----------|----------|----------|----------|----------|----------|----------|----------|----------|----------|--------------|
| Feb 07        | vs Lipscomb         | *of        | 2         | 2        | 2        | 3        | 1        | 1        | 0        | 1        | 0        | 0        | 0        | 0        | 0        | 0        | 0        | 0        | 0        | 0        | 0        | 1.000        |
| Feb 08        | vs Bradley          | ph         | 1         | 0        | 0        | 0        | 0        | 0        | 0        | 0        | 0        | 0        | 0        | 0        | 0        | 0        | 0        | 0        | 0        | 0        | 0        | .667         |
| Feb 08        | vs San Diego        | *of        | 2         | 0        | 1        | 0        | 0        | 0        | 0        | 0        | 0        | 0        | 0        | 0        | 0        | 0        | 0        | 0        | 1        | 0        | 0        | .600         |
| Feb 15        | vs Southern Miss    | ph/of      | 2         | 1        | 1        | 1        | 0        | 1        | 0        | 0        | 0        | 0        | 0        | 0        | 0        | 0        | 0        | 1        | 0        | 0        | 0        | .571         |
| Feb 16        | vs Southern Miss    | *dh/of     | 1         | 1        | 1        | 1        | 0        | 0        | 1        | 0        | 0        | 0        | 0        | 0        | 0        | 0        | 0        | 0        | 0        | 0        | 0        | .625         |
| Feb 16        | vs Louisiana Monroe | *dh/of     | 1         | 1        | 0        | 0        | 0        | 0        | 0        | 1        | 0        | 0        | 0        | 0        | 0        | 0        | 0        | 0        | 0        | 0        | 0        | .556         |
| Feb 20        | vs Rutgers          | pr         | 1         | 0        | 0        | 0        | 0        | 0        | 0        | 0        | 0        | 0        | 0        | 0        | 0        | 0        | 0        | 0        | 0        | 0        | 0        | .500         |
| Mar 01        | IOWA                | ph         | 1         | 0        | 0        | 0        | 0        | 0        | 0        | 0        | 0        | 0        | 0        | 0        | 0        | 0        | 0        | 0        | 0        | 0        | 0        | .455         |
| <b>Totals</b> |                     | <b>4gs</b> | <b>11</b> | <b>6</b> | <b>5</b> | <b>5</b> | <b>1</b> | <b>2</b> | <b>0</b> | <b>3</b> | <b>0</b> | <b>0</b> | <b>0</b> | <b>0</b> | <b>0</b> | <b>0</b> | <b>0</b> | <b>0</b> | <b>1</b> | <b>1</b> | <b>0</b> | <b>0.455</b> |

## SEASON HIGHS

| Category  | No. | Opponent (Last)    | Date    |
|-----------|-----|--------------------|---------|
| Hits      | 2   | Lipscomb           | 2/7/25  |
| Doubles   | 1   | Lipscomb           | 2/7/25  |
| Triples   | 2   | 2x (Southern Miss) | 2/16/25 |
| Home Runs | -   | Lipscomb           | 2/7/25  |
| RBI       | 3   | Lipscomb           | 2/7/25  |
| Runs      | 2   | Lipscomb           | 2/7/25  |
| Walks     | 1   | 3x (ULM)           | 2/16/25 |
| ABs       | 2   | 2x (San Diego)     | 2/7/25  |

## CAREER HIGHS

| Category  | No. | Opponent (Last)    | Date    |
|-----------|-----|--------------------|---------|
| Hits      | 2   | Lipscomb           | 2/7/25  |
| Doubles   | 1   | Lipscomb           | 2/7/25  |
| Triples   | 2   | 2x (Southern Miss) | 2/16/25 |
| Home Runs | -   | Lipscomb           | 2/7/25  |
| RBI       | 3   | Lipscomb           | 2/7/25  |
| Runs      | 2   | Lipscomb           | 2/7/25  |
| Walks     | 1   | 3x (ULM)           | 2/16/25 |
| ABs       | 2   | 2x (San Diego)     | 2/7/25  |

## PLAYER PROFILE

- » Arrives at Arkansas from Greene County Tech High School where she was a three-time all-state selection and two-time Jonesboro Sun Player of the Year.
- » Hit .562 with six home runs and 33 RBI while posting a .638 on-base percentage during her junior campaign
- » Batted .536 with a .643 on-base percentage and a slugging percentage of .821 while smacking two home runs in 2022. Also had 33 runs batted in and 25 stolen bases as a sophomore.
- » Led her high school to state runner-up finishes in 2022-23.
- » Also played basketball in high school, averaging 7.2 points per game, 3.4 rebounds per game and 2.0 steals per game as a senior.





# REAGAN JOHNSON

OF • L/R • 5-4 • Junior  
Karnes City, Tex. • Karnes City HS

# 23

## CAREER STATS

| Year         | Avg.        | GP-GS          | AB         | R          | H          | 2B        | 3B       | HR       | RBI       | TB         | SLG%        | BB        | HBP      | SO        | GDP      | OBP         | SF       | SH       | SB-ATT       | PO         | A        | E        | FLD%        |
|--------------|-------------|----------------|------------|------------|------------|-----------|----------|----------|-----------|------------|-------------|-----------|----------|-----------|----------|-------------|----------|----------|--------------|------------|----------|----------|-------------|
| 2023         | .378        | 59-59          | 209        | 47         | 79         | 3         | 4        | 0        | 20        | 90         | .431        | 14        | 0        | 41        | 0        | .415        | 1        | 1        | 18-18        | 86         | 4        | 3        | .968        |
| 2024         | .380        | 55-55          | 192        | 35         | 73         | 4         | 1        | 0        | 11        | 79         | .411        | 15        | 1        | 19        | 0        | .426        | 1        | 1        | 12-14        | 85         | 4        | 1        | .989        |
| 2025         | .377        | 21-21          | 69         | 23         | 26         | 3         | 2        | 0        | 3         | 33         | .478        | 9         | 1        | 5         | 0        | .450        | 1        | 1        | 13-14        | 19         | 0        | 0        | 1.000       |
| <b>TOTAL</b> | <b>.379</b> | <b>135-135</b> | <b>470</b> | <b>105</b> | <b>178</b> | <b>10</b> | <b>7</b> | <b>0</b> | <b>34</b> | <b>202</b> | <b>.430</b> | <b>38</b> | <b>2</b> | <b>65</b> | <b>0</b> | <b>.425</b> | <b>3</b> | <b>3</b> | <b>43-46</b> | <b>190</b> | <b>8</b> | <b>4</b> | <b>.980</b> |

## SEASON HIGHS

## CAREER HIGHS

## PLAYER PROFILE

- » All-time career leader in batting average at Arkansas with a .379 career average.
- » Only player in program history to register multiple 70+ hit seasons with 73 in 2024 and 79 in 2023.
- » One of six active DI players nationally to register 73+ hits in each of the last two seasons, D'Auna Jennings (Duke), Kendra Falby (Florida), Korbe Otis (Florida), Mia Scott (Texas) and Paige Rocha (SIU-Edwardsville).
- » Led the Razorbacks with 21 multi-hit games in 2024 while posting a .380 average with 73 hits, four doubles, a triple, 11 RBIm 35 runs scored and 79 total bases.
- » Went a perfect 109-109 on stolen base attempts in high school. As a junior at Falls City High School, she hit .606 with 42 RBIs, two home runs and 39 stolen bases while being named all-state and district defensive MVP.
- » Also participated in track in high school where she was one of the fastest athletes in the state of Texas. As a senior, she earned all-state recognition and was the 2022 Texas 2A State champion in the 300-meter hurdles, setting a new 2A record in 300-meter hurdles with a time of 43.70. She also was a two-time silver medalist in the 300m hurdles prior to her senior year

## CAREER HONORS

- » First-Team All-SEC (2024)
- » First-Team NFCA All-South Region (2024)
- » SEC Spring Academic Honor Roll (2024)
- » NFCA All-South Region First Team (2023)
- » TUCCI/NFCA National Freshman of the Year Top 10 Finalist (2023)
- » DI Softball Freshman All-American (2023)
- » All-SEC Second Team (2023)
- » SEC Freshman of the Week (April 25, 2023)

## GAME-BY-GAME

| Date          | Opponent               | Pos         | AB        | R         | H         | RBI      | 2B       | 3B       | HR       | BB       | SB        | CS       | HBP      | SAC      | SF       | GDP      | K        | PO        | A        | E        | AVG      |             |
|---------------|------------------------|-------------|-----------|-----------|-----------|----------|----------|----------|----------|----------|-----------|----------|----------|----------|----------|----------|----------|-----------|----------|----------|----------|-------------|
| Feb 06        | at Texas State         | *of         | 3         | 0         | 0         | 0        | 0        | 0        | 0        | 0        | 0         | 0        | 0        | 0        | 0        | 0        | 0        | 0         | 1        | 0        | 0        | .000        |
| Feb 07        | vs Lipscomb            | *of/pr      | 4         | 1         | 1         | 1        | 0        | 0        | 0        | 0        | 0         | 0        | 0        | 0        | 1        | 0        | 0        | 1         | 0        | 0        | 0        | .143        |
| Feb 07        | vs Bradley             | *of         | 2         | 1         | 1         | 0        | 0        | 0        | 0        | 1        | 2         | 0        | 0        | 0        | 0        | 0        | 0        | 0         | 0        | 0        | 0        | .222        |
| Feb 08        | vs Bradley             | *of         | 5         | 1         | 2         | 0        | 0        | 0        | 0        | 0        | 1         | 0        | 0        | 0        | 0        | 0        | 0        | 0         | 0        | 0        | 0        | .286        |
| Feb 08        | vs San Diego           | *of         | 4         | 0         | 0         | 0        | 0        | 0        | 0        | 0        | 0         | 0        | 0        | 0        | 0        | 0        | 0        | 0         | 1        | 0        | 0        | .222        |
| Feb 14        | vs Louisiana Monroe    | *of         | 5         | 2         | 2         | 0        | 0        | 1        | 0        | 0        | 1         | 0        | 0        | 0        | 0        | 0        | 0        | 0         | 1        | 0        | 0        | .261        |
| Feb 14        | at Louisiana Tech      | *of         | 4         | 0         | 1         | 0        | 0        | 0        | 0        | 0        | 0         | 0        | 0        | 0        | 0        | 0        | 0        | 0         | 3        | 0        | 0        | .259        |
| Feb 15        | vs Southern Miss       | *of         | 4         | 1         | 1         | 0        | 0        | 0        | 0        | 1        | 0         | 0        | 0        | 0        | 0        | 0        | 0        | 0         | 1        | 0        | 0        | .258        |
| Feb 16        | vs Southern Miss       | *of/pr      | 3         | 1         | 2         | 0        | 0        | 1        | 0        | 0        | 0         | 0        | 0        | 0        | 0        | 0        | 0        | 0         | 0        | 1        | 0        | .294        |
| Feb 16        | vs Louisiana Monroe    | *of         | 3         | 1         | 0         | 0        | 0        | 0        | 0        | 0        | 1         | 0        | 0        | 0        | 0        | 0        | 0        | 0         | 1        | 2        | 0        | .270        |
| Feb 20        | vs Rutgers             | *of         | 3         | 2         | 1         | 0        | 1        | 0        | 1        | 0        | 0         | 0        | 0        | 0        | 0        | 0        | 0        | 0         | 0        | 0        | 0        | .275        |
| Feb 20        | vs Cal State Fullerton | *of/pr      | 3         | 0         | 2         | 1        | 0        | 0        | 0        | 0        | 0         | 0        | 0        | 0        | 0        | 0        | 0        | 0         | 0        | 0        | 0        | .302        |
| Feb 21        | vs Loyola Marymount    | *of         | 4         | 2         | 2         | 1        | 1        | 0        | 0        | 1        | 0         | 0        | 0        | 0        | 0        | 0        | 0        | 1         | 1        | 0        | 0        | .319        |
| Feb 22        | vs Baylor              | *of         | 3         | 2         | 2         | 0        | 1        | 0        | 0        | 0        | 0         | 0        | 0        | 0        | 0        | 0        | 0        | 0         | 0        | 1        | 0        | .340        |
| Feb 22        | vs UCLA                | *of         | 3         | 0         | 2         | 0        | 0        | 0        | 0        | 0        | 0         | 0        | 0        | 0        | 0        | 0        | 0        | 1         | 3        | 0        | 0        | .358        |
| Feb 28        | IOWA                   | *of         | 2         | 3         | 1         | 0        | 0        | 0        | 0        | 2        | 2         | 0        | 0        | 0        | 0        | 0        | 0        | 0         | 1        | 0        | 0        | .364        |
| Feb 28        | ILLINOIS               | *of         | 3         | 2         | 1         | 0        | 0        | 0        | 0        | 1        | 1         | 0        | 0        | 0        | 0        | 0        | 0        | 0         | 0        | 0        | 0        | .362        |
| Mar 01        | IOWA                   | *of/ph      | 2         | 0         | 0         | 0        | 0        | 0        | 0        | 0        | 0         | 1        | 0        | 1        | 0        | 0        | 0        | 0         | 0        | 0        | 0        | .350        |
| Mar 01        | ILLINOIS               | *of         | 3         | 2         | 2         | 0        | 0        | 0        | 0        | 1        | 3         | 0        | 0        | 0        | 0        | 0        | 0        | 0         | 1        | 0        | 0        | .365        |
| Mar 02        | MISSOURI STATE         | *of         | 3         | 2         | 2         | 0        | 0        | 0        | 0        | 2        | 0         | 1        | 0        | 0        | 0        | 0        | 0        | 0         | 0        | 0        | 0        | .379        |
| Mar 07        | at Ole Miss            | *of         | 3         | 0         | 1         | 0        | 0        | 0        | 0        | 1        | 0         | 0        | 0        | 0        | 0        | 0        | 0        | 0         | 1        | 2        | 0        | .377        |
| <b>Totals</b> |                        | <b>21qs</b> | <b>69</b> | <b>23</b> | <b>26</b> | <b>3</b> | <b>3</b> | <b>2</b> | <b>0</b> | <b>9</b> | <b>13</b> | <b>1</b> | <b>1</b> | <b>1</b> | <b>1</b> | <b>0</b> | <b>5</b> | <b>19</b> | <b>0</b> | <b>0</b> | <b>0</b> | <b>.377</b> |



# CAM HARRISON

RHP/UTL • R/R • 5-7 • Freshman  
Katy, Texas • Katy HS

# 25

## CAREER STATS

| Year         | Avg.        | GP-GS       | AB       | R        | H        | 2B       | 3B       | HR       | RBI      | TB       | SLG%        | BB       | HBP      | SO       | GDP      | OBP         | SF       | SH       | SB-ATT     | PO       | A        | E        | FLD%         |
|--------------|-------------|-------------|----------|----------|----------|----------|----------|----------|----------|----------|-------------|----------|----------|----------|----------|-------------|----------|----------|------------|----------|----------|----------|--------------|
| 2025         | .429        | 10-4        | 7        | 0        | 3        | 3        | 0        | 0        | 2        | 6        | .857        | 1        | 0        | 0        | 0        | .500        | 0        | 0        | 0-0        | 1        | 5        | 0        | 1.000        |
| <b>TOTAL</b> | <b>.429</b> | <b>10-4</b> | <b>7</b> | <b>0</b> | <b>3</b> | <b>3</b> | <b>0</b> | <b>0</b> | <b>2</b> | <b>6</b> | <b>.857</b> | <b>1</b> | <b>0</b> | <b>0</b> | <b>0</b> | <b>.500</b> | <b>0</b> | <b>0</b> | <b>0-0</b> | <b>1</b> | <b>5</b> | <b>0</b> | <b>1.000</b> |

| Year         | ERA         | W-L        | APP      | GS       | CG       | SHO        | SV       | IP          | H         | R        | ER       | BB        | SO        | 2B       | 3B       | HR       | BF        | B.AVG       | WP       | HBP      | BK       | SF       | SH       |
|--------------|-------------|------------|----------|----------|----------|------------|----------|-------------|-----------|----------|----------|-----------|-----------|----------|----------|----------|-----------|-------------|----------|----------|----------|----------|----------|
| 2025         | 2.33        | 3-0        | 9        | 4        | 0        | 0/1        | 2        | 24.0        | 12        | 9        | 8        | 16        | 27        | 2        | 1        | 1        | 97        | .156        | 4        | 0        | 0        | 1        | 3        |
| <b>TOTAL</b> | <b>2.33</b> | <b>3-0</b> | <b>9</b> | <b>4</b> | <b>0</b> | <b>0/1</b> | <b>2</b> | <b>24.0</b> | <b>12</b> | <b>9</b> | <b>8</b> | <b>16</b> | <b>27</b> | <b>2</b> | <b>1</b> | <b>1</b> | <b>97</b> | <b>.156</b> | <b>4</b> | <b>0</b> | <b>0</b> | <b>1</b> | <b>3</b> |

## SEASON HIGHS (PITCHING)

| Category       | No. | Opponent (Last)    | Date    |
|----------------|-----|--------------------|---------|
| Innings        | 5.0 | San Diego          | 2/8/25  |
| Longest Start  | 5.0 | San Diego          | 2/8/25  |
| Shortest Start | 5.0 | San Diego          | 2/8/25  |
| Longest Relief | 1.0 | Texas State        | 2/16/25 |
| Hits           | 3   | Southern Miss      | 2/16/25 |
| Runs           | 3   | Southern Miss      | 2/16/25 |
| Earned Runs    | 3   | Southern Miss      | 2/16/25 |
| Walks          | 5   | Southern Miss      | 2/16/25 |
| Strikeouts     | 8   | 2x (Southern Miss) | 2/16/25 |
| Pitches        | 90  | Southern Miss      | 2/16/25 |

## CAREER HIGHS (PITCHING)

| Category       | No. | Opponent (Last)    | Date    |
|----------------|-----|--------------------|---------|
| Innings        | 5.0 | San Diego          | 2/8/25  |
| Longest Start  | 5.0 | San Diego          | 2/8/25  |
| Shortest Start | 5.0 | San Diego          | 2/8/25  |
| Longest Relief | 1.0 | Texas State        | 2/16/25 |
| Hits           | 3   | Southern Miss      | 2/16/25 |
| Runs           | 3   | Southern Miss      | 2/16/25 |
| Earned Runs    | 3   | Southern Miss      | 2/16/25 |
| Walks          | 5   | Southern Miss      | 2/16/25 |
| Strikeouts     | 8   | 2x (Southern Miss) | 2/16/25 |
| Pitches        | 90  | Southern Miss      | 2/16/25 |

## SEASON HIGHS (HITTING)

| Category  | No. | Opponent (Last) | Date    |
|-----------|-----|-----------------|---------|
| Hits      | 1   | 2x (ULM)        | 2/14/25 |
| Doubles   | 1   | 2x (ULM)        | 2/14/25 |
| Triples   | -   | -               | -       |
| Home Runs | -   | -               | -       |
| RBI       | 2   | ULM             | 2/14/25 |
| Runs      | -   | -               | -       |
| Walks     | 1   | San Diego       | 2/8/25  |
| ABs       | 1   | 5x (ULM)        | 2/16/25 |

## CAREER HIGHS (HITTING)

| Category  | No. | Opponent (Last) | Date    |
|-----------|-----|-----------------|---------|
| Hits      | 1   | 2x (ULM)        | 2/14/25 |
| Doubles   | 1   | 2x (ULM)        | 2/14/25 |
| Triples   | -   | -               | -       |
| Home Runs | -   | -               | -       |
| RBI       | 2   | ULM             | 2/14/25 |
| Runs      | -   | -               | -       |
| Walks     | 1   | San Diego       | 2/8/25  |
| ABs       | 1   | 2x (San Diego)  | 2/8/25  |

## CAREER HONORS

- » D1 Softball D100 Freshman (2025)
- » Softball America Freshman Watch List (2025)
- » Texas Gatorade Player of the Year (2024)
- » United States 18-U team member (2024)
- » No. 6 Overall Player in Extra Innings Softball Player Rankings (2024)
- » All-Greater Houston Pitcher of the Year (2024)
- » Max Preps All-American (2024)
- » District MVP (2022, 2023)
- » Majoring in Business

## GAME-BY-GAME

| Date          | Opponent            | Pos        | AB       | R        | H        | RBI      | 2B       | 3B       | HR       | BB       | SB       | CS       | HBP      | SAC      | SF       | GDP      | K        | PO       | A        | E        | AVG      |              |
|---------------|---------------------|------------|----------|----------|----------|----------|----------|----------|----------|----------|----------|----------|----------|----------|----------|----------|----------|----------|----------|----------|----------|--------------|
| Feb 07        | vs Lipscomb         | ph         | 1        | 0        | 1        | 0        | 1        | 0        | 0        | 0        | 0        | 0        | 0        | 0        | 0        | 0        | 0        | 0        | 0        | 0        | 0        | 0.1000       |
| Feb 08        | vs San Diego        | *p         | 1        | 0        | 0        | 0        | 0        | 0        | 0        | 1        | 0        | 0        | 0        | 0        | 0        | 0        | 0        | 0        | 0        | 0        | 1        | 0.500        |
| Feb 14        | vs Louisiana Monroe | p          | 1        | 0        | 1        | 2        | 1        | 0        | 0        | 0        | 0        | 0        | 0        | 0        | 0        | 0        | 0        | 0        | 0        | 1        | 1        | 0.667        |
| Feb 16        | vs Southern Miss    | *p/ph      | 1        | 0        | 0        | 0        | 0        | 0        | 0        | 0        | 0        | 0        | 0        | 0        | 0        | 0        | 0        | 0        | 0        | 0        | 0        | 0.500        |
| Feb 16        | vs Louisiana Monroe | ph         | 1        | 0        | 1        | 0        | 1        | 0        | 0        | 0        | 0        | 0        | 0        | 0        | 0        | 0        | 0        | 0        | 0        | 0        | 0        | 0.600        |
| Feb 21        | vs Loyola Marymount | *p         | 1        | 0        | 0        | 0        | 0        | 0        | 0        | 0        | 0        | 0        | 0        | 0        | 0        | 0        | 0        | 0        | 0        | 0        | 2        | 0.500        |
| Mar 01        | IOWA                | *p/ph      | 1        | 0        | 0        | 0        | 0        | 0        | 0        | 0        | 0        | 0        | 0        | 0        | 0        | 0        | 0        | 0        | 0        | 0        | 0        | 0.429        |
| <b>Totals</b> |                     | <b>4qs</b> | <b>7</b> | <b>0</b> | <b>3</b> | <b>2</b> | <b>3</b> | <b>0</b> | <b>0</b> | <b>1</b> | <b>0</b> | <b>0</b> | <b>0</b> | <b>0</b> | <b>0</b> | <b>0</b> | <b>0</b> | <b>0</b> | <b>0</b> | <b>1</b> | <b>5</b> | <b>0.429</b> |

| Date          | Opponent            | GS | IP       | H           | R         | ER       | BB       | SO        | 2B        | 3B       | HR       | WP       | BK       | HBP      | IBB      | Score        | W-L        | Sv       | ERA         | NP       |
|---------------|---------------------|----|----------|-------------|-----------|----------|----------|-----------|-----------|----------|----------|----------|----------|----------|----------|--------------|------------|----------|-------------|----------|
| Feb 06        | at Texas State      |    | 1.0      | 0           | 0         | 0        | 0        | 2         | 0         | 0        | 0        | 1        | 0        | 0        | 0        | 3-1          | 0-0        | 1        | 0.00        | 24       |
| Feb 07        | vs Bradley          |    | 0.2      | 0           | 0         | 0        | 1        | 1         | 0         | 0        | 0        | 0        | 0        | 0        | 0        | 3-1          | 0-0        | 2        | 0.00        | 18       |
| Feb 08        | vs San Diego        | *  | 5.0      | 2           | 1         | 1        | 8        | 0         | 1         | 0        | 0        | 0        | 0        | 0        | 0        | 2-1          | 0-0        | 2        | 1.05        | 69       |
| Feb 14        | vs Louisiana Monroe | *  | 2.0      | 1           | 1         | 0        | 2        | 2         | 0         | 0        | 0        | 2        | 0        | 0        | 0        | 11-2         | 0-0        | 2        | 0.81        | 36       |
| Feb 16        | vs Southern Miss    | *  | 3.2      | 3           | 3         | 5        | 8        | 0         | 0         | 1        | 0        | 0        | 0        | 0        | 0        | 12-3         | 1-0        | 2        | 2.27        | 90       |
| Feb 21        | vs LMU              | *  | 5.0      | 2           | 0         | 0        | 2        | 0         | 0         | 0        | 0        | 0        | 0        | 0        | 0        | 6-2          | 2-0        | 2        | 1.62        | 58       |
| Feb 22        | vs UCLA             | *  | 2.1      | 2           | 1         | 1        | 1        | 1         | 0         | 0        | 0        | 0        | 0        | 1        | 1-9      | 2-0          | 2          | 1.78     | 27          |          |
| Mar 01        | IOWA                | *  | 4.0      | 1           | 0         | 0        | 4        | 3         | 0         | 0        | 0        | 0        | 0        | 0        | 0        | 12-0         | 3-0        | 2        | 1.48        | 66       |
| Mar 07        | at Ole Miss         |    | 0.1      | 1           | 3         | 3        | 2        | 0         | 1         | 0        | 0        | 1        | 0        | 0        | 0        | 1-9          | 3-0        | 2        | 2.33        | 20       |
| <b>Totals</b> |                     |    | <b>4</b> | <b>24.0</b> | <b>12</b> | <b>9</b> | <b>8</b> | <b>16</b> | <b>27</b> | <b>2</b> | <b>1</b> | <b>4</b> | <b>0</b> | <b>0</b> | <b>1</b> | <b>51-28</b> | <b>3-0</b> | <b>2</b> | <b>2.33</b> | <b>-</b> |



# ATALYIA RIJO

INF • L/R • 5-7 • Junior

Horsehead, N.Y. • Corning-Painted Post HS

# 26

## CAREER STATS

| Year         | Avg.        | GP-GS        | AB         | R         | H         | 2B        | 3B       | HR       | RBI       | TB        | SLG%        | BB        | HBP       | SO        | GDP      | OBP         | SF       | SH       | SB-ATT     | PO        | A            | E          | FLD%  |
|--------------|-------------|--------------|------------|-----------|-----------|-----------|----------|----------|-----------|-----------|-------------|-----------|-----------|-----------|----------|-------------|----------|----------|------------|-----------|--------------|------------|-------|
| 2023         | .203        | 56-55        | 133        | 24        | 27        | 6         | 0        | 5        | 24        | 48        | .361        | 9         | 7         | 33        | 2        | .285        | 2        | 3        | 0-0        | 63        | 115          | 11         | .942  |
| 2024         | .214        | 9-6          | 14         | 2         | 3         | 2         | 0        | 0        | 1         | 5         | .357        | 1         | 1         | 3         | 0        | .313        | 0        | 1        | 0-0        | 8         | 10           | 0          | 1.000 |
| 2025         | .364        | 20-19        | 44         | 12        | 16        | 5         | 1        | 3        | 19        | 32        | .727        | 7         | 4         | 6         | 0        | .482        | 1        | 2        | 0-0        | 20        | 24           | 2          | .957  |
| <b>TOTAL</b> | <b>.241</b> | <b>85-80</b> | <b>191</b> | <b>38</b> | <b>46</b> | <b>13</b> | <b>1</b> | <b>8</b> | <b>44</b> | <b>85</b> | <b>.445</b> | <b>17</b> | <b>12</b> | <b>42</b> | <b>2</b> | <b>.336</b> | <b>3</b> | <b>6</b> | <b>0-0</b> | <b>91</b> | <b>14913</b> | <b>949</b> |       |

## SEASON HIGHS

## CAREER HONORS

- » SEC Career Tour Participant (2024)
- » SEC Spring Academic Honor Roll (2024)
- » SEC Freshman of the Week (Feb. 13, 2023)

## CAREER HIGHS

## GAME-BY-GAME

| Date          | Opponent               | Pos    | AB          | R         | H         | RBI       | 2B        | 3B       | HR       | BB       | SB       | CS       | HBP      | SAC      | SF       | GDP      | K        | PO       | A         | E         | AVG      |             |
|---------------|------------------------|--------|-------------|-----------|-----------|-----------|-----------|----------|----------|----------|----------|----------|----------|----------|----------|----------|----------|----------|-----------|-----------|----------|-------------|
| Feb 06        | at Texas State         | *dh/ss | 1           | 0         | 0         | 0         | 0         | 0        | 0        | 1        | 0        | 0        | 0        | 0        | 0        | 0        | 0        | 0        | 1         | 0         | .000     |             |
| Feb 07        | vs Lipscomb            | ph     | 1           | 1         | 1         | 1         | 0         | 1        | 0        | 0        | 0        | 0        | 0        | 0        | 0        | 0        | 0        | 0        | 0         | 0         | .500     |             |
| Feb 07        | vs Bradley             | *ss    | 2           | 0         | 0         | 0         | 0         | 0        | 0        | 1        | 0        | 0        | 0        | 0        | 0        | 0        | 0        | 2        | 1         | 0         | .250     |             |
| Feb 08        | vs San Diego           | *ss/pr | 1           | 1         | 0         | 0         | 0         | 0        | 0        | 0        | 0        | 0        | 0        | 1        | 0        | 0        | 0        | 3        | 0         | 0         | .200     |             |
| Feb 14        | vs Louisiana Monroe    | *ss    | 3           | 1         | 1         | 1         | 0         | 0        | 1        | 1        | 0        | 0        | 0        | 0        | 0        | 0        | 0        | 1        | 1         | 1         | .250     |             |
| Feb 14        | at Louisiana Tech      | *ss    | 2           | 0         | 2         | 1         | 0         | 0        | 0        | 0        | 0        | 0        | 1        | 0        | 0        | 0        | 0        | 0        | 1         | 0         | .400     |             |
| Feb 15        | vs Southern Miss       | *ss    | 3           | 0         | 1         | 4         | 1         | 0        | 0        | 1        | 0        | 0        | 0        | 0        | 0        | 0        | 0        | 2        | 3         | 0         | .385     |             |
| Feb 16        | vs Southern Miss       | *ss    | 3           | 3         | 2         | 0         | 2         | 0        | 0        | 0        | 0        | 0        | 0        | 0        | 0        | 0        | 0        | 1        | 0         | 0         | .438     |             |
| Feb 16        | vs Louisiana Monroe    | *ss    | 3           | 1         | 2         | 2         | 1         | 0        | 0        | 0        | 0        | 0        | 0        | 0        | 0        | 0        | 0        | 0        | 0         | 0         | .474     |             |
| Feb 20        | vs Rutgers             | *ss    | 3           | 1         | 2         | 0         | 1         | 0        | 0        | 0        | 0        | 0        | 0        | 0        | 0        | 0        | 0        | 2        | 1         | 0         | .500     |             |
| Feb 20        | vs Cal State Fullerton | *ss    | 3           | 1         | 2         | 3         | 0         | 0        | 1        | 0        | 0        | 0        | 0        | 0        | 0        | 0        | 1        | 0        | 3         | 0         | .520     |             |
| Feb 21        | vs Loyola Marymount    | *ss    | 4           | 0         | 0         | 0         | 0         | 0        | 0        | 0        | 0        | 0        | 0        | 0        | 0        | 0        | 0        | 2        | 3         | 0         | .448     |             |
| Feb 22        | vs Baylor              | *ss    | 1           | 1         | 0         | 0         | 0         | 0        | 1        | 0        | 0        | 0        | 0        | 0        | 0        | 0        | 1        | 1        | 2         | 0         | .433     |             |
| Feb 22        | vs UCLA                | *ss    | 2           | 0         | 0         | 0         | 0         | 0        | 0        | 0        | 0        | 0        | 0        | 0        | 0        | 0        | 0        | 2        | 1         | 0         | .406     |             |
| Feb 28        | IOWA                   | *ss    | 0           | 0         | 0         | 2         | 0         | 0        | 0        | 2        | 0        | 0        | 0        | 0        | 1        | 0        | 0        | 1        | 1         | 0         | .406     |             |
| Feb 28        | ILLINOIS               | *ss    | 3           | 0         | 0         | 0         | 0         | 0        | 0        | 0        | 0        | 0        | 0        | 0        | 0        | 0        | 0        | 1        | 1         | 0         | .371     |             |
| Mar 01        | IOWA                   | *ss    | 2           | 0         | 0         | 0         | 0         | 0        | 0        | 0        | 0        | 0        | 0        | 0        | 0        | 0        | 1        | 0        | 3         | 0         | .351     |             |
| Mar 01        | ILLINOIS               | *ss    | 3           | 0         | 1         | 1         | 0         | 0        | 0        | 0        | 0        | 0        | 1        | 0        | 0        | 0        | 0        | 0        | 2         | 0         | .350     |             |
| Mar 02        | MISSOURI STATE         | *ss    | 2           | 2         | 1         | 4         | 0         | 0        | 1        | 0        | 0        | 0        | 2        | 0        | 0        | 0        | 0        | 1        | 0         | 0         | .357     |             |
| Mar 07        | at Ole Miss            | *ss    | 2           | 0         | 1         | 0         | 0         | 0        | 0        | 0        | 0        | 0        | 0        | 1        | 0        | 0        | 0        | 2        | 1         | 1         | .364     |             |
| <b>Totals</b> |                        |        | <b>19gs</b> | <b>44</b> | <b>12</b> | <b>16</b> | <b>19</b> | <b>5</b> | <b>1</b> | <b>3</b> | <b>7</b> | <b>0</b> | <b>0</b> | <b>4</b> | <b>2</b> | <b>1</b> | <b>0</b> | <b>6</b> | <b>20</b> | <b>24</b> | <b>2</b> | <b>.364</b> |

## PLAYER PROFILE

- » Was granted a medical redshirt after missing most of the 2024 season due to a shoulder injury. Will have three years of eligibility remaining entering the 2025 season.
- » Went 2-3 with a double against South Alabama on March 8, 2024 during one of her nine appearances in 2024.
- » Was granted a medical redshirt after missing most of the 2024 season due to a shoulder injury. Will have three years of eligibility remaining entering the 2025 season.
- » Second player in program history from New York joining Maddie Reese (2012) as the only other Hog from the Empire State.
- » Father Fernando Rijo signed with the LA Dodgers in 1995 at the age of 15 and pitched 11 seasons in professional baseball making it as high as AAA. Her cousin is 1990 World Series MVP Jose Rijo. Her mother Audrey was a three-sport athlete who played D1 softball at Albany and UNC-Wilmington.
- » Prepped at Corning-Painted Post High School where she won a state championship and 2019. Also played varsity softball starting in eighth grade.



# CARLEE RATCLIFF

UTL • R/R • 5-5 • Senior  
New Boston, Texas • Texas (New Boston HS)

# 28

## CAREER STATS

| Year         | Avg.        | GP-GS       | AB        | R        | H        | 2B       | 3B       | HR       | RBI      | TB        | SLG%        | BB       | HBP      | SO       | GDP      | OBP         | SF       | SH       | SB-ATT     | PO       | A        | E        | FLD%         |
|--------------|-------------|-------------|-----------|----------|----------|----------|----------|----------|----------|-----------|-------------|----------|----------|----------|----------|-------------|----------|----------|------------|----------|----------|----------|--------------|
| 2021         | .222        | 16-0        | 9         | 5        | 2        | 0        | 0        | 0        | 0        | 2         | .222        | 0        | 0        | 1        | 0        | .222        | 0        | 0        | 0-1        | 1        | 0        | 0        | 1.000        |
| 2022         | .000        | 0-0         | -         | -        | -        | -        | -        | -        | -        | -         | .000        | -        | -        | -        | -        | .000        | -        | -        | -          | -        | -        | -        | .000         |
| 2024         | .200        | 11-1        | 10        | 3        | 2        | 1        | 0        | 1        | 2        | 6         | .600        | 0        | 3        | 3        | 0        | .385        | 0        | 0        | 0-0        | 0        | 0        | 0        | .000         |
| 2025         | .200        | 7-0         | 5         | 1        | 1        | 1        | 0        | 0        | 2        | 2         | .400        | 1        | 1        | 2        | 0        | .333        | 0        | 0        | 0-0        | 2        | 0        | 0        | 1.000        |
| <b>TOTAL</b> | <b>.209</b> | <b>33-1</b> | <b>23</b> | <b>9</b> | <b>5</b> | <b>2</b> | <b>0</b> | <b>1</b> | <b>4</b> | <b>10</b> | <b>.435</b> | <b>1</b> | <b>4</b> | <b>6</b> | <b>0</b> | <b>.342</b> | <b>0</b> | <b>0</b> | <b>0-0</b> | <b>3</b> | <b>0</b> | <b>0</b> | <b>1.000</b> |

## SEASON HIGHS

| Category  | No. | Opponent (Last)    | Date    |
|-----------|-----|--------------------|---------|
| Hits      | 1   | Lipscomb           | 2/7/25  |
| Doubles   | 1   | Lipscomb           | 2/7/25  |
| Triples   | -   | -                  | -       |
| Home Runs | -   | -                  | -       |
| RBI       | 1   | Lipscomb           | 2/7/25  |
| Runs      | 1   | Lipscomb           | 2/7/25  |
| Walks     | -   | -                  | -       |
| ABs       | 1   | 4x (Southern Miss) | 2/16/25 |

## CAREER HIGHS

| Category  | No. | Opponent (Last) | Date    |
|-----------|-----|-----------------|---------|
| Hits      | 1   | 4x (Missouri)   | 4/5/24  |
| Doubles   | 1   | 2x (Lipscomb)   | 2/7/25  |
| Triples   | -   | -               | -       |
| Home Runs | 1   | UT-Arlington    | 2/25/24 |
| RBI       | 2   | UT-Arlington    | 2/25/24 |
| Runs      | 2   | Miss. State     | 3/24/24 |
| Walks     | -   | -               | -       |
| ABs       | 2   | Lamar           | 2/26/21 |

## PLAYER PROFILE

- » Began her collegiate career at Texas in 2021 before transferring to Arkansas as a student in 2023 and walking on the softball team in 2024.
- » Saw action in 11 games while making one start during her first year on The Hill in 2024.
- » Recorded first career home run, courtesy of a two-run shot during the fourth inning of a 10-0 win over UT Arlington on Feb. 25, 2024.
- » Starred in softball, basketball and volleyball at New Boston High School. Batted .525 with 15 doubles, five triples, 12 HR and 53 RBI as a junior in 2020. Earned all-district nods in 2018 and 2019 in both volleyball and basketball.
- » Was roommates and teammates with current Razorback Courtney Day while at Texas.
- » One of three transfers in program history that started their careers at Texas, joining Taylor Ellsworth (2022) and Courtney Day (2025).
- » Played travel ball for the Texas Bombers-NTX.
- » Is a senior but has an additional year of eligibility after sitting out during the 2023 season.


## CAREER HONORS

- » No. 141 Extra Innings Softball Extra Elite Player Rankings (2020)
- » Bowie County Citizens Tribune Female Athlete of the Year (2019)

## GAME-BY-GAME

| Date          | Opponent            | Pos        | AB       | R        | H        | RBI      | 2B       | 3B       | HR       | BB       | SB       | CS       | HBP      | SAC      | SF       | GDP      | K        | PO       | A        | E        | AVG      |             |
|---------------|---------------------|------------|----------|----------|----------|----------|----------|----------|----------|----------|----------|----------|----------|----------|----------|----------|----------|----------|----------|----------|----------|-------------|
| Feb 06        | at Texas State      | ph         | 1        | 0        | 0        | 0        | 0        | 0        | 0        | 0        | 0        | 0        | 0        | 0        | 0        | 0        | 0        | 0        | 0        | 0        | 0        | .000        |
| Feb 07        | vs Lipscomb         | ph/lb      | 1        | 1        | 1        | 1        | 1        | 0        | 0        | 0        | 0        | 0        | 0        | 0        | 0        | 0        | 0        | 0        | 2        | 0        | 0        | .500        |
| Feb 14        | vs Louisiana Monroe | ph         | 1        | 0        | 0        | 0        | 0        | 0        | 0        | 0        | 0        | 0        | 0        | 0        | 0        | 0        | 0        | 1        | 0        | 0        | 0        | .333        |
| Feb 16        | vs Southern Miss    | ph         | 1        | 0        | 0        | 0        | 0        | 0        | 0        | 0        | 0        | 0        | 0        | 0        | 0        | 0        | 0        | 1        | 0        | 0        | 0        | .250        |
| Feb 28        | IOWA                | ph         | 1        | 0        | 0        | 0        | 0        | 0        | 0        | 0        | 0        | 0        | 0        | 0        | 0        | 0        | 0        | 0        | 0        | 0        | 0        | .200        |
| Mar 01        | IOWA                | ph         | 0        | 0        | 0        | 0        | 0        | 0        | 0        | 1        | 0        | 0        | 0        | 0        | 0        | 0        | 0        | 0        | 0        | 0        | 0        | .200        |
| <b>Totals</b> |                     | <b>Ogs</b> | <b>5</b> | <b>1</b> | <b>1</b> | <b>2</b> | <b>1</b> | <b>0</b> | <b>0</b> | <b>1</b> | <b>0</b> | <b>0</b> | <b>1</b> | <b>0</b> | <b>0</b> | <b>0</b> | <b>2</b> | <b>2</b> | <b>0</b> | <b>0</b> | <b>0</b> | <b>.200</b> |





# JAYDEN RAMOS

UTL • R/R • 5-10 • Freshman  
Fresno, Calif. • Central HS

# 34

## CAREER STATS

| Year         | Avg.        | GP-GS       | AB        | R        | H        | 2B       | 3B       | HR       | RBI      | TB       | SLG%        | BB       | HBP      | SO       | GDP      | OBP         | SF       | SH       | SB-ATT     | PO       | A        | E        | FLD%        |
|--------------|-------------|-------------|-----------|----------|----------|----------|----------|----------|----------|----------|-------------|----------|----------|----------|----------|-------------|----------|----------|------------|----------|----------|----------|-------------|
| 2025         | .455        | 11-0        | 11        | 2        | 5        | 0        | 0        | 1        | 5        | 8        | .727        | 1        | 1        | 1        | 0        | .538        | 0        | 0        | 0-0        | 0        | 0        | 0        | .000        |
| <b>TOTAL</b> | <b>.455</b> | <b>11-0</b> | <b>11</b> | <b>2</b> | <b>5</b> | <b>0</b> | <b>0</b> | <b>1</b> | <b>5</b> | <b>8</b> | <b>.727</b> | <b>1</b> | <b>1</b> | <b>1</b> | <b>0</b> | <b>.538</b> | <b>0</b> | <b>0</b> | <b>0-0</b> | <b>0</b> | <b>0</b> | <b>0</b> | <b>.000</b> |

## SEASON HIGHS

| Category  | No. | Opponent (Last) | Date    |
|-----------|-----|-----------------|---------|
| Hits      | 1   | 4x (Rutgers)    | 2/20/25 |
| Doubles   | -   | -               | -       |
| Triples   | -   | -               | -       |
| Home Runs | 1   | Illinois        | 3/1/25  |
| RBI       | 3   | Illinois        | 3/1/25  |
| Runs      | 1   | 2x (Illinois)   | 3/1/25  |
| Walks     | -   | -               | -       |
| ABs       | 2   | Lipscomb        | 2/7/25  |

## CAREER HIGHS

| Category  | No. | Opponent (Last)    | Date    |
|-----------|-----|--------------------|---------|
| Hits      | 1   | 4x (Rutgers)       | 2/20/25 |
| Doubles   | -   | -                  | -       |
| Triples   | -   | -                  | -       |
| Home Runs | -   | -                  | -       |
| RBI       | 1   | 2x (Southern Miss) | 2/16/25 |
| Runs      | 1   | Lipscomb           | 2/7/25  |
| Walks     | -   | -                  | -       |
| ABs       | 2   | Lipscomb           | 2/7/25  |

## PLAYER PROFILE

- » Prepped at Central High School in Fresno, Calif. atted .409 during her high school career with 135 hits, 54 runs scored, 41 doubles, two triples and 22 home runs.
- » Named Fresno Bee Player of the Year after posting a .469 batting average, 38 RBI, nine doubles and seven home runs as a senior
- » Hit .447 with 34 hits, 19 RBI and six home runs en route to being named all-league and league offensive player of the year during her junior season.
- » Batted .370 with eight doubles, a triple and five home runs as a sophomore while driving in a career-best 33 runs.
- » Posted a .358 batting average with 29 hits, 25 RBI, 13 doubles and four home runs as a freshman.
- » Also pitched during her high school career, registering a 3.41 ERA in 37.0 innings pitched with three complete games and 42 strikeouts.
- » Majoring in Exercise Science

## CAREER HONORS

- » Fresno Bee Player of the Year (2024)

## GAME-BY-GAME

| Date          | Opponent               | Pos        | AB        | R        | H        | RBI      | 2B       | 3B       | HR       | BB       | SB       | CS       | HBP      | SAC      | SF       | GDP      | K        | PO       | A        | E        | AVG      |             |
|---------------|------------------------|------------|-----------|----------|----------|----------|----------|----------|----------|----------|----------|----------|----------|----------|----------|----------|----------|----------|----------|----------|----------|-------------|
| Feb 07        | vs Lipscomb            | ph/dh      | 2         | 1        | 1        | 1        | 0        | 0        | 0        | 0        | 0        | 0        | 1        | 0        | 0        | 0        | 0        | 0        | 0        | 0        | 0        | .500        |
| Feb 16        | vs Southern Miss       | ph         | 1         | 0        | 1        | 1        | 0        | 0        | 0        | 0        | 0        | 0        | 0        | 0        | 0        | 0        | 0        | 0        | 0        | 0        | 0        | .500        |
| Feb 16        | vs Louisiana Monroe    | ph         | 1         | 0        | 1        | 0        | 0        | 0        | 0        | 0        | 0        | 0        | 0        | 0        | 0        | 0        | 0        | 0        | 0        | 0        | 0        | .600        |
| Feb 20        | vs Rutgers             | ph         | 1         | 0        | 1        | 0        | 0        | 0        | 0        | 0        | 0        | 0        | 0        | 0        | 0        | 0        | 0        | 0        | 0        | 0        | 0        | .667        |
| Feb 20        | vs Cal State Fullerton | ph         | 1         | 0        | 0        | 0        | 0        | 0        | 0        | 0        | 0        | 0        | 0        | 0        | 0        | 0        | 0        | 0        | 0        | 0        | 0        | .571        |
| Feb 21        | vs Loyola Marymount    | ph         | 1         | 0        | 0        | 0        | 0        | 0        | 0        | 0        | 0        | 0        | 0        | 0        | 0        | 0        | 0        | 0        | 0        | 0        | 0        | .500        |
| Feb 22        | vs Baylor              | ph         | 1         | 0        | 0        | 0        | 0        | 0        | 0        | 0        | 0        | 0        | 0        | 0        | 0        | 0        | 0        | 1        | 0        | 0        | 0        | .444        |
| Mar 01        | IOWA                   | ph         | 0         | 0        | 0        | 0        | 0        | 0        | 0        | 1        | 0        | 0        | 0        | 0        | 0        | 0        | 0        | 0        | 0        | 0        | 0        | .444        |
| Mar 01        | ILLINOIS               | ph         | 1         | 1        | 1        | 3        | 0        | 0        | 1        | 0        | 0        | 0        | 0        | 0        | 0        | 0        | 0        | 0        | 0        | 0        | 0        | .500        |
| Mar 02        | MISSOURI STATE         | ph         | 1         | 0        | 0        | 0        | 0        | 0        | 0        | 0        | 0        | 0        | 0        | 0        | 0        | 0        | 0        | 0        | 0        | 0        | 0        | .455        |
| <b>Totals</b> |                        | <b>Ogs</b> | <b>11</b> | <b>2</b> | <b>5</b> | <b>5</b> | <b>0</b> | <b>0</b> | <b>1</b> | <b>1</b> | <b>0</b> | <b>0</b> | <b>1</b> | <b>0</b> | <b>0</b> | <b>0</b> | <b>1</b> | <b>0</b> | <b>0</b> | <b>0</b> | <b>0</b> | <b>.455</b> |



# JAYDEN WELLS

UTL • R/R • 5-6 • Sophomore  
Paris, Ark. • Paris HS

# 45

## CAREER STATS

| Year         | Avg.        | GP-GS      | AB       | R        | H        | 2B       | 3B       | HR       | RBI      | TB       | SLG%        | BB       | HBP      | SO       | GDP      | OBP         | SF       | SH       | SB-ATT     | PO       | A        | E        | FLD%         |
|--------------|-------------|------------|----------|----------|----------|----------|----------|----------|----------|----------|-------------|----------|----------|----------|----------|-------------|----------|----------|------------|----------|----------|----------|--------------|
| 2024         | .000        | 2-0        | 1        | 1        | 0        | 0        | 0        | 0        | 0        | 0        | .000        | 0        | 0        | 0        | 0        | .000        | 0        | 0        | 1-1        | 0        | 0        | 0        | .000         |
| 2025         | .000        | 7-0        | 1        | 5        | 0        | 0        | 0        | 0        | 0        | 0        | .000        | 0        | 0        | 0        | 0        | .000        | 0        | 0        | 0-0        | 0        | 0        | 0        | .000         |
| <b>TOTAL</b> | <b>.000</b> | <b>9-0</b> | <b>2</b> | <b>6</b> | <b>0</b> | <b>0</b> | <b>0</b> | <b>0</b> | <b>0</b> | <b>0</b> | <b>.000</b> | <b>0</b> | <b>0</b> | <b>0</b> | <b>0</b> | <b>.000</b> | <b>0</b> | <b>0</b> | <b>1-1</b> | <b>2</b> | <b>0</b> | <b>0</b> | <b>1.000</b> |

## SEASON HIGHS (HITTING)

| Category  | No. | Opponent (Last) | Date    |
|-----------|-----|-----------------|---------|
| Hits      | -   | -               | -       |
| Doubles   | -   | -               | -       |
| Triples   | -   | -               | -       |
| Home Runs | -   | -               | -       |
| RBI       | -   | -               | -       |
| Runs      | 1   | 3x (Illinois)   | 2/28/25 |
| Walks     | -   | -               | -       |
| ABs       | 1   | Southern Miss   | 2/15/25 |

## CAREER HIGHS (HITTING)

| Category  | No. | Opponent (Last)    | Date    |
|-----------|-----|--------------------|---------|
| Hits      | -   | -                  | -       |
| Doubles   | -   | -                  | -       |
| Triples   | -   | -                  | -       |
| Home Runs | -   | -                  | -       |
| RBI       | -   | -                  | -       |
| Runs      | 1   | 4x (Illinois)      | 2/28/25 |
| Walks     | -   | -                  | -       |
| ABs       | 1   | 2x (Southern Miss) | 2/15/25 |

## PLAYER PROFILE

- » Appeared in two games during her freshman campaign, scoring a run and stealing a base as a pinch-runner in a 9-0 win over UT Arlington (Feb. 23). She recorded first collegiate at-bat in an 8-0 win at Texas A&M-Corpus Christi (March 18)
- » Checked in at No. 27 in the Extra Inning Softball 2023 Extra Elite 100.
- » Prepped at Paris High School in Paris, Ark., where she helped lead the Eagles to a state semifinal in 2021.
- » Hit an astronomical .475 as a junior in high school, registering a .597 on-base percentage, .983 slugging percentage and 1.580 OPS while garnering honorable mention all-state honors
- » Named District Offensive MVP and was a Gold Glove honoree as a sophomore at Paris in 2021.
- » Majoring in Recreation and Sport Management

## CAREER HONORS

- » No. 27 Extra Innings Softball Extra Elite 100 Player Rankings (2023)
- » Honorable Mention All-State (2022)
- » District Offensive MVP (2021)

## GAME-BY-GAME

| Date   | Opponent         | Pos | AB | R | H | RBI | 2B | 3B | HR | BB | SB | CS | HBP | SAC | SF | GDP | K | PO | A | E | AVG |       |
|--------|------------------|-----|----|---|---|-----|----|----|----|----|----|----|-----|-----|----|-----|---|----|---|---|-----|-------|
| Feb 15 | vs Southern Miss | ph  | 1  | 0 | 0 | 0   | 0  | 0  | 0  | 0  | 0  | 0  | 0   | 0   | 0  | 0   | 0 | 0  | 0 | 0 | 0   | .000  |
| Totals |                  | Ogs | 1  | 1 | 0 | 0   | 0  | 0  | 0  | 0  | 0  | 0  | 0   | 0   | 0  | 0   | 0 | 0  | 0 | 0 | 0   | 0.000 |



# KAILEY WYCKOFF • Why-KOFF

UTL • L/L • 5-7 • Junior  
 Katy, Texas • Texas Tech (Katy HS)

# 46

## CAREER STATS

| Year         | Avg.        | GP-GS          | AB         | R         | H          | 2B        | 3B       | HR        | RBI       | TB         | SLG%        | BB        | HBP       | SO        | GDP      | OBP         | SF       | SH       | SB-ATT     | PO         | A         | E        | FLD%        |
|--------------|-------------|----------------|------------|-----------|------------|-----------|----------|-----------|-----------|------------|-------------|-----------|-----------|-----------|----------|-------------|----------|----------|------------|------------|-----------|----------|-------------|
| 2023         | .393        | 52-46          | 150        | 40        | 59         | 15        | 5        | 9         | 31        | 111        | .740        | 12        | 4         | 16        | 0        | .452        | 0        | 1        | 1-2        | 169        | 11        | 1        | .994        |
| 2024         | .407        | 50-49          | 145        | 37        | 59         | 12        | 2        | 7         | 35        | 96         | .662        | 18        | 4         | 12        | 0        | .482        | 1        | 1        | 3-3        | 126        | 2         | 3        | .977        |
| 2025         | .356        | 21-21          | 59         | 22        | 21         | 5         | 0        | 3         | 17        | 35         | .593        | 12        | 3         | 6         | 0        | .468        | 3        | 0        | 1-1        | 63         | 6         | 0        | 1.000       |
| <b>TOTAL</b> | <b>.393</b> | <b>123-116</b> | <b>354</b> | <b>99</b> | <b>139</b> | <b>32</b> | <b>7</b> | <b>19</b> | <b>83</b> | <b>242</b> | <b>.684</b> | <b>42</b> | <b>11</b> | <b>33</b> | <b>0</b> | <b>.467</b> | <b>4</b> | <b>2</b> | <b>5-6</b> | <b>358</b> | <b>19</b> | <b>4</b> | <b>.990</b> |

## SEASON HIGHS

## CAREER HIGHS

## PLAYER PROFILE

- » Transferred to Arkansas this offseason after spending the 2023-24 seasons at Texas Tech.
- » Has started 9+ games at five separate positions during her collegiate career (C, LF, RF, DP, 1B)
- » Enters the 2025 season with a career batting average of .400 ranks fourth among all players with multiple seasons of collegiate playing experience at the Power 4 level and 15th nationally among all Division I players.
- » Was named a Second-Team Preseason All-American at the utility position by D1 Softball.
- » Attended Katy High School, where she was part of a 6A Texas State Championship team in 2019 and was teammates with Cam Harrison and Ashtyn Reichardt her final two seasons. Played under former Kansas (1988-1995) and Alabama coach (1996-1998) Kalum Haack at Katy.
- » Also participated in volleyball in high school and FFA (Future Farmers of America), earning Reserve Grand Champion Chickens. Helped lead Katy to a 6A regional final appearance in volleyball in 2020 and 2021.
- » Has a dog named Beau Beau
- » Wears No. 46 in honor of her grandmother's birthyear (1946)

## CAREER HONORS

- » D1 Softball Second-Team Preseason All-America (2025)
- » D1 Softball Top 100 Players (2025)
- » Softball America Top 100 Players (2025)
- » Academic All-Big 12 First Team (2024)
- » All-Big 12 First Team (2024)
- » Big 12 Freshman of the Year (2023)
- » All-Big 12 Second Team (2023)
- » NFCA Third Team All-Region (2023)
- » D1 Softball Freshman All-American (2023)
- » NFCA/TUCCI Freshman of the Year Top-25 Finalist (2023)
- » District 19-6A Most Valuable Player (2021)

## GAME-BY-GAME

| Date          | Opponent               | Pos    | AB          | R         | H         | RBI       | 2B        | 3B       | HR       | BB       | SB        | CS       | HBP      | SAC      | SF       | GDP      | K        | PO       | A         | E        | AVG      |             |
|---------------|------------------------|--------|-------------|-----------|-----------|-----------|-----------|----------|----------|----------|-----------|----------|----------|----------|----------|----------|----------|----------|-----------|----------|----------|-------------|
| Feb 06        | at Texas State         | *of    | 3           | 1         | 1         | 1         | 0         | 0        | 1        | 0        | 0         | 0        | 0        | 0        | 0        | 0        | 0        | 0        | 0         | 0        | .333     |             |
| Feb 07        | vs Lipscomb            | *c     | 3           | 2         | 2         | 0         | 1         | 0        | 1        | 0        | 0         | 0        | 0        | 0        | 0        | 0        | 0        | 5        | 0         | 0        | .500     |             |
| Feb 07        | vs Bradley             | *of    | 2           | 1         | 0         | 0         | 0         | 0        | 0        | 0        | 0         | 0        | 1        | 0        | 0        | 0        | 0        | 0        | 0         | 0        | .375     |             |
| Feb 08        | vs Bradley             | *of    | 3           | 2         | 1         | 0         | 1         | 0        | 1        | 0        | 0         | 0        | 0        | 0        | 0        | 0        | 1        | 0        | 0         | 0        | .364     |             |
| Feb 08        | vs San Diego           | *c     | 3           | 0         | 1         | 1         | 0         | 0        | 1        | 0        | 0         | 0        | 0        | 0        | 0        | 0        | 0        | 11       | 0         | 0        | .357     |             |
| Feb 14        | vs Louisiana Monroe    | *of/c  | 4           | 1         | 2         | 1         | 0         | 0        | 0        | 0        | 0         | 0        | 0        | 0        | 0        | 0        | 0        | 2        | 1         | 0        | .389     |             |
| Feb 14        | at Louisiana Tech      | *of    | 3           | 1         | 1         | 0         | 0         | 0        | 1        | 0        | 0         | 0        | 0        | 0        | 0        | 0        | 1        | 2        | 0         | 0        | .381     |             |
| Feb 15        | vs Southern Miss       | *c     | 5           | 1         | 2         | 0         | 1         | 0        | 0        | 1        | 0         | 0        | 0        | 0        | 0        | 0        | 0        | 4        | 0         | 0        | .385     |             |
| Feb 16        | vs Southern Miss       | *c     | 1           | 1         | 0         | 2         | 0         | 0        | 1        | 0        | 0         | 0        | 0        | 1        | 0        | 0        | 0        | 11       | 0         | 0        | .370     |             |
| Feb 16        | vs Louisiana Monroe    | *c     | 4           | 2         | 3         | 2         | 2         | 0        | 0        | 0        | 0         | 0        | 0        | 0        | 0        | 0        | 1        | 8        | 2         | 0        | .419     |             |
| Feb 20        | vs Rutgers             | *c     | 3           | 1         | 1         | 2         | 0         | 0        | 1        | 0        | 0         | 0        | 0        | 0        | 1        | 0        | 0        | 4        | 1         | 0        | .412     |             |
| Feb 20        | vs Cal State Fullerton | *of/pr | 1           | 0         | 0         | 1         | 0         | 0        | 0        | 1        | 0         | 0        | 0        | 0        | 1        | 0        | 0        | 0        | 0         | 0        | .400     |             |
| Feb 21        | vs Loyola Marymount    | *c     | 3           | 0         | 0         | 0         | 0         | 0        | 0        | 0        | 0         | 0        | 1        | 0        | 0        | 0        | 0        | 6        | 1         | 0        | .368     |             |
| Feb 22        | vs Baylor              | *of/dp | 3           | 2         | 2         | 1         | 0         | 0        | 0        | 0        | 0         | 0        | 0        | 0        | 0        | 0        | 0        | 0        | 0         | 0        | .390     |             |
| Feb 22        | vs UCLA                | *of/dh | 3           | 0         | 0         | 0         | 0         | 0        | 0        | 0        | 0         | 0        | 0        | 0        | 0        | 0        | 2        | 2        | 0         | 0        | .364     |             |
| Feb 28        | IOWA                   | *of/dh | 2           | 3         | 2         | 2         | 0         | 0        | 1        | 2        | 0         | 0        | 0        | 0        | 0        | 0        | 0        | 1        | 0         | 0        | .391     |             |
| Feb 28        | ILLINOIS               | *c/dh  | 4           | 1         | 1         | 1         | 0         | 0        | 0        | 0        | 0         | 0        | 0        | 0        | 0        | 0        | 0        | 7        | 1         | 0        | .380     |             |
| Mar 01        | IOWA                   | *dh    | 2           | 1         | 1         | 1         | 0         | 0        | 0        | 0        | 0         | 0        | 0        | 0        | 0        | 0        | 0        | 0        | 0         | 0        | .385     |             |
| Mar 01        | ILLINOIS               | *dh    | 3           | 0         | 0         | 0         | 0         | 0        | 1        | 0        | 0         | 0        | 0        | 0        | 0        | 0        | 0        | 0        | 0         | 0        | .364     |             |
| Mar 02        | MISSOURI STATE         | *of    | 1           | 2         | 1         | 2         | 0         | 0        | 3        | 0        | 0         | 0        | 0        | 0        | 0        | 0        | 0        | 0        | 0         | 0        | .375     |             |
| Mar 07        | at Ole Miss            | *of    | 3           | 0         | 0         | 0         | 0         | 0        | 0        | 0        | 0         | 0        | 1        | 0        | 0        | 0        | 1        | 0        | 0         | 0        | .356     |             |
| <b>Totals</b> |                        |        | <b>21qs</b> | <b>59</b> | <b>22</b> | <b>21</b> | <b>17</b> | <b>5</b> | <b>0</b> | <b>3</b> | <b>12</b> | <b>1</b> | <b>0</b> | <b>3</b> | <b>0</b> | <b>3</b> | <b>0</b> | <b>6</b> | <b>63</b> | <b>6</b> | <b>0</b> | <b>.356</b> |



# BRI ELLIS

1B • R/R • 5-10 • Senior  
Houston, Texas • Auburn (Memorial HS)

# 77

## CAREER STATS

| Year         | Avg.        | GP-GS          | AB         | R          | H          | 2B        | 3B       | HR        | RBI        | TB         | SLG%        | BB        | HBP       | SO        | GDP      | OBP         | SF        | SH       | SB-ATT     | PO          | A           | E          | FLD% |
|--------------|-------------|----------------|------------|------------|------------|-----------|----------|-----------|------------|------------|-------------|-----------|-----------|-----------|----------|-------------|-----------|----------|------------|-------------|-------------|------------|------|
| 2022         | .302        | 56-55          | 149        | 32         | 45         | 8         | 1        | 20        | 49         | 115        | .772        | 13        | 7         | 23        | 0        | .378        | 3         | 0        | 2-2        | 251         | 11          | 3          | .989 |
| 2023         | .275        | 62-62          | 153        | 27         | 42         | 8         | 0        | 14        | 47         | 92         | .601        | 32        | 7         | 37        | 0        | .415        | 3         | 0        | 2-2        | 264         | 12          | 3          | .986 |
| 2024         | .322        | 55-55          | 149        | 36         | 48         | 7         | 0        | 14        | 47         | 97         | .651        | 30        | 5         | 24        | 0        | .444        | 3         | 0        | 1-2        | 359         | 12          | 4          | .989 |
| 2025         | .521        | 21-21          | 48         | 25         | 25         | 6         | 0        | 11        | 33         | 64         | 1.333       | 21        | 2         | 2         | 0        | .658        | 2         | 0        | 0-0        | 128         | 3           | 2          | .985 |
| <b>TOTAL</b> | <b>.321</b> | <b>194-193</b> | <b>499</b> | <b>120</b> | <b>160</b> | <b>29</b> | <b>1</b> | <b>59</b> | <b>176</b> | <b>368</b> | <b>.737</b> | <b>96</b> | <b>21</b> | <b>85</b> | <b>0</b> | <b>.442</b> | <b>11</b> | <b>0</b> | <b>5-6</b> | <b>1002</b> | <b>3812</b> | <b>989</b> |      |

## SEASON HIGHS

## CAREER HONORS

- » Second-Team NFCA All-American (2024)
- » First-Team All-SEC (2024)
- » SEC All-Defensive Team (2024)
- » Softball America Top-100 Player (2024)
- » NFCA First-Team All-South Region (2024)
- » Jane B. Moore Memorial All-Tournament Team (2023)
- » Louisville Slugger/NFCA Player of the Week (Feb. 28, 2023)
- » Extra Innings Softball All-Freshman Team (2022)
- » Top 10 Finalist, Schutt Sports/NFCA Division I National Freshman of the Year (2022)
- » SEC Freshman of the Year (2022)
- » All-SEC Second Team (2022)

## GAME-BY-GAME

| Date          | Opponent               | Pos         | AB        | R         | H         | RBI       | 2B       | 3B       | HR        | BB        | SB       | CS       | HBP      | SAC      | SF       | GDP      | K        | PO         | A        | E        | AVG         |      |
|---------------|------------------------|-------------|-----------|-----------|-----------|-----------|----------|----------|-----------|-----------|----------|----------|----------|----------|----------|----------|----------|------------|----------|----------|-------------|------|
| Feb 06        | at Texas State         | *1b         | 3         | 1         | 1         | 1         | 0        | 0        | 1         | 0         | 0        | 0        | 0        | 0        | 0        | 0        | 1        | 6          | 0        | 0        | .333        |      |
| Feb 07        | vs Lipscomb            | *1b         | 2         | 3         | 2         | 4         | 0        | 0        | 1         | 1         | 0        | 0        | 1        | 0        | 0        | 0        | 0        | 0          | 5        | 0        | 0           | .600 |
| Feb 07        | vs Bradley             | *1b         | 2         | 0         | 0         | 1         | 0        | 0        | 0         | 0         | 0        | 0        | 0        | 0        | 1        | 0        | 0        | 0          | 5        | 1        | 0           | .429 |
| Feb 08        | vs Bradley             | *1b         | 3         | 1         | 2         | 2         | 0        | 0        | 1         | 1         | 0        | 0        | 0        | 0        | 0        | 0        | 0        | 0          | 11       | 0        | 0           | .500 |
| Feb 08        | vs San Diego           | *1b         | 2         | 0         | 1         | 1         | 0        | 0        | 0         | 2         | 0        | 0        | 0        | 0        | 0        | 0        | 0        | 0          | 3        | 1        | 0           | .500 |
| Feb 14        | vs Louisiana Monroe    | *1b         | 2         | 1         | 2         | 1         | 1        | 0        | 0         | 2         | 0        | 0        | 0        | 0        | 0        | 0        | 0        | 0          | 5        | 0        | 1           | .571 |
| Feb 14        | at Louisiana Tech      | *1b         | 3         | 2         | 2         | 3         | 1        | 0        | 1         | 0         | 0        | 0        | 0        | 0        | 0        | 0        | 0        | 0          | 4        | 0        | 0           | .588 |
| Feb 15        | vs Southern Miss       | *1b         | 3         | 2         | 2         | 5         | 0        | 0        | 2         | 1         | 0        | 0        | 0        | 0        | 0        | 0        | 0        | 0          | 11       | 0        | 0           | .600 |
| Feb 16        | vs Southern Miss       | *1b         | 3         | 1         | 2         | 4         | 1        | 0        | 1         | 1         | 0        | 0        | 0        | 0        | 0        | 0        | 0        | 0          | 1        | 0        | 0           | .609 |
| Feb 16        | vs Louisiana Monroe    | *1b         | 1         | 1         | 0         | 2         | 0        | 0        | 0         | 1         | 0        | 0        | 0        | 0        | 1        | 0        | 0        | 0          | 3        | 0        | 0           | .583 |
| Feb 20        | vs Rutgers             | *1b         | 3         | 1         | 2         | 0         | 1        | 0        | 0         | 0         | 0        | 0        | 0        | 0        | 0        | 0        | 0        | 0          | 7        | 0        | 0           | .593 |
| Feb 20        | vs Cal State Fullerton | *1b         | 3         | 0         | 1         | 0         | 0        | 0        | 0         | 0         | 0        | 0        | 0        | 0        | 0        | 0        | 0        | 0          | 6        | 0        | 0           | .567 |
| Feb 21        | vs Loyola Marymount    | *1b         | 2         | 0         | 1         | 0         | 0        | 0        | 0         | 2         | 0        | 0        | 0        | 0        | 0        | 0        | 0        | 0          | 10       | 0        | 0           | .562 |
| Feb 22        | vs Baylor              | *1b         | 2         | 1         | 1         | 3         | 0        | 0        | 1         | 1         | 0        | 0        | 0        | 0        | 0        | 0        | 0        | 0          | 6        | 0        | 0           | .559 |
| Feb 22        | vs UCLA                | *1b         | 3         | 1         | 2         | 1         | 1        | 0        | 1         | 0         | 0        | 0        | 0        | 0        | 0        | 0        | 0        | 0          | 5        | 0        | 0           | .568 |
| Feb 28        | IOWA                   | *1b         | 1         | 2         | 0         | 0         | 0        | 0        | 0         | 1         | 0        | 0        | 1        | 0        | 0        | 0        | 0        | 0          | 4        | 0        | 0           | .553 |
| Feb 28        | ILLINOIS               | *1b         | 1         | 3         | 1         | 3         | 0        | 0        | 1         | 3         | 0        | 0        | 0        | 0        | 0        | 0        | 0        | 0          | 5        | 0        | 1           | .564 |
| Mar 01        | IOWA                   | *1b         | 1         | 2         | 1         | 1         | 0        | 0        | 1         | 2         | 0        | 0        | 0        | 0        | 0        | 0        | 0        | 0          | 5        | 0        | 0           | .575 |
| Mar 01        | ILLINOIS               | *1b         | 1         | 1         | 0         | 0         | 0        | 0        | 0         | 3         | 0        | 0        | 0        | 0        | 0        | 0        | 0        | 0          | 13       | 0        | 0           | .561 |
| Mar 02        | MISSOURI STATE         | *1b         | 4         | 2         | 2         | 1         | 1        | 0        | 0         | 0         | 0        | 0        | 0        | 0        | 0        | 0        | 0        | 0          | 7        | 0        | 0           | .556 |
| Mar 07        | at Ole Miss            | *1b         | 3         | 0         | 0         | 0         | 0        | 0        | 0         | 0         | 0        | 0        | 0        | 0        | 0        | 0        | 0        | 1          | 6        | 1        | 0           | .521 |
| <b>Totals</b> |                        | <b>21qs</b> | <b>48</b> | <b>25</b> | <b>25</b> | <b>33</b> | <b>6</b> | <b>0</b> | <b>11</b> | <b>21</b> | <b>0</b> | <b>0</b> | <b>2</b> | <b>0</b> | <b>2</b> | <b>0</b> | <b>2</b> | <b>128</b> | <b>3</b> | <b>2</b> | <b>.521</b> |      |

## CAREER HIGHS

## PLAYER PROFILE

- » Transferred to Arkansas after spending the 2022-23 seasons at Auburn.
- » Her 58 career home runs lead all active NCAA D1 players.
- » Led Arkansas in slugging percentage (.651), on-base percentage (.444), runs scored (36), home runs (14), RBI (47) and total bases (97) in 2024 while earning first-team SEC and NFCA All-Region honors and being named a Second-Team NFCA All-American in 2024. Also posted a career-best .322 batting average during her first season as a Razorback.
- » Became just the sixth Razorback since 2002 to record 10+ home runs, 30+ walks and 40+ RBI in a season in 2024 joining: Rylin Hedgecock (2023), Taylor Ellsworth (2022), Braxton Burnside (2021), Nicole Schroeder (2017) and Sandra Smith (2008).
- » Four-time SEC Player of the Week
- » Excels in the classroom earning SEC All-Academic honors in 2022, 2023 and 2024.
- » Father Ron played college football at Rice as an offensive lineman.





# LEXI KING

RHP • R/R • 5-8 • Freshman  
 Windermere, Fla. • Windermere HS

# 99

## CAREER STATS

| Year         | ERA         | W-L        | APP      | GS       | CG       | SHO        | SV       | IP         | H         | R        | ER       | BB       | SO       | 2B       | 3B       | HR       | BF        | B.AVG       | WP       | HBP      | BK       | SF       | SH       |
|--------------|-------------|------------|----------|----------|----------|------------|----------|------------|-----------|----------|----------|----------|----------|----------|----------|----------|-----------|-------------|----------|----------|----------|----------|----------|
| 2025         | 1.45        | 3-0        | 7        | 0        | 0        | 0/3        | 0        | 9.2        | 11        | 2        | 2        | 0        | 2        | 2        | 0        | 0        | 39        | .289        | 0        | 1        | 0        | 0        | 0        |
| <b>TOTAL</b> | <b>1.45</b> | <b>3-0</b> | <b>7</b> | <b>0</b> | <b>0</b> | <b>0/3</b> | <b>0</b> | <b>9.2</b> | <b>11</b> | <b>2</b> | <b>2</b> | <b>0</b> | <b>2</b> | <b>2</b> | <b>0</b> | <b>0</b> | <b>39</b> | <b>.289</b> | <b>0</b> | <b>1</b> | <b>0</b> | <b>0</b> | <b>0</b> |

## SEASON HIGHS

## CAREER HONORS

- » No. 23 Overall Player Extra Inning Softball (2024)
- » Orlando Sentinel Player of the Year (2024)

## GAME-BY-GAME

| Date          | Opponent         | GS       | IP         | H         | R        | ER       | BB       | SO       | 2B       | 3B       | HR       | WP       | BK       | HBP      | IBB      | Score        | W-L        | Sv       | ERA         | NP       |
|---------------|------------------|----------|------------|-----------|----------|----------|----------|----------|----------|----------|----------|----------|----------|----------|----------|--------------|------------|----------|-------------|----------|
| Feb 07        | vs Lipscomb      | 1.0      | 1          | 0         | 0        | 0        | 0        | 0        | 0        | 0        | 0        | 0        | 0        | 0        | 0        | 23-0         | 0-0        | 0        | 0.00        | 13       |
| Feb 08        | vs Bradley       | 2.0      | 2          | 0         | 0        | 0        | 0        | 0        | 0        | 0        | 0        | 0        | 0        | 0        | 0        | 9-1          | 1-0        | 0        | 0.00        | 19       |
| Feb 15        | vs Southern Miss | 2.1      | 1          | 0         | 0        | 0        | 0        | 1        | 0        | 0        | 0        | 0        | 1        | 0        | 0        | 12-4         | 2-0        | 0        | 0.00        | 40       |
| Feb 22        | vs Baylor        | 1.0      | 1          | 0         | 0        | 0        | 0        | 0        | 0        | 0        | 0        | 0        | 0        | 0        | 0        | 8-0          | 2-0        | 0        | 0.00        | 20       |
| Mar 01        | IOWA             | 1.0      | 0          | 0         | 0        | 0        | 1        | 0        | 0        | 0        | 0        | 0        | 0        | 0        | 0        | 12-0         | 2-0        | 0        | 0.00        | 9        |
| Mar 02        | MISSOURI STATE   | 2.0      | 4          | 1         | 1        | 0        | 1        | 0        | 0        | 0        | 0        | 0        | 0        | 0        | 0        | 13-2         | 3-0        | 0        | 0.75        | 38       |
| Mar 07        | at Ole Miss      | 0.1      | 2          | 1         | 1        | 0        | 0        | 1        | 0        | 0        | 0        | 0        | 0        | 0        | 0        | 1-9          | 3-0        | 0        | 1.45        | 6        |
| <b>Totals</b> |                  | <b>0</b> | <b>9.2</b> | <b>11</b> | <b>2</b> | <b>2</b> | <b>0</b> | <b>2</b> | <b>2</b> | <b>0</b> | <b>0</b> | <b>0</b> | <b>0</b> | <b>1</b> | <b>0</b> | <b>78-16</b> | <b>3-0</b> | <b>0</b> | <b>1.45</b> | <b>-</b> |


## CAREER HIGHS

| Category       | No. | Opponent (Last)    | Date    |
|----------------|-----|--------------------|---------|
| Innings        | 2.1 | Southern Miss      | 2/15/25 |
| Longest Start  | 0.0 | -                  | -       |
| Shortest Start | 0.0 | -                  | -       |
| Longest Relief | 2.1 | Southern Miss      | 2/15/25 |
| Hits           | 2   | Bradley            | 2/8/25  |
| Runs           | 0   | 3x (Southern Miss) | 2/15/25 |
| Earned Runs    | 0   | 3x (Southern Miss) | 2/15/25 |
| Walks          | 0   | 3x (Southern Miss) | 2/15/25 |
| Strikeouts     | -   | -                  | -       |
| Pitches        | 40  | Southern Miss      | 2/15/25 |


## PLAYER PROFILE

- » Posted a 0.68 ERA with 147 strikeouts while limiting opponents to a .172 batting average while posting a 15-2 record as a senior while leading Windermere High School to a 23-5 record and FHSAA Class 7A State Semi-final appearance.
- » Tallied a 1.03 ERA and 0.81 WHIP with 102 strikeouts and only 11 walks as a junior in 2023.
- » Played travel ball with Tennessee Mojo Fisher.
- » Recorded a 1.44 ERA while going 11-5 with 115 strikeouts as a sophomore
- » As a freshman in 2021, she threw 13 games and in 70 innings had a 0.80 ERA with a 0.80 WHIP and a K's to walk ratio of 7.125
- » Played varsity as a sixth grader at Windermere High School in Windermere, Fla.
- » Cousin is former Oklahoma catcher and three-time All-American Jessica Shults
- » Is a fan of the Atlanta Braves and enjoys wakesurfing in her free time.
- » Was a National Honor Society member in high school.

## 2025 ARKANSAS RAZORBACKS



**1**  
**RAIGAN KRAMER**  
 Sr. • 5-4 • L/R  
 OF • Topeka, Kan.  
 Reagan




**4**  
**REIS BEUERLEIN**  
 Jr. • 5-9 • R/R  
 RHP • Cave Creek, Ariz.  
 BUR-line



**5**  
**ASHTYN REICHARDT**  
 Fr. • 5-7 • L/I  
 OF • Katy, Texas




**6**  
**ELLA MCDOWELL**  
 Fr. • 5-6 • R/R  
 INF • Richmond, Texas



**7**  
**COURTNEY DAY**  
 Sr. • 5-10 • R/R  
 UTL • Pearland, Texas



**11**  
**ROBYN HERRON**  
 Jr. • 5-10 • R/L  
 LHP • Tampa, Fla.  
 Heron




**12**  
**PAYTON BURNHAM**  
 Fr. • 5-8 • R/R  
 RHP/UTL • Eugene, Ore.




**13**  
**KASEY WOOD**  
 So. • 5-8 • R/R  
 UTL • Bentonville, Ark.




**14**  
**KARLIE DAVISON**  
 Jr. • 5-8 • R/R  
 INF • Torrance, Calif.



**16**  
**RAMSEY WALKER**  
 Sr. • 5-7 • R/R  
 OF • Shreveport, La.



**17**  
**KENNEDY MILLER**  
 So. • 5-8 • R/R  
 C • Georgetown, Texas



**21**  
**AVA CARTER**  
 Fr. • 5-6 • L/R  
 OF • Paragould, Ark.




**23**  
**REAGAN JOHNSON**  
 Jr. • 5-4 • L/R  
 OF • Karnes City, Texas




**25**  
**CAM HARRISON**  
 Fr. • 6-0 • R/R  
 RHP/UTL • Brookshire, Texas



**26**  
**ATALYIA RIJO**  
 Jr. • 5-7 • L/R  
 INF • Horseheads, N.Y.  
 Uh-TAL-ia RE-ho




**28**  
**CARLEE RATCLIFF**  
 Sr. • 5-5 • R/R  
 UTL • New Boston, Texas




**34**  
**JAYDEN RAMOS**  
 Fr. • 5-10 • R/R  
 UTL • Fresno, Calif.



**45**  
**JAYDEN WELLS**  
 So. • 5-6 • R/R  
 UTL • Paris, Ark.



**46**  
**KAILEY WYCKOFF**  
 Jr. • 5-7 • L/L  
 UTL • Katy, Texas  
 Why-KOFF



**77**  
**BRI ELLIS**  
 Sr. • 5-10 • R/R  
 INF • Houston, Texas



**99**  
**LEXI KING**  
 Fr. • 5-8 • R/R  
 RHP • Windmere, Fla.



**COURTNEY DEIFEL**  
 Head Coach • 3rd Base Coach  
 10th Season



**MATT MEUCHEL**  
 Asst. Coach • Umpire Appeals  
 Ninth Season



**DJ GASSO**  
 Asst. Coach  
 Second Season



**DANIELLE GIBSON WHORTON**  
 Asst. Coach  
 Second Season