

ARKANSAS SOFTBALL GAME NOTES

2025 SCHEDULE

OVERALL: 20-3 | SEC: 1-2

H: 5-0 | A: 3-2 | N: 12-1 | T10: 0-1 | TOP 25: 1-3

GAMES 24-25 | MARCH 15 | vs. OKLAHOMA | 1 P.M. (DH)

SEC NETWORK+ ||| MARCH 15 ||| FAYETTEVILLE, ARK. ||| BOGLE PARK

| DATE | OPPONENT | LOCATION | TIME/RESULT |
|------|---------------------------|------------------------|-------------|
| F6 | at Texas State % | San Marcos, Texas | W, 3-1 |
| F7 | vs. Lipscomb % | San Marcos, Texas | W, 23-0 (5) |
| F7 | vs. Bradley % | San Marcos, Texas | W, 3-1 |
| F8 | vs. Bradley % | San Marcos, Texas | W, 9-1 (6) |
| F8 | vs. San Diego % | San Marcos, Texas | W, 2-1 |
| F14 | vs. ULM † | Ruston, La. | W, 11-2 (6) |
| F14 | at Louisiana Tech † | Ruston, La. | W, 9-1 (5) |
| F15 | vs. Southern Miss † | Ruston, La. | W, 12-4 (6) |
| F16 | vs. Southern Miss † | Ruston, La. | W, 12-3 (5) |
| F16 | vs. ULM † | Ruston, La. | W, 10-0 (5) |
| F20 | vs. Rutgers § | Cathedral City, Calif. | W, 10-0 (5) |
| F20 | vs. Cal State Fullerton § | Cathedral City, Calif. | W, 10-0 (5) |
| F21 | vs. Loyola Marymount § | Cathedral City, Calif. | W, 6-2 |
| F22 | vs. Baylor § | Cathedral City, Calif. | W, 8-0 (5) |
| F22 | vs. No. 4 UCLA § | Cathedral City, Calif. | L, 9-1 (6) |
| F28 | Iowa ^ | Fayetteville | W, 9-0 (5) |
| F28 | Illinois ^ | Fayetteville | W, 12-4 (6) |
| M1 | Iowa ^ | Fayetteville | W, 12-0 (5) |
| M1 | Illinois ^ | Fayetteville | W, 10-1 (6) |
| M2 | Missouri State ^ | Fayetteville | W, 13-2 (5) |
| M7 | at Ole Miss* | Oxford, Miss. | L, 9-1 (6) |
| M8 | at Ole Miss* | Oxford, Miss. | L, 9-3 |
| M9 | at Ole Miss* | Oxford, Miss. | W, 20-3 (5) |
| M14 | Oklahoma* | Fayetteville | 1 p.m. |
| M15 | Oklahoma* | Fayetteville | 4 p.m. |
| M16 | Oklahoma* | Fayetteville | 11 a.m. |
| M18 | Central Arkansas | Fayetteville | 11:30 a.m. |
| M22 | at Tennessee* | Knoxville, Tenn. | 4:30 p.m. |
| M23 | at Tennessee* | Knoxville, Tenn. | 11 a.m. |
| M24 | at Tennessee* | Knoxville, Tenn. | 6 p.m. |
| M28 | Kentucky* | Fayetteville | 6 p.m. |
| M29 | Kentucky* | Fayetteville | 4 p.m. |
| M30 | Kentucky* | Fayetteville | Noon |
| A4 | at Florida* | Gainesville, Fla. | 5 p.m. |
| A5 | at Florida* | Gainesville, Fla. | 4 p.m. |
| A6 | at Florida* | Gainesville, Fla. | 1 p.m. |
| A7 | at North Florida | Jacksonville, Fla. | TBA |
| A11 | South Carolina* | Fayetteville | 6 p.m. |
| A12 | South Carolina* | Fayetteville | 7 p.m. |
| A13 | South Carolina* | Fayetteville | 1 p.m. |
| A15 | at Central Arkansas | Conway, Ark. | TBA |
| A18 | Colorado State | Fayetteville | 2:30 p.m. |
| A18 | Colorado State | Fayetteville | 5 p.m. |
| A19 | Colorado State | Fayetteville | 10:30 a.m. |
| A25 | at Texas A&M* | College Station, Texas | 6 p.m. |
| A26 | at Texas A&M* | College Station, Texas | 4 p.m. |
| A27 | at Texas A&M* | College Station, Texas | Noon |
| M1 | LSU* | Fayetteville | 6 p.m. |
| M2 | LSU* | Fayetteville | 6 p.m. |
| M3 | LSU* | Fayetteville | 1 p.m. |
| M6 | SEC Tournament | Athens, Ga. | TBA |
| M7 | SEC Tournament | Athens, Ga. | TBA |
| M8 | SEC Tournament | Athens, Ga. | TBA |
| M9 | SEC Tournament | Athens, Ga. | TBA |
| M10 | SEC Tournament | Athens, Ga. | TBA |

% Texas State Tournament | † LA Tech Tournament

§ Mary Nutter Classic | ^ Woos Pig Classic

& Razorback Rumble | * SEC games

@ NCAA Tournament

Home games played at Bogle Park | Times central/subject to change



23-0

3-0 SEC

#1 OKLAHOMA SOONERS

In the Polls.....2 (SA) | 1 (D1Softball)
.....1 (ESPN/USA SOFTBALL) | 1 (NFCA)
Head Coach.....Patty Gasso
Career Record.....1,537-352-5 (31st Season)
Record at Oklahoma.....Same



20-3

1-2 SEC

#12/15 ARKANSAS RAZORBACKS

In the Polls.....18 (SA) | 19 (D1Softball)
.....15 (ESPN/USA SOFTBALL) | 12 (NFCA)
Head Coach.....Courtney Deifel
Career Record.....362-195 (11th Season)
Record at Arkansas.....335-168 (10th Season)

RAZORBACK NOTABLES

>> The Arkansas Razorbacks are 20-3 this season and have earned run-rule victories in 16 games. The Hogs walloped No. 25 Ole Miss 20-3 in their most recent matchup on March 9. The 20 runs scored were a single-game program record for a conference contest and the most by an Arkansas team against a ranked opponent in program history.

>> The Hogs are 5-0 at Bogle Park this season and own a 184-71 (.719) at Bogle Park since Courtney Deifel took over the program in 2016.

>> Junior left-hander Robyn Herron is 7-1 this season with a 1.30 ERA and team-best 56 strikeouts in 43.0 innings pitched while limiting opposing hitters to a .136 batting average. Herron entered the week, ranking sixth nationally in hits allowed per 7 inn. (3.26) and 11th in shutouts (3). She has carried a no-hitter into the fifth inning in four of her last seven starts, highlighted by a no-hitter against ULM on Feb. 16 in which she struck out 11 batters in her five innings of work in a 10-0 win.

>> As of March 10, Senior first baseman Bri Ellis is tied for the national lead with 13 home runs this season, sharing the spot with Taylor Shumaker of Florida and is the national leader in on-base percentage (.683) and slugging percentage (1.396). She is only the second DI player since 2012 to lead the NCAA in all three categories joining Louisiana Lafayette's Lexie Elkins who accomplished the feat in 2016.

>> 2B Karlie Davison is coming off an impressive weekend at the plate in which she hit .444 with four hits, including a double and triple while being hit by a pitch twice at Ole Miss.

>> Courtney Day (36) and Bri Ellis (40) have combined for more RBI (76) than 117 Division I programs this season, entering this week. Individually, Ellis has more RBI than 29 DI programs while Day has more than 21.

>> UTL Kailey Wyckoff is batting .348 this season with 23 hits, 17 RBI, six doubles, three homers, 26 runs scored and a .465 on-base percentage.

>> Senior left fielder Raigan Kramer is batting .422 this season with 19 hits, 12 RBI, three doubles, a homer, 23 runs scored and a .569 on-base percentage to go along with 17 walks.

>> Arkansas UTL Courtney Day has made a statement in her return to college softball by batting .379 with eight home runs, 22 hits, 19 runs scored and 36 RBI while drawing 11 walks and posting an impressive .931 slugging percentage and a .486 on-base percentage. She ranked eighth nationally in RBI per game entering the week.

>> The Razorbacks have been ranked in the Top 25 of the NFCA Coaches poll for a program-best 77 consecutive weeks dating back to the start of the 2020 season. Arkansas is one of seven programs nationally to have appeared in the Top 25 of every NFCA Coaches Poll since the start of the 2020 season joining, Oklahoma, Florida, UCLA, Oklahoma State, Alabama and Florida State.

BY THE NUMBERS



| .367 | 209 | 209 | 89 | 23-25 | 2.36 | .188 |
|------|------|------|-----|--------|------|-----------|
| AVG. | RUNS | HITS | XBH | SB-ATT | ERA | OPP. AVG. |
| .349 | 205 | 199 | 93 | 39-45 | 1.80 | .191 |

2025 ARKANSAS RAZORBACKS SOFTBALL ROSTER

NUMERICAL ROSTER

| # | NAME | POS. | B/T | CLASS | HT. | PREVIOUS SCHOOL | HOMETOWN |
|----|------------------|---------|-----|-------|------|-------------------------------|--------------------|
| 1 | Raigan Kramer | OF | L/R | Sr. | 5-4 | Seaman HS | Topeka, Kan. |
| 4 | Reis Beuerlein | RHP | R/R | Jr. | 5-9 | Pinnacle HS/Mississippi State | Cave Creek, Ariz. |
| 5 | Ashtyn Reichardt | OF | L/L | Fr. | 5-7 | Katy HS | Katy, Texas |
| 6 | Ella McDowell | INF | R/R | Fr. | 5-6 | Foster HS | Richmond, Texas |
| 7 | Courtney Day | UTL | R/R | Sr. | 5-10 | Glenda Dawson HS/Texas | Pearland, Texas |
| 11 | Robyn Herron | LHP | R/L | Jr. | 5-10 | Sickles HS | Tampa, Fla. |
| 12 | Payton Burnham | RHP/UTL | R/R | Fr. | 5-8 | Sheldon HS | Eugene, Ore. |
| 13 | Kasey Wood | UTL | R/R | So. | 5-8 | Bentonville HS | Bentonville, Ark. |
| 14 | Karlee Davison | INF | R/R | Jr. | 5-8 | Chadwick HS/Utah | Torrance, Calif. |
| 16 | Ramsey Walker | OF | R/R | Fr. | 5-7 | Calvary-Baptist Academy | Shreveport, La. |
| 17 | Kennedy Miller | C | R/R | So. | 5-8 | Georgetown HS | Georgetown, Texas |
| 21 | Ava Carter | OF | L/R | Fr. | 5-6 | Greene County Tech HS | Paragould, Ark. |
| 23 | Reagan Johnson | OF | L/R | Jr. | 5-4 | Karnes City HS | Karnes City, Texas |
| 25 | Cam Harrison | RHP/UTL | R/R | Fr. | 6-0 | Katy HS | Brookshire, Texas |
| 26 | Atalyia Rijo | INF | L/R | Jr. | 5-7 | Corning-Painted Post HS | Horseheads, N.Y. |
| 28 | Carlee Ratcliff | UTL | R/R | Sr. | 5-5 | New Boston HS/Texas | New Boston, Texas |
| 34 | Jayden Ramos | INF | R/R | Fr. | 5-10 | Central HS | Fresno, Calif. |
| 45 | Jayden Wells | UTL | R/R | So. | 5-6 | Paris HS | Paris, Ark. |
| 46 | Kailey Wyckoff | UTL | L/L | Jr. | 5-7 | Katy HS/Texas Tech | Katy, Texas |
| 77 | Bri Ellis | INF | R/R | Sr. | 5-10 | Memorial HS/Auburn | Houston, Texas |
| 99 | Lexi King | RHP | R/R | Fr. | 5-8 | Windermere HS | Windermere, Fla. |

COACHING STAFF

| | |
|--------------------|--|
| Head Coach | Courtney Deifel (California, 2003) - 10th Season |
| Assistant Coach | Matt Meuchel (Arizona State, 2000) - 9th Season |
| Assistant Coach | DJ Gasso (Bradley, 2017) - Second Season |
| Assistant Coach | Danielle Gibson Whorton (Arkansas, 2022) - Second Season |
| Graduate Assistant | Paytience Holman (SEMO, 2024) - First Season |
| Graduate Assistant | Mariah Lopez (Utah, 2024) - First Season |

SUPPORT STAFF

| | |
|------------------------|--|
| Sport Administrator | Dan Trump (Cal, 1992) |
| Director of Operations | Dan Bartosik (Arkansas, 2015) |
| Athletic Trainer | Andrew Kreis (Texas State, 2014) |
| SID | Hunter Corneliusen (Kansas State, 2020) |
| Creative | Meaghan Frazier (Minnesota, 2020) |
| Sports Nutrition | Abby Burns (Wisconsin Platteville, 2021) |

PRONUNCIATION GUIDE

| | |
|-------------------------|-----------------|
| #1 Raigan Kramer | Reagan |
| #4 Reis Beuerlein | Reese BUR-line |
| #5 Ashtyn Reichardt | RIKE-hard |
| #11 Robyn Herron | Heron |
| #26 Atalyia Rijo | Uh-TAL-ia RE-ho |
| #46 Kailey Wyckoff | Why-KOFF |
| Courtney Deifel | DIE-ful |
| Matt Meuchel | Michael |
| DJ Gasso | Gas-OH |
| Danielle Gibson Whorton | Horton |

ALPHABETICAL ROSTER

| # | NAME | POS. |
|----|------------------|---------|
| 4 | Reis Beuerlein | RHP |
| 12 | Payton Burnham | RHP/UTL |
| 21 | Ava Carter | UTL |
| 14 | Karlee Davison | INF |
| 7 | Courtney Day | UTL |
| 77 | Bri Ellis | INF |
| 25 | Cam Harrison | RHP/UTL |
| 11 | Robyn Herron | LHP |
| 23 | Reagan Johnson | OF |
| 99 | Lexi King | P |
| 1 | Raigan Kramer | OF |
| 6 | Ella McDowell | INF |
| 17 | Kennedy Miller | C |
| 34 | Jayden Ramos | INF |
| 28 | Carlee Ratcliff | UTL |
| 5 | Ashtyn Reichardt | OF |
| 26 | Atalyia Rijo | INF |
| 16 | Ramsey Walker | OF |
| 45 | Jayden Wells | UTL |
| 13 | Kasey Wood | RHP/UTL |
| 46 | Kailey Wyckoff | UTL |

RAZORBACKS BY CLASS

SENIORS (4)

Courtney Day, Bri Ellis, Raigan Kramer, Carlee Ratcliff

JUNIORS (6)

Reis Beuerlein, Karlee Davison, Robyn Herron, Reagan Johnson, Atalyia Rijo, Kailey Wyckoff

SOPHOMORES (3)

Kennedy Miller, Jayden Wells, Kasey Wood

FRESHMAN (8)

Payton Burnham, Ava Carter, Cam Harrison, Lexi King, Ella McDowell, Jayden Ramos, Ashtyn Reichardt, Ramsey Walker

RAZORBACKS BY STATE

TEXAS (9)

Courtney Day, Bri Ellis, Cam Harrison, Reagan Johnson, Ella McDowell, Kennedy Miller, Carlee Ratcliff, Ashtyn Reichardt, Kailey Wyckoff

ARKANSAS (3)

Ava Carter, Jayden Wells, Kasey Wood

ARIZONA (1)

Reis Beuerlein

LOUISIANA (1)

Ramsey Walker

CALIFORNIA (2)

Karlee Davison, Jayden Ramos

FLORIDA (2)

Robyn Herron, Lexi King

KANSAS (1)

Raigan Kramer

OREGON (1)

Payton Burnham

NEW YORK (1)

Atalyia Rijo

2025 TEAM QUICK FACTS

TEAM INFORMATION

| | |
|---------------------------------------|-----------|
| 2024 Overall Record..... | 37-18 |
| 2024 SEC Record..... | 14-10 |
| 2024 SEC Finish..... | 4th |
| 2024 NCAA Postseason | Regionals |
| Home Record | 19-11 |
| Away Record | 6-2 |
| Neutral Record..... | 12-5 |
| Student-Athletes Returning/Lost | 12/12 |
| Starters Returning/Lost..... | 5/4 |
| Newcomers | 11 |

COACHING STAFF

| | |
|---|---------------------------------|
| Head Coach | Courtney Deifel (10th Season) |
| Record at Arkansas | 335-168 (.662) |
| Career Record | 362-195 (.641) |
| Assistant Coach..... | Matt Meuchel (Ninth Season) |
| Assistant Coach..... | DJ Gasso (Second Season) |
| Assistant Coach Danielle Gibson Whorton (Second Season) | |
| Graduate Manager..... | Mariah Lopez (First Season) |
| Graduate Manager..... | Paytience Holman (First Season) |
| Director of Operations | Dan Bartosik (Third Season) |

TEAM HISTORY

| | |
|-----------------------------------|----------------------------|
| First Year of Program..... | 1997 |
| All-Time Record | 857-800 (.517) |
| All-Time SEC Record | 278-447 (.383) |
| SEC Championships/Last | 2 (2022) |
| SEC Tournament Championships..... | 2022 |
| NCAA Appearances/Last..... | 13 (2024) |
| Highest Preseason Rank..... | 6/7 (2023) |
| Highest Preseason SEC..... | 3rd (2023/2022) |
| Highest In-Season Rank | 4 (ESPN/NFCA) (Wk 2, 2023) |

UNIVERSITY INFORMATION

| | |
|---|-------------------------|
| Location | Fayetteville, Ark. |
| Founded | March 27, 1871 |
| Enrollment | 27,558 |
| Nickname | Razorbacks |
| School Colors | Cardinal and White |
| Conference..... | Southeastern (SEC) |
| Chancellor | Dr. Charles F. Robinson |
| Vice Chancellor/Director of Athletics | Hunter Yurachek |
| Faculty Athletic Representative | Paul Adams |
| University Website | www.uark.edu |
| Athletics Website | ArkansasRazorbacks.com |

FACILITY INFORMATION

| | |
|-----------------------|--------------------------------|
| Home Field..... | Bogle Park |
| Opened..... | 2009 |
| Dimensions..... | (LF - 200, CF - 220, RF - 200) |
| Chair-back Seats..... | 1,200 |

COMMUNICATIONS

| | |
|---------------------------------------|--------------------|
| Assistant Director (SB Contact) | Hunter Corneliusen |
| Email..... | hc068@uark.edu |
| Cell..... | 479-380-2194 |
| Assistant AD for Communications | Kyle Parkinson |

Mailing Address
Razorback Communications
PO Box 7777
Fayetteville, AR 72702-7777

Overnight Address
Razorback Communications
1240 W. Leroy Pond Dr.
Fayetteville, AR 72701

| MONDAY 10 | TUESDAY 11 | WEDNESDAY 12 | THURSDAY 13 | FRIDAY 14 | SATURDAY 15 | SUNDAY 16 |
|-------------|--|----------------|---------------|--|--|----------------------------------|
| OFF | MEDIA Courtney Deifel DJ Gasso Karlie Davison Kailey Wyckoff | | | vs. Oklahoma 6 p.m. SEC Network+ | vs. Oklahoma 4 p.m. SEC Network+ | vs. Oklahoma 11 a.m. ESPNU |

ARKANSASRAZORBACKS.COM

For updated game notes, statistics, stories, photos, fan information, tickets, latest information on Razorback Softball, please visit arkansasrazorbacks.com/softball.

MEDIA AVAILABILITY

Above is a general weekly schedule of media availability for the Arkansas Softball team. All interview requests should be made to Arkansas Assistant Communications Director Hunter Corneliusen at least 24 hours in advance. All media availability times are subject to change. Members of the media are expected to adhere to these policies at all times. Please contact Hunter Corneliusen for any changes in the schedule.

COACH/PLAYER AVAILABILITY

Coach Deifel assistant coaches and select student-athletes are available for interviews by contacting Hunter Corneliusen. Specific interview request should be made at least 24 hours in advance to ensure availability. Additional requests will be granted based on student-athlete availability throughout the week.

Postgame interviews with Coach Deifel and select players will be conducted on zoom following the home games at Bogle Park. If there is multiple games during a day it will take place after the Razorbacks' final game.

SOCIAL MEDIA

Arkansas fans can access the most in-depth information regarding Razorback Softball through social media opportunities available online.

- **X** - @RazorbackSB - Direct coverage of Arkansas Softball
- **Instagram** - @razorbacksb - Photos and video
- **Facebook** - Arkansas Razorbacks Softball - Latest news
- **X** - @ArkRazorbacks - General athletic department information

GAME DAY / PRESS SERVICES

Press releases, statistics and game information will be available throughout the season on arkansasrazorbacks.com/softball. Credentialed, local and national media members may request to be added to email lists to automatically receive up-to-date information on Razorback Softball. Notes and statistics will be available digitally on game days. Wireless internet is available to all credentialed media members and game day personnel. Media and personnel interested in obtaining Wifi information need to contact assistant communications director Hunter Corneliusen.

CREDENTIALS

Media Members wishing to cover Arkansas Softball should contact Hunter Corneliusen at least 48 hours prior to each home contest/series. All credentials will be issued on a game-to-game/series-to-series basis. Credentials will be available for pick up on game days at Ticket Office Will Call which is located at the main gate behind home plate at Bogle Park.



THE LAST TIME OUT



March 9, 2025

| SCORE BY INNINGS | 1 | 2 | 3 | 4 | 5 | 6 | 7 | R | H | E |
|------------------|---|---|---|---|---|---|---|----|----|---|
| Arkansas | 5 | 0 | 3 | 7 | 5 | x | x | 20 | 14 | 0 |
| Ole Miss | 1 | 0 | 2 | 0 | 0 | x | x | 3 | 5 | 3 |

WP-Herron (7-1) LP- Guachino (9-4) | T:2:13 | A- 969

OXFORD, Miss. - The No. 10 Arkansas Razorbacks exploded for 20 runs in a 20-3 (5 inn.) thrashing of No. 25 Ole Miss during the series finale on Sunday afternoon at the Ole Miss Softball Stadium.

The 20 runs scored were a program record in a conference game for Arkansas and tied for the second-most in a single game in program history.

The Razorbacks also tied the program record for run-rule victories in a season with 16. They now share the record with the 2014 team.

Arkansas jumped out to an early lead by plating five in the first inning, three in the third, seven in the fourth and five in the fifth. The Razorbacks tallied 14 hits in the contest while reaching base 12 times by way of walks or being hit by a pitch. Eight of nine Arkansas starters collected hits in the triumph.

Bri Ellis tied a career-high with five RBI in the victory, three of which came from a three-run home run in the top of the third inning. Reagan Johnson led Arkansas with three hits at the plate, including two first-inning singles. Ella McDowell went 2-3 with a career-high four RBI and Courtney Day had a 3-5 effort at the plate that featured three RBI.

Robyn Herron improved to 7-1 on the season after allowing three runs on five hits and six walks while striking out four in a complete-game effort. Miali Guachino took the loss for the Rebels after allowing five runs on two hits and two walks in 0.1 innings of work.

SERIES HISTORY



Oklahoma
Sooners

Overall Record: 2-25
H: 1-8 A: 1-15 N: 0-2

| Date | Result | Score | Location |
|----------------|--------|----------|----------------------|
| Feb. 13, 2000 | L | 5-3 | Arlington, Texas (8) |
| Feb. 23, 2000 | L | 3-0 | Norman, Okla. (8) |
| Feb. 23, 2000 | L | 6-2 | Norman, Okla. (8) |
| Feb. 10, 2001 | L | 8-0 | Arlington, Texas (2) |
| Feb. 20, 2001 | L | 2-0 | Fayetteville (2) |
| Feb. 20, 2001 | L | 3-2 | Fayetteville (2) |
| March 2, 2005 | L | 12-0 (5) | Norman, Okla. (12) |
| March 2, 2005 | L | 8-0 (6) | Norman, Okla. (12) |
| May 1, 2006 | L | 5-4 | Fayetteville (23) |
| May 1, 2006 | L | 5-0 | Fayetteville (23) |
| Feb. 28, 2007 | L | 14-0 (5) | Norman, Okla. (6) |
| Feb. 28, 2007 | L | 10-2 (5) | Norman, Okla. (6) |
| April 7, 2008 | W | 3-2 | Fayetteville (11) |
| April 7, 2008 | L | 3-2 (8) | Fayetteville (11) |
| May 17, 2008 | L | 6-5 (11) | Norman, Okla. (7) |
| April 8, 2009 | W | 8-7 | Norman, Okla. (13) |
| May 16, 2009 | L | 21-2 | Norman, Okla. |
| 3-24, 2010 | L | 6-1 | Fayetteville |
| May 18, 2013 | L | 10-5 | Norman, Okla. |
| April 19, 2013 | L | 14-1 (5) | Norman, Okla. |
| April 30, 2014 | L | 10-2 (5) | Fayetteville (12) |
| April 8, 2015 | L | 10-1 (5) | Norman, Okla. (5) |
| April 20, 2016 | L | 3-1 | Fayetteville (9) |
| April 5, 2017 | L | 4-2 | Norman, Okla. (11) |
| May 20, 2017 | L | 5-3 | Norman, Okla. (6) |
| May 25, 2018 | L | 7-2 | Norman, Okla. (4) |
| May 26, 2018 | L | 9-0 | Norman, Okla. (4) |

THE LAST MEETING

May 26, 2018 (Norman, Okla.)

| SCORE | 1 | 2 | 3 | 4 | 5 | 6 | 7 | - | R | H | E |
|----------|---|---|---|---|---|---|---|---|---|----|---|
| Oklahoma | 2 | 0 | 0 | 0 | 3 | 2 | 2 | - | 9 | 11 | 0 |
| Arkansas | 0 | 0 | 0 | 0 | 0 | 0 | 0 | - | 0 | 6 | 2 |

Time | 2:37

Attendance | 1967 | HR: Alo (28); Aviu

Arkansas 0 (42-17)

| Player | pos. | ab | r | h | rbi | bb | so | po | a | lob |
|---------------|------|----|---|---|-----|----|----|----|---|-----|
| Hannah McEwen | rf | 3 | 0 | 1 | 0 | 0 | 4 | 0 | 1 | |
| Autumn Buczek | 3b | 3 | 0 | 1 | 0 | 0 | 0 | 2 | 1 | |
| Katie Warrick | dh | 1 | 0 | 0 | 0 | 0 | 0 | 0 | 0 | |
| Mary Haff | p/dh | 2 | 0 | 0 | 0 | 2 | 0 | 1 | 2 | |
| Ashley Diaz | 1b | 3 | 0 | 1 | 0 | 0 | 4 | 0 | 1 | |
| Sydney Parr | pr | 0 | 0 | 0 | 0 | 0 | 0 | 0 | 0 | |
| A.J. Belans | ss | 3 | 0 | 1 | 0 | 2 | 4 | 0 | 0 | |
| Loren Krzysko | cf | 3 | 0 | 0 | 0 | 1 | 3 | 0 | 1 | |
| Tori Cooper | lf | 3 | 0 | 2 | 0 | 0 | 1 | 2 | 0 | |
| Kayla Green | c | 2 | 0 | 0 | 0 | 1 | 3 | 0 | 0 | |
| Haydi Bugarin | 2b | 2 | 0 | 0 | 0 | 2 | 1 | 2 | 0 | |
| Totals | | 25 | 0 | 6 | 0 | 1 | 9 | 21 | 5 | 7 |

| Arkansas | ip | h | r | er | bb | so | ab | bf |
|--------------------------|-----|---|---|----|----|----|----|----|
| Autumn Storms L, (12-10) | 2.0 | 5 | 5 | 5 | 4 | 0 | 11 | 15 |
| Mary Haff | 3.2 | 3 | 2 | 2 | 2 | 1 | 14 | 16 |
| Caroline Hedgcock | 1.1 | 3 | 2 | 0 | 0 | 2 | 9 | 9 |

Oklahoma (55-3)

| Player | pos. | ab | r | h | rbi | bb | so | po | a | lob |
|-------------|------|----|---|----|-----|----|----|----|---|-----|
| S. Romero | 3b | 5 | 1 | 1 | 0 | 0 | 4 | 1 | 0 | |
| J. Alo | lf | 4 | 2 | 3 | 2 | 1 | 0 | 3 | 0 | 2 |
| S. Knighten | 1b | 4 | 1 | 1 | 0 | 1 | 0 | 0 | 0 | 2 |
| N. Pendley | cf | 5 | 1 | 1 | 0 | 0 | 0 | 1 | 0 | 3 |
| C. Clifton | 2b | 2 | 1 | 0 | 0 | 2 | 2 | 1 | 0 | |
| N. Mendes | rf | 4 | 2 | 2 | 2 | 0 | 0 | 0 | 0 | |
| F. Aviu | dh | 4 | 1 | 2 | 4 | 0 | 0 | 0 | 2 | |
| K. Arnold | ss | 3 | 0 | 0 | 0 | 0 | 2 | 1 | 1 | |
| E. Flores | ph | 1 | 0 | 0 | 0 | 0 | 1 | 0 | 0 | |
| L. Wodach | c | 2 | 0 | 1 | 0 | 2 | 0 | 9 | 0 | |
| Totals | | 34 | 9 | 11 | 8 | 6 | 3 | 21 | 3 | 10 |

| Oklahoma | ip | h | r | er | bb | so | ab | bf |
|---------------------|-----|---|---|----|----|----|----|----|
| P. Parker W, (29-2) | 7.0 | 6 | 0 | 0 | 1 | 9 | 25 | 28 |

THE SECOND TO LAST MEETING

May 25, 2018 (Norman, Okla.)

| SCORE | 1 | 2 | 3 | 4 | 5 | 6 | 7 | - | R | H | E |
|----------|---|---|---|---|---|---|---|---|---|---|---|
| Arkansas | 0 | 0 | 0 | 1 | 0 | 1 | - | 2 | 5 | 3 | |
| Oklahoma | 0 | 2 | 3 | 0 | 2 | 0 | x | - | 7 | 9 | 2 |

Time | 2:18

Attendance | 1,938 | HR: J. Alo (28); S. Knighten (8)

Arkansas 2 (42-16)

| Player | pos. | ab | r | h | rbi | bb | so | po | a | lob |
|---------------|------|----|---|---|-----|----|----|----|---|-----|
| Hannah McEwen | rf | 4 | 0 | 1 | 1 | 0 | 0 | 1 | 0 | 0 |
| Autumn Buczek | 3b | 4 | 0 | 0 | 1 | 0 | 1 | 2 | 1 | 1 |
| Ashley Diaz | 1b | 3 | 0 | 1 | 0 | 0 | 0 | 8 | 0 | 2 |
| Katie Warrick | dh | 3 | 0 | 0 | 0 | 2 | 0 | 0 | 0 | |
| A.J. Belans | ss | 3 | 0 | 1 | 0 | 0 | 1 | 0 | 3 | 2 |
| Loren Krzysko | cf | 3 | 0 | 0 | 0 | 0 | 1 | 1 | 0 | 0 |
| Tori Cooper | lf | 3 | 0 | 0 | 0 | 0 | 0 | 1 | 0 | 1 |
| Kayla Green | c | 3 | 0 | 1 | 0 | 0 | 1 | 4 | 0 | 0 |
| Sydney Parr | pr | 0 | 1 | 0 | 0 | 0 | 0 | 0 | 0 | |
| Haydi Bugarin | 2b | 2 | 1 | 1 | 0 | 0 | 1 | 1 | 2 | 0 |
| Totals | | 28 | 2 | 5 | 2 | 0 | 7 | 18 | 8 | 6 |

| Arkansas | ip | h | r | er | bb | so | ab | bf |
|---------------------|-----|---|---|----|----|----|----|----|
| Mary Haff L, (29-7) | 2.0 | 5 | 4 | 4 | 1 | 2 | 11 | 12 |
| Autumn Storms | 3.0 | 3 | 3 | 1 | 1 | 1 | 15 | 16 |
| Caroline Hedgcock | 1.0 | 1 | 0 | 0 | 0 | 1 | 4 | 4 |

Oklahoma 7 (54-3)

| Player | pos. | ab | r | h | rbi | bb | so | po | a | lob |
|-------------|------|----|---|---|-----|----|----|----|---|-----|
| S. Romero | 3b | 4 | 0 | 0 | 0 | 0 | 2 | 1 | 2 | 3 |
| J. Alo | lf | 4 | 1 | 1 | 1 | 0 | 1 | 0 | 0 | 0 |
| S. Knighten | 1b | 4 | 1 | 1 | 1 | 0 | 0 | 9 | 0 | 0 |
| N. Pendley | cf | 4 | 1 | 2 | 0 | 0 | 0 | 2 | 0 | 1 |
| C. Clifton | 2b | 4 | 0 | 0 | 0 | 0 | 1 | 0 | 4 | 1 |
| N. Mendes | rf | 3 | 3 | 3 | 0 | 0 | 1 | 0 | 0 | |
| F. Aviu | dh | 3 | 0 | 1 | 2 | 0 | 0 | 0 | 0 | |
| R. Rogers | pr | 0 | 1 | 0 | 0 | 0 | 0 | 0 | 0 | |
| K. Arnold | ss | 1 | 0 | 0 | 1 | 2 | 0 | 0 | 2 | |
| L. Wodach | c | 3 | 0 | 1 | 0 | 0 | 0 | 7 | 0 | 2 |
| Totals | | 30 | 7 | 9 | 5 | 2 | 4 | 21 | 8 | 7 |

| Oklahoma | ip | h | r | er | bb | so | ab | bf |
|---------------------|-----|---|---|----|----|----|----|----|
| P. Lowary W, (10-1) | 6.0 | 3 | 1 | 1 | 0 | 6 | 23 | 24 |
| M. Lopez | 1.0 | 2 | 1 | 1 | 0 | 1 | 5 | 5 |

THE THIRD TO LAST MEETING

May 20, 2017 (Norman, Okla.)

| SCORE | 1 | 2 | 3 | 4 | 5 | 6 | 7 | - | R | H | E |
|----------|---|---|---|---|---|---|---|---|---|----|---|
| Oklahoma | 2 | 1 | 0 | 1 | 0 | 1 | 0 | - | 5 | 10 | 0 |
| Arkansas | 3 | 0 | 0 | 0 | 0 | 0 | 0 | - | 3 | 8 | 0 |

Time | 2:43

Attendance | 1,444

Arkansas 3 (31-24)

| Player | pos. | ab | r | h | rbi | bb | so | po | a | lob |
|--------------------|-------|----|---|---|-----|----|----|----|----|-----|
| Autumn Russell | 3b | 4 | 1 | 3 | 0 | 0 | 1 | 1 | 2 | 0 |
| Loren Krzysko | cf/lf | 4 | 1 | 1 | 0 | 0 | 0 | 0 | 0 | 1 |
| Tori Cooper | lf | 4 | 1 | 2 | 2 | 0 | 0 | 0 | 0 | 1 |
| Stephanie Canfield | cf | 0 | 0 | 0 | 0 | 0 | 0 | 0 | 0 | 0 |
| A.J. Belans | ss | 3 | 0 | 1 | 0 | 1 | 0 | 3 | 2 | 0 |
| Nicole Schroeder | rf | 2 | 0 | 0 | 0 | 2 | 1 | 1 | 0 | 0 |
| Madison Yannetti | 2b | 1 | 0 | 0 | 1 | 1 | 1 | 3 | 4 | 0 |
| Katie Warrick | dh | 4 | 0 | 1 | 0 | 0 | 2 | 0 | 0 | 3 |
| Ashley Diaz | 1b | 3 | 0 | 0 | 0 | 0 | 1 | 10 | 0 | 5 |
| Shelby Hiers | c | 3 | 0 | 0 | 0 | 0 | 1 | 3 | 1 | 0 |
| Totals | | 28 | 3 | 8 | 3 | 4 | 7 | 21 | 12 | 10 |

| Arkansas | ip | h | r | er | bb | so | ab | bf |
|---------------------|-----|---|---|----|----|----|----|----|
| Autumn Storms | 1.1 | 5 | 3 | 3 | 1 | 1 | 8 | 11 |
| Grace Moll L, (8-4) | 2.1 | 2 | 1 | 1 | 2 | 0 | 7 | 10 |
| Caroline Hedgcock | 3.1 | 3 | 1 | 1 | 2 | 2 | 12 | 14 |

Oklahoma 5 (51-9)

| Player | pos. | ab | r | h | rbi | bb | so | po | a | lob |
|-------------|-------|----|---|----|-----|----|----|----|---|-----|
| N. Mendes | rf/p | 4 | 1 | 3 | 0 | 0 | 0 | 2 | 0 | 0 |
| C. Clifton | 2b | 1 | 0 | 0 | 0 | 1 | 0 | 1 | 1 | 0 |
| S. Knighten | 1b | 1 | 1 | 1 | 2 | 2 | 0 | 3 | 0 | 0 |
| F. Aviu | dh/rf | 4 | 1 | 1 | 0 | 0 | 1 | 0 | 0 | 6 |
| S. Romero | 3b | 3 | 0 | 2 | 1 | 1 | 0 | 2 | 2 | 0 |
| N. Pendley | cf/rf | 4 | 0 | 2 | 1 | 0 | 0 | 1 | 0 | 0 |
| M. Hatfield | lf | 4 | 0 | 0 | 0 | 0 | 1 | 3 | 0 | 2 |
| L. Wodach | c | 3 | 0 | 0 | 0 | 0 | 1 | 7 | 0 | 0 |
| K. Lundberg | ph | 1 | 0 | 0 | 0 | 0 | 0 | 0 | 0 | 1 |
| K. Arnold | ss | 2 | 2 | 1 | 0 | 1 | 0 | 1 | 0 | 0 |
| Totals | | 27 | 5 | 10 | 4 | 5 | 3 | 21 | 4 | 9 |

| Oklahoma | ip | h | r | er | bb | so | ab | bf |
|---------------------|-----|---|---|----|----|----|----|----|
| M. Lopez | 0.0 | 3 | 3 | 3 | 1 | 0 | 4 | 5 |
| P. Parker W, (21-5) | 4.1 | 2 | 0 | 0 | 0 | 3 | 13 | 17 |
| N. Mendes | 0.1 | 0 | 0 | 0 | 0 | 0 | 2 | 3 |
| P. Lowary | 2.1 | 2 | 0 | 0 | 0 | 4 | 9 | 9 |

POWER IN THE PORTAL

Since taking over the program in 2016, head coach Courtney Deifel and her coaching staff have had tremendous success in the recruitment of players through the transfer portal.

>> Deifel has made 22 transfer portal additions during her time at Arkansas. Six Razorbacks on the 2025 roster arrived in Fayetteville by way of the transfer portal: Reis Beuerlein (2024, Mississippi State), Courtney Day (2025, Texas), Karlie Davison (2025, Utah), Bri Ellis (2024, Auburn), Carlee Ratcliff (2024, Texas) and Kailey Wyckoff (2025, Texas Tech).

Transfers under Courtney Deifel have accounted for:

- >> 8 NFCA All-America selections
- >> 14 NFCA All-Region honors
- >> 12 All-SEC Selections
- >> 1 SEC Player of the Year (*KB Sides*)
- >> 1 SEC Pitcher of the Year (*Chenise Delce*)

>> 11 of the 18 portal additions under Deifel that completed a season at Arkansas, experienced an increase in both wins and winning percentage in their first season as a Hog compared to their last at their previous program.

>> 11 of the Razorbacks' 14 transfer position players set single-season career highs in at least one offensive statistical category while eight set single-season career highs in four or more offensive categories.

BRI BOMBS

Bri Ellis is one of the most heralded sluggers in the nation in 2025. She is batting .547 with 13 home runs, 40 RBI, 74 total bases, 29 runs scored while posting a 1.396 slugging percentage and a .683 OBP. While her 61 career home runs are the most among all active D1 players.

>> Ellis hit .500 during a three-game series at Ole Miss while collecting four hits, four runs scored, two homers, seven RBI and three walks. She tied a career-high with five RBI in a 20-3 series finale win (March 9).

>> During the Wooo Pig Classic, Ellis hit .500 and posted a .778 on-base percentage, reaching base 14 times while only registering eight official at-bats. Ellis hit two home runs while drawing nine walks, five of which came intentionally (Feb. 28-March 2).

>> She batted .538 with two home runs, four RBI and seven hits during the Hogs' 4-1 weekend at the Mary Nutter Collegiate Classic (Feb. 20-22).

>> Ellis had a career weekend during the Razorbacks 5-0 showing at the LA Tech Classic (Feb. 14-16). The senior first baseman batted .667 with eight hits, three doubles, four home runs, 15 RBI, seven runs scored and five walks while posting a 1.917 slugging percentage and .722 on-base percentage. She recorded four multi-hit and four multi-RBI games. Seven of Ellis' eight hits went for extra bases and she did not strikeout once during her 18 plate appearances in the five contests.

>> In a 12-4 (6 inn.) win over Southern Miss, the right-handed slugger drove in a career-high five runs courtesy of a three-run home run and a two-run home run. The two-homer performance marked her fourth career multi-home run game and was her first as a Razorback.

>> She was named SEC Player of the Week (Feb. 17) and National Player of the Week by D1 Softball.

>> In a 12-4 (6 inn.) win over Southern Miss, the right-handed slugger drove in a career-high five runs courtesy of a three-run home run and a two-run home run. The two-homer performance marked her fourth career multi-home run game and was her first as a Razorback (Feb. 15).

>> In a 2-1 win over San Diego, Ellis had a bases-loaded walk-off RBI single to deep right-centerfield. She also hit a two-run home run in a 9-1 (6 inn.) win over Bradley earlier in the day (Feb. 8).

>> Ellis blasted a solo home run in her first at-bat of the season at Texas State on Feb. 6, 2025 and then followed it up the next day with a two-run blast in the record-breaking 23-0 win over Lipscomb (Feb. 7).

>> She led Arkansas in slugging percentage (.651), on-base percentage (.444), runs scored (36), home runs (14), RBI (47) and total bases (97) in 2024 while earning first-team SEC and NFCA All-Region honors and being named a Second-Team NFCA All-American.

HOME SWEET BOGLE

Bogle Park was the place to be in 2024, as a program-record 97,744 fans walked through the gates. All 10 of Bogle Park's all-time top 10 single-game attendance marks were also set in 2024. Arkansas played in front of home crowds of 3,000+ in 21 of its 27 regular season games at Bogle Park.



Arkansas' transfer portal class ranked No. 9 in the country, per D1Softball on Aug. 20, 2024, prior to the signing of Texas transfer and 2022 WCWS All-Tournament performer Courtney Day.

>> Arkansas is just one of three programs to rank in the top five in single-season attendance every year since COVID, joining the likes of Alabama and LSU.

>> The Razorbacks have ranked in the top three nationally in total home attendance in back-to-back seasons and have finished in the top five in national total attendance in each of their past five seasons at Bogle Park.

>> On May 4, 2024, Arkansas broke its single-game attendance record, with 3,937 in attendance for game three vs. Ole Miss.

>> In 2024, the Hogs have accumulated the third-highest cumulative attendance across NCAA softball (89,982). Arkansas averaged 3,333 fans per game.

>> Bogle Park hosted the highest attended SEC Softball Tournament in 2023 with 16,937 in the stands May 9-13, shattering Florida's previous record of 13,201 in 2022.

>> Between the 2022 and 2023 campaigns, Bogle Park drew crowds of 3,000+ 16 separate times.

>> Since its gates opened in 2009, Bogle Park has welcomed 456,428 fans through the turnstiles. Of those 456,428 fans 371,659 (81.42%) have come during head coach Courtney Deifel's tenure (2016-present).

>> Bogle Park was recognized by the National Fastpitch Coaches Association (NFCA) as the Netting Professionals/NFCA D1 Field of the Year in 2022.

MILLER TIME

Sophomore catcher Kennedy Miller quickly established herself as one of the best freshmen in the country during the 2024 season. She is batting .283 with two long balls and 13 RBI this season.

>> Named a D1 Softball and Softball America Freshman All-American in addition to being named a Top-25 Finalist for the TUCC/NFCA Freshman of the Year and earning NFCA First-Team All-South Region honors.

>> Miller started 52 games at catcher, batting .331 with 45 hits, eight home runs, five doubles, two triples, nine walks, 36 RBI and 23 runs scored. She finished second on the team in batting average and fourth on the team in home runs while ranking second on the team in multi-hit games (14) and recording eight multi-RBI games.

>> Her eight home runs were the most by an Arkansas freshman since Kacie Hoffman also belted eight in 2022.

THE HEAD HOG

Head coach Courtney Deifel is the program's all-time wins leader.

WINNINGEST ARKANSAS HEAD COACHES

| Rank | Coach | Record | Years | NCAA Appearances |
|------|-------------------|-----------|------------|------------------|
| 1. | Courtney Deifel | 335-168 | 2016-pres. | 7 |
| 2. | Carrie Dever-Boaz | 244-274-1 | 1997-2004 | 2 |
| 3. | Mike Larabee | 149-181 | 2010-2015 | 2 |
| 4. | Jamie Pinkerton | 130-179 | 2005-2009 | 2 |

>> Deifel has won 335 games through 10 seasons at the helm in Fayetteville. In the previous 10 years before Deifel, Arkansas only won 251 contests. From 2003-2015 (13 seasons), Arkansas had only won 321 games.

PRESEASON PRESENCE

» Senior first baseman Bri Ellis and junior utility star Kailey Wyckoff garnered many preseasons honors ahead of the 2025 season.

» Both were named preseason All-SEC in a vote by the league's coaches on Jan. 30. They also were named Preseason Top 100 players by both Softball America and D1Softball.

» Wyckoff earned Preseason Second-Team All-America honors from D1Softball at the utility position.

THE FRIENDLY CONFINES

» Since 2017, Arkansas is 155-41 (.789) at Bogle Park during the regular season.

» Arkansas is 184-71 (.719) at Bogle Park since Courtney Deifel took over the program in 2016.

MEUCHEL IS MASTER OF DEFENSE

» Assistant Coach Matt Meuchel joined the Razorbacks' coaching staff prior to the 2017 season and completed his eighth season in Fayetteville in 2024. Meuchel is one of the sport's leaders in analytics and also coordinates the Razorbacks defense. All five of the Hogs' top-five single-season fielding percentages have come under his watch.

» Arkansas has posted a program-record .983 fielding percentage this season with nine errors in 541 chances through 23 games. The Hogs' .983 fielding percentage entering the week ranked second nationally. Arkansas has not committed errors in 16 of its 23 games this season.

» In 2024, Meuchel and assistant coach Danielle Gibson helped guide Arkansas to a program-record .978 fielding percentage which led the SEC and ranked ninth nationally.

SOOIE SPINNERS

» The Razorbacks own a 2.36 ERA this season while striking out 149 batters and limiting opponents to a .188 batting average in 130.1 innings pitched.

» Arkansas has registered 39 shutouts since the start of the 2023 season. The Razorbacks are one of only nine programs to rank in the top 20 nationally in shutouts in 2023 and 2024, joining the likes of Oklahoma, Boston, Oklahoma State, Tennessee, Stanford, Alabama, South Dakota State and Cal State Fullerton.

» Arkansas entered the week ranked 18th nationally with seven shutouts this season and ranked 19th nationally in shutouts in 2024 with 14 and 17th nationally in 2023 with 17.

» The Razorbacks have posted 11+ shutouts in each of the last four seasons, one of just 16 programs nationally to accomplish the feat.

BOGLE BOMBERS

The long ball has been a staple in the success of Arkansas Softball during the Courtney Deifel era (2016-present).

» Arkansas has hit 566 home runs since Deifel took over the helm in 2016 which accounts for 51.0% of home runs in program history. In the 10 years prior to Deifel's arrival, Arkansas teams belted 437 round trippers.

» Entering the week, the Razorbacks' 554 home runs since 2017 rank second among SEC members during that time span and third among current SEC members trailing only Oklahoma (899) and Georgia (606).

» Six of the Hogs' single-season top-10 home run marks have been accomplished during Deifel's tenure, including the three best in program history (2022: 109, 2021: 95, 2023: 69).

» The Razorbacks' program record 109 home runs in 2022 were the second-most by a team in a single-season in SEC history at the time.

ROAD HOGS

Since 2020, the Razorbacks have excelled on the road with a record of 59-21 (.753) which is the second-best mark of all current SEC members, trailing only Oklahoma (65-6, .915).

» With Arkansas' road series victory at No. 7 LSU on April 26-28, 2024, the Hogs have won 15 of their last 17 SEC road series which is the best mark among all SEC members during that time span (2021-present).

» From 1997-2020, the program had only won 17 SEC road series. Over the last four seasons, Arkansas has won 15 conference road series to go along with two SEC Titles.

» The Hogs recorded two top-10 ranked SEC road series wins last season and have accounted for three top-10 road series wins in league play over the past three seasons.

» Additionally, Arkansas has posted a 79-28 (.738) record in the Courtney Deifel era (2016-present) in neutral site games.



AMONG THE ELITE

» The Razorbacks have been ranked in the Top 25 of the NFCA Coaches poll for a program-best 77 consecutive weeks dating back to the start of the 2020 season. Arkansas is one of seven programs nationally to have appeared in the Top 25 of every NFCA Coaches Poll since the start of the 2020 season, joining Oklahoma, Florida, UCLA, Oklahoma State, Alabama and Florida State.

RAES

» Reagan Johnson is the all-time program leader in career batting average at .379 while ranking fourth in career on-base percentage (.427), eighth in career triples (6) and fifth in career stolen bases (43).

» Johnson entered the 2025 season as one of six active Division I players with 73+ hits in each of the previous two seasons, joining D'Auna Jennings (Duke), Kendra Falby (Florida), Korbe Otis (Florida), Mia Scott (Texas) and Paige Rocha (SIU-Edwardsville). Of the six players to accomplish the feat, Johnson and Jennings are the only non-seniors entering the 2025 season.

» Johnson is the only Razorback in program history with multiple 70+ hit seasons with 73 in 2024 and 79 in 2023. In 2024, she became one of four Razorbacks in program history to post an on-base percentage of .426 or better while registering 70+ hits in a season, joining Danielle Gibson (2022), KB Sides (2022) and Hannah McEwen (2019).

» She earned First-Team All-SEC and NFCA First-Team All-South Region in 2024 after batting a team-best .380 with 73 hits, four doubles, one triple, 11 RBI, 35 runs scored and 79 total bases to go along with a team-high 12 stolen bases. She ranked fourth in the SEC and 33rd nationally in hits (73) in addition to ranking fifth among all SEC players in batting average (.380).

» Her sophomore year batting average of .380 and her freshman year average of .378 rank sixth and seventh respectively in the Arkansas single-season record books while her 79 hits as a freshman and 73 hits as a sophomore were the third and fourth-most by a Hog in a single season.

» She batted a team-best .388 (66-170) against right-handed pitchers in 2024.

» Johnson is 43-47 in stolen base attempts during her career-which is good for fifth all-time in program history.

» The Karnes City, Texas product checked in at No. 73 overall and ranked 27th among outfielders in the Softball America Preseason Top 100 Players List on Jan. 6.

PUTTING UP RUNS

» The Hogs' 20 runs in a 20-3 win over Ole Miss (March 9), were tied for the second-most in program history and were the most in a single game against a conference opponent and ranked opponent in program history.

MILESTONE TRACKER

» Raigan Kramer is three walks away from ranking seventh in program history in career walks.

» Reagan Johnson needs 11 more stolen bases to move into a tie for the fourth most all-time by a Razorback in their collegiate career.

RUN-RULING RAZORBACKS

» Arkansas ranks second nationally with 16 run-rule wins this season.

» The Razorbacks have tied a program record with 16 run-rule wins this season.

| Year | Run-Rule W | 10th W (Game) |
|------|------------|---------------|
| 2014 | 16 | 16th |
| 2025 | 16 | 15th |
| 2022 | 15 | 34th |
| 2023 | 14 | 34th |
| 2017 | 11 | 46th |
| 2013 | 10 | 21st |

THE BASH SISTERS

» UTL Courtney Day (36) and 1B Bri Ellis (40) have combined for more RBI (76) than 117 Division I programs this season, entering this week. Ellis has more RBI than 29 DI programs while Day has more than 21.

» Day and Ellis are the one of two pairs of teammates to rank in the top 10 in RBI nationally.

PUTTING UP NUMBERS

» Senior first baseman Bri Ellis is off to one of the most impressive starts at the plate in modern NCAA Softball history.

» Ellis entered the week leading the country in homers (13), on-base percentage (.683) and slugging percentage (1.396). She is one of only two DI players to lead the nation in all three categories through March 10 of a season since 2012. The only other player to accomplish the feat was Louisiana-Lafayette catcher Lexie Elkins in 2016.

» The Houston product enters the week ranked among the Top 10 nationally in on-base percentage (1st, .683), HR (T-1st, 13), slugging percentage (1st, 1.396), RBI per game (2nd, 1.74), batting average (4th, .547), total bases (6th, 74), and RBI (6th, 40).

» Through the first 20 games, her .556 batting average and .686 on-base percentage were program records (Min. 40 AB) while her 11 home runs rank third and 33 RBI rank second trailing only Nicole Schroeder drove in 40 runs in 57 at-bats during the 2017 season.

» Through the first 10 games of the season Ellis is the only player nationally to have equal or more RBI than at-bats through the first 10 games of the season since at least 2015 (min of 20 AB).

» Her .583 batting average, seven home runs and 24 RBI were a program record through the first 10 games of a season (Min. 15 AB). The previous program best for HR and RBI through the first 10 games of a season was Linnie Malkin, who hit six homers and drove in 21 runs in 2021.

PB12 IN GOOD COMPANY

Freshman Pitcher Payton Burnham has wasted no time frustrating opposing hitters beginning her Arkansas career with a 5-2 record and 34 strikeouts in 32.1 innings pitched. While limiting opposing hitters to a .176 batting average and posting a 2.16 ERA.

» She was the first Razorback freshman to start her career 4-0 in the circle since Autumn Storms did so in 2017.

» She became the first freshman pitcher to re-

cord a win in her first two pitching appearances since Mary Haff in 2018 with wins over Bradley and San Diego at the Texas State Tournament (Feb. 7-8).

» Burnham struck out eight batters while allowing just one run on three hits and one walk during her 6.1 innings pitched in a 3-1 win over Bradley (Feb. 7). A day later, she spun two perfect innings of relief against San Diego while striking out two batters in a 2-1 win.

» She became just the 11th freshman Arkansas pitcher to post 8+ strikeouts in a game after fanning eight batters against Bradley (Feb. 7).

MISS VERSATILITY

Arkansas continued its multi-year run of major portal additions in the summer of 2024 with the addition of Texas Tech Transfer Kailey Wyckoff.

» Wyckoff is currently batting .348 this season with 23 hits, six doubles, three home runs and 17 RBI while posting a .465 OBP. She reached base in each of the first 14 games this season.

» The Katy, Texas native hit a walk-off two-run homer in a run-rule win over Iowa during the opening game of the Wooo Pig Classic (Feb. 28).

» Down to her final strike of the game, Wyckoff kept Arkansas alive in a 2-1 walk-off win over San Diego by singling up the middle on the ninth pitch of her at-bat to drive in Raigan Kramer from second before Arkansas won the game two batters later courtesy of a Bri Ellis SAC fly (Feb. 8).

» In her Arkansas debut, at Texas State, Wyckoff blasted a solo home run to right field in the top of the sixth inning. (Feb. 6)

» During her two seasons at Texas Tech, Wyckoff appeared all over the field for the Red Raiders with nine or more starts at five different positions. She appeared in 51 games at catcher, 24 games in right field, 12 games in left field, 10 games at designated player and nine games at first base.

» Entering 2025, her career batting average of .400 ranks fourth among all players with multiple seasons of collegiate playing experience at the Power 4 level and 15th nationally among all Division I players.

» Wyckoff garnered a plethora of preseason recognition from numerous publications. She was named a Top 100 player from both DI Softball and Softball America. On Jan. 22 she was named a Preseason Second-Team All-American at the utility position from DI Softball and was ranked as the No. 3 utility player in the DI Softball position rankings.

» In 2024 she posted a .407 batting average with 12 doubles, seven home runs and a career-high 35 RBI to earn First-Team All-Big 12 honors. She also recorded 15 multi-hit games and a team-best 24-game reached base streak.

» As a true freshman in 2023 she became just the second individual conference award winner in Texas Tech history along with earning Second-Team All-Big 12 recognition. She hit .393 with a .740 slugging percentage thanks to 17 doubles, nine home runs, five triples and 31 RBI. She also posted 14 multi-hit games with 10 multi-RBI games.

HOGS HAVE A DAY

Arkansas finalized its 2024 roster with the addition of Texas transfer Courtney Day on Dec. 9, 2024.

» Day has made a statement in her return to college softball after sitting out the 2024

season after transferring from Texas. Day is batting .379 with eight home runs, 22 hits, 19 runs scored and 36 RBI while drawing 11 walks and posting an impressive .931 slugging percentage and a .486 on-base percentage.

» During the Wooo Pig Classic (Feb. 28-March 2) she drove in 15 runs while posting a .615 batting average, 1.462 slugging percentage and .667 OBP with eight hits, three doubles, two homers, a triple, four walks and five runs score.

» Day drove in a career-high six runs while hitting a grand slam in a 12-4 win over Illinois (Feb. 28). She became the first Hog to drive in 6+ runs in a game since Rylin Hedgecock drive in seven in a win over Kentucky on April 22, 2023.

» She belted her sixth home run of the season in a win over Loyola Marymount (Feb. 21)

» Day smashed her fourth home run of the season courtesy of a three-run shot in the third innings of a win over ULM (Feb. 14). Later in the day, she doubled and drove in a run during a 9-1 win over LA Tech (Feb. 9).

» During a 9-1 win over Bradley (Feb. 8), Day went 2-4 and hit a pair of two-run home runs to register her fourth career multi-HR games and the 62nd in program history. Day registered her first multi-HR game as a Hog in just her third game at Arkansas. She was the fastest Razorback newcomer to record a multi-HR game in program history (freshman and transfers included).

» Day blasted a two-run home run to right field in the top of the fifth inning during a 23-0 win over Lipscomb (Feb. 7). It was her first home run as a Razorback and her first home run in 684 days since she hit a two-run home run on March 26, 2023 while at Texas.

» Day initially transferred to Ole Miss following the 2023 season but did not play.

» She is the third Razorback to transfer from Texas in program history, joining Taylor Ellsworth (2021) and Carlee Ratcliff (2023), who was Day's roommate at Texas in 2022.

» During her four seasons in Austin (2020-23), Day posted a .317 batting average and .395 on-base percentage with 120 hits, 22 doubles, two triples, 26 home runs, 63 runs scored, 44 walks and 91 RBI through 176 games played. She has registered 23 multi-hit games and 24 multi-RBI games during her collegiate career.

» Day owned a 2.45 earned run average and 47 strikeouts in 68.2 innings pitched while with the Longhorns.

HOGS OUTHITTING THE OPPOSITION

Outhitting the opposition has been a major trademark in the Courtney Deifel era (2016-present) for Arkansas.

» The Razorbacks hold a 269-25 record when out-hitting opponents under Deifel, including a 166-8 mark since 2020.

| Year | W | L | % |
|--------------|------------|-----------|-------------|
| 2025 | 20 | 0 | 1.000 |
| 2024 | 29 | 2 | .935 |
| 2023 | 35 | 2 | .946 |
| 2022 | 38 | 1 | .974 |
| 2021 | 31 | 1 | .969 |
| 2020 | 15 | 2 | .882 |
| 2019 | 32 | 4 | .889 |
| 2018 | 32 | 4 | .889 |
| 2017 | 26 | 4 | .867 |
| 2016 | 11 | 5 | .688 |
| TOTAL | 269 | 25 | .914 |

ROB CAN SPIN IT

Robyn Herron owns a 7-1 record, 1.30 ERA and team-best 56 strikeouts in 43.0 innings pitched in 2025 while limiting opposing hitters to a .136 batting average.

>> Herron entered the week, ranking sixth nationally in hits allowed per 7 inn. (3.26) 11th nationally in shutouts (3)

>> She has carried a no-hitter into the fifth inning in four of her last seven starts. Most recently she threw a five-inning complete game while striking out four in a 20-3 win over Ole Miss (March 9).

>> On Feb. 20, Herron spun a complete-game one hit shutout against Cal State Fullerton, while carrying a no-no to the fifth and final inning.

>> On Feb. 17, Herron threw the 12th no-hitter in program history in a 10-0 (5 inn.) win over ULM. She struck out a season-high 11 batters during her no-hit performance against ULM to improve to 3-0 on the season. The southpaw struck out the side to open and end the game. Only three ULM batters reached base during the contest, two by way of walks in the second and fourth inning, respectively, in addition to a dropped third strike with two outs in the fourth.

>> Herron appeared in 29 games while making 19 starts and posting a 12-9 record with a team-best 143 strikeouts in 125.1 innings pitched. Her 1.62 ERA ranked 25th nationally and third among SEC pitchers. She also ranked 40th nationally with five shutouts during the 2024 season while posting three 10+ strikeout games.

>> She is one of just seven returning pitchers nationally who ranked in the Top 25 in ERA and Top 40 in shutouts during the 2024 season, joining Nijaree Canady (Texas Tech), Maddia Groff (Omaha), Karlyn Pickens (Tennessee), Kasey Ricard (Boston), Alivia Wilken (North Alabama) and Isabella Smith (Oklahoma).

>> Herron became the second pitcher in program history to throw a seven-inning perfect game while striking out a season-high 11 batters on just 86 pitches in a 7-0 win over Illinois State on Feb. 24, 2024, joining Mary Haff as the other Razorback to accomplish the feat.

>> She joins Mary Haff (3) as the only Razorback pitcher to toss multiple no-hitters.

>> Her nine 10+ strikeout games are the third-most in program history, trailing only Katy Henry (2005-08, 14) and Mary Haff (2018-22, 16).

>> Herron ranked in the Top 10 in the Arkansas single-season program record books in 2024 in multiple categories including, opponent batting average against (.171, 2nd), shutouts (6, T-10th) and strikeouts/7 IP (7.99, 5th).

RAKING AT THE PLATE

>> Entering this week, Arkansas ranks among the nation's leaders in numerous categories including doubles (9th, 45), RBI (8th, 189), runs per game (2nd, 9.09), slugging percentage (6th, .661), sacrifice flies (1st, 17), walks (6th, 121), and on-base percentage (3rd, .487).

>> Through 20 games, this year's Arkansas team ranked among the top three in program history in batting average (T-1st, .371), runs (1st, 185) slugging percentage (1st, .668), on-base percentage (1st, .489), doubles (1st, 42), hits (3rd, 182), sacrifice flies (1st, 15), HR (T-3rd, 33rd), base on balls (2nd, 106) and hit-by-pitch (T-3rd, 21).

>> Arkansas owns a .487 on-base percentage. Two of the Razorbacks' starters own an .OBP of .500+ while all nine starters own an on-base percentage of .400+.

>> In hitting coach DJ Gasso's first season in Fayetteville, Arkansas struck out a program-low (COVID season not included) 192 times in 1,408 at-bats during the regular season, bettering the previous program record of 204, which was set in 2014 by 12.

THE LEGEND OF JIMMY

Senior OF Raigan Kramer has one of the more unique nicknames in college softball, since before arriving in Fayetteville, Kramer is known as Jimmy to her teammates and coaches.

>> "I tried out for a team in 2018 and the coaches didn't know who I was," Kramer said in a 2020 interview. "All they knew was that I was #99. Supposedly, they knew someone who was #99 named Jimmy that they used to play men's fastpitch with. From then on out that's who I was. It just stuck. I'm almost positive some of the younger girls that were in our organization have no idea that my name is not actually Jimmy."

>> The Topeka, Kan., native is one of the most experienced Razorback on the team with 163 games played and 133 career starts in her Arkansas career.

>> She is batting .422 with 19 hits, 23 runs scored, three doubles, one home runs, 12 RBI and 17 walks in addition to posting a .569 on-base percentage.

>> Kramer is one of the most disciplined hitters in program history and is currently ranked 8th in program history in career walks with 88. She is three walks shy of moving into 7th all-time in the career walks category of the Arkansas record books.

>> She is one of 10 active players nationally entering the 2025 season having registered 32+ walks in each of the previous two seasons.

>> Kramer joins Devon Wallace (2011-2014) as the only player to draw 30 or more walks in back-to-back seasons with 32 walks in 2024 and 39 walks in 2023.

HITTIN' HOGS

>> Arkansas has posted a 191-20 overall record when registering 11 or more hits in a single game since 2006, including a 115-11 mark under Courtney Deifel.

>> The Razorbacks are 10-0 this season and posted 9-1 record in 2024 when registering 10+ hits and have won 67 of their past 71 contests when accomplishing the feat since 2020.

DISCIPLINED DUO

>> 1B Bri Ellis and OF Raigan Kramer became the seventh pair of Arkansas teammates in the past 20 years to register 30+ walks in the same season in 2024.

>> Ellis (24) and Kramer (17) are the team leaders in walks for Arkansas this season.

RAZORBACKS REPRESENTING THE USA

Arkansas freshmen Ella McDowell and Cam Harrison helped guide the U.S. U-18 Women's National Team (WNT) to a first-place finish in the World Baseball Softball Confederation (WBSC) U-18 World Cup Group C Stage Event as team USA posted a perfect 6-0 record on Aug. 29-Sept. 2, 2024 in their final action as U-18 team members.

>> McDowell was named the most outstanding player of the event after posting an impressive .733 batting average and .750 on-base percentage with 11 hits, two doubles, two home runs, eight RBI, and a walk. The Richmond, Texas native also posted a perfect 1.000 fielding percentage with

RECORD BY DATE (2025)

| DATE | RECORD | WIN % |
|------|---------|-------|
| F6 | 2-1 | .667 |
| F7 | 6-7 | .462 |
| F8 | 18-3 | .857 |
| F9 | 13-3 | .813 |
| F14 | 7-6 | .538 |
| F15 | 8-9 | .471 |
| F16 | 13-4 | .764 |
| F20 | 17-11 | .577 |
| F21 | 19-6 | .750 |
| F22 | 13-3 | .764 |
| F28 | 13-8 | .619 |
| FEB | 278-149 | .651 |

| DATE | RECORD | WIN % |
|-------|---------|-------|
| M1 | 15-5 | .722 |
| M2 | 10-10 | .500 |
| M7 | 7-9 | .438 |
| M8 | 4-14 | .235 |
| M9 | 10-5 | .667 |
| M14 | 6-13 | .316 |
| M15 | 4-6 | .400 |
| M16 | 10-18 | .357 |
| M18 | 10-11 | .476 |
| M22 | 8-15 | .348 |
| M23 | 10-5 | .667 |
| M24 | 8-10 | .444 |
| M28 | 5-8 | .385 |
| M29 | 7-12 | .368 |
| M30 | 4-8 | .333 |
| MARCH | 271-299 | .475 |

| DATE | RECORD | WIN % |
|-------|-----------|-------|
| A4 | 7-5 | .583 |
| A5 | 4-13 | .307 |
| A6 | 5-18 | .277 |
| A7 | 9-9 | .500 |
| A11 | 8-4 | .666 |
| A12 | 9-4 | .692 |
| A13 | 5-8 | .384 |
| A15 | 8-4 | .666 |
| A18 | 12-8 | .600 |
| A19 | 11-9 | .550 |
| A25 | 5-7 | .417 |
| A26 | 9-10 | .474 |
| A27 | 4-9 | .307 |
| APRIL | 232-250-1 | .481 |

| DATE | RECORD | WIN % |
|------|--------|-------|
| M1 | 5-5 | .500 |
| M2 | 3-4 | .429 |
| M3 | 9-9 | .500 |
| M6 | 1-8 | .111 |
| M7 | 3-6 | .333 |
| M8 | 3-5 | .375 |
| M9 | 1-4 | .200 |
| M10 | 1-3 | .250 |
| MAY | 69-89 | .437 |

*- Months reflect entire record of month in program history not just dates in which games are scheduled this season.

two putouts and eight assists while playing third base. McDowell led all players in the event in five statistical categories, including batting average (.733), home runs (2), on-base percentage (.750), slugging percentage (1.267) and on-base plus slugging percentage (2.017).

>> Harrison was dominant in her two outings in the circle, posting a 1.00 earned run average with four strikeouts and three hits allowed in seven innings pitched. She picked up a six-inning complete-game victory in a 9-1 win over Canada on Aug. 30., striking out two and allowing just three hits. The Katy, Texas, product followed up her complete game with a 1-2-3 inning of relief that featured two strikeouts in a 7-0 win over the Philippines on Sept. 1.

WELCOME BACK TO THE CIRCLE COURTNEY

>> Courtney Day made her first pitching appearance since June 9, 2022 (997 days) on March 2 during the fifth inning of a 13-2 victory over Missouri State.

>> Day pitched a scoreless inning, allowing just one hit in addition to registering an inning-ending strikeout.

>> The 997 days between pitching appearances was the second-longest duration between appearances nationally this season, trailing only Tatum Clopton of LSU who had a streak of 1,057 days before making an appearance on Feb. 8.

10K WILL PLAY

>> Arkansas is 77-10 all-time when an individual pitcher records 10+ strikeouts in a single game.

>> Under Deifel (2016-present), Arkansas is 37-3 when an individual pitcher registers 10+ strikeouts in a game.

>> Robyn Herron leads all current Razorbacks with nine games of 10+ strikeouts.

KEEP 'EM IN THE YARD

>> Arkansas has limited opponents to no home runs in 304 games during the Courtney Deifel era (2016-present) which accounts for 60.4% of all games during Deifel's tenure. In the 304 games in which Arkansas has not allowed a home run they have posted a record of 239-65 (.786).

UTES TO HOGS

>> Arkansas assistant DJ Gasso, second baseman Karlie Davison and GA Mariah Lopez all helped lead Utah to a College World Series appearance in 2022 while at Utah.

DOWNING NO. 1

>> Arkansas has topped the nation's No. 1 team twice in program history and own a 2-14 mark all-time against the nation's top team. The first win came against UCLA on Feb. 18, 2011. A year later, the Hogs topped Cal 3-2 in the opening game of NCAA Regional play on May 18, 2012.

DAYTIME DOMINANCE

>> Arkansas has posted a record of 247-114 (.684) in day games (Prior to 5 p.m.) under head coach Courtney Deifel (2016-present)

>> Since 2021 the Razorbacks are 131-42 (.757) in daytime contests.



Carlee Ratcliff and Courtney Day roomed together at Texas in 2022.

ROOMIES REUNITED

>> Courtney Day and Carlee Ratcliff are no strangers as both played together at Texas from 2021-22 and were roommates together during the 2022 season.

>> Ratcliff who enters her second season as a Razorback was the one who initially reached out to the Arkansas coaching staff with the news that Day had entered the portal.

HAVING FUN WITH MULTIPLE HOME RUNS

>> Arkansas is 56-7 all-time when a Razorback player hits multiple home runs in a single game, including a 41-2 mark in the Courtney Deifel era.

>> The Razorbacks are on a 32-game win streak when having a player hit multiple home runs in a single game, dating back to Feb. 20, 2021, when Linnie Malkin started the streak by belting a solo home run and a two-run shot in a 6-4, 14-inning win at McNeese. Malkin's two-run homer in the top of the 14th ended up accounting for the winning runs in the victory.

>> Active Razorbacks on the 2025 roster have accounted for 13 multi-HR games during their careers.

Active Razorbacks With Multi-HR Games

| Player | Multi-HR Games |
|----------------|----------------|
| Courtney Day | 4 |
| Bri Ellis | 4 |
| Kennedy Miller | 2 |
| Kailey Wyckoff | 2 |
| Karlle Davison | 1 |

>> Additionally, Arkansas is 145-21 under head coach Courtney Deifel (.873) when hitting 2+ home runs as a team in a game. Since 2020, the Hogs are 102-12 (.895) when hitting two or more round trippers.

NO FREE PASSES

>> Arkansas is 138-40 since 2001 when its pitching staff issues no walks in a game.

>> The Razorbacks are 83-17 when issuing no walks under head coach Courtney Deifel (2016-present).

>> Arkansas is currently on a 13-game winning streak when issuing zero walks dating back to April 6, 2023. Which is tied for the second-longest winning streak when accomplishing the feat in program history. It was previously accomplished from 2012-14.

>> In the past 20 years Arkansas has had a pitcher throw 5+ innings in a single game without allowing a walk 25 times. When the feat is accomplished Arkansas owns a record 19-6. Arkansas was 3-0 last year when accomplishing the feat courtesy of a pair of wins from Robyn Herron and

a win from Morgan Leinstock.

YOUTHFUL RAZORBACKS

Arkansas has eight true freshman on the roster in 2025 which is tied for the second-most in the Courtney Deifel era, tying the 2017 team and trailing only the 2023 squad which had nine true freshman on the roster.

>> The freshman class of Payton Burnham, Ava Carter, Cam Harrison, Lexi King, Ella McDowell, Jayden Ramos, Ashtyn Reichardt and Ramsey Walker was ranked as the fifth-best class in the country according to Extra-Inning Softball.

CALLING ON CAM

>> Freshman Cam Harrison is 3-0 and earned a save in her first two appearances this season.

>> Harrison threw three scoreless inning in relief at Ole Miss (March 8).

>> The Brookshire, Texas, product became the 12th Arkansas freshman in the last 20 years to strike out eight or more batters in a game during her first collegiate start. She fanned eight while allowing just one run on two hits and a walk in five innings of work against San Diego (Feb. 8).

>> A day after her first save, Harrison inherited a bases-loaded situation with only one out and the potential winning run at the plate and collected a save in a 3-1 victory over Bradley (Feb. 7).

>> Harrison picked up her first career save in her Razorback debut in the season opener at Texas State (Feb. 6). She entered the game in the bottom of the seventh with no outs and runners on first and second before striking out two and allowing no hits in the final frame on the 3-1 win over the Bobcats.

MCDOWELL WOWS

>> Freshman infielder Ella McDowell has wasted no time making her presence known as a Razorback. She is batting .364 this season with 24 hits, three home runs, three doubles, a triple, 22 RBI and eight walks.

>> She went 2-3 with a career-high four RBI in a 20-3 thumping of Ole Miss (March 9).

>> McDowell blasted a two-run home run in a win over Missouri State on March 2.

>> In a 12-4 win over Southern Miss, she went 2-4 with a solo home run, a double and two runs scored (Feb. 15).

>> McDowell posted at least one hit in each of the first four games this season and reached base in all seven games.

>> In a season-opening 3-1 win at Texas State, McDowell led Arkansas at the plate by going 2-3 with a solo home run in the sixth inning (Feb. 6)

>> Her home run accounted the Razorbacks' 6,600th run in program history.

>> She became the first Razorback freshman to homer on opening day since Rylin Hedgecock accomplished the feat on Feb. 7, 2020 during a 10-0 win over UTEP in Las Cruces, New Mexico.

EIGHT IS GREAT

>> Arkansas is 213-3 when scoring eight or more runs since 2002, including a 146-1 mark during the Courtney Deifel era (2016-present).

>> The Razorbacks are on a 84-game winning streak when scoring 8+ runs. The last loss the Razorbacks had when accomplishing the feat was a 12-11 loss to Oklahoma State on Feb. 11, 2021, during the season opener at the Best on the Bay-ou Classic in Monroe, La.

COACH OF COACHES

>> Arkansas head coach Courtney Deifel has tutored 16 coaches or players that have gone on to become head coaches or earned positions at the collegiate level which is the second-most nationally trailing only Patty Gasso of Oklahoma according to D1 Softball.

>> Deifel served as a graduate assistant under Gasso from 2008-09 at Oklahoma.

| Name | Role Under Deifel | Current Position |
|-------------------------|---------------------|------------------------|
| Jordan Clark | Volunteer Assistant | (HC) Florida Atlantic |
| Parkie Skaggs | Graduate Assistant | (Asst.) Duke |
| Boo De Oliveira | Assistant Coach | (Asst.) Notre Dame |
| Annie Smith | Player at Arkansas | (Asst.) Minnesota |
| Sydney Benz | Player at Maryland | (Asst.) Dartmouth |
| Mandy Gardner-Colgate | Graduate Assistant | (HC) Miami of Ohio |
| Elaine Heflin | Player/Assistant | (Asst.) Illinois State |
| Shelby Hiers | Player/Assistant | (Asst.) Missouri State |
| Shana Easley | Volunteer Assistant | (Asst.) Colorado State |
| Danielle Gibson-Whorton | Player/Assistant | (Asst.) Arkansas |
| Matt Meuchel | Assistant Coach | (Asst.) Arkansas |
| DJ Gasso | Assistant Coach | (Asst.) Arkansas |
| Mary Haff | Player at Arkansas | (Asst.) Missouri |
| Taylor McQuillin | Graduate Assistant | (Asst.) Southern Utah |
| Chenise Delce | Player at Arkansas | (Asst.) MACU |
| Skylynn Eliazar | Player at Maryland | (HC) Menlo College |

HOUSTON HOGS

>> Arkansas has six players on its roster from the Houston metropolitan area.

| Player | Hometown |
|------------------|-------------------|
| Courtney Day | Pearland, Texas |
| Bri Ellis | Houston Texas |
| Cam Harrison | Katy, Texas |
| Ella McDowell | Richmond, Texas |
| Ashtyn Reichardt | Brookshire, Texas |
| Kailey Wyckoff | Katy, Texas |

>> As of March 10, the five active Razorbacks from the Houston metropolitan area, have accounted for 48.32% (101-209) of Arkansas' hits, 42.5% (89-209) of runs scored, 80% (28-35) of home runs and 61.9% (117-189) of RBI this season.

WALKIN' IT OFF IN STYLE (RUN-RULE EDITION)

>> Arkansas completed run-rule victories by way of a walk-off home run in four of their five wins during the Woo Pig Classic as Kailey Wyckoff (2-run HR, Feb. 28, Iowa), Courtney Day (GS, Feb. 28, Illinois), Jayden Ramos (3-run HR March 1, Illinois) and Atalyia Rijo (GS, March 2, Missouri State) all accomplished the feat.

>> Day and Rijo both hit grand slams while Freshman Jayden Ramos' three-run home run was the first in her career.

STACKED SLATE

>> Arkansas is scheduled to face 12 teams that advanced to the 2024 NCAA Tournament this season, including seven super regional participants, three College World Series participants and four-time defending national champion Oklahoma.

DAY WILL MAKE YOU PAY

>> Since Courtney Day got moved behind Bri Ellis on April 14 against Louisiana Tech the Razorbacks lineup got even more challenging for opposing pitchers.

>> Day is batting .400 with 18 hits, six doubles, a triple, four homers and 26 RBI while posting a .517 OBP and .844 SLG.

>> She is batting .615 (8-13) with a .684 OBP, 3 HR, 6 XBH and 17 RBI after an Ellis walk. Arkansas has scored a run in 17 of 19 innings it has occurred.



Kailey Wyckoff (46), Cam Harrison (25), and Ashtyn Reichardt (5) all prepped at Katy High School in Katy, Texas.

KATY CONNECTION

>> Kailey Wyckoff, Cam Harrison and Ashtyn Reichardt all prepped at Katy High School in Katy, Texas. It marks the first time since 2010 that the Razorbacks have had three players on the roster that all attended the same high school. The only other trio to all attended the same high school and play together at Arkansas was Tori Mort, Brittany Robison and Jessica Robison who all attended Owasso High School in Owasso, Okla.

THE STANDARD

>> Arkansas is the only SEC program to record a top-four conference finish in SEC play in each of the past four seasons.

| Year | SEC Record | Finish |
|------|------------|--------|
| 2024 | 14-10 | 4th |
| 2023 | 14-10 | 4th |
| 2022 | 19-5 | 1st |
| 2021 | 19-5 | 1st |

KEEP THE LINE MOVING

>> Arkansas has advanced runners in 60.8% (268-441) of its at-bats this season.

>> Bri Ellis led all returning Razorbacks advancing a runner in 56% of her at-bats a year ago.

>> Since 2021, Arkansas has advanced runners in 51.4% (1,949-3,795) of opportunities.

IT'S BEEN AWHILE

>> Arkansas will face nine opponents on its 2025 schedule for the first time in over a decade.

>> The Razorbacks matchup at North Florida on April 7 will be the first meeting between the programs.

>> When Arkansas hosts Oklahoma on March 14-16 it will be the first regular season meeting between the programs since April 5, 2017 and the first meeting in Fayetteville since April 20, 2016.

| Date | Opponent | Last Meeting |
|----------|---------------------|---------------|
| Feb. 6 | Texas State | 2003 |
| Feb. 7 | Bradley | 2014 |
| Feb. 14 | Louisiana Tech | 2014 |
| Feb. 15 | Southern Miss | 2010 |
| Feb. 20 | Cal State Fullerton | 2016 |
| Feb. 22 | UCLA | 2011 |
| Feb. 28 | Iowa | 2012 |
| April 7 | North Florida | First Meeting |
| April 18 | Colorado State | 2013 |

A FAMILIAR AFFAIR

>> Arkansas assistant DJ Gasso is the son of Oklahoma Head Coach and NFCA Hall of Famer Patty Gasso. He served as a graduate assistant at Oklahoma from 2019-2020, helping lead the Sooners to a CWS runner-up finish in 2019. Gasso's brother JT, is an associate head coach at OU where he has been since the 2016 season.

>> Arkansas Head Coach Courtney Deifel served as a graduate assistant at Oklahoma from 2008-2009 helping guide the Sooners to a 88-30 record that featured a pair of NCAA Regional appearances and one Super Regional appearance.

MAKING THE MOST OF IT

>> Freshman Ashtyn Reichardt medically redshirted this season due to tearing her ACL in the summer prior to her enrollment this fall.

>> Reichardt still makes her presence known on gamedays as the Razorbacks' first base coach. She is believed to be the only player that serves as the first base in the country.

OH THE PLACES WE'LL GO

>> To follow the Razorbacks from Fayetteville to every game/series this season you would travel approximately 10,212.2 miles round trip. The farthest trip on the slate is the Mary Nutter Collegiate Classic in Cathedral City, Calif., which is located 1,455.3 miles from Fayetteville.

61!

>> Bri Ellis made history when she hit a three-run homer in the third inning of the Razorbacks' 20-3 thumping of Ole Miss on March 9.

>> The three-run shot was her 61st career home run, passing Danielle Gibson-Whorton (60) for the most in an entire career by any Arkansas player in program history when including home runs at their previous institutions prior to transferring.

COACH COURTNEY... COURTNEY DAY

>> Courtney Deifel is not the only Courtney with head coaching experience when it comes to the 2025 Razorbacks. UTL Courtney Day spent the 2024 softball season serving as the head softball coach at Tarkington High School in Cleveland, Texas, where she also taught math during her break away from college softball.

>> Day led the Longhorns to a 15-13-1 mark according to MaxPreps and an appearance in the Texas 4A State Playoffs. The 15-13-1 record was tied for the best by a Tarkington team since at least 2006.

>> "Coaching quizzed me," Day said of the experience in a March 2025 article with D1 Softball. "How much did I remember from the game now that I was having to coach it? I had to sit down and think of strategies - as a player, it just came naturally. Now I had to think about it and, as a coach, try to teach what I know to 20 or 40 different girls."

NFCA/GoRout TOP 25

| # | Team | Record | Previous |
|----|-------------------|--------|----------|
| 1 | Oklahoma (18) | 22-0 | 2 |
| 2 | Texas (13) | 24-1 | 1 |
| 3 | Florida | 26-2 | 3 |
| 4 | LSU | 23-1 | 4 |
| 5 | Texas A&M | 21-4 | 5 |
| 6 | UCLA | 23-4 | 6 |
| 7 | Tennessee | 21-4 | 7 |
| 8 | Oregon | 22-2 | 12 |
| 9 | South Carolina | 20-3 | 11 |
| 10 | Florida State | 20-6 | 8 |
| 11 | Arizona | 22-4 | 9 |
| 12 | Arkansas | 20-3 | 10 |
| 13 | Georgia | 19-4 | 13 |
| 14 | Texas Tech | 20-7 | 16 |
| 15 | Oklahoma State | 16-6 | 15 |
| 16 | Duke | 17-7 | 14 |
| 17 | Virginia Tech | 19-5 | 17 |
| 18 | Stanford | 17-3 | 19 |
| 19 | Mississippi State | 21-3 | 21 |
| 20 | Auburn | 20-3 | 18 |
| 21 | Nebraska | 19-6 | 20 |
| 22 | Ole Miss | 20-4 | 25 |
| 23 | Kentucky | 17-6 | 23 |
| 24 | Florida Atlantic | 24-4 | 24 |
| 25 | Alabama | 19-7 | 22 |

Others receiving votes: Grand Canyon (26), Virginia (26), UCF (12), Liberty (11), California (8), Boise State (7), Washington (3), Ohio State (2).

ESPN.COM/USA SOFTBALL TOP 25

| # | Team | Record | Previous |
|----|-------------------|--------|----------|
| 1 | Oklahoma (20) | 22-0 | 1 |
| 2 | Texas (5) | 24-1 | 2 |
| 3 | Florida | 26-2 | 3 |
| 4 | LSU | 23-1 | 5 |
| 5 | UCLA | 23-4 | 6 |
| 6 | Texas A&M | 21-4 | 4 |
| 7 | Tennessee | 21-4 | 8 |
| 8 | Oregon | 22-2 | 12 |
| 9 | South Carolina | 20-3 | 9 |
| 10 | Florida State | 20-5 | T10 |
| 11 | Arizona | 22-4 | 7 |
| 12 | Texas Tech | 20-7 | 15 |
| 13 | Georgia | 19-4 | 14 |
| 14 | Oklahoma State | 16-6 | 13 |
| 15 | Arkansas | 20-3 | T10 |
| 16 | Virginia Tech | 19-5 | 16 |
| 17 | Duke | 17-7 | 18 |
| 18 | Nebraska | 19-6 | 19 |
| 19 | Mississippi State | 22-3 | 22 |
| 20 | Stanford | 17-3 | 20 |
| 21 | Ole Miss | 20-4 | 25 |
| 22 | Auburn | 20-3 | 17 |
| 23 | Alabama | 19-7 | 21 |
| 24 | Liberty | 16-4 | 23 |
| 25 | Virginia | 17-7 | 24 |

Others receiving votes: UCF (22), Kentucky (17), Clemson (16), Grand Canyon (9), California (4), Florida Atlantic (3), Ohio State (2), Indiana (1)

D1 SOFTBALL TOP 25

| # | Team | Record | Previous |
|----|-------------------|--------|----------|
| 1 | Oklahoma | 22-0 | 1 |
| 2 | Texas | 26-1 | 2 |
| 3 | Florida | 26-2 | 3 |
| 4 | LSU | 23-1 | 6 |
| 5 | Tennessee | 21-4 | 7 |
| 6 | Texas A&M | 21-4 | 5 |
| 7 | UCLA | 23-4 | 8 |
| 8 | Oregon | 24-2 | 13 |
| 9 | Arizona | 23-4 | 4 |
| 10 | Oklahoma State | 16-6 | 12 |
| 11 | Texas Tech | 20-7 | 18 |
| 12 | Florida State | 20-5 | 11 |
| 13 | Duke | 17-7 | 14 |
| 14 | South Carolina | 20-3 | 9 |
| 15 | Virginia Tech | 19-5 | 15 |
| 16 | Georgia | 19-4 | 16 |
| 17 | Mississippi State | 22-3 | 24 |
| 18 | Stanford | 17-3 | 19 |
| 19 | Arkansas | 20-3 | 10 |
| 20 | Ole Miss | 20-4 | NR |
| 21 | UCF | 19-8-1 | NR |
| 22 | Nebraska | 19-6 | 20 |
| 23 | Auburn | 20-4 | 17 |
| 24 | Alabama | 19-7 | 21 |
| 25 | Liberty | 20-4 | 25 |

Others receiving votes: Clemson, Florida Atlantic, Ohio State, Cal

SOFTBALL AMERICA TOP 25

| # | Team | Record | Previous |
|----|-------------------|--------|----------|
| 1 | Texas | 24-1 | 1 |
| 2 | Oklahoma | 22-0 | 2 |
| 3 | Florida | 26-2 | 3 |
| 4 | LSU | 23-1 | 6 |
| 5 | UCLA | 23-4 | 7 |
| 6 | Texas A&M | 21-4 | 5 |
| 7 | Arizona | 22-4 | 4 |
| 8 | Oregon | 23-2 | 11 |
| 9 | Tennessee | 21-4 | 12 |
| 10 | South Carolina | 20-3 | 9 |
| 11 | Florida State | 20-5 | 9 |
| 12 | Texas Tech | 20-7 | 16 |
| 13 | Duke | 17-7 | 14 |
| 14 | Oklahoma State | 16-6 | 13 |
| 15 | Mississippi State | 21-3 | 24 |
| 16 | Ole Miss | 20-4 | NR |
| 17 | Georgia | 19-4 | 15 |
| 18 | Arkansas | 20-3 | 10 |
| 19 | Virginia Tech | 19-5 | 20 |
| 20 | Nebraska | 19-6 | 18 |
| 21 | Stanford | 17-3 | 21 |
| 22 | Alabama | 19-7 | 19 |
| 23 | Auburn | 20-3 | 17 |
| 24 | Liberty | 20-4 | 22 |
| 25 | UCF | 19-8-1 | NR |

Others receiving votes: Ohio State

ARKANSAS IN THE POLLS WEEK-BY-WEEK

| Week | NFCA | ESPN | D1 | SA |
|-----------|------|------|----|----|
| Preseason | 14 | 13 | 10 | 13 |
| Week 1 | 13 | 13 | 13 | 13 |
| Week 2 | 10 | 10 | 9 | 10 |
| Week 3 | 11 | 12 | 13 | 10 |
| Week 4 | 10 | 10 | 10 | 10 |
| Week 5 | 12 | 15 | 19 | 18 |
| Week 6 | - | - | - | - |
| Week 7 | - | - | - | - |
| Week 8 | - | - | - | - |
| Week 9 | - | - | - | - |
| Week 10 | - | - | - | - |
| Week 11 | - | - | - | - |
| Week 12 | - | - | - | - |
| Week 13 | - | - | - | - |
| Week 14 | - | - | - | - |
| Week 15 | - | - | - | - |
| Week 16 | - | - | - | - |
| Final | - | - | - | - |

ARKANSAS POLL FACTS

>> Under head coach Courtney Deifel the Hogs have been ranked 114 times in the NFCA Poll. Prior to her tenure, Arkansas was ranked just one time in program history (2013).
>> The Hogs have been ranked in the USA Today/NFCA Poll in 101 of its last 102 releases, dating back to week seven of the 2018 campaign.
>> Arkansas has received a vote in the last 132 releases of the NFCA Poll, the longest streak in program history.
>> The Razorbacks Week 1 rankings during the 2023 season match the highest in-season rankings in program history. Arkansas was ranked No. 4 in ESPN.com/USA Softball, USA Today/NFCA, D1Softball.com and Softball America's Top 25.

Razorbacks in the NFCA Poll

| Poll Appearances 114 | | | Highest Ranking No. 4 (Week 2, 2023) | | | | | First Ranking NO. 24 (May 8, 2012) | | | Longest Ranked Streak 77 Weeks (2020-Present) | | | | Receiving Votes 36 Weeks | | |
|-------------------------|-----------|----|---|----|----|----|----|---------------------------------------|----|----|--|----|----|----|-----------------------------|----|-------|
| YEAR | PRESEASON | 2 | 3 | 4 | 5 | 6 | 7 | 8 | 9 | 10 | 11 | 12 | 13 | 14 | 15 | 16 | FINAL |
| 1997 | RV | - | - | - | - | - | - | - | - | - | - | - | - | - | - | - | - |
| 1998 | - | - | - | - | - | - | - | - | - | - | - | - | - | - | - | - | - |
| 1999 | - | RV | - | - | - | - | - | - | RV | - | - | - | - | - | - | - | - |
| 2000 | RV | - | - | RV | - | - | - | - | - | RV | - | - | - | - | - | - | - |
| 2001 | - | - | - | - | - | - | - | - | - | - | - | - | - | - | - | - | - |
| 2002 | - | - | - | - | - | - | - | - | - | - | - | - | - | - | - | - | - |
| 2003 | - | - | - | - | - | - | - | - | - | - | - | - | - | - | - | - | - |
| 2004 | - | - | - | - | - | - | - | - | - | - | - | - | - | - | - | - | - |
| 2005 | - | - | - | - | - | - | - | - | - | - | - | - | - | - | - | - | - |
| 2006 | - | - | - | - | - | - | - | - | - | - | - | - | - | - | - | - | - |
| 2007 | - | - | - | - | - | - | - | - | - | - | - | - | - | - | - | - | - |
| 2008 | - | - | - | - | - | - | - | - | - | - | - | - | - | - | - | - | - |
| 2009 | - | - | - | - | - | - | - | - | - | - | - | - | - | - | - | - | - |
| 2010 | - | - | - | - | - | - | - | - | - | - | - | - | - | - | - | - | - |
| 2011 | - | - | RV | - | - | - | - | - | - | - | - | - | - | - | - | - | - |
| 2012 | - | - | - | RV | RV | - | - | - | - | - | - | - | - | - | - | RV | RV |
| 2013 | - | - | - | - | - | - | - | - | - | - | RV | RV | RV | 25 | RV | RV | RV |
| 2014 | RV | - | - | - | - | RV | RV | - | - | - | - | - | - | - | - | - | - |
| 2015 | - | - | - | - | - | - | - | - | - | - | - | - | - | - | - | - | - |
| 2016 | - | - | - | - | - | - | - | - | - | - | - | - | - | - | - | - | - |
| 2017 | - | - | - | RV | RV | RV | 24 | 23 | 25 | 24 | 24 | 24 | 24 | RV | RV | RV | RV |
| 2018 | RV | RV | RV | RV | RV | RV | RV | 23 | 20 | 19 | 16 | 16 | 16 | 18 | 15 | 16 | 16 |
| 2019 | 14 | 12 | 12 | 14 | 14 | 14 | 15 | 13 | 14 | 18 | 19 | 18 | 20 | 19 | 20 | RV | RV |
| 2020 | 24 | 24 | 23 | 22 | 20 | 20 | 19 | | | | | | | | | | 19 |
| 2021 | 18 | 20 | 21 | 20 | 19 | 17 | 15 | 13 | 10 | 10 | 8 | 10 | 8 | 6 | 5 | 11 | 11 |
| 2022 | 8 | 10 | 10 | 11 | 12 | 12 | 10 | 10 | 10 | 7 | 7 | 7 | 5 | 4 | 4 | 9 | 9 |
| 2023 | 7 | 4 | 7 | 6 | 6 | 9 | 12 | 10 | 8 | 10 | 11 | 12 | 12 | 12 | 13 | 17 | 17 |
| 2024 | 16 | 15 | 15 | 15 | 18 | 20 | 18 | 20 | 19 | 17 | 16 | 15 | 15 | 16 | 16 | 18 | 18 |
| 2025 | 14 | 13 | 10 | 11 | 10 | 12 | | | | | | | | | | | |



| 2025 SEC WEEKLY HONORS | |
|--|--|
| WEEK ONE | |
| Player: Nelia Peralta (Auburn), Ella Parker (OU) | |
| Pitcher: Raelin Chaffin (Mississippi State) | |
| Freshman: Taylor Shumaker (Florida), Jayden Heavener (LSU) | |
| WEEK TWO | |
| Player: Bri Ellis (ARK), Ella Parker (OU) | |
| Pitcher: Sam Landry (OU), Teagan Kavan (Texas) | |
| Freshman: Jayden Heavener (LSU) | |
| WEEK THREE | |
| Player: Danieca Coffey (LSU), Mya Perez (TAMU) | |
| Pitcher: Jori Heard (South Carolina) | |
| Freshman: Mackenzie Pickens (Ole Miss) | |
| WEEK FOUR | |
| Player: Reagan Walsh (UF), Arianna Rodi (SC) | |
| Pitcher: Aliyah Binford (Ole Miss) | |
| Freshman: Payton Tanner (UT), Sydney Lessentine (TAMU) | |
| WEEK FIVE | |
| Player: Cassie Reasner (UK), Danieca Coffey (LSU) | |
| Pitcher: Teagan Kavan (Texas) | |
| Freshman: Taylor Shumaker (UF), Gabbie Garcia (OU) | |
| WEEK SIX | |
| Player: | |
| Pitcher: | |
| Freshman: | |
| WEEK SEVEN | |
| Player: | |
| Pitcher: | |
| Freshman: | |
| WEEK EIGHT | |
| Player: | |
| Pitcher: | |
| Freshman: | |
| WEEK NINE | |
| Player: | |
| Pitcher: | |
| Freshman: | |
| WEEK TEN | |
| Player: | |
| Pitcher: | |
| Freshman: | |
| WEEK ELEVEN | |
| Player: | |
| Pitcher: | |
| Freshman: | |
| WEEK TWELVE | |
| Player: | |
| Pitcher: | |
| Freshman: | |

| 2024 SEC STANDINGS | | | | | |
|--------------------|-------|------|---------|---------|--------|
| Team | | SEC | | Overall | Streak |
| Tennessee | 19-5 | .792 | 51-10 | .836 | L1 |
| Georgia | 16-7 | .696 | 42-15 | .737 | L2 |
| Auburn | 15-9 | .625 | 43-19 | .694 | L1 |
| Alabama | 14-10 | .583 | 45-22 | .692 | L2 |
| Arkansas | 14-10 | .583 | 40-19 | .678 | L1 |
| LSU | 13-11 | .542 | 42-17 | .712 | L2 |
| Texas A&M | 12-12 | .500 | 35-21 | .625 | L1 |
| Florida | 11-13 | .458 | 38-22 | .633 | L1 |
| Kentucky | 10-14 | .417 | 31-22-1 | .583 | L2 |
| S. Carolina | 9-15 | .375 | 40-22 | .645 | L1 |
| Ole Miss | 8-16 | .333 | 32-28 | .533 | L1 |
| Mississippi St. | 7-16 | .304 | 28-25 | .528 | L2 |
| Missouri | 7-16 | .292 | 35-26 | .574 | L2 |

SEC PRESEASON COACHES' POLL

(First-Place Votes in Parentheses)

| Place | School | Points |
|-------|-------------------|--------|
| 1. | Texas (7) | 186 |
| 2. | Florida (6) | 181 |
| 3. | Oklahoma (2) | 170 |
| 4. | Tennessee | 158 |
| 5. | Texas A&M | 153 |
| 6. | LSU | 115 |
| 7. | Arkansas | 104 |
| 8. | Georgia | 103 |
| 9. | Missouri | 100 |
| 10. | Alabama | 97 |
| 11. | Kentucky | 55 |
| 12. | Mississippi State | 54 |
| 13. | Auburn | 37 |
| 14. | Ole Miss | 34 |
| 15. | South Carolina | 28 |

Coaches were not allowed to vote for their own team.

| 2025 AWARDS AND HONORS | |
|---|--|
| Bri Ellis 1B | |
| » SEC Player of the Week (Feb. 16) | |
| » D1 Softball National Player of the Week (Feb. 17) | |
| » D1 Softball D100 Players (37) | |
| » Softball America Top Preseason Top 100 (42) | |
| » USA Softball Player of the Year Watch List | |
| » Preseason All-SEC | |
| » NFCA Top Performer (Feb. 11, Feb. 18) | |
| Kailey Wyckoff UTL | |
| » D1 Softball D100 Players (43) | |
| » Softball America Top Preseason Top 100 (61) | |
| » D1 Softball Preseason Second-Team All-America | |
| » USA Softball Player of the Year Watch List | |
| » Preseason All-SEC | |
| Reagan Johnson OF | |
| » D1 Softball D100 Players (61) | |
| » Softball America Top Preseason Top 100 (73) | |
| Kennedy Miller C | |
| » D1 Softball D100 Players (62) | |
| Payton Burnham P/UTL | |
| » D1 Softball D100 Freshman | |
| » Softball America Freshman Watch List | |
| » NFCA Top Performer | |
| Cam Harrison P/UTL | |
| » D1 Softball D100 Freshman | |
| » Softball America Freshman Watch List | |
| Ella McDowell INF | |
| » D1 Softball D100 Freshman | |
| » Softball America Freshman Watch List | |
| Ramsey Walker OF | |
| » D1 Softball D100 Freshman | |
| » Softball America Freshman Watch List | |
| Robyn Herron LHP | |
| » NFCA Top Performer (Feb. 18) | |



COURTNEY DEIFEL

HEAD COACH

Career: 362-195 (11 Seasons)

Arkansas: 335-168 (10 Seasons)

Courtney Deifel became the fourth head coach in program history when she was hired on June 11, 2015, and recently completed her ninth season at Arkansas in 2024. In her nine seasons in Fayetteville, she has orchestrated the Razorbacks' return to postseason play and guided the program to two SEC regular season championships, one SEC Tournament crown and seven NCAA Tournament appearances, which includes seven consecutive berths from 2017-24. The Hogs have qualified for the national tournament every year it has been held since 2017. Deifel led the program to its first NCAA Tournament Super Regional appearances in 2018, 2021 and 2022. Since her first season in 2016, the Razorbacks have been ranked 99 times in the NFCA Coaches' Poll after previously being ranked only once in program history. 13 of the program's 14 NFCA All-American awards and 78 Easton/NFCA All-America Scholar-Athlete accolades have been accumulated under Deifel since 2016. Deifel - the program's all-time wins leader - enters the 2025 season with 315 career wins at Arkansas. Deifel has logged four 40-win seasons while at Arkansas, including three consecutive 40-win seasons from 2021-23. Prior to her arrival in Fayetteville, Arkansas recorded only two 40-win seasons across 19 years. Heading into her 10th season at helm in 2025, Arkansas has won two of the last three SEC regular season crowns.

In 2024, Deifel led the Razorbacks to a 37-18 mark (14-10 SEC), and a No. 12 national seed in the NCAA tournament, the fifth in program history, all of which have come under Deifel's watch. The NCAA tournament appearance was a program record seventh-straight, dating back to the 2017 season. Deifel won her 300th career game with a 5-1 win at Auburn on March 16, 2024, completing a doubleheader sweep over the Tigers. Under Deifel's guidance, first baseman Bri Ellis (Second Team) and right-handed pitcher Morgan Leinstock (Third Team) earned NFCA All-America honors. Leinstock posted a 2.14 ERA and a 13-6 record while striking out 137 batters in 140.2 innings pitched. Deifel's and the Razorbacks' success in the transfer portal continued into 2024 as Ellis led the team with 14 home runs, 47 RBI, 97 total bases and a .651 slugging percentage while posting a .322 batting average with 48 hits after transferring from Auburn. Freshman Kennedy Miller earned Freshman All-America honors from DI Softball and was a Finalist for the TUCCI/NFCA Freshman of the Year award after breaking onto the scene by hitting .331 with eight home runs and 36 RBI. Behind the plate, Miller posted a .997 fielding percentage while throwing out five would-be base stealers. Ellis and Leinstock received All-SEC selections along with center fielder Reagan Johnson and second baseman Cyllie Halvorson. Additionally Ellis and third baseman Hannah Gammill were named to the SEC All-Defensive Team.

In the 2023 campaign, Deifel led Arkansas to another highly successful season and the program's sixth consecutive NCAA appearance - the longest streak in program history. Finishing 40-19 (14-10 SEC), Arkansas claimed its third straight 40-win season and a top-four SEC finish. Earning the No. 11 national seed in the NCAA Tournament, all four of the program's national seeds have been accumulated under Deifel. In Arkansas' 7-6 win vs. No. 22 Louisiana on Feb. 18, Deifel became the

program's all-time wins leader after surpassing Carrie Dever-Boaz's (1997-2004) 244 wins at helm. Under Deifel's leadership, two Razorbacks received NFCA All-America recognition in 2023 - Rylin Hedgecock (NFCA First-Team All-America) and Chenise Delce (NFCA Second-Team All-America). Delce became the program's first two-time NFCA All-American pitcher after collecting the honor in 2022. Six Hogs claimed NFCA All-Region status - Chenise Delce, Cyllie Halvorson, Reagan Johnson and Rylin Hedgecock were named to the All-South Region First Team, Raigan Kramer was tabbed to the second team and Lauren Camenzind was selected to the third team. Delce had another breakout season in the circle, posting a 21-11 record and 2.02 ERA with 193 strikeouts, 17 complete games, six solo shutouts and four saves while limiting opponents to a .200 batting average. The 2022 SEC Pitcher of the Year, Delce picked up where she left off in 2023. The Oklahoma City product charted the fourth-most strikeouts (193) and saves by an SEC pitcher this year. She also filed the third-most wins by a league pitcher. Illustrating why she's a force in the circle, 11 of her victories came against ranked competition. True freshman Reagan Johnson excelled at the plate and in center field, earning a spot on DI Softball's Freshman All-America team and being honored as a Top 10 Finalist for NFCA/TUCCI's National Freshman of the Year award. Johnson peppered the third-most hits (79) in single-season program history. She also boasted the sixth-highest batting average (.378) along with tying for the seventh-most stolen bases (18) and 10th-most runs scored (47) in single-season program history. Johnson also paced Arkansas with 24 multi-hit outings this season. The Karnes City, Texas, native ranked second in the SEC and eighth nationally in hits. Johnson also shined in center field and compiled a .968 fielding percentage with 86 putouts and four assists on 93 total chances.

In 2022, Deifel guided the Razorbacks to their most successful season in school history, collecting back-to-back SEC regular season titles, headlined by the program's first outright regular season crown, and the program's first SEC Tournament championship after blanking Missouri, 4-0, in Gainesville, Fla., on May 13. Arkansas concluded the season with the most single-season wins in program history and a 48-11 record, marking a program-record .814 win percentage. Arkansas finished SEC play with a 19-5 record, producing the second consecutive 19-win conference season for the Hogs. Against Missouri State on March 3, Deifel became just the second head coach in program history to reach 200 career wins. The Hogs made their 11th NCAA Tournament appearance, earning the program's highest overall seed (No. 4) and hosted their second straight Super Regional. The Razorbacks hosted the highest attended Regional and Super Regional in the NCAA in 2022. The Razorbacks tabbed an SEC-best 12 all-conference honors and a school-record five NFCA All-American nods to round out yet another enormous postseason awards haul. Arkansas became the first SEC program since 2006 to have four first team all-Americans. Danielle Gibson (first team) became the program's first two-time NFCA All-American while KB Sides (first team), Linnie Malkin (first team), Hannah Gammill (first team) and Chenise Delce (second team) earned their first All-American honors. For the first time in program history, all

DEIFEL YEAR-BY-YEAR

| Year | School | Overall | Conf. | Postseason |
|-------------|----------|---------|---------|---------------------|
| 2015 | Maryland | 27-27 | 9-14 | -- |
| 2016 | Arkansas | 17-39 | 1-23 | -- |
| 2017 | Arkansas | 31-24 | 7-17 | NCAA Regional |
| 2018 | Arkansas | 42-17 | 12-12 | NCAA Super Regional |
| 2019 | Arkansas | 38-20 | 12-12 | NCAA Regional |
| 2020 | Arkansas | 19-6 | 1-2 | -- |
| 2021 | Arkansas | 43-11 | 19-5 | NCAA Super Regional |
| 2022 | Arkansas | 48-11 | 19-5 | NCAA Super Regional |
| 2023 | Arkansas | 40-19 | 14-10 | NCAA Regional |
| 2024 | Arkansas | 37-18 | 14-10 | NCAA Regional |
| 2025 | Arkansas | 20-3 | 1-2 | |
| 10 seasons | | 362-195 | 109-912 | 7 appearances |
| At Arkansas | | 335-168 | 100-98 | 7 appearances |

eight NFCA All-Region nominees secured spots on All-South Region teams. Deifel was named SEC Coach of the Year for the second straight season while KB Sides became the program's its first-ever SEC Player of the Year honor and Chenise Delce earned the Hogs' second consecutive SEC Pitcher of the Year accolade after Mary Haff collected the award in 2021. Arkansas tabbed a league-best 12 all-conference honors and eight NFCA All-Region distinctions to round out an enormous postseason awards haul. The 2022 coaching staff was named the NFCA's South Region Staff of the Year for the second straight season.

Deifel, the SEC Coach of the Year, directed the most successful year in program history in 2021 by claiming the school's first SEC regular season title and hosting NCAA Tournament Super Regionals for the first time. The team finished 43-11 (19-5 SEC), producing a then-school record .796 win percentage. The Hogs earned a No. 6 national ranking, the highest in program history, and captured the No. 6 national seed in the NCAA Tournament. Arkansas began conference play winning 12 straight games, notching the fifth-best league-only start in SEC history. A 19-game winning streak in non-conference action also set a school record. The Razorbacks received many postseason superlatives as infielders Braxton Burnside and Danielle Gibson, and pitcher Mary Haff were named NFCA All-Americans. Haff also took home the school's first SEC Pitcher of the Year award. Offensively, the Razorbacks shattered the school's single-season home run record, mashing 95 long balls with Burnside setting the individual single-season program mark hitting 25. Deifel's 216 wins in Fayetteville rank second among all coaches in program history. The NFCA named the 2021 coaching staff the South Region's Staff of the Year.

Deifel guided the Razorbacks to a 19-6 (1-2 SEC) record in the COVID-19 shortened 2020 campaign. In the only league series of the season, the Razorbacks earned a 1-0 conference-opening victory, their first road win over Alabama since 2000. Arkansas remained in the national polls throughout the year and climbed from a preseason No. 24 ranking to the No. 19 slot in the final release of the NFCA Coaches' Poll. Junior catcher Kayla Green was honored with SEC Player of the Week recognition for the first time in her career and freshman pitcher Jenna Bloom emerged as one of the rising stars in the league, leading all freshmen in the nation striking out 10.9 hitters per seven innings.



COURTNEY DEIFEL

HEAD COACH 7 NCAA Tournament Appearances SEC Champions (2021, 2022) SEC Tournament Champions (2022)

Deifel led the Razorbacks to their third consecutive post-season appearance in 2019, earning an at-large bid to the Stillwater Regional. The Hogs finished the season 38-20 and 12-12 in SEC play. It marks the first time since 1999-00 that the Razorbacks finished the season .500 or better in conference play in back-to-back seasons. The Razorbacks garnered their highest in-season ranking during weeks one and two, coming in at 12th and 11th in the NFCA and ESPN polls respectively.

Arkansas saw two players named to the All-SEC teams, pitcher Autumn Storms was named second team and outfielder Hannah McEwen garnered first-team recognition. McEwen's first-team selection was the first for Arkansas since 2012 and only the second in program history. In year four under Coach Deifel, the Razorbacks also earned two SEC Player of the Week awards, three SEC Pitcher of the Week awards, and one USA Softball Co-Player of the Week. A record five Razorbacks were named to the NFCA All-Region teams, with Storms garnering the first, first-team selection of her career. Storms went on to be named NFCA Second Team All-American as a pitcher, the first Razorback since 2010.

Year four with Coach Deifel and the Razorback staff saw growth in all aspects as the game, including a team .288 batting average, which ranks second-highest in program record book. In fact, four of the top seven team batting averages in program history come from the Deifel era.

In the 2018 campaign, Arkansas wrapped up the year with a 42-17 (12-12 SEC) record, the third most wins in program history; and the most victories since 2000. The team earned a national seed (13) in the NCAA Tournament for the first time in program history and went 3-0 defeating DePaul and Wichita State twice to earn the Fayetteville Regional Championship on its home field. The Hogs made their first ever NCAA Super Regional appearance but fell to eventual national semifinalist, Oklahoma, in Norman. Arkansas finished 17th in the final NCAA RPI report and the coaching staff earned 2018 NFCA Division I South Region Staff of the Year.

Just two seasons removed from a one-win conference tally, Deifel guided the Razorbacks to a 12-12 mark in SEC play. As the No. 7 seed at SEC Tournament, the program made its first semifinal appearance since 2001. The Razorbacks finished the season with a 27-2 record on their home field, establishing a new program record for home wins in a single season. Part of Arkansas' home triumphs included the program's first three-game sweep of a ranked team (No. 20 Mississippi State) and its first-ever series win over Alabama.

Deifel piloted the 2017 Razorbacks to a 31-24 record and the program's first NCAA Tournament appearance since 2013. The Razorbacks improved their win total by 17 games from the previous season, marking the largest increase in the country among Power 5 programs. Arkansas also tallied seven wins in SEC play, equaling the combined total from the previous three seasons. In recognition of the team's performance, Deifel was named the 2017 D1SoftballNews Coach of the Year.

From year one to two under Deifel, Arkansas' pitching staff

lowered its combined ERA by more than four runs (6.98 to 2.82) and added more than 20 points to its batting average (.260 to .284). The Razorbacks also led the SEC and tied for 17th in the NCAA with 59 home runs. During the year, Arkansas earned its first national ranking since 2013 when it was slotted at No. 24 in the March 7 release ESPN/USA Softball poll.

Individually, Deifel saw two Razorbacks earn NFCA All-South Region accolades with Nicole Schroeder and Autumn Storms earning second-team and third-team honors, respectively. Storms was also named to the SEC All-Freshman Team while A.J. Belans was voted to the All-SEC Second Team. Schroeder went on to be drafted by the Akron Racers as the program's second NPF selection.

Deifel's first win over a ranked team at Arkansas came during the 2016 season when the Razorbacks knocked off No. 23 Nebraska, 11-10, during the Easton Tournament in Fullerton, Calif.; the team added five ranked wins in 2017. The 2016 campaign also saw newcomer Ashley Diaz make an immediate impact as a member of the NFCA All-South Region Second Team and garnered NFCA National Freshman of the Year Top 25 Watch List recognition.

During her playing and coaching careers prior to coming to Arkansas, Deifel advanced to 11 NCAA Tournaments including a four-year run to the Women's College World Series (WCWS) as an All-American catcher at California that was highlighted by winning the 2002 national title. The Bears also finished second (2003), fifth (2001) and seventh (2000) at the WCWS over her four-year run. Her postseason successes also featured a pair of Super Regionals as a graduate assistant at Oklahoma and five NCAA Regionals as an assistant at Maryland and Louisville.

As a first-year head coach, Deifel ushered in a culture of change for Maryland in 2015. Along with the program's 16-game improvement from the previous season, the Terrapins' offense show tremendous growth. Maryland finished 27th in the NCAA with 6.28 runs per game behind 339 runs scored, up more than 150 runs from 2014. Deifel also led her team to a .309 batting average, a 40-point jump from 2014 which also ranked 57th in the NCAA.

Individually, Deifel guided three players to all-conference accolades and a pair of NFCA all-region honors. Lindsey Schmeister was an All-Big Ten first team performer while Shannon Bustillos and Erin Pronobis landed on the All-Big Ten second team. Pronobis and Corey Schwartz were also named to the NFCA All-Midwest Region Third Team. Under Deifel's watch, the trio helped Maryland to single-season school records in doubles, home runs, RBI and walks.

Prior to taking the head job at Maryland, Deifel spent four seasons as an assistant coach at Louisville in which she helped the Cardinals to four NCAA appearances, the 2014 American Athletic Conference Tournament title and an overall record of 176-60 (.746). Louisville averaged 44 wins in that time with a program-record 55 wins in 2012. Her student-athletes at Lou-

isville racked up four NFCA All-America certificates and 29 all-conference selections.

She also spent two seasons as a graduate assistant at Oklahoma where she was a member of a staff that guided the 2008 Sooners to a 47-14 record and a Super Regional appearance.

As a player, Deifel was the starting catcher for California from 2000-03 and led the Golden Bears to four Women's College World Series appearances including a national championship run in 2002 and national runner-up showing in 2003. She appeared in 285 games missing just three behind the plate over her four seasons. As a four-year starter behind the plate, she was a 2003 All-American, two-time All-Pac 10 selection and caught seven no-hitters. She is still the program's career leader with 1,969 putouts.

Aside from her accomplishments in collegiate softball, Deifel had a successful professional career following her days at Cal. In 2004, she helped the NY/NJ Juggernaut to the National Professional Fastpitch (NPF) league title. Deifel also spent three years with LeoPalace21 in Japan that resulted in a runner-up showing and a pair of third-place finishes.

She graduated from California in 2003 with a bachelor of arts in American Business and Globalism and American Studies. Deifel earned her master's of arts in Human Relations from Oklahoma in 2008.

Deifel's sister, Amanda Scott, is currently the head softball coach at Missouri-St. Louis and won a Women's College World Series title at Fresno State in 1998.

Deifel and her husband Joe are the parents of two sons, Trip and Walt. The family resides in Fayetteville.

ALL-TIME SERIES UNDER DEIFEL *ARKANSAS ONLY

| Opponent | Series | H | A | N |
|---------------------|--------|-----|-----|-----|
| Alabama | 8-12 | 5-4 | 3-6 | 0-2 |
| Arkansas-Pine Bluff | 1-0 | 1-0 | | |
| Arizona | 3-5 | 2-4 | 1-1 | |
| Army | 0-1 | | | 0-1 |
| Auburn | 12-6 | 6-3 | 6-3 | |
| Baylor | 3-1 | 0-1 | | 3-0 |
| Binghamton | 1-0 | | | 1-0 |
| Boston U | 4-0 | 4-0 | | |
| Bradley | 4-0 | | | 4-0 |
| BYU | 0-1 | | | 0-1 |
| Buffalo | 1-0 | 1-0 | | |
| Cal State Fullerton | 1-1 | | 0-1 | 1-0 |
| CSUN | 1-0 | | | 1-0 |
| Campbell | 2-0 | | | 2-0 |
| Central Arkansas | 5-2 | 2-1 | 3-1 | |
| Central Connecticut | 2-0 | 2-0 | | |
| Central Michigan | 1-0 | | | 1-0 |
| Dartmouth | 2-0 | 2-0 | | |
| Delaware | 1-0 | | | 1-0 |
| DePaul | 1-0 | 1-0 | | |
| Drake | 6-2 | 6-2 | | |
| Duke | 0-1 | | | 0-1 |
| Florida | 6-10 | 2-4 | 3-6 | 1-0 |
| Florida State | 0-2 | 0-1 | | 0-1 |
| Florida A&M | 2-0 | | | 2-0 |
| FAU | 2-1 | 1-0 | 1-1 | |
| FGCU | 1-0 | | 1-0 | |
| Fordham | 1-0 | | | 1-0 |
| Furman | 4-0 | 3-0 | | 1-0 |
| George Washington | 1-0 | | | 1-0 |
| Georgia | 8-9 | 2-4 | 5-4 | 1-1 |
| Grand Canyon | 1-1 | | | 1-1 |
| Harvard | 1-0 | 1-0 | | |
| Illinois | 3-1 | 3-1 | | |
| Illinois State | 2-0 | 2-0 | | |
| Indiana | 1-0 | | | 1-0 |
| Iowa | 2-0 | 2-0 | | |
| IUPUI | 3-0 | 3-0 | | |
| Iowa State | 3-0 | 3-0 | | |
| Jackson State | 1-0 | | 1-0 | |
| Kansas | 4-0 | 3-0 | 1-0 | |
| Kansas City | 5-1 | 4-1 | 1-0 | |
| Kennesaw State | 2-0 | 2-0 | | |
| Kent State | 2-0 | 2-0 | | |
| Kentucky | 7-9 | 4-5 | 2-4 | 1-0 |
| Lamar | 2-0 | 2-0 | | |
| Lehigh | 1-0 | | | 1-0 |
| Liberty | 1-1 | 0-1 | 1-0 | |
| Lipscomb | 2-0 | | | 2-0 |
| Long Beach State | 2-0 | | | 2-0 |
| Longwood | 1-0 | 1-0 | | |
| Louisville | 2-1 | 2-1 | | |
| Louisiana | 1-0 | | | 1-0 |
| Louisiana Tech | 1-0 | | | 1-0 |
| Loyola Marymount | 3-0 | | | 3-0 |
| LSU | 8-10 | 4-5 | 4-5 | |
| Manhattan | 2-0 | 1-0 | | 1-0 |
| Marist | 3-0 | 2-0 | | 1-0 |
| Marshall | 1-0 | | | 1-0 |
| Maryland | 1-0 | | | 1-0 |
| McNeese | 3-2 | | 3-1 | 0-1 |
| Memphis | 2-0 | | | 2-0 |
| Michigan State | 1-0 | | | 1-0 |
| Mississippi State | 11-3 | 7-2 | 4-2 | |
| Missouri | 9-8 | 5-4 | 3-3 | 1-1 |
| Missouri State | 6-1 | 5-1 | 1-0 | |
| Montana | 0-1 | 0-1 | | |
| Nebraska | 4-0 | 1-0 | | 3-0 |
| Nevada | 1-0 | 1-0 | | |
| New Mexico | 2-0 | | | 2-0 |
| New Mexico State | 1-0 | | 1-0 | |
| North Carolina | 0-1 | | | 0-1 |
| North Dakota State | 4-1 | 2-0 | | 2-1 |
| North Texas | 4-0 | 2-0 | 2-0 | |
| North Carolina | 0-3 | | | 0-3 |
| Northern Colorado | 5-1 | 4-0 | | 1-1 |
| Northern Iowa | 3-1 | 3-1 | | |
| Northwestern State | 3-0 | 3-0 | | |
| Notre Dame | 2-1 | 1-0 | 1-1 | |
| Ohio | 1-0 | | | 1-0 |
| Oregon | 2-2 | 2-2 | | |
| Oklahoma | 0-5 | 0-1 | 0-4 | |
| Oklahoma State | 1-3 | 0-2 | 1-0 | 0-1 |
| Ole Miss | 12-10 | 7-2 | 4-8 | 1-0 |
| Omaha | 6-0 | 4-0 | | 2-0 |
| Penn State | 1-0 | | | 1-0 |
| Princeton | 1-0 | 1-0 | | |
| Rutgers | 3-0 | | | 3-0 |

ALL-TIME SERIES UNDER DEIFEL *ARKANSAS ONLY

| Opponent | Series | H | A | N |
|---------------------|--------|-----|-----|-----|
| Sacramento State | 1-0 | | | 1-0 |
| Samford | 1-0 | | | 1-0 |
| San Diego | 2-0 | | | 2-0 |
| SIUE | 2-0 | 2-0 | | |
| South Alabama | 1-1 | 1-1 | | |
| South Carolina | 12-7 | 3-3 | 6-3 | 0-1 |
| South Dakota State | 3-1 | 3-1 | | |
| Southeast Missouri | 10-1 | 8-1 | 2-0 | |
| Southern Utah | 1-0 | | | 1-0 |
| Southern Miss | 2-0 | | | 2-0 |
| Saint Francis (Pa.) | 2-0 | 2-0 | | |
| Saint Louis | 3-0 | 3-0 | | |
| Stanford | 1-0 | 1-0 | | |
| Tennessee | 8-9 | 4-2 | 4-6 | 0-1 |
| Texas | 1-4 | | 0-2 | 1-2 |
| Texas State | 1-0 | | 1-0 | |
| Texas A&M | 5-10 | 2-4 | 3-6 | |
| Texas A&M-CC | 2-0 | 2-0 | | |
| Texas A&M-Commerce | 2-0 | 1-0 | 1-0 | |
| Texas Tech | 2-0 | 2-0 | | |
| Tulsa | 2-5 | 1-2 | 1-1 | 0-2 |
| UAB | 3-0 | 3-0 | | |
| UCLA | 0-1 | 0-0 | 0-0 | 0-1 |
| UConn | 1-0 | | | 1-0 |
| UIC | 1-0 | | | 1-0 |
| ULM | 2-0 | | | 2-0 |
| UMass Lowell | 2-0 | | | 2-0 |
| UNLV | 1-1 | | 1-0 | 0-1 |
| Utah | 1-0 | | | 1-0 |
| UT Arlington | 7-1 | 4-0 | 3-1 | |
| UTEP | 1-0 | | | 1-0 |
| Villanova | 3-1 | 2-1 | | 1-0 |
| Washington | 0-3 | | | 0-3 |
| Weber State | 3-0 | | | 3-0 |
| Western Illinois | 1-0 | 1-0 | | |
| Western Kentucky | 2-0 | | 2-0 | |
| Wichita State | 6-3 | 6-1 | 0-2 | |
| Wright State | 2-0 | 2-0 | | |

TOP 25 WINS UNDER DEIFEL

| Date | Opponent | Result | Score | Site |
|---------|-----------------------|--------|----------|------|
| 3/19/16 | vs. #23 Nebraska | W | 11-10 | N |
| 3/17/17 | #14 Tennessee | W | 4-3 | H |
| 3/18/17 | #14 Tennessee | W | 2-1 | H |
| 4/8/17 | at #24 Missouri | W | 6-5 | A |
| 4/9/17 | at #24 Missouri | W | 4-2 | A |
| 4/16/17 | #5 Texas A&M | W | 4-3 | H |
| 2/17/18 | vs. #21 Utah | W | 4-2 | N |
| 3/30/18 | #20 Mississippi State | W | 3-2 | H |
| 3/31/18 | #20 Mississippi State | W | 6-0 | H |
| 4/1/18 | #20 Mississippi State | W | 8-2 | H |
| 4/8/18 | at #12 South Carolina | W | 4-0 | A |
| 4/14/18 | #15 Alabama | W | 3-0 | H |
| 4/15/18 | #15 Alabama | W | 6-3 | H |
| 4/21/18 | at #11 Auburn | W | 4-2 | A |
| 5/9/18 | vs. #19 Kentucky | W | 3-1 | N |
| 5/10/18 | vs. #8 Georgia | W | 8-3 | N |
| 3/15/19 | #16 South Carolina | W | 3-2 | H |
| 3/16/19 | #16 South Carolina | W | 7-4 | H |
| 3/23/19 | at #5 Tennessee | W | 1-0 | A |
| 3/29/19 | #18 Kentucky | W | 1-0 | H |
| 3/31/19 | #18 Kentucky | W | 3-2 | H |
| 4/18/19 | #9 LSU | W | 8-5 | H |
| 4/19/19 | #9 LSU | W | 11-1 (5) | H |
| 5/3/19 | #23 Auburn | W | 1-0 | H |
| 5/4/19 | #23 Auburn | W | 7-1 | H |
| 5/5/19 | #23 Auburn | W | 5-2 | H |
| 3/6/20 | at #9 Alabama | W | 1-0 | A |
| 2/21/21 | vs. #21 Baylor | W | 7-2 | N |
| 3/12/21 | at #20 South Carolina | W | 4-1 | A |
| 3/13/21 | at #20 South Carolina | W | 7-5 (10) | A |
| 3/14/21 | at #20 South Carolina | W | 3-2 | A |
| 4/10/21 | #4 Alabama | W | 4-0 | H |
| 4/16/21 | at #20 Georgia | W | 10-3 | A |
| 4/17/21 | at #20 Georgia | W | 5-2 | A |
| 4/18/21 | at #20 Georgia | W | 5-2 | A |
| 5/1/21 | at #16 LSU | W | 1-0 | A |
| 5/3/21 | at #16 LSU | W | 4-1 | A |
| 3/18/22 | at #10 Tennessee | W | 4-3 | A |
| 3/19/22 | at #10 Tennessee | W | 9-6 | A |
| 4/8/22 | #21 Auburn | W | 7-4 | H |
| 4/9/22 | #21 Auburn | W | 4-3 | H |
| 4/10/22 | #21 Auburn | W | 17-4 (5) | H |
| 4/15/22 | #15 Kentucky | W | 2-1 | H |
| 4/17/22 | #15 Kentucky | W | 8-0 (6) | H |
| 4/22/22 | at #14 Florida | W | 9-1 (6) | A |
| 4/23/22 | at #14 Florida | W | 5-4 | A |
| 4/24/22 | at #14 Florida | W | 2-0 | A |
| 5/13/22 | at #14 Florida | W | 4-1 | A |
| 5/14/22 | vs. #16 Missouri | W | 4-0 | N |
| 5/21/22 | #24 Oregon | W | 6-2 | H |
| 5/22/22 | #24 Oregon | W | 9-3 | H |
| 5/26/22 | #18 Texas | W | 7-1 | H |
| 2/18/23 | vs. #22 Louisiana | W | 7-6 | N |
| 2/23/23 | #19 Arizona | W | 3-2 | H |
| 2/24/23 | #19 Arizona | W | 2-1 | H |
| 3/19/23 | at #13 Alabama | W | 5-3 | A |
| 3/20/23 | at #13 Alabama | W | 2-1 (10) | A |
| 3/24/23 | #10 Florida | W | 6-2 | H |
| 3/26/23 | #10 Florida | W | 14-1 (5) | H |
| 4/8/23 | #10 Georgia | W | 4-3 | H |
| 4/22/23 | at #20 Kentucky | W | 8-1 | A |
| 4/23/23 | at #20 Kentucky | W | 14-6 (5) | A |
| 4/30/23 | #3 Tennessee | W | 6-4 | H |
| 5/1/23 | #3 Tennessee | W | 2-0 | H |
| 3/23/24 | #20 Mississippi State | W | 3-0 | H |
| 3/30/24 | at #3 Georgia | W | 3-2 | A |
| 4/1/24 | at #3 Georgia | W | 8-2 | A |
| 4/5/24 | #11 Missouri | W | 5-2 | H |
| 4/7/24 | #11 Missouri | W | 4-1 | H |
| 4/12/24 | at #25 South Carolina | W | 4-3 | A |
| 4/14/24 | at #25 South Carolina | W | 3-0 | A |
| 4/19/24 | #15 Alabama | W | 1-0 (9) | H |
| 4/21/24 | #15 Alabama | W | 8-0 (5) | H |
| 4/26/24 | at #7 LSU | W | 2-1 | A |
| 4/27/24 | at #7 LSU | W | 4-1 | A |
| 3/9/25 | at #25 Ole Miss | W | 20-3 (5) | A |

MISC. HITTING RECORDS

4+ Hit Games

| No. | Player | Opponent | Date |
|-----|--------------------|-------------------|---------|
| 5 | Danielle Gibson | Furman | 4/13/19 |
| 5 | Macy Burr | Texas Southern | 2/25/11 |
| 5 | Whitney Cloer | Kentucky | 3/31/07 |
| 4 | Reagan Johnson | Ohio | 2/9/24 |
| 4 | Reagan Johnson | Kentucky | 4/22/23 |
| 4 | Reagan Johnson | Iowa St. | 3/2/23 |
| 4 | KB Sides | Lehigh | 3/11/22 |
| 4 | Danielle Gibson | Alabama | 3/6/20 |
| 4 | Braxton Burnside | Furman | 2/15/20 |
| 4 | Sydney Parr | Nebraska | 2/9/20 |
| 4 | Hannah McEwen | LSU | 4/19/19 |
| 4 | Hannah McEwen | Nevada | 3/1/19 |
| 4 | Danielle Gibson | SIUE | 3/23/19 |
| 4 | Katie Warrick | Iowa St. | 3/16/18 |
| 4 | Stephanie Canfield | Florida A&M | 2/24/17 |
| 4 | Autumn Buczek | Central Mich. | 2/21/16 |
| 4 | Devon Wallace | Southeast Mo. St. | 3/1/15 |
| 4 | Stephanie Canfield | Virginia | 2/21/15 |
| 4 | Kasey Fagan | Butler | 2/13/14 |
| 4 | Sierra Bronkey | Saint Louis | 2/24/13 |
| 4 | Stephanie Canfield | Murray St. | 2/23/13 |
| 4 | Devon Wallace | Alabama | 4/27/12 |
| 4 | Katie Harrison | Belmont | 2/10/12 |
| 4 | Kayla Johnson | Mississippi St. | 3/18/09 |
| 4 | Jessica Bachkora | UAB | 2/8/08 |
| 4 | Miranda Dixon | ULM | 3/4/07 |
| 4 | Lauren Hendrix | vs. Houston | 2/9/01 |
| 4 | Dana Gulick | at Kentucky | 4/24/98 |

Multi-HR Games

| No. | Player | Opponent | Date |
|-----|-------------------|---------------------|---------|
| 2 | Nicole Schroeder | Louisville | 2/14/15 |
| 2 | Parker Pockington | Butler | 2/13/14 |
| 2 | Clarisa Navarro | UMKC | 3/27/13 |
| 2 | Devon Wallace | Alabama | 4/28/12 |
| 2 | Jennifer Rambo | Kentucky | 4/11/12 |
| 2 | Devon Wallace | Kentucky | 4/11/12 |
| 2 | Becca Carden | Ole Miss | 3/23/12 |
| 2 | Lane McGuirt | Tennessee | 4/14/10 |
| 2 | Sandra Smith | Kentucky | 3/21/10 |
| 2 | Jessica Bachkora | SIUE | 3/14/10 |
| 2 | Jessica Bachkora | Missouri St. | 2/20/10 |
| 2 | Sandra Smith | Sam Houston St. | 2/19/10 |
| 2 | Whitney Cloer | Oklahoma | 5/16/09 |
| 2 | Miranda Dixon | Oklahoma | 4/8/09 |
| 2 | Sandra Smith | Auburn | 4/5/09 |
| 2 | Whitney Cloer | Kentucky | 3/21/09 |
| 2 | Dayna Huckabee | Kentucky | 4/13/07 |
| 2 | Whitney Cloer | Nebraska | 3/18/07 |
| 2 | Miranda Dixon | ULM | 3/4/07 |
| 2 | Cortney Mitchell | at Coastal Carolina | 3/11/02 |

Home Run Cycles

Name: Danielle Gibson (solo, two-run home run, three-run home run, grand slam)

Opponent: SIU-Edwardsville

Date: 2/23/19

Result: W, 15-3 (4)

Multi-HR Games

| No. | Player | Opponent | Date |
|-----|------------------|--------------------|---------|
| 4 | Danielle Gibson | SIUE | 2/28/22 |
| 3 | Rylin Hedgecock | Kentucky | 3/3/23 |
| 2 | Bri Ellis | Southern Miss | 2/15/25 |
| 2 | Courtney Day | Bradley | 2/8/25 |
| 2 | Hannah Gammill | Georgia | 4/1/24 |
| 2 | Kennedy Miller | Auburn | 3/16/24 |
| 2 | Kennedy Miller | FAU | 3/1/24 |
| 2 | Cylie Halvorson | UT-Arlington | 2/23/24 |
| 2 | Bri Ellis | Long Beach St. | 2/16/24 |
| 2 | Kacie Hoffman | Mississippi St. | 3/31/23 |
| 2 | Rylin Hedgecock | Florida | 3/26/23 |
| 2 | Hannah Gammill | Florida | 3/24/23 |
| 2 | Rylin Hedgecock | A&M-Corpus Christi | 3/3/23 |
| 2 | Taylor Ellsworth | South Carolina | 5/1/22 |
| 2 | Linnie Malkin | South Carolina | 4/30/22 |
| 2 | KB Sides | Kentucky | 4/17/22 |
| 2 | Linnie Malkin | Southeast Mo. St. | 4/12/22 |
| 2 | Taylor Ellsworth | Auburn | 4/10/22 |
| 2 | Linnie Malkin | Auburn | 4/8/22 |
| 2 | Danielle Gibson | Ole Miss | 4/3/22 |
| 2 | Danielle Gibson | Western Ky. | 3/21/22 |
| 2 | Danielle Gibson | Tennessee | 3/19/22 |
| 2 | Taylor Ellsworth | Lehigh | 3/11/22 |
| 2 | Hannah Gammill | Maryland | 3/11/22 |
| 2 | Linnie Malkin | Central Ark. | 4/21/21 |
| 2 | Kayla Green | Alabama | 4/10/21 |
| 2 | Kayla Green | Missouri St. | 4/6/21 |
| 2 | Braxton Burnside | South Carolina | 3/13/21 |
| 2 | Danielle Gibson | Northwestern St. | 3/6/21 |
| 2 | Danielle Gibson | Northwestern St. | 3/5/21 |
| 2 | Braxton Burnside | Texas Tech | 2/28/21 |
| 2 | Braxton Burnside | Southeast Mo. St. | 2/26/21 |
| 2 | Linnie Malkin | McNeese | 2/20/21 |
| 2 | Braxton Burnside | Oklahoma St. | 2/11/21 |
| 2 | Ashley Diaz | UT Arlington | 3/26/19 |
| 2 | Hannah McEwen | Saint Louis | 4/10/18 |
| 2 | Katie Warrick | Iowa St. | 3/16/18 |
| 2 | Braxton Burnside | Grand Canyon | 2/17/17 |
| 2 | A.J. Belans | Missouri | 4/9/17 |
| 2 | Nicole Schroeder | Oklahoma St. | 3/1/17 |
| 2 | Tori Cooper | San Diego | 2/19/17 |
| 2 | Nicole Schroeder | Loyola Marymount | 2/17/17 |
| 2 | Nicole Schroeder | UMass Lowell | 2/11/17 |



MISC. PITCHING RECORDS

| No. | Pitcher | Opponent | Date | Total by Pitcher |
|-----|---------------------|--------------------------|---------|------------------------------------|
| 16 | Mary Haff | Furman | 4/13/19 | No. Name Years |
| 16 | Heather Schlichtman | Marshall | 4/9/04 | 16 Mary Haff..... 2018-22 |
| 15 | Heather Schlichtman | vs Wichita State | 3/3/01 | 14 Katy Henry..... 2005-08 |
| 15 | Heather Schlichtman | vs Auburn | 3/13/04 | 9 Robyn Herron..... 2024-Present |
| 15 | Katy Henry | ULM | 2/25/05 | 8 Heather Schlichtman..... 2001-04 |
| 15 | Katy Henry | vs UTSA | 2/16/07 | 8 Chenise Delce..... 2022-2023 |
| 15 | Kimmy Beasley | Auburn | 5/3/13 | 7 Kimmy Beasley..... 2012-14 |
| 15 | Mary Haff | at Tennessee | 3/23/19 | 5 Miranda Dixon..... 2007-10 |
| 14 | Mary Haff | Maryland | 3/11/22 | 5 Hope McLemore..... 2010-13 |
| 14 | Heather Schlichtman | vs Appalachian State | 2/7/04 | 4 Rachel Talley..... 1999-02 |
| 14 | Heather Schlichtman | Mississippi Valley State | 2/29/04 | 3 Autumn Storms..... 2017-21 |
| 14 | Heather Schlichtman | at Kentucky | 4/24/04 | 2 Chelsea Cohen..... 2010-13 |
| 14 | Katy Henry | Kansas City | 2/23/07 | 1 Jenna Bloom..... 2020-22 |
| 14 | Robyn Herron | Drake | 2/24/23 | 1 Kim Jones..... 2008-11 |
| 13 | Rachel Talley | vs Virginia Tech | 2/18/01 | 1 Tammy Kincaid..... 1997-2000 |
| 13 | Heather Schlichtman | Oklahoma City | 4/23/02 | 1 Grace Moll..... 2014-17 |
| 13 | Katy Henry | Centenary | 3/5/06 | 1 Morgan Leinstock..... 2024 |
| 13 | Chelsea Cohen | Saint Louis | 2/24/13 | 1 Reis Beuerlein..... 2025 |
| 13 | Mary Haff | at Saint Louis | 4/10/18 | |
| 13 | Mary Haff | vs Lipscomb | 2/10/19 | |
| 13 | Autumn Storms | Southeast Missouri | 2/21/19 | |
| 12 | Tammy Kincaid | Alabama | 3/21/99 | |
| 12 | Rachel Talley | at Auburn | 4/9/99 | |
| 12 | Heather Schlichtman | at FIU | 3/2/01 | |
| 12 | Rachel Talley | vs FAU | 3/3/01 | |
| 12 | Rachel Talley | vs Utah | 2/16/02 | |
| 12 | Katy Henry | vs Virginia | 2/9/07 | |
| 12 | Katy Henry | Creighton | 2/24/08 | |
| 12 | Miranda Dixon | ULM | 4/2/08 | |
| 12 | Hope McLemore | Louisiana Tech | 3/13/10 | |
| 12 | Kim Jones | vs. Rhode Island | 2/13/11 | |
| 12 | Kimmy Beasley | LSU | 4/6/13 | |
| 12 | Kimmy Beasley | at Missouri | 4/13/13 | |
| 12 | Mary Haff | vs Fordham | 2/19/18 | |
| 12 | Mary Haff | Northern Colorado | 3/2/18 | |
| 12 | Mary Haff | Dartmouth | 3/3/18 | |
| 12 | Mary Haff | Omaha | 2/28/19 | |
| 12 | Mary Haff | Boston U | 3/2/19 | |
| 12 | Mary Haff | vs. UIC | 2/15/20 | |
| 12 | Robyn Herron | Indiana | 2/18/23 | |
| 12 | Chenise Delce | Arizona | 2/23/23 | |
| 12 | Robyn Herron | Iowa State | 3/2/23 | |
| 12 | Chenise Delce | UAB | 4/14/23 | |
| 11 | Robyn Herron | ULM | 2/16/25 | |
| 11 | Katy Henry | Northwestern State | 3/4/06 | |
| 11 | Kimmy Beasley | LSU | 4/7/13 | |
| 11 | Kimmy Beasley | Kentucky | 4/19/13 | |
| 11 | Grace Moll | at Southeast Missouri | 4/6/16 | |
| 11 | Autumn Storms | Boston U | 3/2/19 | |
| 11 | Mary Haff | at Central Arkansas | 3/9/21 | |
| 11 | Mary Haff | at Tennessee | 3/18/22 | |
| 11 | Chenise Delce | North Texas | 3/3/23 | |
| 11 | Robyn Herron | Illinois State | 2/24/24 | |
| 10 | Katy Henry | at Ole Miss | 3/21/06 | |
| 10 | Katy Henry | at Florida | 3/25/06 | |
| 10 | Katy Henry | Kansas | 4/5/06 | |
| 10 | Miranda Dixon | at Texas A&M | 2/16/07 | |
| 10 | Katy Henry | Northern Iowa | 3/3/07 | |
| 10 | Katy Henry | at Kansas | 4/3/07 | |
| 10 | Miranda Dixon | at South Carolina | 3/3/08 | |
| 10 | Katy Henry | ULM | 4/2/08 | |
| 10 | Katy Henry | at Kentucky | 4/12/08 | |
| 10 | Miranda Dixon | vs Cleveland State | 3/7/09 | |
| 10 | Miranda Dixon | at Ole Miss | 3/29/09 | |
| 10 | Hope McLemore | vs Iowa | 2/12/10 | |
| 10 | Hope McLemore | Drake | 3/6/10 | |
| 10 | Hope McLemore | at Georgia | 4/2/10 | |
| 10 | Chelsea Cohen | ULM | 2/22/13 | |
| 10 | Kimmy Beasley | Jacksonville State | 3/2/13 | |
| 10 | Hope McLemore | Kentucky | 4/20/13 | |
| 10 | Kimmy Beasley | Butler | 2/13/14 | |
| 10 | Jenna Bloom | Kansas | 3/10/20 | |
| 10 | Mary Haff | North Dakota State | 2/25/21 | |
| 10 | Mary Haff | at South Carolina | 3/12/21 | |
| 10 | Autumn Storms | Alabama | 4/10/21 | |
| 10 | Chenise Delce | Louisville | 2/28/22 | |
| 10 | Chenise Delce | Missouri State | 3/3/22 | |
| 10 | Chenise Delce | Kennesaw State | 3/5/22 | |
| 10 | Chenise Delce | UCA | 3/6/23 | |
| 10 | Mary Haff | at Ole Miss | 4/2/22 | |
| 10 | Robyn Herron | Texas A&M Commerce | 4/18/23 | |
| 10 | Chenise Delce | Alabama | 5/11/23 | |
| 10 | Robyn Herron | vs. Penn State | 2/10/24 | |
| 10 | Robyn Herron | Northern Iowa | 3/10/24 | |
| 10 | Morgan Leinstock | at Auburn | 3/16/24 | |
| 10 | Reis Beuerlein | Illinois | 2/28/25 | |

| No-Hitters | | | |
|-------------------------------|---------------------------|-------------|---------|
| Pitchers | Opponent | Result | Date |
| Tammy Kincaid / Rachel Talley | CSUN | W, 1-0 | 2/20/00 |
| Jennifer Bottoms | Ohio State | W, 2-0 | 3/4/00 |
| Katy Henry | Centenary | W, 1-0 | 4/5/06 |
| Kimmy Beasley | Savannah State | W, 10-0 (6) | 3/19/13 |
| Hope McLemore / Chelsea Cohen | Kentucky | W, 4-0 | 4/20/13 |
| Grace Moll | Eastern Michigan | W, 13-0 (5) | 2/21/14 |
| Mary Haff | Northern Colorado | W, 9-0 (6) | 3/2/18 |
| Autumn Storms | Central Connecticut State | W, 7-0 | 3/3/18 |
| Mary Haff | Texas Tech | W, 9-0 (5) | 2/26/21 |
| Mary Haff | Maryland | W, 6-0 | 3/11/22 |
| Robyn Herron | Illinois State | W, 7-0 | 2/24/24 |
| Robyn Herron | ULM | W, 10-0 (5) | 2/16/25 |

| Perfect Games | | | |
|---------------|----------------|--------|---------|
| Pitchers | Opponent | Result | Date |
| Mary Haff | Maryland | W, 6-0 | 3/11/22 |
| Robyn Herron | Illinois State | W, 7-0 | 2/24/24 |



THE LAST TIME

ARKANSAS - TEAM

| | |
|--|--|
| Defeated a ranked opponent..... | def. #7 LSU, 4-1 (April 27, 2024) |
| Defeated a Top 10 ranked opponent..... | def. #7 LSU, 4-1, in Baton Rouge (April 27, 2024) |
| Highest ranked team defeated..... | def. #1 Cal, 3-2 (May 19, 2012) |
| Won 10 or more consecutive games..... | 14 (Feb. 6- Feb. 22) |
| Longest conference win streak..... | 12 (March 12, 2021-April 3, 2022) |
| Won 5 or more consecutive conference home games..... | 7 (March 20-April 22, 2023) |
| Won 5 or more consecutive road games..... | 7 (March 20-April 22, 2023) |
| Won in Extra Innings..... | 1-0 (9) vs. #15 Alabama (April 19, 2024) |
| Lost in Extra Innings..... | 3-2 (8) vs. Penn State (Feb. 10, 2024) |
| Played at least 10 Innings..... | (10) W, 2-1 vs. Alabama (March 20, 2023) |
| Played at least 11 Innings..... | (11) W, 4-3 vs. Drake (Feb. 24, 2023) |
| Played at least 12 Innings..... | (14) W, 6-4 at McNeese (Feb. 20, 2021) |
| Played at least 13 Innings..... | (14) W, 6-4 at McNeese (Feb. 20, 2021) |
| Played 14 or more Innings..... | (14) W, 6-4 at McNeese (Feb. 20, 2021) |
| Lost 5 or more consecutive games..... | 5 (May 6-20, 2017) |
| Lost 5 or more consecutive conference games..... | 6 (Mar. 24-April 2, 2017) |
| Scored 10 or more runs in a game..... | 13 vs. Missouri State (March 2, 2025) |
| Scored 10 or more runs in three straight games..... | LA Tech Classic (Feb. 15-16, 2025) |
| Scored 10 or more runs in four straight games..... | Wooo Pig Classic (Feb. 28-March 2, 2025) |
| Scored 15 or more runs in a game..... | 23 vs. Lipscomb (Feb. 7, 2025) |
| Shut out back-to-back opponents..... | Illinois State, UT-Arlington (Feb. 22-23, 2024) |
| Shut out three straight opponents..... | Drake, Iowa State, TAMU-CC (Feb. 26-May 2-3, 2023) |
| Was shutout (extra-inning game)..... | 2-0 (10) vs. Liberty (March 16, 2021) |
| Was Shutout (7-inning game)..... | 6-0 vs. Ole Miss (May 3, 2024) |
| Was Shutout (6-inning game)..... | 8-0 (6) vs. Washington (Feb. 11, 2022) |
| Was Shutout (5-inning game)..... | 8-0 at #8 Florida (April 6, 2019) |
| Was Shutout In Fayetteville..... | 6-0 vs. Ole Miss (May 3, 2024) |
| Was No-Hit..... | at #1 Florida (May 16, 2016) |
| Was No-Hit by SEC Opponent..... | at #1 Florida (May 16, 2016) |
| Was No-Hit in Fayetteville..... | vs. #9 Georgia (May 3, 2009) |
| Swept a three-game conference series..... | vs. Mississippi State (March 31-April 2, 2023) |
| Swept four or more conference series..... | #20 S. Car., Ole Miss, Miss. State, #25 Auburn, #20 UGA (2021) |
| Swept a three-game home conference series..... | vs. South Carolina (April 29-May 1) |
| Swept a three-game road conference series..... | at Mississippi State (March 31-April 2, 2023) |
| Swept a non-conference doubleheader..... | vs. SEMO (April 12, 2022) |
| Run ruled an opponent..... | 13-2 (5) vs. Missouri State (March 2, 2025) |
| Most consecutive run-rule wins in a season..... | 7, 2025 |
| Was run-ruled..... | L, 9-1 (6) vs. #25 Ole Miss (March 7, 2025) |
| Hit back-to-back home runs..... | Kailey Wyckoff and Ella McDowell at Texas State (Feb 6, 2025) |
| Hit five or more home runs in a game..... | 7 vs. Lehigh (March 11, 2022) |
| Hit four or more home runs in a game..... | 4 at Auburn (March 16, 2024) |
| Hit three or more home runs in a game..... | 3 vs. Southern Illinois (Feb. 15, 2025) |
| Homered in five or more consecutive games..... | 10 (Feb. 20-March 3, 2025) |
| Had 10 hits in a game..... | 10 vs. Cal State Fullerton (Feb. 20, 2025) |
| Had 15 or more hits in a game..... | 17 vs. Lipscomb (Feb. 7, 2025) |
| Had 10 or more hits in 2 consecutive games (2)..... | vs. Rutgers, Cal State Fullerton (Feb. 20, 2025) |
| Had 10 or more hits in 3 consecutive games..... | (3) vs Iowa, Illinois, Missouri St. (Feb. 28-March 2, 2025) |
| Had five or more doubles in a game..... | 5 vs Southern Miss (Feb. 16, 2025) |
| Had two or more triples in a game..... | 2 vs. Lipscomb (Feb. 7, 2025) |
| Had 10 or more RBI in a game..... | 11 vs. Missouri State (March 2, 2025) |
| Had 20 or more RBI in a game..... | 21 vs. Lipscomb (Feb. 7, 2025) |
| No-hit the opposition, 5 innings..... | vs. ULM (Feb. 16, 2025) |
| No-hit the opposition, 6 innings..... | vs. Illinois State (Feb. 24, 2024) |
| No-hit the opposition, 7 innings..... | vs. Illinois State (Feb. 24, 2024) |
| Recorded 10 or more walks..... | 11 vs. Lipscomb (Feb. 7, 2025) |
| Left 10 or more runners on base..... | 10 vs. Central Arkansas (April 30, 2024) |
| Allowed 10 or more hits..... | 13 vs. Mississippi State (March 24, 2024) |
| Allowed 10 or more runs..... | 12 vs. Missouri (April 6, 2024) |
| Allowed 10 or more earned runs..... | 14 vs. Oregon (May 21, 2023) |
| Allowed 10 or more RBI..... | 15 vs. Mississippi State (March 24, 2024) |
| Allowed five or more doubles..... | 5 vs LSU (April 29, 2016) |
| Allowed three or more home runs..... | 4 vs. Mississippi State (March 24, 2024) |

OPPONENT-TEAM

| | |
|---|---|
| Scored 10 or more runs in a game..... | 15 vs. Mississippi State (March 24, 2024) |
| Scored 15 or more runs in a game..... | 15 vs. Mississippi State (March 24, 2024) |
| Had 10 or more hits in a game..... | 10 vs. UCLA (Feb. 22, 2025) |
| Had 15-19 hits in a game..... | 15 vs. Georgia (May, 2017) |
| Shut out Arkansas (7-inning game)..... | 6-0 vs. Ole Miss (May 3, 2024) |
| Shut out Arkansas (5-inning game)..... | L, 8-0 at #18 Florida (April 6, 2019) |
| Shut out Arkansas (extra-inning)..... | L, 2-0 (10) vs. Liberty (March 16, 2021) |
| Shut out Arkansas in consecutive games..... | L, 3-0/8-0 at #8 Florida (April 6, 2019) |
| Shut out Arkansas in Fayetteville..... | 6-0 vs. Ole Miss (May 3, 2024) |
| Conference opponent S/O Arkansas in Fayetteville..... | 6-0 vs. Ole Miss (May 3, 2024) |
| Conference opponent S/O Arkansas on the road..... | 1-0 vs. #7 LSU (April 28, 2024) |
| Won a non-conference series against Arkansas..... | vs. Ole Miss (May 3-4, 2024) |
| Won a conference series in Fayetteville..... | vs. Ole Miss (May 3-4, 2024) |
| Swept a three-game non-conference series against Arkansas..... | Texas (March 14-16, 2015) |
| Swept a three-game non-conference series in Fayetteville..... | Texas (March 14-16, 2015) |
| Swept a three game conference series in Fayetteville..... | vs Georgia (May 5-7, 2017) |
| Swept a three-game conference road series against Arkansas..... | at #8 Florida (April 5-7, 2019) |

ARKANSAS-INDIVIDUAL

| | |
|---|--|
| Hit a grand slam..... | Atalyia Rijo vs. Missouri State (March 2, 2025) |
| Hit a walk-off grand slam..... | Atalyia Rijo vs. Missouri State (March 2, 2025) |
| Hit a walk-off home run..... | Atalyia Rijo vs. Missouri State (March 2, 2025) |
| Hit two home runs in a game..... | 2, Bri Ellis vs. Southern Miss (Feb. 15, 2025) |
| Hit three home runs in a game..... | Rylin Hedgecock vs. Tennessee (April 22, 2023) |
| Hit four home runs in a game..... | Danielle Gibson vs SIUE (Feb 23, 2019) |
| Homered in consecutive games in a conf. series..... | Bri Ellis, Games 1 & 2, at Auburn (March 16, 2024) |
| Homered in three or more consecutive games..... | (3) Kristina Foreman at the Rebel Kickoff vs. Weber State (twice) and Southern Utah (Feb. 10-11, 2023) |
| Hit an inside the park home run..... | KB Sides vs Illinois (Feb. 18, 2022) |
| Hit for the home run cycle..... | Danielle Gibson vs SIUE (Feb 23, 2019) |
| Had five hits in a game..... | 5, Danielle Gibson at South Carolina (March 13, 2021) |
| Had four hits in a game..... | 4, Reagan Johnson vs. Ohio (Feb. 9, 2024) |
| Had two doubles in a game..... | 2, Kailey Wyckoff, vs. ULM (March 16, 2025) |
| Had three doubles in a game..... | 3, KB Sides vs. Florida (April 22, 2022) |
| Had four or more RBI in a game..... | 6, Bri Ellis vs. Southern Miss (Feb. 15, 2025) |
| Had six or more RBI in a game..... | 6, Courtney Day vs. Illinois (Feb. 28, 2025) |
| Had 10 or more RBI in a game..... | (10) Danielle Gibson vs SIUE (Feb 23, 2019) |
| Walked three or more times in a game..... | (3) Raigan Kramer vs. Ohio (Feb. 9, 2024) |
| Stole three bases in a game..... | (3) Reagan Johnson vs. Illinois (March 1, 2025) |
| Pitched a complete game shutout..... | Robyn Herron, 5.0 IP, vs. Iowa (March 1, 2025) |
| Had 10 or more strikeouts in a game..... | (11) Robyn Herron vs. ULM (Feb. 16, 2025) |
| Gave up 10 or more hits in a game..... | 11, Hannah Camenzind vs. #3 Georgia (March 31, 2024) |
| Gave up three or more home runs in a game..... | (3) Chenise Delce vs. Florida State (Feb. 17, 2023) |
| Threw a perfect game..... | Robyn Herron vs. Illinois State (Feb. 24, 2024) |
| Threw a 7-inning no hitter..... | Robyn Herron vs. Illinois State (Feb. 24, 2024) |
| Threw a 5-inning no hitter..... | (5 Inn.) Robyn Herron vs ULM (Feb. 16, 2025) |

HOGS RECORD WHEN...

| 2025 BY GAME | Overall 20-3 | SEC |
|----------------------------|------------------------------|-----|
| Home | 5-0 | 0-0 |
| Away | 3-2 | 1-2 |
| Neutral | 11-1 | 0-0 |
| Day Games (< 5 pm.) | 15-1 | 1-0 |
| Night Games (> 5 pm.) | 5-2 | 0-2 |
| Ranked Opponents | 1-3 | 1-2 |
| Unranked Opponents | 19-0 | 0-0 |
| BY OPPOSING STARTER | | |
| Left-handed | 3-1 | 0-0 |
| Right-handed | 17-2 | 1-2 |
| BY ARKANSAS STARTER | | |
| 5+ inn. | 11-1 | 1-1 |
| Less than 5 inn. | 9-2 | 0-1 |
| BY SCORING/MARGIN | | |
| Scoring first | 17-1 | 1-1 |
| Opp. scores first | 3-2 | 0-1 |
| One-run games | 1-0 | 0-0 |
| Two-run games | 2-0 | 0-0 |
| Three+ run games | 17-3 | 1-2 |
| Shutouts | 7-0 | 0-0 |
| Extra innings | 0-0 | 0-0 |
| 0-2 runs | 1-3 | 0-2 |
| 3-5 runs | 2-0 | 0-0 |
| 6-9 runs | 5-0 | 0-0 |
| 10+ runs | 10-0 | 1-0 |
| Out-hit opp. | 20-0 | 1-0 |
| Out-hit by opp. | 0-3 | 0-2 |
| Equal hits | 0-0 | 0-0 |
| Hitting a HR | 17-2 | 1-1 |
| Going homerless | 3-1 | 0-1 |
| Allowing a HR | 5-3 | 1-2 |
| Not allowing a HR | 15-0 | 0-0 |
| Errorless | 16-0 | 1-0 |
| Error committed | 4-1 | 0-0 |
| 2+ Errors | 0-2 | 0-2 |
| Opponent Errorless | 1-1 | 0-0 |
| Opponents 1+ Errors | 19-2 | 1-2 |
| BY MONTH/DAY/GAME | | |
| February | 16-1 | 0-0 |
| March | 4-2 | 1-2 |
| April | 0-0 | 0-0 |
| May | 0-0 | 0-0 |
| Monday | 0-0 | 0-0 |
| Tuesday | 0-0 | 0-0 |
| Wednesday | 0-0 | 0-0 |
| Thursday | 3-0 | 0-0 |
| Friday | 6-1 | 0-1 |
| Saturday | 7-2 | 0-1 |
| Sunday | 4-0 | 1-0 |
| Game 1 | 0-0 | 0-0 |
| Game 2 | 0-0 | 0-0 |
| Game 3 | 0-0 | 0-0 |
| Game 4 | 0-0 | 0-0 |
| BY TIME ZONE | | |
| Central | 16-2 | 1-2 |
| Eastern | 0-0 | 0-0 |
| Mountain | 0-0 | 0-0 |
| Pacific | 4-1 | 0-0 |
| BY UNIFORM | | |
| White | 6-1 | 0-1 |
| Cardinal | 6-2 | 0-1 |
| Grey | 8-0 | 1-0 |
| LEADING AFTER | | |
| Inn. | 1 2 3 4 5 6 | |
| | 11-1 14-0 18-0 19-0 10-0 4-0 | |
| TRAILING AFTER | | |
| Inn. | 1 2 3 4 5 6 | |
| | 1-1 0-1 0-2 0-3 1-3 1-3 | |
| TIED AFTER | | |
| Inn. | 1 2 3 4 5 6 | |
| | 8-1 6-2 2-0 1-0 0-0 0-0 | |

STAT LEADERS AND MISCELLANEOUS STATS

| 2025 MULTI-HIT GAMES | | | | | | | HITTING STREAKS | | | |
|------------------------|-----|----|----|----|-------|----|----------------------|-------|---------|--------|
| Player | 2 | 3 | 4 | 5+ | TOTAL | | Player | Long | Current | Career |
| Ava Carter | 1 | - | - | - | 1 | | Reagan Johnson | 7 | 1 | 10 |
| Kailey Wyckoff | 5 | 1 | - | - | 6 | | Bri Ellis | 6 | 2 | 9 |
| Bri Ellis | 11 | - | - | - | 11 | | Kennedy Miller | 3 | 2 | 6 |
| Reagan Johnson | 9 | 1 | - | - | 10 | | Raigan Kramer | 5 | - | 6 |
| Courtney Day | 7 | - | - | - | 7 | | Rylee Cloud | - | - | 2 |
| Karlie Davison | 4 | 1 | - | - | 5 | | Courtney Day | 5 | 2 | 5 |
| Raigan Kramer | 2 | 1 | - | - | 3 | | Atalyia Rijo | 7 | 1 | 7 |
| Kennedy Miller | 3 | - | - | - | 3 | | Cam Harrison | 1 | - | 1 |
| Atalyia Rijo | 6 | - | - | - | 6 | | Karlie Davison | 4 | 2 | 4 |
| Ella McDowell | 6 | - | - | - | 6 | | Jayden Ramos | 2 | - | 2 |
| TEAM | 55 | 4 | 0 | 0 | 59 | | Ava Carter | 3 | - | 3 |
| 2025 MULTI-RBI GAMES | | | | | | | Carlee Ratcliff | 1 | - | 1 |
| Player | 2 | 3 | 4 | 5+ | TOTAL | | Spencer Prigge | 2 | - | 5 |
| Kennedy Miller | 3 | - | - | - | 3 | | Kailey Wyckoff | 5 | 2 | 14 |
| Raigan Kramer | 1 | - | 1 | - | 2 | | Ella McDowell | 7 | 1 | 6 |
| Bri Ellis | 3 | 3 | 2 | 2 | 10 | | REACHED-BASE STREAKS | | | |
| Atalyia Rijo | 2 | 1 | 2 | - | 5 | | Player | Long | Current | Career |
| Ella McDowell | 3 | 1 | 1 | - | 4 | | Bri Ellis | 17 | 2 | 17 |
| Cam Harrison | 1 | - | - | - | 1 | | Reagan Johnson | 10 | 11 | 15 |
| Karlie Davison | 2 | - | - | - | 2 | | Kennedy Miller | 11 | 3 | 12 |
| Kailey Wyckoff | 5 | - | - | - | 5 | | Raigan Kramer | 13 | 8 | 13 |
| Courtney Day | 4 | 5 | 1 | 1 | 10 | | Atalyia Rijo | 7 | 1 | 7 |
| Jayden Ramos | - | 1 | - | - | 1 | | Courtney Day | 9 | 2 | 9 |
| Ava Carter | - | 1 | - | - | 1 | | Cam Harrison | 3 | - | 1 |
| TEAM | 23 | 12 | 7 | 3 | 37 | | Kasey Wood | 1 | 1 | 1 |
| CAREER MULTI-HIT GAMES | | | | | | | Ramsey Walker | 1 | - | 1 |
| Player | 2 | 3 | 4 | 5+ | TOTAL | | Ava Carter | 4 | - | 4 |
| Reagan Johnson | 41 | 10 | 3 | - | 54 | | Carlee Ratcliff | 1 | 1 | 1 |
| Bri Ellis | 34 | 4 | - | - | 38 | | Spencer Prigge | 4 | 2 | 5 |
| Kailey Wyckoff | 23 | 10 | - | - | 33 | | Karlie Davison | 7 | 7 | 7 |
| Courtney Day | 25 | 5 | - | - | 30 | | Jayden Ramos | 3 | - | 2 |
| Raigan Kramer | 16 | 2 | - | - | 18 | | Rylee Cloud | 2 | - | 2 |
| Kennedy Miller | 15 | 2 | - | - | 17 | | Kailey Wyckoff | 14 | 8 | 24 |
| Karlie Davison | 10 | 4 | - | - | 14 | | Ella McDowell | 7 | 1 | 6 |
| Atalyia Rijo | 9 | 2 | - | - | 11 | | | | | |
| Ella McDowell | 6 | - | - | - | 5 | | | | | |
| Ava Carter | 1 | - | - | - | 1 | | | | | |
| Spencer Prigge | 1 | - | - | - | 1 | | | | | |
| TEAM | 184 | 38 | 3 | 0 | 214 | | | | | |
| CAREER MULTI-RBI GAMES | | | | | | | | | | |
| Player | 2 | 3 | 4 | 5+ | TOTAL | | | | | |
| Bri Ellis | 27 | 19 | 5 | 2 | 53 | | | | | |
| Courtney Day | 16 | 12 | 2 | 3 | 33 | | | | | |
| Kailey Wyckoff | 14 | 5 | 2 | - | 21 | | | | | |
| Raigan Kramer | 10 | 1 | 4 | - | 15 | | | | | |
| Karlie Davison | 6 | 2 | 3 | 1 | 11 | | | | | |
| Reagan Johnson | 8 | - | - | - | 8 | | | | | |
| Kennedy Miller | 6 | 5 | - | - | 11 | | | | | |
| Ella McDowell | 3 | 1 | 1 | - | 4 | | | | | |
| Cam Harrison | 1 | - | - | - | 1 | | | | | |
| Spencer Prigge | 5 | 3 | - | - | 8 | | | | | |
| Atalyia Rijo | 4 | 2 | 2 | 1 | 9 | | | | | |
| Jayden Ramos | - | 1 | - | - | 1 | | | | | |
| Ava Carter | - | 1 | - | - | 1 | | | | | |
| TEAM | 95 | 49 | 18 | 5 | 160 | | | | | |
| SCORE BY INNINGS | | | | | | | | | | |
| | 1 | 2 | 3 | 4 | 5 | 6 | 7 | Total | | |
| Arkansas | 30 | 46 | 33 | 37 | 36 | 23 | 4 | 209 | | |
| Opponents | 7 | 8 | 8 | 10 | 4 | 12 | 4 | 53 | | |

Career Home Runs

Karlie Davison

| No. | Opponent | Date | RBI |
|---------|-----------------------|---------|-----|
| 14 (3) | vs. UCLA | 5/11/24 | 1 |
| 13 (2) | Oregon | 3/17/24 | 1 |
| 12 (1) | at San Diego State | 3/6/24 | 2 |
| 11 (11) | Ole Miss | 5/21/23 | 2 |
| 10 (10) | Southern Illinois | 5/19/23 | 3 |
| 9 (9) | vs. UCLA | 5/13/23 | 1 |
| 8 (8) | vs. Cal | 5/11/23 | 1 |
| 7 (7) | at Oregon* | 5/6/23 | 2 |
| 6 (6) | at Oregon* | 5/6/23 | 2 |
| 5 (5) | at Oregon | 5/5/23 | 1 |
| 4 (4) | at Arizona | 3/17/23 | 1 |
| 3 (3) | vs. Oklahoma | 2/25/23 | 1 |
| 2 (2) | at UC-San Diego | 2/11/23 | 2 |
| 1 (1) | vs. Northern Colorado | 2/11/23 | 3 |

Courtney Day

| No. | Opponent | Date | RBI |
|---------|-----------------------|---------|-----|
| 34 (8) | Iowa | 3/1/25 | 3 |
| 33 (7) | Illinois | 2/28/25 | 4 |
| 32 (6) | vs. LMU | 2/21/25 | 2 |
| 31 (5) | vs. Rutgers | 2/20/25 | 3 |
| 30 (4) | vs. ULM | 2/14/25 | 3 |
| 29 (3) | vs. Bradley* | 2/8/25 | 2 |
| 28 (2) | vs. Bradley* | 2/8/25 | 2 |
| 27 (1) | vs. Lipscomb | 2/7/25 | 2 |
| 26 (7) | vs. Texas Tech | 3/26/23 | 2 |
| 25 (6) | Wisconsin | 3/11/23 | 2 |
| 24 (5) | Louisiana | 3/5/23 | 2 |
| 23 (4) | Louisiana* | 3/3/23 | 3 |
| 22 (3) | Louisiana* | 3/3/23 | 2 |
| 21 (2) | Virginia Tech | 2/24/23 | 2 |
| 20 (1) | Lamar | 2/15/23 | 2 |
| 19 (12) | vs. Oklahoma State | 6/6/22 | 3 |
| 18 (11) | vs. Oklahoma State | 6/6/22 | 3 |
| 17 (10) | vs. Arizona | 6/5/22 | 1 |
| 16 (9) | at Texas Tech | 4/30/22 | 1 |
| 15 (8) | UT Arlington | 4/6/22 | 1 |
| 14 (7) | at Kansas | 3/26/22 | 1 |
| 13 (6) | Lamar | 3/22/22 | 1 |
| 12 (5) | Nicholls* | 3/12/22 | 2 |
| 11 (4) | Nicholls* | 3/12/22 | 1 |
| 10 (3) | Minnesota | 3/12/22 | 1 |
| 9 (2) | at Florida Gulf Coast | 2/12/22 | 2 |
| 8 (1) | at Florida Gulf Coast | 2/11/22 | 1 |
| 7 (2) | at Iowa State | 4/9/21 | 2 |
| 6 (1) | at UT Arlington | 4/7/21 | 2 |
| 5 (5) | vs. Fresno State* | 2/29/20 | 1 |
| 4 (4) | vs. Fresno State* | 2/29/20 | 1 |
| 3 (3) | Lipscomb | 2/21/20 | 1 |
| 2 (2) | vs. Tennessee | 2/14/20 | 1 |
| 1 (1) | Lamar | 2/7/20 | 3 |

Carlee Ratcliff

| No. | Opponent | Date | RBI |
|-------|--------------|---------|-----|
| 1 (1) | UT Arlington | 2/25/24 | 2 |

Ella McDowell

| No. | Opponent | Date | RBI |
|-------|-------------------|---------|-----|
| 4 (4) | Missouri State | 3/2/25 | 2 |
| 3 (3) | Iowa | 3/1/25 | 1 |
| 2 (2) | vs. Southern Miss | 2/15/25 | 1 |
| 1 (1) | at Texas State | 2/6/25 | 1 |

Jayden Ramos

| No. | Opponent | Date | RBI |
|-------|----------|--------|-----|
| 1 (1) | Illinois | 3/1/25 | 3 |

Ataylia Rijo

| No. | Opponent | Date | RBI |
|-------|--------------------------|---------|-----|
| 8 (3) | Missouri State | 3/2/25 | 4 |
| 7 (2) | vs. Cal State Fullerton | 2/20/25 | 2 |
| 6 (1) | vs. ULM | 2/14/25 | 1 |
| 5 (5) | at Missouri | 5/7/23 | 4 |
| 4 (4) | at WKU | 4/24/23 | 1 |
| 3 (3) | at Kentucky | 4/22/23 | 3 |
| 2 (2) | Texas A&M Corpus Christi | 3/3/23 | 1 |
| 1 (1) | vs. Baylor | 2/12/23 | 1 |

Bri Ellis

| No. | Opponent | Date | RBI |
|---------|-------------------------|---------|-----|
| 61 (13) | at Ole Miss | 3/9/25 | 3 |
| 60 (12) | at Ole Miss | 3/8/25 | 1 |
| 59 (11) | Iowa | 3/1/25 | 1 |
| 58 (10) | Illinois | 2/28/25 | 2 |
| 57 (9) | vs. UCLA | 2/22/25 | 2 |
| 56 (8) | vs. Baylor | 2/22/25 | 3 |
| 55 (7) | vs. Southern Miss | 2/16/25 | 4 |
| 54 (6) | vs. Southern Miss* | 2/15/25 | 2 |
| 53 (5) | vs. Southern Miss* | 2/15/25 | 3 |
| 52 (4) | at Louisiana Tech | 2/14/25 | 2 |
| 51 (3) | vs. Bradley | 2/8/25 | 2 |
| 50 (2) | vs. Lipscomb | 2/6/25 | 2 |
| 49 (1) | at Texas State | 2/6/25 | 1 |
| 48 (14) | Alabama | 4/21/24 | 2 |
| 47 (13) | Missouri | 4/5/24 | 2 |
| 46 (12) | at Georgia | 3/30/24 | 3 |
| 45 (11) | Mississippi State | 3/23/24 | 1 |
| 44 (10) | Auburn | 3/16/24 | 1 |
| 43 (9) | Auburn | 3/16/24 | 3 |
| 42 (8) | UNI | 3/9/24 | 1 |
| 41 (7) | Florida Atlantic | 3/1/24 | 1 |
| 40 (6) | South Dakota State | 2/29/24 | 2 |
| 39 (5) | Wichita State | 2/24/24 | 2 |
| 38 (4) | Illinois State | 2/24/24 | 1 |
| 37 (3) | vs. Omaha | 2/17/24 | 1 |
| 36 (2) | vs. Long Beach State* | 2/16/24 | 2 |
| 35 (1) | vs. Long Beach State* | 2/16/24 | 1 |
| 34 (14) | at Clemson | 5/21/23 | 3 |
| 33 (13) | vs. Cal State Fullerton | 5/19/23 | 4 |
| 32 (12) | at Alabama | 4/23/23 | 1 |
| 31 (11) | Jacksonville State | 4/19/23 | 2 |
| 30 (10) | at Florida | 4/8/23 | 3 |
| 29 (9) | Ole Miss | 3/31/23 | 1 |
| 28 (8) | at Georgia | 3/10/23 | 1 |
| 27 (7) | Bowling Green | 3/5/23 | 2 |
| 26 (6) | Bowling Green | 3/3/23 | 1 |
| 25 (5) | Merrimack | 2/25/23 | 1 |
| 24 (4) | Merrimack | 2/24/23 | 3 |
| 23 (3) | Brown | 2/24/23 | 3 |
| 22 (2) | UAB | 2/22/23 | 2 |
| 21 (1) | Dayton | 2/18/23 | 1 |
| 20 (20) | vs. Louisiana* | 5/20/22 | 1 |
| 19 (19) | vs. Louisiana* | 5/20/22 | 2 |
| 18 (18) | at Mississippi State | 4/24/22 | 1 |
| 17 (17) | at Mississippi State | 4/22/22 | 2 |
| 16 (16) | Niagra | 4/15/22 | 2 |
| 15 (15) | Niagra | 4/15/22 | 1 |
| 14 (14) | Mercer | 4/13/22 | 1 |
| 13 (13) | at Arkansas | 4/10/22 | 1 |
| 12 (12) | Alabama State | 3/30/22 | 1 |
| 11 (11) | at Kentucky* | 3/27/22 | 1 |
| 10 (10) | at Kentucky* | 3/27/22 | 1 |
| 9 (9) | South Carolina | 3/20/22 | 1 |
| 8 (8) | South Carolina | 3/19/22 | 2 |
| 7 (7) | Texas A&M | 3/13/22 | 2 |
| 6 (6) | North Carolina AT&T | 3/5/22 | 1 |

| | | | |
|-------|----------------|---------|---|
| 5 (5) | Syracuse | 2/27/22 | 2 |
| 4 (4) | vs. Texas | 2/18/22 | 3 |
| 3 (3) | vs. Texas Tech | 2/17/22 | 3 |
| 2 (2) | UMass Lowell | 2/13/22 | 1 |
| 1 (1) | St. John's | 2/12/22 | 2 |

Raigan Kramer

| No. | Opponent | Date | RBI |
|--------|----------------------|---------|-----|
| 11 (1) | vs. Lipscomb | 2/6/26 | 3 |
| 10 (3) | at Georgia | 4/1/24 | 1 |
| 9 (2) | South Alabama | 3/9/24 | 2 |
| 8 (1) | UNI | 3/9/24 | 1 |
| 7 (7) | Harvard | 5/19/23 | 4 |
| 6 (6) | UAB | 4/16/23 | 3 |
| 5 (5) | at Mississippi State | 4/2/23 | 2 |
| 4 (4) | North Texas | 3/5/23 | 3 |
| 3 (3) | Iowa State | 3/4/23 | 3 |
| 2 (2) | Iowa State | 3/4/23 | 1 |
| 1 (1) | vs. Indiana | 2/18/23 | 2 |

Kennedy Miller

| No. | Opponent | Date | RBI |
|-------|---------------------|---------|-----|
| 10 | vs. LMU | 2/21/25 | 1 |
| 9 (1) | at Louisiana Tech | 2/14/25 | 1 |
| 8 (8) | Ole Miss | 5/4/24 | 1 |
| 7 (7) | at Central Arkansas | 4/30/24 | 2 |
| 6 (6) | at Auburn* | 3/16/24 | 1 |
| 5 (5) | at Auburn* | 3/16/24 | 2 |
| 4 (4) | UNI | 3/10/24 | 2 |
| 3 (3) | South Dakota State | 3/2/24 | 3 |
| 2 (2) | Florida Atlantic* | 3/1/24 | 1 |
| 1 (1) | Florida Atlantic* | 3/1/24 | 2 |

Kailey Wyckoff

| No. | Opponent | Date | RBI |
|--------|-----------------|---------|-----|
| 19 (3) | Iowa | 2/28/25 | 2 |
| 18 (2) | vs. Rutgers | 2/20/25 | 1 |
| 17 (1) | at Texas State | 2/6/25 | 1 |
| 16 (7) | vs. Iowa State* | 5/8/24 | 1 |
| 15 (6) | vs. Iowa State* | 5/8/24 | 3 |
| 14 (5) | Kansas | 4/12/24 | 1 |
| 13 (4) | UCF | 3/30/24 | 3 |
| 12 (3) | Oklahoma | 3/16/24 | 1 |
| 11 (2) | New Mexico | 3/12/24 | 3 |
| 10 (1) | at BYU | 3/9/24 | 1 |
| 9 (9) | Baylor | 4/15/23 | 1 |
| 8 (8) | Iowa State | 4/2/23 | 1 |
| 7 (7) | Iowa State | 4/1/23 | 2 |
| 6 (6) | vs. Rider | 3/17/23 | 2 |
| 5 (5) | Manhattan | 3/10/23 | 1 |
| 4 (4) | vs. Santa Clara | 2/19/23 | 1 |
| 3 (3) | at UTEP* | 2/18/23 | 2 |
| 2 (2) | at UTEP* | 2/18/23 | 1 |
| 1 (1) | at UTEP | 2/17/23 | 1 |

* - Denotes Multi-HR game

ARKANSAS SEASON STATS



2025 Arkansas Season Stats Overall Statistics for Arkansas (as of Mar 09, 2025) (All games Sorted by Batting avg)



Record: 20-3 Home: 5-0 Away: 3-2 Neutral: 12-1 : 1-2

| Player | avg | gp-gs | ab | r | h | 2b | 3b | hr | rbi | tb | slg% | bb | hp | so | gdp | ob% | sf | sh | sb-att | po | a | e | fld% |
|--------------------|------|-------|-----|-----|-----|----|----|----|-----|-----|-------|-----|----|-----|-----|------|----|----|--------|-----|-----|----|-------|
| 77 Bri Ellis | .547 | 23-23 | 53 | 29 | 29 | 6 | 0 | 13 | 40 | 74 | 1.396 | 24 | 3 | 2 | 0 | .683 | 2 | 0 | 0-0 | 135 | 3 | 2 | .986 |
| 1 Raigan Kramer | .422 | 23-22 | 45 | 23 | 19 | 3 | 0 | 1 | 12 | 25 | .556 | 17 | 1 | 1 | 0 | .569 | 2 | 1 | 1-2 | 23 | 0 | 0 | 1.000 |
| 23 Reagan Johnson | .382 | 23-23 | 76 | 26 | 29 | 3 | 2 | 0 | 3 | 36 | .474 | 11 | 1 | 7 | 0 | .461 | 1 | 1 | 13-14 | 22 | 0 | 0 | 1.000 |
| 7 Courtney Day | .379 | 22-21 | 58 | 19 | 22 | 6 | 1 | 8 | 36 | 54 | .931 | 11 | 2 | 5 | 1 | .486 | 1 | 0 | 0-0 | 2 | 0 | 0 | 1.000 |
| 6 Ella McDowell | .364 | 23-23 | 66 | 15 | 24 | 3 | 1 | 4 | 22 | 41 | .621 | 8 | 3 | 3 | 0 | .443 | 2 | 0 | 1-1 | 13 | 33 | 0 | 1.000 |
| 26 Atalyia Rijo | .360 | 22-21 | 50 | 12 | 18 | 5 | 1 | 3 | 20 | 34 | .680 | 7 | 4 | 7 | 0 | .460 | 2 | 2 | 0-0 | 23 | 27 | 3 | .943 |
| 46 Kailey Wyckoff | .348 | 23-23 | 66 | 26 | 23 | 6 | 0 | 3 | 17 | 38 | .576 | 14 | 3 | 9 | 0 | .465 | 3 | 0 | 1-1 | 68 | 6 | 0 | 1.000 |
| 14 Karlie Davison | .327 | 23-23 | 49 | 16 | 16 | 6 | 2 | 0 | 10 | 26 | .531 | 6 | 5 | 5 | 0 | .443 | 1 | 0 | 5-5 | 22 | 34 | 1 | .982 |
| 17 Kennedy Miller | .283 | 20-20 | 46 | 12 | 13 | 2 | 0 | 2 | 13 | 21 | .457 | 8 | 4 | 5 | 0 | .424 | 1 | 0 | 1-1 | 78 | 9 | 1 | .989 |
| ----- | | | | | | | | | | | | | | | | | | | | | | | |
| 21 Ava Carter | .455 | 9-4 | 11 | 6 | 5 | 1 | 2 | 0 | 5 | 10 | .909 | 3 | 0 | 1 | 0 | .571 | 0 | 0 | 0-0 | 1 | 0 | 0 | 1.000 |
| 25 Cam Harrison | .429 | 12-4 | 7 | 0 | 3 | 3 | 0 | 0 | 2 | 6 | .857 | 1 | 0 | 0 | 0 | .500 | 0 | 0 | 0-0 | 1 | 6 | 0 | 1.000 |
| 34 Jayden Ramos | .417 | 12-0 | 12 | 2 | 5 | 0 | 0 | 1 | 5 | 8 | .667 | 1 | 1 | 1 | 1 | .500 | 0 | 0 | 0-0 | 0 | 0 | 0 | .000 |
| 15 Spencer Prigge | .286 | 9-2 | 7 | 3 | 2 | 0 | 0 | 0 | 0 | 2 | .286 | 5 | 1 | 0 | 0 | .615 | 0 | 0 | 1-1 | 0 | 3 | 0 | 1.000 |
| 28 Carlee Ratcliff | .200 | 7-0 | 5 | 1 | 1 | 1 | 0 | 0 | 2 | 2 | .400 | 1 | 1 | 2 | 0 | .429 | 0 | 0 | 0-0 | 2 | 0 | 0 | 1.000 |
| 9 Rylee Cloud | .000 | 8-1 | 7 | 3 | 0 | 0 | 0 | 0 | 0 | 0 | .000 | 2 | 0 | 2 | 0 | .222 | 0 | 1 | 0-0 | 0 | 3 | 0 | 1.000 |
| 12 Payton Burnham | .000 | 13-6 | 6 | 0 | 0 | 0 | 0 | 0 | 1 | 0 | .000 | 0 | 0 | 1 | 1 | .000 | 1 | 0 | 0-0 | 0 | 6 | 2 | .750 |
| 16 Ramsey Walker | .000 | 17-1 | 4 | 4 | 0 | 0 | 0 | 0 | 1 | 0 | .000 | 1 | 0 | 2 | 0 | .167 | 1 | 0 | 0-0 | 1 | 0 | 0 | 1.000 |
| 45 Jayden Wells | .000 | 9-0 | 1 | 7 | 0 | 0 | 0 | 0 | 0 | 0 | .000 | 0 | 0 | 0 | 0 | .000 | 0 | 0 | 0-0 | 0 | 0 | 0 | .000 |
| 13 Kasey Wood | .000 | 13-0 | 1 | 5 | 0 | 0 | 0 | 0 | 0 | 0 | .000 | 1 | 0 | 1 | 0 | .500 | 0 | 0 | 0-0 | 0 | 2 | 0 | 1.000 |
| 99 Lexi King | .000 | 7-0 | 0 | 0 | 0 | 0 | 0 | 0 | 0 | 0 | .000 | 0 | 0 | 0 | 0 | .000 | 0 | 0 | 0-0 | 0 | 2 | 0 | 1.000 |
| 4 Reis Beuerlein | .000 | 8-4 | 0 | 0 | 0 | 0 | 0 | 0 | 0 | 0 | .000 | 0 | 0 | 0 | 0 | .000 | 0 | 0 | 0-0 | 0 | 2 | 0 | 1.000 |
| 11 Robyn Herron | .000 | 9-9 | 0 | 0 | 0 | 0 | 0 | 0 | 0 | 0 | .000 | 0 | 0 | 0 | 0 | .000 | 0 | 0 | 0-0 | 0 | 5 | 0 | 1.000 |
| Totals | .367 | 23 | 570 | 209 | 209 | 45 | 9 | 35 | 189 | 377 | .661 | 121 | 29 | 54 | 3 | .487 | 17 | 5 | 23-25 | 391 | 141 | 9 | .983 |
| Opponents | .188 | 23 | 463 | 53 | 87 | 9 | 3 | 8 | 46 | 126 | .272 | 53 | 12 | 149 | 8 | .285 | 5 | 7 | 9-9 | 369 | 138 | 31 | .942 |

(All games Sorted by Earned run avg)

| Player | era | w-l | app | gs | cg | sho | sv | ip | h | r | er | bb | so | 2b | 3b | hr | b/avg | wp | hp | bk | sfa | sha |
|-------------------|------|------|-----|----|----|-----|----|-------|-----|-----|-----|-----|-----|----|----|----|-------|----|----|----|-----|-----|
| 7 Courtney Day | 0.00 | 0-0 | 1 | 0 | 0 | 0/0 | 0 | 1.0 | 1 | 0 | 0 | 0 | 1 | 0 | 0 | 0 | .250 | 0 | 0 | 0 | 0 | 0 |
| 11 Robyn Herron | 1.30 | 7-1 | 9 | 9 | 5 | 3/1 | 0 | 43.0 | 20 | 11 | 8 | 19 | 56 | 1 | 1 | 3 | .136 | 5 | 4 | 0 | 1 | 0 |
| 99 Lexi King | 1.45 | 3-0 | 7 | 0 | 0 | 0/3 | 0 | 9.2 | 11 | 2 | 2 | 0 | 2 | 2 | 0 | 0 | .289 | 0 | 1 | 0 | 0 | 0 |
| 25 Cam Harrison | 2.07 | 3-0 | 10 | 4 | 0 | 0/1 | 2 | 27.0 | 15 | 9 | 8 | 19 | 27 | 2 | 2 | 1 | .172 | 5 | 0 | 0 | 2 | 3 |
| 12 Payton Burnham | 2.16 | 5-2 | 9 | 6 | 2 | 1/0 | 1 | 32.1 | 21 | 13 | 10 | 7 | 34 | 1 | 0 | 2 | .176 | 1 | 5 | 0 | 0 | 2 |
| 4 Reis Beuerlein | 6.46 | 2-0 | 8 | 4 | 0 | 0/1 | 0 | 17.1 | 19 | 18 | 16 | 8 | 29 | 3 | 0 | 2 | .279 | 1 | 2 | 0 | 2 | 2 |
| Totals | 2.36 | 20-3 | 23 | 23 | 7 | 7/3 | 3 | 130.1 | 87 | 53 | 44 | 53 | 149 | 9 | 3 | 8 | .188 | 12 | 12 | 0 | 5 | 7 |
| Opponents | 9.73 | 3-20 | 23 | 23 | 6 | 0/0 | 0 | 123.0 | 209 | 209 | 171 | 121 | 54 | 45 | 9 | 35 | .367 | 12 | 29 | 0 | 17 | 5 |

ARKANSAS SEC ONLY SEASON STATS (2024)



2025 Arkansas Season Stats Conference statistics for Arkansas (as of Mar 09, 2025) (games only Sorted by Batting avg)



Record: 1-2 Home: 0-0 Away: 1-2 : 1-2

| Player | avg | gp-gs | ab | r | h | 2b | 3b | hr | rbi | tb | slg% | bb | hp | so | gdp | ob% | sf | sh | sb-att | po | a | e | fld% |
|-------------------|------|-------|----|----|----|----|----|----|-----|----|-------|----|----|----|-----|------|----|----|--------|----|----|---|-------|
| 77 Bri Ellis | .500 | 3-3 | 8 | 4 | 4 | 0 | 0 | 2 | 7 | 10 | 1.250 | 3 | 1 | 1 | 0 | .667 | 0 | 0 | 0-0 | 13 | 1 | 0 | 1.000 |
| 14 Karlie Davison | .444 | 3-3 | 9 | 1 | 4 | 1 | 1 | 0 | 1 | 7 | .778 | 0 | 2 | 2 | 0 | .545 | 0 | 0 | 0-0 | 2 | 5 | 0 | 1.000 |
| 17 Kennedy Miller | .429 | 3-3 | 7 | 2 | 3 | 0 | 0 | 0 | 3 | 3 | .429 | 0 | 2 | 1 | 0 | .500 | 1 | 0 | 0-0 | 9 | 1 | 1 | .909 |
| 23 Reagan Johnson | .400 | 3-3 | 10 | 3 | 4 | 0 | 0 | 0 | 0 | 4 | .400 | 3 | 0 | 3 | 0 | .538 | 0 | 0 | 0-0 | 5 | 0 | 0 | 1.000 |
| 26 Atalyia Rijo | .375 | 3-3 | 8 | 0 | 3 | 0 | 0 | 0 | 1 | 3 | .375 | 0 | 0 | 1 | 0 | .333 | 1 | 1 | 0-0 | 5 | 4 | 2 | .818 |
| 6 Ella McDowell | .375 | 3-3 | 8 | 2 | 3 | 0 | 1 | 0 | 5 | 5 | .625 | 2 | 2 | 1 | 0 | .583 | 0 | 0 | 0-0 | 2 | 2 | 0 | 1.000 |
| 1 Raigan Kramer | .250 | 3-3 | 8 | 3 | 2 | 0 | 0 | 0 | 1 | 2 | .250 | 4 | 0 | 1 | 0 | .500 | 0 | 0 | 0-0 | 8 | 0 | 0 | 1.000 |
| 46 Kailey Wyckoff | .200 | 3-3 | 10 | 4 | 2 | 1 | 0 | 0 | 0 | 3 | .300 | 2 | 1 | 4 | 0 | .385 | 0 | 0 | 0-0 | 5 | 0 | 0 | 1.000 |
| 7 Courtney Day | .182 | 3-3 | 11 | 3 | 2 | 1 | 0 | 0 | 3 | 3 | .273 | 1 | 0 | 2 | 0 | .250 | 0 | 0 | 0-0 | 1 | 0 | 0 | 1.000 |
| ----- | | | | | | | | | | | | | | | | | | | | | | | |
| 34 Jayden Ramos | .000 | 1-0 | 1 | 0 | 0 | 0 | 0 | 0 | 0 | 0 | .000 | 0 | 0 | 0 | 1 | .000 | 0 | 0 | 0-0 | 0 | 0 | 0 | .000 |
| 12 Payton Burnham | .000 | 1-1 | 0 | 0 | 0 | 0 | 0 | 0 | 0 | 0 | .000 | 0 | 0 | 0 | 0 | .000 | 0 | 0 | 0-0 | 0 | 2 | 1 | .667 |
| 4 Reis Beuerlein | .000 | 1-0 | 0 | 0 | 0 | 0 | 0 | 0 | 0 | 0 | .000 | 0 | 0 | 0 | 0 | .000 | 0 | 0 | 0-0 | 0 | 0 | 0 | .000 |
| 16 Ramsey Walker | .000 | 2-0 | 0 | 0 | 0 | 0 | 0 | 0 | 0 | 0 | .000 | 0 | 0 | 0 | 0 | .000 | 0 | 0 | 0-0 | 0 | 0 | 0 | .000 |
| 45 Jayden Wells | .000 | 2-0 | 0 | 2 | 0 | 0 | 0 | 0 | 0 | 0 | .000 | 0 | 0 | 0 | 0 | .000 | 0 | 0 | 0-0 | 0 | 0 | 0 | .000 |
| 99 Lexi King | .000 | 1-0 | 0 | 0 | 0 | 0 | 0 | 0 | 0 | 0 | .000 | 0 | 0 | 0 | 0 | .000 | 0 | 0 | 0-0 | 0 | 0 | 0 | .000 |
| 11 Robyn Herron | .000 | 2-2 | 0 | 0 | 0 | 0 | 0 | 0 | 0 | 0 | .000 | 0 | 0 | 0 | 0 | .000 | 0 | 0 | 0-0 | 0 | 1 | 0 | 1.000 |
| 13 Kasey Wood | .000 | 1-0 | 0 | 0 | 0 | 0 | 0 | 0 | 0 | 0 | .000 | 0 | 0 | 0 | 0 | .000 | 0 | 0 | 0-0 | 0 | 0 | 0 | .000 |
| 25 Cam Harrison | .000 | 2-0 | 0 | 0 | 0 | 0 | 0 | 0 | 0 | 0 | .000 | 0 | 0 | 0 | 0 | .000 | 0 | 0 | 0-0 | 0 | 1 | 0 | 1.000 |
| Totals | .338 | 3 | 80 | 24 | 27 | 3 | 2 | 2 | 21 | 40 | .500 | 15 | 8 | 16 | 1 | .476 | 2 | 1 | 0-0 | 50 | 17 | 4 | .944 |
| Opponents | .333 | 3 | 72 | 21 | 24 | 3 | 1 | 3 | 20 | 38 | .528 | 14 | 2 | 11 | 2 | .444 | 2 | 0 | 4-4 | 54 | 18 | 4 | .947 |

(games only Sorted by Earned run avg)

| Player | era | w-l | app | gs | cg | sho | sv | ip | h | r | er | bb | so | 2b | 3b | hr | b/avg | wp | hp | bk | sfa | sha |
|-------------------|-------|-----|-----|----|----|-----|----|------|----|----|----|----|----|----|----|----|-------|----|----|----|-----|-----|
| 11 Robyn Herron | 4.20 | 1-1 | 2 | 2 | 1 | 0/0 | 0 | 10.0 | 11 | 8 | 6 | 7 | 9 | 0 | 0 | 2 | .282 | 2 | 2 | 0 | 1 | 0 |
| 25 Cam Harrison | 6.30 | 0-0 | 2 | 0 | 0 | 0/0 | 0 | 3.1 | 4 | 3 | 3 | 5 | 0 | 1 | 1 | 0 | .333 | 2 | 0 | 0 | 1 | 0 |
| 12 Payton Burnham | 7.00 | 0-1 | 1 | 1 | 0 | 0/0 | 0 | 3.0 | 6 | 6 | 3 | 0 | 2 | 1 | 0 | 1 | .353 | 0 | 0 | 0 | 0 | 0 |
| ----- | | | | | | | | | | | | | | | | | | | | | | |
| 99 Lexi King | 21.00 | 0-0 | 1 | 0 | 0 | 0/0 | 0 | 0.1 | 2 | 1 | 1 | 0 | 0 | 1 | 0 | 0 | .667 | 0 | 0 | 0 | 0 | 0 |
| 4 Reis Beuerlein | 99.00 | 0-0 | 1 | 0 | 0 | 0/0 | 0 | 0.0 | 1 | 3 | 3 | 2 | 0 | 0 | 0 | 0 | 1.000 | 0 | 0 | 0 | 0 | 0 |
| Totals | 6.72 | 1-2 | 3 | 3 | 1 | 0/0 | 0 | 16.2 | 24 | 21 | 16 | 14 | 11 | 3 | 1 | 3 | .333 | 4 | 2 | 0 | 2 | 0 |
| Opponents | 6.22 | 2-1 | 3 | 3 | 2 | 0/0 | 0 | 18.0 | 27 | 24 | 16 | 15 | 16 | 3 | 2 | 2 | .338 | 0 | 8 | 0 | 2 | 1 |

RESULTS

| DATE | OPPONENT | RESULT | SCORE | OVERALL | CONFERENCE | PITCHER OF RECORD | ATTENDANCE | TIME |
|----------------|------------------------|--------|----------|---------|------------|--------------------|------------|------|
| Feb. 6, 2025 | at Texas State | W | 3-1 | 1-0-0 | 0-0 | Herron (W, 1-0) | 791 | 2:05 |
| Feb 7, 2025 | vs Lipscomb | W | 23-0 (5) | 2-0-0 | 0-0-0 | Beuerlein (W 1-0) | 781 | 2:08 |
| Feb 7, 2025 | vs Bradley | W | 3-1 | 3-0-0 | 0-0-0 | Burnham (W 1-0) | 781 | 1:51 |
| Feb 8, 2025 | vs Bradley | W | 9-1 (6) | 4-0-0 | 0-0-0 | King (W 1-0) | 991 | 2:00 |
| Feb 8, 2025 | vs San Diego | W | 2-1 | 5-0-0 | 0-0-0 | Burnham (W 2-0) | 991 | 2:00 |
| Feb. 14, 2025 | vs. ULM | W | 11-2 (6) | 6-0-0 | 0-0-0 | Burnham (W 3-0) | 328 | 2:30 |
| Feb. 14, 2025 | at LA Tech | W | 9-1 (5) | 7-0-0 | 0-0-0 | Herron (W 2-0) | 770 | 1:34 |
| Feb. 15, 2025 | vs. Southern Miss | W | 12-4 (6) | 8-0-0 | 0-0-0 | King (W, 2-0) | 278 | 2:08 |
| Feb 16, 2025 | vs Southern Miss | W | 12-3 (5) | 9-0-0 | 0-0-0 | Harrison (W, 1-0) | 183 | 2:04 |
| Feb 16, 2025 | vs ULM | W | 10-0 (5) | 10-0-0 | 0-0-0 | Herron (W, 3-0) | 274 | 1:27 |
| Feb 20, 2025 | vs Rutgers | W | 10-0 (5) | 11-0-0 | 0-0-0 | Burnham (W, 4-0) | 143 | 2:07 |
| Feb 20, 2025 | vs Cal State Fullerton | W | 10-0 (5) | 12-0-0 | 0-0-0 | Herron (W, 4-0) | 567 | 1:36 |
| Feb. 21, 2025 | vs. Loyola Marymount | W | 6-2 | 13-0-0 | 0-0-0 | Harrison (W, 2-0) | 598 | 2:00 |
| Feb. 22, 2025 | vs. Baylor | W | 8-0 (5) | 14-0-0 | 0-0-0 | Herron (W, 5-0) | 646 | 1:35 |
| Feb. 22, 2025 | vs. #4 UCLA | L | 9-1 (6) | 14-1-0 | 0-0-0 | Burnham (W, 4-1) | 1,328 | 1:40 |
| Feb 28, 2025 | IOWA | W | 9-0 (5) | 15-1-0 | 0-0-0 | Herron (W, 6-0) | 2,545 | 2:10 |
| Feb 28, 2025 | ILLINOIS | W | 12-4 (6) | 16-1-0 | 0-0-0 | Beuerlein (W, 2-0) | 2,545 | 2:00 |
| Mar 01, 2025 | IOWA | W | 12-0 (5) | 17-1-0 | 0-0-0 | Harrison (W, 3-0) | 2,881 | 1:40 |
| Mar 01, 2025 | ILLINOIS | W | 10-1 (6) | 18-1-0 | 0-0-0 | Burnham (W, 5-1) | 2,881 | 2:00 |
| Mar 02, 2025 | MISSOURI STATE | W | 13-2 (5) | 19-1-0 | 0-0-0 | King (W, 3-0) | 2,638 | 1:49 |
| * Mar 07, 2025 | at #25 Ole Miss | L | 1-9 (6) | 19-2-0 | 0-1-0 | Herron (L, 6-1) | 902 | 2:11 |
| * Mar 08, 2025 | at #25 Ole Miss | L | 3-9 | 19-3-0 | 0-2-0 | Burnham (L, 5-2) | 1,160 | 2:28 |
| * Mar 09, 2025 | at #25 Ole Miss | W | 20-3 (5) | 20-3-0 | 1-2-0 | Herron (W, 7-1) | 969 | 2:13 |

ARKANSAS GAME-BY-GAME TEAM STATS

BATTING

| Date | Opponent | ab | r | h | rbi | 2b | 3b | hr | tb | bb | ibb | sb | cs | hbp | sac | sf | gdp | k | po | a | e | lob | avg |
|---------|------------------------|-----|-----|-----|-----|----|----|----|-----|-----|-----|----|----|-----|-----|----|-----|----|-----|-----|---|-----|------|
| Feb 06 | at Texas State | 25 | 3 | 5 | 3 | 0 | 0 | 3 | 14 | 1 | 0 | 0 | 0 | 0 | 0 | 0 | 0 | 3 | 21 | 6 | 1 | 2 | .200 |
| Feb 07 | vs Lipscomb | 30 | 23 | 17 | 21 | 6 | 2 | 3 | 36 | 11 | 0 | 1 | 0 | 2 | 0 | 3 | 0 | 1 | 15 | 7 | 0 | 8 | .400 |
| Feb 07 | vs Bradley | 22 | 3 | 5 | 3 | 1 | 0 | 0 | 6 | 2 | 0 | 2 | 0 | 1 | 0 | 2 | 0 | 1 | 21 | 5 | 0 | 6 | .351 |
| Feb 08 | vs Bradley | 28 | 9 | 9 | 9 | 2 | 0 | 3 | 20 | 8 | 0 | 4 | 0 | 1 | 0 | 0 | 0 | 1 | 18 | 11 | 0 | 10 | .343 |
| Feb 08 | vs San Diego | 21 | 2 | 4 | 2 | 0 | 0 | 0 | 4 | 7 | 0 | 0 | 0 | 1 | 2 | 0 | 1 | 0 | 21 | 4 | 0 | 9 | .317 |
| Feb 14 | vs Louisiana Monroe | 28 | 11 | 13 | 11 | 2 | 1 | 2 | 23 | 6 | 0 | 1 | 0 | 1 | 0 | 1 | 1 | 3 | 18 | 7 | 1 | 8 | .344 |
| Feb 14 | at Louisiana Tech | 25 | 9 | 10 | 7 | 2 | 0 | 2 | 18 | 2 | 0 | 0 | 0 | 1 | 1 | 0 | 0 | 1 | 15 | 4 | 0 | 5 | .352 |
| Feb 16 | vs Southern Miss | 27 | 12 | 11 | 10 | 5 | 1 | 1 | 21 | 5 | 0 | 1 | 0 | 0 | 0 | 1 | 0 | 1 | 15 | 1 | 0 | 6 | .367 |
| Feb 16 | vs Louisiana Monroe | 21 | 10 | 9 | 9 | 4 | 0 | 0 | 13 | 5 | 0 | 1 | 0 | 2 | 0 | 1 | 0 | 2 | 15 | 3 | 0 | 7 | .372 |
| Feb 20 | vs Rutgers | 26 | 10 | 12 | 7 | 3 | 0 | 2 | 21 | 4 | 0 | 0 | 1 | 0 | 0 | 1 | 0 | 1 | 15 | 7 | 1 | 6 | .380 |
| Feb 20 | vs Cal State Fullerton | 21 | 10 | 10 | 10 | 0 | 0 | 1 | 13 | 6 | 0 | 0 | 0 | 2 | 0 | 2 | 0 | 2 | 15 | 7 | 0 | 9 | .387 |
| Feb 21 | vs Loyola Marymount | 30 | 6 | 8 | 4 | 1 | 0 | 2 | 15 | 6 | 0 | 0 | 0 | 1 | 0 | 0 | 0 | 3 | 21 | 8 | 0 | 10 | .376 |
| Feb 22 | vs Baylor | 21 | 8 | 7 | 8 | 1 | 0 | 1 | 11 | 4 | 0 | 1 | 0 | 0 | 0 | 0 | 0 | 2 | 15 | 5 | 0 | 5 | .374 |
| Feb 22 | vs UCLA | 23 | 1 | 5 | 1 | 1 | 0 | 1 | 9 | 0 | 0 | 0 | 0 | 0 | 0 | 0 | 0 | 6 | 17 | 5 | 1 | 4 | .364 |
| Feb 28 | IOWA | 17 | 9 | 6 | 9 | 0 | 0 | 1 | 9 | 9 | 0 | 2 | 0 | 2 | 0 | 1 | 0 | 1 | 15 | 3 | 0 | 8 | .364 |
| Feb 28 | ILLINOIS | 25 | 12 | 8 | 12 | 1 | 1 | 2 | 17 | 5 | 2 | 1 | 0 | 0 | 0 | 1 | 0 | 2 | 18 | 5 | 1 | 4 | .361 |
| Mar 01 | IOWA | 21 | 12 | 10 | 12 | 4 | 0 | 3 | 23 | 6 | 0 | 1 | 1 | 0 | 1 | 0 | 0 | 2 | 15 | 8 | 0 | 4 | .367 |
| Mar 01 | ILLINOIS | 25 | 10 | 10 | 8 | 2 | 0 | 1 | 15 | 9 | 3 | 4 | 0 | 1 | 0 | 2 | 0 | 0 | 18 | 11 | 0 | 11 | .368 |
| Mar 02 | MISSOURI STATE | 23 | 13 | 10 | 11 | 2 | 1 | 2 | 20 | 6 | 0 | 3 | 0 | 3 | 0 | 0 | 0 | 0 | 15 | 7 | 0 | 6 | .371 |
| *Mar 07 | at Ole Miss | 21 | 1 | 4 | 1 | 0 | 0 | 0 | 4 | 2 | 0 | 0 | 0 | 4 | 1 | 1 | 0 | 5 | 17 | 6 | 2 | 10 | .364 |
| *Mar 08 | at Ole Miss | 29 | 3 | 9 | 3 | 2 | 1 | 1 | 16 | 5 | 0 | 0 | 0 | 0 | 0 | 0 | 1 | 7 | 18 | 8 | 2 | 10 | .361 |
| *Mar 09 | at Ole Miss | 30 | 20 | 14 | 17 | 1 | 1 | 1 | 20 | 8 | 0 | 0 | 0 | 4 | 0 | 1 | 0 | 4 | 15 | 3 | 0 | 8 | .367 |
| Totals | | 570 | 209 | 209 | 189 | 45 | 9 | 35 | 377 | 121 | 5 | 23 | 2 | 29 | 5 | 17 | 3 | 54 | 391 | 141 | 9 | 165 | .367 |

PITCHING

| Date | Opponent | ip | h | r | er | bb | so | 2b | 3b | hr | wp | bk | hbp | dp | ibb | score | w-l | sv | era |
|---------|------------------------|-------|----|----|----|----|-----|----|----|----|----|----|-----|----|-----|--------|------|----|------|
| Feb 06 | at Texas State | 7.0 | 3 | 1 | 0 | 4 | 7 | 1 | 0 | 0 | 2 | 0 | 0 | 0 | 0 | 3-1 | 1-0 | 1 | 0.00 |
| Feb 07 | vs Lipscomb | 5.0 | 3 | 0 | 0 | 1 | 5 | 0 | 0 | 0 | 0 | 0 | 0 | 0 | 0 | 23-0 | 2-0 | 1 | 0.00 |
| Feb 07 | vs Bradley | 7.0 | 3 | 1 | 1 | 2 | 9 | 0 | 0 | 0 | 1 | 0 | 1 | 0 | 0 | 3-1 | 3-0 | 2 | 0.37 |
| Feb 08 | vs Bradley | 6.0 | 3 | 1 | 1 | 2 | 6 | 0 | 0 | 0 | 0 | 0 | 0 | 1 | 0 | 9-1 | 4-0 | 2 | 0.56 |
| Feb 08 | vs San Diego | 7.0 | 2 | 1 | 1 | 1 | 10 | 0 | 1 | 0 | 0 | 0 | 0 | 0 | 0 | 2-1 | 5-0 | 2 | 0.66 |
| Feb 14 | vs Louisiana Monroe | 6.0 | 3 | 2 | 1 | 5 | 6 | 0 | 0 | 0 | 2 | 0 | 1 | 0 | 0 | 11-2 | 6-0 | 2 | 0.74 |
| Feb 14 | at Louisiana Tech | 5.0 | 3 | 1 | 1 | 1 | 7 | 0 | 0 | 1 | 0 | 0 | 0 | 0 | 0 | 9-1 | 7-0 | 2 | 0.81 |
| Feb 16 | vs Southern Miss | 5.0 | 3 | 3 | 3 | 6 | 11 | 0 | 0 | 1 | 0 | 0 | 0 | 0 | 0 | 12-3 | 9-0 | 2 | 1.56 |
| Feb 16 | vs Louisiana Monroe | 5.0 | 0 | 0 | 0 | 2 | 11 | 0 | 0 | 0 | 1 | 0 | 0 | 0 | 0 | 10-0 | 10-0 | 2 | 1.42 |
| Feb 20 | vs Rutgers | 5.0 | 2 | 0 | 0 | 0 | 5 | 0 | 0 | 0 | 0 | 0 | 1 | 0 | 0 | 10-0 | 11-0 | 2 | 1.31 |
| Feb 20 | vs Cal State Fullerton | 5.0 | 1 | 0 | 0 | 2 | 8 | 0 | 1 | 0 | 1 | 0 | 0 | 2 | 0 | 10-0 | 12-0 | 2 | 1.22 |
| Feb 21 | vs Loyola Marymount | 7.0 | 5 | 2 | 2 | 0 | 5 | 1 | 0 | 0 | 0 | 0 | 0 | 0 | 0 | 6-2 | 13-0 | 2 | 1.29 |
| Feb 22 | vs Baylor | 5.0 | 1 | 0 | 0 | 0 | 6 | 0 | 0 | 0 | 0 | 0 | 1 | 0 | 0 | 8-0 | 14-0 | 2 | 1.21 |
| Feb 22 | vs UCLA | 5.2 | 10 | 9 | 9 | 3 | 3 | 1 | 0 | 1 | 0 | 0 | 2 | 0 | 1 | 1-9 | 14-1 | 2 | 1.86 |
| Feb 28 | IOWA | 5.0 | 1 | 0 | 0 | 1 | 6 | 0 | 0 | 0 | 0 | 0 | 1 | 0 | 0 | 9-0 | 15-1 | 2 | 1.76 |
| Feb 28 | ILLINOIS | 6.0 | 3 | 4 | 2 | 1 | 14 | 0 | 0 | 1 | 0 | 0 | 1 | 0 | 0 | 12-4 | 16-1 | 3 | 1.79 |
| Mar 01 | IOWA | 5.0 | 1 | 0 | 0 | 4 | 4 | 0 | 0 | 0 | 0 | 0 | 0 | 3 | 0 | 12-0 | 17-1 | 3 | 1.70 |
| Mar 01 | ILLINOIS | 6.0 | 4 | 1 | 1 | 2 | 4 | 0 | 0 | 0 | 0 | 0 | 0 | 0 | 0 | 10-1 | 18-1 | 3 | 1.67 |
| Mar 02 | MISSOURI STATE | 5.0 | 7 | 2 | 2 | 0 | 7 | 2 | 0 | 0 | 0 | 0 | 0 | 0 | 0 | 13-2 | 19-1 | 3 | 1.72 |
| *Mar 07 | at Ole Miss | 5.2 | 9 | 9 | 7 | 3 | 5 | 2 | 0 | 1 | 2 | 0 | 2 | 0 | 0 | 1-9 | 19-2 | 3 | 2.05 |
| *Mar 08 | at Ole Miss | 6.0 | 10 | 9 | 6 | 5 | 2 | 1 | 1 | 1 | 1 | 0 | 0 | 1 | 0 | 3-9 | 19-3 | 3 | 2.29 |
| *Mar 09 | at Ole Miss | 5.0 | 5 | 3 | 3 | 6 | 4 | 0 | 0 | 1 | 1 | 0 | 0 | 1 | 0 | 20-3 | 20-3 | 3 | 2.36 |
| Totals | | 130.1 | 87 | 53 | 44 | 53 | 149 | 9 | 3 | 8 | 12 | 0 | 12 | 8 | 1 | 209-53 | 20-3 | 3 | 2.36 |

HOME RUN TRACKER

| # | DATE | PLAYER | OPPONENT | SITE | # OF RUNS | INNING | LINEUP SPOT | GAME RESULT |
|----|---------|-----------------|-------------------------|------------------------|-----------|--------|-------------|-------------|
| 1 | 2-6-25 | Bri Ellis | at Texas State | San Marcos, Texas | 1 | 2 | 4 | W, 3-1 |
| 2 | 2-6-25 | Kailey Wyckoff! | at Texas State | San Marcos, Texas | 1 | 6 | 2 | W, 3-1 |
| 3 | 2-6-25 | Ella McDowell! | at Texas State | San Marcos, Texas | 1 | 6 | 2 | W, 3-1 |
| 4 | 2-7-25 | Raigan Kramer | vs. Lipscomb | San Marcos, Texas | 3 | 3 | 6 | W, 23-0 (5) |
| 5 | 2-7-25 | Bri Ellis | vs. Lipscomb | San Marcos, Texas | 2 | 4 | 4 | W, 23-0 (5) |
| 6 | 2-7-25 | Courtney Day | vs. Lipscomb | San Marcos, Texas | 2 | 5 | 8 | W, 23-0 (5) |
| 7 | 2-8-25 | Courtney Day | vs. Bradley | San Marcos, Texas | 2 | 3 | 7 | W, 9-1 (6) |
| 8 | 2-8-25 | Bri Ellis | vs. Bradley | San Marcos, Texas | 2 | 6 | 4 | W, 9-1 (6) |
| 9 | 2-8-25 | Courtney Day | vs. Bradley | San Marcos, Texas | 6 | 6 | 7 | W, 9-1 (6) |
| 10 | 2-14-25 | Atalyia Rijo | vs. ULM | Ruston, La. | 1 | 3 | 9 | W, 11-2 (6) |
| 11 | 2-14-25 | Courtney Day | vs. ULM | Ruston, La. | 3 | 3 | 7 | W, 11-2 (6) |
| 12 | 2-14-25 | Bri Ellis | at LA Tech | Ruston, La. | 2 | 4 | 4 | W, 9-1 (5) |
| 13 | 2-14-25 | Kennedy Miller | at LA Tech | Ruston, La. | 1 | 5 | 7 | W, 9-1 (5) |
| 14 | 2-15-25 | Bri Ellis | vs. Southern Miss | Ruston, La. | 3 | 1 | 4 | W, 12-4 (6) |
| 15 | 2-15-25 | Ella McDowell | vs. Southern Miss | Ruston, La. | 1 | 2 | 3 | W, 12-4 (6) |
| 16 | 2-15-25 | Bri Ellis | vs. Southern Miss | Ruston, La. | 2 | 3 | 4 | W, 12-4 (6) |
| 17 | 2-16-25 | Bri Ellis+ | vs. Southern Miss | Ruston, La. | 4 | 4 | 4 | W, 12-3 (5) |
| 18 | 2-20-25 | Kailey Wyckoff | vs. Rutgers | Cathedral City, Calif. | 1 | 3 | 2 | W, 10-0 (5) |
| 19 | 2-20-25 | Courtney Day | vs. Rutgers | Cathedral City, Calif. | 3 | 6 | 5 | W, 10-0 (5) |
| 20 | 2-20-25 | Atalyia Rijo | vs. Cal State Fullerton | Cathedral City, Calif. | 2 | 2 | 6 | W, 10-0 (5) |
| 21 | 2-21-25 | Courtney Day | vs. Loyola Marymount | Cathedral City, Calif. | 3 | 5 | 2 | W, 6-2 |
| 22 | 2-21-25 | Kennedy Miller | vs. Loyola Marymount | Cathedral City, Calif. | 1 | 7 | 7 | W, 6-2 |
| 23 | 2-22-25 | Bri Ellis | vs. Baylor | Cathedral City, Calif. | 3 | 2 | 4 | W, 8-0 (5) |
| 24 | 2-22-25 | Bri Ellis | vs. UCLA | Cathedral City, Calif. | 1 | 4 | 4 | L, 9-1 (6) |
| 25 | 2-28-25 | Kailey Wyckoff^ | Iowa | Fayetteville | 2 | 5 | 2 | W, 9-0 (5) |
| 26 | 2-28-25 | Bri Ellis | Illinois | Fayetteville | 2 | 1 | 3 | W, 12-4 (6) |
| 27 | 2-28-25 | Courtney Day | Illinois | Fayetteville | 4 | 6 | 4 | W, 12-4 (6) |
| 28 | 3-1-25 | Bri Ellis | Iowa | Fayetteville | 1 | 1 | 3 | W, 12-0 (5) |
| 30 | 3-1-25 | Courtney Day^ | Iowa | Fayetteville | 3 | 2 | 4 | W, 12-0 (5) |
| 31 | 3-1-25 | Jayden Ramos** | Illinois | Fayetteville | 3 | 6 | 1 | W, 10-1 (6) |
| 32 | 3-2-25 | Ella McDowell | Missouri State | Fayetteville | 2 | 2 | 6 | W, 13-2 (5) |
| 33 | 3-2-25 | Atalyia Rijo^ | Missouri State | Fayetteville | 4 | 6 | 5 | W, 13-2 (5) |
| 34 | 3-8-25 | Bri Ellis | at Ole Miss | Oxford, Miss. | 1 | 5 | 3 | L, 9-3 |
| 35 | 3-9-25 | Bri Ellis | at Ole Miss | Oxford, Miss. | 3 | 3 | 3 | W, 20-3 (5) |

! - back-to-back | * - pinch hitter | # - go ahead | \$ - walk off | + - grand slam | ^ - run-rule walk-off

GAME HIGHS

TEAM GAME HIGHS

Hitting

At bats: 31- vs Southern Miss (Feb 15, 2025 at Ruston, La.)
Runs scored: 23 - vs Lipscomb (Feb 07, 2025 at San Marcos, Texas)
Hits: 17 - vs Lipscomb (Feb 07, 2025 at San Marcos, Texas)
RBI's: 21 - vs Lipscomb (Feb 07, 2025 at San Marcos, Texas)
Doubles: 6 - vs Lipscomb (Feb 07, 2025 at San Marcos, Texas)
Triples: 2 - vs Lipscomb (Feb 07, 2025 at San Marcos, Texas)
Home runs: 3 - at Texas State (Feb 06, 2025)
 3 - vs Lipscomb (Feb 07, 2025 at San Marcos, Texas)
 3 - vs Bradley (Feb 08, 2025 at San Marcos, Texas)
Total bases: 36 - vs Lipscomb (Feb 07, 2025 at San Marcos, Texas)
Walks: 11 - vs Lipscomb (Feb 07, 2025 at San Marcos, Texas)
Strikeouts: 6 - (2 Times)
Sac hits: 2 - vs San Diego (Feb 08, 2025 at San Marcos, Texas)
Sac flies: 3 - vs Lipscomb (Feb 07, 2025 at San Marcos, Texas)
Stolen bases: 4 - (2 Times)
Hit by pitch: 4 - at Ole Miss (March 7, 2025)
Runners LOB: 11 - vs Illinois (Mar 01, 2025)
Hit into DP: 2 - vs San Diego (Feb 08, 2025 at San Marcos, Texas)

Fielding

Assists: 11 - (2 Times)
Errors: 2 - at Ole Miss (March 7, 2025)
DPs turned: 2 - vs Cal State Fullerton (Feb 20, 2025)

Pitching

Innings pitched: 7.0 - (4 times)
Runs allowed: 9 - (2 Times)
Earned runs: 9 - vs UCLA (Feb 22, 2025 at Cathedral City, CA)
Walks allowed: 6 - at Texas State (Feb 06, 2025)
Strikeouts: 14 - vs Illinois (Feb 28, 2025)
Hits allowed: 10 - vs UCLA (Feb 22, 2025 at Cathedral City, CA)
Doubles allowed: 2 - (2 Times)
Triples allowed: 1 - (2 Times)
Homers allowed: 1 - (3 Times)
Wild pitches: 2 - (3 Times)
Hit batters: 2 - (2 Times)

INDIVIDUAL GAME HIGHS

Hitting

At bats: 5 - (3 Times)
Runs scored: 3 - (6 Times)
Hits: 3 - (3 Times)
RBI's: 6 - Courtney Day vs. Illinois (Feb 28, 2025)
Doubles: 2 - (2 Times)
Triples: 1 - (7 Times)
Home runs: 2 - (2 Times)
Total bases: 8 - (2 Times)
Walks: 3 - (4 Times)
Strikeouts: 2 - (4 Times)
Sac hits: 1 - (4 Times)
Sac flies: 1 - (17 Times)
Stolen bases: 3 - Reagan Johnson vs Illinois (Mar 1, 2025)
Hit by pitch: 2 - (2 Times)
Runners LOB: 7 - Ella McDowell vs Illinois (Mar 01, 2025)

Fielding

Putouts: 13 - Bri Ellis vs Illinois (Mar 01, 2025)
Assists: 5 - (2 Times)
Errors: 1 - (5 Times)

Pitching

Innings pitched: 6.1 - Payton Burnham vs Bradley (Feb 07, 2025)
Runs allowed: 5 - Robyn Herron at Ole Miss (March 7, 2025)
Earned runs: 4 - (3 Times)
Walks allowed: 5 - Cam Harrison vs Southern Miss (Feb 16, 2025)
Strikeouts: 11 - Robyn Herron vs ULM (Feb 16, 2025)
Hits allowed: 6 - Robyn Herron at Ole Miss (March 7, 2025)
Doubles allowed: 2 - Reis Beuerlein vs Missouri State (Mar 02, 2025)
Triples allowed: 1 - (2 Times)
Homers allowed: 1 - (5 Times)
Wild pitches: 2 - Cam Harrison vs Louisiana Monroe (Feb 14, 2025)
Hit batters: 2 - Payton Burnham vs UCLA (Feb 22, 2025)

GAME BY GAME STARTERS | BY POSITION

| DATE | OPPONENT | SP | C | 1B | 2B | 3B | SS | LF | CF | RF | DP |
|------|-------------------------|-----------|---------|-------|---------|----------|----------|--------|---------|---------|---------|
| F6 | at Texas State | Herron | Miller | Ellis | Davison | McDowell | Rijo | Kramer | Johnson | Wyckoff | Day |
| F7 | vs. Lipscomb | Beuerlein | Wyckoff | Ellis | Davison | Cloud | McDowell | Kramer | Johnson | Carter | Miller |
| F7 | vs. Bradley | Burnham | Miller | Ellis | Davison | McDowell | Rijo | Kramer | Johnson | Wyckoff | Prigge |
| F8 | vs. Bradley | Herron | Miller | Ellis | Davison | McDowell | Prigge | Kramer | Johnson | Wyckoff | Day |
| F8 | vs. San Diego | Harrison | Wyckoff | Ellis | Davison | McDowell | Rijo | Carter | Johnson | Day | Miller |
| F14 | vs. ULM | Burnham | Miller | Ellis | Davison | McDowell | Rijo | Kramer | Johnson | Wyckoff | Day |
| F14 | at LA Tech | Herron | Miller | Ellis | Davison | McDowell | Rijo | Kramer | Johnson | Wyckoff | Day |
| F15 | vs. Southern Miss | Beuerlein | Wyckoff | Ellis | Davison | McDowell | Rijo | Kramer | Johnson | Walker | Day |
| F16 | vs. Southern Miss | Harrison | Wyckoff | Ellis | Davison | McDowell | Rijo | Kramer | Johnson | Carter | Day |
| F16 | vs. ULM | Herron | Wyckoff | Ellis | Davison | McDowell | Rijo | Kramer | Johnson | Carter | Day |
| F20 | vs. Rutgers | Burnham | Wyckoff | Ellis | Davison | McDowell | Rijo | Kramer | Johnson | Day | Miller |
| F20 | vs. Cal State Fullerton | Herron | Miller | Ellis | Davison | McDowell | Rijo | Kramer | Johnson | Wyckoff | Day |
| F21 | vs. Loyola Marymount | Harrison | Wyckoff | Ellis | Davison | McDowell | Rijo | Kramer | Johnson | Day | Miller |
| F22 | vs. Baylor | Herron | Miller | Ellis | Davison | McDowell | Rijo | Kramer | Johnson | Wyckoff | Day |
| F22 | vs. UCLA | Burnham | Miller | Ellis | Davison | McDowell | Rijo | Kramer | Johnson | Wyckoff | Day |
| F28 | Iowa | Herron | Miller | Ellis | Davison | McDowell | Rijo | Kramer | Johnson | Wyckoff | Day |
| F28 | Illinois | Beuerlein | Wyckoff | Ellis | Davison | McDowell | Rijo | Kramer | Johnson | Day | Miller |
| M1 | Iowa | Harrison | Miller | Ellis | Davison | McDowell | Rijo | Kramer | Johnson | Day | Wyckoff |
| M1 | Illinois | Harrison | Miller | Ellis | Davison | McDowell | Rijo | Kramer | Johnson | Day | Wyckoff |
| M2 | Missouri State | Beuerlein | Miller | Ellis | Davison | McDowell | Rijo | Kramer | Johnson | Wyckoff | Day |
| M7 | at Ole Miss | Herron | Miller | Ellis | Davison | McDowell | Rijo | Kramer | Johnson | Wyckoff | Day |
| M8 | at Ole Miss | Burnham | Wyckoff | Ellis | Davison | McDowell | Rijo | Kramer | Johnson | Day | Miller |
| M9 | at Ole Miss | Herron | Miller | Ellis | Davison | McDowell | Rijo | Kramer | Johnson | Wyckoff | Day |

GAME BY GAME STARTERS | BY BATTING ORDER

| DATE | OPPONENT | 1 | 2 | 3 | 4 | 5 | 6 | 7 | 8 | 9 | FLEX/P |
|------|-------------------------|---------|---------|----------|-------|--------|----------|---------|----------|---------|-----------|
| F6 | at Texas State | Johnson | Wyckoff | McDowell | Ellis | Miller | Day | Kramer | Davison | Rijo | Herron |
| F7 | vs. Lipscomb | Johnson | Wyckoff | McDowell | Ellis | Miller | Kramer | Davison | Carter | Cloud | Beuerlein |
| F7 | vs. Bradley | Johnson | Wyckoff | McDowell | Ellis | Miller | Kramer | Rijo | Davison | Prigge | Burnham |
| F8 | vs. Bradley | Johnson | Wyckoff | McDowell | Ellis | Miller | Kramer | Day | Prigge | Davison | Herron |
| F8 | vs. San Diego | Johnson | Wyckoff | McDowell | Ellis | Miller | Day | Carter | Harrison | Rijo | Davison |
| F14 | vs. ULM | Johnson | Wyckoff | McDowell | Ellis | Miller | Kramer | Day | Burnham | Rijo | Davison |
| F15 | at LA Tech | Johnson | Wyckoff | McDowell | Ellis | Day | Kramer | Miller | Rijo | Davison | Herron |
| F15 | vs. Southern Miss | Johnson | Wyckoff | McDowell | Ellis | Day | Kramer | Rijo | Walker | Davison | Beuerlein |
| F16 | vs. Southern Miss | Johnson | Wyckoff | McDowell | Ellis | Day | Kramer | Rijo | Davison | Carter | Beuerlein |
| F16 | vs. ULM | Johnson | Wyckoff | McDowell | Ellis | Day | Kramer | Rijo | Davison | Carter | Herron |
| F20 | vs. Rutgers | Johnson | Wyckoff | McDowell | Ellis | Day | Rijo | Miller | Kramer | Davison | Burnham |
| F20 | vs. Cal State Fullerton | Johnson | Wyckoff | McDowell | Ellis | Day | Rijo | Miller | Kramer | Davison | Herron |
| F21 | vs. Loyola Marymount | Johnson | Wyckoff | McDowell | Ellis | Day | Rijo | Miller | Kramer | Davison | Harrison |
| F22 | vs. Baylor | Johnson | Wyckoff | McDowell | Ellis | Day | Rijo | Miller | Kramer | Davison | Herron |
| F22 | vs. UCLA | Johnson | Wyckoff | McDowell | Ellis | Day | Rijo | Miller | Kramer | Davison | Burnham |
| F28 | Iowa | Johnson | Wyckoff | Ellis | Day | Rijo | McDowell | Kramer | Miller | Davison | Herron |
| F28 | Illinois | Johnson | Wyckoff | Ellis | Day | Rijo | McDowell | Kramer | Miller | Davison | Beuerlein |
| M1 | Iowa | Johnson | Wyckoff | Ellis | Day | Rijo | McDowell | Kramer | Miller | Davison | Harrison |
| M1 | Illinois | Johnson | Wyckoff | Ellis | Day | Rijo | McDowell | Kramer | Miller | Davison | Burnham |
| M1 | Missouri State | Johnson | Wyckoff | Ellis | Day | Rijo | McDowell | Kramer | Miller | Davison | Beuerlein |
| M7 | at Ole Miss | Johnson | Wyckoff | Ellis | Day | Kramer | McDowell | Rijo | Miller | Davison | Herron |
| M8 | at Ole Miss | Johnson | Wyckoff | Ellis | Day | Kramer | McDowell | Rijo | Miller | Davison | Burnham |
| M9 | at Ole Miss | Johnson | Wyckoff | Ellis | Day | Kramer | McDowell | Davison | Rijo | Miller | Herron |



RAIGAN KRAMER

OF • L/R • 5-4 • Junior
Topeka, Kan. • Seaman HS

1

CAREER STATS

| Year | Avg. | GP-GS | AB | R | H | 2B | 3B | HR | RBI | TB | SLG% | BB | HBP | SO | GDP | OBP | SF | SH | SB-ATT | PO | A | E | FLD% |
|-------|------|---------|-----|-----|----|----|----|----|-----|-----|------|----|-----|----|-----|------|----|----|--------|-----|---|---|-------|
| 2022 | .143 | 29-2 | 7 | 11 | 1 | 0 | 0 | 0 | 0 | 1 | .143 | 0 | 0 | 3 | 0 | .143 | 0 | 0 | 0-1 | 3 | 1 | 3 | .571 |
| 2023 | .301 | 59-59 | 153 | 39 | 46 | 9 | 2 | 7 | 34 | 80 | .523 | 39 | 4 | 28 | 1 | .449 | 2 | 1 | 2-2 | 67 | 4 | 1 | .986 |
| 2024 | .213 | 54-52 | 122 | 28 | 26 | 3 | 2 | 3 | 17 | 42 | .344 | 32 | 4 | 18 | 0 | .390 | 1 | 1 | 7-7 | 74 | 3 | 2 | .975 |
| 2025 | .422 | 23-22 | 45 | 23 | 19 | 3 | 0 | 1 | 12 | 25 | .556 | 17 | 1 | 1 | 0 | .569 | 2 | 1 | 1-2 | 23 | 0 | 0 | 1.000 |
| TOTAL | .281 | 165-135 | 327 | 101 | 92 | 15 | 4 | 11 | 63 | 148 | .453 | 88 | 9 | 50 | 1 | .441 | 5 | 3 | 10-12 | 167 | 8 | 6 | .967 |

SEASON HIGHS

| Category | No. | Opponent (Last) | Date |
|-----------|-----|--------------------|---------|
| Hits | 3 | CSF | 2/20/25 |
| Doubles | 1 | 3x (Southern Miss) | 2/16/25 |
| Triples | - | - | - |
| Home Runs | 1 | Lipscomb | 2/7/25 |
| RBI's | 4 | Lipscomb | 2/7/25 |
| Runs | 2 | 7x (Ole Miss) | 3/9/25 |
| Walks | 3 | Ole Miss | 3/9/25 |
| ABs | 3 | 6x (Ole Miss) | 3/8/25 |

CAREER HIGHS

| Category | No. | Opponent (Last) | Date |
|-----------|-----|---------------------|---------|
| Hits | 3 | 2x (CSF) | 2/20/25 |
| Doubles | 1 | 15x (USM) | 2/16/25 |
| Triples | 1 | 4x (South Carolina) | 4/14/24 |
| Home Runs | 1 | 11x (Georgia) | 4/1/24 |
| RBI's | 4 | 2x (Lipscomb) | 2/7/25 |
| Runs | 3 | Florida | 3/26/23 |
| Walks | 3 | 3x (Ole Miss) | 3/9/25 |
| ABs | 5 | 2x (Kentucky) | 4/22/23 |

PLAYER PROFILE

- » Most experienced Razorback on the team with 142 games played and 113 career starts in her Arkansas career.
- » Led Arkansas with 32 walks in 2024 while ranking 10th in the SEC in walks-per-game (0.59). Also drew multiple walks in a game on four separate occasions.
- » Homered in back-to-back games in wins over Northern Iowa and South Alabama (March 9, 2024)
- » Did not commit an error in SEC play in 38 total chances in 2023.
- » In addition to playing softball, she also played basketball and was on the drumline at Seaman High School in Topeka, Kan. She helped led the Vikings to a 20-4 record and KSHAA state semifinal appearance in basketball as a junior.
- » Goes by the nickname Jimmy.
- » Enjoys fishing, snowboarding, hanging out with friends and family and spending time outdoors.
- » Primarily played catcher growing up until her later high school years.
- » Was rated as No. 28 player nationally by Extra Innings Softball coming out of high school.

CAREER HONORS

- » SEC Spring Academic Honor Roll (2024)
- » NFCA All-America Scholar-Athlete (2022)
- » NFCA All-South Region Second Team (2023)
- » SEC Player of the Week (March 7, 2023)
- » Extra Inning Softball Fayetteville All-Tournament Team (2023)

GAME-BY-GAME

| Date | Opponent | Pos | AB | R | H | RBI | 2B | 3B | HR | BB | SB | CS | HBP | SAC | SF | GDP | K | PO | A | E | AVG |
|--------|------------------------|------|----|----|----|-----|----|----|----|----|----|----|-----|-----|----|-----|---|----|---|---|------|
| Feb 06 | at Texas State | *of | 2 | 0 | 0 | 0 | 0 | 0 | 0 | 0 | 0 | 0 | 0 | 0 | 0 | 0 | 0 | 2 | 0 | 0 | .000 |
| Feb 07 | vs Lipscomb | *of | 1 | 1 | 1 | 4 | 0 | 0 | 1 | 0 | 0 | 0 | 0 | 0 | 1 | 0 | 0 | 0 | 0 | 0 | .333 |
| Feb 07 | vs Bradley | *of | 3 | 1 | 1 | 0 | 1 | 0 | 0 | 0 | 0 | 0 | 0 | 0 | 0 | 0 | 0 | 1 | 0 | 0 | .333 |
| Feb 08 | vs Bradley | *of | 2 | 0 | 0 | 1 | 0 | 0 | 0 | 1 | 0 | 0 | 0 | 0 | 0 | 0 | 0 | 2 | 0 | 0 | .250 |
| Feb 08 | vs San Diego | ph | 1 | 1 | 1 | 0 | 0 | 0 | 0 | 0 | 0 | 0 | 0 | 0 | 0 | 0 | 0 | 0 | 0 | 0 | .333 |
| Feb 14 | vs Louisiana Monroe | *of | 2 | 2 | 1 | 0 | 0 | 0 | 0 | 1 | 0 | 0 | 0 | 0 | 0 | 0 | 0 | 2 | 0 | 0 | .364 |
| Feb 14 | at Louisiana Tech | *of | 1 | 1 | 0 | 0 | 0 | 0 | 0 | 1 | 0 | 0 | 0 | 1 | 0 | 0 | 0 | 0 | 0 | 0 | .333 |
| Feb 15 | vs Southern Miss | *of | 2 | 2 | 2 | 0 | 1 | 0 | 0 | 1 | 0 | 0 | 0 | 0 | 0 | 0 | 0 | 1 | 0 | 0 | .429 |
| Feb 16 | vs Southern Miss | *of | 3 | 1 | 1 | 0 | 1 | 0 | 0 | 0 | 0 | 0 | 0 | 0 | 0 | 0 | 0 | 0 | 0 | 0 | .412 |
| Feb 16 | vs Louisiana Monroe | *of | 1 | 1 | 1 | 2 | 0 | 0 | 0 | 1 | 0 | 0 | 0 | 0 | 0 | 0 | 0 | 1 | 0 | 0 | .444 |
| Feb 20 | vs Rutgers | *of | 2 | 1 | 1 | 0 | 0 | 0 | 0 | 1 | 0 | 1 | 0 | 0 | 0 | 0 | 0 | 0 | 2 | 0 | .450 |
| Feb 20 | vs Cal State Fullerton | *of | 3 | 2 | 3 | 1 | 0 | 0 | 0 | 0 | 0 | 0 | 0 | 0 | 0 | 0 | 0 | 0 | 0 | 0 | .522 |
| Feb 21 | vs Loyola Marymount | *of | 2 | 0 | 0 | 0 | 0 | 0 | 0 | 2 | 0 | 0 | 0 | 0 | 0 | 0 | 0 | 0 | 0 | 0 | .480 |
| Feb 22 | vs Baylor | *of | 2 | 0 | 1 | 1 | 0 | 0 | 0 | 0 | 0 | 0 | 0 | 0 | 0 | 0 | 0 | 0 | 0 | 0 | .481 |
| Feb 22 | vs UCLA | *of | 2 | 0 | 0 | 0 | 0 | 0 | 0 | 0 | 0 | 0 | 0 | 0 | 0 | 0 | 0 | 1 | 0 | 0 | .448 |
| Feb 28 | IOWA | *of | 2 | 0 | 1 | 1 | 0 | 0 | 0 | 0 | 0 | 0 | 1 | 0 | 0 | 0 | 0 | 0 | 1 | 0 | .452 |
| Feb 28 | ILLINOIS | *of | 3 | 1 | 1 | 0 | 0 | 0 | 0 | 0 | 0 | 0 | 0 | 0 | 0 | 0 | 0 | 0 | 0 | 0 | .441 |
| Mar 01 | IOWA | *of | 0 | 2 | 0 | 0 | 0 | 0 | 0 | 2 | 0 | 0 | 0 | 0 | 0 | 0 | 0 | 2 | 0 | 0 | .441 |
| Mar 01 | ILLINOIS | *of | 2 | 2 | 2 | 1 | 0 | 0 | 0 | 1 | 0 | 0 | 0 | 0 | 1 | 0 | 0 | 0 | 0 | 0 | .472 |
| Mar 02 | MISSOURI STATE | *of | 1 | 2 | 0 | 0 | 0 | 0 | 0 | 2 | 1 | 0 | 0 | 0 | 0 | 0 | 0 | 0 | 0 | 0 | .459 |
| Mar 07 | at Ole Miss | *of | 3 | 1 | 1 | 0 | 0 | 0 | 0 | 0 | 0 | 0 | 0 | 0 | 0 | 0 | 0 | 2 | 0 | 0 | .450 |
| Mar 08 | at Ole Miss | *of | 3 | 0 | 1 | 0 | 0 | 0 | 0 | 1 | 0 | 0 | 0 | 0 | 0 | 0 | 0 | 3 | 0 | 0 | .442 |
| Mar 09 | at Ole Miss | *of | 2 | 2 | 0 | 1 | 0 | 0 | 0 | 3 | 0 | 0 | 0 | 0 | 0 | 0 | 0 | 1 | 3 | 0 | .422 |
| Totals | | 22qs | 45 | 23 | 19 | 12 | 3 | 0 | 1 | 17 | 1 | 1 | 1 | 1 | 2 | 0 | 1 | 23 | 0 | 0 | .422 |



REISS BEUERLEIN • BUR-line

RHP • R/R • 5-9 • Junior
Cave Creek, Ariz. • Mississippi State (Pinnacle HS)

4

CAREER STATS

| Year | ERA | W-L | APP | GS | CG | SHO | SV | IP | H | R | ER | BB | SO | 2B | 3B | HR | BF | B.AVG | WP | HBP | BK | SF | SH |
|-------|------|-----|-----|----|----|-----|----|-------|-----|----|----|----|-----|----|----|----|-----|-------|----|-----|----|----|----|
| 2023 | 3.13 | 5-4 | 26 | 9 | 1 | 0/1 | 0 | 76.0 | 83 | 41 | 34 | 33 | 69 | 10 | 2 | 7 | 349 | .269 | 12 | 0 | 0 | 4 | 3 |
| 2024 | 2.05 | 2-2 | 10 | 8 | 1 | 1/1 | 0 | 30.2 | 31 | 13 | 9 | 9 | 12 | 4 | 0 | 2 | 130 | .263 | 4 | 1 | 0 | 1 | 1 |
| 2025 | 6.46 | 2-0 | 8 | 4 | 0 | 0/1 | 0 | 17.1 | 19 | 18 | 16 | 8 | 29 | 3 | 0 | 2 | 82 | .279 | 1 | 2 | 0 | 2 | 2 |
| TOTAL | 3.33 | 9-6 | 44 | 21 | 2 | 1/3 | 0 | 124.0 | 132 | 72 | 59 | 50 | 110 | 17 | 2 | 11 | 561 | .261 | 17 | 2 | 0 | 5 | 5 |

CAREER HONORS

- » SEC Freshman of the Week (March 21, 2023)
- » NFCA All-America Scholar-Athlete (2023)

GAME-BY-GAME

| Date | Opponent | GS | IP | H | R | ER | BB | SO | 2B | 3B | HR | WP | BK | HBP | IBB | Score | W-L | Sv | ERA | NP |
|--------|------------------|----|-----|------|----|----|----|----|----|----|----|----|----|-----|-----|-------|-----|----|------|----|
| Feb 07 | vs Lipscomb | * | 4.0 | 2 | 0 | 0 | 1 | 5 | 0 | 0 | 0 | 0 | 0 | 0 | 0 | 23-0 | 1-0 | 0 | 0.00 | 55 |
| Feb 08 | vs Bradley | | 1.0 | 0 | 0 | 0 | 0 | 2 | 0 | 0 | 0 | 0 | 0 | 0 | 0 | 9-1 | 1-0 | 0 | 0.00 | 15 |
| Feb 15 | vs Southern Miss | * | 3.2 | 4 | 4 | 4 | 2 | 4 | 0 | 0 | 1 | 1 | 0 | 1 | 0 | 12-4 | 1-0 | 0 | 3.23 | 65 |
| Feb 21 | vs LMU | | 2.0 | 3 | 2 | 2 | 0 | 3 | 1 | 0 | 0 | 0 | 0 | 0 | 0 | 6-2 | 1-0 | 0 | 3.94 | 25 |
| Feb 22 | vs UCLA | | 0.2 | 4 | 4 | 4 | 2 | 0 | 0 | 0 | 0 | 0 | 0 | 0 | 0 | 1-9 | 1-0 | 0 | 6.18 | 40 |
| Feb 28 | ILLINOIS | * | 4.0 | 3 | 4 | 2 | 1 | 10 | 0 | 0 | 1 | 0 | 0 | 1 | 0 | 12-4 | 2-0 | 0 | 5.48 | 67 |
| Mar 02 | MISSOURI STATE | * | 2.0 | 2 | 1 | 1 | 0 | 5 | 2 | 0 | 0 | 0 | 0 | 0 | 0 | 13-2 | 2-0 | 0 | 5.25 | 29 |
| Mar 08 | at Ole Miss | | 0.0 | 1 | 3 | 3 | 2 | 0 | 0 | 0 | 0 | 0 | 0 | 0 | 0 | 3-9 | 2-0 | 0 | 6.46 | 14 |
| Totals | | | 4 | 17.1 | 19 | 18 | 16 | 8 | 29 | 3 | 0 | 2 | 1 | 0 | 2 | 79-31 | 2-0 | 0 | 6.46 | - |

SEASON HIGHS

| Category | No. | Opponent (Last) | Date |
|----------------|-----|-----------------|---------|
| Innings | 4.0 | 2x (Illinois) | 2/28/25 |
| Longest Start | 4.0 | 2x (Illinois) | 2/28/25 |
| Shortest Start | 4.0 | 2x (Illinois) | 2/28/25 |
| Longest Relief | - | - | - |
| Hits | 4 | 2x (UCLA) | 2/22/25 |
| Runs | 4 | 2x (UCLA) | 2/22/25 |
| Earned Runs | 4 | 2x (UCLA) | 2/22/25 |
| Walks | 2 | 2x (UCLA) | 2/22/25 |
| Strikeouts | 10 | Illinois | 2/28/25 |
| Pitches | 67 | Illinois | 2/28/25 |

CAREER HIGHS

| Category | No. | Opponent (Last) | Date |
|----------------|-----|-----------------|---------|
| Innings | 7.0 | Purdue | 3/15/23 |
| Longest Start | 7.0 | Purdue | 3/15/23 |
| Shortest Start | 1.0 | Georgia | 3/25/23 |
| Longest Relief | 4.2 | 3x (LSU) | 4/21/23 |
| Hits | 7 | Auburn | 5/5/23 |
| Runs | 4 | 2x (Texas A&M) | 4/10/23 |
| Earned Runs | 4 | 2x (Texas A&M) | 4/10/23 |
| Walks | 4 | 3x (Auburn) | 5/7/23 |
| Strikeouts | 14 | Purdue | 3/15/23 |
| Pitches | 112 | Purdue | 3/15/23 |

PLAYER PROFILE

- » Transferred to Arkansas after spending her freshman season at Mississippi State in 2023.
- » Picked up first win as a Razorback by throwing four shutout innings while surrendering just three hits and picking up a strikeout in a 7-0 win over Illinois State on Feb. 22, 2024.
- » Made a team-high 26 appearances with nine starts while posting a 3.13 ERA and striking out 69 batters in 76 innings of work at Mississippi State (2023).
- » Prepped at Pinnacle High School in Phoenix, Ariz., where she was rated as the No. 68 player and No. 25 pitcher nationally in the class of 2022.
- » Led the state of Arizona in wins (23) as a senior in 2022.
- » Has over 100 cousins due to her father being one of 12 children.
- » Father Ed Beuerlein was drafted by the Milwaukee Brewers in the 14th round of the 1986 MLB draft before playing collegiately at Louisiana Tech and playing three years in the Houston Astros farm system.
- » Majoring in Information Systems Business Analytics



ASHTYN REICHARDT

OF • L/L • 5-7 • Freshman
Katy, Texas • Katy HS

5

CAREER STATS

| Year | Avg. | GP-GS | AB | R | H | 2B | 3B | HR | RBI | TB | SLG% | BB | HBP | SO | GDP | OBP | SF | SH | SB-ATT | PO | A | E | FLD% |
|-------|------|-------|----|---|---|----|----|----|-----|----|------|----|-----|----|-----|------|----|----|--------|----|---|---|------|
| 2025 | .000 | 0-0 | - | - | - | - | - | - | - | - | .000 | - | - | - | - | .000 | - | - | 0-0 | - | - | - | .000 |
| TOTAL | .000 | 0-0 | - | - | - | - | - | - | - | - | .000 | - | - | - | - | .000 | - | - | 0-0 | - | - | - | .000 |

SEASON HIGHS

| Category | No. | Opponent (Last) | Date |
|-----------|-----|-----------------|------|
| Hits | - | - | - |
| Doubles | - | - | - |
| Triples | - | - | - |
| Home Runs | - | - | - |
| RBIs | - | - | - |
| Runs | - | - | - |
| Walks | - | - | - |
| ABs | - | - | - |

CAREER HIGHS

| Category | No. | Opponent (Last) | Date |
|-----------|-----|-----------------|------|
| Hits | - | - | - |
| Doubles | - | - | - |
| Triples | - | - | - |
| Home Runs | - | - | - |
| RBIs | - | - | - |
| Runs | - | - | - |
| Walks | - | - | - |
| ABs | - | - | - |

PLAYER PROFILE

- » Will redshirt this season after suffering an ACL injury this past summer.
- » Played high school softball with Cam Harrison and Kailey Wyckoff at Katy High School in Katy, Texas. Played under former Kansas (1988-1995) and Alabama coach (1996-1998) Kalum Haack at Katy.
- » Batted .551 with 59 hits, 10 doubles, three triples, 12 home runs, 46 RBI, 69 runs scored and 21 stolen bases as a senior at Katy (2024), helping lead the Tigers to a No. 1 national ranking during the 2024 season in which they posted a 39-3-1 overall record.
- » Struck out just once in her first 100 at-bats her senior year while at Katy High School.
- » Was one of six D1 signees on her high school team in 2024.
- » Played travel ball with Impact Gold Jackson 18U where she was teammates with current teammates Cam Harrison and Ella McDowell. Has played softball with Cam Harrison since she was eight years old.
- » Majoring in Biology

CAREER HONORS

- » District 19-6A First-Team (2021, 2022, 2023, 2024)
- » District 19-6A Offensive MVP (2024)
- » First-Team All-Greater Houston (2024)
- » Texas Class 6A First-Team All-State (2024)
- » Extra Inning Softball No. 22 Overall Player (2024)

GAME-BY-GAME

| Date | Opponent | Pos | AB | R | H | RBI | 2B | 3B | HR | BB | SB | CS | HBP | SAC | SF | GDP | K | PO | A | E | AVG |
|------|----------|-----|----|---|---|-----|----|----|----|----|----|----|-----|-----|----|-----|---|----|---|---|------|
| - | - | - | - | - | - | - | - | - | - | - | - | - | - | - | - | - | - | - | - | - | .000 |



ELLA MCDOWELL

INF • R/R • 5-6 • Freshman

Richmond, Texas • Foster HS

6

CAREER STATS

| Year | Avg. | GP-GS | AB | R | H | 2B | 3B | HR | RBI | TB | SLG% | BB | HBP | SO | GDP | OBP | SF | SH | SB-ATT | PO | A | E | FLD% |
|-------|------|-------|----|----|----|----|----|----|-----|----|------|----|-----|----|-----|------|----|----|--------|----|----|---|-------|
| 2025 | .364 | 23-23 | 66 | 15 | 24 | 3 | 1 | 4 | 22 | 41 | .621 | 8 | 3 | 3 | 0 | .443 | 2 | 0 | 1-1 | 13 | 33 | 0 | 1.000 |
| TOTAL | .364 | 23-23 | 66 | 15 | 24 | 3 | 1 | 4 | 22 | 41 | .621 | 8 | 3 | 3 | 0 | .443 | 2 | 0 | 1-1 | 13 | 33 | 0 | 1.000 |

SEASON HIGHS

| Category | No. | Opponent (Last) | Date |
|-----------|-----|-----------------|--------|
| Hits | 2 | 6x (Ole Miss) | 3/9/25 |
| Doubles | 1 | 3x (Iowa) | 3/1/25 |
| Triples | 1 | Ole Miss | 3/9/25 |
| Home Runs | 1 | 3x (Iowa) | 3/1/25 |
| RBI's | 4 | Ole Miss | 3/9/25 |
| Runs | 2 | 4x (Ole Miss) | 3/9/25 |
| Walks | 2 | Lipscomb | 2/7/25 |
| ABs | 4 | 4x (Ole Miss) | 3/9/25 |

CAREER HIGHS

| Category | No. | Opponent (Last) | Date |
|-----------|-----|-----------------|--------|
| Hits | 2 | 6x (Ole Miss) | 3/9/25 |
| Doubles | 1 | 3x (Iowa) | 3/1/25 |
| Triples | 1 | Ole Miss | 3/9/25 |
| Home Runs | 1 | 3x (Iowa) | 3/1/25 |
| RBI's | 4 | Ole Miss | 3/9/25 |
| Runs | 2 | 4x (Ole Miss) | 3/9/25 |
| Walks | 2 | Lipscomb | 2/7/25 |
| ABs | 4 | 4x (Ole Miss) | 3/9/25 |

PLAYER PROFILE


- » Ranked as the No. 1 infielder and No. 3 overall player in the class of 2024 by Extra Innings Softball.
- » Played at Foster High School, where she batted .704 with a .789 on-base percentage, 1.544 slugging percentage, 22 home runs, 71 runs, 58 RBI and 31 stolen bases as a senior in 2024.
- » Her 22 home runs as a senior ranked seventh nationally among all prep players.
- » Made the Line Drive Media All-Summer Team after batting .609 with a 1.679 OPS, 15 HR, 60 RBI and 30 SB during the 2024 summer ball circuit.
- » Finished the 2023 season on a 32-game hitting streak while totaling 59 hits and 12 home runs while registering a .678 batting average.
- » Named a Top 100 Freshman by D1 Softball and appeared on the Softball America Freshman Watch List ahead of the 2025 Season.
- » Was intentionally walked her last 11 at-bats of her high school career.
- » Played baseball from the ages of 6-8.

CAREER HONORS

- » VYPE Houston Softball Player of the Year (2024)
- » US 18-U National Team Member (2024)
- » WBSC U-18 Women's Softball World Cup Group C Most Outstanding Player (2024)
- » All-Greater Houston Hitter of the Year (2024)
- » First-Team All-VYPE (2023, 2024)
- » 20-5A District MVP (2021, 2022, 2023, 2024)
- » 20-5A First-Team All District (2021, 2022, 2023, 2024)
- » First-Team All-Greater Houston (2021, 2022, 2023, 2024)
- » All-Greater Houston Newcomer of the Year (2021)

GAME-BY-GAME

| Date | Opponent | Pos | AB | R | H | RBI | 2B | 3B | HR | BB | SB | CS | HBP | SAC | SF | GDP | K | PO | A | E | AVG |
|--------|------------------------|------|----|----|----|-----|----|----|----|----|----|----|-----|-----|----|-----|---|----|----|---|------|
| Feb 06 | at Texas State | *3b | 3 | 1 | 2 | 1 | 0 | 0 | 1 | 0 | 0 | 0 | 0 | 0 | 0 | 0 | 0 | 2 | 1 | 0 | .667 |
| Feb 07 | vs Lipscomb | *ss | 2 | 2 | 1 | 0 | 1 | 0 | 0 | 2 | 0 | 0 | 0 | 0 | 0 | 0 | 0 | 1 | 0 | 0 | .600 |
| Feb 07 | vs Bradley | *3b | 3 | 0 | 1 | 0 | 0 | 0 | 0 | 0 | 0 | 0 | 0 | 0 | 0 | 0 | 1 | 2 | 2 | 0 | .500 |
| Feb 08 | vs Bradley | *3b | 3 | 0 | 1 | 1 | 0 | 0 | 0 | 1 | 0 | 0 | 0 | 0 | 0 | 0 | 0 | 0 | 4 | 0 | .455 |
| Feb 08 | vs San Diego | *3b | 3 | 0 | 0 | 0 | 0 | 0 | 0 | 1 | 0 | 0 | 0 | 0 | 0 | 0 | 0 | 1 | 1 | 0 | .357 |
| Feb 14 | vs Louisiana Monroe | *3b | 3 | 0 | 2 | 2 | 0 | 0 | 0 | 0 | 0 | 0 | 0 | 0 | 1 | 0 | 0 | 0 | 2 | 0 | .412 |
| Feb 14 | at Louisiana Tech | *3b | 3 | 1 | 0 | 0 | 0 | 0 | 0 | 0 | 0 | 0 | 0 | 0 | 0 | 0 | 0 | 0 | 1 | 0 | .350 |
| Feb 15 | vs Southern Miss | *3b | 4 | 2 | 2 | 1 | 1 | 0 | 1 | 0 | 0 | 0 | 0 | 0 | 0 | 0 | 0 | 0 | 1 | 0 | .375 |
| Feb 16 | vs Southern Miss | *3b | 3 | 1 | 0 | 1 | 0 | 0 | 0 | 0 | 0 | 0 | 0 | 0 | 0 | 0 | 0 | 0 | 1 | 0 | .333 |
| Feb 16 | vs Louisiana Monroe | *3b | 2 | 1 | 1 | 0 | 0 | 0 | 0 | 0 | 0 | 0 | 1 | 0 | 0 | 0 | 0 | 0 | 0 | 0 | .345 |
| Feb 20 | vs Rutgers | *3b | 3 | 1 | 2 | 1 | 0 | 0 | 0 | 0 | 0 | 0 | 0 | 0 | 0 | 0 | 0 | 0 | 0 | 0 | .375 |
| Feb 20 | vs Cal State Fullerton | *3b | 2 | 0 | 1 | 1 | 0 | 0 | 0 | 1 | 0 | 0 | 0 | 0 | 0 | 0 | 0 | 1 | 2 | 0 | .382 |
| Feb 21 | vs Loyola Marymount | *3b | 4 | 0 | 1 | 0 | 0 | 0 | 0 | 0 | 0 | 0 | 0 | 0 | 0 | 0 | 0 | 1 | 0 | 2 | .368 |
| Feb 22 | vs Baylor | *3b | 3 | 1 | 1 | 1 | 0 | 0 | 0 | 0 | 0 | 0 | 0 | 0 | 0 | 0 | 0 | 0 | 1 | 0 | .366 |
| Feb 22 | vs UCLA | *3b | 3 | 0 | 1 | 0 | 0 | 0 | 0 | 0 | 0 | 0 | 0 | 0 | 0 | 0 | 0 | 0 | 4 | 0 | .364 |
| Feb 28 | IOWA | *3b | 2 | 0 | 1 | 2 | 0 | 0 | 0 | 1 | 0 | 0 | 0 | 0 | 0 | 0 | 0 | 1 | 1 | 0 | .370 |
| Feb 28 | ILLINOIS | *3b | 2 | 0 | 0 | 1 | 0 | 0 | 0 | 0 | 0 | 0 | 0 | 0 | 1 | 0 | 0 | 0 | 0 | 0 | .354 |
| Mar 01 | IOWA | *3b | 3 | 2 | 2 | 3 | 1 | 0 | 1 | 0 | 1 | 0 | 0 | 0 | 0 | 0 | 0 | 1 | 0 | 0 | .373 |
| Mar 01 | ILLINOIS | *3b | 4 | 0 | 1 | 0 | 0 | 0 | 0 | 0 | 0 | 0 | 0 | 0 | 0 | 0 | 0 | 0 | 4 | 0 | .364 |
| Mar 02 | MISSOURI STATE | *3b | 3 | 1 | 1 | 2 | 0 | 0 | 1 | 0 | 0 | 0 | 0 | 0 | 0 | 0 | 0 | 1 | 5 | 0 | .362 |
| Mar 07 | at Ole Miss | *3b | 1 | 0 | 1 | 0 | 0 | 0 | 0 | 1 | 0 | 0 | 1 | 0 | 0 | 0 | 0 | 0 | 2 | 0 | .373 |
| Mar 08 | at Ole Miss | *3b | 4 | 0 | 0 | 1 | 0 | 0 | 0 | 0 | 0 | 0 | 0 | 0 | 0 | 0 | 1 | 2 | 0 | 0 | .349 |
| Mar 09 | at Ole Miss | *3b | 3 | 2 | 2 | 4 | 0 | 1 | 0 | 1 | 0 | 0 | 1 | 0 | 0 | 0 | 0 | 0 | 0 | 0 | .364 |
| Totals | | 23gs | 66 | 15 | 24 | 22 | 3 | 1 | 4 | 8 | 1 | 0 | 3 | 0 | 2 | 0 | 3 | 13 | 33 | 0 | .364 |



COURTNEY DAY

UTL • R/R • 5-10 • Senior
Pearland, Texas • Glenda Dawson HS/Texas

7

CAREER STATS

| Year | Avg. | GP-GS | AB | R | H | 2B | 3B | HR | RBI | TB | SLG% | BB | HBP | SO | GDP | OBP | SF | SH | SB-ATT | PO | A | E | FLD% |
|-------|------|---------|-----|----|-----|----|----|----|-----|-----|------|----|-----|----|-----|------|----|----|--------|----|----|---|-------|
| 2020 | .368 | 26-24 | 57 | 12 | 21 | 4 | 0 | 5 | 15 | 40 | .702 | 6 | 2 | 9 | 1 | .439 | 1 | 2 | 1-2 | 3 | 4 | 0 | 1.000 |
| 2021 | .323 | 38-24 | 62 | 10 | 20 | 1 | 2 | 2 | 11 | 31 | .500 | 1 | 1 | 13 | 1 | .338 | 1 | 0 | 1-1 | 2 | 3 | 3 | .625 |
| 2022 | .300 | 58-51 | 130 | 21 | 39 | 10 | 0 | 12 | 34 | 85 | .654 | 15 | 3 | 24 | 2 | .385 | 0 | 0 | 1-1 | 13 | 3 | 1 | .941 |
| 2023 | .308 | 54-51 | 130 | 20 | 40 | 7 | 0 | 7 | 31 | 68 | .523 | 22 | 1 | 29 | 0 | .409 | 1 | 0 | 2-2 | 42 | 1 | 3 | .935 |
| 2025 | .379 | 22-21 | 58 | 19 | 22 | 6 | 1 | 8 | 36 | 54 | .931 | 11 | 2 | 5 | 1 | .486 | 1 | 0 | 0-0 | 2 | 0 | 0 | 1.000 |
| TOTAL | .325 | 198-171 | 437 | 82 | 142 | 28 | 3 | 34 | 127 | 278 | .636 | 54 | 9 | 78 | 5 | .408 | 4 | 2 | 5-6 | 62 | 11 | 7 | .913 |

CAREER HONORS

- » Women's College World Series All-Tournament Team (2022)
- » District 23-6A MVP (2018, 2019)
- » TGCA All-State (2019)
- » TSWA Second-Team All-State (2018)
- » HR celebration (two handed wave) is inspired by Lane Frost the late professional bull rider.

| Year | ERA | W-L | APP | GS | CG | SHO | SV | IP | H | R | ER | BB | SO | 2B | 3B | HR | BF | B.AVG | WP | HBP | BK | SF | SH |
|-------|------|-----|-----|----|----|-----|----|------|----|----|----|----|----|----|----|----|-----|-------|----|-----|----|----|----|
| 2020 | 1.00 | 5-0 | 10 | 2 | 1 | 1 | 0 | 28.0 | 17 | 6 | 4 | 0 | 22 | 1 | 1 | 0 | 106 | .167 | 0 | 3 | 0 | 1 | 0 |
| 2021 | 3.67 | 4-1 | 11 | 5 | 0 | 0 | 1 | 34.1 | 41 | 27 | 18 | 19 | 23 | 7 | 0 | 1 | 168 | .289 | 3 | 3 | 0 | 2 | 2 |
| 2022 | 2.21 | 0-0 | 3 | 0 | 0 | 0 | 0 | 6.1 | 8 | 6 | 2 | 4 | 2 | 1 | 0 | 1 | 33 | .285 | 1 | 1 | 0 | 0 | 0 |
| 2025 | 0.00 | 0-0 | 1 | 0 | 0 | 0/0 | 0 | 1.0 | 1 | 0 | 0 | 0 | 1 | 0 | 0 | 0 | 4 | .250 | 0 | 0 | 0 | 0 | 0 |
| TOTAL | 2.41 | 0-0 | 25 | 7 | 1 | 1 | 1 | 69.2 | 67 | 39 | 24 | 23 | 48 | 9 | 1 | 2 | 311 | .242 | 4 | 7 | 0 | 3 | 2 |

SEASON HIGHS

| Category | No. | Opponent (Last) | Date |
|-----------|-----|---------------------|---------|
| Hits | 2 | 7x (Missouri State) | 3/2/25 |
| Doubles | 1 | 6x (Ole Miss) | 3/9/25 |
| Triples | 1 | Missouri State | 3/2/25 |
| Home Runs | 2 | Bradley | 2/8/25 |
| RBI's | 6 | Illinois | 2/28/25 |
| Runs | 3 | Ole Miss | 3/9/25 |
| Walks | 2 | Illinois | 3/1/25 |
| ABs | 5 | Ole Miss | 3/9/25 |

CAREER HIGHS

| Category | No. | Opponent (Last) | Date |
|-----------|-----|---------------------|---------|
| Hits | 3 | 5x (Wisconsin) | 3/10/23 |
| Doubles | 2 | 2x (Texas A&M) | 5/21/23 |
| Triples | 1 | 3x (Missouri State) | 3/2/25 |
| Home Runs | 2 | 4x (Bradley) | 2/8/25 |
| RBI's | 6 | Illinois | 2/28/25 |
| Runs | 3 | Ole Miss | 3/9/25 |
| Walks | 2 | 6x (Illinois) | 3/1/25 |
| ABs | 5 | 3x (Ole Miss) | 3/9/25 |


PLAYER PROFILE

- » Signed with Arkansas this past December after transferring from Ole Miss where she transferred to following the 2023 season but did not play. Spent the 2020-23 seasons at Texas.
- » Named to the Women's College World Series (WCWS) All-Tournament Team after leading Texas over its seven-day stay at the event with three home runs and eight RBI's
- » Prepped at Glenda Dawson High School where she earned three consecutive academic all-district selections in softball, basketball and volleyball while also being chosen to the National Honor Society
- » Was roommates with Carlee Ratcliff at Texas in 2022.

GAME-BY-GAME

| Date | Opponent | Pos | AB | R | H | RBI | 2B | 3B | HR | BB | SB | CS | HBP | SAC | SF | GDP | K | PO | A | E | AVG |
|--------|------------------------|--------|------|----|----|-----|----|----|----|----|----|----|-----|-----|----|-----|---|----|---|---|------|
| Feb 06 | at Texas State | *ss/dp | 2 | 0 | 0 | 0 | 0 | 0 | 0 | 0 | 0 | 0 | 0 | 0 | 0 | 0 | 0 | 1 | 0 | 0 | .000 |
| Feb 07 | vs Lipscomb | ph/of | 2 | 1 | 1 | 3 | 0 | 0 | 1 | 0 | 0 | 0 | 0 | 0 | 0 | 0 | 0 | 0 | 0 | 0 | .250 |
| Feb 08 | vs Bradley | *dp | 4 | 2 | 2 | 4 | 0 | 0 | 2 | 0 | 0 | 0 | 0 | 0 | 0 | 0 | 0 | 0 | 0 | 0 | .375 |
| Feb 08 | vs San Diego | *of | 3 | 0 | 0 | 0 | 0 | 0 | 0 | 0 | 0 | 0 | 0 | 0 | 0 | 0 | 0 | 1 | 0 | 0 | .273 |
| Feb 14 | vs Louisiana Monroe | *dp | 2 | 1 | 1 | 3 | 0 | 0 | 1 | 1 | 0 | 0 | 0 | 0 | 0 | 0 | 0 | 0 | 0 | 0 | .308 |
| Feb 14 | at Louisiana Tech | *2b/dp | 3 | 2 | 2 | 1 | 1 | 0 | 0 | 0 | 0 | 0 | 0 | 0 | 0 | 0 | 0 | 0 | 0 | 0 | .375 |
| Feb 15 | vs Southern Miss | *2b/dp | 2 | 1 | 2 | 0 | 1 | 0 | 0 | 0 | 0 | 0 | 2 | 0 | 0 | 0 | 0 | 0 | 0 | 0 | .444 |
| Feb 16 | vs Southern Miss | *of/dp | 2 | 0 | 0 | 0 | 0 | 0 | 0 | 1 | 0 | 0 | 0 | 0 | 0 | 0 | 0 | 0 | 0 | 0 | .400 |
| Feb 16 | vs Louisiana Monroe | *of/dp | 1 | 1 | 0 | 1 | 0 | 0 | 0 | 1 | 0 | 0 | 0 | 0 | 0 | 0 | 0 | 0 | 0 | 0 | .381 |
| Feb 20 | vs Rutgers | *of | 3 | 1 | 2 | 3 | 0 | 0 | 1 | 0 | 0 | 0 | 0 | 0 | 0 | 0 | 0 | 0 | 0 | 0 | .417 |
| Feb 20 | vs Cal State Fullerton | *c/dp | 2 | 1 | 1 | 0 | 0 | 0 | 0 | 1 | 0 | 0 | 0 | 0 | 0 | 0 | 0 | 0 | 0 | 0 | .423 |
| Feb 21 | vs Loyola Marymount | *of/ph | 3 | 1 | 1 | 2 | 0 | 0 | 1 | 1 | 0 | 0 | 0 | 0 | 0 | 0 | 0 | 0 | 1 | 0 | .414 |
| Feb 22 | vs Baylor | *c/dp | 2 | 0 | 0 | 1 | 0 | 0 | 0 | 1 | 0 | 0 | 0 | 0 | 0 | 0 | 0 | 0 | 0 | 0 | .387 |
| Feb 22 | vs UCLA | *dp | 3 | 0 | 0 | 0 | 0 | 0 | 0 | 0 | 0 | 0 | 0 | 0 | 0 | 0 | 0 | 1 | 0 | 0 | .353 |
| Feb 28 | IOWA | *c/dp | 2 | 0 | 1 | 2 | 0 | 0 | 0 | 1 | 0 | 0 | 0 | 0 | 0 | 0 | 0 | 0 | 0 | 0 | .361 |
| Feb 28 | ILLINOIS | *of/dp | 4 | 2 | 2 | 6 | 1 | 0 | 1 | 0 | 0 | 0 | 0 | 0 | 0 | 0 | 0 | 1 | 0 | 0 | .375 |
| Mar 01 | IOWA | *of | 3 | 1 | 2 | 3 | 1 | 0 | 1 | 0 | 0 | 0 | 0 | 0 | 0 | 0 | 0 | 0 | 0 | 0 | .395 |
| Mar 01 | ILLINOIS | *of/dp | 1 | 1 | 1 | 2 | 1 | 0 | 0 | 2 | 0 | 0 | 0 | 0 | 1 | 0 | 0 | 0 | 0 | 0 | .409 |
| Mar 02 | MISSOURI STATE | *c/dh | 3 | 1 | 2 | 2 | 0 | 1 | 0 | 1 | 0 | 0 | 0 | 0 | 0 | 0 | 0 | 0 | 0 | 0 | .426 |
| Mar 07 | at Ole Miss | *dh | 3 | 0 | 0 | 0 | 0 | 0 | 0 | 0 | 0 | 0 | 0 | 0 | 0 | 0 | 0 | 1 | 0 | 0 | .400 |
| Mar 08 | at Ole Miss | *of | 3 | 0 | 1 | 0 | 0 | 0 | 0 | 1 | 0 | 0 | 0 | 0 | 0 | 0 | 0 | 1 | 1 | 0 | .396 |
| Mar 09 | at Ole Miss | *dh | 5 | 3 | 1 | 3 | 1 | 0 | 0 | 0 | 0 | 0 | 0 | 0 | 0 | 0 | 0 | 0 | 0 | 0 | .379 |
| Totals | | | 21qs | 58 | 19 | 22 | 36 | 6 | 1 | 8 | 11 | 0 | 2 | 0 | 1 | 1 | 5 | 2 | 0 | 0 | .379 |

| Date | Opponent | GS | IP | H | R | ER | BB | SO | 2B | 3B | HR | WP | BK | HBP | IBB | Score | W-L | Sv | ERA | NP |
|--------|----------------|----|-----|-----|---|----|----|----|----|----|----|----|----|-----|-----|-------|-----|----|------|----|
| Mar 02 | MISSOURI STATE | | 1.0 | 1 | 0 | 0 | 0 | 1 | 0 | 0 | 0 | 0 | 0 | 0 | 0 | 13-2 | 0-0 | 0 | 0.00 | 23 |
| Totals | | | 0 | 1.0 | 1 | 0 | 0 | 1 | 0 | 0 | 0 | 0 | 0 | 0 | 0 | 13-2 | 0-0 | 0 | 0.00 | - |



ROBYN HERRON

LHP • R/L • 5-10 • Junior
Tampa, Fla. • Sickles HS

11

CAREER STATS

| Year | ERA | W-L | APP | GS | CG | SHO | SV | IP | H | R | ER | BB | SO | 2B | 3B | HR | BF | B.AVG | WP | HBP | BK | SF | SH |
|-------|------|-------|-----|----|----|------|----|-------|-----|----|----|-----|-----|----|----|----|-----|-------|----|-----|----|----|----|
| 2023 | 2.30 | 8-4 | 24 | 13 | 2 | 2/3 | 0 | 73.0 | 46 | 29 | 24 | 38 | 107 | 5 | 1 | 8 | 306 | .175 | 8 | 3 | 0 | 1 | 1 |
| 2024 | 1.62 | 12-9 | 29 | 19 | 10 | 5/0 | 0 | 125.1 | 74 | 36 | 29 | 43 | 143 | 9 | 2 | 7 | 503 | .171 | 11 | 12 | 0 | 5 | 9 |
| 2025 | 1.30 | 7-1 | 9 | 9 | 5 | 3/1 | 0 | 43.0 | 20 | 11 | 8 | 19 | 56 | 1 | 1 | 3 | 171 | .136 | 5 | 4 | 0 | 1 | 0 |
| TOTAL | 1.77 | 27-14 | 62 | 41 | 17 | 10/4 | 0 | 241.1 | 140 | 76 | 61 | 100 | 306 | 15 | 4 | 18 | 980 | .166 | 24 | 19 | 0 | 7 | 10 |

CAREER HONORS

- » SEC Spring Academic Honor Roll (2024)
- » SEC Pitcher of the Week (April 16, 2024)
- » Extra Inning Softball's Extra Elite 100 No. 14 Overall Player (2022)

GAME-BY-GAME

| Date | Opponent | GS | IP | H | R | ER | BB | SO | 2B | 3B | HR | WP | BK | HBP | IBB | Score | W-L | Sv | ERA | NP | |
|--------|------------------------|----|-----|------|----|----|----|----|----|----|----|----|----|-----|-----|-------|-------|-----|------|------|---|
| Feb 06 | at Texas State | * | 6.0 | 3 | 1 | 0 | 4 | 5 | 1 | 0 | 0 | 1 | 0 | 0 | 0 | 3-1 | 1-0 | 0 | 0.00 | 105 | |
| Feb 08 | vs Bradley | * | 3.0 | 1 | 1 | 1 | 2 | 4 | 0 | 0 | 0 | 0 | 0 | 0 | 0 | 9-1 | 1-0 | 0 | 0.78 | 38 | |
| Feb 14 | at Louisiana Tech | * | 5.0 | 3 | 1 | 1 | 1 | 7 | 0 | 0 | 1 | 0 | 0 | 0 | 0 | 9-1 | 2-0 | 0 | 1.00 | 65 | |
| Feb 16 | vs Louisiana Monroe | * | 5.0 | 0 | 0 | 0 | 2 | 11 | 0 | 0 | 0 | 1 | 0 | 0 | 0 | 10-0 | 3-0 | 0 | 0.74 | 71 | |
| Feb 20 | vs Cal State Fullerton | * | 5.0 | 1 | 0 | 0 | 2 | 8 | 0 | 1 | 0 | 1 | 0 | 0 | 0 | 10-0 | 4-0 | 0 | 0.58 | 60 | |
| Feb 22 | vs Baylor | * | 4.0 | 0 | 0 | 0 | 0 | 6 | 0 | 0 | 0 | 0 | 0 | 1 | 0 | 8-0 | 5-0 | 0 | 0.50 | 55 | |
| Feb 28 | IOWA | * | 5.0 | 1 | 0 | 0 | 1 | 6 | 0 | 0 | 0 | 0 | 0 | 1 | 0 | 9-0 | 6-0 | 0 | 0.42 | 74 | |
| Mar 07 | at Ole Miss | * | 5.0 | 6 | 5 | 3 | 1 | 5 | 0 | 0 | 1 | 1 | 0 | 2 | 0 | 1-9 | 6-1 | 0 | 0.92 | 108 | |
| Mar 09 | at Ole Miss | * | 5.0 | 5 | 3 | 3 | 6 | 4 | 0 | 0 | 1 | 1 | 0 | 0 | 0 | 20-3 | 7-1 | 0 | 1.30 | 98 | |
| Totals | | | 9 | 43.0 | 20 | 11 | 8 | 19 | 56 | 1 | 1 | 3 | 5 | 0 | 4 | 0 | 79-15 | 7-1 | 0 | 1.30 | - |

SEASON HIGHS

| Category | No. | Opponent (Last) | Date |
|----------------|-----|-----------------|---------|
| Innings | 6.0 | Texas State | 2/6/25 |
| Longest Start | 6.0 | Texas State | 2/6/25 |
| Shortest Start | 6.0 | Texas State | 2/6/25 |
| Longest Relief | - | - | - |
| Hits | 6 | Ole Miss | 3/7/25 |
| Runs | 5 | Ole Miss | 3/7/25 |
| Earned Runs | 3 | 2x (Ole Miss) | 3/9/25 |
| Walks | 3 | Texas State | 2/6/25 |
| Strikeouts | 11 | ULM | 2/16/25 |
| Pitches | 108 | Ole Miss | 3/7/25 |

CAREER HIGHS

| Category | No. | Opponent (Last) | Date |
|----------------|-----|-----------------|---------|
| Innings | 7.1 | Penn State | 2/10/24 |
| Longest Start | 7.1 | Penn State | 2/10/24 |
| Shortest Start | 0.2 | Auburn | 3/17/24 |
| Longest Relief | 6.1 | 2x (SEMO) | 3/3/24 |
| Hits | 6 | Ole Miss | 3/7/25 |
| Runs | 5 | 3x (Ole Miss) | 3/7/25 |
| Earned Runs | 5 | Florida | 3/25/23 |
| Walks | 5 | 2x (FAU) | 3/1/24 |
| Strikeouts | 14 | Drake | 2/24/23 |
| Pitches | 113 | FAU | 3/1/24 |

PLAYER PROFILE

- » Is one of just seven returning pitchers nationally who ranked in the Top 25 in ERA and Top 40 in shutouts during the 2024 season, joining Nijaree Canady (Texas Tech), Maddia Groff (Omaha), Karlyn Pickens (Tennessee), Kasey Ricard (Boston), Alivia Wilken (North Alabama) and Isabella Smith (Oklahoma).
- » Her eight 10+ strikeout games are the third-most in program history trailing only Katy Henry (2005-08, 14) and Mary Haff (2018-22, 16).
- » Threw her first career perfect game and the second 7-inning perfect game in program history while striking out 11 in a 7-0 win over Illinois State on Feb. 24, 2024.
- » Ranked ninth nationally and second among all SEC pitchers in hits allowed per seven innings (4.13) in 2024.
- » Was part of the Razorbacks' No. 1 recruiting class in 2022, alongside current teammates Rylee Cloud, Reagan Johnson and Atalyia Rijo.
- » Helped lead Sickles High School to a No. 1 national ranking during the 2021 season garnering four wins in the circle during a 6-0 start.
- » Majoring in Public Health



PAYTON BURNHAM

RHP • R/R • 5-8 • Freshman
Eugene, Ore. • Sheldon HS

12

CAREER STATS

| Year | Avg. | GP-GS | AB | R | H | 2B | 3B | HR | RBI | TB | SLG% | BB | HBP | SO | GDP | OBP | SF | SH | SB-ATT | PO | A | E | FLD% |
|-------|------|-------|-----|----|----|-----|----|------|-----|----|------|----|-----|----|-----|------|-----|-------|--------|-----|----|----|------|
| 2025 | .000 | 12-5 | 6 | 0 | 0 | 0 | 0 | 0 | 1 | 0 | .000 | 0 | 0 | 1 | 1 | .000 | 1 | 0 | 0-0 | 0 | 2 | 1 | .667 |
| TOTAL | .000 | 12-5 | 6 | 0 | 0 | 0 | 0 | 0 | 1 | 0 | .000 | 0 | 0 | 1 | 1 | .000 | 1 | 0 | 0-0 | 0 | 2 | 1 | .667 |
| Year | ERA | W-L | APP | GS | CG | SHO | SV | IP | H | R | ER | BB | SO | 2B | 3B | HR | BF | B.AVG | WP | HBP | BK | SF | SH |
| 2025 | 2.16 | 5-2 | 9 | 6 | 2 | 1/0 | 1 | 32.1 | 21 | 13 | 10 | 7 | 34 | 1 | 0 | 2 | 133 | .176 | 1 | 5 | 0 | 0 | 2 |
| TOTAL | 2.16 | 5-2 | 9 | 6 | 2 | 1/0 | 1 | 32.1 | 21 | 13 | 10 | 7 | 34 | 1 | 0 | 2 | 133 | .176 | 1 | 5 | 0 | 0 | 2 |

SEASON HIGHS (PITCHING)

| Category | No. | Opponent (Last) | Date |
|----------------|-----|-----------------|---------|
| Innings | 6.1 | Bradley | 2/7/25 |
| Longest Start | 6.1 | Bradley | 2/7/25 |
| Shortest Start | 6.1 | Bradley | 2/7/25 |
| Longest Relief | 2.0 | 2x (Illinois) | 2/28/25 |
| Hits | 6 | Ole Miss | 3/8/25 |
| Runs | 6 | Ole Miss | 3/8/25 |
| Earned Runs | 4 | UCLA | 2/22/25 |
| Walks | 3 | ULM | 2/14/25 |
| Strikeouts | 8 | Bradley | 2/7/25 |
| Pitches | 94 | Bradley | 2/7/25 |

CAREER HIGHS (PITCHING)

| Category | No. | Opponent (Last) | Date |
|----------------|-----|-----------------|---------|
| Innings | 6.1 | Bradley | 2/7/25 |
| Longest Start | 6.1 | Bradley | 2/7/25 |
| Shortest Start | 6.1 | Bradley | 2/7/25 |
| Longest Relief | 2.0 | 2x (Illinois) | 2/28/25 |
| Hits | 6 | Ole Miss | 3/8/25 |
| Runs | 6 | Ole Miss | 3/8/25 |
| Earned Runs | 4 | UCLA | 2/22/25 |
| Walks | 3 | ULM | 2/14/25 |
| Strikeouts | 8 | Bradley | 2/7/25 |
| Pitches | 94 | Bradley | 2/7/25 |

SEASON HIGHS (HITTING)

| Category | No. | Opponent (Last) | Date |
|-----------|-----|-----------------|--------|
| Hits | - | - | - |
| Doubles | - | - | - |
| Triples | - | - | - |
| Home Runs | - | - | - |
| RBI | 1 | Bradley | 2/7/25 |
| Runs | - | - | - |
| Walks | - | - | - |
| ABs | 1 | Lipscomb | 2/7/25 |

CAREER HIGHS (HITTING)

| Category | No. | Opponent (Last) | Date |
|-----------|-----|-----------------|--------|
| Hits | - | - | - |
| Doubles | - | - | - |
| Triples | - | - | - |
| Home Runs | - | - | - |
| RBI | 1 | Bradley | 2/7/25 |
| Runs | - | - | - |
| Walks | - | - | - |
| ABs | 1 | Lipscomb | 2/7/25 |

CAREER HONORS | PLAYER PROFILE

- » D1 Softball D100 Freshman (2025)
» Softball America Freshman Watch List (2025)
» MaxPreps All-American (2024)
» Oregon Gatorade Player of the Year (2023)
» Led Shelton HS to 6A Oregon State title (2023,2024)
- » Oregon 6A Pitcher of the Year (2023, 2024)
» Struck out 10 while spinning a no-hitter in the 2024 Oregon 6A State Championship.
» Trains horses and dogs in her free time.
» Majoring in Recreation and Sports Management

GAME-BY-GAME

| Date | Opponent | Pos | AB | R | H | RBI | 2B | 3B | HR | BB | SB | CS | HBP | SAC | SF | GDP | K | PO | A | E | AVG |
|--------|---------------------|-------|----|---|---|-----|----|----|----|----|----|----|-----|-----|----|-----|---|----|---|---|------|
| Feb 07 | vs Lipscomb | ph | 1 | 0 | 0 | 0 | 0 | 0 | 0 | 0 | 0 | 0 | 0 | 0 | 0 | 0 | 0 | 0 | 0 | 0 | .000 |
| Feb 07 | vs Bradley | *p/ph | 0 | 0 | 0 | 1 | 0 | 0 | 0 | 0 | 0 | 0 | 0 | 0 | 1 | 0 | 0 | 0 | 0 | 0 | .000 |
| Feb 14 | vs Louisiana Monroe | *p | 2 | 0 | 0 | 0 | 0 | 0 | 0 | 0 | 0 | 0 | 0 | 0 | 0 | 1 | 0 | 0 | 0 | 0 | .000 |
| Feb 16 | vs Louisiana Monroe | ph | 1 | 0 | 0 | 0 | 0 | 0 | 0 | 0 | 0 | 0 | 0 | 0 | 0 | 0 | 0 | 0 | 0 | 0 | .000 |
| Feb 22 | vs Baylor | ph | 1 | 0 | 0 | 0 | 0 | 0 | 0 | 0 | 0 | 0 | 0 | 0 | 0 | 0 | 0 | 0 | 0 | 0 | .000 |
| Mar 01 | IOWA | ph | 1 | 0 | 0 | 0 | 0 | 0 | 0 | 0 | 0 | 0 | 0 | 0 | 0 | 0 | 0 | 1 | 0 | 0 | .000 |
| Totals | | 5gs | 6 | 0 | 0 | 1 | 0 | 0 | 0 | 0 | 0 | 0 | 0 | 0 | 1 | 1 | 1 | 0 | 6 | 2 | .000 |

| Date | Opponent | GS | IP | H | R | ER | BB | SO | 2B | 3B | HR | WP | BK | HBP | IBB | Score | W-L | Sv | ERA | NP |
|--------|---------------------|----|------|----|----|----|----|----|----|----|----|----|----|-----|-----|-------|-----|----|------|----|
| Feb 07 | vs Bradley | * | 6.1 | 3 | 1 | 1 | 1 | 8 | 0 | 0 | 0 | 1 | 0 | 1 | 0 | 3-1 | 1-0 | 0 | 1.11 | 94 |
| Feb 08 | vs San Diego | | 2.0 | 0 | 0 | 0 | 0 | 2 | 0 | 0 | 0 | 0 | 0 | 0 | 0 | 2-1 | 2-0 | 0 | 0.84 | 25 |
| Feb 14 | vs Louisiana Monroe | * | 4.0 | 2 | 1 | 1 | 3 | 4 | 0 | 0 | 0 | 0 | 0 | 1 | 0 | 11-2 | 3-0 | 0 | 1.14 | 61 |
| Feb 16 | vs Southern Miss | | 1.1 | 0 | 0 | 0 | 1 | 3 | 0 | 0 | 0 | 0 | 0 | 0 | 0 | 12-3 | 3-0 | 0 | 1.02 | 20 |
| Feb 20 | vs Rutgers | * | 5.0 | 2 | 0 | 0 | 0 | 5 | 0 | 0 | 0 | 0 | 0 | 1 | 0 | 10-0 | 4-0 | 0 | 0.75 | 61 |
| Feb 22 | vs UCLA | * | 2.2 | 4 | 4 | 4 | 0 | 2 | 0 | 0 | 1 | 0 | 0 | 2 | 0 | 1-9 | 4-1 | 0 | 1.97 | 44 |
| Feb 28 | ILLINOIS | | 2.0 | 0 | 0 | 0 | 0 | 4 | 0 | 0 | 0 | 0 | 0 | 0 | 0 | 12-4 | 4-1 | 1 | 1.80 | 22 |
| Mar 01 | ILLINOIS | * | 6.0 | 4 | 1 | 1 | 2 | 4 | 0 | 0 | 0 | 0 | 0 | 0 | 0 | 10-1 | 5-1 | 1 | 1.67 | 71 |
| Mar 08 | at Ole Miss | * | 3.0 | 6 | 6 | 3 | 0 | 2 | 1 | 0 | 1 | 0 | 0 | 0 | 0 | 3-9 | 5-2 | 1 | 2.16 | 71 |
| Totals | | 6 | 32.1 | 21 | 13 | 10 | 7 | 34 | 1 | 0 | 2 | 1 | 0 | 5 | 0 | 64-30 | 5-2 | 1 | 2.16 | |



KASEY WOOD

UTL • R/R • 5-8 • Sophomore
Bentonville, Ark. • Bentonville HS

13

CAREER STATS

| Year | Avg. | GP-GS | AB | R | H | 2B | 3B | HR | RBI | TB | SLG% | BB | HBP | SO | GDP | OBP | SF | SH | SB-ATT | PO | A | E | FLD% |
|-------|------|-------|----|---|---|----|----|----|-----|----|------|----|-----|----|-----|------|----|----|--------|----|---|---|-------|
| 2024 | .000 | 2-0 | 0 | 0 | 0 | 0 | 0 | 0 | 0 | 0 | .000 | 0 | 0 | 0 | 0 | .000 | 0 | 0 | 0-0 | 0 | 0 | 0 | .000 |
| 2025 | .000 | 13-0 | 1 | 5 | 0 | 0 | 0 | 0 | 0 | 0 | .000 | 1 | 0 | 1 | 0 | .500 | 0 | 0 | 0-0 | 0 | 2 | 0 | 1.000 |
| TOTAL | .000 | 15-0 | 1 | 5 | 0 | 0 | 0 | 0 | 0 | 0 | .000 | 1 | 0 | 1 | 0 | .500 | 0 | 0 | 0-0 | 0 | 2 | 0 | 1.000 |

SEASON HIGHS

| Category | No. | Opponent (Last) | Date |
|-----------|-----|-----------------|---------|
| Hits | - | - | - |
| Doubles | - | - | - |
| Triples | - | - | - |
| Home Runs | - | - | - |
| RBI's | - | - | - |
| Runs | 1 | 6x (Iowa) | 2/28/25 |
| Walks | 1 | Lipscomb | 2/7/25 |
| ABs | 1 | Lipscomb | 2/7/25 |

CAREER HIGHS

| Category | No. | Opponent (Last) | Date |
|-----------|-----|-----------------|---------|
| Hits | - | - | - |
| Doubles | - | - | - |
| Triples | - | - | - |
| Home Runs | - | - | - |
| RBI's | - | - | - |
| Runs | 1 | 6x (Iowa) | 2/28/25 |
| Walks | 1 | Lipscomb | 2/7/25 |
| ABs | 1 | Lipscomb | 2/7/25 |

PLAYER PROFILE

- » Appeared twice as a pinch runner in 2024 while also making two appearances in the circle, totaling 1.2 scoreless innings and no earned runs.
- » Prepped as a two-way star at Bentonville High School in Bentonville, Ark., leading the Tigers to back-to-back Arkansas 6A State Championships in 2021 and 2022.
- » Ranked No. 36 in Extra Inning Softball's 2023 Extra Elite 100
- » Hit .466 with four home runs, 22 RBI and 39 runs scored as a junior while racking up a .581 on-base percentage and .849 slugging percentage.
- » Compiled 13 wins and 90 strikeouts in the circle and slashing .324/.419/.477 with KC Peppers 18U-Wallace and tabbed to the Extra Inning Softball 2021 "All Summer Team" for the 18U level
- » Majoring in Recreation and Sport Management

CAREER HONORS

- » First-Year SEC Academic Honor Roll (2024)
- » NWA Arkansas Democrat-Gazette Player of the Year (2023, 2024)
- » No. 36 in Extra Inning Softball's 2023 Extra Elite 100

GAME-BY-GAME

| Date | Opponent | Pos | AB | R | H | RBI | 2B | 3B | HR | BB | SB | CS | HBP | SAC | SF | GDP | K | PO | A | E | AVG |
|--------|----------------|-------|----|---|---|-----|----|----|----|----|----|----|-----|-----|----|-----|---|----|---|---|-------|
| Feb 06 | at Texas State | pr | 0 | 0 | 0 | 0 | 0 | 0 | 0 | 0 | 0 | 0 | 0 | 0 | 0 | 0 | 0 | 0 | 0 | 0 | .000 |
| Feb 07 | vs Lipscomb | ph/3b | 1 | 0 | 0 | 0 | 0 | 0 | 0 | 1 | 0 | 0 | 0 | 0 | 0 | 0 | 0 | 1 | 0 | 2 | .000 |
| Totals | | Ogs | 1 | 0 | 0 | 0 | 0 | 0 | 0 | 1 | 0 | 0 | 0 | 0 | 0 | 0 | 0 | 1 | 0 | 2 | 0.000 |



KARLIE DAVISON

INF • R/R • 5-8 • Junior
Torrance, Calif. • Utah/ Chadwick HS

14

CAREER STATS

| Year | Avg. | GP-GS | AB | R | H | 2B | 3B | HR | RBI | TB | SLG% | BB | HBP | SO | GDP | OBP | SF | SH | SB-ATT | PO | A | E | FLD% |
|-------|------|---------|-----|----|----|----|----|----|-----|-----|------|----|-----|----|-----|------|----|----|--------|----|-----|----|------|
| 2023 | .203 | 56-56 | 133 | 25 | 27 | 3 | 0 | 11 | 32 | 63 | .474 | 13 | 1 | 26 | 2 | .275 | 2 | 4 | 2-3 | 51 | 87 | 13 | .914 |
| 2024 | .294 | 40-31 | 85 | 16 | 25 | 5 | 0 | 3 | 12 | 39 | .459 | 11 | 2 | 20 | 0 | .384 | 1 | 2 | 5-6 | 19 | 42 | 6 | .910 |
| 2025 | .327 | 23-23 | 49 | 16 | 16 | 6 | 2 | 0 | 10 | 26 | .531 | 6 | 5 | 5 | 0 | .443 | 1 | 0 | 5-5 | 22 | 34 | 1 | .982 |
| TOTAL | .255 | 119-110 | 267 | 57 | 68 | 14 | 2 | 14 | 54 | 128 | .479 | 30 | 8 | 51 | 2 | .343 | 4 | 6 | 12-14 | 92 | 163 | 20 | .927 |

SEASON HIGHS

| Category | No. | Opponent (Last) | Date |
|-----------|-----|-----------------|---------|
| Hits | 3 | Ole Miss | 3/8/25 |
| Doubles | 1 | 6x (MO State) | 3/8/25 |
| Triples | 1 | 2x (Ole Miss) | 3/8/25 |
| Home Runs | - | - | - |
| RBI's | 2 | 3x (CSF) | 2/21/25 |
| Runs | 3 | Lipscomb | 2/7/25 |
| Walks | 2 | Lipscomb | 2/7/25 |
| ABs | 4 | Ole Miss | 3/9/25 |

CAREER HIGHS

| Category | No. | Opponent (Last) | Date |
|-----------|-----|-------------------|---------|
| Hits | 3 | 3x (Ole Miss) | 3/8/25 |
| Doubles | 1 | 14x (Ole Miss) | 3/8/25 |
| Triples | 1 | 2x (Ole Miss) | 3/8/25 |
| Home Runs | 2 | Oregon | 5/6/23 |
| RBI's | 5 | Southern Illinois | 5/19/23 |
| Runs | 3 | Lipscomb | 2/7/25 |
| Walks | 2 | 4x (Lipscomb) | 2/7/25 |
| ABs | 5 | Arizona | 3/18/23 |

PLAYER PROFILE

- » Transferred to Arkansas from Utah where she spent the 2023-24 seasons. Davison was coached by DJ Gasso at Utah in 2023 and was a teammate of current Arkansas graduate assistant Mariah Lopez in 2023 and 2024.
- » Logged an appearance in 40 games to go with 31 starts while posting a .294 average with five doubles, three homers, 12 RBI's, 15 runs scored, five stolen bases and 11 walks as a sophomore at Utah in 2023.
- » As a freshman she belted a team-high 11 home runs while starting all 56 games and helping lead Utah to a Women's College World Series appearance.
- » Majoring in business analytics and communication.
- » Was a Top 50 recruit in the 2022 class and four-year starter and three-time team captain at Chadwick High School.
- » Played travel ball for OC Batbusters 18U-Stith.
- » Father Scott Davison pitched in the MLB with the Seattle Mariners from 1995-1996. Both her grandfathers Ralph Davison (SD Padres) and Dave Mardsen (LA Angels) were drafted and played in the minor leagues.
- » Majoring in Organizational Management & Leadership

CAREER HONORS

- » Pac-12 Freshman of the Week (May 8, 2023)
- » Pac-12 Player of the Week (May 8, 2023)
- » NFCA Scholar Athlete (2023)

GAME-BY-GAME

| Date | Opponent | Pos | AB | R | H | RBI | 2B | 3B | HR | BB | SB | CS | HBP | SAC | SF | GDP | K | PO | A | E | AVG |
|--------|------------------------|--------|----|----|----|-----|----|----|----|----|----|----|-----|-----|----|-----|---|----|----|---|------|
| Feb 06 | at Texas State | *2b | 2 | 0 | 0 | 0 | 0 | 0 | 0 | 0 | 0 | 0 | 0 | 0 | 0 | 0 | 1 | 3 | 2 | 1 | .000 |
| Feb 07 | vs Lipscomb | *2b | 2 | 3 | 1 | 0 | 0 | 0 | 0 | 2 | 1 | 0 | 0 | 0 | 0 | 0 | 0 | 0 | 1 | 2 | .250 |
| Feb 07 | vs Bradley | *2b | 2 | 0 | 0 | 0 | 0 | 0 | 0 | 0 | 0 | 0 | 0 | 0 | 0 | 0 | 0 | 0 | 2 | 1 | .167 |
| Feb 08 | vs Bradley | *2b | 3 | 0 | 1 | 1 | 1 | 0 | 0 | 0 | 1 | 0 | 0 | 0 | 0 | 0 | 0 | 0 | 2 | 1 | .222 |
| Feb 14 | vs Louisiana Monroe | *2b/ph | 0 | 1 | 0 | 0 | 0 | 0 | 0 | 0 | 0 | 0 | 1 | 0 | 0 | 0 | 0 | 0 | 2 | 1 | .222 |
| Feb 14 | at Louisiana Tech | *dh/2b | 3 | 0 | 0 | 0 | 0 | 0 | 0 | 0 | 0 | 0 | 0 | 0 | 0 | 0 | 0 | 0 | 0 | 1 | .167 |
| Feb 15 | vs Southern Miss | *dh/2b | 1 | 0 | 0 | 0 | 0 | 0 | 0 | 0 | 0 | 0 | 1 | 0 | 0 | 0 | 1 | 0 | 1 | 0 | .154 |
| Feb 16 | vs Southern Miss | *2b | 2 | 2 | 2 | 1 | 1 | 0 | 0 | 1 | 1 | 0 | 0 | 0 | 0 | 0 | 0 | 0 | 1 | 0 | .267 |
| Feb 16 | vs Louisiana Monroe | *2b | 2 | 1 | 0 | 0 | 0 | 0 | 0 | 0 | 0 | 0 | 1 | 0 | 0 | 0 | 0 | 0 | 1 | 1 | .235 |
| Feb 20 | vs Rutgers | *dh/2b | 2 | 1 | 0 | 1 | 0 | 0 | 0 | 1 | 0 | 0 | 0 | 0 | 0 | 0 | 0 | 0 | 0 | 3 | .211 |
| Feb 20 | vs Cal State Fullerton | *2b | 1 | 1 | 0 | 2 | 0 | 0 | 0 | 1 | 0 | 0 | 0 | 0 | 1 | 0 | 0 | 1 | 2 | 0 | .200 |
| Feb 21 | vs Loyola Marymount | *2b | 3 | 1 | 2 | 0 | 0 | 0 | 0 | 0 | 0 | 0 | 0 | 0 | 0 | 0 | 0 | 0 | 1 | 0 | .261 |
| Feb 22 | vs Baylor | *2b | 2 | 1 | 0 | 0 | 0 | 0 | 0 | 0 | 1 | 0 | 0 | 0 | 0 | 0 | 0 | 0 | 1 | 1 | .240 |
| Feb 22 | vs UCLA | *2b | 2 | 0 | 0 | 0 | 0 | 0 | 0 | 0 | 0 | 0 | 0 | 0 | 0 | 0 | 0 | 0 | 2 | 0 | .222 |
| Feb 28 | IOWA | *2b | 2 | 0 | 0 | 0 | 0 | 0 | 0 | 0 | 0 | 0 | 0 | 0 | 0 | 0 | 0 | 1 | 0 | 0 | .207 |
| Feb 28 | ILLINOIS | *2b | 3 | 1 | 2 | 1 | 0 | 1 | 0 | 0 | 0 | 0 | 0 | 0 | 0 | 0 | 0 | 0 | 1 | 0 | .250 |
| Mar 01 | IOWA | *2b | 2 | 1 | 2 | 2 | 1 | 0 | 0 | 0 | 0 | 0 | 0 | 0 | 0 | 0 | 0 | 3 | 5 | 0 | .294 |
| Mar 01 | ILLINOIS | *2b | 3 | 1 | 1 | 1 | 1 | 0 | 0 | 1 | 1 | 0 | 0 | 0 | 0 | 0 | 0 | 0 | 0 | 4 | .297 |
| Mar 02 | MISSOURI STATE | *2b | 3 | 1 | 1 | 0 | 1 | 0 | 0 | 0 | 0 | 0 | 0 | 0 | 0 | 0 | 0 | 0 | 1 | 0 | .300 |
| Mar 07 | at Ole Miss | *2b | 2 | 0 | 0 | 0 | 0 | 0 | 0 | 0 | 0 | 0 | 1 | 0 | 0 | 0 | 0 | 1 | 1 | 0 | .286 |
| Mar 08 | at Ole Miss | *2b | 3 | 0 | 3 | 0 | 1 | 1 | 0 | 0 | 0 | 0 | 0 | 0 | 0 | 0 | 0 | 0 | 1 | 3 | .333 |
| Mar 09 | at Ole Miss | *2b | 4 | 1 | 1 | 1 | 0 | 0 | 0 | 0 | 0 | 0 | 1 | 0 | 0 | 0 | 1 | 0 | 2 | 0 | .327 |
| Totals | | 23gs | 49 | 16 | 16 | 10 | 6 | 2 | 0 | 6 | 5 | 0 | 5 | 0 | 1 | 0 | 5 | 22 | 34 | 1 | .327 |



RAMSEY WALKER

OF • R/R • 5-7 • Freshman
Shreveport, La. • Calvary Baptist Academy

16

CAREER STATS

| Year | Avg. | GP-GS | AB | R | H | 2B | 3B | HR | RBI | TB | SLG% | BB | HBP | SO | GDP | OBP | SF | SH | SB-ATT | PO | A | E | FLD% |
|-------|------|-------|----|---|---|----|----|----|-----|----|------|----|-----|----|-----|------|----|----|--------|----|---|---|-------|
| 2025 | .000 | 17-1 | 4 | 4 | 0 | 0 | 0 | 0 | 1 | 0 | .000 | 1 | 0 | 2 | 0 | .333 | 1 | 0 | 0-0 | 1 | 0 | 0 | 1.000 |
| TOTAL | .000 | 17-1 | 4 | 4 | 0 | 0 | 0 | 0 | 1 | 0 | .000 | 1 | 0 | 2 | 0 | .333 | 1 | 0 | 0-0 | 1 | 0 | 0 | 1.000 |

SEASON HIGHS

| Category | No. | Opponent (Last) | Date |
|-----------|-----|-----------------|---------|
| Hits | - | - | - |
| Doubles | - | - | - |
| Triples | - | - | - |
| Home Runs | - | - | - |
| RBI's | - | - | - |
| Runs | 1 | Illinois | 2/28/25 |
| Walks | - | - | - |
| ABs | 2 | Southern Miss | 2/15/25 |

CAREER HIGHS

| Category | No. | Opponent (Last) | Date |
|-----------|-----|-----------------|---------|
| Hits | - | - | - |
| Doubles | - | - | - |
| Triples | - | - | - |
| Home Runs | - | - | - |
| RBI's | - | - | - |
| Runs | 1 | Illinois | 2/28/25 |
| Walks | - | - | - |
| ABs | 2 | Southern Miss | 2/15/25 |

PLAYER PROFILE

- » Prepped at Calvary Baptist Academy in Shreveport, La. where she helped lead the Lady Cavs' to four-straight 2A State Championships.
- » Named a MaxPreps All-American after batting .575 with 23 home runs, 68 RBI and 41 extra-base hits as a senior. Her 23 home runs led the state of Louisiana and ranked fifth nationally.
- » Registered a .500 batting average and .574 on-base percentage with 21 home runs, 55 RBI, 17 doubles and two triples as a junior in 2023.
- » Named a Top 100 Freshman by D1 Softball and appeared on the Softball America Freshman Watch List ahead of the 2025 Season.
- » Registered a .500 batting average and .574 on-base percentage with 21 home runs, 55 RBI, 17 doubles and two triples as a junior.
- » Goes by the nickname Rambo, which she acquired from her travel ball teammates and came from the popular action-movie series, starring Sylvester Stallone.
- » Father Clint Walker played baseball at Arkansas from 1994-1996.
- » Enjoys hunting in her free time.

CAREER HONORS

- » D1 Softball D100 Freshman (2025)
- » Softball America Freshman Watch List (2025)
- » Max Preps All-American (2024)
- » Louisiana State Player of the Year (2022, 2024)
- » No. 16 Overall Player in Class of 2024 (Extra Inning Softball)

GAME-BY-GAME

| Date | Opponent | Pos | AB | R | H | RBI | 2B | 3B | HR | BB | SB | CS | HBP | SAC | SF | GDP | K | PO | A | E | AVG |
|--------|------------------|-------|----|---|---|-----|----|----|----|----|----|----|-----|-----|----|-----|---|----|---|---|------|
| Feb 07 | vs Lipscomb | ph/of | 1 | 0 | 0 | 1 | 0 | 0 | 0 | 1 | 0 | 0 | 0 | 0 | 1 | 0 | 0 | 0 | 0 | 0 | .000 |
| Feb 15 | vs Southern Miss | *of | 2 | 0 | 0 | 0 | 0 | 0 | 0 | 0 | 0 | 0 | 0 | 0 | 0 | 0 | 0 | 2 | 0 | 0 | .000 |
| Feb 16 | vs Southern Miss | ph/of | 1 | 0 | 0 | 0 | 0 | 0 | 0 | 0 | 0 | 0 | 0 | 0 | 0 | 0 | 0 | 0 | 0 | 0 | .000 |
| Totals | | 1gs | 4 | 1 | 0 | 1 | 0 | 0 | 0 | 1 | 0 | 0 | 0 | 0 | 1 | 0 | 2 | 0 | 0 | 0 | .000 |



KENNEDY MILLER

C • R/R • 5-8 • Sophomore
Georgetown, Texas • Georgetown HS

17

CAREER STATS

| Year | Avg. | GP-GS | AB | R | H | 2B | 3B | HR | RBI | TB | SLG% | BB | HBP | SO | GDP | OBP | SF | SH | SB-ATT | PO | A | E | FLD% |
|-------|------|-------|-----|----|----|----|----|----|-----|----|------|----|-----|----|-----|------|----|----|--------|-----|----|---|------|
| 2024 | .331 | 52-52 | 136 | 23 | 45 | 5 | 2 | 8 | 36 | 78 | .574 | 9 | 8 | 16 | 2 | .400 | 2 | 0 | 2-2 | 276 | 33 | 1 | .997 |
| 2025 | .283 | 20-20 | 46 | 12 | 13 | 2 | 0 | 2 | 13 | 21 | .457 | 8 | 4 | 5 | 0 | .424 | 1 | 0 | 1-1 | 78 | 9 | 1 | .989 |
| TOTAL | .319 | 72-72 | 182 | 35 | 58 | 7 | 2 | 10 | 49 | 99 | .544 | 17 | 12 | 21 | 2 | .407 | 3 | 0 | 3-3 | 354 | 42 | 2 | .995 |

SEASON HIGHS

| Category | No. | Opponent (Last) | Date |
|-----------|-----|-----------------|---------|
| Hits | 2 | 3x (Ole Miss) | 3/9/25 |
| Doubles | 1 | 2x (Iowa) | 3/1/25 |
| Triples | - | - | - |
| Home Runs | 1 | 2x (LMU) | 2/21/25 |
| RBI's | 2 | 4x (Ole Miss) | 3/9/25 |
| Runs | 2 | 4x (Ole Miss) | 3/9/25 |
| Walks | 2 | Bradley | 2/7/25 |
| ABs | 4 | Illinois | 3/1/25 |

CAREER HIGHS

| Category | No. | Opponent (Last) | Date |
|-----------|-----|---------------------|---------|
| Hits | 3 | 2x (Auburn) | 3/16/24 |
| Doubles | 2 | Miss. State | 3/23/24 |
| Triples | 1 | 2x (South Carolina) | 4/14/24 |
| Home Runs | 2 | 2x (Auburn) | 3/16/24 |
| RBI's | 3 | 5x (UCA) | 4/30/24 |
| Runs | 2 | 12x (Ole Miss) | 3/9/25 |
| Walks | 2 | 2x (Bradley) | 2/7/25 |
| ABs | 4 | 5x (Illinois) | 3/1/25 |

PLAYER PROFILE


- » Earned DI Softball and Softball America Freshman All-America honors after batting .331 with 45 hits, eight home runs, five doubles, two triples, nine walks 36 RBI and 23 runs scored in 2024. She finished second on the team in batting average and fourth in home runs.
- » Is the all-time career leader in fielding percentage in Arkansas Softball history with a .997 fielding percentage in 310 chances.
- » Threw out five would-be basestealers in 2024.
- » Her eight home runs in 2024 were the most by a Razor-back freshman since Kacie Hoffman hit eight in 2022.
- » Second catcher in program history from Georgetown, Texas, joining Taylor Ellsworth (2022) who she wears No. 17 in honor of and helped connect Miller with Arkansas during her recruitment. When she was a kid she took catching lessons from Ellsworth.
- » Led Georgetown High School to a Texas 5A runner-up finish as a junior in 2022 after slashing .422/.517/.989 and recorded 12 home runs, 35 runs scored and 40 RBI.
- » Majoring in Finance Real Estate

CAREER HONORS

- » DI Softball Freshman All-American (2024)
- » Softball America Freshman All-American (2024)
- » NFCA First-Team All-South Region (2024)
- » Top 25 Finalist, Schutt Sports/NFCA Division I National Freshman of the Year finalist (2024)
- » SEC Freshman of the Week (March 19, 2024)
- » First-Year SEC Academic Honor Roll (2024)
- » No. 57 on Extra Inning Softball's Extra Elite 100 (2022)

GAME-BY-GAME

| Date | Opponent | Pos | AB | R | H | RBI | 2B | 3B | HR | BB | SB | CS | HBP | SAC | SF | GDP | K | PO | A | E | AVG |
|--------|------------------------|--------|----|----|----|-----|----|----|----|----|----|----|-----|-----|----|-----|---|----|---|---|------|
| Feb 06 | at Texas State | *c | 3 | 0 | 1 | 0 | 0 | 0 | 0 | 0 | 0 | 0 | 0 | 0 | 0 | 0 | 0 | 7 | 0 | 0 | .333 |
| Feb 07 | vs Lipscomb | *dh | 1 | 2 | 1 | 2 | 1 | 0 | 0 | 1 | 0 | 0 | 0 | 0 | 0 | 0 | 0 | 0 | 0 | 0 | .500 |
| Feb 07 | vs Bradley | *c | 3 | 0 | 1 | 1 | 0 | 0 | 0 | 0 | 0 | 0 | 0 | 0 | 0 | 0 | 0 | 9 | 0 | 0 | .429 |
| Feb 08 | vs Bradley | *c | 2 | 1 | 0 | 0 | 0 | 0 | 0 | 2 | 1 | 0 | 0 | 0 | 0 | 0 | 0 | 3 | 3 | 0 | .333 |
| Feb 08 | vs San Diego | *dh | 1 | 0 | 0 | 0 | 0 | 0 | 0 | 1 | 0 | 0 | 1 | 0 | 0 | 0 | 0 | 0 | 0 | 0 | .300 |
| Feb 14 | vs Louisiana Monroe | *c | 3 | 1 | 1 | 1 | 0 | 0 | 0 | 0 | 0 | 0 | 0 | 0 | 0 | 0 | 1 | 4 | 1 | 0 | .308 |
| Feb 14 | at Louisiana Tech | *c | 3 | 2 | 2 | 2 | 0 | 0 | 1 | 0 | 0 | 0 | 0 | 0 | 0 | 0 | 0 | 6 | 1 | 0 | .375 |
| Feb 20 | vs Rutgers | *2b/dh | 2 | 0 | 0 | 0 | 0 | 0 | 0 | 1 | 0 | 0 | 0 | 0 | 0 | 0 | 1 | 0 | 0 | 0 | .333 |
| Feb 20 | vs Cal State Fullerton | *dh/c | 1 | 2 | 0 | 0 | 0 | 0 | 0 | 1 | 0 | 0 | 1 | 0 | 0 | 0 | 0 | 7 | 0 | 0 | .316 |
| Feb 21 | vs Loyola Marymount | *dh | 3 | 1 | 1 | 1 | 0 | 0 | 1 | 0 | 0 | 0 | 0 | 0 | 0 | 0 | 1 | 0 | 0 | 0 | .318 |
| Feb 22 | vs Baylor | *dh/c | 1 | 0 | 0 | 1 | 0 | 0 | 0 | 1 | 0 | 0 | 0 | 0 | 0 | 0 | 0 | 6 | 0 | 0 | .304 |
| Feb 22 | vs UCLA | *c | 2 | 0 | 0 | 0 | 0 | 0 | 0 | 0 | 0 | 0 | 0 | 0 | 0 | 0 | 0 | 3 | 0 | 0 | .280 |
| Feb 28 | IOWA | *dh/c | 3 | 0 | 0 | 0 | 0 | 0 | 0 | 0 | 0 | 0 | 0 | 0 | 0 | 0 | 0 | 5 | 1 | 0 | .250 |
| Feb 28 | ILLINOIS | *dh/c | 2 | 0 | 0 | 0 | 0 | 0 | 0 | 1 | 0 | 0 | 0 | 0 | 0 | 0 | 1 | 5 | 1 | 0 | .233 |
| Mar 01 | IOWA | *c | 3 | 1 | 2 | 2 | 1 | 0 | 0 | 0 | 0 | 0 | 0 | 0 | 0 | 0 | 0 | 4 | 0 | 0 | .273 |
| Mar 01 | ILLINOIS | *c | 4 | 0 | 1 | 0 | 0 | 0 | 0 | 0 | 0 | 0 | 0 | 0 | 0 | 0 | 0 | 4 | 0 | 0 | .270 |
| Mar 02 | MISSOURI STATE | *dh/c | 2 | 0 | 0 | 0 | 0 | 0 | 0 | 0 | 0 | 0 | 0 | 0 | 0 | 0 | 0 | 6 | 1 | 0 | .256 |
| Mar 07 | at Ole Miss | *c | 1 | 0 | 0 | 1 | 0 | 0 | 0 | 0 | 0 | 0 | 1 | 0 | 1 | 0 | 0 | 4 | 1 | 1 | .250 |
| Mar 08 | at Ole Miss | *dh | 3 | 0 | 1 | 0 | 0 | 0 | 0 | 0 | 0 | 0 | 0 | 0 | 0 | 0 | 1 | 0 | 0 | 0 | .256 |
| Mar 09 | at Ole Miss | *c | 3 | 2 | 2 | 2 | 0 | 0 | 0 | 0 | 0 | 0 | 1 | 0 | 0 | 0 | 0 | 5 | 0 | 0 | .283 |
| Totals | | 20qs | 46 | 12 | 13 | 13 | 2 | 0 | 2 | 8 | 1 | 0 | 4 | 0 | 1 | 0 | 5 | 78 | 9 | 1 | .283 |



AVA CARTER

UTL • L/R • 5-6 • Freshman
Paragould, Ark. • Greene County Tech HS

21

CAREER STATS

| Year | Avg. | GP-GS | AB | R | H | 2B | 3B | HR | RBI | TB | SLG% | BB | HBP | SO | GDP | OBP | SF | SH | SB-ATT | PO | A | E | FLD% |
|-------|------|-------|----|---|---|----|----|----|-----|----|------|----|-----|----|-----|------|----|----|--------|----|---|---|-------|
| 2025 | .455 | 9-4 | 11 | 6 | 5 | 1 | 2 | 0 | 5 | 10 | .909 | 3 | 0 | 1 | 0 | .571 | 0 | 0 | 0-0 | 1 | 0 | 0 | 1.000 |
| TOTAL | .455 | 9-4 | 11 | 6 | 5 | 1 | 2 | 0 | 5 | 10 | .909 | 3 | 0 | 1 | 0 | .571 | 0 | 0 | 0-0 | 1 | 0 | 0 | 1.000 |

SEASON HIGHS

| Category | No. | Opponent (Last) | Date |
|-----------|-----|--------------------|---------|
| Hits | 2 | Lipscomb | 2/7/25 |
| Doubles | 1 | Lipscomb | 2/7/25 |
| Triples | 2 | 2x (Southern Miss) | 2/16/25 |
| Home Runs | - | Lipscomb | 2/7/25 |
| RBIs | 3 | Lipscomb | 2/7/25 |
| Runs | 2 | Lipscomb | 2/7/25 |
| Walks | 1 | 3x (ULM) | 2/16/25 |
| ABs | 2 | 2x (San Diego) | 2/7/25 |

CAREER HIGHS

| Category | No. | Opponent (Last) | Date |
|-----------|-----|--------------------|---------|
| Hits | 2 | Lipscomb | 2/7/25 |
| Doubles | 1 | Lipscomb | 2/7/25 |
| Triples | 2 | 2x (Southern Miss) | 2/16/25 |
| Home Runs | - | Lipscomb | 2/7/25 |
| RBIs | 3 | Lipscomb | 2/7/25 |
| Runs | 2 | Lipscomb | 2/7/25 |
| Walks | 1 | 3x (ULM) | 2/16/25 |
| ABs | 2 | 2x (San Diego) | 2/7/25 |

PLAYER PROFILE

- » Arrives at Arkansas from Greene County Tech High School where she was a three-time all-state selection and two-time Jonesboro Sun Player of the Year.
- » Hit .562 with six home runs and 33 RBI while posting a .638 on-base percentage during her junior campaign
- » Batted .536 with a .643 on-base percentage and a slugging percentage of .821 while smacking two home runs in 2022. Also had 33 runs batted in and 25 stolen bases as a sophomore.
- » Led her high school to state runner-up finishes in 2022-23.
- » Also played basketball in high school, averaging 7.2 points per game, 3.4 rebounds per game and 2.0 steals per game as a senior.

CAREER HONORS

- » Jonesboro Sun Player of the Year (2022, 2023)
- » Arkansas 5A All-State (2021, 2022, 2023)

GAME-BY-GAME

| Date | Opponent | Pos | AB | R | H | RBI | 2B | 3B | HR | BB | SB | CS | HBP | SAC | SF | GDP | K | PO | A | E | AVG |
|--------|---------------------|--------|----|---|---|-----|----|----|----|----|----|----|-----|-----|----|-----|---|----|---|---|--------|
| Feb 07 | vs Lipscomb | *of | 2 | 2 | 2 | 3 | 1 | 1 | 0 | 1 | 0 | 0 | 0 | 0 | 0 | 0 | 0 | 0 | 0 | 0 | 01.000 |
| Feb 08 | vs Bradley | ph | 1 | 0 | 0 | 0 | 0 | 0 | 0 | 0 | 0 | 0 | 0 | 0 | 0 | 0 | 0 | 0 | 0 | 0 | .667 |
| Feb 08 | vs San Diego | *of | 2 | 0 | 1 | 0 | 0 | 0 | 0 | 0 | 0 | 0 | 0 | 0 | 0 | 0 | 0 | 1 | 0 | 0 | .600 |
| Feb 15 | vs Southern Miss | ph/of | 2 | 1 | 1 | 1 | 0 | 1 | 0 | 0 | 0 | 0 | 0 | 0 | 0 | 0 | 1 | 0 | 0 | 0 | .571 |
| Feb 16 | vs Southern Miss | *dh/of | 1 | 1 | 1 | 1 | 0 | 0 | 1 | 0 | 0 | 0 | 0 | 0 | 0 | 0 | 0 | 0 | 0 | 0 | .625 |
| Feb 16 | vs Louisiana Monroe | *dh/of | 1 | 1 | 0 | 0 | 0 | 0 | 0 | 1 | 0 | 0 | 0 | 0 | 0 | 0 | 0 | 0 | 0 | 0 | .556 |
| Feb 20 | vs Rutgers | pr | 1 | 0 | 0 | 0 | 0 | 0 | 0 | 0 | 0 | 0 | 0 | 0 | 0 | 0 | 0 | 0 | 0 | 0 | .500 |
| Mar 01 | IOWA | ph | 1 | 0 | 0 | 0 | 0 | 0 | 0 | 0 | 0 | 0 | 0 | 0 | 0 | 0 | 0 | 0 | 0 | 0 | .455 |
| Totals | | 4gs | 11 | 6 | 5 | 5 | 1 | 2 | 0 | 3 | 0 | 0 | 0 | 0 | 0 | 0 | 1 | 1 | 0 | 0 | .455 |



REAGAN JOHNSON

OF • L/R • 5-4 • Junior
Karnes City, Tex. • Karnes City HS

23

CAREER STATS

| Year | Avg. | GP-GS | AB | R | H | 2B | 3B | HR | RBI | TB | SLG% | BB | HBP | SO | GDP | OBP | SF | SH | SB-ATT | PO | A | E | FLD% |
|-------|------|---------|-----|-----|-----|----|----|----|-----|-----|------|----|-----|----|-----|------|----|----|--------|-----|---|---|-------|
| 2023 | .378 | 59-59 | 209 | 47 | 79 | 3 | 4 | 0 | 20 | 90 | .431 | 14 | 0 | 41 | 0 | .415 | 1 | 1 | 18-18 | 86 | 4 | 3 | .968 |
| 2024 | .380 | 55-55 | 192 | 35 | 73 | 4 | 1 | 0 | 11 | 79 | .411 | 15 | 1 | 19 | 0 | .426 | 1 | 1 | 12-14 | 85 | 4 | 1 | .989 |
| 2025 | .382 | 23-23 | 76 | 26 | 29 | 3 | 2 | 0 | 3 | 36 | .474 | 11 | 1 | 7 | 0 | .461 | 1 | 1 | 13-14 | 22 | 0 | 0 | 1.000 |
| TOTAL | .379 | 137-137 | 477 | 108 | 181 | 10 | 7 | 0 | 34 | 205 | .430 | 40 | 2 | 67 | 0 | .427 | 3 | 3 | 43-46 | 193 | 8 | 4 | .980 |

SEASON HIGHS

| Category | No. | Opponent (Last) | Date |
|-----------|-----|--------------------|---------|
| Hits | 3 | Ole Miss | 3/9/25 |
| Doubles | 1 | 3x (LMU) | 2/21/25 |
| Triples | 1 | 2x (Southern Miss) | 2/16/25 |
| Home Runs | - | - | - |
| RBIs | 1 | 3x (LMU) | 2/21/25 |
| Runs | 3 | 2x (Ole Miss) | 3/9/25 |
| Walks | 2 | 2x (Ole Miss) | 3/8/25 |
| ABs | 5 | 3x (Ole Miss) | 3/9/25 |

CAREER HIGHS

| Category | No. | Opponent (Last) | Date |
|--------------|-----|--------------------|---------|
| Hits | 4 | 3x (Ohio) | 2/9/24 |
| Doubles | 1 | 9x (LMU) | 2/21/25 |
| Triples | 1 | 5x (Wichita State) | 2/24/24 |
| Home Runs | - | - | - |
| RBIs | 2 | 8x (Ole Miss) | 5/3/24 |
| Runs | 3 | 3x (Ole Miss) | 3/9/25 |
| Walks | 2 | 6x (Ole Miss) | 3/8/25 |
| ABs | 5 | 9x (Ole Miss) | 3/9/25 |
| Stolen Bases | 3 | Drake | 2/24/23 |

PLAYER PROFILE

- » All-time career leader in batting average at Arkansas with a .379 career average.
- » Only player in program history to register multiple 70+ hit seasons with 73 in 2024 and 79 in 2023.
- » One of six active DI players nationally to register 73+ hits in each of the last two seasons, D'Auna Jennings (Duke), Kendra Falby (Florida), Korbe Otis (Florida), Mia Scott (Texas) and Paige Rocha (SIU-Edwardsville).
- » Led the Razorbacks with 21 multi-hit games in 2024 while posting a .380 average with 73 hits, four doubles, a triple, 11 RBIs, 35 runs scored and 79 total bases.
- » Went a perfect 109-109 on stolen base attempts in high school. As a junior at Falls City High School, she hit .606 with 42 RBIs, two home runs and 39 stolen bases while being named all-state and district defensive MVP.
- » Also participated in track in high school where she was one of the fastest athletes in the state of Texas. As a senior, she earned all-state recognition and was the 2022 Texas 2A State champion in the 300-meter hurdles, setting a new 2A record in 300-meter hurdles with a time of 43.70. She also was a two-time silver medalist in the 300m hurdles prior to her senior year.

CAREER HONORS

- » First-Team All-SEC (2024)
- » First-Team NFCA All-South Region (2024)
- » SEC Spring Academic Honor Roll (2024)
- » NFCA All-South Region First Team (2023)
- » TUCCI/NFCA National Freshman of the Year Top 10 Finalist (2023)
- » D1 Softball Freshman All-American (2023)
- » All-SEC Second Team (2023)
- » SEC Freshman of the Week (April 25, 2023)

GAME-BY-GAME

| Date | Opponent | Pos | AB | R | H | RBI | 2B | 3B | HR | BB | SB | CS | HBP | SAC | SF | GDP | K | PO | A | E | AVG |
|--------|------------------------|--------|----|----|----|-----|----|----|----|----|----|----|-----|-----|----|-----|---|----|---|---|------|
| Feb 06 | at Texas State | *of | 3 | 0 | 0 | 0 | 0 | 0 | 0 | 0 | 0 | 0 | 0 | 0 | 0 | 0 | 0 | 1 | 0 | 0 | .000 |
| Feb 07 | vs Lipscomb | *of/pr | 4 | 1 | 1 | 1 | 0 | 0 | 0 | 0 | 0 | 0 | 0 | 0 | 1 | 0 | 0 | 1 | 0 | 0 | .143 |
| Feb 07 | vs Bradley | *of | 2 | 1 | 1 | 0 | 0 | 0 | 0 | 1 | 2 | 0 | 0 | 0 | 0 | 0 | 0 | 0 | 0 | 0 | .222 |
| Feb 08 | vs Bradley | *of | 5 | 1 | 2 | 0 | 0 | 0 | 0 | 0 | 1 | 0 | 0 | 0 | 0 | 0 | 0 | 0 | 0 | 0 | .286 |
| Feb 08 | vs San Diego | *of | 4 | 0 | 0 | 0 | 0 | 0 | 0 | 0 | 0 | 0 | 0 | 0 | 0 | 0 | 0 | 1 | 0 | 0 | .222 |
| Feb 14 | vs Louisiana Monroe | *of | 5 | 2 | 2 | 0 | 0 | 1 | 0 | 0 | 1 | 0 | 0 | 0 | 0 | 0 | 0 | 1 | 0 | 0 | .261 |
| Feb 14 | at Louisiana Tech | *of | 4 | 0 | 1 | 0 | 0 | 0 | 0 | 0 | 0 | 0 | 0 | 0 | 0 | 0 | 0 | 3 | 0 | 0 | .259 |
| Feb 15 | vs Southern Miss | *of | 4 | 1 | 1 | 0 | 0 | 0 | 1 | 0 | 0 | 0 | 0 | 0 | 0 | 0 | 1 | 0 | 0 | 0 | .258 |
| Feb 16 | vs Southern Miss | *of/pr | 3 | 1 | 2 | 0 | 0 | 1 | 0 | 0 | 0 | 0 | 0 | 0 | 0 | 0 | 0 | 1 | 0 | 0 | .294 |
| Feb 16 | vs Louisiana Monroe | *of | 3 | 1 | 0 | 0 | 0 | 0 | 0 | 0 | 1 | 0 | 0 | 0 | 0 | 0 | 1 | 2 | 0 | 0 | .270 |
| Feb 20 | vs Rutgers | *of | 3 | 2 | 1 | 0 | 1 | 0 | 0 | 1 | 0 | 0 | 0 | 0 | 0 | 0 | 0 | 0 | 0 | 0 | .275 |
| Feb 20 | vs Cal State Fullerton | *of/pr | 3 | 0 | 2 | 1 | 0 | 0 | 0 | 0 | 0 | 0 | 0 | 0 | 0 | 0 | 0 | 0 | 0 | 0 | .302 |
| Feb 21 | vs Loyola Marymount | *of | 4 | 2 | 2 | 1 | 1 | 0 | 0 | 1 | 0 | 0 | 0 | 0 | 0 | 0 | 1 | 1 | 0 | 0 | .319 |
| Feb 22 | vs Baylor | *of | 3 | 2 | 2 | 0 | 1 | 0 | 0 | 0 | 0 | 0 | 0 | 0 | 0 | 0 | 0 | 1 | 0 | 0 | .340 |
| Feb 22 | vs UCLA | *of | 3 | 0 | 2 | 0 | 0 | 0 | 0 | 0 | 0 | 0 | 0 | 0 | 0 | 0 | 1 | 3 | 0 | 0 | .358 |
| Feb 28 | IOWA | *of | 2 | 3 | 1 | 0 | 0 | 0 | 2 | 2 | 0 | 0 | 0 | 0 | 0 | 0 | 0 | 1 | 0 | 0 | .364 |
| Feb 28 | ILLINOIS | *of | 3 | 2 | 1 | 0 | 0 | 0 | 0 | 1 | 1 | 0 | 0 | 0 | 0 | 0 | 0 | 0 | 0 | 0 | .362 |
| Mar 01 | IOWA | *of/ph | 2 | 0 | 0 | 0 | 0 | 0 | 0 | 0 | 0 | 1 | 0 | 1 | 0 | 0 | 0 | 0 | 0 | 0 | .350 |
| Mar 01 | ILLINOIS | *of | 3 | 2 | 2 | 0 | 0 | 0 | 1 | 3 | 0 | 0 | 0 | 0 | 0 | 0 | 1 | 0 | 0 | 0 | .365 |
| Mar 02 | MISSOURI STATE | *of | 3 | 2 | 2 | 0 | 0 | 0 | 0 | 2 | 0 | 1 | 0 | 0 | 0 | 0 | 0 | 0 | 0 | 0 | .379 |
| Mar 07 | at Ole Miss | *of | 3 | 0 | 1 | 0 | 0 | 0 | 0 | 1 | 0 | 0 | 0 | 0 | 0 | 0 | 1 | 2 | 0 | 0 | .377 |
| Mar 08 | at Ole Miss | *of | 2 | 0 | 0 | 0 | 0 | 0 | 2 | 0 | 0 | 0 | 0 | 0 | 0 | 0 | 2 | 1 | 0 | 0 | .366 |
| Mar 09 | at Ole Miss | *of | 5 | 3 | 3 | 0 | 0 | 0 | 0 | 0 | 0 | 0 | 0 | 0 | 0 | 0 | 0 | 2 | 0 | 0 | .382 |
| Totals | | 23gs | 76 | 26 | 29 | 3 | 3 | 2 | 0 | 11 | 13 | 1 | 1 | 1 | 1 | 0 | 7 | 22 | 0 | 0 | .382 |



CAM HARRISON

RHP/UTL • R/R • 5-7 • Freshman
Katy, Texas • Katy HS

25

CAREER STATS

| Year | Avg. | GP-GS | AB | R | H | 2B | 3B | HR | RBI | TB | SLG% | BB | HBP | SO | GDP | OBP | SF | SH | SB-ATT | PO | A | E | FLD% |
|-------|------|-------|-----|----|----|-----|----|------|-----|----|------|----|-----|----|-----|------|-----|-------|--------|-----|----|----|-------|
| 2025 | .429 | 10-4 | 7 | 0 | 3 | 3 | 0 | 0 | 2 | 6 | .857 | 1 | 0 | 0 | 0 | .500 | 0 | 0 | 0-0 | 1 | 5 | 0 | 1.000 |
| TOTAL | .429 | 10-4 | 7 | 0 | 3 | 3 | 0 | 0 | 2 | 6 | .857 | 1 | 0 | 0 | 0 | .500 | 0 | 0 | 0-0 | 1 | 5 | 0 | 1.000 |
| Year | ERA | W-L | APP | GS | CG | SHO | SV | IP | H | R | ER | BB | SO | 2B | 3B | HR | BF | B.AVG | WP | HBP | BK | SF | SH |
| 2025 | 2.07 | 3-0 | 10 | 4 | 0 | 0/1 | 2 | 27.0 | 15 | 9 | 8 | 19 | 27 | 2 | 2 | 1 | 111 | .172 | 5 | 0 | 0 | 2 | 3 |
| TOTAL | 2.07 | 3-0 | 10 | 4 | 0 | 0/1 | 2 | 27.0 | 15 | 9 | 8 | 19 | 27 | 2 | 2 | 1 | 111 | .172 | 5 | 0 | 0 | 2 | 3 |

SEASON HIGHS (PITCHING)

| Category | No. | Opponent (Last) | Date |
|----------------|-----|--------------------|---------|
| Innings | 5.0 | San Diego | 2/8/25 |
| Longest Start | 5.0 | San Diego | 2/8/25 |
| Shortest Start | 5.0 | San Diego | 2/8/25 |
| Longest Relief | 3.0 | Ole Miss | 3/8/25 |
| Hits | 3 | 2x (Ole Miss) | 3/7/25 |
| Runs | 3 | 2x (Ole Miss) | 3/7/25 |
| Earned Runs | 3 | 2x (Ole Miss) | 3/7/25 |
| Walks | 5 | Southern Miss | 2/16/25 |
| Strikeouts | 8 | 2x (Southern Miss) | 2/16/25 |
| Pitches | 90 | Southern Miss | 2/16/25 |

CAREER HIGHS (PITCHING)

| Category | No. | Opponent (Last) | Date |
|----------------|-----|--------------------|---------|
| Innings | 5.0 | San Diego | 2/8/25 |
| Longest Start | 5.0 | San Diego | 2/8/25 |
| Shortest Start | 5.0 | San Diego | 2/8/25 |
| Longest Relief | 3.0 | Ole Miss | 3/8/25 |
| Hits | 3 | 2x (Ole Miss) | 3/7/25 |
| Runs | 3 | 2x (Ole Miss) | 3/7/25 |
| Earned Runs | 3 | 2x (Ole Miss) | 3/7/25 |
| Walks | 5 | Southern Miss | 2/16/25 |
| Strikeouts | 8 | 2x (Southern Miss) | 2/16/25 |
| Pitches | 90 | Southern Miss | 2/16/25 |

SEASON HIGHS (HITTING)

| Category | No. | Opponent (Last) | Date |
|-----------|-----|-----------------|---------|
| Hits | 1 | 2x (ULM) | 2/14/25 |
| Doubles | 1 | 2x (ULM) | 2/14/25 |
| Triples | - | - | - |
| Home Runs | - | - | - |
| RBI | 2 | ULM | 2/14/25 |
| Runs | - | - | - |
| Walks | 1 | San Diego | 2/8/25 |
| ABs | 1 | 5x (ULM) | 2/16/25 |

CAREER HIGHS (HITTING)

| Category | No. | Opponent (Last) | Date |
|-----------|-----|-----------------|---------|
| Hits | 1 | 2x (ULM) | 2/14/25 |
| Doubles | 1 | 2x (ULM) | 2/14/25 |
| Triples | - | - | - |
| Home Runs | - | - | - |
| RBI | 2 | ULM | 2/14/25 |
| Runs | - | - | - |
| Walks | 1 | San Diego | 2/8/25 |
| ABs | 1 | 2x (San Diego) | 2/8/25 |

CAREER HONORS

- » D1 Softball D100 Freshman (2025)
- » Softball America Freshman Watch List (2025)
- » Texas Gatorade Player of the Year (2024)
- » United States 18-U team member (2024)
- » No. 6 Overall Player in Extra Innings Softball Player Rankings (2024)
- » All-Greater Houston Pitcher of the Year (2024)
- » Max Preps All-American (2024)
- » District MVP (2022, 2023)
- » Majoring in Business

GAME-BY-GAME

| Date | Opponent | Pos | AB | R | H | RBI | 2B | 3B | HR | BB | SB | CS | HBP | SAC | SF | GDP | K | PO | A | E | AVG |
|--------|---------------------|-------|----|---|---|-----|----|----|----|----|----|----|-----|-----|----|-----|---|----|---|---|--------|
| Feb 07 | vs Lipscomb | ph | 1 | 0 | 1 | 0 | 1 | 0 | 0 | 0 | 0 | 0 | 0 | 0 | 0 | 0 | 0 | 0 | 0 | 0 | 0.1000 |
| Feb 08 | vs San Diego | *p | 1 | 0 | 0 | 0 | 0 | 0 | 0 | 1 | 0 | 0 | 0 | 0 | 0 | 0 | 0 | 0 | 1 | 0 | .500 |
| Feb 14 | vs Louisiana Monroe | p | 1 | 0 | 1 | 2 | 1 | 0 | 0 | 0 | 0 | 0 | 0 | 0 | 0 | 0 | 0 | 0 | 1 | 1 | 0.667 |
| Feb 16 | vs Southern Miss | *p/ph | 1 | 0 | 0 | 0 | 0 | 0 | 0 | 0 | 0 | 0 | 0 | 0 | 0 | 0 | 0 | 0 | 0 | 0 | .500 |
| Feb 16 | vs Louisiana Monroe | ph | 1 | 0 | 1 | 0 | 1 | 0 | 0 | 0 | 0 | 0 | 0 | 0 | 0 | 0 | 0 | 0 | 0 | 0 | .600 |
| Feb 21 | vs Loyola Marymount | *p | 1 | 0 | 0 | 0 | 0 | 0 | 0 | 0 | 0 | 0 | 0 | 0 | 0 | 0 | 0 | 0 | 0 | 2 | .500 |
| Mar 01 | IOWA | *p/ph | 1 | 0 | 0 | 0 | 0 | 0 | 0 | 0 | 0 | 0 | 0 | 0 | 0 | 0 | 0 | 0 | 0 | 0 | .429 |
| Totals | | 4qs | 7 | 0 | 3 | 2 | 3 | 0 | 0 | 1 | 0 | 0 | 0 | 0 | 0 | 0 | 0 | 0 | 1 | 5 | 0.429 |

| Date | Opponent | GS | IP | H | R | ER | BB | SO | 2B | 3B | HR | WP | BK | HBP | IBB | Score | W-L | Sv | ERA | NP |
|--------|---------------------|----|------|----|---|----|----|----|----|----|----|----|----|-----|-----|-------|-----|------|------|----|
| Feb 06 | at Texas State | | 1.0 | 0 | 0 | 0 | 0 | 2 | 0 | 0 | 0 | 1 | 0 | 0 | 0 | 3-1 | 0-0 | 1 | 0.00 | 24 |
| Feb 07 | vs Bradley | | 0.2 | 0 | 0 | 0 | 1 | 1 | 0 | 0 | 0 | 0 | 0 | 0 | 0 | 3-1 | 0-0 | 2 | 0.00 | 18 |
| Feb 08 | vs San Diego | * | 5.0 | 2 | 1 | 1 | 1 | 8 | 0 | 1 | 0 | 0 | 0 | 0 | 0 | 2-1 | 0-0 | 2 | 1.05 | 69 |
| Feb 14 | vs Louisiana Monroe | | 2.0 | 1 | 1 | 0 | 2 | 2 | 0 | 0 | 0 | 2 | 0 | 0 | 0 | 11-2 | 0-0 | 2 | 0.81 | 36 |
| Feb 16 | vs Southern Miss | * | 3.2 | 3 | 3 | 3 | 5 | 8 | 0 | 0 | 1 | 0 | 0 | 0 | 0 | 12-3 | 1-0 | 2 | 2.27 | 90 |
| Feb 21 | vs LMU | * | 5.0 | 2 | 0 | 0 | 0 | 2 | 0 | 0 | 0 | 0 | 0 | 0 | 0 | 6-2 | 2-0 | 2 | 1.62 | 58 |
| Feb 22 | vs UCLA | | 2.1 | 2 | 1 | 1 | 1 | 1 | 0 | 0 | 0 | 0 | 0 | 1 | 1-9 | 2-0 | 2 | 1.78 | 27 | |
| Mar 01 | IOWA | * | 4.0 | 1 | 0 | 0 | 4 | 3 | 0 | 0 | 0 | 0 | 0 | 0 | 0 | 12-0 | 3-0 | 2 | 1.48 | 66 |
| Mar 07 | at Ole Miss | | 0.1 | 1 | 3 | 3 | 2 | 0 | 1 | 0 | 0 | 1 | 0 | 0 | 0 | 1-9 | 3-0 | 2 | 2.33 | 20 |
| Mar 08 | at Ole Miss | | 3.0 | 3 | 0 | 0 | 3 | 0 | 0 | 1 | 0 | 1 | 0 | 0 | 0 | 3-9 | 3-0 | 2 | 2.07 | 53 |
| Totals | | 4 | 27.0 | 15 | 9 | 8 | 19 | 27 | 2 | 2 | 1 | 5 | 0 | 0 | 1 | 54-37 | 3-0 | 2 | 2.07 | |



ATALYIA RIJO

INF • L/R • 5-7 • Junior
Horsehead, N.Y. • Corning-Painted Post HS

26

CAREER STATS

| Year | Avg. | GP-GS | AB | R | H | 2B | 3B | HR | RBI | TB | SLG% | BB | HBP | SO | GDP | OBP | SF | SH | SB-ATT | PO | A | E | FLD% |
|-------|------|-------|-----|----|----|----|----|----|-----|----|------|----|-----|----|-----|------|----|----|--------|----|-----|----|-------|
| 2023 | .203 | 56-55 | 133 | 24 | 27 | 6 | 0 | 5 | 24 | 48 | .361 | 9 | 7 | 33 | 2 | .285 | 2 | 3 | 0-0 | 63 | 115 | 11 | .942 |
| 2024 | .214 | 9-6 | 14 | 2 | 3 | 2 | 0 | 0 | 1 | 5 | .357 | 1 | 1 | 3 | 0 | .313 | 0 | 1 | 0-0 | 8 | 10 | 0 | 1.000 |
| 2025 | .360 | 22-21 | 50 | 12 | 18 | 5 | 1 | 3 | 20 | 34 | .680 | 7 | 4 | 7 | 0 | .460 | 2 | 2 | 0-0 | 23 | 27 | 3 | .943 |
| TOTAL | .244 | 87-82 | 197 | 38 | 48 | 13 | 1 | 8 | 45 | 87 | .442 | 17 | 12 | 43 | 2 | .335 | 4 | 6 | 0-0 | 94 | 152 | 14 | .946 |

SEASON HIGHS

| Category | No. | Opponent (Last) | Date |
|-----------|-----|------------------|---------|
| Hits | 2 | 6x (Ole Miss) | 3/9/25 |
| Doubles | 2 | Southern Miss | 2/16/25 |
| Triples | 1 | Lipscomb | 2/7/25 |
| Home Runs | 1 | 3x (MO State) | 2/20/25 |
| RBI's | 4 | 2x (MO State) | 3/2/25 |
| Runs | 3 | Southern Miss | 2/16/25 |
| Walks | 2 | Iowa | 2/28/25 |
| ABs | 4 | Loyola Marymount | 2/21/25 |

CAREER HIGHS

| Category | No. | Opponent (Last) | Date |
|-----------|-----|------------------|---------|
| Hits | 3 | Baylor | 2/12/23 |
| Doubles | 2 | Southern Miss | 2/16/25 |
| Triples | 1 | Lipscomb | 2/7/25 |
| Home Runs | 1 | 8x (MO State) | 3/1/25 |
| RBI's | 4 | 3x (MO State) | 3/1/25 |
| Runs | 3 | Southern Miss | 2/16/25 |
| Walks | 2 | 3x (Iowa) | 2/28/25 |
| ABs | 4 | Loyola Marymount | 2/21/25 |

PLAYER PROFILE

- » Was granted a medical redshirt after missing most of the 2024 season due to a shoulder injury. Will have three years of eligibility remaining entering the 2025 season.
- » Went 2-3 with a double against South Alabama on March 8, 2024 during one of her nine appearances in 2024.
- » Was granted a medical redshirt after missing most of the 2024 season due to a shoulder injury. Will have three years of eligibility remaining entering the 2025 season.
- » Second player in program history from New York joining Maddie Reese (2012) as the only other Hog from the Empire State.
- » Father Fernando Rijo signed with the LA Dodgers in 1995 at the age of 15 and pitched 11 seasons in professional baseball making it as high as AAA. Her cousin is 1990 World Series MVP Jose Rijo. Her mother Audrey was a three-sport athlete who played D1 softball at Albany and UNC-Wilmington.
- » Prepped at Corning-Painted Post High School where she won a state championship and 2019. Also played varsity softball starting in eighth grade.

CAREER HONORS

- » SEC Career Tour Participant (2024)
- » SEC Spring Academic Honor Roll (2024)
- » SEC Freshman of the Week (Feb. 13, 2023)

GAME-BY-GAME

| Date | Opponent | Pos | AB | R | H | RBI | 2B | 3B | HR | BB | SB | CS | HBP | SAC | SF | GDP | K | PO | A | E | AVG |
|--------|------------------------|--------|----|----|----|-----|----|----|----|----|----|----|-----|-----|----|-----|---|----|----|---|------|
| Feb 06 | at Texas State | *dh/ss | 1 | 0 | 0 | 0 | 0 | 0 | 0 | 1 | 0 | 0 | 0 | 0 | 0 | 0 | 0 | 0 | 1 | 0 | .000 |
| Feb 07 | vs Lipscomb | ph | 1 | 1 | 1 | 1 | 0 | 1 | 0 | 0 | 0 | 0 | 0 | 0 | 0 | 0 | 0 | 0 | 0 | 0 | .500 |
| Feb 07 | vs Bradley | *ss | 2 | 0 | 0 | 0 | 0 | 0 | 0 | 1 | 0 | 0 | 0 | 0 | 0 | 0 | 0 | 2 | 1 | 0 | .250 |
| Feb 08 | vs San Diego | *ss/pr | 1 | 1 | 0 | 0 | 0 | 0 | 0 | 0 | 0 | 0 | 0 | 1 | 0 | 0 | 0 | 3 | 0 | 0 | .200 |
| Feb 14 | vs Louisiana Monroe | *ss | 3 | 1 | 1 | 1 | 0 | 0 | 1 | 1 | 0 | 0 | 0 | 0 | 0 | 0 | 1 | 1 | 1 | 0 | .250 |
| Feb 14 | at Louisiana Tech | *ss | 2 | 0 | 2 | 1 | 0 | 0 | 0 | 0 | 0 | 0 | 1 | 0 | 0 | 0 | 0 | 0 | 1 | 0 | .400 |
| Feb 15 | vs Southern Miss | *ss | 3 | 0 | 1 | 4 | 1 | 0 | 0 | 1 | 0 | 0 | 0 | 0 | 0 | 0 | 0 | 2 | 3 | 0 | .385 |
| Feb 16 | vs Southern Miss | *ss | 3 | 3 | 2 | 0 | 2 | 0 | 0 | 0 | 0 | 0 | 0 | 0 | 0 | 0 | 0 | 1 | 0 | 0 | .438 |
| Feb 16 | vs Louisiana Monroe | *ss | 3 | 1 | 2 | 2 | 1 | 0 | 0 | 0 | 0 | 0 | 0 | 0 | 0 | 0 | 0 | 0 | 0 | 0 | .474 |
| Feb 20 | vs Rutgers | *ss | 3 | 1 | 2 | 0 | 1 | 0 | 0 | 0 | 0 | 0 | 0 | 0 | 0 | 0 | 0 | 2 | 1 | 0 | .500 |
| Feb 20 | vs Cal State Fullerton | *ss | 3 | 1 | 2 | 3 | 0 | 0 | 1 | 0 | 0 | 0 | 0 | 0 | 0 | 0 | 1 | 0 | 3 | 0 | .520 |
| Feb 21 | vs Loyola Marymount | *ss | 4 | 0 | 0 | 0 | 0 | 0 | 0 | 0 | 0 | 0 | 0 | 0 | 0 | 0 | 0 | 2 | 3 | 0 | .448 |
| Feb 22 | vs Baylor | *ss | 1 | 1 | 0 | 0 | 0 | 0 | 0 | 1 | 0 | 0 | 0 | 0 | 0 | 0 | 1 | 1 | 2 | 0 | .433 |
| Feb 22 | vs UCLA | *ss | 2 | 0 | 0 | 0 | 0 | 0 | 0 | 0 | 0 | 0 | 0 | 0 | 0 | 0 | 0 | 2 | 1 | 0 | .406 |
| Feb 28 | IOWA | *ss | 0 | 0 | 0 | 2 | 0 | 0 | 0 | 2 | 0 | 0 | 0 | 0 | 1 | 0 | 0 | 1 | 1 | 0 | .406 |
| Feb 28 | ILLINOIS | *ss | 3 | 0 | 0 | 0 | 0 | 0 | 0 | 0 | 0 | 0 | 0 | 0 | 0 | 0 | 0 | 1 | 1 | 0 | .371 |
| Mar 01 | IOWA | *ss | 2 | 0 | 0 | 0 | 0 | 0 | 0 | 0 | 0 | 0 | 0 | 0 | 0 | 0 | 1 | 0 | 3 | 0 | .351 |
| Mar 01 | ILLINOIS | *ss | 3 | 0 | 1 | 1 | 0 | 0 | 0 | 0 | 0 | 0 | 1 | 0 | 0 | 0 | 0 | 0 | 2 | 0 | .350 |
| Mar 02 | MISSOURI STATE | *ss | 2 | 2 | 1 | 4 | 0 | 0 | 1 | 0 | 0 | 0 | 2 | 0 | 0 | 0 | 0 | 1 | 0 | 0 | .357 |
| Mar 07 | at Ole Miss | *ss | 2 | 0 | 1 | 0 | 0 | 0 | 0 | 0 | 0 | 0 | 0 | 1 | 0 | 0 | 0 | 2 | 1 | 1 | .364 |
| Mar 08 | at Ole Miss | *ss | 3 | 0 | 0 | 0 | 0 | 0 | 0 | 0 | 0 | 0 | 0 | 0 | 0 | 0 | 1 | 1 | 2 | 1 | .340 |
| Mar 09 | at Ole Miss | *ss | 3 | 0 | 2 | 1 | 0 | 0 | 0 | 0 | 0 | 0 | 0 | 0 | 1 | 0 | 0 | 2 | 1 | 0 | .360 |
| Totals | | 21gs | 50 | 12 | 18 | 20 | 5 | 1 | 3 | 7 | 0 | 0 | 4 | 2 | 2 | 0 | 7 | 23 | 27 | 3 | .360 |



CARLEE RATCLIFF

UTL • R/R • 5-5 • Senior
New Boston, Texas • Texas (New Boston HS)

28

CAREER STATS

| Year | Avg. | GP-GS | AB | R | H | 2B | 3B | HR | RBI | TB | SLG% | BB | HBP | SO | GDP | OBP | SF | SH | SB-ATT | PO | A | E | FLD% |
|-------|------|-------|----|---|---|----|----|----|-----|----|------|----|-----|----|-----|------|----|----|--------|----|---|---|-------|
| 2021 | .222 | 16-0 | 9 | 5 | 2 | 0 | 0 | 0 | 0 | 2 | .222 | 0 | 0 | 1 | 0 | .222 | 0 | 0 | 0-1 | 1 | 0 | 0 | 1.000 |
| 2022 | .000 | 0-0 | - | - | - | - | - | - | - | - | .000 | - | - | - | - | .000 | - | - | - | - | - | - | .000 |
| 2024 | .200 | 11-1 | 10 | 3 | 2 | 1 | 0 | 1 | 2 | 6 | .600 | 0 | 3 | 3 | 0 | .385 | 0 | 0 | 0-0 | 0 | 0 | 0 | .000 |
| 2025 | .200 | 7-0 | 5 | 1 | 1 | 1 | 0 | 0 | 2 | 2 | .400 | 1 | 1 | 2 | 0 | .333 | 0 | 0 | 0-0 | 2 | 0 | 0 | 1.000 |
| TOTAL | .209 | 33-1 | 23 | 9 | 5 | 2 | 0 | 1 | 4 | 10 | .435 | 1 | 4 | 6 | 0 | .342 | 0 | 0 | 0-0 | 3 | 0 | 0 | 1.000 |

SEASON HIGHS

| Category | No. | Opponent (Last) | Date |
|-----------|-----|--------------------|---------|
| Hits | 1 | Lipscomb | 2/7/25 |
| Doubles | 1 | Lipscomb | 2/7/25 |
| Triples | - | - | - |
| Home Runs | - | - | - |
| RBIs | 1 | Lipscomb | 2/7/25 |
| Runs | 1 | Lipscomb | 2/7/25 |
| Walks | - | - | - |
| ABs | 1 | 4x (Southern Miss) | 2/16/25 |

CAREER HIGHS

| Category | No. | Opponent (Last) | Date |
|-----------|-----|-----------------|---------|
| Hits | 1 | 4x (Missouri) | 4/5/24 |
| Doubles | 1 | 2x (Lipscomb) | 2/7/25 |
| Triples | - | - | - |
| Home Runs | 1 | UT-Arlington | 2/25/24 |
| RBIs | 2 | UT-Arlington | 2/25/24 |
| Runs | 2 | Miss. State | 3/24/24 |
| Walks | - | - | - |
| ABs | 2 | Lamar | 2/26/21 |

PLAYER PROFILE


- » Began her collegiate career at Texas in 2021 before transferring to Arkansas as a student in 2023 and walking on the softball team in 2024.
- » Saw action in 11 games while making one start during her first year on The Hill in 2024.
- » Recorded first career home run, courtesy of a two-run shot during the fourth inning of a 10-0 win over UT Arlington on Feb. 25, 2024.
- » Starred in softball, basketball and volleyball at New Boston High School. Batted .525 with 15 doubles, five triples, 12 HR and 53 RBI as a junior in 2020. Earned all-district nods in 2018 and 2019 in both volleyball and basketball.
- » Was roommates and teammates with current Razorback Courtney Day while at Texas.
- » One of three transfers in program history that started their careers at Texas, joining Taylor Ellsworth (2022) and Courtney Day (2025).
- » Played travel ball for the Texas Bombers-NTX.
- » Is a senior but has an additional year of eligibility after sitting out during the 2023 season.

CAREER HONORS

- » No. 141 Extra Innings Softball Extra Elite Player Rankings (2020)
- » Bowie County Citizens Tribune Female Athlete of the Year (2019)

GAME-BY-GAME

| Date | Opponent | Pos | AB | R | H | RBI | 2B | 3B | HR | BB | SB | CS | HBP | SAC | SF | GDP | K | PO | A | E | AVG |
|--------|---------------------|-------|----|---|---|-----|----|----|----|----|----|----|-----|-----|----|-----|---|----|---|---|------|
| Feb 06 | at Texas State | ph | 1 | 0 | 0 | 0 | 0 | 0 | 0 | 0 | 0 | 0 | 0 | 0 | 0 | 0 | 0 | 0 | 0 | 0 | .000 |
| Feb 07 | vs Lipscomb | ph/lb | 1 | 1 | 1 | 1 | 1 | 0 | 0 | 0 | 0 | 0 | 0 | 0 | 0 | 0 | 0 | 2 | 0 | 0 | .500 |
| Feb 14 | vs Louisiana Monroe | ph | 1 | 0 | 0 | 0 | 0 | 0 | 0 | 0 | 0 | 0 | 0 | 0 | 0 | 0 | 0 | 1 | 0 | 0 | .333 |
| Feb 16 | vs Southern Miss | ph | 1 | 0 | 0 | 0 | 0 | 0 | 0 | 0 | 0 | 0 | 0 | 0 | 0 | 0 | 1 | 0 | 0 | 0 | .250 |
| Feb 28 | IOWA | ph | 1 | 0 | 0 | 0 | 0 | 0 | 0 | 0 | 0 | 0 | 0 | 0 | 0 | 0 | 0 | 0 | 0 | 0 | .200 |
| Mar 01 | IOWA | ph | 0 | 0 | 0 | 0 | 0 | 0 | 0 | 1 | 0 | 0 | 0 | 0 | 0 | 0 | 0 | 0 | 0 | 0 | .200 |
| Totals | | Ogs | 5 | 1 | 1 | 2 | 1 | 0 | 0 | 1 | 0 | 0 | 1 | 0 | 0 | 0 | 2 | 2 | 0 | 0 | .200 |



JAYDEN RAMOS

UTL • R/R • 5-10 • Freshman
Fresno, Calif. • Central HS

34

CAREER STATS

| Year | Avg. | GP-GS | AB | R | H | 2B | 3B | HR | RBI | TB | SLG% | BB | HBP | SO | GDP | OBP | SF | SH | SB-ATT | PO | A | E | FLD% |
|-------|------|-------|----|---|---|----|----|----|-----|----|------|----|-----|----|-----|------|----|----|--------|----|---|---|------|
| 2025 | .417 | 12-0 | 12 | 2 | 5 | 0 | 0 | 1 | 5 | 8 | .667 | 1 | 1 | 1 | 1 | .500 | 0 | 0 | 0-0 | 0 | 0 | 0 | .000 |
| TOTAL | .417 | 12-0 | 12 | 2 | 5 | 0 | 0 | 1 | 5 | 8 | .667 | 1 | 1 | 1 | 1 | .500 | 0 | 0 | 0-0 | 0 | 0 | 0 | .000 |

SEASON HIGHS

| Category | No. | Opponent (Last) | Date |
|-----------|-----|-----------------|---------|
| Hits | 1 | 4x (Rutgers) | 2/20/25 |
| Doubles | - | - | - |
| Triples | - | - | - |
| Home Runs | 1 | Illinois | 3/1/25 |
| RBIs | 3 | Illinois | 3/1/25 |
| Runs | 1 | 2x (Illinois) | 3/1/25 |
| Walks | - | - | - |
| ABs | 2 | Lipscomb | 2/7/25 |

CAREER HIGHS

| Category | No. | Opponent (Last) | Date |
|-----------|-----|--------------------|---------|
| Hits | 1 | 4x (Rutgers) | 2/20/25 |
| Doubles | - | - | - |
| Triples | - | - | - |
| Home Runs | - | - | - |
| RBIs | 1 | 2x (Southern Miss) | 2/16/25 |
| Runs | 1 | Lipscomb | 2/7/25 |
| Walks | - | - | - |
| ABs | 2 | Lipscomb | 2/7/25 |

PLAYER PROFILE

- » Prepped at Central High School in Fresno, Calif. atted .409 during her high school career with 135 hits, 54 runs scored, 41 doubles, two triples and 22 home runs.
- » Named Fresno Bee Player of the Year after posting a .469 batting average, 38 RBI, nine doubles and seven home runs as a senior
- » Hit .447 with 34 hits, 19 RBI and six home runs en route to being named all-league and league offensive player of the year during her junior season.
- » Batted .370 with eight doubles, a triple and five home runs as a sophomore while driving in a career-best 33 runs.
- » Posted a .358 batting average with 29 hits, 25 RBI, 13 doubles and four home runs as a freshman.
- » Also pitched during her high school career, registering a 3.41 ERA in 37.0 innings pitched with three complete games and 42 strikeouts.
- » Majoring in Exercise Science

CAREER HONORS

» Fresno Bee Player of the Year (2024)

GAME-BY-GAME

| Date | Opponent | Pos | AB | R | H | RBI | 2B | 3B | HR | BB | SB | CS | HBP | SAC | SF | GDP | K | PO | A | E | AVG |
|--------|------------------------|-------|----|---|---|-----|----|----|----|----|----|----|-----|-----|----|-----|---|----|---|---|------|
| Feb 07 | vs Lipscomb | ph/dh | 2 | 1 | 1 | 1 | 0 | 0 | 0 | 0 | 0 | 0 | 1 | 0 | 0 | 0 | 0 | 0 | 0 | 0 | .500 |
| Feb 16 | vs Southern Miss | ph | 1 | 0 | 1 | 1 | 0 | 0 | 0 | 0 | 0 | 0 | 0 | 0 | 0 | 0 | 0 | 0 | 0 | 0 | .500 |
| Feb 16 | vs Louisiana Monroe | ph | 1 | 0 | 1 | 0 | 0 | 0 | 0 | 0 | 0 | 0 | 0 | 0 | 0 | 0 | 0 | 0 | 0 | 0 | .600 |
| Feb 20 | vs Rutgers | ph | 1 | 0 | 1 | 0 | 0 | 0 | 0 | 0 | 0 | 0 | 0 | 0 | 0 | 0 | 0 | 0 | 0 | 0 | .667 |
| Feb 20 | vs Cal State Fullerton | ph | 1 | 0 | 0 | 0 | 0 | 0 | 0 | 0 | 0 | 0 | 0 | 0 | 0 | 0 | 0 | 0 | 0 | 0 | .571 |
| Feb 21 | vs Loyola Marymount | ph | 1 | 0 | 0 | 0 | 0 | 0 | 0 | 0 | 0 | 0 | 0 | 0 | 0 | 0 | 0 | 0 | 0 | 0 | .500 |
| Feb 22 | vs Baylor | ph | 1 | 0 | 0 | 0 | 0 | 0 | 0 | 0 | 0 | 0 | 0 | 0 | 0 | 0 | 1 | 0 | 0 | 0 | .444 |
| Mar 01 | IOWA | ph | 0 | 0 | 0 | 0 | 0 | 0 | 0 | 1 | 0 | 0 | 0 | 0 | 0 | 0 | 0 | 0 | 0 | 0 | .444 |
| Mar 01 | ILLINOIS | ph | 1 | 1 | 1 | 3 | 0 | 0 | 1 | 0 | 0 | 0 | 0 | 0 | 0 | 0 | 0 | 0 | 0 | 0 | .500 |
| Mar 02 | MISSOURI STATE | ph | 1 | 0 | 0 | 0 | 0 | 0 | 0 | 0 | 0 | 0 | 0 | 0 | 0 | 0 | 0 | 0 | 0 | 0 | .455 |
| Mar 08 | at Ole Miss | ph | 1 | 0 | 0 | 0 | 0 | 0 | 0 | 0 | 0 | 0 | 0 | 0 | 0 | 1 | 0 | 0 | 0 | 0 | .417 |
| Totals | | Ogs | 12 | 2 | 5 | 5 | 0 | 0 | 1 | 1 | 0 | 0 | 1 | 0 | 0 | 1 | 1 | 0 | 0 | 0 | .417 |



JAYDEN WELLS

UTL • R/R • 5-6 • Sophomore
Paris, Ark. • Paris HS

45

CAREER STATS

| Year | Avg. | GP-GS | AB | R | H | 2B | 3B | HR | RBI | TB | SLG% | BB | HBP | SO | GDP | OBP | SF | SH | SB-ATT | PO | A | E | FLD% |
|-------|------|-------|----|---|---|----|----|----|-----|----|------|----|-----|----|-----|------|----|----|--------|----|---|---|-------|
| 2024 | .000 | 2-0 | 1 | 1 | 0 | 0 | 0 | 0 | 0 | 0 | .000 | 0 | 0 | 0 | 0 | .000 | 0 | 0 | 1-1 | 0 | 0 | 0 | .000 |
| 2025 | .000 | 7-0 | 1 | 5 | 0 | 0 | 0 | 0 | 0 | 0 | .000 | 0 | 0 | 0 | 0 | .000 | 0 | 0 | 0-0 | 0 | 0 | 0 | .000 |
| TOTAL | .000 | 9-0 | 2 | 6 | 0 | 0 | 0 | 0 | 0 | 0 | .000 | 0 | 0 | 0 | 0 | .000 | 0 | 0 | 1-1 | 2 | 0 | 0 | 1.000 |

SEASON HIGHS (HITTING)

| Category | No. | Opponent (Last) | Date |
|-----------|-----|-----------------|---------|
| Hits | - | - | - |
| Doubles | - | - | - |
| Triples | - | - | - |
| Home Runs | - | - | - |
| RBI | - | - | - |
| Runs | 1 | 3x (Illinois) | 2/28/25 |
| Walks | - | - | - |
| ABs | 1 | Southern Miss | 2/15/25 |

CAREER HIGHS (HITTING)

| Category | No. | Opponent (Last) | Date |
|-----------|-----|--------------------|---------|
| Hits | - | - | - |
| Doubles | - | - | - |
| Triples | - | - | - |
| Home Runs | - | - | - |
| RBI | - | - | - |
| Runs | 1 | 4x (Illinois) | 2/28/25 |
| Walks | - | - | - |
| ABs | 1 | 2x (Southern Miss) | 2/15/25 |

PLAYER PROFILE

- » Appeared in two games during her freshman campaign, scoring a run and stealing a base as a pinch-runner in a 9-0 win over UT Arlington (Feb. 23). She recorded first collegiate at-bat in an 8-0 win at Texas A&M-Corpus Christi (March 18)
- » Checked in at No. 27 in the Extra Inning Softball 2023 Extra Elite 100.
- » Prepped at Paris High School in Paris, Ark., where she helped lead the Eagles to a state semifinal in 2021.
- » Hit an astronomical .475 as a junior in high school, registering a .597 on-base percentage, .983 slugging percentage and 1.580 OPS while garnering honorable mention all-state honors
- » Named District Offensive MVP and was a Gold Glove honoree as a sophomore at Paris in 2021.
- » Majoring in Recreation and Sport Management

CAREER HONORS

- » No. 27 Extra Innings Softball Extra Elite 100 Player Rankings (2023)
- » Honorable Mention All-State (2022)
- » District Offensive MVP (2021)

GAME-BY-GAME

| Date | Opponent | Pos | AB | R | H | RBI | 2B | 3B | HR | BB | SB | CS | HBP | SAC | SF | GDP | K | PO | A | E | AVG |
|--------|------------------|-----|----|---|---|-----|----|----|----|----|----|----|-----|-----|----|-----|---|----|---|---|-------|
| Feb 15 | vs Southern Miss | ph | 1 | 0 | 0 | 0 | 0 | 0 | 0 | 0 | 0 | 0 | 0 | 0 | 0 | 0 | 0 | 0 | 0 | 0 | .000 |
| Totals | | Ogs | 1 | 1 | 0 | 0 | 0 | 0 | 0 | 0 | 0 | 0 | 0 | 0 | 0 | 0 | 0 | 0 | 0 | 0 | 0.000 |



KAILEY WYCKOFF • Why-KOFF

UTL • L/L • 5-7 • Junior
Katy, Texas • Texas Tech (Katy HS)

46

CAREER STATS

| Year | Avg. | GP-GS | AB | R | H | 2B | 3B | HR | RBI | TB | SLG% | BB | HBP | SO | GDP | OBP | SF | SH | SB-ATT | PO | A | E | FLD% |
|-------|------|---------|-----|-----|-----|----|----|----|-----|-----|------|----|-----|----|-----|------|----|----|--------|-----|----|---|-------|
| 2023 | .393 | 52-46 | 150 | 40 | 59 | 15 | 5 | 9 | 31 | 111 | .740 | 12 | 4 | 16 | 0 | .452 | 0 | 1 | 1-2 | 169 | 11 | 1 | .994 |
| 2024 | .407 | 50-49 | 145 | 37 | 59 | 12 | 2 | 7 | 35 | 96 | .662 | 18 | 4 | 12 | 0 | .482 | 1 | 1 | 3-3 | 126 | 2 | 3 | .977 |
| 2025 | .348 | 23-23 | 66 | 26 | 23 | 6 | 0 | 3 | 17 | 38 | .576 | 14 | 3 | 9 | 0 | .465 | 3 | 0 | 1-1 | 68 | 6 | 0 | 1.000 |
| TOTAL | .391 | 125-118 | 361 | 103 | 141 | 33 | 7 | 19 | 83 | 245 | .679 | 44 | 11 | 37 | 0 | .467 | 4 | 2 | 5-6 | 386 | 19 | 4 | .990 |

SEASON HIGHS

| Category | No. | Opponent (Last) | Date |
|-----------|-----|-----------------|---------|
| Hits | 3 | ULM | 2/16/25 |
| Doubles | 2 | ULM | 2/16/25 |
| Triples | - | - | - |
| Home Runs | 1 | 3x (Iowa) | 2/28/25 |
| RBI's | 2 | 5x (Iowa) | 2/28/25 |
| Runs | 3 | 2x (Ole Miss) | 3/9/25 |
| Walks | 3 | Missouri State | 3/2/25 |
| ABs | 5 | Southern Miss | 2/15/25 |

CAREER HIGHS

| Category | No. | Opponent (Last) | Date |
|-----------|-----|--------------------|---------|
| Hits | 3 | 11x (ULM) | 2/16/25 |
| Doubles | 2 | North Dakota | 3/4/23 |
| Triples | 1 | 6x (Kansas) | 4/14/24 |
| Home Runs | 2 | 2x (Iowa State) | 5/8/24 |
| RBI's | 4 | 2x (Iowa State) | 5/8/24 |
| Runs | 3 | 3x (Ole Miss) | 3/9/25 |
| Walks | 3 | Missouri State | 3/2/25 |
| ABs | 5 | 2x (Southern Miss) | 2/15/25 |

PLAYER PROFILE

- » Transferred to Arkansas this offseason after spending the 2023-24 seasons at Texas Tech.
- » Has started 9+ games at five separate positions during her collegiate career (C, LF, RF, DP, 1B)
- » Enters the 2025 season with a career batting average of .400 ranks fourth among all players with multiple seasons of collegiate playing experience at the Power 4 level and 15th nationally among all Division I players.
- » Was named a Second-Team Preseason All-American at the utility position by D1 Softball.
- » Attended Katy High School, where she was part of a 6A Texas State Championship team in 2019 and was teammates with Cam Harrison and Ashtyn Reichardt her final two seasons. Played under former Kansas (1988-1995) and Alabama coach (1996-1998) Kalum Haack at Katy.
- » Also participated in volleyball in high school and FFA (Future Farmers of America), earning Reserve Grand Champion Chickens. Helped lead Katy to a 6A regional final appearance in volleyball in 2020 and 2021.
- » Has a dog named Beau Beau
- » Wears No. 46 in honor of her grandmother's birthyear (1946)

CAREER HONORS

- » D1 Softball Second-Team Preseason All-America (2025)
- » D1 Softball Top 100 Players (2025)
- » Softball America Top 100 Players (2025)
- » Academic All-Big 12 First Team (2024)
- » All-Big 12 First Team (2024)
- » Big 12 Freshman of the Year (2023)
- » All-Big 12 Second Team (2023)
- » NFCA Third Team All-Region (2023)
- » D1 Softball Freshman All-American (2023)
- » NFCA/TUCCI Freshman of the Year Top-25 Finalist (2023)
- » District 19-6A Most Valuable Player (2021)

GAME-BY-GAME

| Date | Opponent | Pos | AB | R | H | RBI | 2B | 3B | HR | BB | SB | CS | HBP | SAC | SF | GDP | K | PO | A | E | AVG |
|--------|------------------------|--------|----|----|----|-----|----|----|----|----|----|----|-----|-----|----|-----|---|----|----|---|------|
| Feb 06 | at Texas State | *of | 3 | 1 | 1 | 1 | 0 | 0 | 1 | 0 | 0 | 0 | 0 | 0 | 0 | 0 | 0 | 0 | 0 | 0 | .333 |
| Feb 07 | vs Lipscomb | *c | 3 | 2 | 2 | 0 | 1 | 0 | 0 | 1 | 0 | 0 | 0 | 0 | 0 | 0 | 0 | 5 | 0 | 0 | .500 |
| Feb 07 | vs Bradley | *of | 2 | 1 | 0 | 0 | 0 | 0 | 0 | 0 | 0 | 0 | 1 | 0 | 0 | 0 | 0 | 0 | 0 | 0 | .375 |
| Feb 08 | vs Bradley | *of | 3 | 2 | 1 | 0 | 1 | 0 | 0 | 1 | 0 | 0 | 0 | 0 | 0 | 0 | 0 | 1 | 0 | 0 | .364 |
| Feb 08 | vs San Diego | *c | 3 | 0 | 1 | 1 | 0 | 0 | 0 | 1 | 0 | 0 | 0 | 0 | 0 | 0 | 0 | 0 | 11 | 0 | .357 |
| Feb 14 | vs Louisiana Monroe | *of/c | 4 | 1 | 2 | 1 | 0 | 0 | 0 | 0 | 0 | 0 | 0 | 0 | 0 | 0 | 0 | 2 | 1 | 0 | .389 |
| Feb 14 | at Louisiana Tech | *of | 3 | 1 | 1 | 0 | 0 | 0 | 0 | 1 | 0 | 0 | 0 | 0 | 0 | 0 | 0 | 1 | 2 | 0 | .381 |
| Feb 15 | vs Southern Miss | *c | 5 | 1 | 2 | 0 | 1 | 0 | 0 | 0 | 1 | 0 | 0 | 0 | 0 | 0 | 0 | 0 | 4 | 0 | .385 |
| Feb 16 | vs Southern Miss | *c | 1 | 1 | 0 | 2 | 0 | 0 | 0 | 1 | 0 | 0 | 0 | 0 | 1 | 0 | 0 | 11 | 0 | 0 | .370 |
| Feb 16 | vs Louisiana Monroe | *c | 4 | 2 | 3 | 2 | 2 | 0 | 0 | 0 | 0 | 0 | 0 | 0 | 0 | 0 | 0 | 1 | 8 | 2 | .419 |
| Feb 20 | vs Rutgers | *c | 3 | 1 | 1 | 2 | 0 | 0 | 1 | 0 | 0 | 0 | 0 | 0 | 1 | 0 | 0 | 4 | 1 | 0 | .412 |
| Feb 20 | vs Cal State Fullerton | *of/pr | 1 | 0 | 0 | 1 | 0 | 0 | 0 | 1 | 0 | 0 | 0 | 0 | 1 | 0 | 0 | 0 | 0 | 0 | .400 |
| Feb 21 | vs Loyola Marymount | *c | 3 | 0 | 0 | 0 | 0 | 0 | 0 | 0 | 0 | 0 | 1 | 0 | 0 | 0 | 0 | 6 | 1 | 0 | .368 |
| Feb 22 | vs Baylor | *of/dp | 3 | 2 | 2 | 1 | 0 | 0 | 0 | 0 | 0 | 0 | 0 | 0 | 0 | 0 | 0 | 0 | 0 | 0 | .390 |
| Feb 22 | vs UCLA | *of/dh | 3 | 0 | 0 | 0 | 0 | 0 | 0 | 0 | 0 | 0 | 0 | 0 | 0 | 0 | 2 | 2 | 0 | 0 | .364 |
| Feb 28 | IOWA | *of/dh | 2 | 3 | 2 | 2 | 0 | 0 | 1 | 2 | 0 | 0 | 0 | 0 | 0 | 0 | 0 | 1 | 0 | 0 | .391 |
| Feb 28 | ILLINOIS | *c/dh | 4 | 1 | 1 | 1 | 0 | 0 | 0 | 0 | 0 | 0 | 0 | 0 | 0 | 0 | 0 | 7 | 1 | 0 | .380 |
| Mar 01 | IOWA | *dh | 2 | 1 | 1 | 1 | 0 | 0 | 0 | 0 | 0 | 0 | 0 | 0 | 0 | 0 | 0 | 0 | 0 | 0 | .385 |
| Mar 01 | ILLINOIS | *dh | 3 | 0 | 0 | 0 | 0 | 0 | 0 | 1 | 0 | 0 | 0 | 0 | 0 | 0 | 0 | 0 | 0 | 0 | .364 |
| Mar 02 | MISSOURI STATE | *of | 1 | 2 | 1 | 2 | 0 | 0 | 0 | 3 | 0 | 0 | 0 | 0 | 0 | 0 | 0 | 0 | 0 | 0 | .375 |
| Mar 07 | at Ole Miss | *of | 3 | 0 | 0 | 0 | 0 | 0 | 0 | 0 | 0 | 0 | 1 | 0 | 0 | 0 | 1 | 0 | 0 | 0 | .356 |
| Mar 08 | at Ole Miss | *c | 4 | 1 | 1 | 0 | 1 | 0 | 0 | 0 | 0 | 0 | 0 | 0 | 0 | 0 | 0 | 1 | 4 | 0 | .349 |
| Mar 09 | at Ole Miss | *of | 3 | 3 | 1 | 0 | 0 | 0 | 0 | 2 | 0 | 0 | 0 | 0 | 0 | 0 | 0 | 2 | 1 | 0 | .348 |
| Totals | | 23qs | 66 | 26 | 23 | 17 | 6 | 0 | 3 | 14 | 1 | 0 | 3 | 0 | 3 | 0 | 9 | 68 | 6 | 0 | .348 |



BRI ELLIS

1B • R/R • 5-10 • Senior
Houston, Texas • Auburn (Memorial HS)

77

CAREER STATS

| Year | Avg. | GP-GS | AB | R | H | 2B | 3B | HR | RBI | TB | SLG% | BB | HBP | SO | GDP | OBP | SF | SH | SB-ATT | PO | A | E | FLD% |
|-------|------|---------|-----|-----|-----|----|----|----|-----|-----|-------|----|-----|----|-----|------|----|----|--------|------|----|----|------|
| 2022 | .302 | 56-55 | 149 | 32 | 45 | 8 | 1 | 20 | 49 | 115 | .772 | 13 | 7 | 23 | 0 | .378 | 3 | 0 | 2-2 | 251 | 11 | 3 | .989 |
| 2023 | .275 | 62-62 | 153 | 27 | 42 | 8 | 0 | 14 | 47 | 92 | .601 | 32 | 7 | 37 | 0 | .415 | 3 | 0 | 2-2 | 264 | 12 | 3 | .986 |
| 2024 | .322 | 55-55 | 149 | 36 | 48 | 7 | 0 | 14 | 47 | 97 | .651 | 30 | 5 | 24 | 0 | .444 | 3 | 0 | 1-2 | 359 | 12 | 4 | .989 |
| 2025 | .547 | 23-23 | 53 | 29 | 29 | 6 | 0 | 13 | 40 | 74 | 1.396 | 24 | 3 | 2 | 0 | .683 | 2 | 0 | 0-0 | 135 | 3 | 2 | .986 |
| TOTAL | .325 | 196-194 | 504 | 124 | 164 | 29 | 1 | 61 | 183 | 378 | .750 | 99 | 22 | 86 | 0 | .448 | 11 | 0 | 5-6 | 1009 | 38 | 12 | .989 |

SEASON HIGHS

| Category | No. | Opponent (Last) | Date |
|-----------|-----|-----------------|---------|
| Hits | 2 | 11x (Ole Miss) | 3/9/25 |
| Doubles | 1 | 6x (MO State) | 3/2/25 |
| Triples | - | - | - |
| Home Runs | 2 | Southern Miss | 2/15/25 |
| RBI's | 5 | 2x (Ole Miss) | 3/9/25 |
| Runs | 3 | 3x (Ole Miss) | 3/9/25 |
| Walks | 3 | 2x (Illinois) | 3/1/25 |
| ABs | 4 | Missouri State | 3/2/25 |

CAREER HIGHS

| Category | No. | Opponent (Last) | Date |
|-----------|-----|--------------------|---------|
| Hits | 3 | 4x (South Alabama) | 3/9/24 |
| Doubles | 2 | Marshall | 2/8/24 |
| Triples | 1 | Alabama State | 4/27/22 |
| Home Runs | 2 | 4x (Southern Miss) | 2/15/25 |
| RBI's | 5 | 2x (Ole Miss) | 3/9/25 |
| Runs | 3 | 3x (Ole Miss) | 3/9/25 |
| Walks | 4 | South Carolina | 4/30/23 |
| ABs | 4 | 16x (MO State) | 3/2/25 |

PLAYER PROFILE

- » Transferred to Arkansas after spending the 2022-23 seasons at Auburn.
- » Her 61 career home runs lead all active NCAA DI players.
- » Led Arkansas in slugging percentage (.651), on-base percentage (.444), runs scored (36), home runs (14), RBI (47) and total bases (97) in 2024 while earning first-team SEC and NFCA All-Region honors and being named a Second-Team NFCA All-American in 2024. Also posted a career-best .322 batting average during her first season as a Razorback.
- » Became just the sixth Razorback since 2002 to record 10+ home runs, 30+ walks and 40+ RBI in a season in 2024 joining: Rylin Hedgecock (2023), Taylor Ellsworth (2022), Braxton Burnside (2021), Nicole Schroeder (2017) and Sandra Smith (2008).
- » Four-time SEC Player of the Week
- » Excels in the classroom earning SEC All-Academic honors in 2022, 2023 and 2024.
- » Father Ron played college football at Rice as an offensive lineman.

CAREER HONORS

- » Second-Team NFCA All-American (2024)
- » First-Team All-SEC (2024)
- » SEC All-Defensive Team (2024)
- » Softball America Top-100 Player (2024)
- » NFCA First-Team All-South Region (2024)
- » Jane B. Moore Memorial All-Tournament Team (2023)
- » Louisville Slugger/NFCA Player of the Week (Feb. 28, 2023)
- » Extra Innings Softball All-Freshman Team (2022)
- » Top 10 Finalist, Schutt Sports/NFCA Division I National Freshman of the Year (2022)
- » SEC Freshman of the Year (2022)
- » All-SEC Second Team (2022)

GAME-BY-GAME

| Date | Opponent | Pos | AB | R | H | RBI | 2B | 3B | HR | BB | SB | CS | HBP | SAC | SF | GDP | K | PO | A | E | AVG |
|--------|------------------------|-----|------|----|----|-----|----|----|----|----|----|----|-----|-----|----|-----|---|-----|---|---|------|
| Feb 06 | at Texas State | *1b | 3 | 1 | 1 | 1 | 0 | 0 | 1 | 0 | 0 | 0 | 0 | 0 | 0 | 0 | 1 | 6 | 0 | 0 | .333 |
| Feb 07 | vs Lipscomb | *1b | 2 | 3 | 2 | 4 | 0 | 0 | 1 | 1 | 0 | 0 | 1 | 0 | 0 | 0 | 0 | 5 | 0 | 0 | .600 |
| Feb 07 | vs Bradley | *1b | 2 | 0 | 0 | 1 | 0 | 0 | 0 | 0 | 0 | 0 | 0 | 0 | 1 | 0 | 0 | 5 | 1 | 0 | .429 |
| Feb 08 | vs Bradley | *1b | 3 | 1 | 2 | 2 | 0 | 0 | 1 | 1 | 0 | 0 | 0 | 0 | 0 | 0 | 0 | 11 | 0 | 0 | .500 |
| Feb 08 | vs San Diego | *1b | 2 | 0 | 1 | 1 | 0 | 0 | 2 | 0 | 0 | 0 | 0 | 0 | 0 | 0 | 0 | 3 | 1 | 0 | .500 |
| Feb 14 | vs Louisiana Monroe | *1b | 2 | 1 | 2 | 1 | 1 | 0 | 2 | 0 | 0 | 0 | 0 | 0 | 0 | 0 | 0 | 5 | 0 | 1 | .571 |
| Feb 14 | at Louisiana Tech | *1b | 3 | 2 | 2 | 3 | 1 | 0 | 1 | 0 | 0 | 0 | 0 | 0 | 0 | 0 | 0 | 4 | 0 | 0 | .588 |
| Feb 15 | vs Southern Miss | *1b | 3 | 2 | 2 | 5 | 0 | 0 | 2 | 1 | 0 | 0 | 0 | 0 | 0 | 0 | 0 | 11 | 0 | 0 | .600 |
| Feb 16 | vs Southern Miss | *1b | 3 | 1 | 2 | 4 | 1 | 0 | 1 | 1 | 0 | 0 | 0 | 0 | 0 | 0 | 0 | 1 | 0 | 0 | .609 |
| Feb 16 | vs Louisiana Monroe | *1b | 1 | 1 | 0 | 2 | 0 | 0 | 0 | 1 | 0 | 0 | 0 | 0 | 1 | 0 | 0 | 3 | 0 | 0 | .583 |
| Feb 20 | vs Rutgers | *1b | 3 | 1 | 2 | 0 | 1 | 0 | 0 | 0 | 0 | 0 | 0 | 0 | 0 | 0 | 0 | 7 | 0 | 0 | .593 |
| Feb 20 | vs Cal State Fullerton | *1b | 3 | 0 | 1 | 0 | 0 | 0 | 0 | 0 | 0 | 0 | 0 | 0 | 0 | 0 | 0 | 6 | 0 | 0 | .567 |
| Feb 21 | vs Loyola Marymount | *1b | 2 | 0 | 1 | 0 | 0 | 0 | 2 | 0 | 0 | 0 | 0 | 0 | 0 | 0 | 0 | 10 | 0 | 0 | .562 |
| Feb 22 | vs Baylor | *1b | 2 | 1 | 1 | 3 | 0 | 0 | 1 | 1 | 0 | 0 | 0 | 0 | 0 | 0 | 0 | 6 | 0 | 0 | .559 |
| Feb 22 | vs UCLA | *1b | 3 | 1 | 2 | 1 | 1 | 0 | 1 | 0 | 0 | 0 | 0 | 0 | 0 | 0 | 0 | 5 | 0 | 0 | .568 |
| Feb 28 | IOWA | *1b | 1 | 2 | 0 | 0 | 0 | 0 | 0 | 1 | 0 | 0 | 1 | 0 | 0 | 0 | 0 | 4 | 0 | 0 | .553 |
| Feb 28 | ILLINOIS | *1b | 1 | 3 | 1 | 3 | 0 | 0 | 1 | 3 | 0 | 0 | 0 | 0 | 0 | 0 | 0 | 5 | 0 | 1 | .564 |
| Mar 01 | IOWA | *1b | 1 | 2 | 1 | 1 | 0 | 0 | 1 | 2 | 0 | 0 | 0 | 0 | 0 | 0 | 0 | 5 | 0 | 0 | .575 |
| Mar 01 | ILLINOIS | *1b | 1 | 1 | 0 | 0 | 0 | 0 | 0 | 3 | 0 | 0 | 0 | 0 | 0 | 0 | 0 | 13 | 0 | 0 | .561 |
| Mar 02 | MISSOURI STATE | *1b | 4 | 2 | 2 | 1 | 1 | 0 | 0 | 0 | 0 | 0 | 0 | 0 | 0 | 0 | 0 | 7 | 0 | 0 | .556 |
| Mar 07 | at Ole Miss | *1b | 3 | 0 | 0 | 0 | 0 | 0 | 0 | 0 | 0 | 0 | 0 | 0 | 0 | 0 | 1 | 6 | 1 | 0 | .521 |
| Mar 08 | at Ole Miss | *1b | 3 | 1 | 2 | 2 | 0 | 0 | 1 | 1 | 0 | 0 | 0 | 0 | 0 | 0 | 0 | 5 | 0 | 0 | .529 |
| Mar 09 | at Ole Miss | *1b | 2 | 3 | 2 | 5 | 0 | 0 | 1 | 2 | 0 | 0 | 1 | 0 | 0 | 0 | 0 | 2 | 0 | 0 | .547 |
| Totals | | | 23gs | 53 | 29 | 29 | 40 | 6 | 0 | 13 | 24 | 0 | 3 | 0 | 2 | 0 | 2 | 135 | 3 | 2 | .547 |



LEXI KING

RHP • R/R • 5-8 • Freshman
Windermere, Fla. • Windermere HS

99

CAREER STATS

| Year | ERA | W-L | APP | GS | CG | SHO | SV | IP | H | R | ER | BB | SO | 2B | 3B | HR | BF | B.AVG | WP | HBP | BK | SF | SH |
|-------|------|-----|-----|----|----|-----|----|-----|----|---|----|----|----|----|----|----|----|-------|----|-----|----|----|----|
| 2025 | 1.45 | 3-0 | 7 | 0 | 0 | 0/3 | 0 | 9.2 | 11 | 2 | 2 | 0 | 2 | 2 | 0 | 0 | 39 | .289 | 0 | 1 | 0 | 0 | 0 |
| TOTAL | 1.45 | 3-0 | 7 | 0 | 0 | 0/3 | 0 | 9.2 | 11 | 2 | 2 | 0 | 2 | 2 | 0 | 0 | 39 | .289 | 0 | 1 | 0 | 0 | 0 |

SEASON HIGHS

| Category | No. | Opponent (Last) | Date |
|----------------|-----|---------------------|---------|
| Innings | 2.1 | Southern Miss | 2/15/25 |
| Longest Start | 0.0 | - | - |
| Shortest Start | 0.0 | - | - |
| Longest Relief | 2.1 | Southern Miss | 2/15/25 |
| Hits | 4 | Missouri State | 3/2/25 |
| Runs | 1 | 2x (Ole Miss) | 3/7/25 |
| Earned Runs | 1 | 2x (Ole Miss) | 3/7/25 |
| Walks | 0 | 7x (Ole Miss) | 3/7/25 |
| Strikeouts | 1 | 2x (Missouri State) | 3/2/25 |
| Pitches | 40 | Southern Miss | 2/15/25 |

CAREER HIGHS

| Category | No. | Opponent (Last) | Date |
|----------------|-----|---------------------|---------|
| Innings | 2.1 | Southern Miss | 2/15/25 |
| Longest Start | 0.0 | - | - |
| Shortest Start | 0.0 | - | - |
| Longest Relief | 2.1 | Southern Miss | 2/15/25 |
| Hits | 4 | Missouri State | 3/2/25 |
| Runs | 1 | 2x (Ole Miss) | 3/7/25 |
| Earned Runs | 1 | 2x (Ole Miss) | 3/7/25 |
| Walks | 0 | 7x (Ole Miss) | 3/7/25 |
| Strikeouts | 1 | 2x (Missouri State) | 3/2/25 |
| Pitches | 40 | Southern Miss | 2/15/25 |

PLAYER PROFILE

- » Posted a 0.68 ERA with 147 strikeouts while limiting opponents to a .172 batting average while posting a 15-2 record as a senior while leading Windermere High School to a 23-5 record and FHSAA Class 7A State Semi-final appearance.
- » Tallied a 1.03 ERA and 0.81 WHIP with 102 strikeouts and only 11 walks as a junior in 2023.
- » Played travel ball with Tennessee Mojo Fisher.
- » Recorded a 1.44 ERA while going 11-5 with 115 strikeouts as a sophomore
- » As a freshman in 2021, she threw 13 games and in 70 innings had a 0.80 ERA with a 0.80 WHIP and a K's to walk ratio of 7.125
- » Played varsity as a sixth grader at Windermere High School in Windermere, Fla.
- » Cousin is former Oklahoma catcher and three-time All-American Jessica Shults
- » Is a fan of the Atlanta Braves and enjoys wakesurfing in her free time.
- » Was a National Honor Society member in high school.


CAREER HONORS

- » No. 23 Overall Player Extra Inning Softball (2024)
- » Orlando Sentinel Player of the Year (2024)


GAME-BY-GAME

| Date | Opponent | GS | IP | H | R | ER | BB | SO | 2B | 3B | HR | WP | BK | HBP | IBB | Score | W-L | Sv | ERA | NP |
|--------|------------------|-----|-----|----|---|----|----|----|----|----|----|----|----|-----|-----|-------|-----|----|------|----|
| Feb 07 | vs Lipscomb | 1.0 | 1 | 0 | 0 | 0 | 0 | 0 | 0 | 0 | 0 | 0 | 0 | 0 | 0 | 23-0 | 0-0 | 0 | 0.00 | 13 |
| Feb 08 | vs Bradley | 2.0 | 2 | 0 | 0 | 0 | 0 | 0 | 0 | 0 | 0 | 0 | 0 | 0 | 0 | 9-1 | 1-0 | 0 | 0.00 | 19 |
| Feb 15 | vs Southern Miss | 2.1 | 1 | 0 | 0 | 0 | 0 | 1 | 0 | 0 | 0 | 0 | 1 | 0 | 0 | 12-4 | 2-0 | 0 | 0.00 | 40 |
| Feb 22 | vs Baylor | 1.0 | 1 | 0 | 0 | 0 | 0 | 0 | 0 | 0 | 0 | 0 | 0 | 0 | 0 | 8-0 | 2-0 | 0 | 0.00 | 20 |
| Mar 01 | IOWA | 1.0 | 0 | 0 | 0 | 0 | 1 | 0 | 0 | 0 | 0 | 0 | 0 | 0 | 0 | 12-0 | 2-0 | 0 | 0.00 | 9 |
| Mar 02 | MISSOURI STATE | 2.0 | 4 | 1 | 1 | 0 | 1 | 0 | 0 | 0 | 0 | 0 | 0 | 0 | 0 | 13-2 | 3-0 | 0 | 0.75 | 38 |
| Mar 07 | at Ole Miss | 0.1 | 2 | 1 | 1 | 0 | 0 | 1 | 0 | 0 | 0 | 0 | 0 | 0 | 0 | 1-9 | 3-0 | 0 | 1.45 | 6 |
| Totals | | 0 | 9.2 | 11 | 2 | 2 | 0 | 2 | 2 | 0 | 0 | 0 | 1 | 0 | 0 | 78-16 | 3-0 | 0 | 1.45 | - |

2025 ARKANSAS RAZORBACKS




1
RAIGAN KRAMER
Sr. • 5-4 • L/R
OF • Topeka, Kan.
Reagan




4
REIS BEUERLEIN
Jr. • 5-9 • R/R
RHP • Cave Creek, Ariz.
BUR-line



5
ASHTYN REICHARDT
Fr. • 5-7 • L/L
OF • Katy, Texas




6
ELLA MCDOWELL
Fr. • 5-6 • R/R
INF • Richmond, Texas



7
COURTNEY DAY
Sr. • 5-10 • R/R
UTL • Pearland, Texas



11
ROBYN HERRON
Jr. • 5-10 • R/L
LHP • Tampa, Fla.
Heron




12
PAYTON BURNHAM
Fr. • 5-8 • R/R
RHP/UTL • Eugene, Ore.




13
KASEY WOOD
So. • 5-8 • R/R
UTL • Bentonville, Ark.



14
KARLIE DAVISON
Jr. • 5-8 • R/R
INF • Torrance, Calif.



16
RAMSEY WALKER
Sr. • 5-7 • R/R
OF • Shreveport, La.



17
KENNEDY MILLER
So. • 5-8 • R/R
C • Georgetown, Texas



21
AVA CARTER
Fr. • 5-6 • L/R
OF • Paragould, Ark.



23
REAGAN JOHNSON
Jr. • 5-4 • L/R
OF • Karnes City, Texas



25
CAM HARRISON
Fr. • 6-0 • R/R
RHP/UTL • Brookshire, Texas



26
ATALYA RIJO
Jr. • 5-7 • L/R
INF • Horseheads, N.Y.
Uh-TAL-ia RE-ho




28
CARLEE RATCLIFF
Sr. • 5-5 • R/R
UTL • New Boston, Texas




34
JAYDEN RAMOS
Fr. • 5-10 • R/R
UTL • Fresno, Calif.




45
JAYDEN WELLS
So. • 5-6 • R/R
UTL • Paris, Ark.



46
KAILEY WYCKOFF
Jr. • 5-7 • L/L
UTL • Katy, Texas
Why-KOFF



77
BRI ELLIS
Sr. • 5-10 • R/R
INF • Houston, Texas



99
LEXI KING
Fr. • 5-8 • R/R
RHP • Windmere, Fla.



COURTNEY DEIFEL
Head Coach • 3rd Base Coach
10th Season



MATT MEUCHEL
Asst. Coach • Umpire Appeals
Ninth Season



DJ GASSO
Asst. Coach
Second Season



DANIELLE GIBSON WHORTON
Asst. Coach
Second Season