

ARKANSAS SOFTBALL GAME NOTES

2025 SCHEDULE

OVERALL: 20-5 | SEC: 1-4

H: 5-0 | A: 3-2 | N: 12-1 | T10: 0-3 | TOP 25: 1-5

GAME 26 | MARCH 16 | vs. OKLAHOMA | 11 A.M. (DH)

SEC NETWORK ||| MARCH 15 ||| FAYETTEVILLE, ARK. ||| BOGLE PARK

DATE	OPPONENT	LOCATION	TIME/RESULT
F6	at Texas State %	San Marcos, Texas	W, 3-1
F7	vs. Lipscomb %	San Marcos, Texas	W, 23-0 (5)
F7	vs. Bradley %	San Marcos, Texas	W, 3-1
F8	vs. Bradley %	San Marcos, Texas	W, 9-1 (6)
F8	vs. San Diego %	San Marcos, Texas	W, 2-1
F14	vs. ULM †	Ruston, La.	W, 11-2 (6)
F14	at Louisiana Tech †	Ruston, La.	W, 9-1 (5)
F15	vs. Southern Miss †	Ruston, La.	W, 12-4 (6)
F16	vs. Southern Miss †	Ruston, La.	W, 12-3 (5)
F16	vs. ULM †	Ruston, La.	W, 10-0 (5)
F20	vs. Rutgers §	Cathedral City, Calif.	W, 10-0 (5)
F20	vs. Cal State Fullerton §	Cathedral City, Calif.	W, 10-0 (5)
F21	vs. Loyola Marymount §	Cathedral City, Calif.	W, 6-2
F22	vs. Baylor §	Cathedral City, Calif.	W, 8-0 (5)
F22	vs. No. 4 UCLA §	Cathedral City, Calif.	L, 9-1 (6)
F28	Iowa ^	Fayetteville	W, 9-0 (5)
F28	Illinois ^	Fayetteville	W, 12-4 (6)
M1	Iowa ^	Fayetteville	W, 12-0 (5)
M1	Illinois ^	Fayetteville	W, 10-1 (6)
M2	Missouri State ^	Fayetteville	W, 13-2 (5)
M7	at Ole Miss*	Oxford, Miss.	L, 9-1 (6)
M8	at Ole Miss*	Oxford, Miss.	L, 9-3
M9	at Ole Miss*	Oxford, Miss.	W, 20-3 (5)
M15	Oklahoma*	Fayetteville	L, 7-0
M15	Oklahoma*	Fayetteville	L, 6-4
M16	Oklahoma*	Fayetteville	11 a.m.
M18	Central Arkansas	Fayetteville	11:30 a.m.
M22	at Tennessee*	Knoxville, Tenn.	4:30 p.m.
M23	at Tennessee*	Knoxville, Tenn.	11 a.m.
M24	at Tennessee*	Knoxville, Tenn.	6 p.m.
M28	Kentucky*	Fayetteville	6 p.m.
M29	Kentucky*	Fayetteville	4 p.m.
M30	Kentucky*	Fayetteville	Noon
A4	at Florida*	Gainesville, Fla.	5 p.m.
A5	at Florida*	Gainesville, Fla.	4 p.m.
A6	at Florida*	Gainesville, Fla.	1 p.m.
A7	at North Florida	Jacksonville, Fla.	TBA
A11	South Carolina*	Fayetteville	6 p.m.
A12	South Carolina*	Fayetteville	7 p.m.
A13	South Carolina*	Fayetteville	1 p.m.
A15	at Central Arkansas	Conway, Ark.	TBA
A18	Colorado State	Fayetteville	2:30 p.m.
A18	Colorado State	Fayetteville	5 p.m.
A19	Colorado State	Fayetteville	10:30 a.m.
A25	at Texas A&M*	College Station, Texas	6 p.m.
A26	at Texas A&M*	College Station, Texas	4 p.m.
A27	at Texas A&M*	College Station, Texas	Noon
M1	LSU*	Fayetteville	6 p.m.
M2	LSU*	Fayetteville	6 p.m.
M3	LSU*	Fayetteville	1 p.m.
M6	SEC Tournament	Athens, Ga.	TBA
M7	SEC Tournament	Athens, Ga.	TBA
M8	SEC Tournament	Athens, Ga.	TBA
M9	SEC Tournament	Athens, Ga.	TBA
M10	SEC Tournament	Athens, Ga.	TBA

% Texas State Tournament | † LA Tech Tournament

§ Mary Nutter Classic | ^ Wooo Pig Classic

& Razorback Rumble | * SEC games

@ NCAA Tournament

Home games played at Bogle Park | Times central/subject to change



25-0
5-0 SEC

#1 OKLAHOMA SOONERS

In the Polls.....2 (SA) | 1 (D1Softball)
.....1 (ESPN/USA SOFTBALL) | 1 (NFCA)
Head Coach.....Patty Gasso
Career Record.....1,539-352-5 (31st Season)
Record at Oklahoma.....Same



20-5
1-4 SEC

#12/15 ARKANSAS RAZORBACKS

In the Polls.....18 (SA) | 19 (D1Softball)
.....15 (ESPN/USA SOFTBALL) | 12 (NFCA)
Head Coach.....Courtney Deifel
Career Record.....362-197 (11th Season)
Record at Arkansas.....335-170 (10th Season)

RAZORBACK NOTABLES

>> The Arkansas Razorbacks are 20-5 and looking to win their second-straight series finale in SEC play. The Hogs fell to No. 1 Oklahoma 7-0 and 6-4 in both games of a doubleheader yesterday afternoon.

>> The Hogs are 5-2 at Bogle Park this season and own a 184-73 (.719) at Bogle Park since Courtney Deifel took over the program in 2016.

>> Junior left-hander **Robyn Herron** is 7-3 this season with a 2.33 ERA and team-best 62 strikeouts in 51.0 innings pitched while limiting opposing hitters to a .153 batting average. Herron entered the week, ranking sixth nationally in hits allowed per 7 inn. (3.26) and 11th in shutouts (3). She has carried a no-hitter into the fifth inning in four of her last eight starts, highlighted by a no-hitter against ULM on Feb. 16 in which she struck out 11 batters in her five innings of work in a 10-0 win.

>> As of March 10, Senior first baseman **Bri Ellis** is tied for the national lead with 13 home runs this season, sharing the spot with Taylor Shumaker of Florida and is the national leader in on-base percentage (.683) and slugging percentage (1.396) She was only the second DI player since 2012 to lead the NCAA in all three categories joining Louisiana Lafayette's Lexie Elkins who accomplished the feat in 2016.

>> 2B **Karlie Davison** is coming off an impressive weekend at the plate in which she hit .444 with four hits, including a double and triple while being hit by a pitch twice at Ole Miss.

>> **Courtney Day** (36) and **Bri Ellis** (40) had combined for more RBI (76) than 117 Division I programs this season, entering this week. Individually, Ellis had more RBI than 29 DI programs while Day had more than 21.

>> UTL **Kailey Wyckoff** is batting .342 this season with 25 hits, 17 RBI, seven doubles, three homers, 27 runs scored and a .452 on-base percentage.

>> Senior left fielder **Raigan Kramer** is batting .429 this season with 21 hits, 13 RBI, three doubles, a homer, 24 runs scored and a .577 on-base percentage to go along with 19 walks.

>> Arkansas UTL **Courtney Day** has made a statement in her return to college softball by batting .359 with eight home runs, 23 hits, 19 runs scored and 36 RBI while drawing 11 walks and posting an impressive .875 slugging percentage and a .462 on-base percentage. She ranked eighth nationally in RBI per game entering the week.

>> The Razorbacks have been ranked in the Top 25 of the NFCA Coaches poll for a program-best 77 consecutive weeks dating back to the start of the 2020 season. Arkansas is one of seven programs nationally to have appeared in the Top 25 of every NFCA Coaches Poll since the start of the 2020 season joining, Oklahoma, Florida, UCLA, Oklahoma State, Alabama and Florida State.

BY THE NUMBERS



.355	213	219	92	23-25	2.76	.94
AVG.	RUNS	HITS	XBH	SB-ATT	ERA	OPP. AVG.
.341	218	212	98	41-47	1.77	.193

2025 ARKANSAS RAZORBACKS SOFTBALL ROSTER

NUMERICAL ROSTER

#	NAME	POS.	B/T	CLASS	HT.	PREVIOUS SCHOOL	HOMETOWN
1	Raigan Kramer	OF	L/R	Sr.	5-4	Seaman HS	Topeka, Kan.
4	Reis Beuerlein	RHP	R/R	Jr.	5-9	Pinnacle HS/Mississippi State	Cave Creek, Ariz.
5	Ashtyn Reichardt	OF	L/L	Fr.	5-7	Katy HS	Katy, Texas
6	Ella McDowell	INF	R/R	Fr.	5-6	Foster HS	Richmond, Texas
7	Courtney Day	UTL	R/R	Sr.	5-10	Glenda Dawson HS/Texas	Pearland, Texas
11	Robyn Herron	LHP	R/L	Jr.	5-10	Sickles HS	Tampa, Fla.
12	Payton Burnham	RHP/UTL	R/R	Fr.	5-8	Sheldon HS	Eugene, Ore.
13	Kasey Wood	UTL	R/R	So.	5-8	Bentonville HS	Bentonville, Ark.
14	Karlie Davison	INF	R/R	Jr.	5-8	Chadwick HS/Utah	Torrance, Calif.
16	Ramsey Walker	OF	R/R	Fr.	5-7	Calvary-Baptist Academy	Shreveport, La.
17	Kennedy Miller	C	R/R	So.	5-8	Georgetown HS	Georgetown, Texas
21	Ava Carter	OF	L/R	Fr.	5-6	Greene County Tech HS	Paragould, Ark.
23	Reagan Johnson	OF	L/R	Jr.	5-4	Karnes City HS	Karnes City, Texas
25	Cam Harrison	RHP/UTL	R/R	Fr.	6-0	Katy HS	Brookshire, Texas
26	Atalyia Rijo	INF	L/R	Jr.	5-7	Corning-Painted Post HS	Horseheads, N.Y.
28	Carlee Ratcliff	UTL	R/R	Sr.	5-5	New Boston HS/Texas	New Boston, Texas
34	Jayden Ramos	INF	R/R	Fr.	5-10	Central HS	Fresno, Calif.
45	Jayden Wells	UTL	R/R	So.	5-6	Paris HS	Paris, Ark.
46	Kailey Wyckoff	UTL	L/L	Jr.	5-7	Katy HS/Texas Tech	Katy, Texas
77	Bri Ellis	INF	R/R	Sr.	5-10	Memorial HS/Auburn	Houston, Texas
99	Lexi King	RHP	R/R	Fr.	5-8	Windermere HS	Windermere, Fla.

COACHING STAFF

Head Coach	Courtney Deifel (California, 2003) - 10th Season
Assistant Coach	Matt Meuchel (Arizona State, 2000) - 9th Season
Assistant Coach	DJ Gasso (Bradley, 2017) - Second Season
Assistant Coach	Danielle Gibson Whorton (Arkansas, 2022) - Second Season
Graduate Assistant	Paytience Holman (SEMO, 2024) - First Season
Graduate Assistant	Mariah Lopez (Utah, 2024) - First Season

SUPPORT STAFF

Sport Administrator	Dan Trump (Cal, 1992)
Director of Operations	Dan Bartosik (Arkansas, 2015)
Athletic Trainer	Andrew Kreis (Texas State, 2014)
SID	Hunter Corneliusen (Kansas State, 2020)
Creative	Meaghan Frazier (Minnesota, 2020)
Sports Nutrition	Abby Burns (Wisconsin Platteville, 2021)

PRONUNCIATION GUIDE

#1 Raigan Kramer	Reagan
#4 Reis Beuerlein	Reese BUR-line
#5 Ashtyn Reichardt	RIKE-hard
#11 Robyn Herron	Heron
#26 Atalyia Rijo	Uh-TAL-ia RE-ho
#46 Kailey Wyckoff	Why-KOFF
Courtney Deifel	DIE-ful
Matt Meuchel	Michael
DJ Gasso	Gas-OH
Danielle Gibson Whorton	Horton

ALPHABETICAL ROSTER

#	NAME	POS.
4	Reis Beuerlein	RHP
12	Payton Burnham	RHP/UTL
21	Ava Carter	UTL
14	Karlie Davison	INF
7	Courtney Day	UTL
77	Bri Ellis	INF
25	Cam Harrison	RHP/UTL
11	Robyn Herron	LHP
23	Reagan Johnson	OF
99	Lexi King	P
1	Raigan Kramer	OF
6	Ella McDowell	INF
17	Kennedy Miller	C
34	Jayden Ramos	INF
28	Carlee Ratcliff	UTL
5	Ashtyn Reichardt	OF
26	Atalyia Rijo	INF
16	Ramsey Walker	OF
45	Jayden Wells	UTL
13	Kasey Wood	RHP/UTL
46	Kailey Wyckoff	UTL

RAZORBACKS BY CLASS

SENIORS (4)

Courtney Day, Bri Ellis, Raigan Kramer, Carlee Ratcliff

JUNIORS (6)

Reis Beuerlein, Karlie Davison, Robyn Herron, Reagan Johnson, Atalyia Rijo, Kailey Wyckoff

SOPHOMORES (3)

Kennedy Miller, Jayden Wells, Kasey Wood

FRESHMAN (8)

Payton Burnham, Ava Carter, Cam Harrison, Lexi King, Ella McDowell, Jayden Ramos, Ashtyn Reichardt, Ramsey Walker

RAZORBACKS BY STATE

TEXAS (9)

Courtney Day, Bri Ellis, Cam Harrison, Reagan Johnson, Ella McDowell, Kennedy Miller, Carlee Ratcliff, Ashtyn Reichardt, Kailey Wyckoff

ARKANSAS (3)

Ava Carter, Jayden Wells, Kasey Wood

ARIZONA (1)

Reis Beuerlein

LOUISIANA (1)

Ramsey Walker

CALIFORNIA (2)

Karlee Davison, Jayden Ramos

FLORIDA (2)

Robyn Herron, Lexi King

KANSAS (1)

Raigan Kramer

OREGON (1)

Payton Burnham

NEW YORK (1)

Atalyia Rijo

2025 TEAM QUICK FACTS

TEAM INFORMATION

2024 Overall Record.....	37-18
2024 SEC Record.....	14-10
2024 SEC Finish.....	4th
2024 NCAA Postseason	Regionals
Home Record	19-11
Away Record	6-2
Neutral Record.....	12-5
Student-Athletes Returning/Lost	12/12
Starters Returning/Lost.....	5/4
Newcomers	11

COACHING STAFF

Head Coach.....	Courtney Deifel (10th Season)
Record at Arkansas.....	335-170 (.662)
Career Record.....	362-197 (.641)
Assistant Coach.....	Matt Meuchel (Ninth Season)
Assistant Coach.....	DJ Gasso (Second Season)
Assistant Coach.....	Danielle Gibson Whorton (Second Season)
Graduate Manager.....	Mariah Lopez (First Season)
Graduate Manager.....	Paytience Holman (First Season)
Director of Operations	Dan Bartosik (Third Season)

TEAM HISTORY

First Year of Program.....	1997
All-Time Record	857-802 (.517)
All-Time SEC Record	278-449 (.383)
SEC Championships/Last	2 (2022)
SEC Tournament Championships.....	2022
NCAA Appearances/Last.....	13 (2024)
Highest Preseason Rank.....	6/7 (2023)
Highest Preseason SEC.....	3rd (2023/2022)
Highest In-Season Rank	4 (ESPN/NFCA) (Wk 2, 2023)

UNIVERSITY INFORMATION

Location	Fayetteville, Ark.
Founded	March 27, 1871
Enrollment	27,558
Nickname	Razorbacks
School Colors	Cardinal and White
Conference.....	Southeastern (SEC)
Chancellor	Dr. Charles F. Robinson
Vice Chancellor/Director of Athletics	Hunter Yurachek
Faculty Athletic Representative	Paul Adams
University Website	www.uark.edu
Athletics Website	ArkansasRazorbacks.com

FACILITY INFORMATION

Home Field.....	Bogle Park
Opened.....	2009
Dimensions.....	(LF - 200, CF - 220, RF - 200)
Chair-back Seats.....	1,200

COMMUNICATIONS

Assistant Director (SB Contact)	Hunter Corneliusen
Email.....	hc068@uark.edu
Cell.....	479-380-2194
Assistant AD for Communications	Kyle Parkinson

Mailing Address
Razorback Communications
PO Box 7777
Fayetteville, AR 72702-7777

Overnight Address
Razorback Communications
1240 W. Leroy Pond Dr.
Fayetteville, AR 72701

MONDAY 10	TUESDAY 11	WEDNESDAY 12	THURSDAY 13	FRIDAY 14	SATURDAY 15	SUNDAY 16
OFF	MEDIA Courtney Deifel DJ Gasso Karlie Davison Kailey Wyckoff				vs. Oklahoma L, 7-0 L, 6-4	vs. Oklahoma 11 a.m. SEC Network

ARKANSASRAZORBACKS.COM

For updated game notes, statistics, stories, photos, fan information, tickets, latest information on Razorback Softball, please visit arkansasrazorbacks.com/softball.

MEDIA AVAILABILITY

Above is a general weekly schedule of media availability for the Arkansas Softball team. All interview requests should be made to Arkansas Assistant Communications Director Hunter Corneliusen at least 24 hours in advance. All media availability times are subject to change. Members of the media are expected to adhere to these policies at all times. Please contact Hunter Corneliusen for any changes in the schedule.

COACH/PLAYER AVAILABILITY

Coach Deifel assistant coaches and select student-athletes are available for interviews by contacting Hunter Corneliusen. Specific interview request should be made at least 24 hours in advance to ensure availability. Additional requests will be granted based on student-athlete availability throughout the week.

Postgame interviews with Coach Deifel and select players will be conducted on zoom following the home games at Bogle Park. If there is multiple games during a day it will take place after the Razorbacks' final game.

SOCIAL MEDIA

Arkansas fans can access the most in-depth information regarding Razorback Softball through social media opportunities available online.

- **X** - @RazorbackSB - Direct coverage of Arkansas Softball
- **Instagram** - @razorbacksb - Photos and video
- **Facebook** - Arkansas Razorbacks Softball - Latest news
- **X** - @ArkRazorbacks - General athletic department information

GAME DAY / PRESS SERVICES

Press releases, statistics and game information will be available throughout the season on arkansasrazorbacks.com/softball. Credentialed, local and national media members may request to be added to email lists to automatically receive up-to-date information on Razorback Softball. Notes and statistics will be available digitally on game days. Wireless internet is available to all credentialed media members and game day personnel. Media and personnel interested in obtaining Wifi information need to contact assistant communications director Hunter Corneliusen.

CREDENTIALS

Media Members wishing to cover Arkansas Softball should contact Hunter Corneliusen at least 48 hours prior to each home contest/series. All credentials will be issued on a game-to-game/series-to-series basis. Credentials will be available for pick up on game days at Ticket Office Will Call which is located at the main gate behind home plate at Bogle Park.



POWER IN THE PORTAL

Since taking over the program in 2016, head coach Courtney Deifel and her coaching staff have had tremendous success in the recruitment of players through the transfer portal.

>> Deifel has made 22 transfer portal additions during her time at Arkansas. Six Razorbacks on the 2025 roster arrived in Fayetteville by way of the transfer portal: Reis Beuerlein (2024, Mississippi State), Courtney Day (2025, Texas), Karlie Davison (2025, Utah), Bri Ellis (2024, Auburn), Carlee Ratcliff (2024, Texas) and Kailey Wyckoff (2025, Texas Tech).

Transfers under Courtney Deifel have accounted for:

- >> 8 NFCA All-America selections
- >> 14 NFCA All-Region honors
- >> 12 All-SEC Selections
- >> 1 SEC Player of the Year (*KB Sides*)
- >> 1 SEC Pitcher of the Year (*Chenise Delce*)

>> 11 of the 18 portal additions under Deifel that completed a season at Arkansas, experienced an increase in both wins and winning percentage in their first season as a Hog compared to their last at their previous program.

>> 11 of the Razorbacks' 14 transfer position players set single-season career highs in at least one offensive statistical category while eight set single-season career highs in four or more offensive categories.

BRI BOMBS

Bri Ellis is one of the most heralded sluggers in the nation in 2025. She is batting .525 with 13 home runs, 40 RBI, 76 total bases, 31 runs scored while posting a 1.288 slugging percentage and a .663 OBP. While her 61 career home runs are the most among all active DI players.

- >> Ellis hit .500 during a three-game series at Ole Miss while collecting four hits, four runs scored, two homers, seven RBI and three walks. She tied a career-high with five RBI in a 20-3 series finale win (March 9).
- >> During the Wooo Pig Classic, Ellis hit .500 and posted a .778 on-base percentage, reaching base 14 times while only registering eight official at-bats. Ellis hit two home runs while drawing nine walks, five of which came intentionally (Feb. 28-March 2).
- >> She batted .538 with two home runs, four RBI and seven hits during the Hogs' 4-1 weekend at the Mary Nutter Collegiate Classic (Feb. 20-22).
- >> Ellis had a career weekend during the Razorbacks 5-0 showing at the LA Tech Classic (Feb. 14-16). The senior first baseman batted .667 with eight hits, three doubles, four home runs, 15 RBI, seven runs scored and five walks while posting a 1.917 slugging percentage and .722 on-base percentage. She recorded four multi-hit and four multi-RBI games. Seven of Ellis' eight hits went for extra bases and she did not strikeout once during her 18 plate appearances in the five contests.
- >> In a 12-4 (6 inn.) win over Southern Miss, the right-handed slugger drove in a career-high five runs courtesy of a three-run home run and a two-run home run. The two-homer performance marked her fourth career multi-home run game and was her first as a Razorback.
- >> She was named SEC Player of the Week (Feb. 17) and National Player of the Week by DI Softball.
- >> In a 12-4 (6 inn.) win over Southern Miss, the right-handed slugger drove in a career-high five runs courtesy of a three-run home run and a two-run home run. The two-homer performance marked her fourth career multi-home run game and was her first as a Razorback (Feb. 15).
- >> In a 2-1 win over San Diego, Ellis had a bases-loaded walk-off single to deep right-centerfield. She also hit a two-run home run in a 9-1 (6 inn.) win over Bradley earlier in the day (Feb. 8).
- >> Ellis blasted a solo home run in her first at-bat of the season at Texas State on Feb. 6, 2025 and then followed it up the next day with a two-run blast in the record-breaking 23-0 win over Lipscomb (Feb. 7).
- >> She led Arkansas in slugging percentage (.651), on-base percentage (.444), runs scored (36), home runs (14), RBI (47) and total bases (97) in 2024 while earning first-team SEC and NFCA All-Region honors and being named a Second-Team NFCA All-American.

HOME SWEET BOGLE

Bogle Park was the place to be in 2024, as a program-record 97,744 fans walked through the gates. All 10 of Bogle Park's all-time top 10 single-game attendance marks were also set in 2024. Arkansas played in front of home crowds of 3,000+ in 21 of its 27 regular season games at Bogle Park.



Arkansas' transfer portal class ranked No. 9 in the country, per DI Softball on Aug. 20, 2024, prior to the signing of Texas transfer and 2022 WCWS All-Tournament performer Courtney Day.

>> Arkansas is just one of three programs to rank in the top five in single-season attendance every year since COVID, joining the likes of Alabama and LSU.

>> The Razorbacks have ranked in the top three nationally in total home attendance in back-to-back seasons and have finished in the top five in national total attendance in each of their past five seasons at Bogle Park.

>> On May 4, 2024, Arkansas broke its single-game attendance record, with 3,937 in attendance for game three vs. Ole Miss.

>> In 2024, the Hogs have accumulated the third-highest cumulative attendance across NCAA softball (89,982). Arkansas averaged 3,333 fans per game.

>> Bogle Park hosted the highest attended SEC Softball Tournament in 2023 with 16,937 in the stands May 9-13, shattering Florida's previous record of 13,201 in 2022.

>> Between the 2022 and 2023 campaigns, Bogle Park drew crowds of 3,000+ 16 separate times.

>> Since its gates opened in 2009, Bogle Park has welcomed 456,428 fans through the turnstiles. Of those 456,428 fans 371,659 (81.42%) have come during head coach Courtney Deifel's tenure (2016-present).

>> Bogle Park was recognized by the National Fastpitch Coaches Association (NFCA) as the Netting Professionals/NFCA DI Field of the Year in 2022.

MILLER TIME

Sophomore catcher Kennedy Miller quickly established herself as one of the best freshmen in the country during the 2024 season. She is batting .255 with two long balls and 13 RBI this season.

>> Named a DI Softball and Softball America Freshman All-American in addition to being named a Top-25 Finalist for the TUCCI/NFCA Freshman of the Year and earning NFCA First-Team All-South Region honors.

>> Miller started 52 games at catcher, batting .331 with 45 hits, eight home runs, five doubles, two triples, nine walks, 36 RBI and 23 runs scored. She finished second on the team in batting average and fourth on the team in home runs while ranking second on the team in multi-hit games (14) and recording eight multi-RBI games.

>> Her eight home runs were the most by an Arkansas freshman since Kacie Hoffman also belted eight in 2022.

THE HEAD HOG

Head coach Courtney Deifel is the program's all-time wins leader.

WINNINGEST ARKANSAS HEAD COACHES

Rank	Coach	Record	Years	NCAA Appearances
1.	Courtney Deifel	335-170	2016-pres.	7
2.	Carrie Dever-Boaz	244-274-1	1997-2004	2
3.	Mike Larabee	149-181	2010-2015	2
4.	Jamie Pinkerton	130-179	2005-2009	2

>> Deifel has won 335 games through 10 seasons at the helm in Fayetteville. In the previous 10 years before Deifel, Arkansas only won 251 contests. From 2003-2015 (13 seasons), Arkansas had only won 321 games.

PRESEASON PRESENCE

» Senior first baseman Bri Ellis and junior utility star Kailey Wyckoff garnered many preseason honors ahead of the 2025 season.

» Both were named preseason All-SEC in a vote by the league's coaches on Jan. 30. They also were named Preseason Top 100 players by both Softball America and D1Softball.

» Wyckoff earned Preseason Second-Team All-America honors from D1Softball at the utility position.

THE FRIENDLY CONFINES

» Since 2017, Arkansas is 155-41 (.789) at Bogle Park during the regular season.

» Arkansas is 184-71 (.719) at Bogle Park since Courtney Deifel took over the program in 2016.

MEUCHEL IS MASTER OF DEFENSE

» Assistant Coach Matt Meuchel joined the Razorbacks' coaching staff prior to the 2017 season and completed his eighth season in Fayetteville in 2024. Meuchel is one of the sport's leaders in analytics and also coordinates the Razorbacks defense. All five of the Hogs' top-five single-season fielding percentages have come under his watch.

» Arkansas has posted a program-record .983 fielding percentage this season with 10 errors in 598 chances through 23 games. The Hogs' .983 fielding percentage entering the week ranked second nationally. Arkansas has not committed errors in 17 of its 23 games this season.

» In 2024, Meuchel and assistant coach Danielle Gibson helped guide Arkansas to a program-record .978 fielding percentage which led the SEC and ranked ninth nationally.

SOOIE SPINNERS

» The Razorbacks own a 2.76 ERA this season while striking out 160 batters and limiting opponents to a .194 batting average in 130.1 innings pitched.

» Arkansas has registered 39 shutouts since the start of the 2023 season. The Razorbacks are one of only nine programs to rank in the top 20 nationally in shutouts in 2023 and 2024, joining the likes of Oklahoma, Boston, Oklahoma State, Tennessee, Stanford, Alabama, South Dakota State and Cal State Fullerton.

» Arkansas entered the week ranked 18th nationally with seven shutouts this season and ranked 19th nationally in shutouts in 2024 with 14 and 17th nationally in 2023 with 17.

» The Razorbacks have posted 11+ shutouts in each of the last four seasons, one of just 16 programs nationally to accomplish the feat.

BOGLE BOMBERS

The long ball has been a staple in the success of Arkansas Softball during the Courtney Deifel era (2016-present).

» Arkansas has hit 566 home runs since Deifel took over the helm in 2016 which accounts for 51.0% of home runs in program history. In the 10 years prior to Deifel's arrival, Arkansas teams belted 437 round trippers.

» Entering the week, the Razorbacks' 554 home runs since 2017 rank second among SEC members during that time span and third among current SEC members trailing only Oklahoma (899) and Georgia (606).

» Six of the Hogs' single-season top-10 home run marks have been accomplished during Deifel's tenure, including the three best in program history (2022: 109, 2021: 95, 2023: 69).

» The Razorbacks' program record 109 home runs in 2022 were the second-most by a team in a single-season in SEC history at the time.

ROAD HOGS

Since 2020, the Razorbacks have excelled on the road with a record of 59-21 (.753) which is the second-best mark of all current SEC members, trailing only Oklahoma (65-6, .915).

» With Arkansas' road series victory at No. 7 LSU on April 26-28, 2024, the Hogs have won 15 of their last 17 SEC road series which is the best mark among all SEC members during that time span (2021-present).

» From 1997-2020, the program had only won 17 SEC road series. Over the last four seasons, Arkansas has won 15 conference road series to go along with two SEC Titles.

» The Hogs recorded two top-10 ranked SEC road series wins last season and have accounted for three top-10 road series wins in league play over the past three seasons.

» Additionally, Arkansas has posted a 79-28 (.738) record in the Courtney Deifel era (2016-present) in neutral site games.



AMONG THE ELITE

» The Razorbacks have been ranked in the Top 25 of the NFCA Coaches poll for a program-best 77 consecutive weeks dating back to the start of the 2020 season. Arkansas is one of seven programs nationally to have appeared in the Top 25 of every NFCA Coaches Poll since the start of the 2020 season, joining Oklahoma, Florida, UCLA, Oklahoma State, Alabama and Florida State.

RAES

» Reagan Johnson is the all-time program leader in career batting average at .378 while ranking fourth in career on-base percentage (.427), eighth in career triples (6) and fifth in career stolen bases (43).

» Johnson entered the 2025 season as one of six active Division I players with 73+ hits in each of the previous two seasons, joining D'Auna Jennings (Duke), Kendra Falby (Florida), Korbe Otis (Florida), Mia Scott (Texas) and Paige Rocha (SIU-Edwardsville). Of the six players to accomplish the feat, Johnson and Jennings are the only non-seniors entering the 2025 season.

» Johnson is the only Razorback in program history with multiple 70+ hit seasons with 73 in 2024 and 79 in 2023. In 2024, she became one of four Razorbacks in program history to post an on-base percentage of .426 or better while registering 70+ hits in a season, joining Danielle Gibson (2022), KB Sides (2022) and Hannah McEwen (2019).

» She earned First-Team All-SEC and NFCA First-Team All-South Region in 2024 after batting a team-best .380 with 73 hits, four doubles, one triple, 11 RBI, 35 runs scored and 79 total bases to go along with a team-high 12 stolen bases. She ranked fourth in the SEC and 33rd nationally in hits (73) in addition to ranking fifth among all SEC players in batting average (.380).

» Her sophomore year batting average of .380 and her freshman year average of .378 rank sixth and seventh respectively in the Arkansas single-season record books while her 79 hits as a freshman and 73 hits as a sophomore were the third and fourth-most by a Hog in a single season.

» She batted a team-best .388 (66-170) against right-handed pitchers in 2024.

» Johnson is 43-47 in stolen base attempts during her career which is good for fifth all-time in program history.

» The Karnes City, Texas product checked in at No. 73 overall and ranked 27th among outfielders in the Softball America Preseason Top 100 Players List on Jan. 6.

PUTTING UP RUNS

» The Hogs' 20 runs in a 20-3 win over Ole Miss (March 9), were tied for the second-most in program history and were the most in a single game against a conference opponent and ranked opponent in program history.

MILESTONE TRACKER

- » Raigan Kramer is a walk away from ranking seventh in program history in career walks.
- » Reagan Johnson needs 11 more stolen bases to move into a tie for the fourth most all-time by a Razorback in their collegiate career.

RUN-RULING RAZORBACKS

- » Arkansas ranks second nationally with 16 run-rule wins this season.
- » The Razorbacks have tied a program record with 16 run-rule wins this season.

Year	Run-Rule W	10th W (Game)
2014	16	16th
2025	16	15th
2022	15	34th
2023	14	34th
2017	11	46th
2013	10	21st

THE BASH SISTERS

- » UTL Courtney Day (36) and 1B Bri Ellis (40) have combined for more RBI (76) than 117 Division I programs this season, entering this week. Ellis has more RBI than 29 DI programs while Day has more than 21.

- » Day and Ellis are the one of two pairs of teammates to rank in the top 10 in RBI nationally.

PUTTING UP NUMBERS

- » Senior first baseman Bri Ellis is off to one of the most impressive starts at the plate in modern NCAA Softball history.

- » Ellis entered the week leading the country in homers (13), on-base percentage (.683) and slugging percentage (1.396). She is one of only two DI players to lead the nation in all three categories through March 10 of a season since 2012. The only other player to accomplish the feat was Louisiana-Lafayette catcher Lexie Elkins in 2016.

- » The Houston product enters the week ranked among the Top 10 nationally in on-base percentage (1st, .683), HR (T-1st, 13), slugging percentage (1st, 1.396), RBI per game (2nd, 1.74), batting average (4th, .547), total bases (6th, 74), and RBI (6th, 40).

- » Through the first 20 games, her .556 batting average and .686 on-base percentage were program records (Min. 40 AB) while her 11 home runs rank third and 33 RBI rank second trailing only Nicole Schroeder drove in 40 runs in 57 at-bats during the 2017 season.

- » Through the first 10 games of the season Ellis is the only player nationally to have equal or more RBI than at-bats through the first 10 games of the season since at least 2015 (min of 20 AB).

- » Her .583 batting average, seven home runs and 24 RBI were a program record through the first 10 games of a season (Min. 15 AB). The previous program best for HR and RBI through the first 10 games of a season was Linnie Malkin, who hit six homers and drove in 21 runs in 2021.

PB12 IN GOOD COMPANY

Freshman Pitcher Payton Burnham has wasted no time frustrating opposing hitters beginning her Arkansas career with a 5-2 record and 37 strikeouts in 37.2 innings pitched. While limiting opposing hitters to a .187 batting average and posting a 2.60 ERA.

- » She was the first Razorback freshman to start her career 4-0 in the circle since Autumn Storms did so in 2017.

- » She became the first freshman pitcher to re-

cord a win in her first two pitching appearances since Mary Haff in 2018 with wins over Bradley and San Diego at the Texas State Tournament (Feb. 7-8).

- » Burnham struck out eight batters while allowing just one run on three hits and one walk during her 6.1 innings pitched in a 3-1 win over Bradley (Feb. 7). A day later, she spun two perfect innings of relief against San Diego while striking out two batters in a 2-1 win.

- » She became just the 11th freshman Arkansas pitcher to post 8+ strikeouts in a game after fanning eight batters against Bradley (Feb. 7).

MISS VERSATILITY

Arkansas continued its multi-year run of major portal additions in the summer of 2024 with the addition of Texas Tech Transfer Kailey Wyckoff.

- » Wyckoff is currently batting .342 this season with 25 hits, seven doubles, three home runs and 17 RBI while posting a .452 OBP. She reached base in each of the first 14 games this season.

- » The Katy, Texas native hit a walk-off two-run homer in a run-rule win over Iowa during the opening game of the Wooo Pig Classic (Feb. 28).

- » Down to her final strike of the game, Wyckoff kept Arkansas alive in a 2-1 walk-off win over San Diego by singling up the middle on the ninth pitch of her at-bat to drive in Raigan Kramer from second before Arkansas won the game two batters later courtesy of a Bri Ellis SAC fly (Feb. 8).

- » In her Arkansas debut, at Texas State, Wyckoff blasted a solo home run to right field in the top of the sixth inning. (Feb. 6)

- » During her two seasons at Texas Tech, Wyckoff appeared all over the field for the Red Raiders with nine or more starts at five different positions. She appeared in 51 games at catcher, 24 games in right field, 12 games in left field, 10 games at designated player and nine games at first base.

- » Entering 2025, her career batting average of .400 ranks fourth among all players with multiple seasons of collegiate playing experience at the Power 4 level and 15th nationally among all Division I players.

- » Wyckoff garnered a plethora of preseason recognition from numerous publications. She was named a Top 100 player from both DI Softball and Softball America. On Jan. 22 she was named a Preseason Second-Team All-American at the utility position from DI Softball and was ranked as the No. 3 utility player in the DI Softball position rankings.

- » In 2024 she posted a .407 batting average with 12 doubles, seven home runs and a career-high 35 RBI to earn First-Team All-Big 12 honors. She also recorded 15 multi-hit games and a team-best 24-game reached base streak.

- » As a true freshman in 2023 she became just the second individual conference award winner in Texas Tech history along with earning Second-Team All-Big 12 recognition. She hit .393 with a .740 slugging percentage thanks to 17 doubles, nine home runs, five triples and 31 RBI. She also posted 14 multi-hit games with 10 multi-RBI games.

HOGS HAVE A DAY

Arkansas finalized its 2024 roster with the addition of Texas transfer Courtney Day on Dec. 9, 2024.

- » Day has made a statement in her return to college softball after sitting out the 2024

season after transferring from Texas. Day is batting .359 with eight home runs, 23 hits, 19 runs scored and 36 RBI while drawing 11 walks and posting an impressive .875 slugging percentage and a .462 on-base percentage.

- » During the Wooo Pig Classic (Feb. 28-March 2) she drove in 15 runs while posting a .615 batting average, 1.462 slugging percentage and .667 OBP with eight hits, three doubles, two homers, a triple, four walks and five runs score.

- » Day drove in a career-high six runs while hitting a grand slam in a 12-4 win over Illinois (Feb. 28). She became the first Hog to drive in 6+ runs in a game since Rylin Hedgecock drive in seven in a win over Kentucky on April 22, 2023.

- » She belted her sixth home run of the season in a win over Loyola Marymount (Feb. 21)

- » Day smashed her fourth home run of the season courtesy of a three-run shot in the third innings of a win over ULM (Feb. 14). Later in the day, she doubled and drove in a run during a 9-1 win over LA Tech (Feb. 9).

- » During a 9-1 win over Bradley (Feb. 8), Day went 2-4 and hit a pair of two-run home runs to register her fourth career multi-HR games and the 62nd in program history. Day registered her first multi-HR game as a Hog in just her third game at Arkansas. She was the fastest Razorback newcomer to record a multi-HR game in program history (freshman and transfers included).

- » Day blasted a two-run home run to right field in the top of the fifth inning during a 23-0 win over Lipscomb (Feb. 7). It was her first home run as a Razorback and her first home run in 684 days since she hit a two-run home run on March 26, 2023 while at Texas.

- » Day initially transferred to Ole Miss following the 2023 season but did not play.

- » She is the third Razorback to transfer from Texas in program history, joining Taylor Ellsworth (2021) and Carlee Ratcliff (2023), who was Day's roommate at Texas in 2022.

- » During her four seasons in Austin (2020-23), Day posted a .317 batting average and .395 on-base percentage with 120 hits, 22 doubles, two triples, 26 home runs, 63 runs scored, 44 walks and 91 RBI through 176 games played. She has registered 23 multi-hit games and 24 multi-RBI games during her collegiate career.

- » Day owned a 2.45 earned run average and 47 strikeouts in 68.2 innings pitched while with the Longhorns.

HOGS OUTHITTING THE OPPOSITION

Outhitting the opposition has been a major trademark in the Courtney Deifel era (2016-present) for Arkansas.

- » The Razorbacks hold a 269-25 record when outhitting opponents under Deifel, including a 166-8 mark since 2020.

Year	W	L	%
2025	20	0	1.000
2024	29	2	.935
2023	35	2	.946
2022	38	1	.974
2021	31	1	.969
2020	15	2	.882
2019	32	4	.889
2018	32	4	.889
2017	26	4	.867
2016	11	5	.688
TOTAL	269	25	.914

ROB CAN SPIN IT

Robyn Herron owns a 7-3 record, 2.33 ERA and team-best 62 strikeouts in 51.0 innings pitched in 2025 while limiting opposing hitters to a .153 batting average.

>> Herron entered the week, ranking sixth nationally in hits allowed per 7 inn. (3.26) 11th nationally in shutouts (3)

>> She has carried a no-hitter into the fifth inning in four of her last seven starts. Most recently she threw a five-inning complete game while striking out four in a 20-3 win over Ole Miss (March 9).

>> On Feb. 20, Herron spun a complete-game one hit shutout against Cal State Fullerton, while carrying a no-no to the fifth and final inning.

>> On Feb. 17, Herron threw the 12th no-hitter in program history in a 10-0 (5 inn.) win over ULM. She struck out a season-high 11 batters during her no-hit performance against ULM to improve to 3-0 on the season. The southpaw struck out the side to open and end the game. Only three ULM batters reached base during the contest, two by way of walks in the second and fourth inning, respectively, in addition to a dropped third strike with two outs in the fourth.

>> Herron appeared in 29 games while making 19 starts and posting a 12-9 record with a team-best 143 strikeouts in 125.1 innings pitched. Her 1.62 ERA ranked 25th nationally and third among SEC pitchers. She also ranked 40th nationally with five shutouts during the 2024 season while posting three 10+ strikeout games.

>> She is one of just seven returning pitchers nationally who ranked in the Top 25 in ERA and Top 40 in shutouts during the 2024 season, joining Nijaree Canady (Texas Tech), Maddia Groff (Omaha), Karlyn Pickens (Tennessee), Kasey Ricard (Boston), Alivia Wilken (North Alabama) and Isabella Smith (Oklahoma).

>> Herron became the second pitcher in program history to throw a seven-inning perfect game while striking out a season-high 11 batters on just 86 pitches in a 7-0 win over Illinois State on Feb. 24, 2024, joining Mary Haff as the other Razorback to accomplish the feat.

>> She joins Mary Haff (3) as the only Razorback pitcher to toss multiple no-hitters.

>> Her nine 10+ strikeout games are the third-most in program history, trailing only Katy Henry (2005-08, 14) and Mary Haff (2018-22, 16).

>> Herron ranked in the Top 10 in the Arkansas single-season program record books in 2024 in multiple categories including, opponent batting average against (.171, 2nd), shutouts (6, T-10th) and strikeouts/7 IP (7.99, 5th).

RAKING AT THE PLATE

>> Entering this week, Arkansas ranks among the nation's leaders in numerous categories including doubles (9th, 45), RBI (8th, 189), runs per game (2nd, 9.09), slugging percentage (6th, .661), sacrifice flies (1st, 17), walks (6th, 121), and on-base percentage (3rd, .487).

>> Through 20 games, this year's Arkansas team ranked among the top three in program history in batting average (T-1st, .371), runs (1st, 185) slugging percentage (1st, .668), on-base percentage (1st, .489), doubles (1st, 42), hits (3rd, 182), sacrifice flies (1st, 15), HR (T-3rd, 33rd), base on balls (2nd, 106) and hit-by-pitch (T-3rd, 21).

>> Arkansas owns a .487 on-base percentage. Two of the Razorbacks' starters own an .OBP of .500+ while all nine starters own an on-base percentage of .400+.

>> In hitting coach DJ Gasso's first season in Fayetteville, Arkansas struck out a program-low (COVID season not included) 192 times in 1,408 at-bats during the regular season, bettering the previous program record of 204, which was set in 2014 by 12.

THE LEGEND OF JIMMY

Senior OF Raigan Kramer has one of the more unique nicknames in college softball, since before arriving in Fayetteville, Kramer is known as Jimmy to her teammates and coaches.

>> "I tried out for a team in 2018 and the coaches didn't know who I was," Kramer said in a 2020 interview. "All they knew was that I was #99. Supposedly, they knew someone who was #99 named Jimmy that they used to play men's fastpitch with. From then on out that's who I was. It just stuck. I'm almost positive some of the younger girls that were in our organization have no idea that my name is not actually Jimmy."

>> The Topeka, Kan., native is one of the most experienced Razorback on the team with 165 games played and 135 career starts in her Arkansas career.

>> She is batting .429 with 21 hits, 24 runs scored, three doubles, one home runs, 13 RBI and 19 walks in addition to posting a .577 on-base percentage.

>> Kramer is one of the most disciplined hitters in program history and is currently ranked 8th in program history in career walks with 88. She is three walks shy of moving into 7th all-time in the career walks category of the Arkansas record books.

>> She is one of 10 active players nationally entering the 2025 season having registered 32+ walks in each of the previous two seasons.

>> Kramer joins Devon Wallace (2011-2014) as the only player to draw 30 or more walks in back-to-back seasons with 32 walks in 2024 and 39 walks in 2023.

HITTIN' HOGS

>> Arkansas has posted a 191-20 overall record when registering 11 or more hits in a single game since 2006, including a 115-11 mark under Courtney Deifel.

>> The Razorbacks are 10-0 this season and posted 9-1 record in 2024 when registering 10+ hits and have won 67 of their past 71 contests when accomplishing the feat since 2020.

DISCIPLINED DUO

>> 1B Bri Ellis and OF Raigan Kramer became the seventh pair of Arkansas teammates in the past 20 years to register 30+ walks in the same season in 2024.

>> Ellis (25) and Kramer (19) are the team leaders in walks for Arkansas this season.

RAZORBACKS REPRESENTING THE USA

Arkansas freshmen Ella McDowell and Cam Harrison helped guide the U.S. U-18 Women's National Team (WNT) to a first-place finish in the World Baseball Softball Confederation (WBSC) U-18 World Cup Group C Stage Event as team USA posted a perfect 6-0 record on Aug. 29-Sept. 2, 2024 in their final action as U-18 team members.

>> McDowell was named the most outstanding player of the event after posting an impressive .733 batting average and .750 on-base percentage with 11 hits, two doubles, two home runs, eight RBI, and a walk. The Richmond, Texas native also posted a perfect 1.000 fielding percentage with

RECORD BY DATE (2025)

DATE	RECORD	WIN %
F6	2-1	.667
F7	6-7	.462
F8	18-3	.857
F9	13-3	.813
F14	7-6	.538
F15	8-9	.471
F16	13-4	.764
F20	17-11	.577
F21	19-6	.750
F22	13-3	.764
F28	13-8	.619
FEB	278-149	.651

DATE	RECORD	WIN %
M1	15-5	.722
M2	10-10	.500
M7	7-9	.438
M8	4-14	.235
M9	10-5	.667
M14	6-13	.316
M15	4-8	.333
M16	10-18	.357
M18	10-11	.476
M22	8-15	.348
M23	10-5	.667
M24	8-10	.444
M28	5-8	.385
M29	7-12	.368
M30	4-8	.333
MARCH	271-301	.474

DATE	RECORD	WIN %
A4	7-5	.583
A5	4-13	.307
A6	5-18	.277
A7	9-9	.500
A11	8-4	.666
A12	9-4	.692
A13	5-8	.384
A15	8-4	.666
A18	12-8	.600
A19	11-9	.550
A25	5-7	.417
A26	9-10	.474
A27	4-9	.307
APRIL	232-250-1	.481

DATE	RECORD	WIN %
M1	5-5	.500
M2	3-4	.429
M3	9-9	.500
M6	1-8	.111
M7	3-6	.333
M8	3-5	.375
M9	1-4	.200
M10	1-3	.250
MAY	69-89	.437

*- Months reflect entire record of month in program history not just dates in which games are scheduled this season.

two putouts and eight assists while playing third base. McDowell led all players in the event in five statistical categories, including batting average (.733), home runs (2), on-base percentage (.750), slugging percentage (1.267) and on-base plus slugging percentage (2.017).

>> Harrison was dominant in her two outings in the circle, posting a 1.00 earned run average with four strikeouts and three hits allowed in seven innings pitched. She picked up a six-inning complete-game victory in a 9-1 win over Canada on Aug. 30., striking out two and allowing just three hits. The Katy, Texas, product followed up her complete game with a 1-2-3 inning of relief that featured two strikeouts in a 7-0 win over the Philippines on Sept. 1.

WELCOME BACK TO THE CIRCLE COURTNEY

>> Courtney Day made her first pitching appearance since June 9, 2022 (997 days) on March 2 during the fifth inning of a 13-2 victory over Missouri State.

>> Day pitched a scoreless inning, allowing just one hit in addition to registering an inning-ending strikeout.

>> The 997 days between pitching appearances was the second-longest duration between appearances nationally this season, trailing only Tatum Clopton of LSU who had a streak of 1,057 days before making an appearance on Feb. 8.

10K WILL PLAY

>> Arkansas is 77-10 all-time when an individual pitcher records 10+ strikeouts in a single game.

>> Under Deifel (2016-present), Arkansas is 37-3 when an individual pitcher registers 10+ strikeouts in a game.

>> Robyn Herron leads all current Razorbacks with nine games of 10+ strikeouts.

KEEP 'EM IN THE YARD

>> Arkansas has limited opponents to no home runs in 304 games during the Courtney Deifel era (2016-present) which accounts for 60.4% of all games during Deifel's tenure. In the 304 games in which Arkansas has not allowed a home run they have posted a record of 239-65 (.786).

UTES TO HOGS

>> Arkansas assistant DJ Gasso, second baseman Karlie Davison and GA Mariah Lopez all helped lead Utah to a College World Series appearance in 2022 while at Utah.

DOWNING NO. 1

>> Arkansas has topped the nation's No. 1 team twice in program history and own a 2-14 mark all-time against the nation's top team. The first win came against UCLA on Feb. 18, 2011. A year later, the Hogs topped Cal 3-2 in the opening game of NCAA Regional play on May 18, 2012.

DAYTIME DOMINANCE

>> Arkansas has posted a record of 247-116 (.682) in day games (Prior to 5 p.m.) under head coach Courtney Deifel (2016-present)

>> Since 2021 the Razorbacks are 131-44 (.748) in daytime contests.



Carlee Ratcliff and Courtney Day roomed together at Texas in 2022.

ROOMIES REUNITED

>> Courtney Day and Carlee Ratcliff are no strangers as both played together at Texas from 2021-22 and were roommates together during the 2022 season.

>> Ratcliff who enters her second season as a Razorback was the one who initially reached out to the Arkansas coaching staff with the news that Day had entered the portal.

HAVING FUN WITH MULTIPLE HOME RUNS

>> Arkansas is 56-7 all-time when a Razorback player hits multiple home runs in a single game, including a 41-2 mark in the Courtney Deifel era.

>> The Razorbacks are on a 32-game win streak when having a player hit multiple home runs in a single game, dating back to Feb. 20, 2021, when Linnie Malkin started the streak by belting a solo home run and a two-run shot in a 6-4, 14-inning win at McNeese. Malkin's two-run homer in the top of the 14th ended up accounting for the winning runs in the victory.

>> Active Razorbacks on the 2025 roster have accounted for 13 multi-HR games during their careers.

Active Razorbacks With Multi-HR Games

Player	Multi-HR Games
Courtney Day	4
Bri Ellis	4
Kennedy Miller	2
Kailey Wyckoff	2
Karlie Davison	1

>> Additionally, Arkansas is 145-21 under head coach Courtney Deifel (.873) when hitting 2+ home runs as a team in a game. Since 2020, the Hogs are 102-12 (.895) when hitting two or more round trippers.

NO FREE PASSES

>> Arkansas is 138-40 since 2001 when its pitching staff issues no walks in a game.

>> The Razorbacks are 83-17 when issuing no walks under head coach Courtney Deifel (2016-present).

>> Arkansas is currently on a 13-game winning streak when issuing zero walks dating back to April 6, 2023. Which is tied for the second-longest winning streak when accomplishing the feat in program history. It was previously accomplished from 2012-14.

>> In the past 20 years Arkansas has had a pitcher throw 5+ innings in a single game without allowing a walk 25 times. When the feat is accomplished Arkansas owns a record 19-6. Arkansas was 3-0 last year when accomplishing the feat courtesy of a pair of wins from Robyn Herron and

a win from Morgan Leinstock.

YOUTHFUL RAZORBACKS

Arkansas has eight true freshman on the roster in 2025 which is tied for the second-most in the Courtney Deifel era, tying the 2017 team and trailing only the 2023 squad which had nine true freshman on the roster.

>> The freshman class of Payton Burnham, Ava Carter, Cam Harrison, Lexi King, Ella McDowell, Jayden Ramos, Ashtyn Reichardt and Ramsey Walker was ranked as the fifth-best class in the country according to Extra-Inning Softball.

CALLING ON CAM

>> Freshman Cam Harrison is 3-0 and earned a save in her first two appearances this season.

>> Harrison threw three scoreless inning in relief at Ole Miss (March 8).

>> The Brookshire, Texas, product became the 12th Arkansas freshman in the last 20 years to strike out eight or more batters in a game during her first collegiate start. She fanned eight while allowing just one run on two hits and a walk in five innings of work against San Diego (Feb. 8).

>> A day after her first save, Harrison inherited a bases-loaded situation with only one out and the potential winning run at the plate and collected a save in a 3-1 victory over Bradley (Feb. 7).

>> Harrison picked up her first career save in her Razorback debut in the season opener at Texas State (Feb. 6). She entered the game in the bottom of the seventh with no outs and runners on first and second before striking out two and allowing no hits in the final frame on the 3-1 win over the Bobcats.

MCDOWELL WOWS

>> Freshman infielder Ella McDowell has wasted no time making her presence known as a Razorback. She is batting .356 this season with 26 hits, three home runs, three doubles, a triple, 24 RBI and eight walks.

>> McDowell went 2-4 with 2 RBI in a loss to No. 1 Oklahoma (March 15).

>> She went 2-3 with a career-high four RBI in a 20-3 thumping of Ole Miss (March 9).

>> McDowell blasted a two-run home run in a win over Missouri State on March 2.

>> In a 12-4 win over Southern Miss, she went 2-4 with a solo home run, a double and two runs scored (Feb. 15).

>> McDowell posted at least one hit in each of the first four games this season and reached base in all seven games.

>> In a season-opening 3-1 win at Texas State, McDowell led Arkansas at the plate by going 2-3 with a solo home run in the sixth inning (Feb. 6)

>> Her home run accounted the Razorbacks' 6,600th run in program history.

>> She became the first Razorback freshman to homer on opening day since Rylin Hedgcock accomplished the feat on Feb. 7, 2020 during a 10-0 win over UTEP in Las Cruces, New Mexico.

EIGHT IS GREAT

>> Arkansas is 213-3 when scoring eight or more runs since 2002, including a 146-1 mark during the Courtney Deifel era (2016-present).

>> The Razorbacks are on a 84-game winning streak when scoring 8+ runs. The last loss the Razorbacks had when accomplishing the feat was a 12-11 loss to Oklahoma State on Feb. 11, 2021,

during the season opener at the Best on the Bayou Classic in Monroe, La.

COACH OF COACHES

>> Arkansas head coach Courtney Deifel has tutored 16 coaches or players that have gone on to become head coaches or earned positions at the collegiate level which is the second-most nationally trailing only Patty Gasso of Oklahoma according to D1 Softball.

>> Deifel served as a graduate assistant under Gasso from 2008-09 at Oklahoma.

Name	Role Under Deifel	Current Position
Jordan Clark	Volunteer Assistant	(HC) Florida Atlantic
Parker Skaggs	Graduate Assistant	(Asst.) Duke
Boo De Oliveira	Assistant Coach	(Asst.) Notre Dame
Annie Smith	Player at Arkansas	(Asst.) Minnesota
Sydney Benz	Player at Maryland	(Asst.) Dartmouth
Mandy Gardner-Colgate	Graduate Assistant	(HC) Miami of Ohio
Elaine Heflin	Player/Assistant	(Asst.) Illinois State
Shelby Hiern	Player/Assistant	(Asst.) Missouri State
Shana Easley	Volunteer Assistant	(Asst.) Colorado State
Danielle Gibson-Whorton	Player/Assistant	(Asst.) Arkansas
Matt Meuchel	Assistant Coach	(Asst.) Arkansas
DJ Gasso	Assistant Coach	(Asst.) Arkansas
Mary Haff	Player at Arkansas	(Asst.) Missouri
Taylor McQuillin	Graduate Assistant	(Asst.) Southern Utah
Chenise Delce	Player at Arkansas	(Asst.) MACU
Skylynnne Ellazar	Player at Maryland	(HC) Menlo College

HOUSTON HOGS

>> Arkansas has six players on its roster from the Houston metropolitan area.

Player	Hometown
Courtney Day	Pearland, Texas
Bri Ellis	Houston Texas
Cam Harrison	Katy, Texas
Ella McDowell	Richmond, Texas
Ashtyn Reichardt	Brookshire, Texas
Kailey Wyckoff	Katy, Texas

>> As of March 10, the five active Razorbacks from the Houston metropolitan area, have accounted for 48.32% (101-209) of Arkansas' hits, 42.5% (89-209) of runs scored, 80% (28-35) of home runs and 61.9% (117-189) of RBI this season.

WALKIN' IT OFF IN STYLE (RUN-RULE EDITION)

>> Arkansas completed run-rule victories by way of a walk-off home run in four of their five wins during the Wooo Pig Classic as Kailey Wyckoff (2-run HR, Feb. 28, Iowa), Courtney Day (GS, Feb. 28, Illinois), Jayden Ramos (3 -run HR March 1, Illinois) and Atalyia Rijo (GS, March 2, Missouri State) all accomplished the feat.


>> Day and Rijo both hit grand slams while Freshman Jayden Ramos' three-run home run was the first in her career.

DAY WILL MAKE YOU PAY

>> Since Courtney Day got moved behind Bri Ellis on April 14 against Louisiana Tech the Razorbacks lineup got even more challenging for opposing pitchers.

>> Day is batting .400 with 18 hits, six doubles, a triple, four homers and 26 RBI while posting a .517 OBP and .844 SLG.

>> She is batting .615 (8-13) with a .684 OBP, 3 HR, 6 XBH and 17 RBI after an Ellis walk. Arkansas has scored a run in 17 of 19 innings it has occurred.



Kailey Wyckoff (46), Cam Harrison (25), and Ashtyn Reichardt (5) all prepped at Katy High School in Katy Texas.

KATY CONNECTION

>> Kailey Wyckoff, Cam Harrison and Ashtyn Reichardt all prepped at Katy High School in Katy, Texas. It marks the first time since 2010 that the Razorbacks have had three players on the roster that all attended the same high school. The only other trio to all attended the same high school and play together at Arkansas was Tori Mort, Brittany Robison and Jessica Robison who all attended Owasso High School in Owasso, Okla.

THE STANDARD

>> Arkansas is the only SEC program to record a top-four conference finish in SEC play in each of the past four seasons.

Year	SEC Record	Finish
2024	14-10	4th
2023	14-10	4th
2022	19-5	1st
2021	19-5	1st

KEEP THE LINE MOVING

>> Arkansas has advanced runners in 59.8% (278-465) of its at-bats this season.

>> Bri Ellis led all returning Razorbacks advancing a runner in 56% of her at-bats a year ago.

>> Since 2021, Arkansas has advanced runners in 51.28% (1,959-3,820) of opportunities.

IT'S BEEN AWHILE

>> Arkansas will face nine opponents on its 2025 schedule for the first time in over a decade.

>> The Razorbacks matchup at North Florida on April 7 will be the first meeting between the programs.

>> When Arkansas hosts Oklahoma on March 14-16 it will be the first regular season meeting between the programs since April 5, 2017 and the first meeting in Fayetteville since April 20, 2016.

Date	Opponent	Last Meeting
Feb. 6	Texas State	2003
Feb. 7	Bradley	2014
Feb. 14	Louisiana Tech	2014
Feb. 15	Southern Miss	2010
Feb. 20	Cal State Fullerton	2016
Feb. 22	UCLA	2011
Feb. 28	Iowa	2012
April 7	North Florida	First Meeting
April 18	Colorado State	2013

A FAMILIAR AFFAIR

>> Arkansas assistant DJ Gasso is the son of Oklahoma Head Coach and NFCA Hall of Famer Patty Gasso. He served as a graduate assistant at Oklahoma from 2019-2020, helping lead the Sooners to a CWS runner-up finish in 2019. Gasso's brother JT, is an associate head coach at OU where he has been since the 2016 season.

>> Arkansas Head Coach Courtney Deifel served as a graduate assistant at Oklahoma from 2008-2009 helping guide the Sooners to a 88-30 record that featured a pair of NCAA Regional appearances and one Super Regional appearance.

MAKING THE MOST OF IT

>> Freshman Ashtyn Reichardt medically redshirted this season due to tearing her ACL in the summer prior to her enrollment this fall.

>> Reichardt still makes her presence known on gamedays as the Razorbacks' first base coach. She is believed to be the only player that serves as the first base in the country.

OH THE PLACES WE'LL GO

>> To follow the Razorbacks from Fayetteville to every game/series this season you would travel approximately 10,212.2 miles round trip. The farthest trip on the slate is the Mary Nutter Collegiate Classic in Cathedral City, Calif., which is located 1,455.3 miles from Fayetteville.

61!

>> Bri Ellis made history when she hit a three-run homer in the third inning of the Razorbacks' 20-3 thumping of Ole Miss on March 9.

>> The three-run shot was her 61st career home run, passing Danielle Gibson-Whorton (60) for the most in an entire career by any Arkansas player in program history when including home runs at their previous institutions prior to transferring.

COACH COURTNEY... COURTNEY DAY

>> Courtney Deifel is not the only Courtney with head coaching experience when it comes to the 2025 Razorbacks. UTL Courtney Day spent the 2024 softball season serving as the head softball coach at Tarkington High School in Cleveland, Texas, where she also taught math during her break away from college softball.

>> Day led the Longhorns to a 15-13-1 mark according to MaxPreps and an appearance in the Texas 4A State Playoffs. The 15-13-1 record was tied for the best by a Tarkington team since at least 2006.

>> "Coaching quizzed me," Day said of the experience in a March 2025 article with D1 Softball. "How much did I remember from the game now that I was having to coach it? I had to sit down and think of strategies - as a player, it just came naturally. Now I had to think about it and, as a coach, try to teach what I know to 20 or 40 different girls."

STACKED SLATE

>> Arkansas is scheduled to face 12 teams that advanced to the 2024 NCAA Tournament this season, including seven super regional participants, three College World Series participants and four-time defending national champion Oklahoma.

NFCA/GoRout TOP 25

#	Team	Record	Previous
1	Oklahoma (18)	22-0	2
2	Texas (13)	24-1	1
3	Florida	26-2	3
4	LSU	23-1	4
5	Texas A&M	21-4	5
6	UCLA	23-4	6
7	Tennessee	21-4	7
8	Oregon	22-2	12
9	South Carolina	20-3	11
10	Florida State	20-6	8
11	Arizona	22-4	9
12	Arkansas	20-3	10
13	Georgia	19-4	13
14	Texas Tech	20-7	16
15	Oklahoma State	16-6	15
16	Duke	17-7	14
17	Virginia Tech	19-5	17
18	Stanford	17-3	19
19	Mississippi State	21-3	21
20	Auburn	20-3	18
21	Nebraska	19-6	20
22	Ole Miss	20-4	25
23	Kentucky	17-6	23
24	Florida Atlantic	24-4	24
25	Alabama	19-7	22

Others receiving votes: Grand Canyon (26), Virginia (26), UCF (12), Liberty (11), California (8), Boise State (7), Washington (3), Ohio State (2).

ESPN.COM/USA SOFTBALL TOP 25

#	Team	Record	Previous
1	Oklahoma (20)	22-0	1
2	Texas (5)	24-1	2
3	Florida	26-2	3
4	LSU	23-1	5
5	UCLA	23-4	6
6	Texas A&M	21-4	4
7	Tennessee	21-4	8
8	Oregon	22-2	12
9	South Carolina	20-3	9
10	Florida State	20-5	T10
11	Arizona	22-4	7
12	Texas Tech	20-7	15
13	Georgia	19-4	14
14	Oklahoma State	16-6	13
15	Arkansas	20-3	T10
16	Virginia Tech	19-5	16
17	Duke	17-7	18
18	Nebraska	19-6	19
19	Mississippi State	22-3	22
20	Stanford	17-3	20
21	Ole Miss	20-4	25
22	Auburn	20-3	17
23	Alabama	19-7	21
24	Liberty	16-4	23
25	Virginia	17-7	24

Others receiving votes: UCF (22), Kentucky (17), Clemson (16), Grand Canyon (9), California (4), Florida Atlantic (3), Ohio State (2), Indiana (1)

D1 SOFTBALL TOP 25

#	Team	Record	Previous
1	Oklahoma	22-0	1
2	Texas	26-1	2
3	Florida	26-2	3
4	LSU	23-1	6
5	Tennessee	21-4	7
6	Texas A&M	21-4	5
7	UCLA	23-4	8
8	Oregon	24-2	13
9	Arizona	23-4	4
10	Oklahoma State	16-6	12
11	Texas Tech	20-7	18
12	Florida State	20-5	11
13	Duke	17-7	14
14	South Carolina	20-3	9
15	Virginia Tech	19-5	15
16	Georgia	19-4	16
17	Mississippi State	22-3	24
18	Stanford	17-3	19
19	Arkansas	20-3	10
20	Ole Miss	20-4	NR
21	UCF	19-8-1	NR
22	Nebraska	19-6	20
23	Auburn	20-4	17
24	Alabama	19-7	21
25	Liberty	20-4	25

Others receiving votes: Clemson, Florida Atlantic, Ohio State, Cal

SOFTBALL AMERICA TOP 25

#	Team	Record	Previous
1	Texas	24-1	1
2	Oklahoma	22-0	2
3	Florida	26-2	3
4	LSU	23-1	6
5	UCLA	23-4	7
6	Texas A&M	21-4	5
7	Arizona	22-4	4
8	Oregon	23-2	11
9	Tennessee	21-4	12
10	South Carolina	20-3	9
11	Florida State	20-5	9
12	Texas Tech	20-7	16
13	Duke	17-7	14
14	Oklahoma State	16-6	13
15	Mississippi State	21-3	24
16	Ole Miss	20-4	NR
17	Georgia	19-4	15
18	Arkansas	20-3	10
19	Virginia Tech	19-5	20
20	Nebraska	19-6	18
21	Stanford	17-3	21
22	Alabama	19-7	19
23	Auburn	20-3	17
24	Liberty	20-4	22
25	UCF	19-8-1	NR

Others receiving votes: Ohio State

ARKANSAS IN THE POLLS WEEK-BY-WEEK

Week	NFCA	ESPN	D1	SA
Preseason	14	13	10	13
Week 1	13	13	13	13
Week 2	10	10	9	10
Week 3	11	12	13	10
Week 4	10	10	10	10
Week 5	12	15	19	18
Week 6	-	-	-	-
Week 7	-	-	-	-
Week 8	-	-	-	-
Week 9	-	-	-	-
Week 10	-	-	-	-
Week 11	-	-	-	-
Week 12	-	-	-	-
Week 13	-	-	-	-
Week 14	-	-	-	-
Week 15	-	-	-	-
Week 16	-	-	-	-
Final	-	-	-	-

ARKANSAS POLL FACTS

- >> Under head coach Courtney Deifel the Hogs have been ranked 114 times in the NFCA Poll. Prior to her tenure, Arkansas was ranked just one time in program history (2013).
 - >> The Hogs have been ranked in the USA Today/NFCA Poll in 101 of its last 102 releases, dating back to week seven of the 2018 campaign.
 - >> Arkansas has received a vote in the last 132 releases of the NFCA Poll, the longest streak in program history.
 - >> The Razorbacks Week 1 rankings during the 2023 season match the highest in-season rankings in program history.
- Arkansas was ranked No. 4 in ESPN.com/USA Softball, USA Today/NFCA, DISoftball.com and Softball America's Top 25.

Razorbacks in the NFCA Poll

YEAR	Poll Appearances 114		Highest Ranking No. 4 (Week 2, 2023)					First Ranking No. 24 (May 8, 2012)				Longest Ranked Streak 77 Weeks (2020-Present)				Receiving Votes 36 Weeks	
	PRESEASON	2	3	4	5	6	7	8	9	10	11	12	13	14	15	16	FINAL
1997	RV	-	-	-	-	-	-	-	-	-	-	-	-	-	-	-	-
1998	-	-	-	-	-	-	-	-	-	-	-	-	-	-	-	-	-
1999	-	RV	-	-	-	-	-	-	RV	-	-	-	-	-	-	-	-
2000	RV	-	-	RV	-	-	-	-	-	RV	-	-	-	-	-	-	-
2001	-	-	-	-	-	-	-	-	-	-	-	-	-	-	-	-	-
2002	-	-	-	-	-	-	-	-	-	-	-	-	-	-	-	-	-
2003	-	-	-	-	-	-	-	-	-	-	-	-	-	-	-	-	-
2004	-	-	-	-	-	-	-	-	-	-	-	-	-	-	-	-	-
2005	-	-	-	-	-	-	-	-	-	-	-	-	-	-	-	-	-
2006	-	-	-	-	-	-	-	-	-	-	-	-	-	-	-	-	-
2007	-	-	-	-	-	-	-	-	-	-	-	-	-	-	-	-	-
2008	-	-	-	-	-	-	-	-	-	-	-	-	-	-	-	-	-
2009	-	-	-	-	-	-	-	-	-	-	-	-	-	-	-	-	-
2010	-	-	-	-	-	-	-	-	-	-	-	-	-	-	-	-	-
2011	-	-	RV	-	-	-	-	-	-	-	-	-	-	-	-	-	-
2012	-	-	-	RV	RV	-	-	-	-	-	-	-	-	-	-	RV	RV
2013	-	-	-	-	-	-	-	-	-	-	RV	RV	RV	25	RV	RV	RV
2014	RV	-	-	-	-	RV	RV	-	-	-	-	-	-	-	-	-	-
2015	-	-	-	-	-	-	-	-	-	-	-	-	-	-	-	-	-
2016	-	-	-	-	-	-	-	-	-	-	-	-	-	-	-	-	-
2017	-	-	-	RV	RV	RV	24	23	25	24	24	24	24	RV	RV	RV	RV
2018	RV	RV	RV	RV	RV	RV	RV	23	20	19	16	16	16	18	15	16	16
2019	14	12	12	14	14	14	15	13	14	18	19	18	20	19	20	RV	RV
2020	24	24	23	22	20	20	19	-	-	-	-	-	-	-	-	-	19
2021	18	20	21	20	19	17	15	13	10	10	8	10	8	6	5	11	11
2022	8	10	10	11	12	12	10	10	10	7	7	7	5	4	4	9	9
2023	7	4	7	6	6	9	12	10	8	10	11	12	12	12	13	17	17
2024	16	15	15	15	18	20	18	20	19	17	16	15	15	16	16	18	18
2025	14	13	10	11	10	12	-	-	-	-	-	-	-	-	-	-	-



2025 SEC WEEKLY HONORS

WEEK ONE

Player: Nelia Peralta (Auburn), Ella Parker (OU)
 Pitcher: Raelin Chaffin (Mississippi State)
 Freshman: Taylor Shumaker (Florida), Jayden Heavener (LSU)

WEEK TWO

Player: Bri Ellis (ARK), Ella Parker (OU)
 Pitcher: Sam Landry (OU), Teagan Kavan (Texas)
 Freshman: Jayden Heavener (LSU)

WEEK THREE

Player: Danieca Coffey (LSU), Mya Perez (TAMU)
 Pitcher: Jori Heard (South Carolina)
 Freshman: Mackenzie Pickens (Ole Miss)

WEEK FOUR

Player: Reagan Walsh (UF), Arianna Rodi (SC)
 Pitcher: Aliyah Binford (Ole Miss)
 Freshman: Payton Tanner (UT), Sydney Lessentine (TAMU)

WEEK FIVE

Player: Cassie Reasner (UK), Danieca Coffey (LSU)
 Pitcher: Teagan Kavan (Texas)
 Freshman: Taylor Shumaker (UF), Gabbie Garcia (OU)

WEEK SIX

Player:
 Pitcher:
 Freshman:

WEEK SEVEN

Player:
 Pitcher:
 Freshman:

WEEK EIGHT

Player:
 Pitcher:
 Freshman:

WEEK NINE

Player:
 Pitcher:
 Freshman:

WEEK TEN

Player:
 Pitcher:
 Freshman:

WEEK ELEVEN

Player:
 Pitcher:
 Freshman:

WEEK TWELVE

Player:
 Pitcher:
 Freshman:

2024 SEC STANDINGS

Team	SEC	Overall	Streak
Tennessee	19-5 .792	51-10 .836	L1
Georgia	16-7 .696	42-15 .737	L2
Auburn	15-9 .625	43-19 .694	L1
Alabama	14-10 .583	45-22 .692	L2
Arkansas	14-10 .583	40-19 .678	L1
LSU	13-11 .542	42-17 .712	L2
Texas A&M	12-12 .500	35-21 .625	L1
Florida	11-13 .458	38-22 .633	L1
Kentucky	10-14 .417	31-22-1 .583	L2
S. Carolina	9-15 .375	40-22 .645	L1
Ole Miss	8-16 .333	32-28 .533	L1
Mississippi St.	7-16 .304	28-25 .528	L2
Missouri	7-16 .292	35-26 .574	L2

SEC PRESEASON COACHES' POLL

(First-Place Votes in Parentheses)

Place	School	Points
1.	Texas (7)	186
2.	Florida (6)	181
3.	Oklahoma (2)	170
4.	Tennessee	158
5.	Texas A&M	153
6.	LSU	115
7.	Arkansas	104
8.	Georgia	103
9.	Missouri	100
10.	Alabama	97
11.	Kentucky	55
12.	Mississippi State	54
13.	Auburn	37
14.	Ole Miss	34
15.	South Carolina	28

Coaches were not allowed to vote for their own team.

2025 AWARDS AND HONORS

Bri Ellis 1B

>> SEC Player of the Week (Feb. 16)
 >> D1 Softball National Player of the Week (Feb. 17)
 >> D1 Softball D100 Players (37)
 >> Softball America Top Preseason Top 100 (42)
 >> USA Softball Player of the Year Watch List
 >> Preseason All-SEC
 >> NFCA Top Performer (Feb. 11, Feb. 18)

Kailey Wyckoff UTL

>> D1 Softball D100 Players (43)
 >> Softball America Top Preseason Top 100 (61)
 >> D1 Softball Preseason Second-Team All-America
 >> USA Softball Player of the Year Watch List
 >> Preseason All-SEC

Reagan Johnson OF

>> D1 Softball D100 Players (61)
 >> Softball America Top Preseason Top 100 (73)

Kennedy Miller C

>> D1 Softball D100 Players (62)

Payton Burnham P/UTL

>> D1 Softball D100 Freshman
 >> Softball America Freshman Watch List
 >> NFCA Top Performer

Cam Harrison P/UTL

>> D1 Softball D100 Freshman
 >> Softball America Freshman Watch List

Ella McDowell INF

>> D1 Softball D100 Freshman
 >> Softball America Freshman Watch List

Ramsey Walker OF

>> D1 Softball D100 Freshman
 >> Softball America Freshman Watch List

Robyn Herron LHP

>> NFCA Top Performer (Feb. 18)



COURTNEY DEIFEL

HEAD COACH

Career: 362-197 (11 Seasons)

Arkansas: 335-170 (10 Seasons)

Courtney Deifel became the fourth head coach in program history when she was hired on June 11, 2015, and recently completed her ninth season at Arkansas in 2024. In her nine seasons in Fayetteville, she has orchestrated the Razorbacks' return to postseason play and guided the program to two SEC regular season championships, one SEC Tournament crown and seven NCAA Tournament appearances, which includes seven consecutive berths from 2017-24. The Hogs have qualified for the national tournament every year it has been held since 2017. Deifel led the program to its first NCAA Tournament Super Regional appearances in 2018, 2021 and 2022. Since her first season in 2016, the Razorbacks have been ranked 99 times in the NFCA Coaches' Poll after previously being ranked only once in program history. 13 of the program's 14 NFCA All-American awards and 78 Easton/NFCA All-America Scholar-Athlete accolades have been accumulated under Deifel since 2016. Deifel - the program's all-time wins leader - enters the 2025 season with 315 career wins at Arkansas. Deifel has logged four 40-win seasons while at Arkansas, including three consecutive 40-win seasons from 2021-23. Prior to her arrival in Fayetteville, Arkansas recorded only two 40-win seasons across 19 years. Heading into her 10th season at helm in 2025, Arkansas has won two of the last three SEC regular season crowns.

In 2024, Deifel led the Razorbacks to a 37-18 mark (14-10 SEC), and a No. 12 national seed in the NCAA tournament, the fifth in program history, all of which have come under Deifel's watch. The NCAA tournament appearance was a program record seventh-straight, dating back to the 2017 season. Deifel won her 300th career game with a 5-1 win at Auburn on March 16, 2024, completing a doubleheader sweep over the Tigers. Under Deifel's guidance, first baseman Bri Ellis (Second Team) and right-handed pitcher Morgan Leinstock (Third Team) earned NFCA All-America honors. Leinstock posted a 2.14 ERA and a 13-6 record while striking out 137 batters in 140.2 innings pitched. Deifel's and the Razorbacks' success in the transfer portal continued into 2024 as Ellis led the team with 14 home runs, 47 RBI, 97 total bases and a .651 slugging percentage while posting a .322 batting average with 48 hits after transferring from Auburn. Freshman Kennedy Miller earned Freshman All-America honors from DI Softball and was a Finalist for the TUCCI/NFCA Freshman of the Year award after breaking onto the scene by hitting .331 with eight home runs and 36 RBI. Behind the plate, Miller posted a .997 fielding percentage while throwing out five would-be base stealers. Ellis and Leinstock received All-SEC selections along with center fielder Reagan Johnson and second baseman Cylie Halvorson. Additionally Ellis and third baseman Hannah Gammill were named to the SEC All-Defensive Team.

In the 2023 campaign, Deifel led Arkansas to another highly successful season and the program's sixth consecutive NCAA appearance - the longest streak in program history. Finishing 40-19 (14-10 SEC), Arkansas claimed its third straight 40-win season and a top-four SEC finish. Earning the No. 11 national seed in the NCAA Tournament, all four of the program's national seeds have been accumulated under Deifel. In Arkansas' 7-6 win vs. No. 22 Louisiana on Feb. 18, Deifel became the

program's all-time wins leader after surpassing Carrie Dever-Boaz's (1997-2004) 244 wins at helm. Under Deifel's leadership, two Razorbacks received NFCA All-America recognition in 2023 - Rylin Hedgecock (NFCA First-Team All-America) and Chenise Delce (NFCA Second-Team All-America). Delce became the program's first two-time NFCA All-American pitcher after collecting the honor in 2022. Six Hogs claimed NFCA All-Region status - Chenise Delce, Cylie Halvorson, Reagan Johnson and Rylin Hedgecock were named to the All-South Region First Team, Raigan Kramer was tabbed to the second team and Lauren Camenzind was selected to the third team. Delce had another breakout season in the circle, posting a 21-11 record and 2.02 ERA with 193 strikeouts, 17 complete games, six solo shutouts and four saves while limiting opponents to a .200 batting average. The 2022 SEC Pitcher of the Year, Delce picked up where she left off in 2023. The Oklahoma City product charted the fourth-most strikeouts (193) and saves by an SEC pitcher this year. She also filed the third-most wins by a league pitcher. Illustrating why she's a force in the circle, 11 of her victories came against ranked competition. True freshman Reagan Johnson excelled at the plate and in center field, earning a spot on DI Softball's Freshman All-America team and being honored as a Top 10 Finalist for NFCA/TUCCI's National Freshman of the Year award. Johnson peppered the third-most hits (79) in single-season program history. She also boasted the sixth-highest batting average (.378) along with tying for the seventh-most stolen bases (18) and 10th-most runs scored (47) in single-season program history. Johnson also paced Arkansas with 24 multi-hit outings this season. The Karnes City, Texas, native ranked second in the SEC and eighth nationally in hits. Johnson also shined in center field and compiled a .968 fielding percentage with 86 putouts and four assists on 93 total chances.

In 2022, Deifel guided the Razorbacks to their most successful season in school history, collecting back-to-back SEC regular season titles, headlined by the program's first outright regular season crown, and the program's first SEC Tournament championship after blanking Missouri, 4-0, in Gainesville, Fla., on May 13. Arkansas concluded the season with the most single-season wins in program history and a 48-11 record, marking a program-record .814 win percentage. Arkansas finished SEC play with a 19-5 record, producing the second consecutive 19-win conference season for the Hogs. Against Missouri State on March 3, Deifel became just the second head coach in program history to reach 200 career wins. The Hogs made their 11th NCAA Tournament appearance, earning the program's highest overall seed (No. 4) and hosted their second straight Super Regional. The Razorbacks hosted the highest attended Regional and Super Regional in the NCAA in 2022. The Razorbacks tabbed an SEC-best 12 all-conference honors and a school-record five NFCA All-American nods to round out yet another enormous postseason awards haul. Arkansas became the first SEC program since 2006 to have four first team all-Americans. Danielle Gibson (first team) became the program's first two-time NFCA All-American while KB Sides (first team), Linnie Malkin (first team), Hannah Gammill (first team) and Chenise Delce (second team) earned their first All-American honors. For the first time in program history, all

DEIFEL YEAR-BY-YEAR

Year	School	Overall	Conf.	Postseason
2015	Maryland	27-27	9-14	--
2016	Arkansas	17-39	1-23	--
2017	Arkansas	31-24	7-17	NCAA Regional
2018	Arkansas	42-17	12-12	NCAA Super Regional
2019	Arkansas	38-20	12-12	NCAA Regional
2020	Arkansas	19-6	1-2	--
2021	Arkansas	43-11	19-5	NCAA Super Regional
2022	Arkansas	48-11	19-5	NCAA Super Regional
2023	Arkansas	40-19	14-10	NCAA Regional
2024	Arkansas	37-18	14-10	NCAA Regional
2025	Arkansas	20-5	1-4	
10 seasons		362-197	109-114	7 appearances
At Arkansas		335-170	100-100	7 appearances

eight NFCA All-Region nominees secured spots on All-South Region teams. Deifel was named SEC Coach of the Year for the second straight season while KB Sides became the program's its first-ever SEC Player of the Year honor and Chenise Delce earned the Hogs' second consecutive SEC Pitcher of the Year accolade after Mary Haff collected the award in 2021. Arkansas tabbed a league-best 12 all-conference honors and eight NFCA All-Region distinctions to round out an enormous postseason awards haul. The 2022 coaching staff was named the NFCA's South Region Staff of the Year for the second straight season.

Deifel, the SEC Coach of the Year, directed the most successful year in program history in 2021 by claiming the school's first SEC regular season title and hosting NCAA Tournament Super Regionals for the first time. The team finished 43-11 (19-5 SEC), producing a then-school record .796 win percentage. The Hogs earned a No. 6 national ranking, the highest in program history, and captured the No. 6 national seed in the NCAA Tournament. Arkansas began conference play winning 12 straight games, notching the fifth-best league-only start in SEC history. A 19-game winning streak in non-conference action also set a school record. The Razorbacks received many postseason superlatives as infielders Braxton Burnside and Danielle Gibson, and pitcher Mary Haff were named NFCA All-Americans. Haff also took home the school's first SEC Pitcher of the Year award. Offensively, the Razorbacks shattered the school's single-season home run record, mashing 95 long balls with Burnside setting the individual single-season program mark hitting 25. Deifel's 216 wins in Fayetteville rank second among all coaches in program history. The NFCA named the 2021 coaching staff the South Region's Staff of the Year.

Deifel guided the Razorbacks to a 19-6 (1-2 SEC) record in the COVID-19 shortened 2020 campaign. In the only league series of the season, the Razorbacks earned a 1-0 conference-opening victory, their first road win over Alabama since 2000. Arkansas remained in the national polls throughout the year and climbed from a preseason No. 24 ranking to the No. 19 slot in the final release of the NFCA Coaches' Poll. Junior catcher Kayla Green was honored with SEC Player of the Week recognition for the first time in her career and freshman pitcher Jenna Bloom emerged as one of the rising stars in the league, leading all freshmen in the nation striking out 10.9 hitters per seven innings.



COURTNEY DEIFEL

HEAD COACH 7 NCAA Tournament Appearances SEC Champions (2021, 2022) SEC Tournament Champions (2022)

Deifel led the Razorbacks to their third consecutive post-season appearance in 2019, earning an at-large bid to the Stillwater Regional. The Hogs finished the season 38-20 and 12-12 in SEC play. It marks the first time since 1999-00 that the Razorbacks finished the season .500 or better in conference play in back-to-back seasons. The Razorbacks garnered their highest in-season ranking during weeks one and two, coming in at 12th and 11th in the NFCA and ESPN polls respectively.

Arkansas saw two players named to the All-SEC teams, pitcher Autumn Storms was named second team and outfielder Hannah McEwen garnered first-team recognition. McEwen's first-team selection was the first for Arkansas since 2012 and only the second in program history. In year four under Coach Deifel, the Razorbacks also earned two SEC Player of the Week awards, three SEC Pitcher of the Week awards, and one USA Softball Co-Player of the Week. A record five Razorbacks were named to the NFCA All-Region teams, with Storms garnering the first, first-team selection of her career. Storms went on to be named NFCA Second Team All-American as a pitcher, the first Razorback since 2010.

Year four with Coach Deifel and the Razorback staff saw growth in all aspects as the game, including a team .288 batting average, which ranks second-highest in program record book. In fact, four of the top seven team batting averages in program history come from the Deifel era.

In the 2018 campaign, Arkansas wrapped up the year with a 42-17 (12-12 SEC) record, the third most wins in program history; and the most victories since 2000. The team earned a national seed (13) in the NCAA Tournament for the first time in program history and went 3-0 defeating DePaul and Wichita State twice to earn the Fayetteville Regional Championship on its home field. The Hogs made their first ever NCAA Super Regional appearance but fell to eventual national semifinalist, Oklahoma, in Norman. Arkansas finished 17th in the final NCAA RPI report and the coaching staff earned 2018 NFCA Division I South Region Staff of the Year.

Just two seasons removed from a one-win conference tally, Deifel guided the Razorbacks to a 12-12 mark in SEC play. As the No. 7 seed at SEC Tournament, the program made its first semifinal appearance since 2001. The Razorbacks finished the season with a 27-2 record on their home field, establishing a new program record for home wins in a single season. Part of Arkansas' home triumphs included the program's first three-game sweep of a ranked team (No. 20 Mississippi State) and its first-ever series win over Alabama.

Deifel piloted the 2017 Razorbacks to a 31-24 record and the program's first NCAA Tournament appearance since 2013. The Razorbacks improved their win total by 17 games from the previous season, marking the largest increase in the country among Power 5 programs. Arkansas also tallied seven wins in SEC play, equaling the combined total from the previous three seasons. In recognition of the team's performance, Deifel was named the 2017 D1SoftballNews Coach of the Year.

From year one to two under Deifel, Arkansas' pitching staff

lowered its combined ERA by more than four runs (6.98 to 2.82) and added more than 20 points to its batting average (.260 to .284). The Razorbacks also led the SEC and tied for 17th in the NCAA with 59 home runs. During the year, Arkansas earned its first national ranking since 2013 when it was slotted at No. 24 in the March 7 release ESPN/USA Softball poll.

Individually, Deifel saw two Razorbacks earn NFCA All-South Region accolades with Nicole Schroeder and Autumn Storms earning second-team and third-team honors, respectively. Storms was also named to the SEC All-Freshman Team while A.J. Belans was voted to the All-SEC Second Team. Schroeder went on to be drafted by the Akron Racers as the program's second NPF selection.

Deifel's first win over a ranked team at Arkansas came during the 2016 season when the Razorbacks knocked off No. 23 Nebraska, 11-10, during the Easton Tournament in Fullerton, Calif.; the team added five ranked wins in 2017. The 2016 campaign also saw newcomer Ashley Diaz make an immediate impact as a member of the NFCA All-South Region Second Team and garnered NFCA National Freshman of the Year Top 25 Watch List recognition.

During her playing and coaching careers prior to coming to Arkansas, Deifel advanced to 11 NCAA Tournaments including a four-year run to the Women's College World Series (WCWS) as an All-American catcher at California that was highlighted by winning the 2002 national title. The Bears also finished second (2003), fifth (2001) and seventh (2000) at the WCWS over her four-year run. Her postseason successes also featured a pair of Super Regionals as a graduate assistant at Oklahoma and five NCAA Regionals as an assistant at Maryland and Louisville.

As a first-year head coach, Deifel ushered in a culture of change for Maryland in 2015. Along with the program's 16-game improvement from the previous season, the Terrapins' offense show tremendous growth. Maryland finished 27th in the NCAA with 6.28 runs per game behind 339 runs scored, up more than 150 runs from 2014. Deifel also led her team to a .309 batting average, a 40-point jump from 2014 which also ranked 57th in the NCAA.

Individually, Deifel guided three players to all-conference accolades and a pair of NFCA all-region honors. Lindsey Schmeister was an All-Big Ten first team performer while Shannon Bustillos and Erin Pronobis landed on the All-Big Ten second team. Pronobis and Corey Schwartz were also named to the NFCA All-Midwest Region Third Team. Under Deifel's watch, the trio helped Maryland to single-season school records in doubles, home runs, RBI and walks.

Prior to taking the head job at Maryland, Deifel spent four seasons as an assistant coach at Louisville in which she helped the Cardinals to four NCAA appearances, the 2014 American Athletic Conference Tournament title and an overall record of 176-60 (.746). Louisville averaged 44 wins in that time with a program-record 55 wins in 2012. Her student-athletes at Lou-

isville racked up four NFCA All-America certificates and 29 all-conference selections.

She also spent two seasons as a graduate assistant at Oklahoma where she was a member of a staff that guided the 2008 Sooners to a 47-14 record and a Super Regional appearance.

As a player, Deifel was the starting catcher for California from 2000-03 and led the Golden Bears to four Women's College World Series appearances including a national championship run in 2002 and national runner-up showing in 2003. She appeared in 285 games missing just three behind the plate over her four seasons. As a four-year starter behind the plate, she was a 2003 All-American, two-time All-Pac 10 selection and caught seven no-hitters. She is still the program's career leader with 1,969 putouts.

Aside from her accomplishments in collegiate softball, Deifel had a successful professional career following her days at Cal. In 2004, she helped the NY/NJ Juggernaut to the National Professional Fastpitch (NPF) league title. Deifel also spent three years with LeoPalace21 in Japan that resulted in a runner-up showing and a pair of third-place finishes.

She graduated from California in 2003 with a bachelor of arts in American Business and Globalism and American Studies. Deifel earned her master's of arts in Human Relations from Oklahoma in 2008.

Deifel's sister, Amanda Scott, is currently the head softball coach at Missouri-St. Louis and won a Women's College World Series title at Fresno State in 1998.

Deifel and her husband Joe are the parents of two sons, Trip and Walt. The family resides in Fayetteville.

ALL-TIME SERIES UNDER DEIFEL *ARKANSAS ONLY

Opponent	Series	H	A	N
Alabama	8-12	5-4	3-6	0-2
Arkansas-Pine Bluff	1-0	1-0		
Arizona	3-5	2-4	1-1	
Army	0-1			0-1
Auburn	12-6	6-3	6-3	
Baylor	3-1	0-1		3-0
Binghamton	1-0			1-0
Boston U	4-0	4-0		
Bradley	4-0			4-0
BYU	0-1			0-1
Buffalo	1-0	1-0		
Cal State Fullerton	1-1		0-1	1-0
CSUN	1-0			1-0
Campbell	2-0			2-0
Central Arkansas	5-2	2-1	3-1	
Central Connecticut	2-0	2-0		
Central Michigan	1-0			1-0
Dartmouth	2-0	2-0		
Delaware	1-0			1-0
DePaul	1-0	1-0		
Drake	6-2	6-2		
Duke	0-1			0-1
Florida	6-10	2-4	3-6	1-0
Florida State	0-2	0-1		0-1
Florida A&M	2-0			2-0
FAU	2-1	1-0	1-1	
FGCU	1-0		1-0	
Fordham	1-0			1-0
Furman	4-0	3-0		1-0
George Washington	1-0			1-0
Georgia	8-9	2-4	5-4	1-1
Grand Canyon	1-1			1-1
Harvard	1-0	1-0		
Illinois	3-1	3-1		
Illinois State	2-0	2-0		
Indiana	1-0			1-0
Iowa	2-0	2-0		
IUPUI	3-0	3-0		
Iowa State	3-0	3-0		
Jackson State	1-0		1-0	
Kansas	4-0	3-0	1-0	
Kansas City	5-1	4-1	1-0	
Kennesaw State	2-0	2-0		
Kent State	2-0	2-0		
Kentucky	7-9	4-5	2-4	1-0
Lamar	2-0	2-0		
Lehigh	1-0			1-0
Liberty	1-1	0-1	1-0	
Lipscomb	2-0			2-0
Long Beach State	2-0			2-0
Longwood	1-0	1-0		
Louisville	2-1	2-1		
Louisiana	1-0			1-0
Louisiana Tech	1-0			1-0
Loyola Marymount	3-0			3-0
LSU	8-10	4-5	4-5	
Manhattan	2-0	1-0		1-0
Marist	3-0	2-0		1-0
Marshall	1-0			1-0
Maryland	1-0			1-0
McNeese	3-2		3-1	0-1
Memphis	2-0			2-0
Michigan State	1-0			1-0
Mississippi State	11-3	7-2	4-2	
Missouri	9-8	5-4	3-3	1-1
Missouri State	6-1	5-1	1-0	
Montana	0-1	0-1		
Nebraska	4-0	1-0		3-0
Nevada	1-0	1-0		
New Mexico	2-0			2-0
New Mexico State	1-0		1-0	
North Carolina	0-1			0-1
North Dakota State	4-1	2-0		2-1
North Texas	4-0	2-0	2-0	
North Carolina	0-3			0-3
Northern Colorado	5-1	4-0		1-1
Northern Iowa	3-1	3-1		
Northwestern State	3-0	3-0		
Notre Dame	2-1	1-0	1-1	
Ohio	1-0			1-0
Oregon	2-2	2-2		
Oklahoma	0-7	0-3	0-4	
Oklahoma State	1-3	0-2	1-0	0-1
Ole Miss	12-10	7-2	4-8	1-0
Omaha	6-0	4-0		2-0
Penn State	1-0			1-0
Princeton	1-0	1-0		
Rutgers	3-0			3-0

ALL-TIME SERIES UNDER DEIFEL *ARKANSAS ONLY

Opponent	Series	H	A	N
Sacramento State	1-0			1-0
Samford	1-0			1-0
San Diego	2-0			2-0
SIUE	2-0	2-0		
South Alabama	1-1	1-1		
South Carolina	12-7	3-3	6-3	0-1
South Dakota State	3-1	3-1		
Southeast Missouri	10-1	8-1	2-0	
Southern Utah	1-0			1-0
Southern Miss	2-0			2-0
Saint Francis (Pa.)	2-0	2-0		
Saint Louis	3-0	3-0		
Stanford	1-0	1-0		
Tennessee	8-9	4-2	4-6	0-1
Texas	1-4		0-2	1-2
Texas State	1-0		1-0	
Texas A&M	5-10	2-4	3-6	
Texas A&M-CC	2-0	2-0		
Texas A&M-Commerce	2-0	1-0	1-0	
Texas Tech	2-0	2-0		
Tulsa	2-5	1-2	1-1	0-2
UAB	3-0	3-0		
UCLA	0-1	0-0	0-0	0-1
UConn	1-0			1-0
UIC	1-0			1-0
ULM	2-0			2-0
UMass Lowell	2-0			2-0
UNLV	1-1		1-0	0-1
Utah	1-0			1-0
UT Arlington	7-1	4-0	3-1	
UTEP	1-0			1-0
Villanova	3-1	2-1		1-0
Washington	0-3			0-3
Weber State	3-0			3-0
Western Illinois	1-0	1-0		
Western Kentucky	2-0		2-0	
Wichita State	6-3	6-1	0-2	
Wright State	2-0	2-0		

TOP 25 WINS UNDER DEIFEL

Date	Opponent	Result	Score	Site
3/19/16	vs. #23 Nebraska	W	11-10	N
3/17/17	#14 Tennessee	W	4-3	H
3/18/17	#14 Tennessee	W	2-1	H
4/8/17	at #24 Missouri	W	6-5	A
4/9/17	at #24 Missouri	W	4-2	A
4/16/17	#5 Texas A&M	W	4-3	H
2/17/18	vs. #21 Utah	W	4-2	N
3/30/18	#20 Mississippi State	W	3-2	H
3/31/18	#20 Mississippi State	W	6-0	H
4/1/18	#20 Mississippi State	W	8-2	H
4/8/18	at #12 South Carolina	W	4-0	A
4/14/18	#15 Alabama	W	3-0	H
4/15/18	#15 Alabama	W	6-3	H
4/21/18	at #11 Auburn	W	4-2	A
5/9/18	vs. #19 Kentucky	W	3-1	N
5/10/18	vs. #8 Georgia	W	8-3	N
3/15/19	#16 South Carolina	W	3-2	H
3/16/19	#16 South Carolina	W	7-4	H
3/23/19	at #5 Tennessee	W	1-0	A
3/29/19	#18 Kentucky	W	1-0	H
3/31/19	#18 Kentucky	W	3-2	H
4/18/19	#9 LSU	W	8-5	H
4/19/19	#9 LSU	W	11-1 (5)	H
5/3/19	#23 Auburn	W	1-0	H
5/4/19	#23 Auburn	W	7-1	H
5/5/19	#23 Auburn	W	5-2	H
3/6/20	at #9 Alabama	W	1-0	A
2/21/21	vs. #21 Baylor	W	7-2	N
3/12/21	at #20 South Carolina	W	4-1	A
3/13/21	at #20 South Carolina	W	7-5 (10)	A
3/14/21	at #20 South Carolina	W	3-2	A
4/10/21	#4 Alabama	W	4-0	H
4/16/21	at #20 Georgia	W	10-3	A
4/17/21	at #20 Georgia	W	5-2	A
4/18/21	at #20 Georgia	W	5-2	A
5/1/21	at #16 LSU	W	1-0	A
5/3/21	at #16 LSU	W	4-1	A
3/18/22	at #10 Tennessee	W	4-3	A
3/19/22	at #10 Tennessee	W	9-6	A
4/8/22	#21 Auburn	W	7-4	H
4/9/22	#21 Auburn	W	4-3	H
4/10/22	#21 Auburn	W	17-4 (5)	H
4/15/22	#15 Kentucky	W	2-1	H
4/17/22	#15 Kentucky	W	8-0 (6)	H
4/22/22	at #14 Florida	W	9-1 (6)	A
4/23/22	at #14 Florida	W	5-4	A
4/24/22	at #14 Florida	W	2-0	A
5/13/22	at #14 Florida	W	4-1	A
5/14/22	vs. #16 Missouri	W	4-0	N
5/21/22	#24 Oregon	W	6-2	H
5/22/22	#24 Oregon	W	9-3	H
5/26/22	#18 Texas	W	7-1	H
2/18/23	vs. #22 Louisiana	W	7-6	N
2/23/23	#19 Arizona	W	3-2	H
2/24/23	#19 Arizona	W	2-1	H
3/19/23	at #13 Alabama	W	5-3	A
3/20/23	at #13 Alabama	W	2-1 (10)	A
3/24/23	#10 Florida	W	6-2	H
3/26/23	#10 Florida	W	14-1 (5)	H
4/8/23	#10 Georgia	W	4-3	H
4/22/23	at #20 Kentucky	W	8-1	A
4/22/23	at #20 Kentucky	W	14-6 (5)	A
4/30/23	#3 Tennessee	W	6-4	H
5/1/23	#3 Tennessee	W	2-0	H
3/23/24	#20 Mississippi State	W	3-0	H
3/30/24	at #3 Georgia	W	3-2	A
4/1/24	at #3 Georgia	W	8-2	A
4/5/24	#11 Missouri	W	5-2	H
4/7/24	#11 Missouri	W	4-1	H
4/12/24	at #25 South Carolina	W	4-3	A
4/14/24	at #25 South Carolina	W	3-0	A
4/19/24	#15 Alabama	W	1-0 (9)	H
4/21/24	#15 Alabama	W	8-0 (5)	H
4/26/24	at #7 LSU	W	2-1	A
4/27/24	at #7 LSU	W	4-1	A
3/9/25	at #25 Ole Miss	W	20-3 (5)	A

MISC. HITTING RECORDS

4+ Hit Games

No.	Player	Opponent	Date
5	Danielle Gibson	Furman	4/13/19
5	Macy Burr	Texas Southern	2/25/11
5	Whitney Cloer	Kentucky	3/31/07
4	Reagan Johnson	Ohio	2/9/24
4	Reagan Johnson	Kentucky	4/22/23
4	Reagan Johnson	Iowa St.	3/2/23
4	KB Sides	Lehigh	3/11/22
4	Danielle Gibson	Alabama	3/6/20
4	Braxton Burnside	Furman	2/15/20
4	Sydney Parr	Nebraska	2/9/20
4	Hannah McEwen	LSU	4/19/19
4	Hannah McEwen	Nevada	3/1/19
4	Danielle Gibson	SIUE	3/23/19
4	Katie Warrick	Iowa St.	3/16/18
4	Stephanie Canfield	Florida A&M	2/24/17
4	Autumn Buczek	Central Mich.	2/21/16
4	Devon Wallace	Southeast Mo. St.	3/1/15
4	Stephanie Canfield	Virginia	2/21/15
4	Kasey Fagan	Butler	2/13/14
4	Sierra Bronkey	Saint Louis	2/24/13
4	Stephanie Canfield	Murray St.	2/23/13
4	Devon Wallace	Alabama	4/27/12
4	Katie Harrison	Belmont	2/10/12
4	Kayla Johnson	Mississippi St.	3/18/09
4	Jessica Bachkora	UAB	2/8/08
4	Miranda Dixon	ULM	3/4/07
4	Lauren Hendrix	vs. Houston	2/9/01
4	Dana Gulick	at Kentucky	4/24/98

Multi-HR Games

No.	Player	Opponent	Date
2	Nicole Schroeder	Louisville	2/14/15
2	Parker Pockington	Butler	2/13/14
2	Clarisa Navarro	UMKC	3/27/13
2	Devon Wallace	Alabama	4/28/12
2	Jennifer Rambo	Kentucky	4/11/12
2	Devon Wallace	Kentucky	4/11/12
2	Becca Carden	Ole Miss	3/23/12
2	Lane McGuirt	Tennessee	4/14/10
2	Sandra Smith	Kentucky	3/21/10
2	Jessica Bachkora	SIUE	3/14/10
2	Jessica Bachkora	Missouri St.	2/20/10
2	Sandra Smith	Sam Houston St.	2/19/10
2	Whitney Cloer	Oklahoma	5/16/09
2	Miranda Dixon	Oklahoma	4/8/09
2	Sandra Smith	Auburn	4/5/09
2	Whitney Cloer	Kentucky	3/21/09
2	Dayna Huckabee	Kentucky	4/13/07
2	Whitney Cloer	Nebraska	3/18/07
2	Miranda Dixon	ULM	3/4/07
2	Cortney Mitchell	at Coastal Carolina	3/11/02

Home Run Cycles

Name: Danielle Gibson (solo, two-run home run, three-run home run, grand slam)
 Opponent: SIU-Edwardsville
 Date: 2/23/19
 Result: W, 15-3 (4)

Multi-HR Games

No.	Player	Opponent	Date
4	Danielle Gibson	SIUE	2/28/22
3	Rylin Hedgecock	Kentucky	3/3/23
2	Bri Ellis	Southern Miss	2/15/25
2	Courtney Day	Bradley	2/8/25
2	Hannah Gammill	Georgia	4/1/24
2	Kennedy Miller	Auburn	3/16/24
2	Kennedy Miller	FAU	3/1/24
2	Cylie Halvorson	UT-Arlington	2/23/24
2	Bri Ellis	Long Beach St.	2/16/24
2	Kacie Hoffman	Mississippi St.	3/31/23
2	Rylin Hedgecock	Florida	3/26/23
2	Hannah Gammill	Florida	3/24/23
2	Rylin Hedgecock	A&M-Corpus Christi	3/3/23
2	Taylor Ellsworth	South Carolina	5/1/22
2	Linnie Malkin	South Carolina	4/30/22
2	KB Sides	Kentucky	4/17/22
2	Linnie Malkin	Southeast Mo. St.	4/12/22
2	Taylor Ellsworth	Auburn	4/10/22
2	Linnie Malkin	Auburn	4/8/22
2	Danielle Gibson	Ole Miss	4/3/22
2	Danielle Gibson	Western Ky.	3/21/22
2	Danielle Gibson	Tennessee	3/19/22
2	Taylor Ellsworth	Lehigh	3/11/22
2	Hannah Gammill	Maryland	3/11/22
2	Linnie Malkin	Central Ark.	4/21/21
2	Kayla Green	Alabama	4/10/21
2	Kayla Green	Missouri St.	4/6/21
2	Braxton Burnside	South Carolina	3/13/21
2	Danielle Gibson	Northwestern St.	3/6/21
2	Danielle Gibson	Northwestern St.	3/5/21
2	Braxton Burnside	Texas Tech	2/28/21
2	Braxton Burnside	Southeast Mo. St.	2/26/21
2	Linnie Malkin	McNeese	2/20/21
2	Braxton Burnside	Oklahoma St.	2/11/21
2	Ashley Diaz	UT Arlington	3/26/19
2	Hannah McEwen	Saint Louis	4/10/18
2	Katie Warrick	Iowa St.	3/16/18
2	Braxton Burnside	Grand Canyon	2/17/17
2	A.J. Belans	Missouri	4/9/17
2	Nicole Schroeder	Oklahoma St.	3/1/17
2	Tori Cooper	San Diego	2/19/17
2	Nicole Schroeder	Loyola Marymount	2/17/17
2	Nicole Schroeder	UMass Lowell	2/11/17



MISC. PITCHING RECORDS

No.	Pitcher	Opponent	Date	Total by Pitcher	No.	Name	Years
16	Mary Haff	Furman	4/13/19	16	Mary Haff.....	2018-22	
16	Heather Schlichtman	Marshall	4/9/04	14	Katy Henry.....	2005-08	
15	Heather Schlichtman	vs Wichita State	3/3/01	9	Robyn Herron.....	2024-Present	
15	Heather Schlichtman	vs Auburn	3/13/04	8	Heather Schlichtman	2001-04	
15	Katy Henry	ULM	2/25/05	8	Chenise Delce	2022-2023	
15	Katy Henry	vs UTSA	2/16/07	7	Kimmy Beasley	2012-14	
15	Kimmy Beasley	Auburn	5/3/13	5	Miranda Dixon.....	2007-10	
15	Mary Haff	at Tennessee	3/23/19	5	Hope McLemore.....	2010-13	
14	Mary Haff	Maryland	3/11/22	4	Rachel Talley.....	1999-02	
14	Heather Schlichtman	vs Appalachian State	2/7/04	3	Autumn Storms.....	2017-21	
14	Heather Schlichtman	Mississippi Valley State	2/29/04	2	Chelsea Cohen	2010-13	
14	Heather Schlichtman	at Kentucky	4/24/04	1	Jenna Bloom.....	2020-22	
14	Katy Henry	Kansas City	2/23/07	1	Kim Jones	2008-11	
14	Robyn Herron	Drake	2/24/23	1	Tammy Kincaid.....	1997-2000	
13	Rachel Talley	vs Virginia Tech	2/18/01	1	Grace Moll.....	2014-17	
13	Heather Schlichtman	Oklahoma City	4/23/02	1	Morgan Leinstock	2024	
13	Katy Henry	Centenary	3/5/06	1	Reis Beuerlein	2025	
13	Chelsea Cohen	Saint Louis	2/24/13	No-Hitters			
13	Mary Haff	at Saint Louis	4/10/18	Pitchers			
13	Mary Haff	vs Lipscomb	2/10/19	Opponent			
13	Autumn Storms	Southeast Missouri	2/21/19	Result			
12	Tammy Kincaid	Alabama	3/21/99	Date			
12	Rachel Talley	at Auburn	4/9/99	Tammy Kincaid / Rachel Talley	CSUN	W, 1-0	2/20/00
12	Heather Schlichtman	at FIU	3/2/01	Jennifer Bottoms	Ohio State	W, 2-0	3/4/00
12	Rachel Talley	vs FAU	3/3/01	Katy Henry	Centenary	W, 1-0	4/5/06
12	Rachel Talley	vs Utah	2/16/02	Kimmy Beasley	Savannah State	W, 10-0 (6)	3/19/13
12	Katy Henry	vs Virginia	2/9/07	Hope McLemore / Chelsea Cohen	Kentucky	W, 4-0	4/20/13
12	Katy Henry	Creighton	2/24/08	Grace Moll	Eastern Michigan	W, 13-0 (5)	2/21/14
12	Miranda Dixon	ULM	4/2/08	Mary Haff	Northern Colorado	W, 9-0 (6)	3/2/18
12	Hope McLemore	Louisiana Tech	3/13/10	Autumn Storms	Central Connecticut State	W, 7-0	3/3/18
12	Kim Jones	vs. Rhode Island	2/13/11	Mary Haff	Texas Tech	W, 9-0 (5)	2/26/21
12	Kimmy Beasley	LSU	4/6/13	Mary Haff	Maryland	W, 6-0	3/11/22
12	Kimmy Beasley	at Missouri	4/13/13	Robyn Herron	Illinois State	W, 7-0	2/24/24
12	Mary Haff	vs Fordham	2/19/18	Robyn Herron	ULM	W, 10-0 (5)	2/16/25
12	Mary Haff	Northern Colorado	3/2/18	Perfect Games			
12	Mary Haff	Dartmouth	3/3/18	Pitchers			
12	Mary Haff	Omaha	2/28/19	Opponent			
12	Mary Haff	Boston U	3/2/19	Result			
12	Mary Haff	vs. UIC	2/15/20	Date			
12	Mary Haff	Indiana	2/18/23	Mary Haff	Maryland	W, 6-0	3/11/22
12	Chenise Delce	Arizona	2/23/23	Robyn Herron	Illinois State	W, 7-0	2/24/24
12	Robyn Herron	Iowa State	3/2/23				
12	Chenise Delce	UAB	4/14/23				
11	Robyn Herron	ULM	2/16/25				
11	Katy Henry	Northwestern State	3/4/06				
11	Kimmy Beasley	LSU	4/7/13				
11	Kimmy Beasley	Kentucky	4/19/13				
11	Grace Moll	at Southeast Missouri	4/6/16				
11	Autumn Storms	Boston U	3/2/19				
11	Mary Haff	at Central Arkansas	3/9/21				
11	Mary Haff	at Tennessee	3/18/22				
11	Chenise Delce	North Texas	3/3/23				
11	Robyn Herron	Illinois State	2/24/24				
10	Katy Henry	at Ole Miss	3/21/06				
10	Katy Henry	at Florida	3/25/06				
10	Katy Henry	Kansas	4/5/06				
10	Miranda Dixon	at Texas A&M	2/16/07				
10	Katy Henry	Northern Iowa	3/3/07				
10	Katy Henry	at Kansas	4/3/07				
10	Miranda Dixon	at South Carolina	3/3/08				
10	Katy Henry	ULM	4/2/08				
10	Katy Henry	at Kentucky	4/12/08				
10	Miranda Dixon	vs Cleveland State	3/7/09				
10	Miranda Dixon	at Ole Miss	3/29/09				
10	Hope McLemore	vs Iowa	2/12/10				
10	Hope McLemore	Drake	3/6/10				
10	Hope McLemore	at Georgia	4/2/10				
10	Chelsea Cohen	ULM	2/22/13				
10	Kimmy Beasley	Jacksonville State	3/2/13				
10	Hope McLemore	Kentucky	4/20/13				
10	Kimmy Beasley	Butler	2/13/14				
10	Jenna Bloom	Kansas	3/10/20				
10	Mary Haff	North Dakota State	2/25/21				
10	Mary Haff	at South Carolina	3/12/21				
10	Autumn Storms	Alabama	4/10/21				
10	Chenise Delce	Louisville	2/28/22				
10	Chenise Delce	Missouri State	3/3/22				
10	Chenise Delce	Kennesaw State	3/5/22				
10	Chenise Delce	UCA	3/6/23				
10	Mary Haff	at Ole Miss	4/2/22				
10	Robyn Herron	Texas A&M Commerce	4/18/23				
10	Chenise Delce	Alabama	5/11/23				
10	Robyn Herron	vs. Penn State	2/10/24				
10	Robyn Herron	Northern Iowa	3/10/24				
10	Morgan Leinstock	at Auburn	3/16/24				
10	Reis Beuerlein	Illinois	2/28/25				



THE LAST TIME

ARKANSAS - TEAM

Defeated a ranked opponent.....	def. #7 LSU, 4-1 (April 27, 2024)
Defeated a Top 10 ranked opponent.....	def. #7 LSU, 4-1, in Baton Rouge (April 27, 2024)
Highest ranked team defeated.....	def. #1 Cal, 3-2 (May 19, 2012)
Won 10 or more consecutive games.....	14 (Feb. 6- Feb. 22)
Longest conference win streak.....	12 (March 12, 2021-April 3, 2022)
Won 5 or more consecutive conference home games.....	7 (March 20-April 22, 2023)
Won 5 or more consecutive road games.....	7 (March 20-April 22, 2023)
Won in Extra Innings.....	1-0 (9) vs. #15 Alabama (April 19, 2024)
Lost in Extra Innings.....	3-2 (8) vs. Penn State (Feb. 10, 2024)
Played at least 10 Innings.....	(10) W, 2-1 vs. Alabama (March 20, 2023)
Played at least 11 Innings.....	(11) W, 4-3 vs. Drake (Feb. 24, 2023)
Played at least 12 Innings.....	(14) W, 6-4 at McNeese (Feb. 20, 2021)
Played at least 13 Innings.....	(14) W, 6-4 at McNeese (Feb. 20, 2021)
Played 14 or more Innings.....	(14) W, 6-4 at McNeese (Feb. 20, 2021)
Lost 5 or more consecutive games.....	5 (May 6-20, 2017)
Lost 5 or more consecutive conference games.....	6 (Mar. 24-April 2, 2017)
Scored 10 or more runs in a game.....	13 vs. Missouri State (March 2, 2025)
Scored 10 or more runs in three straight games.....	LA Tech Classic (Feb. 15-16, 2025)
Scored 10 or more runs in four straight games.....	Wooo Pig Classic (Feb. 28-March 2, 2025)
Scored 15 or more runs in a game.....	23 vs. Lipscomb (Feb. 7, 2025)
Shut out back-to-back opponents.....	Illinois State, UT-Arlington (Feb. 22-23, 2024)
Shut out three straight opponents.....	Drake, Iowa State, TAMU-CC (Feb. 26-May 2-3, 2023)
Was shutout (extra-inning game).....	2-0 (10) vs Liberty (March 16, 2021)
Was Shutout (7-inning game).....	6-0 vs. Ole Miss (May 3, 2024)
Was Shutout (6-inning game).....	8-0 (6) vs. Washington (Feb. 11, 2022)
Was Shutout (5-inning game).....	8-0 at #8 Florida (April 6, 2019)
Was Shutout In Fayetteville.....	6-0 vs. Ole Miss (May 3, 2024)
Was No-Hit.....	at #1 Florida (May 16, 2016)
Was No-Hit by SEC Opponent.....	at #1 Florida (May 16, 2016)
Was No-Hit in Fayetteville.....	vs #9 Georgia (May 3, 2009)
Swept a three-game conference series.....	vs. Mississippi State (March 31-April 2, 2023)
Swept four or more conference series.....	#20 S. Car., Ole Miss, Miss. State, #25 Auburn, #20 UGA (2021)
Swept a three-game home conference series.....	vs. South Carolina (April 29-May 1)
Swept a three-game road conference series.....	at Mississippi State (March 31-April 2, 2023)
Swept a non-conference doubleheader.....	vs SEMO (April 12, 2022)
Run ruled an opponent.....	13-2 (5) vs. Missouri State (March 2, 2025)
Most consecutive run-rule wins in a season.....	7, 2025
Was run-ruled.....	L, 9-1 (6) vs. #25 Ole Miss (March 7, 2025)
Hit back-to-back home runs.....	Kailey Wyckoff and Ella McDowell at Texas State (Feb 6, 2025)
Hit five or more home runs in a game.....	7 vs. Lehigh (March 11, 2022)
Hit four or more home runs in a game.....	4 at Auburn (March 16, 2024)
Hit three or more home runs in a game.....	3 vs. Southern Illinois (Feb. 15, 2025)
Homered in five or more consecutive games.....	10 (Feb. 20-March 3, 2025)
Had 10 hits in a game.....	10 vs. Cal State Fullerton (Feb. 20, 2025)
Had 15 or more hits in a game.....	17 vs Lipscomb (Feb. 7, 2025)
Had 10 or more hits in 2 consecutive games (2), vs. Rutgers, Cal State Fullerton (Feb. 20, 2025)	
Had 10 or more hits in 3 consecutive games.....	(3) vs Iowa, Illinois, Missouri St. (Feb. 28-March 2, 2025)
Had five or more doubles in a game.....	5 vs Southern Miss (Feb. 16, 2025)
Had two or more triples in a game.....	2 vs. Lipscomb (Feb. 7, 2025)
Had 10 or more RBI in a game.....	11 vs. Missouri State (March 2, 2025)
Had 20 or more RBI in a game.....	21 vs. Lipscomb (Feb. 7, 2025)
No-hit the opposition, 5 innings.....	vs. ULM (Feb. 16, 2025)
No-hit the opposition, 6 innings.....	vs. Illinois State (Feb. 24, 2024)
No-hit the opposition, 7 innings.....	vs. Illinois State (Feb. 24, 2024)
Recorded 10 or more walks.....	11 vs. Lipscomb (Feb. 7, 2025)
Left 10 or more runners on base.....	10 vs. Central Arkansas (April 30, 2024)
Allowed 10 or more hits.....	13 vs. Mississippi State (March 24, 2024)
Allowed 10 or more runs.....	12 vs. Missouri (April 6, 2024)
Allowed 10 or more earned runs.....	14 vs. Oregon (May 21, 2023)
Allowed 10 or more RBI.....	15 vs. Mississippi State (March 24, 2024)
Allowed five or more doubles.....	5 vs LSU (April 29, 2016)
Allowed three or more home runs.....	4 vs. Mississippi State (March 24, 2024)

OPPONENT-TEAM

Scored 10 or more runs in a game.....	15 vs. Mississippi State (March 24, 2024)
Scored 15 or more runs in a game.....	15 vs. Mississippi State (March 24, 2024)
Had 10 or more hits in a game.....	10 vs. Oklahoma (March. 15, 2025)
Had 15-19 hits in a game.....	15 vs. Georgia (May , 2017)
Shut out Arkansas (7-inning game).....	L, 7-0 vs. #1 Oklahoma (March. 15, 2025)
Shut out Arkansas (5-inning game).....	L, 8-0 at #18 Florida (April 6, 2019)
Shut out Arkansas (extra-inning).....	L, 2-0 (10) vs Liberty (March 16, 2021)
Shut out Arkansas in consecutive games.....	L, 3-0/8-0 at #8 Florida (April 6, 2019)
Shut out Arkansas in Fayetteville.....	7-0 vs. #1 Oklahoma (March. 15, 2025)
Conference opponent S/O Arkansas in Fayetteville.....	7-0 vs. #1 Oklahoma (March. 15, 2025)
Conference opponent S/O Arkansas on the road.....	1-0 vs. #7 LSU (April 28, 2024)
Won a non-conference series against Arkansas.....	
Won a conference series in Fayetteville.....	vs. #1 Oklahoma (March. 15, 2025)
Swept a three-game non-conference series against Arkansas.....	Texas (March 14-16, 2015)
Swept a three-game non-conference series in Fayetteville.....	Texas (March 14-16, 2015)
Swept a three game conference series in Fayetteville.....	vs Georgia (May 5-7, 2017)
Swept a three-game conference road series against Arkansas.....	at #8 Florida (April 5-7, 2019)

ARKANSAS-INDIVIDUAL

Hit a grand slam.....	Atalyia Rijo vs. Missouri State (March 2, 2025)
Hit a walk-off grand slam.....	Atalyia Rijo vs. Missouri State (March 2, 2025)
Hit a walk-off home run.....	Atalyia Rijo vs. Missouri State (March 2, 2025)
Hit two home runs in a game.....	2, Bri Ellis vs. Southern Miss (Feb. 15, 2025)
Hit three home runs in a game.....	Rylin Hedgecock vs. Tennessee (April 22, 2023)
Hit four home runs in a game.....	Danielle Gibson vs SIUE (Feb 23, 2019)
Homered in consecutive games in a conf. series.....	Bri Ellis, Games 1 & 2, at Auburn (March 16, 2024)
Homered in three or more consecutive games.....	(3) Kristina Foreman at the Rebel Kickoff vs. Weber State (twice) and Southern Utah (Feb. 10-11, 2023)
Hit an inside the park home run.....	KB Sides vs Illinois (Feb. 18, 2022)
Hit for the home run cycle.....	Danielle Gibson vs SIUE (Feb 23, 2019)
Had five hits in a game.....	5, Danielle Gibson at South Carolina (March 13, 2021)
Had four hits in a game.....	4, Reagan Johnson vs. Ohio (Feb. 9, 2024)
Had two doubles in a game.....	2, Kailey Wyckoff, vs. ULM (March 16, 2025)
Had three doubles in a game.....	3, KB Sides vs. Florida (April 22, 2022)
Had four or more RBI in a game.....	6, Bri Ellis vs. Southern Miss (Feb. 15, 2025)
Had six or more RBI in a game.....	6, Courtney Day vs. Illinois (Feb. 28, 2025)
Had 10 or more RBI in a game.....	(10) Danielle Gibson vs SIUE (Feb 23, 2019)
Walked three or more times in a game.....	(3) Raigan Kramer vs. Ohio (Feb. 9, 2024)
Stole three bases in a game.....	(3) Reagan Johnson vs. Illinois (March 1, 2025)
Pitched a complete game shutout.....	Robyn Herron, 5.0 IP, vs. Iowa (March 1, 2025)
Had 10 or more strikeouts in a game.....	(11) Robyn Herron vs. ULM (Feb. 16, 2025)
Gave up 10 or more hits in a game.....	11, Hannah Camenzind vs. #3 Georgia (March 31, 2024)
Gave up three or more home runs in a game.....	(3) Chenise Delce vs. Florida State (Feb. 17, 2023)
Threw a perfect game.....	Robyn Herron vs. Illinois State (Feb. 24, 2024)
Threw a 7-inning no hitter.....	Robyn Herron vs. Illinois State (Feb. 24, 2024)
Threw a 5-inning no hitter.....	(5 Inn.) Robyn Herron vs ULM (Feb. 16, 2025)

HOGS RECORD WHEN...

2025 BY GAME	Overall 20-5	SEC 1-4
Home	5-2	0-2
Away	3-2	1-2
Neutral	11-1	0-0
Day Games (< 5 pm.)	15-3	1-2
Night Games (> 5 pm.)	5-2	0-2
Ranked Opponents	1-5	1-4
Unranked Opponents	19-0	0-0
BY OPPOSING STARTER		
Left-handed	3-2	0-1
Right-handed	17-3	1-3
BY ARKANSAS STARTER		
5+ inn.	11-3	1-3
Less than 5 inn.	9-2	0-1
BY SCORING/MARGIN		
Scoring first	17-2	1-2
Opp. scores first	3-3	0-2
One-run games	1-0	0-0
Two-run games	2-1	0-1
Three+ run games	17-4	1-3
Shutouts	7-1	0-1
Extra innings	0-0	0-0
0-2 runs	1-4	0-3
3-5 runs	2-1	0-1
6-9 runs	5-0	0-0
10+ runs	10-0	1-0
Out-hit opp.	20-0	1-0
Out-hit by opp.	0-4	0-4
Equal hits	0-0	0-0
Hitting a HR	17-2	1-1
Going homerless	3-1	0-1
Allowing a HR	5-5	1-4
Not allowing a HR	15-0	0-0
Errorless	16-1	1-1
Error committed	4-2	0-1
2+ Errors	0-2	0-2
Opponent Errorless	1-1	0-0
Opponents 1+ Errors	19-3	1-3
BY MONTH/DAY/GAME		
February	16-1	0-0
March	4-4	1-4
April	0-0	0-0
May	0-0	0-0
Monday	0-0	0-0
Tuesday	0-0	0-0
Wednesday	0-0	0-0
Thursday	3-0	0-0
Friday	6-1	0-1
Saturday	7-4	0-3
Sunday	4-0	1-0
Game 1	0-2	0-2
Game 2	0-2	0-2
Game 3	0-0	0-0
Game 4	0-0	0-0
BY TIME ZONE		
Central	16-4	1-4
Eastern	0-0	0-0
Mountain	0-0	0-0
Pacific	4-1	0-0
BY UNIFORM		
White	6-3	0-3
Cardinal	6-2	0-1
Grey	8-0	1-0
LEADING AFTER		
Inn.	1 2 3 4 5 6	
	11-1 14-0 18-1 19-1 8-1 3-0	
TRAILING AFTER		
Inn.	1 2 3 4 5 6	
	2-2 0-2 0-3 0-4 1-4 1-3	
TIED AFTER		
Inn.	1 2 3 4 5 6	
	8-2 6-3 2-1 1-0 0-0 0-0	

STAT LEADERS AND MISCELLANEOUS STATS

2025 MULTI-HIT GAMES						HITTING STREAKS					
Player	2	3	4	5+	TOTAL	Player	Long	Current	Career		
Ava Carter	1	-	-	-	1	Reagan Johnson	7	-	10		
Kailey Wyckoff	5	1	-	-	6	Bri Ellis	6	1	9		
Bri Ellis	12	-	-	-	12	Kennedy Miller	3	-	6		
Reagan Johnson	9	1	-	-	10	Raigan Kramer	5	2	6		
Courtney Day	7	-	-	-	7	Rylee Cloud	-	-	2		
Karlie Davison	4	1	-	-	5	Courtney Day	5	1	5		
Raigan Kramer	2	1	-	-	3	Atalyia Rijo	7	-	7		
Kennedy Miller	3	-	-	-	3	Cam Harrison	1	-	1		
Atalyia Rijo	6	-	-	-	6	Karlie Davison	4	-	4		
Ella McDowell	7	-	-	-	7	Jayden Ramos	2	-	2		
TEAM	57	4	0	0	61	Ava Carter	3	-	3		
						Carlee Ratcliff	1	-	1		
						Spencer Prigge	2	-	5		
						Kailey Wyckoff	5	4	14		
						Ella McDowell	7	1	6		
2025 MULTI-RBI GAMES						REACHED-BASE STREAKS					
Player	2	3	4	5+	TOTAL	Player	Long	Current	Career		
Kennedy Miller	3	-	-	-	3	Bri Ellis	17	1	17		
Raigan Kramer	1	-	1	-	2	Reagan Johnson	10	7	15		
Bri Ellis	3	3	2	2	10	Kennedy Miller	11	-	12		
Atalyia Rijo	2	1	2	-	5	Raigan Kramer	13	10	13		
Ella McDowell	4	1	1	-	6	Atalyia Rijo	7	-	7		
Cam Harrison	1	-	-	-	1	Courtney Day	9	1	9		
Karlie Davison	2	-	-	-	2	Cam Harrison	3	-	1		
Kailey Wyckoff	5	-	-	-	5	Kasey Wood	1	1	1		
Courtney Day	4	5	1	1	10	Ramsey Walker	1	-	1		
Jayden Ramos	-	1	-	-	1	Ava Carter	4	-	4		
Ava Carter	-	1	-	-	1	Carlee Ratcliff	1	1	1		
TEAM	24	12	7	3	37	Spencer Prigge	4	2	5		
						Karlie Davison	7	1	7		
						Jayden Ramos	3	-	2		
						Rylee Cloud	2	-	2		
						Kailey Wyckoff	14	10	24		
						Ella McDowell	7	1	6		
CAREER MULTI-HIT GAMES						CAREER MULTI-RBI GAMES					
Player	2	3	4	5+	TOTAL	Player	2	3	4	5+	TOTAL
Reagan Johnson	41	10	3	-	54	Bri Ellis	27	19	5	2	53
Bri Ellis	35	4	-	-	39	Courtney Day	16	12	2	3	33
Kailey Wyckoff	23	10	-	-	33	Kailey Wyckoff	14	5	2	-	21
Courtney Day	25	5	-	-	30	Raigan Kramer	10	1	4	-	15
Raigan Kramer	16	2	-	-	18	Karlie Davison	6	2	3	1	11
Kennedy Miller	15	2	-	-	17	Reagan Johnson	8	-	-	-	8
Karlie Davison	10	4	-	-	14	Kennedy Miller	6	5	-	-	11
Atalyia Rijo	9	2	-	-	11	Ella McDowell	4	1	1	-	6
Ella McDowell	7	-	-	-	7	Cam Harrison	1	-	-	-	1
Ava Carter	1	-	-	-	1	Spencer Prigge	5	3	-	-	8
Spencer Prigge	1	-	-	-	1	Atalyia Rijo	4	2	2	1	9
TEAM	186	38	3	0	216	Jayden Ramos	-	1	-	-	1
						Ava Carter	-	1	-	-	1
						TEAM	96	49	18	5	162
SCORE BY INNINGS											
	1	2	3	4	5	6	7	Total			
Arkansas	30	46	35	37	38	23	4	213			
Opponents	8	8	8	11	6	14	11	66			

Career Home Runs

Karlie Davison

No.	Opponent	Date	RBI
14 (3)	vs. UCLA	5/11/24	1
13 (2)	Oregon	3/17/24	1
12 (1)	at San Diego State	3/6/24	2
11 (11)	Ole Miss	5/21/23	2
10 (10)	Southern Illinois	5/19/23	3
9 (9)	vs. UCLA	5/13/23	1
8 (8)	vs. Cal	5/11/23	1
7 (7)	at Oregon*	5/6/23	2
6 (6)	at Oregon*	5/6/23	2
5 (5)	at Oregon	5/5/23	1
4 (4)	at Arizona	3/17/23	1
3 (3)	vs. Oklahoma	2/25/23	1
2 (2)	at UC-San Diego	2/11/23	2
1 (1)	vs. Northern Colorado	2/11/23	3

Courtney Day

No.	Opponent	Date	RBI
34 (8)	Iowa	3/1/25	3
33 (7)	Illinois	2/28/25	4
32 (6)	vs. LMU	2/21/25	2
31 (5)	vs. Rutgers	2/20/25	3
30 (4)	vs. ULM	2/14/25	3
29 (3)	vs. Bradley*	2/8/25	2
28 (2)	vs. Bradley*	2/8/25	2
27 (1)	vs. Lipscomb	2/7/25	2
26 (7)	vs. Texas Tech	3/26/23	2
25 (6)	Wisconsin	3/11/23	2
24 (5)	Louisiana	3/5/23	2
23 (4)	Louisiana*	3/3/23	3
22 (3)	Louisiana*	3/3/23	2
21 (2)	Virginia Tech	2/24/23	2
20 (1)	Lamar	2/15/23	2
19 (12)	vs. Oklahoma State	6/6/22	3
18 (11)	vs. Oklahoma State	6/6/22	3
17 (10)	vs. Arizona	6/5/22	1
16 (9)	at Texas Tech	4/30/22	1
15 (8)	UT Arlington	4/6/22	1
14 (7)	at Kansas	3/26/22	1
13 (6)	Lamar	3/22/22	1
12 (5)	Nicholls*	3/12/22	2
11 (4)	Nicholls*	3/12/22	1
10 (3)	Minnesota	3/12/22	1
9 (2)	at Florida Gulf Coast	2/12/22	2
8 (1)	at Florida Gulf Coast	2/11/22	1
7 (2)	at Iowa State	4/9/21	2
6 (1)	at UT Arlington	4/7/21	2
5 (5)	vs. Fresno State*	2/29/20	1
4 (4)	vs. Fresno State*	2/29/20	1
3 (3)	Lipscomb	2/21/20	1
2 (2)	vs. Tennessee	2/14/20	1
1 (1)	Lamar	2/7/20	3

Carlee Ratcliff

No.	Opponent	Date	RBI
1 (1)	UT Arlington	2/25/24	2

Ella McDowell

No.	Opponent	Date	RBI
4 (4)	Missouri State	3/2/25	2
3 (3)	Iowa	3/1/25	1
2 (2)	vs. Southern Miss	2/15/25	1
1 (1)	at Texas State	2/6/25	1

Jayden Ramos

No.	Opponent	Date	RBI
1 (1)	Illinois	3/1/25	3

Atalyia Rijo

No.	Opponent	Date	RBI
8 (3)	Missouri State	3/2/25	4
7 (2)	vs. Cal State Fullerton	2/20/25	2
6 (1)	vs. ULM	2/14/25	1
5 (5)	at Missouri	5/7/23	4
4 (4)	at WKU	4/24/23	1
3 (3)	at Kentucky	4/22/23	3
2 (2)	Texas A&M Corpus Christi	3/3/23	1
1 (1)	vs. Baylor	2/12/23	1

Bri Ellis

No.	Opponent	Date	RBI
61 (13)	at Ole Miss	3/9/25	3
60 (12)	at Ole Miss	3/8/25	1
59 (11)	Iowa	3/1/25	1
58 (10)	Illinois	2/28/25	2
57 (9)	vs. UCLA	2/22/25	2
56 (8)	vs. Baylor	2/22/25	3
55 (7)	vs. Southern Miss	2/16/25	4
54 (6)	vs. Southern Miss*	2/15/25	2
53 (5)	vs. Southern Miss*	2/15/25	3
52 (4)	at Louisiana Tech	2/14/25	2
51 (3)	vs. Bradley	2/8/25	2
50 (2)	vs. Lipscomb	2/6/25	2
49 (1)	at Texas State	2/6/25	1
48 (14)	Alabama	4/21/24	2
47 (13)	Missouri	4/5/24	2
46 (12)	at Georgia	3/30/24	3
45 (11)	Mississippi State	3/23/24	1
44 (10)	Auburn	3/16/24	1
43 (9)	Auburn	3/16/24	3
42 (8)	UNI	3/9/24	1
41 (7)	Florida Atlantic	3/1/24	1
40 (6)	South Dakota State	2/29/24	2
39 (5)	Wichita State	2/24/24	2
38 (4)	Illinois State	2/24/24	1
37 (3)	vs. Omaha	2/17/24	1
36 (2)	vs. Long Beach State*	2/16/24	2
35 (1)	vs. Long Beach State*	2/16/24	1
34 (14)	at Clemson	5/21/23	3
33 (13)	vs. Cal State Fullerton	5/19/23	4
32 (12)	at Alabama	4/23/23	1
31 (11)	Jacksonville State	4/19/23	2
30 (10)	at Florida	4/8/23	3
29 (9)	Ole Miss	3/31/23	1
28 (8)	at Georgia	3/10/23	1
27 (7)	Bowling Green	3/5/23	2
26 (6)	Bowling Green	3/3/23	1
25 (5)	Merrimack	2/25/23	1
24 (4)	Merrimack	2/24/23	3
23 (3)	Brown	2/24/23	3
22 (2)	UAB	2/22/23	2
21 (1)	Dayton	2/18/23	1
20 (20)	vs. Louisiana*	5/20/22	1
19 (19)	vs. Louisiana*	5/20/22	2
18 (18)	at Mississippi State	4/24/22	1
17 (17)	at Mississippi State	4/22/22	2
16 (16)	Niagra	4/15/22	2
15 (15)	Niagra	4/15/22	1
14 (14)	Mercer	4/13/22	1
13 (13)	at Arkansas	4/10/22	1
12 (12)	Alabama State	3/30/22	1
11 (11)	at Kentucky*	3/27/22	1
10 (10)	at Kentucky*	3/27/22	1
9 (9)	South Carolina	3/20/22	1
8 (8)	South Carolina	3/19/22	2
7 (7)	Texas A&M	3/13/22	2
6 (6)	North Carolina AT&T	3/5/22	1

5 (5)	Syracuse	2/27/22	2
4 (4)	vs. Texas	2/18/22	3
3 (3)	vs. Texas Tech	2/17/22	3
2 (2)	UMass Lowell	2/13/22	1
1 (1)	St. John's	2/12/22	2

Raigan Kramer

No.	Opponent	Date	RBI
11 (1)	vs. Lipscomb	2/6/26	3
10 (3)	at Georgia	4/1/24	1
9 (2)	South Alabama	3/9/24	2
8 (1)	UNI	3/9/24	1
7 (7)	Harvard	5/19/23	4
6 (6)	UAB	4/16/23	3
5 (5)	at Mississippi State	4/2/23	2
4 (4)	North Texas	3/5/23	3
3 (3)	Iowa State	3/4/23	3
2 (2)	Iowa State	3/4/23	1
1 (1)	vs. Indiana	2/18/23	2

Kennedy Miller

No.	Opponent	Date	RBI
10	vs. LMU	2/21/25	1
9 (1)	at Louisiana Tech	2/14/25	1
8 (8)	Ole Miss	5/4/24	1
7 (7)	at Central Arkansas	4/30/24	2
6 (6)	at Auburn*	3/16/24	1
5 (5)	at Auburn*	3/16/24	2
4 (4)	UNI	3/10/24	2
3 (3)	South Dakota State	3/2/24	3
2 (2)	Florida Atlantic*	3/1/24	1
1 (1)	Florida Atlantic*	3/1/24	2

Kailey Wyckoff

No.	Opponent	Date	RBI
19 (3)	Iowa	2/28/25	2
18 (2)	vs. Rutgers	2/20/25	1
17 (1)	at Texas State	2/6/25	1
16 (7)	vs. Iowa State*	5/8/24	1
15 (6)	vs. Iowa State*	5/8/24	3
14 (5)	Kansas	4/12/24	1
13 (4)	UCF	3/30/24	3
12 (3)	Oklahoma	3/16/24	1
11 (2)	New Mexico	3/12/24	3
10 (1)	at BYU	3/9/24	1
9 (9)	Baylor	4/15/23	1
8 (8)	Iowa State	4/2/23	1
7 (7)	Iowa State	4/1/23	2
6 (6)	vs. Rider	3/17/23	2
5 (5)	Manhattan	3/10/23	1
4 (4)	vs. Santa Clara	2/19/23	1
3 (3)	at UTEP*	2/18/23	2
2 (2)	at UTEP*	2/18/23	1
1 (1)	at UTEP	2/17/23	1

* - Denotes Multi-HR game

ARKANSAS SEASON STATS



2025 Arkansas Season Stats
Overall Statistics for Arkansas (as of Mar 15, 2025)
(All games Sorted by Batting avg)



Record: 20-5 Home: 5-2 Away: 3-2 Neutral: 12-1 : 1-4

Player	avg	gp-gs	ab	r	h	2b	3b	hr	rbi	tb	slg%	bb	hp	so	gdp	ob%	sf	sh	sb-att	po	a	e	fld%	
77 Bri Ellis	.525	25-25	59	31	31	6	0	13	40	76	1.288	25	3	4	0	.663	2	0	0-0	146	4	2	.987	
1 Raigan Kramer	.429	25-24	49	24	21	4	0	1	13	28	.571	19	1	2	0	.577	2	2	1-2	27	0	0	1.000	
23 Reagan Johnson	.370	25-25	81	26	30	3	2	0	3	37	.457	13	1	9	0	.458	1	1	13-14	26	1	0	1.000	
7 Courtney Day	.359	24-23	64	19	23	7	1	8	36	56	.875	11	2	7	2	.462	1	1	0-0	2	0	0	1.000	
6 Ella McDowell	.356	25-25	73	15	26	3	1	4	24	43	.589	8	3	3	0	.430	2	0	1-1	15	35	1	.980	
26 Atalyia Rijo	.346	24-23	52	12	18	5	1	3	21	34	.654	7	5	7	0	.455	2	4	0-0	27	27	3	.947	
46 Kailey Wyckoff	.342	25-25	73	27	25	7	0	3	17	41	.562	14	3	11	0	.452	3	0	1-1	68	6	0	1.000	
14 Karlie Davison	.296	25-25	54	16	16	6	2	0	10	26	.481	6	6	5	0	.418	1	0	5-5	28	39	1	.985	
17 Kennedy Miller	.255	22-22	51	12	13	2	0	2	13	21	.412	8	4	6	0	.391	1	0	1-1	88	11	1	.990	

21 Ava Carter	.455	9-4	11	6	5	1	2	0	5	10	.909	3	0	1	0	.571	0	0	0-0	1	0	0	1.000	
25 Cam Harrison	.429	13-4	7	0	3	3	0	0	2	6	.857	1	0	0	0	.500	0	0	0-0	1	6	0	1.000	
34 Jayden Ramos	.417	12-0	12	2	5	0	0	1	5	8	.667	1	1	1	1	.500	0	0	0-0	0	0	0	.000	
15 Spencer Prigge	.286	9-2	7	3	2	0	0	0	0	2	.286	5	1	0	0	.615	0	0	1-1	0	3	0	1.000	
28 Carlee Ratcliff	.200	7-0	5	1	1	1	0	0	2	2	.400	1	1	2	0	.429	0	0	0-0	2	0	0	1.000	
9 Rylee Cloud	.000	8-1	7	3	0	0	0	0	0	0	.000	2	0	2	0	.222	0	1	0-0	0	3	0	1.000	
12 Payton Burnham	.000	14-7	6	0	0	0	0	0	1	0	.000	0	0	1	1	.000	1	0	0-0	0	8	2	.800	
16 Ramsey Walker	.000	19-1	4	4	0	0	0	0	1	0	.000	1	0	2	0	.167	1	0	0-0	1	0	0	1.000	
45 Jayden Wells	.000	9-0	1	7	0	0	0	0	0	0	.000	0	0	0	0	.000	0	0	0-0	0	0	0	.000	
13 Kasey Wood	.000	13-0	1	5	0	0	0	0	0	0	.000	1	0	1	0	.500	0	0	0-0	0	2	0	1.000	
99 Lexi King	.000	7-0	0	0	0	0	0	0	0	0	.000	0	0	0	0	.000	0	0	0-0	0	2	0	1.000	
4 Reis Beuerlein	.000	8-4	0	0	0	0	0	0	0	0	.000	0	0	0	0	.000	0	0	0-0	0	2	0	1.000	
11 Robyn Herron	.000	11-10	0	0	0	0	0	0	0	0	.000	0	0	0	0	.000	0	0	0-0	1	6	0	1.000	
Totals	.355	25	617	213	219	48	9	35	193	390	.632	126	31	64	4	.475	17	9	23-25	433	155	10	.983	
Opponents	.194	25	515	66	100	13	3	11	59	152	.295	66	14	160	9	.300	5	8	11-11	411	158	32	.947	

(All games Sorted by Earned run avg)

Player	era	w-l	app	gs	cg	sho	sv	ip	h	r	er	bb	so	2b	3b	hr	b/avg	wp	hp	bk	sfa	sha	
7 Courtney Day	0.00	0-0	1	0	0	0/0	0	1.0	1	0	0	0	1	0	0	0	.250	0	0	0	0	0	0
99 Lexi King	1.45	3-0	7	0	0	0/3	0	9.2	11	2	2	0	2	2	0	0	.289	0	1	0	0	0	0
25 Cam Harrison	2.02	3-0	11	4	0	0/1	2	27.2	16	9	8	19	29	2	2	1	.178	5	0	0	2	3	
11 Robyn Herron	2.33	7-3	11	10	5	3/1	0	51.0	27	20	17	30	62	3	1	4	.153	5	6	0	1	1	
12 Payton Burnham	2.60	5-2	10	7	2	1/0	1	37.2	26	17	14	9	37	3	0	4	.187	1	5	0	0	2	
4 Reis Beuerlein	6.46	2-0	8	4	0	0/1	0	17.1	19	18	16	8	29	3	0	2	.279	1	2	0	2	2	
Totals	2.76	20-5	25	25	7	7/3	3	144.1	100	66	57	66	160	13	3	11	.194	12	14	0	5	8	
Opponents	8.89	5-20	25	25	7	1/0	1	137.0	219	213	174	126	64	48	9	35	.355	12	31	0	17	9	

ARKANSAS SEC ONLY SEASON STATS (2024)



2025 Arkansas Season Stats
Conference statistics for Arkansas (as of Mar 15, 2025)
(games only Sorted by Batting avg)



Record: 1-4 Home: 0-2 Away: 1-2 : 1-4

Player	avg	gp-gs	ab	r	h	2b	3b	hr	rbi	tb	slg%	bb	hp	so	gdp	ob%	sf	sh	sb-att	po	a	e	fld%
77 Bri Ellis	.429	5-5	14	6	6	0	0	2	7	12	.857	4	1	3	0	.579	0	0	0-0	24	2	0	1.000
23 Reagan Johnson	.333	5-5	15	3	5	0	0	0	0	5	.333	5	0	5	0	.500	0	0	0-0	9	1	0	1.000
6 Ella McDowell	.333	5-5	15	2	5	0	1	0	7	7	.467	2	2	1	0	.474	0	0	0-0	4	4	1	.889
1 Raigan Kramer	.333	5-5	12	4	4	1	0	0	2	5	.417	6	0	2	0	.556	0	1	0-0	12	0	0	1.000
26 Atalyia Rijo	.300	5-5	10	0	3	0	0	0	2	3	.300	0	1	1	0	.333	1	3	0-0	9	4	2	.867
14 Karlie Davison	.286	5-5	14	1	4	1	1	0	1	7	.500	0	3	2	0	.412	0	0	0-0	8	10	0	1.000
17 Kennedy Miller	.250	5-5	12	2	3	0	0	0	3	3	.250	0	2	2	0	.333	1	0	0-0	19	3	1	.957
46 Kailey Wyckoff	.235	5-5	17	5	4	2	0	0	0	6	.353	2	1	6	0	.350	0	0	0-0	5	0	0	1.000
7 Courtney Day	.176	5-5	17	3	3	2	0	0	3	5	.294	1	0	4	1	.222	0	1	0-0	1	0	0	1.000

34 Jayden Ramos	.000	1-0	1	0	0	0	0	0	0	0	.000	0	0	0	1	.000	0	0	0-0	0	0	0	.000
45 Jayden Wells	.000	2-0	0	2	0	0	0	0	0	0	.000	0	0	0	0	.000	0	0	0-0	0	0	0	.000
16 Ramsey Walker	.000	4-0	0	0	0	0	0	0	0	0	.000	0	0	0	0	.000	0	0	0-0	0	0	0	.000
12 Payton Burnham	.000	2-2	0	0	0	0	0	0	0	0	.000	0	0	0	0	.000	0	0	0-0	0	4	1	.800
4 Reis Beuerlein	.000	1-0	0	0	0	0	0	0	0	0	.000	0	0	0	0	.000	0	0	0-0	0	0	0	.000
25 Cam Harrison	.000	3-0	0	0	0	0	0	0	0	0	.000	0	0	0	0	.000	0	0	0-0	0	1	0	1.000
11 Robyn Herron	.000	4-3	0	0	0	0	0	0	0	0	.000	0	0	0	0	.000	0	0	0-0	1	2	0	1.000
13 Kasey Wood	.000	1-0	0	0	0	0	0	0	0	0	.000	0	0	0	0	.000	0	0	0-0	0	0	0	.000
99 Lexi King	.000	1-0	0	0	0	0	0	0	0	0	.000	0	0	0	0	.000	0	0	0-0	0	0	0	.000
Totals	.291	5	127	28	37	6	2	2	25	53	.417	20	10	26	2	.421	2	5	0-0	92	31	5	.961
Opponents	.298	5	124	34	37	7	1	6	33	64	.516	27	4	22	3	.433	2	1	6-6	96	38	5	.964

(games only Sorted by Earned run avg)

Player	era	w-l	app	gs	cg	sho	sv	ip	h	r	er	bb	so	2b	3b	hr	b/avg	wp	hp	bks	sfa	sha	
25 Cam Harrison	5.25	0-0	3	0	0	0/0	0	4.0	5	3	3	5	2	1	1	0	.333	2	0	0	1	0	
11 Robyn Herron	5.83	1-3	4	3	1	0/0	0	18.0	18	17	15	18	15	2	0	3	.265	2	4	0	1	1	
12 Payton Burnham	5.88	0-1	2	2	0	0/0	0	8.1	11	10	7	2	5	3	0	3	.297	0	0	0	0	0	

99 Lexi King	21.00	0-0	1	0	0	0/0	0	0.1	2	1	1	0	0	1	0	0	.667	0	0	0	0	0	
4 Reis Beuerlein	99.00	0-0	1	0	0	0/0	0	0.0	1	3	3	2	0	0	0	0	1.000	0	0	0	0	0	
Totals	6.62	1-4	5	5	1	0/0	0	30.2	37	34	29	27	22	7	1	6	.298	4	4	0	2	1	
Opponents	4.16	4-1	5	5	3	1/0	1	32.0	37	28	19	20	26	6	2	2	.291	0	10	0	2	5	

RESULTS

DATE	OPPONENT	RESULT	SCORE	OVERALL	CONFERENCE	PITCHER OF RECORD	ATTENDANCE	TIME
Feb. 6, 2025	at Texas State	W	3-1	1-0-0	0-0	Herron (W, 1-0)	791	2:05
Feb 7, 2025	vs Lipscomb	W	23-0 (5)	2-0-0	0-0-0	Beuerlein (W 1-0)	781	2:08
Feb 7, 2025	vs Bradley	W	3-1	3-0-0	0-0-0	Burnham (W 1-0)	781	1:51
Feb 8, 2025	vs Bradley	W	9-1 (6)	4-0-0	0-0-0	King (W 1-0)	991	2:00
Feb 8, 2025	vs San Diego	W	2-1	5-0-0	0-0-0	Burnham (W 2-0)	991	2:00
Feb. 14, 2025	vs. ULM	W	11-2 (6)	6-0-0	0-0-0	Burnham (W 3-0)	328	2:30
Feb. 14, 2025	at LA Tech	W	9-1 (5)	7-0-0	0-0-0	Herron (W 2-0)	770	1:34
Feb. 15, 2025	vs. Southern Miss	W	12-4 (6)	8-0-0	0-0-0	King (W, 2-0)	278	2:08
Feb 16, 2025	vs Southern Miss	W	12-3 (5)	9-0-0	0-0-0	Harrison (W, 1-0)	183	2:04
Feb 16, 2025	vs ULM	W	10-0 (5)	10-0-0	0-0-0	Herron (W, 3-0)	274	1:27
Feb 20, 2025	vs Rutgers	W	10-0 (5)	11-0-0	0-0-0	Burnham (W, 4-0)	143	2:07
Feb 20, 2025	vs Cal State Fullerton	W	10-0 (5)	12-0-0	0-0-0	Herron (W, 4-0)	567	1:36
Feb. 21, 2025	vs. Loyola Marymount	W	6-2	13-0-0	0-0-0	Harrison (W, 2-0)	598	2:00
Feb. 22, 2025	vs. Baylor	W	8-0 (5)	14-0-0	0-0-0	Herron (W, 5-0)	646	1:35
Feb. 22, 2025	vs. #4 UCLA	L	9-1 (6)	14-1-0	0-0-0	Burnham (W, 4-1)	1,328	1:40
Feb 28, 2025	IOWA	W	9-0 (5)	15-1-0	0-0-0	Herron (W, 6-0)	2,545	2:10
Feb 28, 2025	ILLINOIS	W	12-4 (6)	16-1-0	0-0-0	Beuerlein (W, 2-0)	2,545	2:00
Mar 01, 2025	IOWA	W	12-0 (5)	17-1-0	0-0-0	Harrison (W, 3-0)	2,881	1:40
Mar 01, 2025	ILLINOIS	W	10-1 (6)	18-1-0	0-0-0	Burnham (W, 5-1)	2,881	2:00
Mar 02, 2025	MISSOURI STATE	W	13-2 (5)	19-1-0	0-0-0	King (W, 3-0)	2,638	1:49
* Mar 07, 2025	at #25 Ole Miss	L	1-9 (6)	19-2-0	0-1-0	Herron (L, 6-1)	902	2:11
* Mar 08, 2025	at #25 Ole Miss	L	3-9	19-3-0	0-2-0	Burnham (L, 5-2)	1,160	2:28
* Mar 09, 2025	at #25 Ole Miss	W	20-3 (5)	20-3-0	1-2-0	Herron (W, 7-1)	969	2:13
* Mar 15, 2025	#1 OKLAHOMA-1	L	0-7	20-4-0	1-3-0	Herron (L, 7-2)	3124	2:12
* Mar 15, 2025	#1 OKLAHOMA-2	L	4-6	20-5-0	1-4-0	Herron (L, 7-3)	3178	2:24

ARKANSAS GAME-BY-GAME TEAM STATS

BATTING

Date	Opponent	ab	r	h	rbi	2b	3b	hr	tb	bb	ibb	sb	cs	hbp	sac	sf	gdp	k	po	a	e	lob	avg
Feb 06	at Texas State	25	3	5	3	0	0	3	14	1	0	0	0	0	0	0	0	3	21	6	1	2	.200
Feb 07	vs Lipscomb	30	23	17	21	6	2	3	36	11	0	1	0	2	0	3	0	1	15	7	0	8	.400
Feb 07	vs Bradley	22	3	5	3	1	0	0	6	2	0	2	0	1	0	2	0	1	21	5	0	6	.351
Feb 08	vs Bradley	28	9	9	9	2	0	3	20	8	0	4	0	1	0	0	0	1	18	11	0	10	.343
Feb 08	vs San Diego	21	2	4	2	0	0	0	4	7	0	0	0	1	2	0	1	0	21	4	0	9	.317
Feb 14	vs Louisiana Monroe	28	11	13	11	2	1	2	23	6	0	1	0	1	0	1	1	3	18	7	1	8	.344
Feb 14	at Louisiana Tech	25	9	10	7	2	0	2	18	2	0	0	0	1	1	0	0	1	15	4	0	5	.352
Feb 16	vs Southern Miss	27	12	11	10	5	1	1	21	5	0	1	0	0	0	1	0	1	15	1	0	6	.367
Feb 16	vs Louisiana Monroe	21	10	9	9	4	0	0	13	5	0	1	0	2	0	1	0	2	15	3	0	7	.372
Feb 20	vs Rutgers	26	10	12	7	3	0	2	21	4	0	0	1	0	0	1	0	1	15	7	1	6	.380
Feb 20	vs Cal State Fullerton	21	10	10	10	0	0	1	13	6	0	0	0	2	0	2	0	2	15	7	0	9	.387
Feb 21	vs Loyola Marymount	30	6	8	4	1	0	2	15	6	0	0	0	1	0	0	0	3	21	8	0	10	.376
Feb 22	vs Baylor	21	8	7	8	1	0	1	11	4	0	1	0	0	0	0	0	2	15	5	0	5	.374
Feb 22	vs UCLA	23	1	5	1	1	0	1	9	0	0	0	0	0	0	0	0	6	17	5	1	4	.364
Feb 28	IOWA	17	9	6	9	0	0	1	9	9	0	2	0	2	0	1	0	1	15	3	0	8	.364
Feb 28	ILLINOIS	25	12	8	12	1	1	2	17	5	2	1	0	0	0	1	0	2	18	5	1	4	.361
Mar 01	IOWA	21	12	10	12	4	0	3	23	6	0	1	1	0	1	0	0	2	15	8	0	4	.367
Mar 01	ILLINOIS	25	10	10	8	2	0	1	15	9	3	4	0	1	0	2	0	0	18	11	0	11	.368
Mar 02	MISSOURI STATE	23	13	10	11	2	1	2	20	6	0	3	0	3	0	0	0	0	15	7	0	6	.371
*Mar 07	at Ole Miss	21	1	4	1	0	0	0	4	2	0	0	0	4	1	1	0	5	17	6	2	10	.364
*Mar 08	at Ole Miss	29	3	9	3	2	1	1	16	5	0	0	0	0	0	0	1	7	18	8	2	10	.361
*Mar 09	at Ole Miss	29	20	14	17	1	1	1	20	8	0	0	0	4	1	1	0	4	15	3	0	8	.367
*Mar 15	OKLAHOMA	23	0	3	0	1	0	0	4	1	0	0	0	1	0	0	1	4	21	7	1	4	.358
*Mar 15	OKLAHOMA	25	4	7	4	2	0	0	9	4	0	0	0	1	3	0	0	6	21	7	0	8	.355
Totals		617	213	219	193	48	9	35	390	126	5	23	2	31	9	17	4	64	433	155	10	177	.355

PITCHING

Date	Opponent	ip	h	r	er	bb	so	2b	3b	hr	wp	bk	hbp	dp	ibb	score	w-l	sv	era
Feb 06	at Texas State	7.0	3	1	0	4	7	1	0	0	2	0	0	0	0	3-1	1-0	1	0.00
Feb 07	vs Lipscomb	5.0	3	0	0	1	5	0	0	0	0	0	0	0	0	23-0	2-0	1	0.00
Feb 07	vs Bradley	7.0	3	1	1	2	9	0	0	0	1	0	1	0	0	3-1	3-0	2	0.37
Feb 08	vs Bradley	6.0	3	1	1	2	6	0	0	0	0	0	0	1	0	9-1	4-0	2	0.56
Feb 08	vs San Diego	7.0	2	1	1	1	10	0	1	0	0	0	0	0	0	2-1	5-0	2	0.66
Feb 14	vs Louisiana Monroe	6.0	3	2	1	5	6	0	0	0	2	0	1	0	0	11-2	6-0	2	0.74
Feb 14	at Louisiana Tech	5.0	3	1	1	1	7	0	0	1	0	0	0	0	0	9-1	7-0	2	0.81
Feb 16	vs Southern Miss	5.0	3	3	3	6	11	0	0	1	0	0	0	0	0	12-3	9-0	2	1.56
Feb 16	vs Louisiana Monroe	5.0	0	0	0	2	11	0	0	0	1	0	0	0	0	10-0	10-0	2	1.42
Feb 20	vs Rutgers	5.0	2	0	0	0	5	0	0	0	0	0	1	0	0	10-0	11-0	2	1.31
Feb 20	vs Cal State Fullerton	5.0	1	0	0	2	8	0	1	0	1	0	0	2	0	10-0	12-0	2	1.22
Feb 21	vs Loyola Marymount	7.0	5	2	2	0	5	1	0	0	0	0	0	0	0	6-2	13-0	2	1.29
Feb 22	vs Baylor	5.0	1	0	0	0	6	0	0	0	0	0	1	0	0	8-0	14-0	2	1.21
Feb 22	vs UCLA	5.2	10	9	9	3	3	1	0	1	0	0	2	0	1	1-9	14-1	2	1.86
Feb 28	IOWA	5.0	1	0	0	1	6	0	0	0	0	0	1	0	0	9-0	15-1	2	1.76
Feb 28	ILLINOIS	6.0	3	4	2	1	14	0	0	1	0	0	1	0	0	12-4	16-1	3	1.79
Mar 01	IOWA	5.0	1	0	0	4	4	0	0	0	0	0	0	3	0	12-0	17-1	3	1.70
Mar 01	ILLINOIS	6.0	4	1	1	2	4	0	0	0	0	0	0	0	0	10-1	18-1	3	1.67
Mar 02	MISSOURI STATE	5.0	7	2	2	0	7	2	0	0	0	0	0	0	0	13-2	19-1	3	1.72
*Mar 07	at Ole Miss	5.2	9	9	7	3	5	2	0	1	2	0	2	0	0	1-9	19-2	3	2.05
*Mar 08	at Ole Miss	6.0	10	9	6	5	2	1	1	1	1	0	0	1	0	3-9	19-3	3	2.29
*Mar 09	at Ole Miss	5.0	5	3	3	6	4	0	0	1	1	0	0	1	0	20-3	20-3	3	2.36
*Mar 15	OKLAHOMA	7.0	6	7	7	8	7	1	0	1	0	0	1	1	0	0-7	20-4	3	2.60
*Mar 15	OKLAHOMA	7.0	7	6	6	5	4	3	0	2	0	0	1	0	0	4-6	20-5	3	2.76
Totals		144.1	100	66	57	66	160	13	3	11	12	0	14	9	1	213-66	20-5	3	2.76

HOME RUN TRACKER

#	DATE	PLAYER	OPPONENT	SITE	# OF RUNS	INNING	LINEUP SPOT	GAME RESULT
1	2-6-25	Bri Ellis	at Texas State	San Marcos, Texas	1	2	4	W, 3-1
2	2-6-25	Kailey Wyckoff!	at Texas State	San Marcos, Texas	1	6	2	W, 3-1
3	2-6-25	Ella McDowell!	at Texas State	San Marcos, Texas	1	6	2	W, 3-1
4	2-7-25	Raigan Kramer	vs. Lipscomb	San Marcos, Texas	3	3	6	W, 23-0 (5)
5	2-7-25	Bri Ellis	vs. Lipscomb	San Marcos, Texas	2	4	4	W, 23-0 (5)
6	2-7-25	Courtney Day	vs. Lipscomb	San Marcos, Texas	2	5	8	W, 23-0 (5)
7	2-8-25	Courtney Day	vs. Bradley	San Marcos, Texas	2	3	7	W, 9-1 (6)
8	2-8-25	Bri Ellis	vs. Bradley	San Marcos, Texas	2	6	4	W, 9-1 (6)
9	2-8-25	Courtney Day	vs. Bradley	San Marcos, Texas	6	6	7	W, 9-1 (6)
10	2-14-25	Atalyia Rijo	vs. ULM	Ruston, La.	1	3	9	W, 11-2 (6)
11	2-14-25	Courtney Day	vs. ULM	Ruston, La.	3	3	7	W, 11-2 (6)
12	2-14-25	Bri Ellis	at LA Tech	Ruston, La.	2	4	4	W, 9-1 (5)
13	2-14-25	Kennedy Miller	at LA Tech	Ruston, La.	1	5	7	W, 9-1 (5)
14	2-15-25	Bri Ellis	vs. Southern Miss	Ruston, La.	3	1	4	W, 12-4 (6)
15	2-15-25	Ella McDowell	vs. Southern Miss	Ruston, La.	1	2	3	W, 12-4 (6)
16	2-15-25	Bri Ellis	vs. Southern Miss	Ruston, La.	2	3	4	W, 12-4 (6)
17	2-16-25	Bri Ellis+	vs. Southern Miss	Ruston, La.	4	4	4	W, 12-3 (5)
18	2-20-25	Kailey Wyckoff	vs. Rutgers	Cathedral City, Calif.	1	3	2	W, 10-0 (5)
19	2-20-25	Courtney Day	vs. Rutgers	Cathedral City, Calif.	3	6	5	W, 10-0 (5)
20	2-20-25	Atalyia Rijo	vs. Cal State Fullerton	Cathedral City, Calif.	2	2	6	W, 10-0 (5)
21	2-21-25	Courtney Day	vs. Loyola Marymount	Cathedral City, Calif.	3	5	2	W, 6-2
22	2-21-25	Kennedy Miller	vs. Loyola Marymount	Cathedral City, Calif.	1	7	7	W, 6-2
23	2-22-25	Bri Ellis	vs. Baylor	Cathedral City, Calif.	3	2	4	W, 8-0 (5)
24	2-22-25	Bri Ellis	vs. UCLA	Cathedral City, Calif.	1	4	4	L, 9-1 (6)
25	2-28-25	Kailey Wyckoff^	Iowa	Fayetteville	2	5	2	W, 9-0 (5)
26	2-28-25	Bri Ellis	Illinois	Fayetteville	2	1	3	W, 12-4 (6)
27	2-28-25	Courtney Day	Illinois	Fayetteville	4	6	4	W, 12-4 (6)
28	3-1-25	Bri Ellis	Iowa	Fayetteville	1	1	3	W, 12-0 (5)
30	3-1-25	Courtney Day^	Iowa	Fayetteville	3	2	4	W, 12-0 (5)
31	3-1-25	Jayden Ramos*^	Illinois	Fayetteville	3	6	1	W, 10-1 (6)
32	3-2-25	Ella McDowell	Missouri State	Fayetteville	2	2	6	W, 13-2 (5)
33	3-2-25	Atalyia Rijo^	Missouri State	Fayetteville	4	6	5	W, 13-2 (5)
34	3-8-25	Bri Ellis	at Ole Miss	Oxford, Miss.	1	5	3	L, 9-3
35	3-9-25	Bri Ellis	at Ole Miss	Oxford, Miss.	3	3	3	W, 20-3 (5)

! - back-to-back | * - pinch hitter | # - go ahead | \$ - walk off | + - grand slam | ^ - run-rule walk-off

GAME HIGHS

TEAM GAME HIGHS

Hitting
At bats: 31- vs Southern Miss (Feb 15, 2025 at Ruston, La.)
Runs scored: 23 - vs Lipscomb (Feb 07, 2025 at San Marcos, Texas)
Hits: 17 - vs Lipscomb (Feb 07, 2025 at San Marcos, Texas)
RBI: 21 - vs Lipscomb (Feb 07, 2025 at San Marcos, Texas)
Doubles: 6 - vs Lipscomb (Feb 07, 2025 at San Marcos, Texas)
Triples: 2 - vs Lipscomb (Feb 07, 2025 at San Marcos, Texas)
Home runs: 3 - at Texas State (Feb 06, 2025)
3 - vs Lipscomb (Feb 07, 2025 at San Marcos, Texas)
3 - vs Bradley (Feb 08, 2025 at San Marcos, Texas)
Total bases: 36 - vs Lipscomb (Feb 07, 2025 at San Marcos, Texas)
Walks: 11 - vs Lipscomb (Feb 07, 2025 at San Marcos, Texas)
Strikeouts: 6 - (2 Times)
Sac hits: 3 - vs Oklahoma (Mar 15, 2025)
Sac flies: 3 - vs Lipscomb (Feb 07, 2025 at San Marcos, Texas)
Stolen bases: 4 - (2 Times)
Hit by pitch: 4 - at Ole Miss (March 7, 2025)
Runners LOB: 11 - vs Illinois (Mar 01, 2025)
Hit into DP: 2 - vs San Diego (Feb 08, 2025 at San Marcos, Texas)

Fielding
Assists: 11 - (2 Times)
Errors: 2 - at Ole Miss (March 7, 2025)
DPs turned: 2 - vs Cal State Fullerton (Feb 20, 2025)

Pitching
Innings pitched: 7.0 - (4 times)
Runs allowed: 9 - (2 Times)
Earned runs: 9 - vs UCLA (Feb 22, 2025 at Cathedral City, CA)
Walks allowed: 8 - vs Oklahoma (Mar 15, 2025)
Strikeouts: 14 - vs Illinois (Feb 28, 2025)
Hits allowed: 10 - (2 Times)
Doubles allowed: 3 - vs Oklahoma (Mar 15, 2025)
Triples allowed: 1 - (2 Times)
Homers allowed: 2 - vs Oklahoma (Mar 15, 2025)
Wild pitches: 2 - (3 Times)
Hit batters: 2 - (2 Times)

INDIVIDUAL GAME HIGHS

Hitting
At bats: 5 - (5 Times)
Runs scored: 3 - (10 Times)
Hits: 3 - (4 Times)
RBI: 6 - Courtney Day vs. Illinois (Feb 28, 2025)
Doubles: 2 - (2 Times)
Triples: 1 - (9 Times)
Home runs: 2 - (2 Times)
Total bases: 8 - (2 Times)
Walks: 3 - (4 Times)
Strikeouts: 2 - (8 Times)
Sac hits: 2 - Atalyia Rijo vs Oklahoma (Mar 15, 2025)
Sac flies: 1 - (17 Times)
Stolen bases: 3 - Reagan Johnson vs Illinois (Mar 1, 2025)
Hit by pitch: 2 - (2 Times)
Runners LOB: 7 - Ella McDowell vs Illinois (Mar 01, 2025)

Fielding
Putouts: 13 - Bri Ellis vs Illinois (Mar 01, 2025)
Assists: 5 - (2 Times)
Errors: 1 - (10 Times)

Pitching
Innings pitched: 6.1 - (2 Times)
Runs allowed: 7 - Robyn Herron vs Oklahoma (Mar 15, 2025)
Earned runs: 7 - Robyn Herron vs Oklahoma (Mar 15, 2025)
Walks allowed: 8 - Robyn Herron vs Oklahoma (Mar 15, 2025)
Strikeouts: 11 - Robyn Herron vs ULM (Feb 16, 2025)
Hits allowed: 6 - Robyn Herron at Ole Miss (March 7, 2025)
Doubles allowed: 2 - (2 Times)
Triples allowed: 1 - (3 Times)
Homers allowed: 2 - Payton Burnham vs Oklahoma (Mar 15, 2025)
Wild pitches: 2 - Cam Harrison vs Louisiana Monroe (Feb 14, 2025)
Hit batters: 2 - Payton Burnham vs UCLA (Feb 22, 2025)

GAME BY GAME STARTERS | BY POSITION

DATE	OPPONENT	SP	C	1B	2B	3B	SS	LF	CF	RF	DP
F6	at Texas State	Herron	Miller	Ellis	Davison	McDowell	Rijo	Kramer	Johnson	Wyckoff	Day
F7	vs. Lipscomb	Beuerlein	Wyckoff	Ellis	Davison	Cloud	McDowell	Kramer	Johnson	Carter	Miller
F7	vs. Bradley	Burnham	Miller	Ellis	Davison	McDowell	Rijo	Kramer	Johnson	Wyckoff	Prigge
F8	vs. Bradley	Herron	Miller	Ellis	Davison	McDowell	Prigge	Kramer	Johnson	Wyckoff	Day
F8	vs. San Diego	Harrison	Wyckoff	Ellis	Davison	McDowell	Rijo	Carter	Johnson	Day	Miller
F14	vs. ULM	Burnham	Miller	Ellis	Davison	McDowell	Rijo	Kramer	Johnson	Wyckoff	Day
F14	at LA Tech	Herron	Miller	Ellis	Davison	McDowell	Rijo	Kramer	Johnson	Wyckoff	Day
F15	vs. Southern Miss	Beuerlein	Wyckoff	Ellis	Davison	McDowell	Rijo	Kramer	Johnson	Walker	Day
F16	vs. Southern Miss	Harrison	Wyckoff	Ellis	Davison	McDowell	Rijo	Kramer	Johnson	Carter	Day
F16	vs. ULM	Herron	Wyckoff	Ellis	Davison	McDowell	Rijo	Kramer	Johnson	Carter	Day
F20	vs. Rutgers	Burnham	Wyckoff	Ellis	Davison	McDowell	Rijo	Kramer	Johnson	Day	Miller
F20	vs. Cal State Fullerton	Herron	Miller	Ellis	Davison	McDowell	Rijo	Kramer	Johnson	Wyckoff	Day
F21	vs. Loyola Marymount	Harrison	Wyckoff	Ellis	Davison	McDowell	Rijo	Kramer	Johnson	Day	Miller
F22	vs. Baylor	Herron	Miller	Ellis	Davison	McDowell	Rijo	Kramer	Johnson	Wyckoff	Day
F22	vs. UCLA	Burnham	Miller	Ellis	Davison	McDowell	Rijo	Kramer	Johnson	Wyckoff	Day
F28	Iowa	Herron	Miller	Ellis	Davison	McDowell	Rijo	Kramer	Johnson	Wyckoff	Day
F28	Illinois	Beuerlein	Wyckoff	Ellis	Davison	McDowell	Rijo	Kramer	Johnson	Day	Miller
M1	Iowa	Harrison	Miller	Ellis	Davison	McDowell	Rijo	Kramer	Johnson	Day	Wyckoff
M1	Illinois	Harrison	Miller	Ellis	Davison	McDowell	Rijo	Kramer	Johnson	Day	Wyckoff
M2	Missouri State	Beuerlein	Miller	Ellis	Davison	McDowell	Rijo	Kramer	Johnson	Wyckoff	Day
M7	at Ole Miss	Herron	Miller	Ellis	Davison	McDowell	Rijo	Kramer	Johnson	Wyckoff	Day
M8	at Ole Miss	Burnham	Wyckoff	Ellis	Davison	McDowell	Rijo	Kramer	Johnson	Day	Miller
M9	at Ole Miss	Herron	Miller	Ellis	Davison	McDowell	Rijo	Kramer	Johnson	Wyckoff	Day
M15	Oklahoma	Herron	Miller	Ellis	Davison	McDowell	Rijo	Kramer	Johnson	Wyckoff	Day
M15	Oklahoma	Burnham	Miller	Ellis	Davison	McDowell	Rijo	Kramer	Johnson	Wyckoff	Day

GAME BY GAME STARTERS | BY BATTING ORDER

DATE	OPPONENT	1	2	3	4	5	6	7	8	9	FLEX/P
F6	at Texas State	Johnson	Wyckoff	McDowell	Ellis	Miller	Day	Kramer	Davison	Rijo	Herron
F7	vs. Lipscomb	Johnson	Wyckoff	McDowell	Ellis	Miller	Kramer	Davison	Carter	Cloud	Beuerlein
F7	vs. Bradley	Johnson	Wyckoff	McDowell	Ellis	Miller	Kramer	Rijo	Davison	Prigge	Burnham
F8	vs. Bradley	Johnson	Wyckoff	McDowell	Ellis	Miller	Kramer	Day	Prigge	Davison	Herron
F8	vs. San Diego	Johnson	Wyckoff	McDowell	Ellis	Miller	Day	Carter	Harrison	Rijo	Davison
F14	vs. ULM	Johnson	Wyckoff	McDowell	Ellis	Miller	Kramer	Day	Burnham	Rijo	Davison
F15	at LA Tech	Johnson	Wyckoff	McDowell	Ellis	Day	Kramer	Miller	Rijo	Davison	Herron
F15	vs. Southern Miss	Johnson	Wyckoff	McDowell	Ellis	Day	Kramer	Rijo	Walker	Davison	Beuerlein
F16	vs. Southern Miss	Johnson	Wyckoff	McDowell	Ellis	Day	Kramer	Rijo	Davison	Carter	Beuerlein
F16	vs. ULM	Johnson	Wyckoff	McDowell	Ellis	Day	Kramer	Rijo	Davison	Carter	Herron
F20	vs. Rutgers	Johnson	Wyckoff	McDowell	Ellis	Day	Rijo	Miller	Kramer	Davison	Burnham
F20	vs. Cal State Fullerton	Johnson	Wyckoff	McDowell	Ellis	Day	Rijo	Miller	Kramer	Davison	Herron
F21	vs. Loyola Marymount	Johnson	Wyckoff	McDowell	Ellis	Day	Rijo	Miller	Kramer	Davison	Harrison
F22	vs. Baylor	Johnson	Wyckoff	McDowell	Ellis	Day	Rijo	Miller	Kramer	Davison	Herron
F22	vs. UCLA	Johnson	Wyckoff	McDowell	Ellis	Day	Rijo	Miller	Kramer	Davison	Burnham
F28	Iowa	Johnson	Wyckoff	Ellis	Day	Rijo	McDowell	Kramer	Miller	Davison	Herron
F28	Illinois	Johnson	Wyckoff	Ellis	Day	Rijo	McDowell	Kramer	Miller	Davison	Beuerlein
M1	Iowa	Johnson	Wyckoff	Ellis	Day	Rijo	McDowell	Kramer	Miller	Davison	Harrison
M1	Illinois	Johnson	Wyckoff	Ellis	Day	Rijo	McDowell	Kramer	Miller	Davison	Burnham
M1	Missouri State	Johnson	Wyckoff	Ellis	Day	Rijo	McDowell	Kramer	Miller	Davison	Beuerlein
M7	at Ole Miss	Johnson	Wyckoff	Ellis	Day	Kramer	McDowell	Rijo	Miller	Davison	Herron
M8	at Ole Miss	Johnson	Wyckoff	Ellis	Day	Kramer	McDowell	Rijo	Miller	Davison	Burnham
M9	at Ole Miss	Johnson	Wyckoff	Ellis	Day	Kramer	McDowell	Davison	Rijo	Miller	Herron
M15	Oklahoma	Johnson	Wyckoff	Ellis	Day	Kramer	McDowell	Davison	Rijo	Miller	Herron
M15	Oklahoma	Johnson	Wyckoff	Ellis	Kramer	McDowell	McDowell	Rijo	Davison	Miller	Burnham



RAIGAN KRAMER

OF • L/R • 5-4 • Junior
Topeka, Kan. • Seaman HS

1

CAREER STATS

Year	Avg.	GP-GS	AB	R	H	2B	3B	HR	RBI	TB	SLG%	BB	HBP	SO	GDP	OBP	SF	SH	SB-ATT	PO	A	E	FLD%
2022	.143	29-2	7	11	1	0	0	0	0	1	.143	0	0	3	0	.143	0	0	0-1	3	1	3	.571
2023	.301	59-59	153	39	46	9	2	7	34	80	.523	39	4	28	1	.449	2	1	2-2	67	4	1	.986
2024	.213	54-52	122	28	26	3	2	3	17	42	.344	32	4	18	0	.390	1	1	7-7	74	3	2	.975
2025	.429	25-24	49	24	21	4	0	1	13	28	.571	19	1	2	0	.577	2	2	1-2	27	0	0	1.000
TOTAL	.284	167-137	331	102	94	16	4	11	64	151	.456	90	9	51	1	.444	5	4	10-12	171	8	6	.968

SEASON HIGHS

Category	No.	Opponent (Last)	Date
Hits	3	CSF	2/20/25
Doubles	1	3x (Southern Miss)	2/16/25
Triples	-	-	-
Home Runs	1	Lipscomb	2/7/25
RBI's	4	Lipscomb	2/7/25
Runs	2	7x (Ole Miss)	3/9/25
Walks	3	Ole Miss	3/9/25
ABs	3	6x (Ole Miss)	3/8/25

CAREER HIGHS

Category	No.	Opponent (Last)	Date
Hits	3	2x (CSF)	2/20/25
Doubles	1	15x (USM)	2/16/25
Triples	1	4x (South Carolina)	4/14/24
Home Runs	1	11x (Georgia)	4/1/24
RBI's	4	2x (Lipscomb)	2/7/25
Runs	3	Florida	3/26/23
Walks	3	3x (Ole Miss)	3/9/25
ABs	5	2x (Kentucky)	4/22/23

PLAYER PROFILE

- » Most experienced Razorback on the team with 142 games played and 113 career starts in her Arkansas career.
- » Led Arkansas with 32 walks in 2024 while ranking 10th in the SEC in walks-per-game (0.59). Also drew multiple walks in a game on four separate occasions.
- » Homered in back-to-back games in wins over Northern Iowa and South Alabama (March 9, 2024)
- » Did not commit an error in SEC play in 38 total chances in 2023.
- » In addition to playing softball, she also played basketball and was on the drumline at Seaman High School in Topeka, Kan. She helped led the Vikings to a 20-4 record and KSHAA state semifinal appearance in basketball as a junior.
- » Goes by the nickname Jimmy.
- » Enjoys fishing, snowboarding, hanging out with friends and family and spending time outdoors.
- » Primarily played catcher growing up until her later high school years.
- » Was rated as No. 28 player nationally by Extra Innings Softball coming out of high school.

CAREER HONORS

- » SEC Spring Academic Honor Roll (2024)
- » NFCA All-America Scholar-Athlete (2022)
- » NFCA All-South Region Second Team (2023)
- » SEC Player of the Week (March 7, 2023)
- » Extra Inning Softball Fayetteville All-Tournament Team (2023)

GAME-BY-GAME

Date	Opponent	Pos	AB	R	H	RBI	2B	3B	HR	BB	SB	CS	HBP	SAC	SF	GDP	K	PO	A	E	AVG	
Feb 06	at Texas State	*of	2	0	0	0	0	0	0	0	0	0	0	0	0	0	0	2	0	0	.000	
Feb 07	vs Lipscomb	*of	1	1	4	0	0	1	0	0	0	0	0	0	1	0	0	0	0	0	.333	
Feb 07	vs Bradley	*of	3	1	1	0	1	0	0	0	0	0	0	0	0	0	0	1	0	0	.333	
Feb 08	vs Bradley	*of	2	0	0	1	0	0	0	1	0	0	0	0	0	0	0	2	0	0	.250	
Feb 08	vs San Diego	ph	1	1	1	0	0	0	0	0	0	0	0	0	0	0	0	0	0	0	.333	
Feb 14	vs Louisiana Monroe	*of	2	2	1	0	0	0	1	0	0	0	0	0	0	0	0	2	0	0	.364	
Feb 14	at Louisiana Tech	*of	1	1	0	0	0	0	1	0	0	0	0	1	0	0	0	0	0	0	.333	
Feb 15	vs Southern Miss	*of	2	2	2	0	1	0	1	0	0	0	0	0	0	0	1	0	0	0	.429	
Feb 16	vs Southern Miss	*of	3	1	1	0	1	0	0	0	0	0	0	0	0	0	0	0	0	0	.412	
Feb 16	vs Louisiana Monroe	*of	1	1	1	2	0	0	1	0	0	0	0	0	0	0	0	1	0	0	.444	
Feb 20	vs Rutgers	*of	2	1	1	0	0	0	1	0	1	0	0	0	0	0	0	2	0	0	.450	
Feb 20	vs Cal State Fullerton	*of	3	2	3	1	0	0	0	0	0	0	0	0	0	0	0	0	0	0	.522	
Feb 21	vs Loyola Marymount	*of	2	0	0	0	0	0	0	2	0	0	0	0	0	0	0	0	0	0	.480	
Feb 22	vs Baylor	*of	2	0	1	1	0	0	0	0	0	0	0	0	0	0	0	0	0	0	.481	
Feb 22	vs UCLA	*of	2	0	0	0	0	0	0	0	0	0	0	0	0	0	0	1	0	0	.448	
Feb 28	IOWA	*of	2	0	1	1	0	0	0	0	0	0	1	0	0	0	0	1	0	0	.452	
Feb 28	ILLINOIS	*of	3	1	1	0	0	0	0	0	0	0	0	0	0	0	0	0	0	0	.441	
Mar 01	IOWA	*of	0	2	0	0	0	0	2	0	0	0	0	0	0	0	0	2	0	0	.441	
Mar 01	ILLINOIS	*of	2	2	2	1	0	0	1	0	0	0	0	1	0	0	0	0	0	0	.472	
Mar 02	MISSOURI STATE	*of	1	2	0	0	0	0	2	1	0	0	0	0	0	0	0	0	0	0	.459	
Mar 07	at Ole Miss	*of	3	1	1	0	0	0	0	0	0	0	0	0	0	0	0	2	0	0	.450	
Mar 08	at Ole Miss	*of	3	0	1	0	0	0	1	0	0	0	0	0	0	0	0	3	0	0	.442	
Mar 09	at Ole Miss	*of	1	2	0	1	0	0	3	0	0	0	1	0	0	1	3	0	0	0	.432	
Mar 15	OKLAHOMA-1	*of	3	0	1	0	1	0	0	0	0	0	0	0	0	0	0	1	0	0	.426	
Mar 15	OKLAHOMA-2	*of	2	1	1	1	0	0	2	0	0	0	0	0	0	0	1	3	0	0	.429	
Totals			24gs	49	24	21	13	4	0	1	19	1	1	1	2	2	0	2	27	0	0	.429



REIS BEUERLEIN • BUR-line

RHP • R/R • 5-9 • Junior

Cave Creek, Ariz. • Mississippi State (Pinnacle HS)

4

CAREER STATS

Year	ERA	W-L	APP	GS	CG	SHO	SV	IP	H	R	ER	BB	SO	2B	3B	HR	BF	B.AVG	WP	HBP	BK	SF	SH
2023	3.13	5-4	26	9	1	0/1	0	76.0	83	41	34	33	69	10	2	7	349	.269	12	0	0	4	3
2024	2.05	2-2	10	8	1	1/1	0	30.2	31	13	9	9	12	4	0	2	130	.263	4	1	0	1	1
2025	6.46	2-0	8	4	0	0/1	0	17.1	19	18	16	8	29	3	0	2	82	.279	1	2	0	2	2
TOTAL	3.33	9-6	44	21	2	1/3	0	124.0	132	72	59	50	110	17	2	11	561	.261	17	2	0	5	5

CAREER HONORS

- » SEC Freshman of the Week (March 21, 2023)
- » NFCA All-America Scholar-Athlete (2023)

GAME-BY-GAME

Date	Opponent	GS	IP	H	R	ER	BB	SO	2B	3B	HR	WP	BK	HBP	IBB	Score	W-L	Sv	ERA	NP
Feb 07	vs Lipscomb	*	4.0	2	0	0	1	5	0	0	0	0	0	0	0	23-0	1-0	0	0.00	55
Feb 08	vs Bradley		1.0	0	0	0	0	2	0	0	0	0	0	0	0	9-1	1-0	0	0.00	15
Feb 15	vs Southern Miss	*	3.2	4	4	4	2	4	0	0	1	1	0	1	0	12-4	1-0	0	3.23	65
Feb 21	vs LMU		2.0	3	2	2	0	3	1	0	0	0	0	0	0	6-2	1-0	0	3.94	25
Feb 22	vs UCLA		0.2	4	4	4	2	0	0	0	0	0	0	0	0	1-9	1-0	0	6.18	40
Feb 28	ILLINOIS	*	4.0	3	4	2	1	10	0	0	1	0	0	1	0	12-4	2-0	0	5.48	67
Mar 02	MISSOURI STATE	*	2.0	2	1	1	0	5	2	0	0	0	0	0	0	13-2	2-0	0	5.25	29
Mar 08	at Ole Miss		0.0	1	3	3	2	0	0	0	0	0	0	0	0	3-9	2-0	0	6.46	14
Totals			4	17.1	19	18	16	8	29	3	0	2	1	0	2	79-31	2-0	0	6.46	-

SEASON HIGHS

Category	No.	Opponent (Last)	Date
Innings	4.0	2x (Illinois)	2/28/25
Longest Start	4.0	2x (Illinois)	2/28/25
Shortest Start	4.0	2x (Illinois)	2/28/25
Longest Relief	-	-	-
Hits	4	2x (UCLA)	2/22/25
Runs	4	2x (UCLA)	2/22/25
Earned Runs	4	2x (UCLA)	2/22/25
Walks	2	2x (UCLA)	2/22/25
Strikeouts	10	Illinois	2/28/25
Pitches	67	Illinois	2/28/25

CAREER HIGHS

Category	No.	Opponent (Last)	Date
Innings	7.0	Purdue	3/15/23
Longest Start	7.0	Purdue	3/15/23
Shortest Start	1.0	Georgia	3/25/23
Longest Relief	4.2	3x (LSU)	4/21/23
Hits	7	Auburn	5/5/23
Runs	4	2x (Texas A&M)	4/10/23
Earned Runs	4	2x (Texas A&M)	4/10/23
Walks	4	3x (Auburn)	5/7/23
Strikeouts	14	Purdue	3/15/23
Pitches	112	Purdue	3/15/23

PLAYER PROFILE

- » Transferred to Arkansas after spending her freshman season at Mississippi State in 2023.
- » Picked up first win as a Razorback by throwing four shutout innings while surrendering just three hits and picking up a strikeout in a 7-0 win over Illinois State on Feb. 22, 2024.
- » Made a team-high 26 appearances with nine starts while posting a 3.13 ERA and striking out 69 batters in 76 innings of work at Mississippi State (2023).
- » Prepped at Pinnacle High School in Phoenix, Ariz., where she was rated as the No. 68 player and No. 25 pitcher nationally in the class of 2022.
- » Led the state of Arizona in wins (23) as a senior in 2022.
- » Has over 100 cousins due to her father being one of 12 children.
- » Father Ed Beuerlein was drafted by the Milwaukee Brewers in the 14th round of the 1986 MLB draft before playing collegiately at Louisiana Tech and playing three years in the Houston Astros farm system.
- » Majoring in Information Systems Business Analytics



ASHTYN REICHARDT

OF • L/L • 5-7 • Freshman
Katy, Texas • Katy HS

5

CAREER STATS

Year	Avg.	GP-GS	AB	R	H	2B	3B	HR	RBI	TB	SLG%	BB	HBP	SO	GDP	OBP	SF	SH	SB-ATT	PO	A	E	FLD%
2025	.000	0-0	-	-	-	-	-	-	-	-	.000	-	-	-	-	.000	-	-	0-0	-	-	-	.000
TOTAL	.000	0-0	-	-	-	-	-	-	-	-	.000	-	-	-	-	.000	-	-	0-0	-	-	-	.000

CAREER HONORS

- » District 19-6A First-Team (2021, 2022, 2023, 2024)
- » District 19-6A Offensive MVP (2024)
- » First-Team All-Greater Houston (2024)
- » Texas Class 6A First-Team All-State (2024)
- » Extra Inning Softball No. 22 Overall Player (2024)

GAME-BY-GAME

Date	Opponent	Pos	AB	R	H	RBI	2B	3B	HR	BB	SB	CS	HBP	SAC	SF	GDP	K	PO	A	E	AVG	
-	-	-	-	-	-	-	-	-	-	-	-	-	-	-	-	-	-	-	-	-	-	.000

SEASON HIGHS

Category	No.	Opponent (Last)	Date
Hits	-	-	-
Doubles	-	-	-
Triples	-	-	-
Home Runs	-	-	-
RBI	-	-	-
Runs	-	-	-
Walks	-	-	-
ABs	-	-	-

CAREER HIGHS

Category	No.	Opponent (Last)	Date
Hits	-	-	-
Doubles	-	-	-
Triples	-	-	-
Home Runs	-	-	-
RBI	-	-	-
Runs	-	-	-
Walks	-	-	-
ABs	-	-	-

PLAYER PROFILE

- » Will redshirt this season after suffering an ACL injury this past summer.
- » Played high school softball with Cam Harrison and Kaley Wyckoff at Katy High School in Katy, Texas. Played under former Kansas (1988-1995) and Alabama coach (1996-1998) Kalum Haack at Katy.
- » Batted .551 with 59 hits, 10 doubles, three triples, 12 home runs, 46 RBI, 69 runs scored and 21 stolen bases as a senior at Katy (2024), helping lead the Tigers to a No. 1 national ranking during the 2024 season in which they posted a 39-3-1 overall record.
- » Struck out just once in her first 100 at-bats her senior year while at Katy High School.
- » Was one of six D1 signees on her high school team in 2024.
- » Played travel ball with Impact Gold Jackson 18U where she was teammates with current teammates Cam Harrison and Ella McDowell. Has played softball with Cam Harrison since she was eight years old.
- » Majoring in Biology



ELLA MCDOWELL

INF • R/R • 5-6 • Freshman
 Richmond, Texas • Foster HS

6

CAREER STATS

Year	Avg.	GP-GS	AB	R	H	2B	3B	HR	RBI	TB	SLG%	BB	HBP	SO	GDP	OBP	SF	SH	SB-ATT	PO	A	E	FLD%
2025	.356	25-25	73	15	26	3	1	4	24	43	.589	8	3	3	0	.430	2	0	1-1	15	35	1	.980
TOTAL	.356	25-25	73	15	26	3	1	4	24	43	.589	8	3	3	0	.430	2	0	1-1	15	35	1	.980

CAREER HONORS

- » VYPE Houston Softball Player of the Year (2024)
- » US 18-U National Team Member (2024)
- » WBSC U-18 Women's Softball World Cup Group C Most Outstanding Player (2024)
- » All-Greater Houston Hitter of the Year (2024)
- » First-Team All-VYPE (2023, 2024)
- » 20-5A District MVP (2021, 2022, 2023, 2024)
- » 20-5A First-Team All District (2021, 2022, 2023, 2024)
- » First-Team All-Greater Houston (2021, 2022, 2023, 2024)
- » All-Greater Houston Newcomer of the Year (2021)

GAME-BY-GAME

Date	Opponent	Pos	AB	R	H	RBI	2B	3B	HR	BB	SB	CS	HBP	SAC	SF	GDP	K	PO	A	E	AVG	
Feb 06	at Texas State	*3b	3	1	2	1	0	0	1	0	0	0	0	0	0	0	0	2	1	0	.667	
Feb 07	vs Lipscomb	*ss	2	2	1	0	1	0	0	2	0	0	0	0	0	0	0	1	0	0	.600	
Feb 07	vs Bradley	*3b	3	0	1	0	0	0	0	0	0	0	0	0	0	0	0	1	2	2	.500	
Feb 08	vs Bradley	*3b	3	0	1	1	0	0	0	1	0	0	0	0	0	0	0	0	0	4	.455	
Feb 08	vs San Diego	*3b	3	0	0	0	0	0	0	1	0	0	0	0	0	0	0	0	1	1	.357	
Feb 14	vs Louisiana Monroe	*3b	3	0	2	2	0	0	0	0	0	0	0	0	1	0	0	0	2	0	.412	
Feb 14	at Louisiana Tech	*3b	3	1	0	0	0	0	0	0	0	0	0	0	0	0	0	0	1	0	.350	
Feb 15	vs Southern Miss	*3b	4	2	2	1	1	0	1	0	0	0	0	0	0	0	0	0	1	0	.375	
Feb 16	vs Southern Miss	*3b	3	1	0	1	0	0	0	0	0	0	0	0	0	0	0	0	1	0	.333	
Feb 16	vs Louisiana Monroe	*3b	2	1	1	0	0	0	0	0	0	0	1	0	0	0	0	0	0	0	.345	
Feb 20	vs Rutgers	*3b	3	1	2	1	0	0	0	0	0	0	0	0	0	0	0	0	0	0	.375	
Feb 20	vs Cal State Fullerton	*3b	2	0	1	1	0	0	0	1	0	0	0	0	0	0	0	1	2	0	.382	
Feb 21	vs Loyola Marymount	*3b	4	0	1	0	0	0	0	0	0	0	0	0	0	0	0	1	0	2	.368	
Feb 22	vs Baylor	*3b	3	1	1	1	0	0	0	0	0	0	0	0	0	0	0	0	0	1	.366	
Feb 22	vs UCLA	*3b	3	0	1	0	0	0	0	0	0	0	0	0	0	0	0	0	4	0	.364	
Feb 28	IOWA	*3b	2	0	1	2	0	0	0	1	0	0	0	0	0	0	0	0	1	1	.370	
Feb 28	ILLINOIS	*3b	2	0	0	1	0	0	0	0	0	0	0	1	0	0	0	0	0	0	.354	
Mar 01	IOWA	*3b	3	2	2	3	1	0	1	0	1	0	0	0	0	0	0	1	0	0	.373	
Mar 01	ILLINOIS	*3b	4	0	1	0	0	0	0	0	0	0	0	0	0	0	0	0	0	4	.364	
Mar 02	MISSOURI STATE	*3b	3	1	1	2	0	0	1	0	0	0	0	0	0	0	0	0	1	5	.362	
Mar 07	at Ole Miss	*3b	1	0	1	0	0	0	0	1	0	0	1	0	0	0	0	0	2	0	.373	
Mar 08	at Ole Miss	*3b	4	0	0	1	0	0	0	0	0	0	0	0	0	0	0	1	2	0	.349	
Mar 09	at Ole Miss	*3b	3	2	2	4	0	1	0	1	0	0	1	0	0	0	0	0	0	0	.364	
Mar 15	OKLAHOMA-1	*3b	3	0	0	0	0	0	0	0	0	0	0	0	0	0	0	0	2	1	.348	
Mar 15	OKLAHOMA-2	*3b	4	0	2	2	0	0	0	0	0	0	0	0	0	0	0	0	2	0	.356	
Totals			25gs	73	15	26	24	3	1	4	8	1	0	3	0	2	0	3	15	35	1	.356

SEASON HIGHS


Category	No.	Opponent (Last)	Date
Hits	2	7x (Oklahoma)	3/15/25
Doubles	1	3x (Iowa)	3/1/25
Triples	1	Ole Miss	3/9/25
Home Runs	1	3x (Iowa)	3/1/25
RBI	4	Ole Miss	3/9/25
Runs	2	4x (Ole Miss)	3/9/25
Walks	2	Lipscomb	2/7/25
ABs	4	4x (Ole Miss)	3/9/25

CAREER HIGHS

Category	No.	Opponent (Last)	Date
Hits	2	7x (Oklahoma)	3/15/25
Doubles	1	3x (Iowa)	3/1/25
Triples	1	Ole Miss	3/9/25
Home Runs	1	3x (Iowa)	3/1/25
RBI	4	Ole Miss	3/9/25
Runs	2	4x (Ole Miss)	3/9/25
Walks	2	Lipscomb	2/7/25
ABs	4	4x (Ole Miss)	3/9/25

PLAYER PROFILE

- » Ranked as the No. 1 infielder and No. 3 overall player in the class of 2024 by Extra Innings Softball.
- » Played at Foster High School, where she batted .704 with a .789 on-base percentage, 1.544 slugging percentage, 22 home runs, 71 runs, 58 RBI and 31 stolen bases as a senior in 2024.
- » Her 22 home runs as a senior ranked seventh nationally among all prep players.
- » Made the Line Drive Media All-Summer Team after batting .609 with a 1.679 OPS, 15 HR, 60 RBI and 30 SB during the 2024 summer ball circuit.
- » Finished the 2023 season on a 32-game hitting streak while totaling 59 hits and 12 home runs while registering a .678 batting average.
- » Named a Top 100 Freshman by D1 Softball and appeared on the Softball America Freshman Watch List ahead of the 2025 Season.
- » Was intentionally walked her last 11 at-bats of her high school career.
- » Played baseball from the ages of 6-8.



COURTNEY DAY

UTL • R/R • 5-10 • Senior

Pearland, Texas • Glenda Dawson HS/Texas

7

CAREER STATS

Year	Avg.	GP-GS	AB	R	H	2B	3B	HR	RBI	TB	SLG%	BB	HBP	SO	GDP	OBP	SF	SH	SB-ATT	PO	A	E	FLD%
2020	.368	26-24	57	12	21	4	0	5	15	40	.702	6	2	9	1	.439	1	2	1-2	3	4	0	1.000
2021	.323	38-24	62	10	20	1	2	2	11	31	.500	1	1	13	1	.338	1	0	1-1	2	3	3	.625
2022	.300	58-51	130	21	39	10	0	12	34	85	.654	15	3	24	2	.385	0	0	1-1	13	3	1	.941
2023	.308	54-51	130	20	40	7	0	7	31	68	.523	22	1	29	0	.409	1	0	2-2	42	1	3	.935
2025	.359	24-23	64	19	23	7	1	8	36	56	.875	11	2	7	2	.462	1	1	0-0	2	0	0	1.000
TOTAL	.323	200-173	443	82	143	29	3	34	127	280	.632	54	9	82	5	.405	4	3	5-6	62	11	7	.913

CAREER HONORS

- » Women's College World Series All-Tournament Team (2022)
- » District 23-6A MVP (2018, 2019)
- » TGCA All-State (2019)
- » TSWA Second-Team All-State (2018)
- » HR celebration (two handed wave) is inspired by Lane Frost the late professional bull rider.

Year	ERA	W-L	APP	GS	CG	SHO	SV	IP	H	R	ER	BB	SO	2B	3B	HR	BF	B.AVG	WP	HBP	BK	SF	SH
2020	1.00	5-0	10	2	1	1	0	28.0	17	6	4	0	22	1	1	0	106	.167	0	3	0	1	0
2021	3.67	4-1	11	5	0	0	1	34.1	41	27	18	19	23	7	0	1	168	.289	3	3	0	2	2
2022	2.21	0-0	3	0	0	0	0	6.1	8	6	2	4	2	1	0	1	33	.285	1	1	0	0	0
2025	0.00	0-0	1	0	0	0/0	0	1.0	1	0	0	0	1	0	0	0	4	.250	0	0	0	0	0
TOTAL	2.41	0-0	25	7	1	1	1	69.2	67	39	24	23	48	9	1	2	311	.242	4	7	0	3	2

SEASON HIGHS

Category	No.	Opponent (Last)	Date
Hits	2	7x (Missouri State)	3/2/25
Doubles	1	6x (Ole Miss)	3/9/25
Triples	1	Missouri State	3/2/25
Home Runs	2	Bradley	2/8/25
RBI's	6	Illinois	2/28/25
Runs	3	Ole Miss	3/9/25
Walks	2	Illinois	3/1/25
ABs	5	Ole Miss	3/9/25

CAREER HIGHS

Category	No.	Opponent (Last)	Date
Hits	3	5x (Wisconsin)	3/10/23
Doubles	2	2x (Texas A&M)	5/21/23
Triples	1	3x (Missouri State)	3/2/25
Home Runs	2	4x (Bradley)	2/8/25
RBI's	6	Illinois	2/28/25
Runs	3	Ole Miss	3/9/25
Walks	2	6x (Illinois)	3/1/25
ABs	5	3x (Ole Miss)	3/9/25


PLAYER PROFILE

- » Signed with Arkansas this past December after transferring from Ole Miss where she transferred to following the 2023 season but did not play. Spent the 2020-23 seasons at Texas.
- » Named to the Women's College World Series (WCWS) All-Tournament Team after leading Texas over its seven-day stay at the event with three home runs and eight RBIs
- » Prepped at Glenda Dawson High School where she earned three consecutive academic all-district selections in softball, basketball and volleyball while also being chosen to the National Honor Society
- » Was roommates with Carlee Ratcliff at Texas in 2022.

GAME-BY-GAME

Date	Opponent	Pos	AB	R	H	RBI	2B	3B	HR	BB	SB	CS	HBP	SAC	SF	GDP	K	PO	A	E	AVG	
Feb 06	at Texas State	*ss/dp	2	0	0	0	0	0	0	0	0	0	0	0	0	0	0	1	0	0	0	.000
Feb 07	vs Lipscomb	ph/of	2	1	1	3	0	0	1	0	0	0	0	0	0	0	0	0	0	0	0	.250
Feb 08	vs Bradley	*dp	4	2	2	4	0	0	2	0	0	0	0	0	0	0	0	0	0	0	0	.375
Feb 08	vs San Diego	*of	3	0	0	0	0	0	0	0	0	0	0	0	0	0	0	1	0	0	0	.273
Feb 14	vs Louisiana Monroe	*dp	2	1	1	3	0	0	1	1	0	0	0	0	0	0	0	0	0	0	0	.308
Feb 14	at Louisiana Tech	*2b/dp	3	2	2	1	1	0	0	0	0	0	0	0	0	0	0	0	0	0	0	.375
Feb 15	vs Southern Miss	*2b/dp	2	1	2	0	1	0	0	0	0	0	2	0	0	0	0	0	0	0	0	.444
Feb 16	vs Southern Miss	*of/dp	2	0	0	0	0	0	0	1	0	0	0	0	0	0	0	0	0	0	0	.400
Feb 16	vs Louisiana Monroe	*of/dp	1	1	0	1	0	0	0	1	0	0	0	0	0	0	0	0	0	0	0	.381
Feb 20	vs Rutgers	*of	3	1	2	3	0	0	1	0	0	0	0	0	0	0	0	0	0	0	0	.417
Feb 20	vs Cal State Fullerton	*c/dp	2	1	1	0	0	0	0	1	0	0	0	0	0	0	0	0	0	0	0	.423
Feb 21	vs Loyola Marymount	*of/ph	3	1	1	2	0	0	1	1	0	0	0	0	0	0	0	0	1	0	0	.414
Feb 22	vs Baylor	*c/dp	2	0	0	1	0	0	0	1	0	0	0	0	0	0	0	0	0	0	0	.387
Feb 22	vs UCLA	*dp	3	0	0	0	0	0	0	0	0	0	0	0	0	0	0	0	1	0	0	.353
Feb 28	IOWA	*c/dp	2	0	1	2	0	0	0	1	0	0	0	0	0	0	0	0	0	0	0	.361
Feb 28	ILLINOIS	*of/dp	4	2	2	6	1	0	1	0	0	0	0	0	0	0	0	1	0	0	0	.375
Mar 01	IOWA	*of	3	1	2	3	1	0	1	0	0	0	0	0	0	0	0	0	0	0	0	.395
Mar 01	ILLINOIS	*of/dp	1	1	1	2	1	0	0	2	0	0	0	0	1	0	0	0	0	0	0	.409
Mar 02	MISSOURI STATE	*c/dh	3	1	2	2	0	1	0	1	0	0	0	0	0	0	0	0	0	0	0	.426
Mar 07	at Ole Miss	*dh	3	0	0	0	0	0	0	0	0	0	0	0	0	0	0	0	1	0	0	.400
Mar 08	at Ole Miss	*of	3	0	1	0	0	0	0	1	0	0	0	0	0	0	0	0	1	1	0	.396
Mar 09	at Ole Miss	*dh	5	3	1	3	1	0	0	0	0	0	0	0	0	0	0	0	0	0	0	.379
Mar 15	OKLAHOMA-1	*dh	3	0	0	0	0	0	0	0	0	0	0	0	0	0	0	1	1	0	0	.361
Mar 15	OKLAHOMA-2	*dh	3	0	1	0	1	0	0	0	0	0	0	1	0	0	0	1	0	0	0	.359
Totals			23gs	64	19	23	36	7	1	8	11	0	0	2	1	1	2	7	2	0	0	.359

Date	Opponent	GS	IP	H	R	ER	BB	SO	2B	3B	HR	WP	BK	HBP	IBB	Score	W-L	Sv	ERA	NP
Mar 02	MISSOURI STATE		1.0	1	0	0	0	1	0	0	0	0	0	0	0	13-2	0-0	0	0.00	23
Totals			0	1.0	1	0	0	1	0	0	0	0	0	0	0	13-2	0-0	0	0.00	-



ROBYN HERRON

LHP • R/L • 5-10 • Junior
Tampa, Fla. • Sickles HS

11

CAREER STATS

Year	ERA	W-L	APP	GS	CG	SHO	SV	IP	H	R	ER	BB	SO	2B	3B	HR	BF	B.AVG	WP	HBP	BK	SF	SH
2023	2.30	8-4	24	13	2	2/3	0	73.0	46	29	24	38	107	5	1	8	306	.175	8	3	0	1	1
2024	1.62	12-9	29	19	10	5/0	0	125.1	74	36	29	43	143	9	2	7	503	.171	11	12	0	5	9
2025	2.33	7-3	11	10	5	3/1	0	51.0	27	20	17	30	62	3	1	4	214	.153	5	6	0	1	1
TOTAL	1.97	27-16	64	42	17	10/4	0	249.1	147	85	70	111	312	17	4	19	1023	.168	24	21	0	7	11

CAREER HONORS

- » SEC Spring Academic Honor Roll (2024)
- » SEC Pitcher of the Week (April 16, 2024)
- » Extra Inning Softball's Extra Elite 100 No. 14 Overall Player (2022)

GAME-BY-GAME

Date	Opponent	GS	IP	H	R	ER	BB	SO	2B	3B	HR	WP	BK	HBP	IBB	Score	W-L	Sv	ERA	NP
Feb 06	at Texas State	*	6.0	3	1	0	4	5	1	0	0	1	0	0	0	3-1	1-0	0	0.00	105
Feb 08	vs Bradley	*	3.0	1	1	1	2	4	0	0	0	0	0	0	0	9-1	1-0	0	0.78	38
Feb 14	at Louisiana Tech	*	5.0	3	1	1	1	7	0	0	1	0	0	0	0	9-1	2-0	0	1.00	65
Feb 16	vs Louisiana Monroe	*	5.0	0	0	0	2	11	0	0	0	1	0	0	0	10-0	3-0	0	0.74	71
Feb 20	vs Cal State Fullerton*		5.0	1	0	0	2	8	0	1	0	1	0	0	0	10-0	4-0	0	0.58	60
Feb 22	vs Baylor	*	4.0	0	0	0	0	6	0	0	0	0	0	1	0	8-0	5-0	0	0.50	55
Feb 28	IOWA	*	5.0	1	0	0	1	6	0	0	0	0	1	0	0	9-0	6-0	0	0.42	74
Mar 07	at Ole Miss	*	5.0	6	5	3	1	5	0	0	1	1	0	2	0	1-9	6-1	0	0.92	108
Mar 09	at Ole Miss	*	5.0	5	3	3	6	4	0	0	1	1	0	0	0	20-3	7-1	0	1.30	98
Mar 15	OKLAHOMA-1	*	6.1	5	7	7	8	5	1	0	1	0	0	1	0	0-7	7-2	0	2.13	124
Mar 15	OKLAHOMA-2		1.2	2	2	2	3	1	1	0	0	0	1	0	0	4-6	7-3	0	2.33	54
Totals			10	51.0	27	20	17	30	62	3	1	4	5	0	6	83-28	7-3	0	2.33	-

SEASON HIGHS

Category	No.	Opponent (Last)	Date
Innings	6.0	Texas State	2/6/25
Longest Start	6.0	Texas State	2/6/25
Shortest Start	6.0	Texas State	2/6/25
Longest Relief	-	-	-
Hits	6	Ole Miss	3/7/25
Runs	5	Ole Miss	3/7/25
Earned Runs	3	2x (Ole Miss)	3/9/25
Walks	3	Texas State	2/6/25
Strikeouts	11	ULM	2/16/25
Pitches	108	Ole Miss	3/7/25

CAREER HIGHS

Category	No.	Opponent (Last)	Date
Innings	7.1	Penn State	2/10/24
Longest Start	7.1	Penn State	2/10/24
Shortest Start	0.2	Auburn	3/17/24
Longest Relief	6.1	2x (SEMO)	3/3/24
Hits	6	Ole Miss	3/7/25
Runs	5	3x (Ole Miss)	3/7/25
Earned Runs	5	Florida	3/25/23
Walks	5	2x (FAU)	3/1/24
Strikeouts	14	Drake	2/24/23
Pitches	113	FAU	3/1/24

PLAYER PROFILE

- » Is one of just seven returning pitchers nationally who ranked in the Top 25 in ERA and Top 40 in shutouts during the 2024 season, joining Nijaree Canady (Texas Tech), Maddia Groff (Omaha), Karlyn Pickens (Tennessee), Kasey Ricard (Boston), Alivia Wilken (North Alabama) and Isabella Smith (Oklahoma).
- » Her eight 10+ strikeout games are the third-most in program history trailing only Katy Henry (2005-08, 14) and Mary Haff (2018-22, 16).
- » Threw her first career perfect game and the second 7-inning perfect game in program history while striking out 11 in a 7-0 win over Illinois State on Feb. 24, 2024.
- » Ranked ninth nationally and second among all SEC pitchers in hits allowed per seven innings (4.13) in 2024.
- » Was part of the Razorbacks' No. 1 recruiting class in 2022, alongside current teammates Rylee Cloud, Reagan Johnson and Atalyia Rijo.
- » Helped lead Sickles High School to a No. 1 national ranking during the 2021 season garnering four wins in the circle during a 6-0 start.
- » Majoring in Public Health



PAYTON BURNHAM

RHP • R/R • 5-8 • Freshman
Eugene, Ore. • Sheldon HS

12

CAREER STATS

Year	Avg.	GP-GS	AB	R	H	2B	3B	HR	RBI	TB	SLG%	BB	HBP	SO	GDP	OBP	SF	SH	SB-ATT	PO	A	E	FLD%
2025	.000	12-5	6	0	0	0	0	0	1	0	.000	0	0	1	1	.000	1	0	0-0	0	2	1	.667
TOTAL	.000	12-5	6	0	0	0	0	0	1	0	.000	0	0	1	1	.000	1	0	0-0	0	2	1	.667

Year	ERA	W-L	APP	GS	CG	SHO	SV	IP	H	R	ER	BB	SO	2B	3B	HR	BF	B.AVG	WP	HBP	BK	SF	SH
2025	2.60	5-2	10	7	2	1/0	1	37.2	26	17	14	9	37	3	0	4	155	.187	1	5	0	0	2
TOTAL	2.60	5-2	10	7	2	1/0	1	37.2	26	17	14	9	37	3	0	4	155	.187	1	5	0	0	2

SEASON HIGHS (PITCHING)

Category	No.	Opponent (Last)	Date
Innings	6.1	Bradley	2/7/25
Longest Start	6.1	Bradley	2/7/25
Shortest Start	6.1	Bradley	2/7/25
Longest Relief	2.0	2x (Illinois)	2/28/25
Hits	6	Ole Miss	3/8/25
Runs	6	Ole Miss	3/8/25
Earned Runs	4	UCLA	2/22/25
Walks	3	ULM	2/14/25
Strikeouts	8	Bradley	2/7/25
Pitches	94	Bradley	2/7/25

CAREER HIGHS (PITCHING)

Category	No.	Opponent (Last)	Date
Innings	6.1	Bradley	2/7/25
Longest Start	6.1	Bradley	2/7/25
Shortest Start	6.1	Bradley	2/7/25
Longest Relief	2.0	2x (Illinois)	2/28/25
Hits	6	Ole Miss	3/8/25
Runs	6	Ole Miss	3/8/25
Earned Runs	4	UCLA	2/22/25
Walks	3	ULM	2/14/25
Strikeouts	8	Bradley	2/7/25
Pitches	94	Bradley	2/7/25

SEASON HIGHS (HITTING)

Category	No.	Opponent (Last)	Date
Hits	-	-	-
Doubles	-	-	-
Triples	-	-	-
Home Runs	-	-	-
RBI	1	Bradley	2/7/25
Runs	-	-	-
Walks	-	-	-
ABs	1	Lipscomb	2/7/25

CAREER HIGHS (HITTING)

Category	No.	Opponent (Last)	Date
Hits	-	-	-
Doubles	-	-	-
Triples	-	-	-
Home Runs	-	-	-
RBI	1	Bradley	2/7/25
Runs	-	-	-
Walks	-	-	-
ABs	1	Lipscomb	2/7/25

CAREER HONORS | PLAYER PROFILE

- » D1 Softball D100 Freshman (2025)
- » Softball America Freshman Watch List (2025)
- » MaxPreps All-American (2024)
- » Oregon Gatorade Player of the Year (2023)
- » Led Shelton HS to 6A Oregon State title (2023,2024)
- » Oregon 6A Pitcher of the Year (2023, 2024)
- » Struck out 10 while spinning a no-hitter in the 2024 Oregon 6A State Championship.
- » Trains horses and dogs in her free time.
- » Majoring in Recreation and Sports Management

GAME-BY-GAME

Date	Opponent	Pos	AB	R	H	RBI	2B	3B	HR	BB	SB	CS	HBP	SAC	SF	GDP	K	PO	A	E	AVG	
Feb 07	vs Lipscomb	ph	1	0	0	0	0	0	0	0	0	0	0	0	0	0	0	0	0	0	0	.000
Feb 07	vs Bradley	*p/ph	0	0	0	1	0	0	0	0	0	0	0	0	1	0	0	0	0	0	0	.000
Feb 14	vs Louisiana Monroe	*p	2	0	0	0	0	0	0	0	0	0	0	0	0	1	0	0	0	0	0	.000
Feb 16	vs Louisiana Monroe	ph	1	0	0	0	0	0	0	0	0	0	0	0	0	0	0	0	0	0	0	.000
Feb 22	vs Baylor	ph	1	0	0	0	0	0	0	0	0	0	0	0	0	0	0	0	0	0	0	.000
Mar 01	IOWA	ph	1	0	0	0	0	0	0	0	0	0	0	0	0	0	1	0	0	0	0	.000
Totals		5gs	6	0	0	1	0	0	0	0	0	0	0	0	1	1	1	0	6	2	0	.000

Date	Opponent	GS	IP	H	R	ER	BB	SO	2B	3B	HR	WP	BK	HBP	IBB	Score	W-L	Sv	ERA	NP	
Feb 07	vs Bradley	*	6.1	3	1	1	1	8	0	0	0	1	0	1	0	3-1	1-0	0	1.11	94	
Feb 08	vs San Diego		2.0	0	0	0	0	2	0	0	0	0	0	0	0	2-1	2-0	0	0.84	25	
Feb 14	vs Louisiana Monroe	*	4.0	2	1	1	3	4	0	0	0	0	1	0	11-2	3-0	0	1.14	61		
Feb 16	vs Southern Miss		1.1	0	0	1	3	0	0	0	0	0	0	0	12-3	3-0	0	1.02	20		
Feb 20	vs Rutgers	*	5.0	2	0	0	5	0	0	0	0	0	1	0	10-0	4-0	0	0.75	61		
Feb 22	vs UCLA	*	2.2	4	4	0	2	0	0	1	0	0	2	0	1-9	4-1	0	1.97	44		
Feb 28	ILLINOIS		2.0	0	0	0	4	0	0	0	0	0	0	0	12-4	4-1	1	1.80	22		
Mar 01	ILLINOIS	*	6.0	4	1	2	4	0	0	0	0	0	0	0	10-1	5-1	1	1.67	71		
Mar 08	at Ole Miss	*	3.0	6	6	3	0	2	1	0	1	0	0	0	3-9	5-2	1	2.16	71		
Mar 15	OKLAHOMA-2	*	5.1	5	4	4	2	3	2	0	2	0	0	0	4-6	5-2	1	2.60	83		
Totals			7	37.2	26	17	14	9	37	3	0	4	1	0	5	0	68-36	5-2	1	2.60	-



KASEY WOOD

UTL • R/R • 5-8 • Sophomore
Bentonville, Ark. • Bentonville HS

13

CAREER STATS

Year	Avg.	GP-GS	AB	R	H	2B	3B	HR	RBI	TB	SLG%	BB	HBP	SO	GDP	OBP	SF	SH	SB-ATT	PO	A	E	FLD%
2024	.000	2-0	0	0	0	0	0	0	0	0	.000	0	0	0	0	.000	0	0	0-0	0	0	0	.000
2025	.000	13-0	1	5	0	0	0	0	0	0	.000	1	0	1	0	.500	0	0	0-0	0	2	0	1.000
TOTAL	.000	15-0	1	5	0	0	0	0	0	0	.000	1	0	1	0	.500	0	0	0-0	0	2	0	1.000

SEASON HIGHS

Category	No.	Opponent (Last)	Date
Hits	-	-	-
Doubles	-	-	-
Triples	-	-	-
Home Runs	-	-	-
RBI	-	-	-
Runs	1	6x (Iowa)	2/28/25
Walks	1	Lipscomb	2/7/25
ABs	1	Lipscomb	2/7/25

CAREER HIGHS

Category	No.	Opponent (Last)	Date
Hits	-	-	-
Doubles	-	-	-
Triples	-	-	-
Home Runs	-	-	-
RBI	-	-	-
Runs	1	6x (Iowa)	2/28/25
Walks	1	Lipscomb	2/7/25
ABs	1	Lipscomb	2/7/25

PLAYER PROFILE

- » Appeared twice as a pinch runner in 2024 while also making two appearances in the circle, totaling 1.2 scoreless innings and no earned runs.
- » Prepped as a two-way star at Bentonville High School in Bentonville, Ark., leading the Tigers to back-to-back Arkansas 6A State Championships in 2021 and 2022.
- » Ranked No. 36 in Extra Inning Softball's 2023 Extra Elite 100
- » Hit .466 with four home runs, 22 RBI and 39 runs scored as a junior while racking up a .581 on-base percentage and .849 slugging percentage.
- » Compiled 13 wins and 90 strikeouts in the circle and slashing .324/.419/.477 with KC Peppers 18U-Wallace and tabbed to the Extra Inning Softball 2021 "All Summer Team" for the 18U level
- » Majoring in Recreation and Sport Management

CAREER HONORS

- » First-Year SEC Academic Honor Roll (2024)
- » NWA Arkansas Democrat-Gazette Player of the Year (2023, 2024)
- » No. 36 in Extra Inning Softball's 2023 Extra Elite 100

GAME-BY-GAME

Date	Opponent	Pos	AB	R	H	RBI	2B	3B	HR	BB	SB	CS	HBP	SAC	SF	GDP	K	PO	A	E	AVG	
Feb 06	at Texas State	pr	0	0	0	0	0	0	0	0	0	0	0	0	0	0	0	0	0	0	0	.000
Feb 07	vs Lipscomb	ph/3b	1	0	0	0	0	0	0	1	0	0	0	0	0	0	0	1	0	2	0	.000
Totals		Ogs	1	0	0	0	0	0	0	1	0	0	0	0	0	0	0	1	0	2	0	0.000



KARLIE DAVISON

INF • R/R • 5-8 • Junior
Torrance, Calif. • Utah/ Chadwick HS

14

CAREER STATS

Year	Avg.	GP-GS	AB	R	H	2B	3B	HR	RBI	TB	SLG%	BB	HBP	SO	GDP	OBP	SF	SH	SB-ATT	PO	A	E	FLD%
2023	.203	56-56	133	25	27	3	0	11	32	63	.474	13	1	26	2	.275	2	4	2-3	51	87	13	.914
2024	.294	40-31	85	16	25	5	0	3	12	39	.459	11	2	20	0	.384	1	2	5-6	19	42	6	.910
2025	.296	25-25	54	16	16	6	2	0	10	26	.481	6	6	5	0	.418	1	0	5-5	28	39	1	.985
TOTAL	.250	121-112	272	57	68	14	2	14	54	128	.471	30	9	51	2	.340	4	6	12-14	98	168	20	.930

SEASON HIGHS

Category	No.	Opponent (Last)	Date
Hits	3	Ole Miss	3/8/25
Doubles	1	6x (MO State)	3/8/25
Triples	1	2x (Ole Miss)	3/8/25
Home Runs	-	-	-
RBI	2	3x (CSF)	2/21/25
Runs	3	Lipscomb	2/7/25
Walks	2	Lipscomb	2/7/25
ABs	4	Ole Miss	3/9/25

CAREER HIGHS

Category	No.	Opponent (Last)	Date
Hits	3	3x (Ole Miss)	3/8/25
Doubles	1	14x (Ole Miss)	3/8/25
Triples	1	2x (Ole Miss)	3/8/25
Home Runs	2	Oregon	5/6/23
RBI	5	Southern Illinois	5/19/23
Runs	3	Lipscomb	2/7/25
Walks	2	4x (Lipscomb)	2/7/25
ABs	5	Arizona	3/18/23

PLAYER PROFILE

- » Transferred to Arkansas from Utah where she spent the 2023-24 seasons. Davison was coached by DJ Gasso at Utah in 2023 and was a teammate of current Arkansas graduate assistant Mariah Lopez in 2023 and 2024.
- » Logged an appearance in 40 games to go with 31 starts while posting a .294 average with five doubles, three homers, 12 RBIs, 15 runs scored, five stolen bases and 11 walks as a sophomore at Utah in 2023.
- » As a freshman she belted a team-high 11 home runs while starting all 56 games and helping lead Utah to a Women's College World Series appearance.
- » Majoring in business analytics and communication.
- » Was a Top 50 recruit in the 2022 class and four-year starter and three-time team captain at Chadwick High School.
- » Played travel ball for OC Batbusters 18U-Stith.
- » Father Scott Davison pitched in the MLB with the Seattle Mariners from 1995-1996. Both her grandfathers Ralph Davison (SD Padres) and Dave Mardsen (LA Angels) were drafted and played in the minor leagues.
- » Majoring in Organizational Management & Leadership

CAREER HONORS

- » Pac-12 Freshman of the Week (May 8, 2023)
- » Pac-12 Player of the Week (May 8, 2023)
- » NFCA Scholar Athlete (2023)

GAME-BY-GAME

Date	Opponent	Pos	AB	R	H	RBI	2B	3B	HR	BB	SB	CS	HBP	SAC	SF	GDP	K	PO	A	E	AVG	
Feb 06	at Texas State	*2b	2	0	0	0	0	0	0	0	0	0	0	0	0	0	1	3	2	1	.000	
Feb 07	vs Lipscomb	*2b	2	3	1	0	0	0	0	2	1	0	0	0	0	0	0	0	1	2	0	.250
Feb 07	vs Bradley	*2b	2	0	0	0	0	0	0	0	0	0	0	0	0	0	0	0	2	1	0	.167
Feb 08	vs Bradley	*2b	3	0	1	1	1	0	0	0	1	0	0	0	0	0	0	0	2	1	0	.222
Feb 14	vs Louisiana Monroe	*2b/ph	0	1	0	0	0	0	0	0	0	0	1	0	0	0	0	0	2	1	0	.222
Feb 14	at Louisiana Tech	*dh/2b	3	0	0	0	0	0	0	0	0	0	0	0	0	0	0	0	0	1	0	.167
Feb 15	vs Southern Miss	*dh/2b	1	0	0	0	0	0	0	0	0	0	1	0	0	0	1	0	1	0	1	.154
Feb 16	vs Southern Miss	*2b	2	2	2	1	1	0	0	1	1	0	0	0	0	0	0	0	1	0	1	.267
Feb 16	vs Louisiana Monroe	*2b	2	1	0	0	0	0	0	0	0	0	1	0	0	0	0	0	1	1	0	.235
Feb 20	vs Rutgers	*dh/2b	2	1	0	1	0	0	0	1	0	0	0	0	0	0	0	0	0	3	0	.211
Feb 20	vs Cal State Fullerton	*2b	1	1	0	2	0	0	0	1	0	0	0	0	1	0	0	1	0	1	2	.200
Feb 21	vs Loyola Marymount	*2b	3	1	2	0	0	0	0	0	0	0	0	0	0	0	0	0	1	0	0	.261
Feb 22	vs Baylor	*2b	2	1	0	0	0	0	0	0	1	0	0	0	0	0	0	0	1	1	0	.240
Feb 22	vs UCLA	*2b	2	0	0	0	0	0	0	0	0	0	0	0	0	0	0	0	2	0	0	.222
Feb 28	IOWA	*2b	2	0	0	0	0	0	0	0	0	0	0	0	0	0	0	1	0	0	0	.207
Feb 28	ILLINOIS	*2b	3	1	2	1	0	1	0	0	0	0	0	0	0	0	0	0	0	1	0	.250
Mar 01	IOWA	*2b	2	1	2	2	1	0	0	0	0	0	0	0	0	0	0	0	3	5	0	.294
Mar 01	ILLINOIS	*2b	3	1	1	1	1	0	0	1	1	0	0	0	0	0	0	0	0	4	0	.297
Mar 02	MISSOURI STATE	*2b	3	1	1	0	1	0	0	0	0	0	0	0	0	0	0	0	0	1	0	.300
Mar 07	at Ole Miss	*2b	2	0	0	0	0	0	0	0	0	0	1	0	0	0	0	1	1	0	0	.286
Mar 08	at Ole Miss	*2b	3	0	3	0	1	1	0	0	0	0	0	0	0	0	0	0	1	3	0	.333
Mar 09	at Ole Miss	*2b	4	1	1	1	0	0	0	0	0	0	1	0	0	0	1	0	2	0	2	.327
Mar 15	OKLAHOMA-1	*2b	3	0	0	0	0	0	0	0	0	0	0	0	0	0	0	0	2	3	0	.308
Mar 15	OKLAHOMA-2	*2b	2	0	0	0	0	0	0	0	0	0	1	0	0	0	0	0	4	2	0	.296
Totals			25gs	54	16	16	10	6	2	0	6	5	0	6	0	1	0	5	28	39	1	.296



RAMSEY WALKER

OF • R/R • 5-7 • Freshman
Shreveport, La. • Calvary Baptist Academy

16

CAREER STATS

Year	Avg.	GP-GS	AB	R	H	2B	3B	HR	RBI	TB	SLG%	BB	HBP	SO	GDP	OBP	SF	SH	SB-ATT	PO	A	E	FLD%
2025	.000	19-1	4	4	0	0	0	0	1	0	.000	1	0	2	0	.333	1	0	0-0	1	0	0	1.000
TOTAL	.000	19-1	4	4	0	0	0	0	1	0	.000	1	0	2	0	.333	1	0	0-0	1	0	0	1.000

SEASON HIGHS

Category	No.	Opponent (Last)	Date
Hits	-	-	-
Doubles	-	-	-
Triples	-	-	-
Home Runs	-	-	-
RBI	-	-	-
Runs	1	Illinois	2/28/25
Walks	-	-	-
ABs	2	Southern Miss	2/15/25

CAREER HIGHS

Category	No.	Opponent (Last)	Date
Hits	-	-	-
Doubles	-	-	-
Triples	-	-	-
Home Runs	-	-	-
RBI	-	-	-
Runs	1	Illinois	2/28/25
Walks	-	-	-
ABs	2	Southern Miss	2/15/25

PLAYER PROFILE

- » Prepped at Calvary Baptist Academy in Shreveport, La. where she helped lead the Lady Cavs' to four-straight 2A State Championships.
- » Named a MaxPreps All-American after batting .575 with 23 home runs, 68 RBI and 41 extra-base hits as a senior. Her 23 home runs led the state of Louisiana and ranked fifth nationally.
- » Registered a .500 batting average and .574 on-base percentage with 21 home runs, 55 RBI, 17 doubles and two triples as a junior in 2023.
- » Named a Top 100 Freshman by D1 Softball and appeared on the Softball America Freshman Watch List ahead of the 2025 Season.
- » Registered a .500 batting average and .574 on-base percentage with 21 home runs, 55 RBI, 17 doubles and two triples as a junior.
- » Goes by the nickname Rambo, which she acquired from her travel ball teammates and came from the popular action-movie series, starring Sylvester Stallone.
- » Father Clint Walker played baseball at Arkansas from 1994-1996.
- » Enjoys hunting in her free time.

CAREER HONORS

- » D1 Softball D100 Freshman (2025)
- » Softball America Freshman Watch List (2025)
- » Max Preps All-American (2024)
- » Louisiana State Player of the Year (2022, 2024)
- » No. 16 Overall Player in Class of 2024 (Extra Inning Softball)

GAME-BY-GAME

Date	Opponent	Pos	AB	R	H	RBI	2B	3B	HR	BB	SB	CS	HBP	SAC	SF	GDP	K	PO	A	E	AVG	
Feb 07	vs Lipscomb	ph/of	1	0	0	1	0	0	0	1	0	0	0	0	1	0	0	0	0	0	0	.000
Feb 15	vs Southern Miss	*of	2	0	0	0	0	0	0	0	0	0	0	0	0	0	0	2	0	0	0	.000
Feb 16	vs Southern Miss	ph/of	1	0	0	0	0	0	0	0	0	0	0	0	0	0	0	0	0	0	0	.000
Totals		1gs	4	1	0	1	0	0	0	1	0	0	0	0	1	0	2	0	0	0	0	.000



KENNEDY MILLER

C • R/R • 5-8 • Sophomore
Georgetown, Texas • Georgetown HS

17

CAREER STATS

Year	Avg.	GP-GS	AB	R	H	2B	3B	HR	RBI	TB	SLG%	BB	HBP	SO	GDP	OBP	SF	SH	SB-ATT	PO	A	E	FLD%
2024	.331	52-52	136	23	45	5	2	8	36	78	.574	9	8	16	2	.400	2	0	2-2	276	33	1	.997
2025	.255	22-22	51	12	13	2	0	2	13	21	.412	8	4	6	0	.391	1	0	1-1	88	11	1	.990
TOTAL	.310	74-74	187	35	58	7	2	10	49	99	.529	17	12	22	2	.397	3	0	3-3	364	44	2	.995

CAREER HONORS

- » DI Softball Freshman All-American (2024)
- » Softball America Freshman All-American (2024)
- » NFCA First-Team All-South Region (2024)
- » Top 25 Finalist, Schutt Sports/NFCA Division I National Freshman of the Year finalist (2024)
- » SEC Freshman of the Week (March 19, 2024)
- » First-Year SEC Academic Honor Roll (2024)
- » No. 57 on Extra Inning Softball's Extra Elite 100 (2022)

GAME-BY-GAME

Date	Opponent	Pos	AB	R	H	RBI	2B	3B	HR	BB	SB	CS	HBP	SAC	SF	GDP	K	PO	A	E	AVG	
Feb 06	at Texas State	*c	3	0	1	0	0	0	0	0	0	0	0	0	0	0	0	7	0	0	.333	
Feb 07	vs Lipscomb	*dh	1	2	1	2	1	0	0	1	0	0	0	0	0	0	0	0	0	0	.500	
Feb 07	vs Bradley	*c	3	0	1	1	0	0	0	0	0	0	0	0	0	0	0	9	0	0	.429	
Feb 08	vs Bradley	*c	2	1	0	0	0	0	0	2	1	0	0	0	0	0	0	3	3	0	.333	
Feb 08	vs San Diego	*dh	1	0	0	0	0	0	1	0	0	1	0	0	0	0	0	0	0	0	.300	
Feb 14	vs Louisiana Monroe	*c	3	1	1	1	0	0	0	0	0	0	0	0	0	0	0	1	4	1	.308	
Feb 14	at Louisiana Tech	*c	3	2	2	2	0	0	1	0	0	0	0	0	0	0	0	6	1	0	.375	
Feb 20	vs Rutgers	*2b/dh	2	0	0	0	0	0	1	0	0	0	0	0	0	0	1	0	0	0	.333	
Feb 20	vs Cal State Fullerton	*dh/c	1	2	0	0	0	0	1	0	0	1	0	0	0	0	0	0	7	0	.316	
Feb 21	vs Loyola Marymount	*dh	3	1	1	1	0	0	1	0	0	0	0	0	0	0	0	1	0	0	.318	
Feb 22	vs Baylor	*dh/c	1	0	0	1	0	0	1	0	0	0	0	0	0	0	0	6	0	0	.304	
Feb 22	vs UCLA	*c	2	0	0	0	0	0	0	0	0	0	0	0	0	0	0	0	3	0	.280	
Feb 28	IOWA	*dh/c	3	0	0	0	0	0	0	0	0	0	0	0	0	0	0	5	1	0	.250	
Feb 28	ILLINOIS	*dh/c	2	0	0	0	0	0	1	0	0	0	0	0	0	0	0	1	5	1	.233	
Mar 01	IOWA	*c	3	1	2	2	1	0	0	0	0	0	0	0	0	0	0	0	4	0	.273	
Mar 01	ILLINOIS	*c	4	0	1	0	0	0	0	0	0	0	0	0	0	0	0	0	4	0	.270	
Mar 02	MISSOURI STATE	*dh/c	2	0	0	0	0	0	0	0	0	0	0	0	0	0	0	6	1	0	.256	
Mar 07	at Ole Miss	*c	1	0	0	1	0	0	0	0	0	0	1	0	1	0	0	4	1	1	.250	
Mar 08	at Ole Miss	*dh	3	0	1	0	0	0	0	0	0	0	0	0	0	0	0	1	0	0	.256	
Mar 09	at Ole Miss	*c	3	2	2	2	0	0	0	0	0	1	0	0	0	0	0	5	0	0	.283	
Mar 15	OKLAHOMA-1	*c	2	0	0	0	0	0	0	0	0	0	0	0	0	0	0	1	7	1	.271	
Mar 15	OKLAHOMA-2	*c	3	0	0	0	0	0	0	0	0	0	0	0	0	0	0	3	1	0	.255	
Totals			22qs	51	12	13	13	2	0	2	8	1	0	4	0	1	0	6	88	11	1	.255

SEASON HIGHS


Category	No.	Opponent (Last)	Date
Hits	2	3x (Ole Miss)	3/9/25
Doubles	1	2x (Iowa)	3/1/25
Triples	-	-	-
Home Runs	1	2x (LMU)	2/21/25
RBI	2	4x (Ole Miss)	3/9/25
Runs	2	4x (Ole Miss)	3/9/25
Walks	2	Bradley	2/7/25
ABs	4	Illinois	3/1/25

CAREER HIGHS

Category	No.	Opponent (Last)	Date
Hits	3	2x (Auburn)	3/16/24
Doubles	2	Miss. State	3/23/24
Triples	1	2x (South Carolina)	4/14/24
Home Runs	2	2x (Auburn)	3/16/24
RBI	3	5x (UCA)	4/30/24
Runs	2	12x (Ole Miss)	3/9/25
Walks	2	2x (Bradley)	2/7/25
ABs	4	5x (Illinois)	3/1/25

PLAYER PROFILE

- » Earned DI Softball and Softball America Freshman All-America honors after batting .331 with 45 hits, eight home runs, five doubles, two triples, nine walks 36 RBI and 23 runs scored in 2024. She finished second on the team in batting average and fourth in home runs.
- » Is the all-time career leader in fielding percentage in Arkansas Softball history with a .997 fielding percentage in 310 chances.
- » Threw out five would-be basestealers in 2024.
- » Her eight home runs in 2024 were the most by a Razorback freshman since Kacie Hoffman hit eight in 2022.
- » Second catcher in program history from Georgetown, Texas, joining Taylor Ellsworth (2022) who she wears No. 17 in honor of and helped connect Miller with Arkansas during her recruitment. When she was a kid she took catching lessons from Ellsworth.
- » Led Georgetown High School to a Texas 5A runner-up finish as a junior in 2022 after slashing .422/.517/.989 and recorded 12 home runs, 35 runs scored and 40 RBI.
- » Majoring in Finance Real Estate



AVA CARTER

UTL • L/R • 5-6 • Freshman
Paragould, Ark. • Greene County Tech HS

21

CAREER STATS

Year	Avg.	GP-GS	AB	R	H	2B	3B	HR	RBI	TB	SLG%	BB	HBP	SO	GDP	OBP	SF	SH	SB-ATT	PO	A	E	FLD%
2025	.455	9-4	11	6	5	1	2	0	5	10	.909	3	0	1	0	.571	0	0	0-0	1	0	0	1.000
TOTAL	.455	9-4	11	6	5	1	2	0	5	10	.909	3	0	1	0	.571	0	0	0-0	1	0	0	1.000

CAREER HONORS

- » Jonesboro Sun Player of the Year (2022, 2023)
- » Arkansas 5A All-State (2021, 2022, 2023)

GAME-BY-GAME

Date	Opponent	Pos	AB	R	H	RBI	2B	3B	HR	BB	SB	CS	HBP	SAC	SF	GDP	K	PO	A	E	AVG	
Feb 07	vs Lipscomb	*of	2	2	2	3	1	1	0	1	0	0	0	0	0	0	0	0	0	0	0	1.000
Feb 08	vs Bradley	ph	1	0	0	0	0	0	0	0	0	0	0	0	0	0	0	0	0	0	0	.667
Feb 08	vs San Diego	*of	2	0	1	0	0	0	0	0	0	0	0	0	0	0	0	0	1	0	0	.600
Feb 15	vs Southern Miss	ph/of	2	1	1	1	0	1	0	0	0	0	0	0	0	0	0	1	0	0	0	.571
Feb 16	vs Southern Miss	*dh/of	1	1	1	1	0	0	1	0	0	0	0	0	0	0	0	0	0	0	0	.625
Feb 16	vs Louisiana Monroe	*dh/of	1	1	0	0	0	0	0	1	0	0	0	0	0	0	0	0	0	0	0	.556
Feb 20	vs Rutgers	pr	1	0	0	0	0	0	0	0	0	0	0	0	0	0	0	0	0	0	0	.500
Mar 01	IOWA	ph	1	0	0	0	0	0	0	0	0	0	0	0	0	0	0	0	0	0	0	.455
Totals		4gs	11	6	5	5	1	2	0	3	0	0	0	0	0	0	0	0	1	1	0	0.455

SEASON HIGHS

Category	No.	Opponent (Last)	Date
Hits	2	Lipscomb	2/7/25
Doubles	1	Lipscomb	2/7/25
Triples	2	2x (Southern Miss)	2/16/25
Home Runs	-	Lipscomb	2/7/25
RBI	3	Lipscomb	2/7/25
Runs	2	Lipscomb	2/7/25
Walks	1	3x (ULM)	2/16/25
ABs	2	2x (San Diego)	2/7/25

CAREER HIGHS

Category	No.	Opponent (Last)	Date
Hits	2	Lipscomb	2/7/25
Doubles	1	Lipscomb	2/7/25
Triples	2	2x (Southern Miss)	2/16/25
Home Runs	-	Lipscomb	2/7/25
RBI	3	Lipscomb	2/7/25
Runs	2	Lipscomb	2/7/25
Walks	1	3x (ULM)	2/16/25
ABs	2	2x (San Diego)	2/7/25

PLAYER PROFILE

- » Arrives at Arkansas from Greene County Tech High School where she was a three-time all-state selection and two-time Jonesboro Sun Player of the Year.
- » Hit .562 with six home runs and 33 RBI while posting a .638 on-base percentage during her junior campaign
- » Batted .536 with a .643 on-base percentage and a slugging percentage of .821 while smacking two home runs in 2022. Also had 33 runs batted in and 25 stolen bases as a sophomore.
- » Led her high school to state runner-up finishes in 2022-23.
- » Also played basketball in high school, averaging 7.2 points per game, 3.4 rebounds per game and 2.0 steals per game as a senior.



REAGAN JOHNSON

OF • L/R • 5-4 • Junior
Karnes City, Tex. • Karnes City HS

23

CAREER STATS

Year	Avg.	GP-GS	AB	R	H	2B	3B	HR	RBI	TB	SLG%	BB	HBP	SO	GDP	OBP	SF	SH	SB-ATT	PO	A	E	FLD%
2023	.378	59-59	209	47	79	3	4	0	20	90	.431	14	0	41	0	.415	1	1	18-18	86	4	3	.968
2024	.380	55-55	192	35	73	4	1	0	11	79	.411	15	1	19	0	.426	1	1	12-14	85	4	1	.989
2025	.370	25-25	81	26	30	3	2	0	3	37	.457	13	1	9	0	.458	1	1	13-14	26	1	0	1.000
TOTAL	.378	139-139	482	108	182	10	7	0	34	206	.427	42	2	69	0	.427	3	3	43-46	197	9	4	.981

CAREER HONORS

- » First-Team All-SEC (2024)
- » First-Team NFCA All-South Region (2024)
- » SEC Spring Academic Honor Roll (2024)
- » NFCA All-South Region First Team (2023)
- » TUCCI/NFCA National Freshman of the Year Top 10 Finalist (2023)
- » D1 Softball Freshman All-American (2023)
- » All-SEC Second Team (2023)
- » SEC Freshman of the Week (April 25, 2023)

GAME-BY-GAME

Date	Opponent	Pos	AB	R	H	RBI	2B	3B	HR	BB	SB	CS	HBP	SAC	SF	GDP	K	PO	A	E	AVG	
Feb 06	at Texas State	*of	3	0	0	0	0	0	0	0	0	0	0	0	0	0	0	0	1	0	0	.000
Feb 07	vs Lipscomb	*of/pr	4	1	1	1	0	0	0	0	0	0	0	0	1	0	0	1	0	0	0	.143
Feb 07	vs Bradley	*of	2	1	1	0	0	0	0	1	2	0	0	0	0	0	0	0	0	0	0	.222
Feb 08	vs Bradley	*of	5	1	2	0	0	0	0	0	1	0	0	0	0	0	0	0	0	0	0	.286
Feb 08	vs San Diego	*of	4	0	0	0	0	0	0	0	0	0	0	0	0	0	0	0	1	0	0	.222
Feb 14	vs Louisiana Monroe	*of	5	2	2	0	0	1	0	0	1	0	0	0	0	0	0	0	1	0	0	.261
Feb 14	at Louisiana Tech	*of	4	0	1	0	0	0	0	0	0	0	0	0	0	0	0	0	0	3	0	.259
Feb 15	vs Southern Miss	*of	4	1	1	0	0	0	0	1	0	0	0	0	0	0	0	1	0	0	0	.258
Feb 16	vs Southern Miss	*of/pr	3	1	2	0	0	1	0	0	0	0	0	0	0	0	0	0	1	0	0	.294
Feb 16	vs Louisiana Monroe	*of	3	1	0	0	0	0	0	1	0	0	0	0	0	0	0	1	2	0	0	.270
Feb 20	vs Rutgers	*of	3	2	1	0	1	0	0	1	0	0	0	0	0	0	0	0	0	0	0	.275
Feb 20	vs Cal State Fullerton	*of/pr	3	0	2	1	0	0	0	0	0	0	0	0	0	0	0	0	0	0	0	.302
Feb 21	vs Loyola Marymount	*of	4	2	2	1	1	0	0	1	0	0	0	0	0	0	1	1	0	0	0	.319
Feb 22	vs Baylor	*of	3	2	2	0	1	0	0	0	0	0	0	0	0	0	0	0	1	0	0	.340
Feb 22	vs UCLA	*of	3	0	2	0	0	0	0	0	0	0	0	0	0	0	1	3	0	0	0	.358
Feb 28	IOWA	*of	2	3	1	0	0	0	0	2	2	0	0	0	0	0	0	1	0	0	0	.364
Feb 28	ILLINOIS	*of	3	2	1	0	0	0	0	1	1	0	0	0	0	0	0	0	0	0	0	.362
Mar 01	IOWA	*of/ph	2	0	0	0	0	0	0	0	1	0	0	1	0	0	0	0	0	0	0	.350
Mar 01	ILLINOIS	*of	3	2	2	0	0	0	0	1	3	0	0	0	0	0	0	1	0	0	0	.365
Mar 02	MISSOURI STATE	*of	3	2	2	0	0	0	0	2	0	1	0	0	0	0	0	0	0	0	0	.379
Mar 07	at Ole Miss	*of	3	0	1	0	0	0	0	1	0	0	0	0	0	0	0	1	2	0	0	.377
Mar 08	at Ole Miss	*of	2	0	0	0	0	0	0	2	0	0	0	0	0	0	0	2	1	0	0	.366
Mar 09	at Ole Miss	*of	5	3	3	0	0	0	0	0	0	0	0	0	0	0	0	2	0	0	0	.382
Mar 15	OKLAHOMA-1	*of	2	0	1	0	0	0	0	1	0	0	0	0	0	0	0	0	3	0	0	.385
Mar 15	OKLAHOMA-2	*of	3	0	0	0	0	0	0	1	0	0	0	0	0	0	2	1	1	0	0	.370
Totals			25gs	81	26	30	3	3	2	0	13	13	1	1	1	0	9	26	1	0	.370	

SEASON HIGHS

Category	No.	Opponent (Last)	Date
Hits	3	Ole Miss	3/9/25
Doubles	1	3x (LMU)	2/21/25
Triples	1	2x (Southern Miss)	2/16/25
Home Runs	-	-	-
RBI	1	3x (LMU)	2/21/25
Runs	3	2x (Ole Miss)	3/9/25
Walks	2	2x (Ole Miss)	3/8/25
ABs	5	3x (Ole Miss)	3/9/25

CAREER HIGHS

Category	No.	Opponent (Last)	Date
Hits	4	3x (Ohio)	2/9/24
Doubles	1	9x (LMU)	2/21/25
Triples	1	5x (Wichita State)	2/24/24
Home Runs	-	-	-
RBI	2	8x (Ole Miss)	5/3/24
Runs	3	3x (Ole Miss)	3/9/25
Walks	2	6x (Ole Miss)	3/8/25
ABs	5	9x (Ole Miss)	3/9/25
Stolen Bases	3	Drake	2/24/23

PLAYER PROFILE

- » All-time career leader in batting average at Arkansas with a .379 career average.
- » Only player in program history to register multiple 70+ hit seasons with 73 in 2024 and 79 in 2023.
- » One of six active D1 players nationally to register 73+ hits in each of the last two seasons, D'Auna Jennings (Duke), Kendra Falby (Florida), Korbe Otis (Florida), Mia Scott (Texas) and Paige Rocha (SIU-Edwardsville).
- » Led the Razorbacks with 21 multi-hit games in 2024 while posting a .380 average with 73 hits, four doubles, a triple, 11 RBIm 35 runs scored and 79 total bases.
- » Went a perfect 109-109 on stolen base attempts in high school. As a junior at Falls City High School, she hit .606 with 42 RBIs, two home runs and 39 stolen bases while being named all-state and district defensive MVP.
- » Also participated in track in high school where she was one of the fastest athletes in the state of Texas. As a senior, she earned all-state recognition and was the 2022 Texas 2A State champion in the 300-meter hurdles, setting a new 2A record in 300-meter hurdles with a time of 43.70. She also was a two-time silver medalist in the 300m hurdles prior to her senior year



CAM HARRISON

RHP/UTL • R/R • 5-7 • Freshman
Katy, Texas • Katy HS

25

CAREER STATS

Year	Avg.	GP-GS	AB	R	H	2B	3B	HR	RBI	TB	SLG%	BB	HBP	SO	GDP	OBP	SF	SH	SB-ATT	PO	A	E	FLD%
2025	.429	10-4	7	0	3	3	0	0	2	6	.857	1	0	0	0	.500	0	0	0-0	1	5	0	1.000
TOTAL	.429	10-4	7	0	3	3	0	0	2	6	.857	1	0	0	0	.500	0	0	0-0	1	5	0	1.000

Year	ERA	W-L	APP	GS	CG	SHO	SV	IP	H	R	ER	BB	SO	2B	3B	HR	BF	B.AVG	WP	HBP	BK	SF	SH
2025	2.02	3-0	11	4	0	0/1	2	27.2	16	9	8	19	29	2	2	1	114	.178	5	0	0	2	3
TOTAL	2.02	3-0	11	4	0	0/1	2	27.2	16	9	8	19	29	2	2	1	114	.178	5	0	0	2	3

SEASON HIGHS (PITCHING)

Category	No.	Opponent (Last)	Date
Innings	5.0	San Diego	2/8/25
Longest Start	5.0	San Diego	2/8/25
Shortest Start	5.0	San Diego	2/8/25
Longest Relief	3.0	Ole Miss	3/8/25
Hits	3	2x (Ole Miss)	3/7/25
Runs	3	2x (Ole Miss)	3/7/25
Earned Runs	3	2x (Ole Miss)	3/7/25
Walks	5	Southern Miss	2/16/25
Strikeouts	8	2x (Southern Miss)	2/16/25
Pitches	90	Southern Miss	2/16/25

CAREER HIGHS (PITCHING)

Category	No.	Opponent (Last)	Date
Innings	5.0	San Diego	2/8/25
Longest Start	5.0	San Diego	2/8/25
Shortest Start	5.0	San Diego	2/8/25
Longest Relief	3.0	Ole Miss	3/8/25
Hits	3	2x (Ole Miss)	3/7/25
Runs	3	2x (Ole Miss)	3/7/25
Earned Runs	3	2x (Ole Miss)	3/7/25
Walks	5	Southern Miss	2/16/25
Strikeouts	8	2x (Southern Miss)	2/16/25
Pitches	90	Southern Miss	2/16/25

SEASON HIGHS (HITTING)

Category	No.	Opponent (Last)	Date
Hits	1	2x (ULM)	2/14/25
Doubles	1	2x (ULM)	2/14/25
Triples	-	-	-
Home Runs	-	-	-
RBI	2	ULM	2/14/25
Runs	-	-	-
Walks	1	San Diego	2/8/25
ABs	1	5x (ULM)	2/16/25

CAREER HIGHS (HITTING)

Category	No.	Opponent (Last)	Date
Hits	1	2x (ULM)	2/14/25
Doubles	1	2x (ULM)	2/14/25
Triples	-	-	-
Home Runs	-	-	-
RBI	2	ULM	2/14/25
Runs	-	-	-
Walks	1	San Diego	2/8/25
ABs	1	2x (San Diego)	2/8/25

CAREER HONORS

- » D1 Softball D100 Freshman (2025)
- » Softball America Freshman Watch List (2025)
- » Texas Gatorade Player of the Year (2024)
- » United States 18-U team member (2024)
- » No. 6 Overall Player in Extra Innings Softball Player Rankings (2024)
- » All-Greater Houston Pitcher of the Year (2024)
- » Max Preps All-American (2024)
- » District MVP (2022, 2023)
- » Majoring in Business

GAME-BY-GAME

Date	Opponent	Pos	AB	R	H	RBI	2B	3B	HR	BB	SB	CS	HBP	SAC	SF	GDP	K	PO	A	E	AVG	
Feb 07	vs Lipscomb	ph	1	0	1	0	1	0	0	0	0	0	0	0	0	0	0	0	0	0	0	0.000
Feb 08	vs San Diego	*p	1	0	0	0	0	0	0	1	0	0	0	0	0	0	0	0	0	1	0	.500
Feb 14	vs Louisiana Monroe	p	1	0	1	2	1	0	0	0	0	0	0	0	0	0	0	0	0	1	1	.667
Feb 16	vs Southern Miss	*p/ph	1	0	0	0	0	0	0	0	0	0	0	0	0	0	0	0	0	0	0	.500
Feb 16	vs Louisiana Monroe	ph	1	0	1	0	1	0	0	0	0	0	0	0	0	0	0	0	0	0	0	.600
Feb 21	vs Loyola Marymount	*p	1	0	0	0	0	0	0	0	0	0	0	0	0	0	0	0	0	2	0	.500
Mar 01	IOWA	*p/ph	1	0	0	0	0	0	0	0	0	0	0	0	0	0	0	0	0	0	0	.429
Totals		4qs	7	0	3	2	3	0	0	1	0	0	0	0	0	0	0	0	0	1	5	.429

Date	Opponent	GS	IP	H	R	ER	BB	SO	2B	3B	HR	WP	BK	HBP	IBB	Score	W-L	Sv	ERA	NP
Feb 06	at Texas State		1.0	0	0	0	0	2	0	0	0	1	0	0	0	3-1	0-0	1	0.00	24
Feb 07	vs Bradley		0.2	0	0	0	1	1	0	0	0	0	0	0	0	3-1	0-0	2	0.00	18
Feb 08	vs San Diego	*	5.0	2	1	1	8	0	1	0	0	0	0	0	0	2-1	0-0	2	1.05	69
Feb 14	vs Louisiana Monroe	*	2.0	1	1	0	2	2	0	0	0	2	0	0	0	11-2	0-0	2	0.81	36
Feb 16	vs Southern Miss	*	3.2	3	3	5	8	0	0	1	0	0	0	0	0	12-3	1-0	2	2.27	90
Feb 21	vs LMU	*	5.0	2	0	0	2	0	0	0	0	0	0	0	0	6-2	2-0	2	1.62	58
Feb 22	vs UCLA	*	2.1	2	1	1	1	1	0	0	0	0	0	1	1-9	2-0	2	1.78	27	
Mar 01	IOWA	*	4.0	1	0	0	4	3	0	0	0	0	0	0	0	12-0	3-0	2	1.48	66
Mar 07	at Ole Miss		0.1	1	3	3	2	0	1	0	0	1	0	0	0	1-9	3-0	2	2.33	20
Mar 08	at Ole Miss		3.0	3	0	0	3	0	0	1	0	1	0	0	0	3-9	3-0	2	2.07	53
Mar 15	OKLAHOMA-1		0.2	1	0	0	0	2	0	0	0	0	0	0	0	0-7	3-0	2	2.02	15
Totals			4	27.2	16	9	8	19	29	2	2	1	5	0	1	54-44	3-0	2	2.02	-



ATALYIA RIJO

INF • L/R • 5-7 • Junior

Horsehead, N.Y. • Corning-Painted Post HS

26

CAREER STATS

Year	Avg.	GP-GS	AB	R	H	2B	3B	HR	RBI	TB	SLG%	BB	HBP	SO	GDP	OBP	SF	SH	SB-ATT	PO	A	E	FLD%
2023	.203	56-55	133	24	27	6	0	5	24	48	.361	9	7	33	2	.285	2	3	0-0	63	115	11	.942
2024	.214	9-6	14	2	3	2	0	0	1	5	.357	1	1	3	0	.313	0	1	0-0	8	10	0	1.000
2025	.346	24-23	52	12	18	5	1	3	21	34	.654	7	5	7	0	.455	2	4	0-0	27	27	3	.947
TOTAL	.241	89-84	199	38	48	13	1	8	46	87	.437	17	13	43	2	.335	4	8	0-0	98	15214	3	.947

CAREER HONORS

- » SEC Career Tour Participant (2024)
- » SEC Spring Academic Honor Roll (2024)
- » SEC Freshman of the Week (Feb. 13, 2023)

GAME-BY-GAME

Date	Opponent	Pos	AB	R	H	RBI	2B	3B	HR	BB	SB	CS	HBP	SAC	SF	GDP	K	PO	A	E	AVG	
Feb 06	at Texas State	*dh/ss	1	0	0	0	0	0	1	0	0	0	0	0	0	0	0	0	1	0	0	.000
Feb 07	vs Lipscomb	ph	1	1	1	1	0	1	0	0	0	0	0	0	0	0	0	0	0	0	0	.500
Feb 07	vs Bradley	*ss	2	0	0	0	0	0	0	1	0	0	0	0	0	0	0	0	2	1	0	.250
Feb 08	vs San Diego	*ss/pr	1	1	0	0	0	0	0	0	0	0	0	1	0	0	0	0	3	0	0	.200
Feb 14	vs Louisiana Monroe	*ss	3	1	1	1	0	0	1	1	0	0	0	0	0	0	0	1	1	1	0	.250
Feb 14	at Louisiana Tech	*ss	2	0	2	1	0	0	0	0	0	0	1	0	0	0	0	0	0	1	0	.400
Feb 15	vs Southern Miss	*ss	3	0	1	4	1	0	0	1	0	0	0	0	0	0	0	0	2	3	0	.385
Feb 16	vs Southern Miss	*ss	3	3	2	0	2	0	0	0	0	0	0	0	0	0	0	0	1	0	0	.438
Feb 16	vs Louisiana Monroe	*ss	3	1	2	2	1	0	0	0	0	0	0	0	0	0	0	0	0	0	0	.474
Feb 20	vs Rutgers	*ss	3	1	2	0	1	0	0	0	0	0	0	0	0	0	0	0	2	1	0	.500
Feb 20	vs Cal State Fullerton	*ss	3	1	2	3	0	0	1	0	0	0	0	0	0	0	0	1	0	3	0	.520
Feb 21	vs Loyola Marymount	*ss	4	0	0	0	0	0	0	0	0	0	0	0	0	0	0	0	2	3	0	.448
Feb 22	vs Baylor	*ss	1	1	0	0	0	0	0	1	0	0	0	0	0	0	0	0	1	1	2	.433
Feb 22	vs UCLA	*ss	2	0	0	0	0	0	0	0	0	0	0	0	0	0	0	0	2	1	0	.406
Feb 28	IOWA	*ss	0	0	0	2	0	0	0	2	0	0	0	0	1	0	0	0	1	1	0	.406
Feb 28	ILLINOIS	*ss	3	0	0	0	0	0	0	0	0	0	0	0	0	0	0	0	1	1	0	.371
Mar 01	IOWA	*ss	2	0	0	0	0	0	0	0	0	0	0	0	0	0	0	1	0	3	0	.351
Mar 01	ILLINOIS	*ss	3	0	1	1	0	0	0	0	0	0	1	0	0	0	0	0	2	0	0	.350
Mar 02	MISSOURI STATE	*ss	2	2	1	4	0	0	1	0	0	0	2	0	0	0	0	0	1	0	0	.357
Mar 07	at Ole Miss	*ss	2	0	1	0	0	0	0	0	0	0	0	1	0	0	0	0	2	1	1	.364
Mar 08	at Ole Miss	*ss	3	0	0	0	0	0	0	0	0	0	0	0	0	0	0	1	1	2	1	.340
Mar 09	at Ole Miss	*ss	3	0	2	1	0	0	0	0	0	0	0	1	0	0	0	1	2	1	0	.360
Mar 15	OKLAHOMA-1	*ss	1	0	0	0	0	0	0	0	0	0	1	0	0	0	0	0	1	0	0	.353
Mar 15	OKLAHOMA-2	*ss	1	0	0	1	0	0	0	0	0	0	0	2	0	0	0	0	3	0	0	.346
Totals			23qs	52	12	18	21	5	1	3	7	0	0	5	4	2	0	7	27	27	3	.346

SEASON HIGHS

Category	No.	Opponent (Last)	Date
Hits	2	6x (Ole Miss)	3/9/25
Doubles	2	Southern Miss	2/16/25
Triples	1	Lipscomb	2/7/25
Home Runs	1	3x (MO State)	2/20/25
RBI	4	2x (MO State)	3/2/25
Runs	3	Southern Miss	2/16/25
Walks	2	Iowa	2/28/25
ABs	4	Loyola Marymount	2/21/25

CAREER HIGHS

Category	No.	Opponent (Last)	Date
Hits	3	Baylor	2/12/23
Doubles	2	Southern Miss	2/16/25
Triples	1	Lipscomb	2/7/25
Home Runs	1	8x (MO State)	3/1/25
RBI	4	3x (MO State)	3/1/25
Runs	3	Southern Miss	2/16/25
Walks	2	3x (Iowa)	2/28/25
ABs	4	Loyola Marymount	2/21/25

PLAYER PROFILE

- » Was granted a medical redshirt after missing most of the 2024 season due to a shoulder injury. Will have three years of eligibility remaining entering the 2025 season.
- » Went 2-3 with a double against South Alabama on March 8, 2024 during one of her nine appearances in 2024.
- » Was granted a medical redshirt after missing most of the 2024 season due to a shoulder injury. Will have three years of eligibility remaining entering the 2025 season.
- » Second player in program history from New York joining Maddie Reese (2012) as the only other Hog from the Empire State.
- » Father Fernando Rijo signed with the LA Dodgers in 1995 at the age of 15 and pitched 11 seasons in professional baseball making it as high as AAA. Her cousin is 1990 World Series MVP Jose Rijo. Her mother Audrey was a three-sport athlete who played D1 softball at Albany and UNC-Wilmington.
- » Prepped at Corning-Painted Post High School where she won a state championship and 2019. Also played varsity softball starting in eighth grade.



CARLEE RATCLIFF

UTL • R/R • 5-5 • Senior
New Boston, Texas • Texas (New Boston HS)

28

CAREER STATS

Year	Avg.	GP-GS	AB	R	H	2B	3B	HR	RBI	TB	SLG%	BB	HBP	SO	GDP	OBP	SF	SH	SB-ATT	PO	A	E	FLD%
2021	.222	16-0	9	5	2	0	0	0	0	2	.222	0	0	1	0	.222	0	0	0-1	1	0	0	1.000
2022	.000	0-0	-	-	-	-	-	-	-	-	.000	-	-	-	-	.000	-	-	-	-	-	-	.000
2024	.200	11-1	10	3	2	1	0	1	2	6	.600	0	3	3	0	.385	0	0	0-0	0	0	0	.000
2025	.200	7-0	5	1	1	1	0	0	2	2	.400	1	1	2	0	.333	0	0	0-0	2	0	0	1.000
TOTAL	.209	33-1	23	9	5	2	0	1	4	10	.435	1	4	6	0	.342	0	0	0-0	3	0	0	1.000

SEASON HIGHS

Category	No.	Opponent (Last)	Date
Hits	1	Lipscomb	2/7/25
Doubles	1	Lipscomb	2/7/25
Triples	-	-	-
Home Runs	-	-	-
RBI	1	Lipscomb	2/7/25
Runs	1	Lipscomb	2/7/25
Walks	-	-	-
ABs	1	4x (Southern Miss)	2/16/25

CAREER HIGHS

Category	No.	Opponent (Last)	Date
Hits	1	4x (Missouri)	4/5/24
Doubles	1	2x (Lipscomb)	2/7/25
Triples	-	-	-
Home Runs	1	UT-Arlington	2/25/24
RBI	2	UT-Arlington	2/25/24
Runs	2	Miss. State	3/24/24
Walks	-	-	-
ABs	2	Lamar	2/26/21

PLAYER PROFILE


- » Began her collegiate career at Texas in 2021 before transferring to Arkansas as a student in 2023 and walking on the softball team in 2024.
- » Saw action in 11 games while making one start during her first year on The Hill in 2024.
- » Recorded first career home run, courtesy of a two-run shot during the fourth inning of a 10-0 win over UT Arlington on Feb. 25, 2024.
- » Starred in softball, basketball and volleyball at New Boston High School. Batted .525 with 15 doubles, five triples, 12 HR and 53 RBI as a junior in 2020. Earned all-district nods in 2018 and 2019 in both volleyball and basketball.
- » Was roommates and teammates with current Razorback Courtney Day while at Texas.
- » One of three transfers in program history that started their careers at Texas, joining Taylor Ellsworth (2022) and Courtney Day (2025).
- » Played travel ball for the Texas Bombers-NTX.
- » Is a senior but has an additional year of eligibility after sitting out during the 2023 season.

CAREER HONORS

- » No. 141 Extra Innings Softball Extra Elite Player Rankings (2020)
- » Bowie County Citizens Tribune Female Athlete of the Year (2019)

GAME-BY-GAME

Date	Opponent	Pos	AB	R	H	RBI	2B	3B	HR	BB	SB	CS	HBP	SAC	SF	GDP	K	PO	A	E	AVG	
Feb 06	at Texas State	ph	1	0	0	0	0	0	0	0	0	0	0	0	0	0	0	0	0	0	0	.000
Feb 07	vs Lipscomb	ph/lb	1	1	1	1	1	0	0	0	0	0	0	0	0	0	0	0	2	0	0	.500
Feb 14	vs Louisiana Monroe	ph	1	0	0	0	0	0	0	0	0	0	0	0	0	0	0	1	0	0	0	.333
Feb 16	vs Southern Miss	ph	1	0	0	0	0	0	0	0	0	0	0	0	0	0	0	1	0	0	0	.250
Feb 28	IOWA	ph	1	0	0	0	0	0	0	0	0	0	0	0	0	0	0	0	0	0	0	.200
Mar 01	IOWA	ph	0	0	0	0	0	0	0	1	0	0	0	0	0	0	0	0	0	0	0	.200
Totals		Ogs	5	1	1	2	1	0	0	1	0	0	1	0	0	0	2	2	0	0	0	.200



JAYDEN RAMOS

UTL • R/R • 5-10 • Freshman
Fresno, Calif. • Central HS

34

CAREER STATS

Year	Avg.	GP-GS	AB	R	H	2B	3B	HR	RBI	TB	SLG%	BB	HBP	SO	GDP	OBP	SF	SH	SB-ATT	PO	A	E	FLD%
2025	.417	12-0	12	2	5	0	0	1	5	8	.667	1	1	1	1	.500	0	0	0-0	0	0	0	.000
TOTAL	.417	12-0	12	2	5	0	0	1	5	8	.667	1	1	1	1	.500	0	0	0-0	0	0	0	.000

SEASON HIGHS

Category	No.	Opponent (Last)	Date
Hits	1	4x (Rutgers)	2/20/25
Doubles	-	-	-
Triples	-	-	-
Home Runs	1	Illinois	3/1/25
RBI	3	Illinois	3/1/25
Runs	1	2x (Illinois)	3/1/25
Walks	-	-	-
ABs	2	Lipscomb	2/7/25

CAREER HIGHS

Category	No.	Opponent (Last)	Date
Hits	1	4x (Rutgers)	2/20/25
Doubles	-	-	-
Triples	-	-	-
Home Runs	-	-	-
RBI	1	2x (Southern Miss)	2/16/25
Runs	1	Lipscomb	2/7/25
Walks	-	-	-
ABs	2	Lipscomb	2/7/25

PLAYER PROFILE

- » Prepped at Central High School in Fresno, Calif. atted .409 during her high school career with 135 hits, 54 runs scored, 41 doubles, two triples and 22 home runs.
- » Named Fresno Bee Player of the Year after posting a .469 batting average, 38 RBI, nine doubles and seven home runs as a senior
- » Hit .447 with 34 hits, 19 RBI and six home runs en route to being named all-league and league offensive player of the year during her junior season.
- » Batted .370 with eight doubles, a triple and five home runs as a sophomore while driving in a career-best 33 runs.
- » Posted a .358 batting average with 29 hits, 25 RBI, 13 doubles and four home runs as a freshman.
- » Also pitched during her high school career, registering a 3.41 ERA in 37.0 innings pitched with three complete games and 42 strikeouts.
- » Majoring in Exercise Science

CAREER HONORS

- » Fresno Bee Player of the Year (2024)

GAME-BY-GAME

Date	Opponent	Pos	AB	R	H	RBI	2B	3B	HR	BB	SB	CS	HBP	SAC	SF	GDP	K	PO	A	E	AVG	
Feb 07	vs Lipscomb	ph/dh	2	1	1	1	0	0	0	0	0	0	1	0	0	0	0	0	0	0	0	.500
Feb 16	vs Southern Miss	ph	1	0	1	1	0	0	0	0	0	0	0	0	0	0	0	0	0	0	0	.500
Feb 16	vs Louisiana Monroe	ph	1	0	1	0	0	0	0	0	0	0	0	0	0	0	0	0	0	0	0	.600
Feb 20	vs Rutgers	ph	1	0	1	0	0	0	0	0	0	0	0	0	0	0	0	0	0	0	0	.667
Feb 20	vs Cal State Fullerton	ph	1	0	0	0	0	0	0	0	0	0	0	0	0	0	0	0	0	0	0	.571
Feb 21	vs Loyola Marymount	ph	1	0	0	0	0	0	0	0	0	0	0	0	0	0	0	0	0	0	0	.500
Feb 22	vs Baylor	ph	1	0	0	0	0	0	0	0	0	0	0	0	0	0	0	1	0	0	0	.444
Mar 01	IOWA	ph	0	0	0	0	0	0	0	1	0	0	0	0	0	0	0	0	0	0	0	.444
Mar 01	ILLINOIS	ph	1	1	1	3	0	0	1	0	0	0	0	0	0	0	0	0	0	0	0	.500
Mar 02	MISSOURI STATE	ph	1	0	0	0	0	0	0	0	0	0	0	0	0	0	0	0	0	0	0	.455
Mar 08	at Ole Miss	ph	1	0	0	0	0	0	0	0	0	0	0	0	0	0	1	0	0	0	0	.417
Totals		Ogs	12	2	5	5	0	0	1	1	0	0	1	0	0	1	1	0	0	0	0	.417



JAYDEN WELLS

UTL • R/R • 5-6 • Sophomore
Paris, Ark. • Paris HS

45

CAREER STATS

Year	Avg.	GP-GS	AB	R	H	2B	3B	HR	RBI	TB	SLG%	BB	HBP	SO	GDP	OBP	SF	SH	SB-ATT	PO	A	E	FLD%
2024	.000	2-0	1	1	0	0	0	0	0	0	.000	0	0	0	0	.000	0	0	1-1	0	0	0	.000
2025	.000	7-0	1	5	0	0	0	0	0	0	.000	0	0	0	0	.000	0	0	0-0	0	0	0	.000
TOTAL	.000	9-0	2	6	0	0	0	0	0	0	.000	0	0	0	0	.000	0	0	1-1	2	0	0	1.000

SEASON HIGHS (HITTING)

Category	No.	Opponent (Last)	Date
Hits	-	-	-
Doubles	-	-	-
Triples	-	-	-
Home Runs	-	-	-
RBI	-	-	-
Runs	1	3x (Illinois)	2/28/25
Walks	-	-	-
ABs	1	Southern Miss	2/15/25

CAREER HIGHS (HITTING)

Category	No.	Opponent (Last)	Date
Hits	-	-	-
Doubles	-	-	-
Triples	-	-	-
Home Runs	-	-	-
RBI	-	-	-
Runs	1	4x (Illinois)	2/28/25
Walks	-	-	-
ABs	1	2x (Southern Miss)	2/15/25

PLAYER PROFILE

- » Appeared in two games during her freshman campaign, scoring a run and stealing a base as a pinch-runner in a 9-0 win over UT Arlington (Feb. 23). She recorded first collegiate at-bat in an 8-0 win at Texas A&M-Corpus Christi (March 18)
- » Checked in at No. 27 in the Extra Inning Softball 2023 Extra Elite 100.
- » Prepped at Paris High School in Paris, Ark., where she helped lead the Eagles to a state semifinal in 2021.
- » Hit an astronomical .475 as a junior in high school, registering a .597 on-base percentage, .983 slugging percentage and 1.580 OPS while garnering honorable mention all-state honors
- » Named District Offensive MVP and was a Gold Glove honoree as a sophomore at Paris in 2021.
- » Majoring in Recreation and Sport Management

CAREER HONORS

- » No. 27 Extra Innings Softball Extra Elite 100 Player Rankings (2023)
- » Honorable Mention All-State (2022)
- » District Offensive MVP (2021)

GAME-BY-GAME

Date	Opponent	Pos	AB	R	H	RBI	2B	3B	HR	BB	SB	CS	HBP	SAC	SF	GDP	K	PO	A	E	AVG	
Feb 15	vs Southern Miss	ph	1	0	0	0	0	0	0	0	0	0	0	0	0	0	0	0	0	0	0	.000
Totals		Ogs	1	1	0	0	0	0	0	0	0	0	0	0	0	0	0	0	0	0	0	0.000



KAILEY WYCKOFF • Why-KOFF

UTL • L/L • 5-7 • Junior
Katy, Texas • Texas Tech (Katy HS)

46

CAREER STATS

Year	Avg.	GP-GS	AB	R	H	2B	3B	HR	RBI	TB	SLG%	BB	HBP	SO	GDP	OBP	SF	SH	SB-ATT	PO	A	E	FLD%
2023	.393	52-46	150	40	59	15	5	9	31	111	.740	12	4	16	0	.452	0	1	1-2	169	11	1	.994
2024	.407	50-49	145	37	59	12	2	7	35	96	.662	18	4	12	0	.482	1	1	3-3	126	2	3	.977
2025	.342	25-25	73	27	25	7	0	3	17	41	.562	14	3	11	0	.452	3	0	1-1	68	6	0	1.000
TOTAL	.389	127-120	368	104	143	34	7	19	83	248	.674	44	11	39	0	.464	4	2	5-6	363	19	4	.990

SEASON HIGHS

Category	No.	Opponent (Last)	Date
Hits	3	ULM	2/16/25
Doubles	2	ULM	2/16/25
Triples	-	-	-
Home Runs	1	3x (Iowa)	2/28/25
RBI	2	5x (Iowa)	2/28/25
Runs	3	2x (Ole Miss)	3/9/25
Walks	3	Missouri State	3/2/25
ABs	5	Southern Miss	2/15/25

CAREER HIGHS

Category	No.	Opponent (Last)	Date
Hits	3	11x (ULM)	2/16/25
Doubles	2	North Dakota	3/4/23
Triples	1	6x (Kansas)	4/14/24
Home Runs	2	2x (Iowa State)	5/8/24
RBI	4	2x (Iowa State)	5/8/24
Runs	3	3x (Ole Miss)	3/9/25
Walks	3	Missouri State	3/2/25
ABs	5	2x (Southern Miss)	2/15/25

PLAYER PROFILE

- » Transferred to Arkansas this offseason after spending the 2023-24 seasons at Texas Tech.
- » Has started 9+ games at five separate positions during her collegiate career (C, LF, RF, DP, 1B)
- » Enters the 2025 season with a career batting average of .400 ranks fourth among all players with multiple seasons of collegiate playing experience at the Power 4 level and 15th nationally among all Division I players.
- » Was named a Second-Team Preseason All-American at the utility position by D1 Softball.
- » Attended Katy High School, where she was part of a 6A Texas State Championship team in 2019 and was teammates with Cam Harrison and Ashtyn Reichardt her final two seasons. Played under former Kansas (1988-1995) and Alabama coach (1996-1998) Kalum Haack at Katy.
- » Also participated in volleyball in high school and FFA (Future Farmers of America), earning Reserve Grand Champion Chickens. Helped lead Katy to a 6A regional final appearance in volleyball in 2020 and 2021.
- » Has a dog named Beau Beau
- » Wears No. 46 in honor of her grandmother's birthyear (1946)

CAREER HONORS

- » D1 Softball Second-Team Preseason All-America (2025)
- » D1 Softball Top 100 Players (2025)
- » Softball America Top 100 Players (2025)
- » Academic All-Big 12 First Team (2024)
- » All-Big 12 First Team (2024)
- » Big 12 Freshman of the Year (2023)
- » All-Big 12 Second Team (2023)
- » NFCA Third Team All-Region (2023)
- » D1 Softball Freshman All-American (2023)
- » NFCA/TUCCI Freshman of the Year Top-25 Finalist (2023)
- » District 19-6A Most Valuable Player (2021)

GAME-BY-GAME

Date	Opponent	Pos	AB	R	H	RBI	2B	3B	HR	BB	SB	CS	HBP	SAC	SF	GDP	K	PO	A	E	AVG	
Feb 06	at Texas State	*of	3	1	1	1	0	0	1	0	0	0	0	0	0	0	0	0	0	0	.333	
Feb 07	vs Lipscomb	*c	3	2	2	0	1	0	0	1	0	0	0	0	0	0	0	5	0	0	.500	
Feb 07	vs Bradley	*of	2	1	0	0	0	0	0	0	0	1	0	0	0	0	0	0	0	0	.375	
Feb 08	vs Bradley	*of	3	2	1	0	1	0	0	1	0	0	0	0	0	0	0	1	0	0	.364	
Feb 08	vs San Diego	*c	3	0	1	1	0	0	0	1	0	0	0	0	0	0	0	0	11	0	.357	
Feb 14	vs Louisiana Monroe	*of/c	4	1	2	1	0	0	0	0	0	0	0	0	0	0	0	2	1	0	.389	
Feb 14	at Louisiana Tech	*of	3	1	1	0	0	0	0	1	0	0	0	0	0	0	0	1	2	0	.381	
Feb 15	vs Southern Miss	*c	5	1	2	0	1	0	0	1	0	0	0	0	0	0	0	4	0	0	.385	
Feb 16	vs Southern Miss	*c	1	1	0	2	0	0	0	1	0	0	0	0	1	0	0	0	11	0	.370	
Feb 16	vs Louisiana Monroe	*c	4	2	3	2	2	0	0	0	0	0	0	0	0	0	1	8	2	0	.419	
Feb 20	vs Rutgers	*c	3	1	1	2	0	0	1	0	0	0	0	0	1	0	0	4	1	0	.412	
Feb 20	vs Cal State Fullerton	*of/pr	1	0	0	1	0	0	0	1	0	0	0	0	1	0	0	0	0	0	.400	
Feb 21	vs Loyola Marymount	*c	3	0	0	0	0	0	0	0	0	0	1	0	0	0	0	6	1	0	.368	
Feb 22	vs Baylor	*of/dp	3	2	2	1	0	0	0	0	0	0	0	0	0	0	0	0	0	0	.390	
Feb 22	vs UCLA	*of/dh	3	0	0	0	0	0	0	0	0	0	0	0	0	0	0	2	2	0	.364	
Feb 28	IOWA	*of/dh	2	3	2	2	0	0	1	2	0	0	0	0	0	0	0	1	0	0	.391	
Feb 28	ILLINOIS	*c/dh	4	1	1	1	0	0	0	0	0	0	0	0	0	0	0	7	1	0	.380	
Mar 01	IOWA	*dh	2	1	1	1	0	0	0	0	0	0	0	0	0	0	0	0	0	0	.385	
Mar 01	ILLINOIS	*dh	3	0	0	0	0	0	0	1	0	0	0	0	0	0	0	0	0	0	.364	
Mar 02	MISSOURI STATE	*of	1	2	1	2	0	0	0	3	0	0	0	0	0	0	0	0	0	0	.375	
Mar 07	at Ole Miss	*of	3	0	0	0	0	0	0	0	0	0	1	0	0	0	0	1	0	0	.356	
Mar 08	at Ole Miss	*c	4	1	1	0	1	0	0	0	0	0	0	0	0	0	0	1	4	0	.349	
Mar 09	at Ole Miss	*of	3	3	1	0	0	0	0	2	0	0	0	0	0	0	0	2	1	0	.348	
Mar 15	OKLAHOMA-1	*of	3	0	1	0	0	0	0	0	0	0	0	0	0	0	0	0	0	0	.348	
Mar 15	OKLAHOMA-2	*of	4	1	1	0	1	0	0	0	0	0	0	0	0	0	0	2	0	0	.342	
Totals			25gs	73	27	25	17	7	0	3	14	1	0	3	0	3	0	11	68	6	0	.342



BRI ELLIS

1B • R/R • 5-10 • Senior
Houston, Texas • Auburn (Memorial HS)

77

CAREER STATS

Year	Avg.	GP-GS	AB	R	H	2B	3B	HR	RBI	TB	SLG%	BB	HBP	SO	GDP	OBP	SF	SH	SB-ATT	PO	A	E	FLD%
2022	.302	56-55	149	32	45	8	1	20	49	115	.772	13	7	23	0	.378	3	0	2-2	251	11	3	.989
2023	.275	62-62	153	27	42	8	0	14	47	92	.601	32	7	37	0	.415	3	0	2-2	264	12	3	.986
2024	.322	55-55	149	36	48	7	0	14	47	97	.651	30	5	24	0	.444	3	0	1-2	359	12	4	.989
2025	.525	25-25	59	31	31	6	0	13	40	76	1.288	25	3	4	0	.663	2	0	0-0	146	4	2	.987
TOTAL	.325	198-197	510	126	166	29	1	61	183	380	.745	100	22	88	0	.448	11	0	5-6	1020	3912	989	

SEASON HIGHS

Category	No.	Opponent (Last)	Date
Hits	2	11x (Ole Miss)	3/9/25
Doubles	1	6x (MO State)	3/2/25
Triples	-	-	-
Home Runs	2	Southern Miss	2/15/25
RBI	5	2x (Ole Miss)	3/9/25
Runs	3	3x (Ole Miss)	3/9/25
Walks	3	2x (Illinois)	3/1/25
ABs	4	Missouri State	3/2/25

CAREER HIGHS

Category	No.	Opponent (Last)	Date
Hits	3	4x (South Alabama)	3/9/24
Doubles	2	Marshall	2/8/24
Triples	1	Alabama State	4/27/22
Home Runs	2	4x (Southern Miss)	2/15/25
RBI	5	2x (Ole Miss)	3/9/25
Runs	3	3x (Ole Miss)	3/9/25
Walks	4	South Carolina	4/30/23
ABs	4	16x (MO State)	3/2/25

PLAYER PROFILE

- » Transferred to Arkansas after spending the 2022-23 seasons at Auburn.
- » Her 61 career home runs lead all active NCAA DI players.
- » Led Arkansas in slugging percentage (.651), on-base percentage (.444), runs scored (36), home runs (14), RBI (47) and total bases (97) in 2024 while earning first-team SEC and NFCA All-Region honors and being named a Second-Team NFCA All-American in 2024. Also posted a career-best .322 batting average during her first season as a Razorback.
- » Became just the sixth Razorback since 2002 to record 10+ home runs, 30+ walks and 40+ RBI in a season in 2024 joining: Rylin Hedgecock (2023), Taylor Ellsworth (2022), Braxton Burnside (2021), Nicole Schroeder (2017) and Sandra Smith (2008).
- » Four-time SEC Player of the Week
- » Excels in the classroom earning SEC All-Academic honors in 2022, 2023 and 2024.
- » Father Ron played college football at Rice as an offensive lineman.

CAREER HONORS

- » Second-Team NFCA All-American (2024)
- » First-Team All-SEC (2024)
- » SEC All-Defensive Team (2024)
- » Softball America Top-100 Player (2024)
- » NFCA First-Team All-South Region (2024)
- » Jane B. Moore Memorial All-Tournament Team (2023)
- » Louisville Slugger/NFCA Player of the Week (Feb. 28, 2023)
- » Extra Innings Softball All-Freshman Team (2022)
- » Top 10 Finalist, Schutt Sports/NFCA Division I National Freshman of the Year (2022)
- » SEC Freshman of the Year (2022)
- » All-SEC Second Team (2022)

GAME-BY-GAME

Date	Opponent	Pos	AB	R	H	RBI	2B	3B	HR	BB	SB	CS	HBP	SAC	SF	GDP	K	PO	A	E	AVG
Feb 06	at Texas State	*1b	3	1	1	1	0	0	1	0	0	0	0	0	0	0	1	6	0	0	.333
Feb 07	vs Lipscomb	*1b	2	3	2	4	0	0	1	1	0	0	1	0	0	0	0	5	0	0	.600
Feb 07	vs Bradley	*1b	2	0	0	1	0	0	0	0	0	0	0	0	1	0	0	5	1	0	.429
Feb 08	vs Bradley	*1b	3	1	2	2	0	0	1	1	0	0	0	0	0	0	0	11	0	0	.500
Feb 08	vs San Diego	*1b	2	0	1	1	0	0	0	2	0	0	0	0	0	0	0	3	1	0	.500
Feb 14	vs Louisiana Monroe	*1b	2	1	2	1	1	0	0	2	0	0	0	0	0	0	0	5	0	1	.571
Feb 14	at Louisiana Tech	*1b	3	2	2	3	1	0	1	0	0	0	0	0	0	0	0	4	0	0	.588
Feb 15	vs Southern Miss	*1b	3	2	2	5	0	0	2	1	0	0	0	0	0	0	0	11	0	0	.600
Feb 16	vs Southern Miss	*1b	3	1	2	4	1	0	1	1	0	0	0	0	0	0	0	1	0	0	.609
Feb 16	vs Louisiana Monroe	*1b	1	1	0	2	0	0	0	1	0	0	0	0	1	0	0	3	0	0	.583
Feb 20	vs Rutgers	*1b	3	1	2	0	1	0	0	0	0	0	0	0	0	0	0	7	0	0	.593
Feb 20	vs Cal State Fullerton	*1b	3	0	1	0	0	0	0	0	0	0	0	0	0	0	0	6	0	0	.567
Feb 21	vs Loyola Marymount	*1b	2	0	1	0	0	0	0	2	0	0	0	0	0	0	0	10	0	0	.562
Feb 22	vs Baylor	*1b	2	1	1	3	0	0	1	1	0	0	0	0	0	0	0	6	0	0	.559
Feb 22	vs UCLA	*1b	3	1	2	1	1	0	1	0	0	0	0	0	0	0	0	5	0	0	.568
Feb 28	IOWA	*1b	1	2	0	0	0	0	0	1	0	0	1	0	0	0	0	4	0	0	.553
Feb 28	ILLINOIS	*1b	1	3	1	3	0	0	1	3	0	0	0	0	0	0	0	5	0	1	.564
Mar 01	IOWA	*1b	1	2	1	1	0	0	1	2	0	0	0	0	0	0	0	5	0	0	.575
Mar 01	ILLINOIS	*1b	1	1	0	0	0	0	0	3	0	0	0	0	0	0	0	13	0	0	.561
Mar 02	MISSOURI STATE	*1b	4	2	2	1	1	0	0	0	0	0	0	0	0	0	0	7	0	0	.556
Mar 07	at Ole Miss	*1b	3	0	0	0	0	0	0	0	0	0	0	0	0	0	0	1	6	1	.521
Mar 08	at Ole Miss	*1b	3	1	2	2	0	0	1	1	0	0	0	0	0	0	0	5	0	0	.529
Mar 09	at Ole Miss	*1b	2	3	2	5	0	0	1	2	0	0	1	0	0	0	0	2	0	0	.547
Mar 15	OKLAHOMA-1	*1b	3	0	0	0	0	0	0	0	0	0	0	0	0	0	2	6	0	0	.518
Mar 15	OKLAHOMA-2	*1b	3	2	2	0	0	0	1	0	0	0	0	0	0	0	0	5	1	0	.525
Totals			25gs	59	31	31	40	6	0	13	25	0	3	0	2	0	4	146	4	2	.525



LEXI KING

RHP • R/R • 5-8 • Freshman
 Windermere, Fla. • Windermere HS

99

CAREER STATS

Year	ERA	W-L	APP	GS	CG	SHO	SV	IP	H	R	ER	BB	SO	2B	3B	HR	BF	B.AVG	WP	HBP	BK	SF	SH
2025	1.45	3-0	7	0	0	0/3	0	9.2	11	2	2	0	2	2	0	0	39	.289	0	1	0	0	0
TOTAL	1.45	3-0	7	0	0	0/3	0	9.2	11	2	2	0	2	2	0	0	39	.289	0	1	0	0	0

SEASON HIGHS

Category	No.	Opponent (Last)	Date
Innings	2.1	Southern Miss	2/15/25
Longest Start	0.0	-	-
Shortest Start	0.0	-	-
Longest Relief	2.1	Southern Miss	2/15/25
Hits	4	Missouri State	3/2/25
Runs	1	2x (Ole Miss)	3/7/25
Earned Runs	1	2x (Ole Miss)	3/7/25
Walks	0	7x (Ole Miss)	3/7/25
Strikeouts	1	2x (Missouri State)	3/2/25
Pitches	40	Southern Miss	2/15/25

CAREER HIGHS

Category	No.	Opponent (Last)	Date
Innings	2.1	Southern Miss	2/15/25
Longest Start	0.0	-	-
Shortest Start	0.0	-	-
Longest Relief	2.1	Southern Miss	2/15/25
Hits	4	Missouri State	3/2/25
Runs	1	2x (Ole Miss)	3/7/25
Earned Runs	1	2x (Ole Miss)	3/7/25
Walks	0	7x (Ole Miss)	3/7/25
Strikeouts	1	2x (Missouri State)	3/2/25
Pitches	40	Southern Miss	2/15/25

PLAYER PROFILE

- » Posted a 0.68 ERA with 147 strikeouts while limiting opponents to a .172 batting average while posting a 15-2 record as a senior while leading Windermere High School to a 23-5 record and FHSAA Class 7A State Semi-final appearance.
- » Tallied a 1.03 ERA and 0.81 WHIP with 102 strikeouts and only 11 walks as a junior in 2023.
- » Played travel ball with Tennessee Mojo Fisher.
- » Recorded a 1.44 ERA while going 11-5 with 115 strikeouts as a sophomore
- » As a freshman in 2021, she threw 13 games and in 70 innings had a 0.80 ERA with a 0.80 WHIP and a K's to walk ratio of 7.125
- » Played varsity as a sixth grader at Windermere High School in Windermere, Fla.
- » Cousin is former Oklahoma catcher and three-time All-American Jessica Shults
- » Is a fan of the Atlanta Braves and enjoys wakesurfing in her free time.
- » Was a National Honor Society member in high school.


CAREER HONORS

- » No. 23 Overall Player Extra Inning Softball (2024)
- » Orlando Sentinel Player of the Year (2024)


GAME-BY-GAME

Date	Opponent	GS	IP	H	R	ER	BB	SO	2B	3B	HR	WP	BK	HBP	IBB	Score	W-L	Sv	ERA	NP
Feb 07	vs Lipscomb	1.0	1	0	0	0	0	0	0	0	0	0	0	0	0	23-0	0-0	0	0.00	13
Feb 08	vs Bradley	2.0	2	0	0	0	0	0	0	0	0	0	0	0	0	9-1	1-0	0	0.00	19
Feb 15	vs Southern Miss	2.1	1	0	0	0	0	0	1	0	0	0	0	1	0	12-4	2-0	0	0.00	40
Feb 22	vs Baylor	1.0	1	0	0	0	0	0	0	0	0	0	0	0	0	8-0	2-0	0	0.00	20
Mar 01	IOWA	1.0	0	0	0	0	1	0	0	0	0	0	0	0	0	12-0	2-0	0	0.00	9
Mar 02	MISSOURI STATE	2.0	4	1	1	0	1	0	0	0	0	0	0	0	0	13-2	3-0	0	0.75	38
Mar 07	at Ole Miss	0.1	2	1	1	0	0	1	0	0	0	0	0	0	0	1-9	3-0	0	1.45	6
Totals		0	9.2	11	2	2	0	2	2	0	0	0	0	1	0	78-16	3-0	0	1.45	-

2025 ARKANSAS RAZORBACKS



1
RAIGAN KRAMER
 Sr. • 5-4 • L/R
 OF • Topeka, Kan.
 Reagan




4
REIS BEUERLEIN
 Jr. • 5-9 • R/R
 RHP • Cave Creek, Ariz.
 BUR-line




5
ASHTYN REICHARDT
 Fr. • 5-7 • L/I
 OF • Katy, Texas




6
ELLA MCDOWELL
 Fr. • 5-6 • R/R
 INF • Richmond, Texas



7
COURTNEY DAY
 Sr. • 5-10 • R/R
 UTL • Pearland, Texas



11
ROBYN HERRON
 Jr. • 5-10 • R/L
 LHP • Tampa, Fla.
 Heron




12
PAYTON BURNHAM
 Fr. • 5-8 • R/R
 RHP/UTL • Eugene, Ore.




13
KASEY WOOD
 So. • 5-8 • R/R
 UTL • Bentonville, Ark.




14
KARLIE DAVISON
 Jr. • 5-8 • R/R
 INF • Torrance, Calif.



16
RAMSEY WALKER
 Sr. • 5-7 • R/R
 OF • Shreveport, La.



17
KENNEDY MILLER
 So. • 5-8 • R/R
 C • Georgetown, Texas



21
AVA CARTER
 Fr. • 5-6 • L/R
 OF • Paragould, Ark.




23
REAGAN JOHNSON
 Jr. • 5-4 • L/R
 OF • Karnes City, Texas




25
CAM HARRISON
 Fr. • 6-0 • R/R
 RHP/UTL • Brookshire, Texas



26
ATALYIA RIJO
 Jr. • 5-7 • L/R
 INF • Horseheads, N.Y.
 Uh-TAL-ia RE-ho




28
CARLEE RATCLIFF
 Sr. • 5-5 • R/R
 UTL • New Boston, Texas




34
JAYDEN RAMOS
 Fr. • 5-10 • R/R
 UTL • Fresno, Calif.




45
JAYDEN WELLS
 So. • 5-6 • R/R
 UTL • Paris, Ark.



46
KAILEY WYCKOFF
 Jr. • 5-7 • L/L
 UTL • Katy, Texas
 Why-KOFF



77
BRI ELLIS
 Sr. • 5-10 • R/R
 INF • Houston, Texas




99
LEXI KING
 Fr. • 5-8 • R/R
 RHP • Windmere, Fla.



COURTNEY DEIFEL
 Head Coach • 3rd Base Coach
 10th Season



MATT MEUCHEL
 Asst. Coach • Umpire Appeals
 Ninth Season



DJ GASSO
 Asst. Coach
 Second Season



DANIELLE GIBSON WHORTON
 Asst. Coach
 Second Season