

<< 2024-25 SOUTH CAROLINA MEN'S BASKETBALL >>

2024-25 SCHEDULE

OVERALL: 12-19 | SEC: 2-16

HOME: 10-8 | AWAY: 1-10 | NEUTRAL: 1-1

NET: 87 | KENPOM: 69

OCTOBER

30 -/- Wooster (exhibition) W, 86-60

NOVEMBER

4 -/- North Florida L, 71-74
 8 -/- SC State W, 86-64
 12 -/- Towson W, 80-54
 16 #16/16 at Indiana L, 71-87
 21 -/- vs. Mercer % (unbracketed game) W, 84-72
 25 #22/22 vs. Xavier % L, 66-75
 27 -/- vs. Virginia Tech % W, 70-60

DECEMBER

3 -/- at Boston College * W, 73-51
 7 -/- East Carolina W, 75-68
 14 -/- USC Upstate W, 73-53
 17 #25/RV Clemson \$ W, 91-88 (OT)
 22 -/- Radford W, 74-48
 30 -/- Presbyterian W, 69-59

JANUARY

4 #17/16 at Mississippi State* L, 50-85
 8 #5/5 Alabama* L, 68-88
 11 #2/2 Auburn* L, 63-66
 15 -/- at Vanderbilt* L, 63-66
 18 -/- at Oklahoma* L, 62-82
 22 #5/6 Florida* L, 69-70
 25 #14/14 Mississippi State* L, 60-65 (OT)
 28 -/- at Georgia* L, 60-71

FEBRUARY

1 #13/15 Texas A&M* L, 72-76
 8 #14/14 at Kentucky* L, 57-80
 12 #19/23 Ole Miss* L, 68-72
 15 #3/3 at Florida* L, 67-88
 18 -/- at LSU* L, 67-81
 22 -/- Texas* W, 84-69
 25 #14/16 at Missouri* L, 71-101

MARCH

1 -/- Arkansas* W, 72-53
 4 -/- Georgia* L, 64-73
 8 #4/4 at Tennessee* 2 p.m. SECN
 12 -/- Arkansas & 1 p.m. SECN
 20-21 -/- NCAA Tournament First Round = TBD
 22-23 -/- NCAA Tournament Second Round = TBD
 27-28 -/- Regional Semifinal - Sweet 16 # TBD
 29-30 -/- Regional Final - Elite 8 # TBD

APRIL

5-7 -/- Final Four / TBA

All home games in **bold** | All times listed Eastern | **SECN+** - SEC Network + | **SECN** - SEC Network | **ACCN** - ACC Network | **FS1** - Fox Sports 1 | * indicates SEC contest | ^ - SEC/ACC Challenge (Chestnut Hill, Mass.) | % - Fort Myers Tip-Off (Ft. Myers, Fla.) | \$ - Palmetto Series | & - SEC Tournament (Nashville, Tenn.) | = - NCAA Tournament First and Second Rounds (various sites) | # - NCAA Regionals (various sites) | / - Final Four (San Antonio, Texas) | **rankings listed are at time of game

PROBABLE GAMECOCK STARTERS (BASED OFF PREVIOUS GAME)


#	Name	Ht.	Wt.	Cl.	Hometown	PPG	RPG	APG	Misc.
6	Jamarii Thomas	5-11	190	Sr.	Greensboro, N.C.	13.1	3.0	3.0*	Season-high 23 pts at LSU (Feb. 18) on 9-of-16 FGs
1	Jacobi Wright	6-2	185	Sr.	Fort Mill, S.C.	7.5	2.2	2.3	Tied career-high 20 pts against #5/5 Alabama (Jan. 8)
2	Zachary Davis	6-7	200	Jr.	Orangeburg, S.C.	8.5	4.7	1.8	22 pts at #17/16 Miss. State (Jan. 4) & vs. #5/5 Florida (Jan. 22)
30	Collin-Murray Boyles	6-7	245	So.	Columbia, S.C.	16.7*	8.1*	2.4	11 20-pt games in 24-25; career-high 35 pts vs. Arkansas (March 1)
5	Nick Pringle	6-10	225	Gr.	Seabrook, S.C.	9.7	6.4	1.2	15.0 ppg last 3; 16 pts & 14 reb at #4/4 Tenn. (March 8)

* indicates team leader



12-19, 2-16 SEC SOUTH CAROLINA

VS.



19-12, 8-10 SEC ARKANSAS

TIPOFF NOTABLES

> **A New Chapter** of Gamecock Men's Basketball is underway again this season with third-year head coach Lamont Paris at the helm. Paris, who has been a part of nine NCAA Division I Tournaments and 18, 20-win seasons as a college head and assistant coach, was named the University of South Carolina's 33rd head coach by Director of Athletics Ray Tanner on Thursday, March 24, 2022.

> Paris, the 2024 SEC Coach of the Year and one of four finalists for the Naismith National Coach of the Year, helped engineer the greatest single-season turnaround in program history in 2023-24 as the team improved its win total by 15 games. The Gamecocks 26 wins in 2023-24 tied for the most single-season victories in program history with the 2016-17 Final Four team.

ASSISTANT AD/COMMUNICATIONS & PR:

MICHAEL DeBATES // MDEBATES@MAILBOX.SC.EDU

CELL: 712-348-5863 // X: @MDEBATES

SOUTH CAROLINA MEN'S BASKETBALL

ON SOCIAL MEDIA:

#GAMECOCKS // #FOREVERTO THEE

X AND INSTAGRAM: @GAMECOCKMBB

FACEBOOK: /GAMECOCKMBB

ON THE WEB: GAMECOCKSONLINE.COM

GAME 32

VENUE: Bridgestone Arena

BROADCAST: SEC Network

PLAY-BY-PLAY: Dan Shulman

ANALYST: Jay Bilas REPORTER: Jess Sims

RADIO: Gamecock Radio Network

IN COLUMBIA: 107.5 The Game

PLAY-BY-PLAY: Derek Scott

ANALYST: Casey Manning

SIRIUSXM: 106 or 190 | SKM APP: 960

WATCH: espn.com/watch/

LIVE STATS: GamecocksOnline.com

SERIES: Razorbacks lead, 23-18

NEUTRAL: tied, 3-3

SERIES TREND: Gamecocks have won 3-straight in series (first time in program history) dating back to last season's win at Bud Walton Arena.

LAST MEETING: 72-53 Gamecock win on March 1 at Colonial Life Arena.

NUMBERS OF NOTE

11-1 - The Gamecocks are **11-1** under Lamont Paris when shooting 50.0% or higher (3-0 this season). The lone loss came in his first season in 2022-23 at Missouri.

40-9 - The Gamecocks are **40-9** (10-3 this season) in three seasons under Lamont Paris when holding teams below 70 points (816 win percentage).

6-0 - The team is **6-0** all-time (2-0 this season) under Lamont Paris when shooting 50.0% or better from 3.

58.5% - Collin Murray-Boyles is **58.5%** (192-of-328) from the floor this season, which is 1st in the SEC and ranks 21st nationally. He went 10-for-10 vs. ECU (Dec. 7) and became just the third player in program history with 10 or more made FGs and no misses in a game.

39 - 8 of South Carolina's 16 SEC losses have come by a combined **39 points** (#2/2 Auburn, at Vanderbilt, #5/6 Florida, #14/14 Miss. State, #13/15 Texas A&M, #19/23 Ole Miss, Georgia & at #4/4 Tennessee), an average margin of defeat of 4.9 points in those games.

+15 - The Gamecocks **15-win** turnaround in 2023-24 was the greatest single season turnaround in program history, surpassing the 11-win improvement from 2002-03 to 2003-04 under Dave Odom.

COMING UP NEXT

> The winner of Wednesday's first round game faces Ole Miss (21-10, 10-8 SEC) in the second round on Thursday at Bridgestone Arena. Dan Shulman (pxp), Jay Bilas (analyst) & Jess Sims (reporter) will be on the call again for the 1 p.m. (ET) SEC Network broadcast.

2024-25 SOUTH CAROLINA BASKETBALL BROADCAST SPOT CHART

projected starters shaded in gray ; projected starters based on previous game * career high reached this season



- Best game as Gamecock with 9 pts vs. Arkansas (March 1)
- Spent his freshman season at Missouri in 2023-24
- Played in 31 games for the Tigers, making 14 starts
- Averaged 2.3 points and 2.0 rebounds in 11.4 min
- Had his best game of the season at Ole Miss (Feb. 17, 2024) with 10 points (4-of-7 FGs) and five rebounds
- Four-star prospect and a top-150 player that was ranked No. 2 in the state of South Carolina
- Played five seasons at Chris Church Episcopal School with his father, John, serving as his coach
- Helped lead the Cavs to a pair of state titles in 21 & 23

Jordan Butler • F • SO • 7-0 • 240 • Mauldin, S.C. // MISSOURI
BEGAN HIS COLLEGE CAREER AT MISSOURI LAST SEASON

	MIN	PTS	REB	AST	STL	BLK	FG%	3FG%	FT%
24-25	6.8	1.6	0.8	0.2	0.2	0.4	33.3	30.3	71.4
Career	9.0	1.8	1.4	0.1	0.3	0.6	37.2	24.1	58.8

Career Highs: 10 points, 5 rebounds, 2 assists, 2 steals*, 3 blocks



- Double-figures in 10 games this season with a career-high 20 pts on two occasions: SC State (Nov. 8) and #5/5 Alabama (Jan. 8)
- Played in all 34 games with one start and was key reserve off the bench last season ; averaged 5.9 points, 1.9 assists and 1.8 rebounds in 22.9 mpg
- Team went 8-0 in games he scored in double figures in 23-24 season (2-1 this season)
- Scored a season-high 16 points in a comeback victory vs. No. 24/24 Florida (March 2, 2024) ; was 4-of-8 from downtown in the contest
- Averaged 7.3 points, 2.1 rebounds and 1.8 assists per game as a sophomore in 22-23

Jacobi Wright • G • SR • 6-2 • 182 • Fort Mill, S.C. // LEGACY EARLY COLLEGE
CAREER-HIGH 20 POINTS 2X THIS SEASON (VS. SC STATE & #5/5 ALABAMA)

	MIN	PTS	REB	AST	STL	BLK	FG%	3FG%	FT%
24-25	28.8	7.5	2.2	2.3	0.4	0.2	37.7	29.0	78.3
Career	24.2	6.1	1.9	1.9	0.5	0.1	36.9	31.0	74.2

Career Highs: 20 points*, 10 rebounds*, 6 assists*, 2 steals, 1 block



- Matched career-high with 22 pts vs. #5/5 Florida (Jan. 22) ; scored 18 of his 22 in the 2nd half
- Became a key contributor and the team's best defender in second season in 23-24, playing in 33 games while starting the final 17 contests
- Averaged 5.9 pts, 3.6 reb, 1.3 ast in 23.0 mpg
- Scored in double figures a career-best six times in 23-24, five of which came in SEC games ; team was 8-1 when he scored nine or more points
- Shot 43.2% (70-of-162) from the floor, the third-best percentage on the team of the 7 players who played 20.0+ mpg

Zachary Davis • G • JR • 6-7 • 200 • Orangeburg, S.C. // DENMARK-OLAR
CAREER-HIGH 22 PTS AT #17/16 MISS. ST. (JAN. 4) & VS. #5/5 FLORIDA (JAN. 22)

	MIN	PTS	REB	AST	STL	BLK	FG%	3FG%	FT%
24-25	26.8	8.5	4.7	1.8	1.1	0.1	39.4	29.2	74.1
Career	21.3	5.6	3.5	1.3	0.8	0.2	40.6	25.6	70.7

Career Highs: 22 points*, 10 rebounds*, 5 assists*, 4 steals*, 2 blocks



- No. 3 nationally in FT rate (83.9%) via KenPom
- Has 3 double-doubles (9 career) this season
- 16 pts & 14 reb at #4/4 Tennessee (March 8)
- 18 pts & 9 reb in win vs. Arkansas (March 1)
- 18 pts in OT win vs. #25 Clemson (Dec. 17)
- Tied career-high with 19 pts (8-for-10 FGs) in leading team to win over USC Upstate (Dec. 14)
- First double-double as a Gamecock with 13 pts and 11 reb at #16/16 IU (Nov. 16)
- Avg. 6.8 pts & 5.1 reb per game in helping Alabama to first Final Four in school history in 2024

Nick Pringle • F • GR • 6-10 • 225 • Seabrook, S.C. // ALABAMA
HELPED LEAD ALABAMA TO 2024 FINAL FOUR ; HAS 26 MORE FGAS THAN FTAS IN 24-25

	MIN	PTS	REB	AST	STL	BLK	FG%	3FG%	FT%
24-25	24.6	9.7	6.4	1.2	0.3	0.5	58.6	0.0	65.8
Career	15.2	5.9	4.4	0.6	0.3	0.5	63.9	0.0	58.1

Career Highs: 19 points, 15 rebounds, 4 assists*, 3 steals, 3 blocks*



- Missed 4 games w/ right knee sprain in early Jan. ; game-high 23 pts at LSU (Feb. 18) ; game-high 19 pts vs. #14/14 Miss. St. (Jan. 25) & at Georgia (Jan. 28)
- Season-high 22 pts in win vs. ECU (Dec. 7) ; tied career-high with 5 3FGs in the game
- Averaged 16.9 pts, 3.8 re, 3.8 ast and 2.1 stl per game in one season at Norfolk State in 23-24
- 2024 MEAC Player of the Year & Newcomer of the Year ; also on MEAC All-Defensive Team
- Had 10 games with 20+ pts for the Spartans
- Had shooting splits of 40.4% (FGs), 38.0% (3FGs) & 80.9% at the charity stripe in 31.1 mpg in 23-24

Jamarri Thomas • G • SR • 5-11 • 190 • Greensboro, N.C. // NORFOLK STATE
2024 MEAC PLAYER OF THE YEAR & NEWCOMER OF THE YEAR AT NORFOLK STATE

	MIN	PTS	REB	AST	STL	BLK	FG%	3FG%	FT%
24-25	29.7	13.1	3.0	3.0	1.3	0.1	36.9	35.2	73.8
Career	22.1	10.0	2.6	2.5	1.1	0.1	38.2	35.5	77.4

Career Highs: 31 points, 7 rebounds*, 9 assists, 5 steals, 1 block*



- Out indefinitely as of Jan. 7 w/ left lower leg deep vein thrombosis (blood clot)
- 19 pts w/ 5 3s in OT win vs. #25 Clemson (Dec. 17)
- Team 14-1 last 2 seasons when he scores 10+
- Saw action in 27 games, making 17 starts in first season in Garnet & Black in 2023-24
- Averaged 8.3 points, 3.3 rebounds and 1.0 assists per game despite battling shoulder and knee injuries throughout the season
- Shot team-best 38.5 percent (45-of-117) from behind the arc in 23-24

Myles Stute • G • SR • 6-6 • 210 • Washington, D.C. // VANDERBILT
236 CAREER MADE 3S WHICH IS 71ST ON THE ACTIVE 3FGS LIST IN NCAA DI

	MIN	PTS	REB	AST	STL	BLK	FG%	3FG%	FT%
24-25	24.8	5.4	2.7	1.1	0.4	0.4	33.3	32.8	75.0
Career	23.0	7.4	3.5	0.6	0.5	0.2	38.2	37.5	69.8

Career Highs: 22 points, 11 rebounds, 3 assists, 4 steals, 3 blocks*



- Scored first career pts late at #3/3 Florida (Feb. 15)
- Redshirted initial collegiate season in 2023-24
- Was put on scholarship over the summer
- Led his high school team, Whitnall, to 25-4 record and state championship game as a senior in 2022-23 after averaging 14.8 points, 6.4 rebounds and 4.3 assists per game
- Older brother Tyler starred at Kentucky (2018-19) and currently plays for the Miami Heat, where he was the 2022 NBA Sixth Man of the Year

Austin Herro • G • SR • 6-3 • 180 • Milwaukee, Wisc. // WHITNALL
FORMER WALK-ON THAT WAS PUT ON SCHOLARSHIP OVER THE SUMMER

	MIN	PTS	REB	AST	STL	BLK	FG%	3FG%	FT%
24-25	1.5	0.2	0.2	0.1	0.0	0.0	50.0	0.0	0.0
Career									

Career Highs*: 2 points, 1 rebound, 1 assist



- Best 3-point percentage on team (41.4%) and has made career-best 46 3s this season
- Has hit 3 or more 3s in 9 games in 24-25
- Led team with 15 pts at Oklahoma (Jan. 18)
- 20 pts (6-of-8 FGs) at Vanderbilt (Jan. 15)
- 18 pts off bench at #16/16 IU (Nov. 16) ; hit career-best 4 3s ; also hit 4 3s vs. VT (Nov. 27) and had 12 pts off bench
- Averaged 2.2 ppg in 10.2 mpg in 23-24
- Scored 10 pts in just 11 min of action in a win vs. Missouri (1/27/24) ; hit a pair of 3s ; 11 pts vs. Florida A&M (12/30/23), first with game w/ 10+

Morris Ugusuk • G • 6-4 • 170 • Helsinki, Finland // DRIVE Academy
CAREER-HIGH 20 PTS AT VANDERBILT (JAN. 15) IN SECOND CAREER START

	MIN	PTS	REB	AST	STL	BLK	FG%	3FG%	FT%
24-25	22.3	6.1	1.4	0.9	0.5	0.1	38.9	41.4	76.9
Career	16.4	4.2	1.0	0.7	0.3	0.1	37.3	37.7	77.1

Career Highs: 20 points*, 6 rebounds*, 5 assists, 3 steals*, 1 block*



21

- 12 pts vs. #14/14 Miss. St. (Jan. 25) ; 9-of-10 FTs
- 10 pts off bench vs. #5/5 Florida (Jan. 22)
- 10 pts at Vanderbilt (Jan. 15), hitting pair of 3s
- Had breakout game with 13 pts (3-of-6 3FGs) in 31 min off bench against #2/2 Auburn (Jan. 11)
- Made a 3 late vs. Towson (Nov. 12), his first career pts
- Redshirted initial collegiate season in 2023-24
- Played at 4A Westwood High School in Blythewood where he scored over 1,000 points for his career
- All-region & all-state as a senior for the Red-hawks after avg. 21.4 ppg, 5.5 ppg & 2.2 apg

Arden Conyers • G • RFR • 6-7 • 212 • Columbia, S.C. // WESTWOOD

HAS SCORED IN DOUBLE-FIGURES 3X IN SEC PLAY SINCE GETTING MORE MIN.

	MIN	PTS	REB	AST	STL	BLK	FG%	3FG%	FT%
24-25	13.7	4.4	1.2	0.3	0.3	0.1	31.5	29.8	80.0

Career

Career Highs*: 13 points, 6 rebounds, 1 assist, 2 steals, 1 block



23

- Career-high 9 pts vs. Radford (Dec. 22)
- Consensus four-star and the top player in the state by 247Sports and On3 ; ranked No. 47 overall player by 247Sports (No. 6 shooting guard) and No. 36 overall by On3 (No. 8 SG)
- Two-time South Carolina Gatorade Player of the Year and concluded his prep days as the school record-holder for career points (2,475) at Lexington High School, leading the Wildcats to a 28-2 record as a senior and the 5A state title
- Averaged 22.0 points, 6.4 rebounds, 3.3 steals and 2.5 assists per game in senior season

Cam Scott • G • FR • 6-6 • 171 • Lexington, S.C. // LEXINGTON

TWO-TIME SOUTH CAROLINA GATORADE PLAYER OF THE YEAR ; TOP-50 PROSPECT OUT OF HS

	MIN	PTS	REB	AST	STL	BLK	FG%	3FG%	FT%
24-25	10.2	2.3	1.2	0.5	0.1	0.1	25.0	14.0	73.7

Career

Career Highs*: 9 points, 4 rebounds, 2 assists, 1 steal, 1 block



30

- SECOND TEAM ALL-SEC pick ; 1st in SEC (21st nationally) in FG% ; 20 pts in 4-straight games from Feb. 22-March 4 ; career-best 11 20-pt games in 24-25
- 8 double-doubles (10 career) which is T-3rd in SEC
- 25 pts (18 in 1st half) vs. #2/2 Auburn (Jan. 11)
- 22 pts & 9 reb in OT win vs. #25 Clemson (Dec. 17)
- 10-for-10 vs. ECU (Dec. 7) ; 3rd player in program history with 10 or more FGs & no misses in a game
- Shot 59.7% (117-196) from the floor in 23-24 to lead the team (4th best for single season in program history)
- Had breakout game with 31 pts (14-of-17 - 82.4%) in win vs. Vandy (2/10/24) ; became the 1st SEC freshman since Bobby Portis (ARK) in '14 to record 30+ pts w/ 13+ FGs while shooting above 80.0%

Collin Murray-Boyles • F • SO • 6-8 • 245 • Columbia, S.C. // WASATCH ACADEMY

CAREER-HIGH 35 PTS VS. ARKANSAS (3/1) ; 5 CAREER GAMES WITH 10 OR MORE FGS

	MIN	PTS	REB	AST	STL	BLK	FG%	3FG%	FT%
24-25	30.5	16.7	8.1	2.4	1.5	1.4	58.5	25.0	70.0

Career 26.8 13.7 7.0 2.1 1.3 1.2 59.0 21.6 68.9

Career Highs*: 35 points*, 16 rebounds*, 8 assists*, 5 steals*, 4 blocks*



31

- 7 pts (career-high in SEC play) vs. #19/23 Ole Miss (Feb. 12)
- 5 reb, 3 ast & 1 blk vs. #2/2 Auburn (Jan. 11)
- Played in 17 games averaging 2.5 pts and 2.9 reb in 9.7 min per game in 23-24
- Had career-high 10 points, seven rebounds and two assists in non-conference finale victory over Florida A&M (12/30/23)
- Appeared in 31 games, making 14 starts in first season in Garnet & Black in 22-23 ; averaged 1.9 pts, 3.1 reb and 1.1 ast per game
- Played three seasons at Illinois (2019-22) where he earned his undergraduate degree

Benjamin Bosmans-Verdonk • F • GR • 6-9 • 260 • Lommel, Belgium // ILLINOIS

2025 SEC SCHOLAR ATHLETE OF THE YEAR - YEAR 3 LAW STUDENT RANKING IN TOP-8% OF CLASS

	MIN	PTS	REB	AST	STL	BLK	FG%	3FG%	FT%
24-25	7.8	1.2	1.7	0.5	0.1	0.1	31.3	0.0	54.2

Career 9.5 1.6 2.2 0.7 0.2 0.1 42.8 0.0 53.6

Career Highs*: 10 points, 10 rebounds, 6 assists, 2 steals, 2 blocks

SEC

COACH OF THE YEAR

LAMONT PARIS

Wilson EVOLV NEXT

Under Armour



2024-25 SOUTH CAROLINA BASKETBALL TV/RADIO ROSTER



#0 JORDAN BUTLER



#1 JACOBI WRIGHT



#2 ZACHARY DAVIS



#4 WESTON COGGESHALL



#5 NICK PRINGLE



#6 JAMARII THOMAS



#10 MYLES STUTE



#13 AUSTIN HERRO



#14 LANCE PIPER



#15 MORRIS UGUSUK



#21 ARDEN CONYERS



#23 CAM SCOTT



#30 COLLIN MURRAY-BOYLES



#31 BENJAMIN BOSMANS-VERDONK



#33 OKKU FEDERIKO



LAMONT PARIS



TANNER BRONSON



WILL BAILEY



EDDIE SHANNON



DAVID MCKINLEY

A SEASON TO REMEMBER IN 2023-24...

25 regular season wins - the most in program history

26 total wins - tied for the most in a single seasons in program history with the 2016-17 Final Four Team

13 SEC wins - the second most in program history

7 SEC road wins - tied with the 1996-97 team for the most in program history

+15 in the win column - the greatest single season turnaround in program history, surpassing the 11-win improvement under Dave Odom from 2002-03 to 2003-04

12-4 record away from home - tied for the second-best record in Power Six in true road/neutral site games with Houston & Purdue

3-4 record against ranked teams - Gamecocks were 3-17 combined the previous seasons against top-25 opponents

ONE of FIVE teams in the nation with a top-five, true road win

ONE of 18 teams in the nation with multiple top-10 wins

ONE of FOUR teams in the SEC to rank in the top-50 of adj. efficiency on both offense and defense via KenPom

25 opponents held below 70 points - 1-4th best mark in the country

Allowed just 67.0 ppg - the best scoring defense in the SEC

Seven-game win streak in SEC play - the longest SEC win streak in program history since the 1996-97 SEC Champion Gamecocks started league play 11-0

274 made 3s - most in program history

344 turnovers - third fewest in program history

INTERVIEW POLICIES

In general, ALL interview requests must be made in advance to Assistant AD Michael DeBates in the South Carolina Athletics Communications and Public Relations Office.

All interviews are to be coordinated through the Communications and Public Relations Office. This allows the staff to arrange the interview when it best suits the student-athlete's and the reporter's schedules. Please contact the Communications and Public Relations Office in advance to make your interview requests. Media are not permitted to contact student-athletes on their own at any time. All interviews will take place at the designated media interview site for that day as listed in the weekly availability schedule.

Dormitory, apartment and cell phone numbers for student-athletes will not be provided to the media. Should you need to conduct a telephone interview with a student-athlete, a call will be placed to you from the student-athlete at a mutually agreeable time.

SOUTH CAROLINA ATHLETICS COMMUNICATIONS & PR

Michael DeBates, primary contact
Assistant AD
cell: 712-348-5863
e-mail: mdebates@mailbox.sc.edu
X: @mdebates

SOUTH CAROLINA MEN'S BASKETBALL ONLINE

Website: www.GamecocksOnline.com/sports/mens-basketball
Facebook: www.Facebook.com/GamecockMBB
X: @GamecockMBB
Instagram: @GamecockMBB

NOTABLE NUMBERS

8

> This year's South Carolina roster features **EIGHT** players from the Palmetto State. It's the most in-state players on the roster since Dave Odom's first season in 2001-02 (also had eight).

7

> Lamont Paris was a part of the Wisconsin coaching staff that made **SEVEN** straight appearances in the NCAA Tournament. Included in that stretch was a National Championship Game appearance (2015), Final Four (2014) and four Sweet 16s (2011-12, 2016-17).

10F1

> CMB is the only player in Power Five (ACC, Big 12, Big Ten, Big East, SEC) this season averaging 16.0 pts, 8.0 reb, 2.0 ast, 1.0 blk and 1.0 stl per game while shooting above 50.0%.

15.0 PPG

> Nick Pringle has scored 10+ in 3-straight games, averaging 15.0 points and 8.7 rebounds, per game, in the stretch. He's 17-of-30 (56.7%) from the floor and 11-of-15 (73.3%) at the FT-line.

A SOUTH CAROLINA WIN WOULD ...

- Be the team's second win on a neutral floor this season and first since defeating Virginia Tech, 70-60, in the third-place game of the Fort Myers Tip-Off on Nov. 27.
- Be the team's second-straight year with an SEC Tournament victory. The last time the Gamecocks won SEC Tournament games in consecutive years was 2014 and 2015.
- Be Carolina's second Quad 1 win of the season and first since beating #25 Clemson, 91-88, in OT on Dec. 17 at Colonial Life Arena. Seventeen of the team's 32 games so far this season have been Quad 1 opponents.

START SPREADING THE NEWS

> Sophomore forward Collin Murray-Boyles was named Second Team All-SEC on Monday. It's his second career All-SEC honor as he was a member of the SEC All-Freshman Team last year. Murray-Boyles has enjoyed a stellar sophomore campaign, averaging 16.7 points, 8.1 rebounds, 2.4 assists, 1.5 steals and 1.4 blocked shots per game. He leads the team in points (518), rebounds (252), steals (45) and blocks (42). Murray-Boyles is second on team in assists (75) behind only senior transfer guard Jamarii Thomas (81). The Columbia, S.C., native is the 32nd player in program history to earn All-SEC honors since South Carolina joined the conference in 1991-92. He started all 31 regular season games for the Gamecocks, scoring in double-figures 27 times with a career-best 11, 20-point games. His career-best, eight double-doubles are T-3rd in the SEC with Texas' Arthur Kaluma. Murray-Boyles finished the regular season as the SEC's field goal percentage leader (21st nationally), shooting the ball at an effective 58.5% (192-of-328) clip. He's the only player in the SEC since the 2005-06 regular season to have multiple games with 10 or more makes from the floor while shooting above 90.0%. He's had five games this season with double-digit makes from the floor, third in the SEC behind only Texas' Tre Johnson (6) and Auburn's Johni Broome (6).

ORDER IN THE COURT - CASE CLOSED

> Graduate student Benjamin-Bosmans Verdonk made history becoming the first player at South Carolina to be named SEC Scholar-Athlete of the Year on Monday (men's basketball specific Scholar-Athlete of the Year award began in 2004). The third-year law student is one of the only players in college basketball in law school. He ranks in the top 8% of his class at the Joseph F. Rice School of Law with four appearances on the Dean's List (Fall 2022, Spring 2023, Spring 2024, Fall 2024) and one

semester on the President's List (4.0 GPA - Fall 2023). The Lommel, Belgium, native has an impressive 3.733 cumulate GPA during his time in Columbia. He will receive his Juris Doctorate in law in May and will take the bar in June with a post-graduate job lined up at Sidley Austin in Chicago where he interned over the summer. Sidley Austin is one of the biggest law firms in the world, doing just under \$3 billion in revenue last year.

DOMINANT DAY AT THE CLA

> South Carolina won its second-straight game at home with a dominating 72-53 victory over Arkansas on Saturday afternoon. The Gamecocks never trailed and led by as many as 35 in the second half. Collin Murray-Boyles was sensational with a career-high 35 points on 12-of-16 shooting. He also went 11-of-12 at the free throw line. Nick Pringle had 18 points and nine rebounds as he and CMB combined for 53 points. Jodan Butler played his best game as a Gamecock with a season-high nine points off the bench. The stingy Carolina defense held the Razorbacks to just 28.8% (15-of-52) from the field, the lowest opponent field goal percentage in the Lamont Paris. The Gamecocks held Arkansas to just 14 points in the first half. Paris improved to 3-0 at Carolina against John Calipari with the victory.

YOU CAN PUT IT ON THE BOARD

> Carolina snapped its 13-game losing skid with an impressive 84-69 victory over Texas on Feb. 22. The 15-point win was the team's second-largest margin of victory in an SEC game under head coach Lamont Paris. Collin Murray-Boyles was superb with 22 points, 10 rebounds, three blocks and three assists. It was his 8th double-double of the season. The SEC's field goal percentage leader was an efficient 9-of-16 from the floor. Jamarii Thomas (15 points), Zachary Davis (10 points) and Morris Ugusuk (10 points) also scored in double fig-

CAROLINA BENCH PRODUCTION

GAME	SC-OPP	DIFF.	SC HIGH	BENCH SCORER
North Florida	23-30	-7	Wright, 12	
SC State	22-35	-13	Davis, 10	
Towson	11-10	+1	Three tied, 3	
at #16 Indiana	26-15	+11	Ugusuk, 18	
Mercer	29-21	+8	Davis, 18	
vs. #22 Xavier	15-12	+3	Davis, 8	
vs. Virginia Tech	32-24	+8	Davis/Ugusuk, 12	
at Boston College	22-13	+9	Ugusuk, 9	
East Carolina	19-10	+9	Davis, 10	
USC Upstate	20-28	-8	Davis, 9	
#25 Clemson	12-17	-5	Ugusuk, 8	
Radford	21-22	-1	Scott, 9	
Presbyterian	17-5	+12	Ugusuk, 8	
at Miss. State	28-32	-4	Davis, 22	
Alabama	4-39	-35	Conyers/Scott, 2	
Auburn	13-28	-15	Conyers, 13	
at Vanderbilt	15-19	-5	Conyers, 10	
at Oklahoma	14-26	-12	Conyers, 6	
Florida	10-11	-1	Conyers, 10	
Miss. State	33-28	+5	Thomas, 19	
at Georgia	28-12	+16	Thomas, 19	
Texas A&M	15-15	0	Ugusuk, 12	
at Kentucky	4-39	-35	Scott, 4	
Ole Miss	9-19	-10	Bosmans-Verdonk, 7	
at Florida	16-18	-2	Ugusuk, 6	
at LSU	15-30	-15	Conyers, 9	
Texas	18-14	+4	Ugusuk, 10	
at Mizzou	14-41	-27	Ugusuk/Conyers, 4	
Arkansas	15-19	-4	Butler, 9	
Georgia	9-24	-15	Ugusuk, 6	
Tennessee	12-29	-17	Conyers, 9	

CAROLINA SPECIALTY STATS

(PP) points in paint; (OT) points off turnovers; (2nd) second chance points; (FB) fast break points

(South Carolina-Opponent)

GAME	PP	OT	2ND	FB
North Florida	38-34	15-9	7-12	25-12
SC State	42-24	16-12	15-14	10-6
Towson	38-20	19-9	13-8	13-7
at Indiana	26-28	9-17	9-8	8-9
Mercer	26-22	11-10	13-8	11-3
vs. Xavier	34-42	8-20	6-12	10-21
vs. Virginia Tech	22-26	7-4	12-8	12-14
at Boston College	26-30	1-6	7-11	0-5
East Carolina	30-44	13-12	13-6	2-4
USC Upstate	32-40	17-2	9-11	4-6
Clemson	40-38	13-23	13-7	9-19
Radford	20-28	10-10	19-9	2-4
Presbyterian	34-20	16-19	10-4	5-10
at Miss. State	24-52	10-15	6-11	3-17
Alabama	32-48	7-19	8-9	6-16
Auburn	42-30	6-12	15-12	0-13
at Vanderbilt	20-34	17-22	8-11	2-5
at Oklahoma	20-34	3-19	10-6	6-15
Florida	34-36	7-22	9-18	0-22
Miss. State	22-28	18-18	18-5	16-13
at Georgia	32-34	19-10	3-11	6-9
Texas A&M	22-18	12-19	12-11	10-18
at Kentucky	26-44	6-14	6-9	14-12
Ole Miss	32-32	5-5	7-8	5-13
at Florida	32-34	11-21	9-8	7-26
at LSU	28-22	7-23	15-6	2-9
Texas	28-26	13-12	14-11	15-16
at Mizzou	42-50	8-20	20-11	8-23
Arkansas	38-18	15-14	4-6	7-13
Georgia	16-26	10-3	5-11	7-8
Tennessee	24-42	10-11	12-12	0-6
SC Total	922	339	327	227
SC Average	29.7	10.9	10.5	7.3
Opp Total	1,004	417	293	374
Opp Average	32.4	13.5	9.5	12.1



SOUTHEASTERN CONFERENCE STANDINGS

Thru games played Saturday, March 8, 2025

Team	Conference	Overall
#3/3 Auburn	15-3	27-4
#4/4 Florida	14-4	27-4
#5/8 Alabama	13-5	24-7
#8/6 Tennessee	12-6	25-6
#14/16 Texas A&M	11-7	22-9
#15/19 Kentucky	10-8	21-10
#21/22 Missouri	10-8	21-10
Ole Miss	10-8	21-10
Arkansas	8-10	19-12
Mississippi State	8-10	20-11
Georgia	8-10	20-11
Vanderbilt	8-10	20-11
Texas	6-12	17-14
Oklahoma	6-12	19-12
LSU	3-15	14-17
South Carolina	2-16	12-19

SCORES AND SCHEDULE IN THE SEC

2025 SEC Basketball Tournament

Wednesday, March 12

9 Arkansas vs. 16 South Carolina	SECN	1:00 pm
12 Vanderbilt vs. 13 Texas	SECN	3:00 pm
10 Mississippi State vs. 15 LSU	SECN	7:00 pm
11 Georgia vs. 14 Oklahoma	SECN	9:00 pm

Thursday, March 13

8 Ole Miss vs. Winner G1	SECN	1:00 pm
5 Texas A&M vs. Winner G2	SECN	3:00 pm
7 Missouri vs. Winner G3	SECN	7:00 pm
6 Kentucky vs. Winner G4	SECN	9:00 pm

Friday, March 14

1 Auburn vs. Winner G5	ESPN	1:00 pm
4 Tennessee vs. Winner G6	ESPN	3:00 pm
2 Florida vs. Winner G7	SECN	7:00 pm
3 Alabama vs. Winner G8	SECN	9:00 pm

Saturday, March 15

SEC Tournament Game 13	ESPN	1:00 pm
SEC Tournament Game 14	ESPN	3:00 pm

Sunday, March 16

Championship Game (Game 15) ESPN 1:00 pm

All times listed Eastern Time

ASSOCIATED PRESS POLL

WEEK 19 - Monday, March 10, 2025

RK	TEAM	REC	PTS	TREND
1	Duke (52)	28-3	1516	↑1
2	Houston (5)	27-4	1427	↑1
3	Auburn (4)	27-4	1407	↓2
4	Florida	27-4	1350	↑1
5	Alabama	24-7	1211	↑2
6	St. John's	27-4	1201	-
7	Michigan State	26-5	1191	↑1
8	Tennessee	25-6	1163	↓4
9	Texas Tech	24-7	1012	-
10	Clemson	26-5	949	↑1
11	Maryland	24-7	836	↑2
12	Iowa State	23-8	792	↓2
13	Louisville	25-6	723	↑1
14	Texas A&M	22-9	647	↑8
15	Kentucky	21-10	629	↑4
16	Memphis	26-5	602	-
17	BYU	23-8	586	↑6
18	Wisconsin	23-8	575	↓6
19	Saint Mary's	27-4	477	↑2
20	Purdue	21-10	339	↓2
21	Missouri	21-10	203	↓6
22	Michigan	22-9	171	↓5
23	Oregon	23-8	140	↑3
24	Illinois	20-11	137	↑2
25	Marquette	22-9	127	↓5

Others receiving votes: Drake 103, Arizona 82, UCLA 52, UC San Diego 39, UConn 38, Gonzaga 28, New Mexico 20, Creighton 18, Ole Miss 17, VCU 6, High Point 4, Kansas 3, Akron 2, Xavier 1, McNeese 1

Dropped from rankings: Arizona 24, Mississippi State 25

COACHES POLL TOP 25

WEEK 19 - Monday, March 10, 2025

SERIES BREAKDOWN

> The Gamecocks have won three-straight over Arkansas dating back to last season's win at Bud Walton Arena, the first 3-game win streak vs. the Razorbacks in program history.

> Both schools joined the SEC in the same season back in 1991-92.

> The Carolina streak started with a 77-64 road win last year and then an 80-66 victory in the second round of the SEC Tournament in Nashville.

> In its 72-53 win earlier this season, Carolina held Arkansas to just 28.8% from the floor and 14 first half points. CMB (35) and Nick Pringle (18) combined for 53 points for the Gamecocks.

SC ALL-TIME RECORD VS. ARKANSAS

H: 9-8 ; A: 6-12 ; N: 3-3

Last 10 meetings...

F. 6, 2018	A	65-81		L
M. 8, 2018	N	64-69		L
F. 9, 2019	H	77-65	W	
J. 29, 2020	A	79-77	W	
M. 2, 2021	H	73-101		L
J. 18, 2022	A	59-75		L
F. 4, 2023	H	63-65		L
J. 20, 2024	A	77-64	W	
M. 14, 2024	N	80-66	W	
M. 1, 2025	H	72-53	W	



Collin Murray-Boyles, the SEC's field goal percentage leader, was 10-for-11 (90.9%) from the floor with 27 points at No. 14/16 Missouri (Feb. 25). The strong effort was his 2nd game this season with 10 or more made FGs while shooting above 90.0%. Per Elias' database, which dates back to the 2005-06 reg. season, CMB is the only player in the SEC to have multiple games with 10 or more made FGs while shooting above 90.0% from the floor. He is averaging 23.0 points over his last 5 games with shooting splits of 63.9% (39-of-61) from the field and 80.0% (36-of-45) at the free throw line.

NOTABLE NUMBERS

66 & 70

Carolina has held two of the nation's top scoring offenses in check. The Gamecocks held then #2/2 Auburn, who rank 5th at 85.2 points per game, to **66 points** (second lowest point total) and then #5/6 Florida, who ranks 9th at 84.5 points per game, to **70 points** (second lowest point total).

23.0 ppg

Collin-Murray Boyles recently had 20+ points in 4-straight games. The last Gamecock to do that was AJ Lawson in SEC play in 2021. Over his last five, CMB is averaging 23.0 ppg and shooting 63.9% (39-of-61) from the floor and 80.0% (36-of-45) at the FT-line.

14

South Carolina has played **14** top-25 teams in its 31 games this season. That's the most AP top-25 opponents in program history, surpassing the 1999-00 team who faced 12 top-25 opp. under head coach Eddie Fogler.

ures. Uguusk was a perfect 3-of-3 from behind the arc, all his 3s coming in the game's final 9 minutes. The Gamecocks made 34 free throws, the most in a game under Paris and the most since hitting 35 foul shots in a four OT thriller against Alabama on Feb. 7, 2017.

THE AGONY OF DEFEAT

>The Gamecocks dropped their first 13 games in 2025 in SEC play. Six of those losses came by a combined 20 points, an average margin of defeat of just 3.3 points per game. Five of those games, all at home, have been against top-20 opponents (#2/2 Auburn on Jan. 11, #5/6 Florida on Jan. 22, #14/14 Miss. State on Jan. 25, #13/15 Texas A&M on Feb. 1 & #19/23 Ole Miss on Feb. 12). Carolina dropped another winnable contest on Feb. 12 to No. 19/23 Ole Miss at home, 72-68. The Gamecocks battled back from a 10-point halftime deficit to take the lead with just under 4 minutes to play. With the game tied, Morris Uguusk missed a wide-open 3 with 2:28 to go. Malik Dia then hit the go-ahead 3-pointer on a second chance opportunity with just over 2 minutes to play for the Rebels. Carolina, who tied a season-low with eight turnovers in the game, had giveaways on two of its final three possessions with the game in the balance the final minute of regulation.

HOMECOURT HEARTBREAK AGAIN

>South Carolina led for all but 4.8 seconds at home vs. #5/6 Florida on Jan. 22. Will Richard scored the game-winning bucket with a contested left-handed layup at the rim. Jacobi Wright's game-winning, 3-point attempt was off backiron as the Gators escaped Colonial Life Arena. Davis matched his career-high with 22 points, 18 coming in the second half. Carolina led by seven at the break after shooting 50.0 percent (15-of-30) in the opening 20 minutes. Turnovers cost the Gamecocks in the second half, as they gave it away 12 times. Florida scored 22 points off its 16 total turnovers forced in the game. Carolina has dropped three of its first six SEC games now by a total of seven combined points (vs. #5/6 Florida, vs. #2/2 Auburn and at Vanderbilt).

TURNOVERS WILL COST YOU

>South Carolina looked poised to pull out a comeback road win Jan. 15 on the road at Memorial Gym but a season-high 25 turnovers (most in the Lamont Paris era at SC) plagued the Gamecocks who fell 66-63 to Vanderbilt. Carolina did not lead the entire second half but Collin Murray-Boyles hit a pair of clutch FTs to tie the game

with 41.0 seconds remaining. Carolina was unable to score on its final possession and Vanderbilt got an offensive rebound and 3-point play to go ahead for good with 0.6 seconds remaining. Arden Conyers got free for a final 3-point shot but missed off the backiron as Carolina dropped its fourth-straight game.

HEARTBREAKER AT HOME

> Backs against the wall after an 0-2 SEC start, the Gamecocks came out swinging against No. 2/2 Auburn (Jan. 11) building a 6-point halftime lead, 38-32, thanks to 18 first half points from Collin Murray-Boyles. The Tigers battled back ultimately prevailing 66-63 thanks to a pair of late FTs from freshman guard Tahaad Pettiford. It was a physical defensive chess match down the stretch as Carolina failed to score the final 5:18 and Auburn made just one FG in that stretch, a Dylan Cardwell dunk with 1:43 to go. The back-and-forth affair featured nine lead changes. Carolina out-rebounded the Tigers 37-33 and held a 42-30 edge in points in the paint. Murray-Boyles led all scorers with 25 points and redshirt freshman Arden Conyers had a breakout game with a career-high 13 points (3-for-6 3FGs) in 31 minutes off the bench.

MURRAY-BOYLES SEC POTW

> Star sophomore forward, a preseason All-SEC selection, was tabbed Co-SEC Player of the Week after leading the Gamecocks to a pair of victories the week of Dec. 16. In two wins over #25 Clemson (Dec. 17) and Radford (Dec. 22), he averaged averaged 18.5 points, 8.0 rebounds, 3.5 assists, 3.0 blocks and 1.0 steals per game. The SEC's field goal percentage leader went 14-of-20 (70%) from the floor and a perfect 9-for-9 at the free throw line in the two wins.

DON'T LET THE COCKS GET HOT

> The streaking South Carolina Gamecocks won seven-straight games to conclude non-conference play. The streak started on Nov. 27 with a victory in the third-place game of Ft. Myers Tip-Off against Virginia Tech. During the streak, Carolina posted five double-digit wins with an average margin of victory of 14.0 points per game. Three of the five



KEY STAT



Lamont Paris' teams are 44-4 (.917) when scoring 80 or more points dating back to his first season as head coach at Chattanooga (2017-18). He's 12-0 at Carolina (5-0 in 24-25) when his team scores 80 or more.

victories were over ACC foes (vs. VT, at Boston College and vs. #25 Clemson). The Gamecocks averaged 75.0 points per game in the win streak and shot over 50.0 percent from the floor as a team twice.

RIVALRY GAME GRIT

> It was an all-time Palmetto Series matchup as the Gamecocks edged No. 25 Clemson, 91-88 in overtime Tuesday night at Colonial Life Arena. The raucous crowd was treated to high-level basketball from start to finish as Lamont Paris improved to 2-1 as head coach at South Carolina in the team's three games against its bitter rivals from The Upstate. Collin Murray-Boyles shined with 22 points (15 in the 2nd half and OT), nine rebounds, four assists, two blocks and a steal. The Columbia native played his final 14 minutes and 19 seconds with four fouls before fouling out with 50 seconds to go in OT. Myles Stute finally had his breakout game with 19 points, five rebounds, two assists and a block. He went 5-for-7 from 3. The Gamecocks shot a sizzling 65.5% (19-of-29) in the 2nd half and overtime, including 72.7% (16-of-22) in the 2nd half alone.

BOUNCE BACK AT THE BEACH

> South Carolina bounced back from a tough loss to No. 22/22 Xavier (Nov. 25) in the semifinals of the Ft. Myers Tip-Off with a hard-fought win over ACC foe Virginia Tech in its final game of the holiday MTE on Nov. 27. The Gamecocks led for nearly the entire game as Collin Murray-Boyles had 16 points, eight rebounds, three steals and two blocks. Zachary Davis and Morris Ugusuk each had 12 points off the bench as Carolina got a season-high 32 points from its reserves. The team made 11 3s with six different players making a shot from behind the arc.

GETTING HOT FROM DISTANCE

>The Gamecocks finally struck gold from behind the arc in a 84-72 win over Mercer on Nov. 21. Carolina was hit a season-high 12 3s and was 44.4% (12-of-27) from behind the arc. Jamarii Thomas had 19 points and was 4-of-5 from distance. Zachary Davis hit a pair of 3s as he scored a career-high 18 points off the bench. Collin Murray-Boyles also hit two 3s, his first long balls in 33 games played in Garnet & Black the last two seasons.

FABULOUS FRONTCOURT

> South Carolina held a 38-20 points in the paint edge in an 80-54 rout of Towson on its home floor on Nov. 12. Preseason All-SEC selection Collin Murray-Boyles had 27 points and nine rebounds and Alabama grad transfer Nick Pringle had his first game in double-figures at Carolina with 15 points and nine rebounds. The duo scored 43 points and was a combined 15-of-20 (75.0%) from the floor. The Gamecocks shot 50.0 percent (26-of-52) overall as a team in the gameto improve to 8-0 under head coach Lamont Paris the last two seasons when shooting above 50.0 percent as a team.

MR. WRIGHT SCORES CAREER-HIGH

> Senior guard Jacobi Wright had the best game of his four-year Gamecock tenure, scoring a career-high

20 points in helping the team to a 86-64 win over SC State (Nov. 8). He went 4-of-7 from downtown. Sophomore forward Collin Murray-Boyles had his third career double-double (first of the 2024-25 season) with 19 points and a career-high 16 rebounds. He was 7-of-8 from the floor.

MURRAY-BOYLES PRESEASON ALL-SEC

> Rising sophomore Collin Murray-Boyles was tabbed a Third Team Preseason All-SEC selection by both the media and the league's head coaches. He's the first Gamecock to earn preseason All-SEC recognition since AJ Lawson in 2020-21 when he was selected to the second team. Murray-Boyles is coming off a solid freshman campaign in which he saw action in 28 games, starting the final 19 for the Gamecocks. He averaged 10.4 points, 5.7 rebounds (led team), 1.8 assists, 1.0 blocks and 1.0 steals per game en route to earning SEC All-Freshman honors. He shined down the stretch in league play a season ago, highlighted by a 31-point outing in a double-digit win over Vanderbilt (2/10/24) and a 24-point performance against Arkansas (3/14/24) in the second of round of the SEC Tournament that helped Carolina to its first win in the conference tournament since 2018. He shot 59.7 percent (117-196) from the floor to lead the team and also had a team-high 21 dunks. Murray-Boyles scored in double-figures in 10 of the team's final 13 games last season.

ALL RISE FOR THE JUDGE

> The Honorable L. Casey Manning enters his 32nd season as an analyst for men's basketball games on the Gamecock Radio Network. He joined the broadcast team for the 1993-94 season and worked alongside legendary South Carolina play-by-play man Bob Fulton. Manning has worked alongside current play-by-play man Derek Scott since 2016-17. The Gamecocks advanced to the school's first ever Final Four their first year working together. Manning, a Dillon, S.C. native, played for the Gamecocks from 1970-73 and made history as the first African-American scholarship player in program history. He graduated from the South Carolina School of Law in 1977 and has served as Circuit Court Judge for the Fifth Judicial Court since 1994. Manning retired on Dec. 31, 2022.

> On Dec. 8, 2022, at a retirement function at the USC Alumni Center, Manning received the Order of the Palmetto from Gov. Henry McMaster, the highest civilian honor granted in the state of South Carolina.

> Two streets were also named after him, one in downtown Columbia near the courthouse he worked in and the other in his hometown of Dillon, S.C.

> On May 7, 2022, Manning received an honorary doctor of laws degree from the Board of Trustees at commencement. It is the highest degree you can receive from the university.

> He joins Dave Kellum (35th season as Ole Miss ppx) as the only members of the 30-year club on radio broadcast in the SEC.

20-POINT GAME TRACKER SINCE 05-06

- T1. Devan Downey - 19 (2009-10)
- T1. Sindarius Thornwell - 19 (2016-17)
- T3. Devan Downey - 15 (2008-09)
- T3. Devan Downey - 15 (2007-08)
- 5. Tre' Kelley - 13 (2006-07)
- 6. Tarence Kinsey - 12 (2005-06)
- T7. Collin Murray-Boyles - 11 (2024-25)**
- T7. Gregory "GG" Jackson II - 11 (2022-23)
- T9. AJ Lawson - 10 (2020-21)
- T9. Meechie Johnson - 10 (2023-24)
- T11. Chris Silva - 9 (2018-19)
- T11. PJ Dozier - 9 (2016-17)



Preseason All-SEC selection Collin Murray-Boyles, the team's leading scorer and rebounder, went 10-for-10 on FGs in the team's win over ECU (Dec. 7). He became just the third player in program history with 10 or more made FGs and no misses in a game, joining Kenny Holmes (11-for-11 vs. Manhattan on Jan. 15, 1981) and Troy McKoy (11-for-11 at Georgia on March 3, 1993). He is ONE of just 13 players in the country this season to have a game with 10 or more made FGs and no misses. He is just ONE of NINE players in the SEC to accomplish the feat since the 2005-06 season.

MOST GAMES WITH 10+ FGs SINCE 05-06

- 1. Devan Downey - 9 (2009-10)
- 2. Devan Downey - 6 (2008-09)
- T3. Collin Murray-Boyles - 5 (2024-25)**
- T3. Devan Downey - 5 (2007-08)
- 5. Tre' Kelley - 3 (2006-07)

BY THE NUMBERS

28.8% - The Carolina defense held Arkansas to just **28.8%** (15-of-52) from the field in a 72-53 win on March 1, the lowest opponent FG-percentage in the Lamont Paris era at SC. The Gamecocks held Arkansas to just 14 points in the 1st half. With the win, Paris improved to 3-0 at Carolina against John Calipari, the winningest coach in men's college basketball.

29.6% - The Gamecocks held Towson to **29.6%** (16-of-54) in an 80-54 win on Nov. 12. The last time the Gamecocks held a team below 30.0% shooting prior to that was Texas A&M on Feb. 8, 2020. The Aggies shot just 27.3% (15-of-55) in the game.

7-0 - Carolina is **7-0** this season when holding its opponents below 40.0% shooting from the floor.

58.5% - Collin-Murray Boyles is first in the SEC (21st nationally) in field goal percentage (min. 5 FGM per game) at **58.5%**.

3rd - Murray-Boyles has a team-leading and career-best 8 double-doubles on the season, which pits him **T-3rd** in the SEC with Texas' Arthur Kaluma. His 8 double-doubles are the most in a season by a Gamecock since Chris Silva had 12 in 2018.

3 - Murray-Boyles had **3-straight** double-doubles at Boston College, vs. East Carolina and vs. USC Upstate from Dec. 3 to Dec. 14. He's the first player since Keyshawn Bryant in 2019-20 to accomplish the feat. Murray-Boyles, Bryant, Michael Carrera (2x) and Chris Silva (2x) are the only players for Carolina since 2001-02 to have double-double streaks of three or more games.

3rd - Graduate forward Nick Pringle is **3rd** in the nation in free throw rate (83.9%) via KenPom. He has 28 more shot attempts (174) than free throw attempts (146) on the season.

9th - As a team via KenPom, the Gamecocks are **9th** nationally (2nd in SEC behind ONLY Mizzou who is #2 in the the nation) in FT rate at 43.7%.

4th & 5th - The Gamecocks rank **4th** in the SEC in free throw attempts (23.6 - 18th nationally) and **5th** in free throws made (16.9 - 22nd nationally), per game.

34 - The team made **34** free throws in an 84-69 win over Texas on Feb. 22, the most in the Lamont Paris era at Carolina. The last time the Gamecocks hit 30 or more free throws in a game was 35 made foul shots in the four OT thriller against Alabama on Feb. 7, 2017.

25-of-27 - Carolina went **25-of-27** (92.6%) at the free throw line in its rout of Radford on Dec. 22. The 25 made free throws were the second-most in the Paris era at SC (third-most also this season with 24 against #25 Clemson). The Gamecocks are one of just 20 teams in the nation (only team in the SEC) to make 25 or more FTs in a game this season while shooting above 90.0% at the foul line.

40-9 - The Gamecocks are **40-9** (10-3 this season) in three seasons under Lamont Paris when holding teams below 70 points (.816 win percentage).

4-2 - The Gamecocks are **4-2** this season when making 10 or more 3s in a game (only losses #19/23 Ole Miss on Feb. 12 & vs. UGA on March 4).

5-2 - The Gamecocks are **5-2** this season when having less TOs than their opponents (only losses #19/23 Ole Miss on Feb. 12 & vs. UGA on March 4).

1-15 - Carolina is **1-15** this season when the team scores 69 points or less.

5-0 - Carolina is **5-0** this season when the team scores 80 or more points.

1-10 - The Gamecocks are **1-10** this season when losing the rebounding battle.

6-0 - The team is **6-0** all-time under Paris (2-0 this season) when the team shoots 50.0 percent or higher from behind the arc.

5-0 - The team is **5-0** all-time under Paris when having 20 or more assists. All five of those wins came in the historic 2023-24 season with a high of 25 helpers in the win at Georgia on Feb. 3, 2024.

7-0 - The Gamecocks are **7-0** under Paris when the team makes 30 or more FGs (2-0 this season).

14-2 - The SEC went **14-2** in the SEC/ACC Challenge on Dec. 3-4. The Gamecocks 22-point win at Boston College was one of 11 double-digit victories by the SEC over the ACC. The team is 2-0 under Lamont Paris in its two challenge games the last two seasons and went a perfect 3-0 this season against ACC foes.

25-5 - The SEC went **25-5** in non-conference games against ranked opponents this season. Carolina defeated #25 Clemson, 91-88, in overtime back on Dec. 17 at Colonial Life Arena.

10 - Paris has been a part of **10** NCAA Tournament teams as a Division I assistant/head coach with his first appearance at South Carolina coming last season.

18 - He has been a part of **18**, 20-win seasons as a college head and assistant coach.

.696 - In his 17 seasons as a collegiate assistant coach, teams associated with Paris were 497-217 (**.696**) with five conference titles and 12 NCAA Tournament appearances, reaching two Final Fours.

1998 - The team finished the 2023-24 season ranked No. 25 in the final AP Poll, marking the first time the Gamecocks have been ranked in the final top-25 poll since being slotted No. 14 in the final AP Poll of **1998**.

59.7% - Collin-Murray Boyles' field-goal percentage of **59.7%** last season as a freshman was the fourth-highest for a single-season in program history and the highest by a freshman in Gamecock history (min. 30 FGs). He was 117-of-196 from the floor in 28 games played.

274 - The Gamecocks made **274** 3s last season, a new single-season program record.

344 - The team had just **344** turnovers last season, the fourth-fewest all-time for a single season at Carolina.

8-3 - The Gamecocks were **8-3** in true road games during the 2023-24 season. The team won seven SEC games on the road, tying the 1996-97 SEC Champion squad for the most in program history since joining the league in 1991-92.

25 - Carolina held **25** opponents to less than 70 points last season, which T-4th nationally and led the SEC.

8-0 - The Gamecocks were **8-0** in 2023-24 when shooting 50.0% or better from the floor (team is 3-0 this season when shooting 50.0% or greater from the floor).

1997 - The Gamecocks picked up the program's first top-five road win since **1997** on Jan. 30, 2024 last season with a 63-59 victory over No. 5/5 Tennessee. The previous top-five road win was a 72-66 win at No. 3 Kentucky on March 2, 1997. The 59 points scored by Tennessee were a season-low for the Vols. It was also the first home loss of the season for UT, snapping a 13-game home winning streak by the Vols at Thompson-Boling Arena.

Bridgestone Arena • Nashville, TN

First Round **Second Round** **Quarterfinals** **Semifinals**
Wednesday, March 12 **Thursday, March 13** **Friday, March 14** **Saturday, March 15**

16 South Carolina

Game 1
Noon CT



9 Arkansas

Game 5
Noon CT



8 Ole Miss

Game 9
Noon CT



1 Auburn

13 Texas

Game 2
25 minutes after Game 1



12 Vanderbilt

Game 6
25 minutes after Game 5



5 Texas A&M

Game 10
25 minutes after Game 9



4 Tennessee

15 LSU

Game 3
6:00 p.m. CT



10 Mississippi State

Game 7
6:00 p.m. CT



7 Missouri

Game 11
6:00 p.m. CT



Game 13
Noon CT




SOUTH CAROLINA SEC TOURNAMENT HISTORY

ALL-TIME RECORD: 22-32 (.407)
SEMIFINAL APPEARANCES: 6 (2-4)
FINALS APPEARANCES: 2 (0-2)

All-Time SEC Tournament Records Versus Opponents

	Record	Last Played
Alabama	2-5	2017, QF Round, Loss
Arkansas	3-3	2024, Second Round, Win
Auburn	1-4	2024, QF Round, Loss
Florida	1-2	2006, Finals, Loss
Georgia	0-3	2016, QF Round, Loss
Kentucky	2-3	2006, Semis, Win
LSU	3-0	2008, First Round, Win
Ole Miss	5-6	2023, First Round, Loss
Miss. State	2-3	2022, Second Round, Loss
Missouri	1-0	2015, First Round, Win
Tennessee	2-3	2014, QF Round, Loss
Texas A&M	0-0	Never Played
Vanderbilt	0-0	Never Played

Year-By-Year SEC Tournament Record

Year	Seed	Round	Opponent	Result	Location
1992	E6	1st	Tennessee	L, 63-70	Birmingham
1993	E5	1st	Alabama	L, 87-79	Lexington
1994	E5	1st	Ole Miss	W, 80-57	Memphis
		2nd	Florida	L, 57-84	Memphis
1995	E5	1st	Auburn	L, 66-81	Atlanta
1996	E3	1st	LSU	W, 85-76	New Orleans
		2nd	Arkansas	L, 58-80	New Orleans
1997	E1	2nd	Alabama	W, 72-61	Memphis
		Semis	Georgia	L, 63-78	Memphis
1998	E2	2nd	Florida	W, 71-60	Atlanta
		Semis	Ole Miss	W, 87-77	Atlanta
		Finals	Kentucky	L, 56-86	Atlanta
1999	E6	1st	Ole Miss	L, 60-64	Atlanta
2000	E5	1st	Alabama	W, 69-59	Atlanta
		2nd	Tennessee	W, 75-68	Atlanta
		Semis	Auburn	L, 72-77 (OT)	Atlanta
2001	E5	1st	Miss. State	W, 69-62	Nashville
		2nd	Kentucky	L, 65-78	Nashville
2002	E6	1st	Ole Miss	W, 69-67	Atlanta
		2nd	Kentucky	W, 70-57	Atlanta
		Semis	Alabama	L, 57-65	Atlanta
2003	E4	1st	Ole Miss	L, 56-62	New Orleans
2004	E3	1st	Arkansas	W, 91-81	Atlanta

		2nd Semis	LSU Kentucky	W, 85-64 L, 63-78	Atlanta Atlanta
2005	E4	1st	Ole Miss	L, 52-53	Atlanta
2006	E5	1st	Miss. State	W, 59-44	Nashville
		2nd	Tennessee	W, 79-71	Nashville
		Semis	Kentucky	W, 65-61	Nashville
		Finals	Florida	L, 47-49	Nashville
2007	E6	1st	Arkansas	L, 52-82	Atlanta
2008	E5	1st	LSU	W, 77-73	Atlanta
		2nd	Tennessee	L, 87-89	Atlanta
2009	E2	2nd	Miss. State	L, 68-82	Tampa
2010	E5	1st	Alabama	L, 63-68	Nashville
2011	E6	1st	Ole Miss	L, 55-66	Atlanta
2012	12	1st	Alabama	L, 57-63	New Orleans
2013	12	1st	Miss. State	L, 59-70	Nashville
2014	13	1st	Auburn	W, 74-56	Atlanta
	13	2nd	Arkansas	W, 71-69	Atlanta
	13	QF	Tennessee	L, 44-59	Atlanta
2015	11	1st	Missouri	W, 63-54	Nashville
	11	2nd	Ole Miss	W, 60-58	Nashville
	11	QF	Georgia	L, 62-74	Nashville
2016	3	QF	Georgia	L, 64-65	Nashville
2017	4	QF	Alabama	L, 53-64	Nashville
2018	11	1st	Ole Miss	W, 85-84	St. Louis
	11	2nd	Arkansas	L, 64-69	St. Louis
2019	4	QF	Auburn	L, 73-64	Nashville
2020	6	-	-	-	Nashville ^
2021	11	2nd	Ole Miss	L, 59-76	Nashville
2022	7	2nd	Miss. State	L, 51-73	Tampa
2023	12	1st	Ole Miss	L, 61-67	Nashville
2024	5	2nd	Arkansas	W, 80-66	Nashville
	5	QF	Auburn	L, 55-86	Nashville
2025	26	1st	Arkansas		Nashville

Record By Venue

City	Venue	Record
Atlanta, Ga.	Georgia Dome	11-11
Birmingham, Ala.	Birmingham-Jefferson Civic Ctr.	0-1
Lexington, Ky.	Rupp Arena	0-1
Memphis, Tenn.	The Pyramid	2-2
Nashville, Tenn.	Sommet Center	4-2
Nashville, Tenn.	Bridgestone Arena	3-9
New Orleans, La.	Louisiana Superdome	1-2
New Orleans, La.	New Orleans Arena	0-1
St. Louis, Mo.	Scottrade Center	1-1
Tampa, Fla.	St. Pete Times Forum/Amalie Arena	0-2

^ - 2020 SEC Tournament canceled due to the COVID-19 pandemic

SOUTH CAROLINA SEC TOURNAMENT RECORDS

SEC TOURNAMENT TEAM SUPERLATIVES

POINTS

Most: 91, vs. Arkansas, 3-11-04

Opponents: 89 by Tennessee, 3-14-08

Fewest: 44 vs. Tennessee, 3-14-14

Opponents: 44 by Mississippi State, 3-9-06

Most In One Half: 53, second half vs. Ole Miss, 3-7-98

Opponents: 63, second half by Arkansas, 3-11-04

Fewest In One Half: 17, second half vs. Miss. State, 3-10-22

Opponents: 18, first half by Arkansas, 3-11-04

FIELD GOALS

Most Made: 32 vs. Arkansas, 3-14-24

Opponents: 35 by Tennessee, 3-14-08

Most Attempted: 76 vs. Mississippi State, 3-13-09

Opponents: 76 by Ole Miss, 3-7-98

Best Percentage: .605 (26-43), vs. Alabama, 3-7-97

Opponents: .565 (35-62), 89 by Tennessee, 3-14-08

Worst Percentage: .281 (16-57) vs. Auburn, 3-15-25

Opponents: .302 (16-53) vs. Ole Miss, 3-12-15

Best One-Half Percentage: .700 (20-30), second half vs. Tennessee, 3-10-06

Opponents: .731 (19-26), second half by Tennessee, 3-14-08

Worst One-Half Percentage: .129 (4-31), second half vs. Miss. State, 3-10-22

Opponents: .226 (7-31), second half by Ole Miss, 3-10-94

3-POINT FIELD GOALS

Most Made: 12 vs. Ole Miss, 3-7-18

Opponents: 13 by Kentucky, 3-8-98; by Auburn, 3-15-19

Most Attempted: 31 vs. Mississippi State, 3-13-13

Opponents: 34 by Auburn, 3-15-19

Best Percentage: .733 (11-15) vs. Auburn, 3-12-14

Opponents: .571 (4-7), by Tennessee, 3-12-92

FREE THROWS

Most Made: 39 vs. Ole Miss, 3-7-98, 39 vs. Arkansas, 3-11-04

Opponents: 26 vs. Arkansas, 3-11-04

Most Attempted: 50 vs. Arkansas, 3-11-04

Opponents: 31 vs. Arkansas, 3-11-04

Best Percentage: .900 (18-20) vs. Ole Miss, 3-13-03

Opponents: .923 (12-13), vs. Tennessee, 3-10-00

Worst Percentage: .375 (3-8), vs. Alabama, 3-9-02

Opponents: .429 (9-21), by Kentucky, 3-9-01; (3-7), by Ole Miss, 3-10-05

Best One-Half Percentage: 1.000, (8-8), first half vs. Tennessee, 3-14-08

Opponents: 1.000 (11-11), first half by Tennessee, 3-10-00

1.000 (10-10), first half by Mississippi State, 3-10-22

Worst One-Half Percentage: .000 (0-1), first half vs. Ole Miss, 3-4-99

Opponents: .000 (0-3), second half by Auburn, 3-15-25

MISCELLANEOUS

Most Rebounds: 43 vs. Ole Miss, 3-10-11

Opponents: 50 by Mississippi State, 3-13-09

Most Assists: 22 vs. Louisiana State, 3-7-96

Opponents: 27 by Tennessee, 3-14-08

Most Steals: 13 vs. Alabama, 3-9-00

Opponents: 14 by Kentucky, 3-9-01

Most Blocked Shots: 10 vs. Ole Miss, 3-10-11

Opponents: 9 by Ole Miss, 3-10-94; by Auburn, 3-12-14

Most Turnovers: 23 vs. Kentucky, 3-9-01

Opponents: 23 by Ole Miss, 3-10-94

Fewest Turnovers: 5 vs. Mississippi State, 3-13-09

Opponents: 4 by Arkansas, 3-08-07

SEC TOURNAMENT INDIVIDUAL SUPERLATIVES

POINTS

Most: 37, BJ McKie vs. Ole Miss, 3-7-98

Opponents: 27, Jared Harper, Auburn, 3-15-19

FIELD GOALS

Most Made: 11, Collin Murray-Boyles vs. Arkansas, 3-14-24

Opponents: 10, Jason Smith, Ole Miss, 3-4-99; David Sanders, Ole Miss, 3-7-02

Most Attempted: 22, Jo Jo English vs. Tennessee, 3-12-92; BJ McKie vs. Ole Miss, 3-4-99

Opponents: 26, Brian Williams, Alabama, 3-7-97

3-POINT FIELD GOALS

Most Made: 6, Mike Boynton, Jr. vs. Louisiana State, 3-12-04; 6, Frank Booker, vs. Ole Miss, 3-7-18

Opponents: 7, Pat Bradley, Arkansas, 3-8-96

Most Attempted: 13, BJ McKie vs. Ole Miss, 3-4-99

Opponents: 15, Brian Williams, Alabama, 3-7-97

FREE THROWS

Most Made: 20, BJ McKie vs. Ole Miss, 3-7-98

Opponents: 12, Jared Harper, Auburn, 3-15-19

Most Attempted: 22, BJ McKie vs. Ole Miss, 3-7-98

Opponents: 14, Jared Harper, Auburn, 3-15-19

MISCELLANEOUS

Most Rebounds: 16, Brandon Wallace vs. Arkansas, 3-11-07

Opponents: 15, Chris Davis, Auburn, 3-9-95; Jarnell Stokes, Tennessee, 3-14-14

Most Assists: 11, Devan Downey vs. LSU, 3-13-08

Opponents: 8, Marlon Towns, Arkansas, 3-8-96; Rajon Rondo, Kentucky, 3-11-06

Most Steals: 5, Carey Rich vs. Auburn, 3-9-95; Chuck Eidson vs. Tennessee, 3-10-00; Devan Downey vs. Tennessee, 3-14-08

Opponents: 6, Myles Burns, Ole Miss, 3-8-23

Most Blocked Shots: 7, Sam Muldrow vs. Ole Miss, 3-10-11

Opponents: 7, Asaahn Dixon-Tatum, Auburn, 3-12-14



Gamecock great and SEC Legend Tre' Kelley drives to the basket in the 2006 SEC Championship game against eventual National Champion Florida. The Gators won 49-47. It was the Gamecocks' second SEC title game appearance all-time. Kelley averaged 15.3 ppg in the team's four games at Gaylord Entertainment Center in Nashville. With a victory, Carolina would have joined Arkansas (2000) as the only teams to win four games en route to the title.

ROSTER BREAKDOWN

Returning Letterwinners (6)

- #1 Jacobi Wright
- #2 Zachary Davis
- #10 Myles Stute
- #15 Morris Ugusuk
- #30 Collin Murray-Boyles
- #31 Benjamin Bosmans-Verdonk

Guards (10)

- #1 Jacobi Wright
- #2 Zachary Davis
- #4 Weston Coggeshall
- #6 Jamarii Thomas
- #10 Myles Stute
- #13 Austin Herro
- #14 Lance Piper
- #15 Morris Ugusuk
- #21 Arden Conyers
- #23 Cam Scott

Forwards (5)

- #0 Jordan Butler
- #5 Nick Pringle
- #30 Collin Murray-Boyles
- #33 Okku Federiko
- #31 Benjamin Bosmans-Verdonk

By Height

- #6 Jamarii Thomas (5-11)
- #4 Weston Coggeshall (6-2)
- #1 Jacobi Wright (6-2)
- #13 Austin Herro (6-3)
- #15 Morris Ugusuk (6-4)
- #4 Lance Piper (6-5)
- #23 Cam Scott (6-6)
- #10 Myles Stute (6-6)
- #12 Zachary Davis (6-7)
- #21 Arden Conyers (6-7)
- #33 Okku Federiko (6-8)
- #30 Collin-Murray Boyles (6-8)
- #31 Benjamin Bosmans-Verdonk (6-9)
- #5 Nick Pringle (6-10)
- #0 Jordan Butler (7-0)

2024-25 SOUTH CAROLINA MEN'S BASKETBALL ROSTER

Alphabetical Roster

No.	Name	Pos.	Ht.	Wt.	Cl.	Exp.	Hometown // Last School
31	Benjamin Bosmans-Verdonk	F	6-9	260	GR	2L	Lommel, Belgium // Illinois
0	Jordan Butler	F	7-0	240	SO	TR	Greenville, S.C. // Missouri
4	Weston Coggeshall	G	6-2	180	FR	HS	Charleston, S.C. // Philip Simmons
21	Arden Conyers	G	6-7	204	FR	HS	Columbia, S.C. // Westwood (Blythewood, S.C.)
12	Zachary Davis	G	6-7	194	SO	1L	Orangeburg, S.C. // Denmark-Olar
33	Okku Federiko	F	6-8	210	FR	HS	Helsinki, Finland // DRIVE Basketball Academy (Finland)
13	Austin Herro	G	6-3	180	FR	RS	Milwaukee, Wisc. // Whitnall (Greenfield, Wisc.)
30	Collin Murray-Boyles	F	6-8	245	SO	1L	Columbia, S.C. // Wasatch Academy (Mt Pleasant, Utah)
14	Lance Piper	G	6-5	180	FR	HS	Holtsville, N.Y. // Phelps School (Malvern, Pa.)
5	Nick Pringle	F	6-10	225	GR	TR	Seabrook, S.C. // Alabama
23	Cam Scott	G	6-6	171	FR	HS	Lexington, S.C. // Lexington
10	Myles Stute	G	6-6	210	SR	1L	Washington, D.C. // Vanderbilt
6	Jamarii Thomas	G	5-11	190	SR	TR	Greensboro, N.C. // Norfolk State
15	Morris Ugusuk	G	6-4	170	SO	1L	Helsinki, Finland // DRIVE Basketball Academy (Finland)
1	Jacobi Wright	G	6-2	190	SR	3L	Fort Mill, S.C. // Legacy Early College (Greenville, S.C.)

Numerical Roster

No.	Name	Pos.	Ht.	Wt.	Cl.	Exp.	Hometown // Last School
0	Jordan Butler	F	7-0	240	SO	TR	Greenville, S.C. // Missouri
1	Jacobi Wright	G	6-2	190	SR	3L	Fort Mill, S.C. // Legacy Early College (Greenville, S.C.)
2	Zachary Davis	G	6-7	200	JR	2L	Orangeburg, S.C. // Denmark-Olar
4	Weston Coggeshall	G	6-2	180	FR	HS	Charleston, S.C. // Philip Simmons
5	Nick Pringle	F	6-10	225	GR	TR	Seabrook, S.C. // Alabama
6	Jamarii Thomas	G	5-11	190	SR	TR	Greensboro, N.C. // Norfolk State
10	Myles Stute	G	6-6	210	SR	1L	Washington, D.C. // Vanderbilt
13	Austin Herro	G	6-3	180	FR	RS	Milwaukee, Wisc. // Whitnall (Greenfield, Wisc.)
14	Lance Piper	G	6-5	180	FR	HS	Holtsville, N.Y. // Phelps School (Malvern, Pa.)
15	Morris Ugusuk	G	6-4	170	SO	1L	Helsinki, Finland // DRIVE Basketball Academy (Finland)
21	Arden Conyers	G	6-7	212	FR	RS	Columbia, S.C. // Westwood (Blythewood, S.C.)
23	Cam Scott	G	6-6	171	FR	HS	Lexington, S.C. // Lexington
30	Collin Murray-Boyles	F	6-8	245	SO	1L	Columbia, S.C. // Wasatch Academy (Mt Pleasant, Utah)
31	Benjamin Bosmans-Verdonk	F	6-9	260	GR	2L	Lommel, Belgium // Illinois
33	Okku Federiko	F	6-8	210	FR	HS	Helsinki, Finland // DRIVE Basketball Academy (Finland)

Head Coach: Lamont Paris (Wooster, '96 ; Indiana State '00)

Assistant Coach: Tanner Bronson (Wisconsin, '08)

Assistant Coach: Eddie Shannon (Florida, '99)

Assistant Coach: Will Bailey (UAB, '97)

Assistant Coach: David McKinley (Ohio, '13)

Special Assistant to the Head Coach: Carey Rich (South Carolina, '95)

Director of Basketball Operations: Colby Arendale (Chattanooga, '18)

Director of Video Services: Roman DiPasquale (Wisconsin, '11)

Strength & Conditioning Coach: Scott Greenawalt (Muskingum College, '98)

Athletic Trainer: Mark Rodger (Buffalo, '01)

Assistant AD/Athletics Communications and Public Relations: Michael DeBates (Iowa State, '14)

Director of Academics: Kaitlyn McCanna-Doty (Texas Lutheran, '11)

Creative Media Producer: Sam Straker (Ohio Northern, '22)

Chief Development Officer/Sport Admin: Tyson Lusk (North Carolina, '09 ; Georgetown, '17)

Special Assistant to the Athletics Director/Sport Admin: Charles Waddell (North Carolina, '75)

TOP RETURNING

Scorer.....Murray-Boyles, 10.4 ppg
 Rebounder.....Murray-Boyles, 5.7 rpg
 Assist Maker.....Wright, 1.9 apg
 FG Shooter * Murray-Boyles, 59.7%
 3-Point FG Shooter \$.....Stute, 38.5%
 FT Shooter \$Wright, 71.4%
 Shot Blocker.....Murray-Boyles, 1.0 bpg
 Steal Maker.....Murray-Boyles, 1.0 spg

* at least 75 attempts

\$ at least 20 attempts

PRONUNCIATION GUIDE

#4 Weston Cogg-**eh-SHALL**

#10 Myles **STEW**-tee

#15 Morris **OO-GUH**-sook

#30 Collin murray-**BOY-ulz**

#31 Benjamin **BOSE**-mans-ver-**DONK**

#33 oo-**COU** fed-a-**RICO**



HEAD COACH LAMONT PARIS

HEAD COACH | EIGHTH SEASON OVERALL | 136-120 (.531) | THIRD SEASON AT SOUTH CAROLINA | 49-48 (.505)

THE PARIS FILE

COACHING

Experience

28th year

College Head Coach Experience

8th season

Hire Date At Carolina

Thursday, March 24, 2022

PERSONAL

Hometown

Findlay, Ohio

Alma Mater

Wooster, 1996 (Bachelors - Economics)

Indiana State, 2000 (Masters - Rec. & Sport Mgmt.)

COACHING RESUME

College Assistant Coach

Wooster, 1997-98

DePauw, 1998-99

IUP, 2000-04

Akron, 2004-10

Wisconsin, 2010-17

College Head Coach

Chattanooga, 2017-22

South Carolina, 2022-present

Lamont Paris, who has been a part of nine NCAA Division I Tournaments and 18 twenty-win seasons as a college head and assistant coach, was named the University of South Carolina's 33rd head coach by Director of Athletics Ray Tanner on Thursday, March 24, 2022.

Paris, 49, is the first African-American head coach in the history of the Gamecock men's basketball program. The 2024 SEC Coach of the Year enters his third season leading the program in 2024-25.

In year two (2023-24), Paris and his staff helped orchestrate the greatest single-season turnaround in program history as South Carolina went 26-8 and returned to the NCAA Tournament for the first time since 2017. The 26 victories tied the 2016-17 Final Four team for the most single-season wins in program history. Carolina's 15-win improvement was tied for the second-best mark in the nation. The team's 25 regular season wins were a new program record. The Gamecocks went 13-5 in SEC play, good for a T-2nd finish in the league. The 13 SEC wins tied the 1997 SEC title team for the most SEC wins in program history (Carolina joined the league in 1991-92). Paris was named SEC Coach of the Year by the league's coaches and the AP (first coach in program history to be named SEC Coach of the Year by the media). He was one of four finalists for the 2024 Naismith National Coach of the Year and the Ben Jobe Award.

The Gamecocks won seven SEC games on the road in 2023-24, tying the 1996-97 team for the most SEC victories away from home in a single season. Carolina finished the year with a 12-5 record in true road and neutral site games. The Gamecocks were one of just 18 teams in the country with multiple top-10 wins and one of five teams in the nation with a top-five true road win. Carolina had a seven-game SEC win streak, which included beating No. 6/6 Kentucky 79-62 at home on Jan. 23 and No. 5/5 Tennessee, 63-59, in Knoxville on Jan. 30. Per Elias Sports Bureau, it was the first time the Gamecocks had defeated a pair of top-10 teams in a three-game stretch since 1968. Carolina's win over the Vols was the team's first AP Top-Five road victory since defeating No. 3 Kentucky, 72-66, on March 2, 1997. The Gamecocks returned to the top-25 for the first time since 2017 back in Week 14 on Feb. 5 and remained there the last seven weeks of the season. The team finished the year ranked No. 23 in the final USA Today Coaches Poll and No. 25 in the final AP Top-25, marking the first time Carolina was ranked in the final AP poll since 1998. The Gamecocks were ranked as high as No. 11 in both major polls.

Carolina allowed just 66.4 points per game during the regular season in 2023-24, which led the SEC. The Gamecocks held 25 opponents below 70 points, which T-7th best mark in the nation. Carolina was one of just four teams in the SEC to rank in the top-50 of adjusted efficiency on offense and defense via KenPom.

In his first season (2022-23), South Carolina had an overhauled roster with eight new players, including just 14.9 percent of the team's scoring and 18.4 percent of the minutes played returning from the season prior. The Gamecocks defeated Clemson at home, 60-58, for the first time since Dec. 19, 2014. Chico Carter Jr. hit the game-winning bucket with 0.9 seconds remaining. Paris became the first Gamecock head coach since Dave Odom in 2001 to defeat the in-state Tigers in his first season. The conference slate was highlighted by road wins at Kentucky, at Ole Miss and at LSU. The Gamecocks wire-to-wire victory at Rupp Arena on Jan. 10 was the team's first there since 2009 and just the program's third all-time win in Lexington since joining the SEC (1992). Ohio State transfer Meechie Johnson made six 3s and scored a career-high 26 points to lead the Gamecocks. Paris joined Eddie Fogler (1997) and Darrin Horn (2009) as the only Gamecock head coaches all-time to win in the historic building.

Paris came to Carolina after five seasons as the head coach at University of Tennessee at Chattanooga, coaching the Mocs to an 87-72 overall record (.547), including a 65-29 mark his last three seasons.

In his 17 seasons as a collegiate assistant coach prior to becoming head coach at Chattanooga, teams associated with Paris were 497-217 (.696) with five conference titles and 12 NCAA Tournament appearances (Division I and II), reaching two Final Fours.

Paris spent seven seasons as an assistant at Wisconsin from 2010-17 working for Bo Ryan and Greg Gard. The Badgers went to the NCAA Tournament every year with four Sweet 16 appearances and back-to-back trips to the Final Four in 2014 and 2015. Wisconsin played for the National Championship in 2015 after going 36-4 and winning both the Big Ten regular season and tournament titles. The Badgers took down No. 1 overall seed Kentucky in the National Semifinal, ending the Wildcats' previously undefeated season.



PARIS' CAREER RECORD, YEAR-BY-YEAR

SEASON	RECORD	CONFERENCE (FINISH)	POSTSEASON
2017-18 (CHATT)	10-23	3-15 (10th)	-
2018-19 (CHATT)	12-20	7-11 (5th)	-
2019-20 (CHATT)	20-13	10-8 (T-5th)	-
2020-21 (CHATT)	18-7	9-7 (4th)	-
2021-22 (CHATT)	27-8	14-4 (1st)	0-1 ; NCAA First Round
2022-23 (SC)	11-21	4-14 (12th)	-
2023-24 (SC)	26-8	13-5 (T-2nd)	0-1 ; NCAA First Round
2024-25 (SC)	12-19	2-16 (16th)	-
Totals	136-120 (.531)	62-80 (.437)	0-2 (.000) • 2 NCAAs

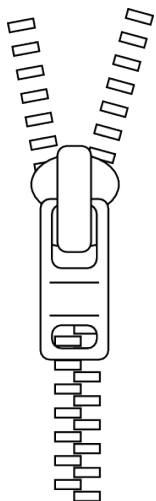
QZ Records in 2024-25 SZN

The quarter-zip has been a featured staple of head coach Lamont Paris' wardrobe since he arrived on campus in late March of 2022. Gamecock fans across the country began to quickly realize through various posts on social media and appearances made by Paris throughout the community how important this article of clothing was to him. His commitment to wearing the 1/4 zip in any and all situations with weather playing zero factor also became very apparent. If it's 95 degrees with 100 percent humidity in the heart of July in famously hot Columbia, the chances of seeing Paris in a 1/4 zip are in the 99th percentile.

The Q-zip, as its affectionally become known by South Carolina fans far and wide, is a popular choice for fall and winter weather. It's versatile and dynamic. It's light and comfortable enough to be worn indoors, but it also is thick and durable enough to layer up when a jacket is too heavy for full comfort. Every quarter-zip is different with different features like zippered pockets for added storage. You have a number of different options to style it by simply just adjusting the zipper height.

A 1/4 zip camera has been added to all home games at CLA in honor of Paris' fashion icon status amongst the Gamecock faithful.

To the right is a breakdown of his record this season in each 1/4 zip he has worn on the sidelines. Zip through it quickly and enjoy.



BLACK WITH GAMECOCK
MBB WORDMARK: 3-8



BLACK WITH WHITE OUT-
LINE BLOCK C: 0-2



GRAY ON GRAY GC MBB
WORDMARK: 1-0



WHITE WITH GRAY RIBBED
SLEEVES: 0-1



BLACK HB WITH WHITE
CIRCLE & BLOCK C: 0-4



WHITE WITH STACKED
BLOCK C: 7-1



GARNET HB WITH SCRIPT
CAROLINA: 1-1



BLACK SCRIPT CAROLINA
w/ CVC logo: 0-1



GARNET STRIPED GC SUP-
PLY W/ ROOSTER: 0-1

GAMECOCK SUPERLATIVES UNDER PARIS (FIRST SEASON WAS 2022-23)

Most Field Goals Made

- 33, George Washington, Dec. 1, 2023
- 32, Arkansas, Mar. 14, 2024
- 32, Mississippi State, Mar. 9, 2024 (OT game)
- 31, vs. Virginia Tech, Nov. 10, 2023
- 30, #25 Clemson, Dec. 17, 2024**
- 30, SC State, Nov. 8, 2024**
- 30, vs. Vanderbilt, Feb. 10, 2024

Most Field Goals Attempted

- 72, at Vanderbilt, Jan. 5, 2023
- 71, VMI, Nov. 13, 2023
- 68, Winthrop, Dec. 19, 2023
- 68, at Georgia, Jan. 28, 2023
- 67, SC State, Nov. 8, 2024**

Highest Field Goal Percent

- 56.4 percent (31-55), vs. Virginia Tech, Nov. 10, 2023
- 54.0 percent (27-50), East Carolina, Dec. 7, 2024**
- 54.0 percent (27-50), vs. Grand Canyon, Nov. 19, 2023
- 52.7 percent (29-55), USC Upstate, Nov. 6, 2023
- 52.5 percent (32-61), Arkansas, March 14, 2024

Lowest Field Goal Percent

- 25.0 percent (12-48), #8/9 Tennessee, Jan. 7, 2023
- 28.1 percent (16-57), #12/12 Auburn, Mar. 15, 2024
- 29.3 percent (17-58), #14/14 Miss. State, Jan. 25, 2025**
- 30.9 percent (17-55), at Alabama, Jan. 9, 2024
- 31.1 percent (19-61), vs. Colorado State, Nov. 17, 2022

Most 3-Point Field Goals Made

- 18, George Washington, Dec. 1, 2023
- 15, at LSU, Feb. 18, 2023
- 13, at Georgia, Jan. 28, 2023
- 12, #13/15 Texas A&M, Feb. 1, 2025**
- 12, East Carolina, Dec. 7, 2024**
- 12, Mercer, Nov. 21, 2024**
- 12, USC Upstate, Nov. 6, 2023

Most 3-Point Field Goals Attempted

- 36, at #4/4 Tennessee, March 8, 2025**
- 35, George Washington, Dec. 1, 2023
- 32, vs. Virginia Tech, Nov. 27, 2024
- 32, at LSU, Feb. 18, 2023
- 31, #13/15 Texas A&M, Feb. 1, 2025**
- 31, at Georgia, Jan. 28, 2023
- 31, at Georgetown, Dec. 3, 2022

Highest 3-Point Field Goal Percentage (min. 10 attempts)

- 55.0 (11-20), at Kentucky, Jan. 10, 2023
- 54.5 (12-22), USC Upstate, Nov. 6, 2023
- 52.6 (10-19), at Boston College, Dec. 3, 2024**
- 52.2 (12-23), East Carolina, Dec. 7, 2024**
- 51.4 (18-35), George Washington, Dec. 1, 2023

Most Free Throws Made

- 34, Texas, Feb. 22, 2025**
- 25, Radford, Dec. 22, 2024**
- 24, #25 Clemson, Dec. 17, 2024**
- 23, #24/24 Florida, Mar. 2, 2024
- 22, #14/14 Miss. State, Jan. 25, 2025**
- 22, Towson, Nov. 12, 2024**
- 22, #13/12 Auburn, Feb. 14, 2024
- 22, Florida A&M, Dec. 30, 2023

Most Free Throws Attempted

- 45, Texas, Feb. 22, 2025**
- 34, #25 Clemson, Dec. 17, 2024**
- 34, vs. DePaul, Nov. 17, 2023
- 32, Georgia, Jan. 16, 2024
- 31, #24/24 Florida, Mar. 2, 2024
- 31, Georgia, March 4, 2023

Highest Free Throw Percentage (min. 10 attempts)

- 100 percent (12-12), Winthrop, Dec. 19, 2023
- 94.4 percent (17-18), at LSU, Feb. 18, 2023
- 93.3 percent (14-15), #8/9 Tennessee, Jan. 7, 2023
- 92.6 percent (25-27), Radford, Dec. 22, 2024**
- 88.9 percent (16-18), at Missouri, Jan. 13, 2024

Most Offensive Rebounds

- 21, #14/14 Miss. State, Jan. 25, 2025**
- 21, VMI, Nov. 13, 2023
- 19, Clemson, Nov. 11, 2022
- 18, SC State, Nov. 8, 2024**
- 18, Winthrop, Dec. 19, 2023
- 18, Eastern Michigan, Dec. 30, 2022

Most Defensive Rebounds

- 38, at Vanderbilt, Jan. 5, 2022
- 35, USC Upstate, Nov. 6, 2023
- 34, WKU, Dec. 22, 2022
- 33, SC State, Nov. 8, 2024**
- 33, at Florida, Jan. 25, 2023

Most Total Rebounds

- 51, SC State, Nov. 8, 2024**
- 51, WKU, Dec. 22, 2022
- 50, Clemson, Nov. 11, 2022
- 46, Eastern Michigan, Dec. 30, 2022
- 45, #14/14 Miss. State, Jan. 25, 2025**
- 45, USC Upstate, Nov. 6, 2023
- 45, at Florida, Jan. 25, 2023

Most Personal Fouls

- 25, at Vanderbilt, Jan. 5, 2022
- 24, Georgia, Jan. 16, 2024
- 24, vs. Grand Canyon, Nov. 19, 2023
- 24, vs. DePaul, Nov. 17, 2023
- 23, at #16/16 Indiana, Nov. 16, 2024**
- 23, #16/17 Auburn, Jan. 21, 2023

Most Points

- 94, Florida A&M, Dec. 30, 2023
- 93, Mississippi State, Mar. 9, 2024 (OT game)
- 91, #25 Clemson, Dec. 17, 2024 (OT game)**
- 89, George Washington, Dec. 1, 2023
- 86, SC State, Nov. 8, 2024**

Fewest Points

- 42, #8/9 Tennessee, Jan. 7, 2023
- 45, at #11/13 Tennessee, Feb. 25, 2023
- 47, at Alabama, Jan. 9, 2024
- 41, Miss. State, Jan. 31, 2023
- 53, Texas A&M, Jan. 14, 2023
- 53, vs. Colorado State, Nov. 17, 2022

Most Assists

- 25, at Georgia, Feb. 3, 2024
- 22, at Texas A&M, Feb. 28, 2024
- 21, Vanderbilt, Feb. 10, 2024
- 21, Florida A&M, Dec. 30, 2023
- 20, at Mississippi State, Mar. 9, 2024

Fewest Turnovers

- 3, George Washington, Dec. 1, 2023
- 5, Georgia, March 4, 2025**
- 6, Charleston Southern, Dec. 16, 2023
- 6, Presbyterian, Dec. 11, 2022
- 7, Vanderbilt, Feb. 10, 2024

Most Turnovers

- 25, at Vanderbilt, Jan. 15, 2025**
- 19, #14/14 Miss. State, Jan. 25, 2025**
- 19, Clemson, Nov. 11, 2022
- 18, at LSU, Feb. 18, 2025**
- 18, Miss. State, Jan. 31, 2023
- 18, at Georgia, Jan. 28, 2023
- 18, #8/9 Tennessee, Jan. 7, 2023

Most Blocks

- 8, UNF, Nov. 4, 2024**
- 8, Georgia, Jan. 16, 2024
- 7, vs. Davidson, Nov. 18, 2022
- 6, Radford, Dec. 22, 2024**
- 6, SC State, Nov. 8, 2024**
- 6, #24/24 Florida, Mar. 2, 2024
- 6, Kentucky, Jan. 23, 2024
- 6, George Washington, Dec. 1, 2023
- 6, Georgia, March 4, 2023

Most Steals

- 13, #14/14 Miss. State, Jan. 25, 2025**
- 10, #8/9 Tennessee, Jan. 7, 2023
- 9, at Georgia, Jan. 28, 2025**
- 9, vs. ECU, Dec. 17, 2022
- 8, at Oklahoma, Jan. 18, 2025**
- 8, USC Upstate, Dec. 14, 2024**
- 8, Mercer, Nov. 21, 2024**
- 8, Towson, Nov. 12, 2024**
- 8, #24/24 Florida, Mar. 2, 2024
- 8, Missouri, Jan. 27, 2024
- 8, at Alabama, Jan. 9, 2024
- 8, vs. Virginia Tech, Nov. 10, 2023
- 8, Miss. State, Jan. 31, 2023

Most Points By Opponent

- 101, at #14/16 Missouri, Feb. 25, 2025**
- 101, #13/12 Auburn, Feb. 14, 2024
- 94, Texas A&M, Jan. 14, 2023
- 89, Mississippi State, Mar. 9, 2024 (OT game)
- 88, #3/3 Florida, Feb. 15, 2025**
- 88, #5/5 Alabama, Jan. 8, 2025**
- 88, #25 Clemson, Dec. 17, 2024 (OT game)**

Fewest Points By Opponent

- 43, Elon, Dec. 22, 2023
- 48, Radford, Dec. 22, 2024**
- 51, at Boston College, Dec. 3, 2024**
- 53, Arkansas, March 1, 2025**
- 53, USC Upstate, Dec. 14, 2024**
- 53, Notre Dame, Nov. 28, 2023
- 53, USC Upstate, Nov. 25, 2022

Most Field Goals Made By Opponent

- 40, at #14/16 Missouri, Feb. 25, 2025**
- 36, at #13/12 Auburn, Feb. 14, 2024
- 36, at #11/13 Tennessee, Feb. 25, 2023
- 35, #5/5 Alabama, Jan. 8, 2025**
- 35, #8/9 Tennessee, Jan. 7, 2023
- 35, Colorado State, Nov. 17, 2022

Fewest Field Goals Made By Opponent

- 15, Arkansas, March 1, 2025**
- 16, Towson, Nov. 12, 2024**
- 16, Elon, Dec. 22, 2023
- 16, Winthrop, Dec. 19, 2023
- 17, Notre Dame, Nov. 28, 2023

Highest Opponent Field Goal Percent

- 63.5 (40-63), at #14/16 Missouri, Feb. 25, 2025**
- 61.0 (36-59), at #13/12 Auburn, Feb. 14, 2024
- 60.4 (32-53), at #3/3 Florida, Feb. 15, 2025**
- 59.6 (28-47), vs. Oregon, Mar. 21, 2024
- 58.3 (35-60), Colorado State, Nov. 17, 2022

Lowest Opponent Field Goal Percent

- 28.8% (15-52), Arkansas, March 1, 2025**
- 29.6% (16-54), Towson, Nov. 12, 2024**
- 32.0% (16-50), Elon, Dec. 22, 2023
- 32.7% (17-52), Notre Dame, Nov. 28, 2023
- 33.3% (19-57), at Boston College, Dec. 3, 2024**
- 33.3% (18-54), Ole Miss, Feb. 24, 2024

Most Rebounds By Opponent

- 48, Vanderbilt, Feb. 14, 2023
- 48, Texas A&M, Jan. 14, 2023
- 48, #8/9 Tennessee, Jan. 7, 2023
- 45, vs. Georgia, Jan. 16, 2024
- 44, at Vanderbilt, Jan. 5, 2023

Fewest Rebounds By Opponent


- 23, Presbyterian, Dec. 30, 2024**
- 23, vs. Virginia Tech, Nov. 10, 2023
- 24, Radford, Dec. 22, 2024**
- 25, at Vanderbilt, Jan. 15, 2025**
- 25, Georgia, March 4, 2023
- 25, Presbyterian, Dec. 11, 2022

Most Turnovers By Opponent

- 17, #14/14 Miss. State, Jan. 25, 2025**
- 16, VMI, Nov. 13, 2023
- 16, Miss. State, Jan. 31, 2023
- 15, USC Upstate, Dec. 14, 2024**
- 15, at Alabama, Jan. 9, 2024
- 15, Elon, Dec. 22, 2023

BOLD happened this season

GAMECOCK BASKETBALL ASSISTANT COACHES & SUPPORT STAFF



> **Tanner Bronson, Assistant Coach (Wisconsin, '08)**

- Served in same capacity at Chattanooga for five seasons (2017-22) under Paris ; third season at South Carolina
- Was assistant at St. Louis (2012-16) prior to joining the Mocs ; team won 103 games in his five seasons there and made three NCAA appearances, winning a game each time
- Went from manager, to walk-on to scholarship player at Wisconsin under Bo Ryan ; was on four NCAA teams (Elite Eight in 05' and Sweet Sixteen in 08')




> **Will Bailey, Assistant Coach (UAB, '97)**

- Third season with the Gamecocks and first under Paris ; was an assistant under Frank Martin from 2020-22 at South Carolina
- Chicago native who most recently worked as assistant at Loyola University Chicago in 2023-24
- Had two different stints under Travis Ford at St. Louis as an assistant coach, first for four seasons from 2016-19 and then for one season in 2022-23 ; was an assistant at La Salle for six seasons and was on staff for the Explorers' 2013 Sweet 16 squad



> **Eddie Shannon, Assistant Coach (Florida, '99)**

- Third season at Carolina ; spent three seasons at Chattanooga (2019-22) under Paris ; also was assistant at Canisius (2017-19)
- Played professionally overseas for 10 seasons with stops in Italy, France, Russia, Sweden, Croatia, Latvia, Greece, Australia, and Cyprus
- Four-year starter at Florida (1995-99), helping usher in the Billy Donovan era in Gainesville ; scored 1,168 career points and left as the career leader in steals (204) ; only player in school history with 200+ steals and he was also second in assists (493)



> **David McKinley, Assistant Coach (Ohio, '13)**

- Third season at Carolina ; was on Paris' staff at Chattanooga for five seasons (2017-22) in variety of roles
- Served as Director of Player Development in first season at Carolina (2022-23) ; was assistant coach for the Mocs for three seasons (2019-22)
- Played collegiately at Ohio University where he was a four-year letterwinner from 2010-13 ; team captain his last two years and member of Bobcat team that won school record 29 games and advanced to the Sweet Sixteen




> **Colby Arendale, Director of Operations (Chattanooga, '18)**

- Third season at Carolina ; served in the same capacity at Chattanooga under Paris for the three seasons (2019-22)
- Was a student manager in 2017-18 and then a graduate manager for the Mocs from 2018-19
- Recently completed his MBA




> **Carey Rich, Special Assistant to the Head Coach (South Carolina, '95)**

- First official hire of the Paris era at South Carolina ; enters his third season with the team
- Served seven years as superintendent with the City of Columbia's Parks and Recreation Department
- Played one season at Western Carolina before returning home to finish his career with the Gamecocks (1993-95) ; scored 784 career points in Garnet & Black and dished out 340 assists in 79 games ; his 4.30 assists per game average is sixth all-time at Carolina




> **Roman DiPasquale, Director of Video Services (Wisconsin, '11)**

- Third season at South Carolina ; was on the Chattanooga staff all five seasons (2017-22) under Paris serving in a variety of roles
- Worked as the video coordinator at Stanford (2014-16)
- Also has stints in the NBA with Portland (2013-14) and Philadelphia (2011-12) ; was a student manager at Wisconsin



> **Scott Greenawalt, Strength & Conditioning Coach (Muskingum College, '98)**

- Enters his 13th season with men's basketball program in 2024-25 ; worked with men's and women's basketball at Kansas State from 2006-12 before coming to South Carolina with head coach Frank Martin
- Was a part of the staff for the best season in school history which culminated with a trip to the 2017 Final Four
- Worked at Cincinnati for eight years prior to his time in Manhattan ; was an all-conference linebacker in in for Muskingum College



Mark Rodger
Athletic Trainer



Dom Campo
Graduate Assistant



Tada Stricklen
Graduate Assistant



Michael DeBates
Assistant AD
Communications & PR



Sam Straker
Creative Media Producer



Jeremy Ford
Sports Dietician



Tyson Lusk
Sport Admin



Charles Waddell
Secondary Sport Admin



COLONIAL LIFE ARENA (TEAM'S THREE SELLOUTS LAST SEASON TIED 15-16 FOR MOST IN CLA HISTORY)
HOME OF GAMECOCK BASKETBALL SINCE 2002 - COLONIAL LIFE ARENA RECORD: 254-124 (.672)

FUN FACTS ABOUT COLONIAL LIFE ARENA

- > 16,880 cubic yards of earth moved, which is enough to fill 222 swimming pools
- > 3,848 tons of steel, which would weigh equal to 96,200 quarters, which would equal \$24,050
- > 125 miles of cable, which would stretch between Columbia and Folly Beach
- > 1,872 tons of cooling, which would cool an average of 12 grocery stores
- > 205,384 bricks and 60,137 concrete blocks, which would stretch the entire length of Lake Murray (41 miles)
- > 8,750 gallons of paint, which would paint approximately 115 average Columbia 2-story houses
- > 4,781 square yards of carpet, which would carpet approximately the field at Williams-Brice Stadium
- > 443 people working on building the arena at a given time, which would staff 44 fast food restaurants
- > 1,158,000 man-hours to complete Colonial Life Arena, which would equal two working hours from each person living in the Columbia Metro area



CHRIS SILVA THROWS IN A SILVA SLAM FOR TWO OF HIS 27 POINTS THAT LED THE GAMECOCKS TO VICTORY VS. NO. 18 KENTUCKY, 76-68, ON JAN. 16, 2018. CAROLINA TRAILED BY AS MANY AS 14 POINTS IN THE SECOND HALF.

**KEY ARENA DATES/
MEMORABLE MOMENTS**

- > April 2001 - Construction begins
- > Nov. 24, 2002 - Carolina defeats ETSU, 71-66, in its first contest in the building
- > Jan. 8, 2003 - The Gamecocks post a 55-49 win in the first SEC contest at the building over Ole Miss.
- > March 15, 2006 - Carolina defeats Western Kentucky, 74-55, in the first round of the Postseason NIT. The Gamecocks would go on to win their second straight NIT Championship later that month.
- > Jan. 21, 2009 - Zam Fredrick scores on a last second lay-in to propel the Gamecocks past Florida, 70-69, at the buzzer. Carolina would go on to capture the 2009 SEC Eastern Division Co-Championship.
- > Jan. 26, 2010 - Led by heralded senior Devan Downey, Carolina posted its first win over a No. 1 ranked opponent (AP poll) in school history when it defeated top-ranked Kentucky, 68-62.
- > Feb. 7, 2017 - The Gamecocks would battle Alabama into a four-overtime contest, with the Crimson Tide eventually closing the 90-86 win. Senior guard Sindarius Thornwell scored 44 points and pulled down 21 rebounds in the game. Carolina would go on to its first Final Four in program history later that season.
- > Nov. 15, 2019 - Carolina captures its 200th victory at Colonial Life Arena with a 90-63 win over Cleveland State.
- > Jan. 23, 2024 - The Gamecocks dominated No. 6/6 Kentucky, 79-62. It was the program's highest margin of victory ever over a top-10 team ever.



DEVAN DOWNEY VS. KENTUCKY, JAN. 26, 2010 - HE SCORED 30 POINTS AS CAROLINA BEAT THE TOP-RANKED WILDCATS, 68-62.



TA'LOON COOPER TIED A CAREER-HIGH WITH 20 POINTS IN A 79-62 ROUT OVER NO. 6/6 KENTUCKY ON JAN. 23, 2010. CAROLINA HELD THE NATION'S BEST SCORING OFFENSE TO A SEASON-LOW IN POINTS.

2024-25 GAMECOCK SUPERLATIVES

GAMECOCKS'

24-25 RECORD WHEN ...

At home	10-8
On the road	1-10
At neutral sites	1-1
In overtime	1-1
vs. Top 25 team	1-13
vs. Top 10 team	-
vs. Top 5 team	0-5
Leading at half	9-4
Trailing at half	3-15
Tied at half	-
Shooting 50% or better	3-0
Shooting between 39-49.9%	9-13
Shooting less than 39%	0-6
Opp. shooting 50% or better	0-9
Opp. shooting between 40-49.9%	5-10
Opp. shooting less than 40%	7-0
Shooting better than opp.	11-3
Shooting worse then/equal to opp.	1-16
Starters out-score opp. starter	10-7
Opp. starters score/equal more	2-12
Bench out-scores opp. bench	7-4
Opp. bench scores>equals more	5-15
Having more FTs than opp.	10-14
Having equal/less FTs than opp.	2-5
Have more TOs than opp.	7-16
Having equal/less TOs than opp.	5-3
Having more rebounds than opp.	11-9
Having equal/less rebounds than opp.	1-10
Making 6 or more 3FGs	9-8
Having 15 or more assists	7-3
Score more points in paint than opp.	7-4
Scoring equal/less points in paint than opp.	5-15
Scoring more points off TOs than opp.	8-3
Scoring equal/less points off TOs than opp.	4-16
Scoring more 2nd-chance points than opp.	9-8
Scoring equal/less 2nd-chance points than opp.	3-11
Scoring more fast break points than opp.	3-3
Scoring equal/less fast break points than opp.	9-16
Wearing White uniforms	10-8
Wearing Garnet uniforms	0-5
Wearing Black uniforms	2-6
Wearing Throwback White uniforms	3-4
Playing on live TV/live broadcast	12-19
Playing in November	4-3
Playing in December	6-0
Playing in January	0-8
Playing in February	1-6
Playing in March	1-2
Playing a day game	5-7
Playing a night game	7-12
Playing on a Monday	1-2
Playing on a Tuesday	3-4
Playing on a Wednesday	1-4
Playing on a Thursday	1-0
Playing on a Friday	1-0
Playing on a Saturday	4-10
Playing on a Sunday	1-0
Scoring margin is 5 points or less	1-7
Margin is between 6-10	3-3
Margin is between 11-20	4-5
Margin is more than 20	4-4
Scoring 59 points or less	0-2
Scoring 60-69 points	1-13
Scoring 70-79 points	6-4
Scoring 80-89 points	4-0
Scoring 90-99 points	1-0
Scoring 100+ points	-

MISCELLANEOUS

Current streak	L2
Home court streak	L1
Away streak	L9
Neutral court streak	W1

Scoring Leaders	'24-25	Career
Collin Murray-Boyles	15	20
Myles Stute		2*
Jamarii Thomas	7	7*
Morris Ugusuk	3	3
Zachary Davis	2	3
Jacobi Wright	3	3
Nick Pringle	1	1*

Rebounding Leaders	'24-25	Career
Collin Murray-Boyles	18	29
Nick Pringle	11	11*
Zachary Davis	4	7
Myles Stute		3*
Benjamin Bosmans-Verdonk		2*
Jacobi Wright	2	2
Jamarii Thomas	1	1*

Assists Leaders	'24-25	Career
Jacobi Wright	8	30
Collin Murray-Boyles	10	13
Jamarii Thomas	14	14*
Zachary Davis	7	12
Benjamin Bosmans-Verdonk		3*
Morris Ugusuk	1	3
Nick Pringle	1	1*
Myles Stute		1*

Blocks Leaders	'24-25	Career
Collin Murray-Boyles	19	29
Zachary Davis	1	9
Benjamin Bosmans-Verdonk	1	8*
Nick Pringle	6	6*
Morris Ugusuk	1	4
Jacobi Wright	2	4
Jordan Butler	4	4*
Myles Stute	2	2*
Jamarii Thomas	1	1*
Arden Conyers	1	1

Steals Leaders	'24-25	Career
Collin Murray-Boyles	14	26
Zachary Davis	11	29
Jacobi Wright	4	16
Jamarii Thomas	10	10*
Myles Stute	3	7*
Morris Ugusuk	2	4
Benjamin Bosmans-Verdonk		4*
Nick Pringle	4*	4*
Arden Conyers	2	2
Jordan Butler	2	2*

Double-Figure Scoring	'24-25	Career
Jamarii Thomas	20	62
Myles Stute	2	45
Collin Murray-Boyles	27	40
Nick Pringle	14	33
Jacobi Wright	10	29
Zachary Davis	11	18
Morris Ugusuk	6	8
Arden Conyers	4	4
Jordan Butler		1
Benjamin Bosmans-Verdonk		1

20+ points	'24-25	Career
Jamarii Thomas	3	14
Collin Murray-Boyles	11	13
Myles Stute		5
Zachary Davis	2	2
Jacobi Wright	2	2
Morris Ugusuk	1	1

30+ points	'24-25	Career
Collin Murray-Boyles	1	2
Jamarii Thomas		1

Double-Figure Rebounding	'24-25	Career
Collin Murray-Boyles	9	12
Nick Pringle	5	12
Zachary Davis	2	2
Jacobi Wright	1	1
Myles Stute		1

Miscellaneous

Largest Halftime Lead	
SC	18, Texas (2/22/25) & Arkansas (3/1/25)
Opp	25, at #17/16 Miss. St., Jan. 4, 2025
Smallest Halftime Lead	
SC	4, Mercer, Nov. 21, 2024
Opp	4, at OU, 1/8/25 & at #3/3 Florida 2/15/25
Fewest Points In First Half	
SC	18, at #17/16 Miss. St., Jan. 4, 2025
Opp	14, Arkansas, March 1, 2025
Most Points In First Half	
SC	43, Towson, Nov. 12, 2024
Opp	45, #5/5 Alabama, Jan. 8, 2025
Fewest Points In Second Half	
SC	23, #2/2 Auburn, Jan. 11, 2025
Opp	12, Radford, Dec. 22, 2024
Most Points In Second Half	
SC	48, Mercer, Nov. 21, 2024
	& ECU, Dec. 7, 2024
Opp	54, #25/RV Clemson, Dec. 17, 2024
Most Points in Overtime	
SC	11, #25/RV Clemson, Dec. 17, 2024
Opp	10, #14/14 Miss. St., Jan. 25, 2025
Largest Margin of Victory	
SC	26, Towson (11/12) & Radford (12/22), Nov. 12, 2024
Opp	35, at #17/16 Miss. St., Jan. 4, 2025
Smallest Margin of Victory	
SC	3, #25/RV Clemson, Dec. 17, 2024
Opp	1, #5/5 Florida, Jan. 22, 2025

5+ assists	'24-25	Career
Jamarii Thomas	6	22
Jacobi Wright	4	6
Collin Murray-Boyles	4	6
Zachary Davis	1	1
Morris Ugusuk		1
Benjamin Bosmans-Verdonk		1

3+ steals	'24-25	Career
Jamarii Thomas	3	19
Collin Murray-Boyles	5	9
Zachary Davis	4	7
Myles Stute		2
Morris Ugusuk	1	1

2+ blocks	'24-25	Career
Collin Murray-Boyles	15	22
Nick Pringle	3	12
Jordan Butler	2	11
Myles Stute	1	2
Zachary Davis		1

Double-Doubles	'24-25	Career
Collin Murray-Boyles	8	10
Nick Pringle	3	9
Myles Stute		1

Dunks	'24-25	Career
Collin Murray-Boyles	26	47
Nick Pringle	32	32*
Zachary Davis	11	25
Benjamin-Bosmans Verdonk	1	5*
Jamarii Thomas	4	4*
Cam Scott	4	4
Myles Stute		2*
Morris Ugusuk		1

- tied for team lead also included

- * indicates at Carolina ONLY



2024-25 SOUTH CAROLINA BASKETBALL

OVERALL: 12-19 // SEC: 2-16 // HOME: 10-8 // AWAY: 1-10 // NEUTRAL: 1-1

DATE	OPP.	W/L	SCORE	RECORD (SEC)	POINTS	REBOUNDS	ASSISTS	BLOCKS	STEALS	ATTENDANCE
11/4/24	North Florida	L	74-71	0-1	CMB (15)	Pringle (9)	Wright (6)	CMB (4)	CMB/Thomas (2)	12,388
11/8/24	SC State	W	86-64	1-1	Wright (20)	CMB (16)	CMB/Davis (4)	Stute (3)	Thomas (2)	12,205
11/12/24	Towson	W	80-54	2-1	CMB (27)	CMB/Pringle (9)	Thomas (5)	Pringle (1)	Thomas (2)	11,577
11/16/24	at #16/16 Indiana	L	71-87	2-2	Ugusuk (18)	Pringle (11)	Thomas (4)	Pringle (1)	Stute (2)	17,222
11/21/24	Mercer	W	84-72	3-2	Thomas (19)	CMB (9)	Wright (5)	Pringle/Wright (1)	Thomas (3)	11,054
11/25/24	#22/22 Xavier - &	L	66-75	3-3	CMB (13)	CMB/Thomas (6)	Three tied (2)	CMB (3)	CMB/Davis (2)	3,500
11/27/24	Virginia Tech- &	W	70-60	4-3	CMB (16)	CMB (8)	Davis (3)	CMB (2)	CMB (3)	3,500
12/3/24	at Boston College - ^	W	73-51	5-3	CMB (16)	CMB (14)	Thomas (5)	Stute (1)	Three tied (1)	4,607
12/7/24	East Carolina	W	75-68	6-3	Thomas (22)	CMB/Pringle (10)	Thomas (7)	CMB (1)	Stute (1)	10,997
12/14/24	USC Upstate	W	73-53	7-3	Pringle (19)	CMB (11)	Wright (6)	CMB/Pringle (2)	CMB (3)	11,092
12/17/24	#25/RV Clemson	W	91-88 (OT)	8-3	CMB (22)	CMB (9)	CMB (4)	CMB (2)	Thomas (3)	12,780
12/22/24	Radford	W	74-48	9-3	Thomas (18)	Pringle (8)	Pringle (4)	CMB (4)	Three tied (1)	10,831
12/30/24	Presbyterian	W	69-59	10-3	CMB (22)	CMB (9)	Thomas (6)	Pringle (2)	Davis (3)	10,525
1/4/25	at #17/16 Miss. St.*	L	50-85	10-4 (0-1)	Davis (22)	CMB (10)	Thomas (6)	CMB (1)	Thomas (2)	8,075
1/8/25	#5/5 Alabama*	L	68-88	10-5 (0-2)	Wright (20)	CMB (8)	CMB (3)	Five tied (1)	CMB/Wright (2)	11,115
1/11/25	#2/2 Auburn*	L	63-66	10-6 (0-3)	CMB (25)	Pringle (10)	Wright (4)	BBV (1)	Four tied (1)	13,390
1/15/25	at Vanderbilt*	L	63-66	10-7 (0-4)	Ugusuk (20)	Wright (10)	Three tied (2)	CMB (2)	Ugusuk (3)	6,443
1/18/25	at Oklahoma*	L	62-82	10-8 (0-5)	Ugusuk (15)	CMB (10)	Wright (5)	none	CMB (5)	7,264
1/22/25	#5/6 Florida*	L	69-70	10-9 (0-6)	Davis (22)	Pringle (7)	CMB (8)	CMB (3)	Davis (3)	14,930
1/25/25	#14/14 Miss. St.*	L	60-65 (OT)	10-10 (0-7)	Thomas (19)	CMB/Pringle (12)	Davis/Thomas (2)	CMB (2)	Three tied (4)	13,203
1/28/25	at Georgia*	L	60-71	10-11 (0-8)	Thomas (19)	Pringle (6)	CMB (5)	CMB (2)	Three tied (2)	7,062
2/1/25	#13/15 Texas A&M*	L	72-76	10-12 (0-9)	CMB (22)	CMB (7)	CMB (6)	CMB/Butler (2)	CMB/Thomas (2)	12,856
2/8/25	at #14/14 Kentucky*	L	57-80	10-13 (0-10)	CMB (14)	Pringle (9)	Thomas (2)	CMB/Pringle (1)	Pringle (2)	20,003
2/12/25	#19/23 Ole Miss*	L	68-72	10-14 (0-11)	CMB (20)	Davis (10)	CMB (3)	CMB (3)	Davis (3)	10,974
2/15/25	at #3/3 Florida*	L	67-88	10-15 (0-12)	Wright (13)	Davis/Wright (4)	Thomas (4)	CMB (2)	Three tied (2)	10,853
2/18/25	at LSU*	L	67-81	10-16 (0-13)	Thomas (23)	CMB (10)	Three tied (3)	CMB (2)	Davis (2)	7,403
2/22/25	Texas*	W	84-69	11-16 (1-13)	CMB (22)	CMB (10)	Three tied (3)	CMB (3)	Davis/Wright (2)	11,369
2/25/25	at #14/16 Mizzou*	L	71-101	11-17 (1-14)	CMB (27)	CMB (7)	Thomas (4)	Butler (2)	Butler (2)	12,595
3/1/25	Arkansas*	W	72-53	12-17 (2-14)	CMB (35)	Davis (10)	Davis (5)	Butler (1)	CMB (4)	11,754
3/4/25	Georgia*	L	64-73	12-18 (2-15)	CMB (24)	Davis (7)	CMB (5)	CMB (1)	Davis (2)	11,633
3/8/25	at #4/4 Tennessee*	L	65-75	12-19 (2-16)	Thomas (20)	Pringle (14)	Thomas (4)	Conyers (1)	Three tied (1)	21,678

& - Fort Myers Tip-Off (Fort Myers, Fla.) | ^ - SEC/ACC Challenge (Chestnut, Hill, Mass.) | * - indicates SEC contest home games in bold



71

GAME 1 vs. North Florida

Columbia, S.C. Colonial Life Arena Nov. 4, 2024 Gamecocks unable to close down stretch in opener



74



86

GAME 2 vs. SC State

Columbia, S.C. Colonial Life Arena Nov. 8, 2024 Wright scores career-high 20 in first win of season



64



80

GAME 3 vs. Towson

Columbia, S.C. Colonial Life Arena Nov. 12, 2024 Murray-Boyles/Pringle dominate inside to lead Gamecocks in rout



54

COLUMBIA, S.C. (AP) — Jaylen Smith scored 14 of his 16 points in the second half and North Florida rallied for a 74-71 victory over South Carolina in a season opener on Monday night.

North Florida trailed 36-31 at halftime and by five at 64-59 with 4:07 left to play after a layup by South Carolina's Jacobi Wright. But Smith made two free throws, Kamrin Oriol and Jasai Miles hit 3-pointers, and Smith followed with a layup to cap a 10-2 run and put the Ospreys up 69-66 with 42 seconds to go.

Nate Literas hit both ends of a 1-and-1 and Smith added a three-point play with 9 seconds remaining to help North Florida hold on for the victory.

Liam Murphy hit four 3-pointers and scored 14 off the bench, adding six rebounds for the Ospreys. Literas finished with 13 points and five boards. Miles totaled 11 points and nine rebounds. Oriol scored nine on 3-for-7 shooting from beyond the arc.

Preseason All-Southeastern Conference selection Collin Murray-Boyles had 17 points and seven rebounds for the Gamecocks. Zachary Davis, Jamarii Thomas and Wright, a reserve, all scored 12. Freshman Cam Scott, a homegrown product and two-time Gatorade Player of the Year in the state, debuted with six points and four rebounds in 21 minutes.

The only other time North Florida opened its season against South Carolina was in 2014. The Ospreys lost 81-56 but went on to win the Atlantic Sun Conference championship.

South Carolina head coach Lamont Paris, the reigning SEC Coach of the Year, falls to 2-1 in season openers with the Gamecocks.

COLUMBIA, S.C. (AP) — Jacobi Wright hit four 3-pointers and scored 20, Collin Murray-Boyles finished with 19 points and a career-high 16 rebounds, and South Carolina cruised to an 86-64 victory over South Carolina State on Friday night.

Wright made seven of his 10 shots from the floor, including 4 of 7 from beyond the arc, for South Carolina (1-1). Murray-Boyles hit 7 of 8 shots and 4 of 5 from the free-throw line, adding four assists. It was the sophomore's first double-double after collecting two — in back-to-back games — last season.

Jamarii Thomas scored 14 on 5-for-8 shooting for the Gamecocks. Zachary Davis pitched in with 10 points, six rebounds and four assists.

Michael Teal had 11 points to lead South Carolina State (1-1). Wilson Dubinsky had 10 points off the bench.

Davis hit a jumper to cap a 7-0 run to begin the game and South Carolina never looked back. Murray-Boyles had 12 points and eight rebounds by halftime to help the Gamecocks take a 41-25 lead into the locker room.

The Bulldogs trimmed their deficit to 11 three minutes into the second half but got no closer.

The Gamecocks are 23-0 in the series. The last time the two schools squared off was in the opener of the 2022-23 season. The Gamecocks held off the Bulldogs 79-77 in head coach Lamont Paris' coaching debut at South Carolina.

COLUMBIA, S.C. (AP) — Collin Murray-Boyles scored 27 points, was a rebound shy of a double-double and led South Carolina to an 80-54 win over Towson on Tuesday night.

Murray-Boyles shot 9-of-12 from the floor an 9 of 10 from the line in leading the Gamecocks (2-1), who shot 50%. Jacobi Wright followed up a career high of 20 points against South Carolina State with 16 against the Tigers (1-2). Nick Pringle added 15 points and nine rebounds.

Nendah Tarke scored 12 points, Tyler Tejada 11 and Christian May 10 for Towson, which shot 30%.

South Carolina outscored Towson 12-3 to start the game with six points from Murray-Boyles and led thereafter, shooting 63% in the first half with 10 points each from Murray-Boyles and Pringle. The Gamecocks led 43-26 following a 15-8 run to end the half.

The Tigers didn't get closer than 16 in the second half. Arden Conyers' 3-pointer to finish the scoring gave the Gamecocks a 26-point winning margin, their largest lead of the game.

Both teams were in the mid-teens for turnovers but South Carolina led 19-9 in points off miscues.

GAME 1

Table with 15 columns: NO. Name, Min, FG, MA, SP, FT, Rebounds, Fouls, TP, AS, TO, ST, Blocks, +/-, Shooting By Period. Includes team totals and technical fouls.

Table with 15 columns: NO. Name, Min, FG, MA, SP, FT, Rebounds, Fouls, TP, AS, TO, ST, Blocks, +/-, Shooting By Period. Includes team totals and technical fouls.

Summary table with columns: Biggest lead, Best Scoring Run, Lead Changes, Times Tied, Time with Lead, Points from Turnovers, Points from Paint, Second Chance, Fast Breaks, Bench.

GAME 2

Table with 15 columns: NO. Name, Min, FG, MA, SP, FT, Rebounds, Fouls, TP, AS, TO, ST, Blocks, +/-, Shooting By Period. Includes team totals and technical fouls.

Table with 15 columns: NO. Name, Min, FG, MA, SP, FT, Rebounds, Fouls, TP, AS, TO, ST, Blocks, +/-, Shooting By Period. Includes team totals and technical fouls.

Summary table with columns: Biggest lead, Best Scoring Run, Lead Changes, Times Tied, Time with Lead, Points from Turnovers, Points from Paint, Second Chance, Fast Breaks, Bench.

GAME 3

Table with 15 columns: NO. Name, Min, FG, MA, SP, FT, Rebounds, Fouls, TP, AS, TO, ST, Blocks, +/-, Shooting By Period. Includes team totals and technical fouls.

Table with 15 columns: NO. Name, Min, FG, MA, SP, FT, Rebounds, Fouls, TP, AS, TO, ST, Blocks, +/-, Shooting By Period. Includes team totals and technical fouls.


Summary table with columns: Biggest lead, Best Scoring Run, Lead Changes, Times Tied, Time with Lead, Points from Turnovers, Points from Paint, Second Chance, Fast Breaks, Bench.



GAME 19 vs. #5/5 Florida
Columbia, S.C.
Colonial Life Arena
Jan. 22, 2025
Davis matches career-high with 22 points to lead Gamecocks



GAME 20 vs. #14/14 Miss. State
Columbia, S.C.
Colonial Life Arena
Jan. 25, 2025
Thomas returns to lead all scorers with 19 in another heartbreaker



GAME 21 at Georgia
Athens, Ga.
Stegeman Coliseum
Jan. 28, 2025
Bulldogs use big run final 10 min of first half to push past Gamecocks

COLUMBIA, S.C. (AP) — Will Richard scored on a driving layup with 4.8 seconds remaining to lift No. 5 Florida — down 14 points in the second half — past South Carolina, 70-69 on Wednesday night.

Richard finished with 22 points for the Gators (17-2, 4-2 Southeastern Conference). He drove left from the top of the key and banked in the go-ahead layup.

Jacobi Wright's desperation 3-pointer was off the mark as South Carolina (10-9, 0-6) continued its worst start in SEC play since the 2013-14 season.

Walter Clayton Jr. had 16 points for the Gators — who trailed 52-38 with 12:46 to play — and set the program record with a 3-pointer in his 42nd straight game.

Takeaways

Florida: The Gators have had an uneven start to the SEC with a victory over the then-top ranked Tennessee and a loss to Missouri at home two games ago.

South Carolina: The Gamecocks have never started 0-7 in SEC play, but that's what looms with No. 14 Mississippi State headed to Columbia on Saturday.

Key moment

Trailing by 13 points with less than nine minutes left, Florida forced three straight turnovers in the backcourt that led to baskets that cut it to 58-51. The Gamecocks could not settle themselves after that.

COLUMBIA, S.C. (AP) — Josh Hubbard's two foul shots with 56.5 seconds left in overtime rescued No. 14 Mississippi State for a 65-60 victory over South Carolina after blowing a 14-point lead in the last nine minutes of regulation on Saturday.

The Bulldogs (16-4, 4-3 Southeastern Conference) held a 50-36 lead with 8:50 to play, but the Gamecocks rallied to tie things when Zachary Davis picked up a ball bobbled by Cameron Matthews and took it in to tie the game at 55-all with 26.1 seconds to go.

Alabama transfer Nick Pringle looked like he had tied it again after Hubbard's foul shots with an inside basket. But it was waived off for basket interference.

Riley Kugel had 15 points to lead Mississippi State.

The Gamecocks (10-10, 0-7) lost a second home heartbreaker in a week, falling to No. 5 Florida on Wednesday night 70-69 after holding a 14-point lead in the second half.

Jamarii Thomas led South Carolina with 19 points.

ATHENS, Ga. (AP) — Asa Newell scored 17 points and grabbed 10 rebounds to lead Georgia to a 71-60 victory over South Carolina on Tuesday night.

Georgia (15-6, 3-5 Southeastern Conference) snapped a four-game skid while South Carolina (10-11, 0-8) extended its losing streak to eight games.

Dakota Leffew added 14 points for the Bulldogs, who never trailed and shot 51% (26 of 51) from the field. Silas Demary Jr. scored 12 points and Dylan James had 10.

Jamarii Thomas scored 16 of his 19 points in the second half to lead South Carolina. Collin Murray-Boyles added 18 points.

Georgia opened on a 14-3 run and led 35-21 at the break. Demary Jr. scored 10 first-half points and Newell and James added eight apiece. Blue Cain's 3-pointer with 4:44 left gave the Bulldogs their largest lead, 63-47, with 4:44 to play.

Georgia is 12-1 at home that includes double-digit wins over ranked Kentucky and Oklahoma. Its only home loss was against top-ranked Auburn, 70-68 on Jan. 18.

GAME 19

Official Basketball Box Score - Final #5/6 Florida at South Carolina. Includes player stats for Florida and South Carolina, team summaries, and key statistics.

GAME 20

Official Basketball Box Score - Final #14/14 Mississippi St. at South Carolina. Includes player stats for Mississippi State and South Carolina, team summaries, and key statistics.

GAME 21

Official Basketball Box Score - Final South Carolina at Georgia. Includes player stats for South Carolina and Georgia, team summaries, and key statistics.

Summary statistics for Game 19: Biggest lead, Best Scoring Run, Lead Changes, Times Tied, Time with Lead, Points from Turnovers, Paint, Second Chance, Fast Breaks, Bench.

Summary statistics for Game 20: Biggest lead, Best Scoring Run, Lead Changes, Times Tied, Time with Lead, Points from Turnovers, Paint, Second Chance, Fast Breaks, Bench.

Summary statistics for Game 21: Biggest lead, Best Scoring Run, Lead Changes, Times Tied, Time with Lead, Points from Turnovers, Paint, Second Chance, Fast Breaks, Bench.



72

76

GAME 22 vs. #13/15 Texas A&M
 Columbia, S.C.
 Colonial Life Arena
 Feb. 1, 2025
 Murray-Boyles scores game-high
 25 points in tight battle

57

80

GAME 23 at #14/14 Kentucky
 Lexington, Ky.
 Rupp Arena
 Feb. 8, 2025
 Gamecocks struggle to score as
 team shoots just 32.8% from floor

68

72

GAME 24 vs. #19/23 Ole Miss
 Columbia, S.C.
 Colonial Life Arena
 Feb. 12, 2025
 Dia hits go-ahead 3 with just over 2
 min to play in another heartbreaker

COLUMBIA, S.C. (AP) — Wade Taylor IV had 25 points and tied his career high with seven 3-pointers as No. 13 Texas A&M held off South Carolina 76-72 on Saturday night.

The Aggies (17-5, 6-3 Southeastern Conference) looked like they had this one going away after Taylor's sixth 3 early in the second half gave them a 49-36 lead. But the Gamecocks scored the next 11 points to tighten things up.

South Carolina was still down just 74-72 after Collin Murray-Boyles' bucket with 1.8 seconds left.

But A&M's Henry Coleman III followed with two free throws to end things.

Taylor matched his best showing from outside, set last March in an NCAA Tournament win over Nebraska.

Murray-Boyles had 22 points to lead the Gamecocks (10-12, 0-9).

LEXINGTON, Ky. (AP) — Otega Oweh scored 15 of his 17 points in the second half and No. 14 Kentucky snapped a two-game skid with an 80-57 win over South Carolina on Saturday.

Brandon Garrison came off the bench and scored 15 points for Kentucky (16-7, 5-5 in the Southeastern Conference), which won at home after losses to No. 4 Alabama (Jan. 18) and Arkansas (Feb. 1).

Collin Murray-Boyles scored 14 points for South Carolina (10-13, 0-10), which dropped its 10th straight game and remained winless in conference play.

The Gamecocks struggled offensively and went through a seven-minute stretch over both halves without a field goal. They made three free throws during that stretch and were 4 for 22 from 3-point range.

The Wildcats welcomed back Lamont Butler, who had been out with a shoulder injury since Jan. 25. He scored eight points and provided a needed defensive lift after Kentucky had given up an average of 93.5 points in consecutive games. Starting guard Jaxson Robinson played after injuring his wrist in practice on Friday and being listed as questionable.

South Carolina had cut the Kentucky lead to nine at 50-41 on Murray-Boyles' layup with 10:30 left. But, Oweh hit a 3-pointer and converted a steal into a dunk to start a 15-0 run and push the lead to 20 points.

COLUMBIA, S.C. (AP) — Malik Dia hit a 3-pointer with just over two minutes remaining that put Mississippi ahead to stay and finished with 18 points as 19th-ranked Ole Miss beat South Carolina 72-68 on Wednesday night.

The Rebels (19-6, 8-4 Southeastern Conference) squandered a 12-point lead in the second half before Dia led a comeback.

Dia had 12 of his points in the final six minutes, including a three-point play that moved Mississippi back in front after South Carolina led 58-57.

South Carolina had a last chance to move in front in the final minute, but Collin Murray-Boyles fumbled the ball on a drive and Dre Davis picked it up for Ole Miss.

It was the latest heartbreaker for the Gamecocks (10-14, 0-11), who have lost 11 straight games to start SEC play.

Murray-Boyles led South Carolina with 20 points.

Jaeman Brakefield had 14 points and Davis 12 for Ole Miss, which won three of its last four games.

Dia, playing with four fouls, had a three-point play to put the Rebels back in front, 60-58, with 6:24 to play after South Carolina took the lead.

Ole Miss came in ninth in SEC foul shooting, but made 14 of 17 against South Carolina.

GAME 22

GAME 23

GAME 24

SEC														#13/15 Texas A&M at South Carolina													
														Record: 17-5 (8-3)													
														Shooting By Period													
														1st FG%: 50.0%													
														2nd FG%: 75.0%													
														3rd FG%: 2.6%													
														4th FG%: 66.7%													
														GMFG%: 22.4%													
														3PT%: 11.2%													
														FT%: 25.0%													
														Dead Ball Rebounds: 5-0													

NCAA														South Carolina - 57													
														Record: 10-12 (8-0)													
														Shooting By Period													
														1st FG%: 13.2%													
														2nd FG%: 6.7%													
														3rd FG%: 6.6%													
														4th FG%: 100%													
														GMFG%: 5.6%													
														3PT%: 0.0%													
														FT%: 100%													
														Dead Ball Rebounds: 2-1													

SEC														#19/23 Ole Miss at South Carolina													
														Record: 19-6 (8-4)													
														Shooting By Period													
														1st FG%: 15.2%													
														2nd FG%: 9.2%													
														3rd FG%: 6.6%													
														4th FG%: 15.2%													
														GMFG%: 15.2%													
														3PT%: 24.0%													
														FT%: 81.0%													
														GMFG%: 25.5%													
														3PT%: 8.3%													
														FT%: 54.1%													
														Dead Ball Rebounds: 2-0													

SEC														South Carolina - 72													
														Record: 10-12 (8-0)													
														Shooting By Period													
														1st FG%: 13.2%													
														2nd FG%: 6.7%													
														3rd FG%: 6.6%													
														4th FG%: 100%													
														GMFG%: 5.6%													
														3PT%: 0.0%													
														FT%: 100%													
														Dead Ball Rebounds: 2-1													

NCAA														Kentucky - 80													
														Record: 16-7 (8-0)													
														Shooting By Period													
														1st FG%: 13.2%													
														2nd FG%: 13.2%													
														3rd FG%: 41.2%													
														4th FG%: 50.0%													
														GMFG%: 17.3%													
														3PT%: 41.2%													
														FT%: 91.0%													
														GMFG%: 30.2%													
														3PT%: 8.6%													
														FT%: 28.3%													
														Dead Ball Rebounds: 0-0													

SEC														South Carolina - 68													
														Record: 10-14 (8-11)													
														Shooting By Period													
														1st FG%: 15.2%													
														2nd FG%: 9.2%													
														3rd FG%: 6.6%													
														4th FG%: 15.2%													
														GMFG%: 15.2%													
														3PT%: 24.0%													
														FT%: 81.0%													
														GMFG%: 25.5%													
														3PT%: 8.3%													
														FT%: 54.1%													
														Dead Ball Rebounds: 0-0													

Biggest Lead		Points from Turnovers		Period by Period Scoring	
13 (1st 12:26)	2 (1st 12:20)	A&M 19	USC 12	1st 2nd TOT	A&M 44 32 76
Best Scoring Run 15 (1st 12:26)		Second Chance 6		Fast Breaks 10 12	
Lead Changes 5		Bench 18 15		USC 36 36 72	
Times Tied 2		Fast Breaks 13 5		USC 32 36 68	
Time with Lead 37:44		Bench 19 9			


Biggest Lead		Points from Turnovers		Period by Period Scoring	
3 (1st 14:20)	20 (2nd 5:00)	USC 18	UKY 14	1st 2nd TOT	USC 19 38 57
Best Scoring Run 2 (1st 14:56)		Second Chance 6		Fast Breaks 14 12	
Lead Changes 6		Bench 44 4		UKY 23 47 80	
Times Tied 2		Fast Breaks 14 12			
Time with Lead 06:15		Bench 43 39			

Biggest Lead		Points from Turnovers		Period by Period Scoring	
13 (1st 5:30)	4 (1st 11:15)	OLE 5	USC 5	1st 2nd TOT	OLE 42 30 72
Best Scoring Run 7 (1st 16:15)		Second Chance 6		Fast Breaks 13 5	
Lead Changes 3		Bench 39 9		USC 32 36 68	
Times Tied 3		Fast Breaks 13 5			
Time with Lead 34:22		Bench 39 9			





GAME 31 at #4/4 Tennessee
 Knoxville, Tenn.
 Thompson Boling-Arena
 March 8, 2025
*Gamecocks battle but Lanier's 20
 2nd half pts power Vols to win*



Game 32 vs. Arkansas
 Nashville, Tenn.
 Bridgestone Arena
 March 12, 2025
 1 p.m. (ET) - SEC Network

KNOXVILLE, Tenn. (AP) - Chaz Lanier scored 23 points to lead No. 4 Tennessee to a 75-65 victory over South Carolina on Saturday.

The Volunteers (25-6, 12-6 SEC) wrapped up a double bye for the SEC Tournament. Cade Phillips came off the bench to score 15 points, Igor Milicic had 13 and Jordan Gainey added 10 points.

Jamarii Thomas scored 20 to lead the Gamecocks (12-19, 2-16 SEC). Nick Pringle had 16 points and 14 rebounds. Zachary Davis added 10 points.

Tennessee led by 10 points midway through the first half. South Carolina rallied with a 12-3 run. Thomas had 14 points and the score was tied at 34 at halftime.

Leading by three midway through the second half, Tennessee went on a 14-5 run from which South Carolina never recovered. Lanier had nine of those 14 points.

Tennessee shot better from the field (30-for-55, 54.5%) than from the free throw line (9-for-21, 42.9%).

GAME 31

GAME 32

Official Basketball Box Score - Final															Game Time: 1:35 PM																																									
South Carolina at Tennessee															Game Duration: 2:05																																									
03/08/25 Food City Center, Knoxville, Tennessee															Attendance: 21,124																																									
2024-25 NCAA Basketball															Officials: HB Burnett, Owen Shortt, Patrick Evans																																									
South Carolina - 65															Record: 12-19 (2-16)																																									
NO.	Name	Min	FG	3P	FT	Rebounds	Fouls	TP	AS	TO	ST	Blocks	pts	rk	+	Shooting By Period																																								
			M/A	M/A	M/A	Off/Def/Total	PF					Bk				H1	H2																																							
5	Nick Pringle	32:32	5-11	0-2	6-9	5/9/14	3/7	16	2	0	1	0	3	-4		H1	H2																																							
30	Collin Murray-Boyles	F 25:44	3-7	0-3	1-2	0/3/3	3/2	7	1	2	0	0	0	-5		H1	H2																																							
1	Jacob Wright	G 32:17	0-4	0-4	0-0	0/0/0	0/0	3	2	1	0	0	0	3		H1	H2																																							
2	Zachary Davis	G 26:09	5-11	0-7	4-4	2/5/7	1/2	10	1	3	1	0	0	-10		H1	H2																																							
6	Jamarii Thomas	G 31:24	5-15	4-11	6-7	2/0/2	4/4	20	4	1	0	0	1	-6		H1	H2																																							
0	Jordan Butler	10:57	0-1	0-1	0-0	0/0/0	3/0	0	0	0	0	0	0	-3		H1	H2																																							
15	Morris Ugaski	22:01	1-4	0-0	0-3	0/1/3	2	1	0	0	0	0	0	-4		H1	H2																																							
21	Aidan Conyers	13:44	3-4	0-0	0-0	0/0/0	1/0	9	0	0	0	1	0	-11		H1	H2																																							
31	Benjamin Bosmans-Verdijk	05:18	0-0	0-0	0-0	0/0/0	1	0	0	0	0	0	0	-6		H1	H2																																							
Team												2	1	3	0	0																																								
Totals												20-57	8-36	17-22	11	21	32	16	17	65	13	9	3	1	4	-10																														
Technical Fouls: NONE																																																								
Tennessee - 75															Record: 25-6 (12-6)																																									
NO.	Name	Min	FG	3P	FT	Rebounds	Fouls	TP	AS	TO	ST	Blocks	pts	rk	+	Shooting By Period																																								
			M/A	M/A	M/A	Off/Def/Total	PF					Bk				H1	H2																																							
7	Igor Milicic Jr.	F 28:58	5-10	2-5	1-1	2/3/5	1/1	13	2	0	0	0	0	8		H1	H2																																							
34	Felix Okpara	C 16:46	2-3	0-0	0-0	1/0/1	5/0/4	0	1	0	1	0	1	0		H1	H2																																							
2	Chaz Lanier	C 32:20	9-16	3-8	2-6	0/4/4	1/5	23	3	3	0	0	0	8		H1	H2																																							
5	Zabiz Ziegler	G 24:56	0-2	0-2	1-4	0/2/2	3/4	1	8	1	0	0	0	5		H1	H2																																							
15	Jahmal Mashack	G 27:18	2-3	1-2	0-0	3/4/7	2/0/5	1	1	0	0	0	0	15		H1	H2																																							
8	Darlington Dubar	10:46	2-2	0-0	0-0	0/0/0	0/0/4	1	0	0	0	0	0	2		H1	H2																																							
11	Jordan Gainey	30:02	4-10	0-4	2-4	1/2/3	1/2	10	6	0	1	0	0	6		H1	H2																																							
12	Cade Phillips	22:14	6-8	0-0	0-0	4/4/8	1/0/0	0	0	0	0	0	0	9		H1	H2																																							
3	Bishop Boswell	04:43	0-0	0-0	0-0	0/0/0	0/0/0	1	0	1	0	0	0	-4		H1	H2																																							
23	Grant Hurst	00:29	0-1	0-0	0-0	0/0/0	0/0/0	0	0	0	0	0	0	0		H1	H2																																							
21	Campbell Duncan	00:13	0-0	0-0	0-0	0/0/0	0/0/0	0	0	0	0	0	0	0		H1	H2																																							
24	Clavin Peadar	00:10	0-0	0-0	0-0	0/0/0	0/0/0	0	0	0	0	0	0	0		H1	H2																																							
Team												1	4	5	0	2																																								
Totals												30-55	6-21	9-21	8	23	31	17	16	75	22	8	5	4	1	10																														
Technical Fouls: NONE																																																								
<table border="1"> <thead> <tr> <th>Biggest lead</th> <th>SCAR</th> <th>TENN</th> <th>Points from Turnovers</th> <th>SCAR</th> <th>TENN</th> <th>Period by Period Scoring</th> </tr> </thead> <tbody> <tr> <td></td> <td>3 (1st 0:20)</td> <td>12 (2nd 7:56)</td> <td>10</td> <td>11</td> <td></td> <td>1st 2nd TOT</td> </tr> <tr> <td>Best Scoring Run</td> <td>7 (1st 4:40)</td> <td>7 (2nd 12:57)</td> <td>Paint</td> <td>24</td> <td>42</td> <td>SCAR 34 31 65</td> </tr> <tr> <td>Lead Changes</td> <td>8</td> <td>Second Chances</td> <td>12</td> <td>12</td> <td></td> <td></td> </tr> <tr> <td>Times Tied</td> <td>5</td> <td>Fast Breaks</td> <td>0</td> <td>6</td> <td></td> <td>TENN 34 41 75</td> </tr> <tr> <td>Time with Lead</td> <td>03:41</td> <td>33:51</td> <td>Bench</td> <td>12</td> <td>29</td> <td></td> </tr> </tbody> </table>															Biggest lead	SCAR	TENN	Points from Turnovers	SCAR	TENN	Period by Period Scoring		3 (1 st 0:20)	12 (2 nd 7:56)	10	11		1st 2nd TOT	Best Scoring Run	7 (1 st 4:40)	7 (2 nd 12:57)	Paint	24	42	SCAR 34 31 65	Lead Changes	8	Second Chances	12	12			Times Tied	5	Fast Breaks	0	6		TENN 34 41 75	Time with Lead	03:41	33:51	Bench	12	29	
Biggest lead	SCAR	TENN	Points from Turnovers	SCAR	TENN	Period by Period Scoring																																																		
	3 (1 st 0:20)	12 (2 nd 7:56)	10	11		1st 2nd TOT																																																		
Best Scoring Run	7 (1 st 4:40)	7 (2 nd 12:57)	Paint	24	42	SCAR 34 31 65																																																		
Lead Changes	8	Second Chances	12	12																																																				
Times Tied	5	Fast Breaks	0	6		TENN 34 41 75																																																		
Time with Lead	03:41	33:51	Bench	12	29																																																			

THE LAST TIME IN SOUTH CAROLINA BASKETBALL...

AN INDIVIDUAL ...

Scored 20 or more points:	South Carolina: Jamarii Thomas (20), at #4/4 Tennessee (March 8, 2025), in Knoxville, Tenn. Opponent: Chaz Lanier (23), #4/4 Tennessee (March 8, 2025), in Knoxville, Tenn.
Scored 30 or more points:	South Carolina: Collin Murray-Boyles (31) vs. Vanderbilt (Feb. 10, 2024) in Columbia, S.C. Opponent: Dalton Knecht (31), Tennessee (Jan. 30, 2024), in Knoxville, Tenn.
Scored 35 or more points:	South Carolina: Collin Murray-Boyles (35) vs. Arkansas (March 1, 2025) in Columbia, S.C. Opponent: Emoni Bates (36), Eastern Michigan (Dec. 30, 2022), in Columbia, S.C.
Scored 40 or more points:	South Carolina: Sindarius Thornwell (44), vs. Alabama (Feb. 7, 2017) in Columbia, S.C. Opponent: Jermaine Couisnard (40), Oregon (Mar. 21, 2024) in Pittsburgh, Pa.
Collected 20 or more rebounds:	South Carolina: Sindarius Thornwell (21), vs. Alabama (Feb. 7, 2017) in Columbia, S.C. Opponent: Ekpe Udoh (20), Baylor (Jan. 2, 2010) in Columbia, S.C.
Collected 15 or more rebounds:	South Carolina: Collin Murray-Boyles (16), vs. SC State (Nov. 8, 2024), in Columbia, S.C. Opponent: Henry Coleman III (15), Texas A&M (Jan. 29, 2022) in College Station, Texas
Made 12 or more field goals:	South Carolina: Collin Murray-Boyles (12) vs. Arkansas (March 1, 2025) in Columbia, S.C. Opponent: Jermaine Couisnard (14), Oregon (Mar. 21, 2024) in Pittsburgh, Pa.
Made 10 or more field goals:	South Carolina: Collin Murray-Boyles (10), at #14/16 Missouri (Feb. 25, 2025), in Columbia, Mo. Opponent: Tre Johnson (11), Texas (Feb. 22, 2025), in Columbia, S.C.
Attempted 20 or more field goals:	South Carolina: Gregory "GG" Jackson II (20), vs. Ole Miss (March 8, 2023), in Nashville, Tenn. Opponent: Tre Johnson (21), Texas (Feb. 22, 2025), in Columbia, S.C.
Attempted 25 or more field goals:	South Carolina: Sindarius Thornwell (25), vs. Alabama (Feb. 7, 2017) in Columbia, S.C. Opponent: Brandon Miller (25), No. 2/2 Alabama (Feb. 22, 2023) in Columbia, S.C.
Dished 10 or more assists:	South Carolina: Jermaine Couisnard (10), vs. Miss. State (March 3, 2020) in Columbia, S.C. Opponent: Zakai Zeigler (11), No. 11/13 Tennessee (Feb. 25, 2023) in Knoxville, Tenn.
Swiped 5 or more steals:	South Carolina: Collin Murray-Boyles (5), at Oklahoma (Jan. 18, 2025), in Norman, Okla. Opponent: Daily Swain (5), #22/22 Xavier (Nov. 25, 2024), in Fort Myers, Fla.
Blocked 5 or more shots:	South Carolina: Maik Kotsar (6), vs. North Greenville (Dec. 31, 2018) in Columbia, S.C. Opponent: Kadin Shedrick (5), Texas (Feb. 22, 2025), in Columbia, S.C.
Made 5 or more 3-point field goals:	South Carolina: Myles Stute (5), vs. #25/RV Clemson (Dec. 17, 2024), in Columbia, S.C. Opponent: Denzel Aberdeen (5), #3/3 Florida (Feb. 15, 2025), in Gainesville, Fla.
Attempted 8 or more 3-point field goals:	South Carolina: Jamarii Thomas (11), at #4/4 Tennessee (March 8, 2025), in Knoxville, Tenn. Opponent: Chaz Lanier (8), at #4/4 Tennessee (March 8, 2025), in Knoxville, Tenn.
Made 10 or more free throws:	South Carolina: Collin Murray-Boyles (13), vs. Georgia (March 4, 2025), in Columbia, S.C. Opponent: Jalon Moore (10), Oklahoma (Jan. 18, 2025), in Norman, Okla..
Attempted 15 or more free throws:	South Carolina: Chris Silva (16), vs. Georgia (March 9, 2019) in Columbia, S.C. Opponent: Nendah Tarke (15), Towson (Nov. 12, 2024), in Columbia, S.C.
Played all 40 minutes of regulation:	South Carolina: AJ Lawson, at LSU (Jan. 16, 2021) in Baton Rouge, La. Opponent: Khalif Battle, Arkansas (Mar. 14, 2024), in Nashville, Tenn.
A player hit a last-second shot (within 3 seconds) to win a game:	South Carolina: Jamarii Thomas (two OT FTs), #25/RV Clemson (Dec. 17, 2024), in Columbia, S.C. Opponent: Devin McGlockton (and-1 layup after offensive rebound), at Vanderbilt (Jan. 15, 2025), in Nashville, Tenn.
A player had a double-double:	South Carolina: Nick Pringle (16 pts, 14 reb), at #4/4 Tennessee (March 8, 2025), in Knoxville, Tenn. Opponent: Asa Newell (17 pts, 10 reb), Georgia (Jan. 28, 2025), in Athens, Ga.
Two or more players had a double-double:	South Carolina: Gregory "GG" Jackson II (20 pts, 10 reb) & Josh Gray (11 pts, 13 reb), at Florida (Jan. 25, 2023), in Gainesville, Fla. Opponent: Tolu Smith III (14 pts, 10 reb) & Cameron Matthews (18 pts, 11 reb), Mississippi State (March 9, 2024) in Starkville, Miss.
A player had a triple-double:	South Carolina: Sam Muldrow (16 points, 14 rebounds, 10 blocks) vs. Vanderbilt (Jan. 8, 2011) in Columbia, S.C. Opponent: Daniel Hackett (Southern California - 22 points, 10 rebounds, 10 assists) (Nov. 17, 2007) in Columbia, S.C. <i>*** Only second triple-double in South Carolina history (Chuck Eidson (25 points, 10 rebounds, 10 assists) vs. SC State (Nov. 29, 2002) in Columbia, S.C.</i>
Scored 30 or more points in back-to-back games:	South Carolina: Devan Downey, 30 vs. Kentucky (Jan. 26, 2010) in Columbia, S.C. 33 vs. Georgia (Jan. 30, 2010) in Columbia, S.C.
Scored 25 or more points in back-to-back games:	South Carolina: Collin Murray-Boyles, 27 at #14/16 Missouri (Feb. 25, 2025) in Columbia, Mo. 35 vs. Arkansas (March 1, 2025) in Columbia, S.C.

A TEAM ...

Scored 100 or more points:	South Carolina: 105 vs. Army (Dec. 22, 2021) in Columbia, S.C. Opponent: 101, Auburn (Feb. 14, 2024) in Auburn, Ala.
Scored 50 points or less:	South Carolina: 50, at #17/16 Miss. State (Jan. 4, 2025), in Starkville, Miss. Opponent: 48, vs. Radford (Dec. 22, 2024), in Columbia, S.C.
Scored 50 points in a half:	South Carolina: 51 (2nd half), vs. No. 24/24 Florida (Mar. 2, 2024) in Columbia, S.C. Opponent: 52 (2nd half), #14/16 Missouri (Feb. 25, 2025), in Columbia, Mo.
Failed to score 25 points in a half:	South Carolina: 19 (1st half), at #14/14 Kentucky (Feb. 8, 2025), in Lexington, Ky. Opponent: 14 (1st half), Arkansas (March 1, 2025) in Columbia, S.C.

Collected 50 or more rebounds:	South Carolina: 51, vs. SC State (Nov. 8, 2024), in Columbia, S.C. Opponent: 51, Clemson (Dec. 18, 2021) in Clemson, S.C.
Shot 60% or better from the field:	South Carolina: 60.0% (39-65), vs. High Point (March 15, 2016) in Columbia, S.C. Opponent: 63.5% (40-63), #14/16 Missouri (Feb. 25, 2025), in Columbia, Mo.
Shot 50% or better from the field:	South Carolina: 51.7% (30-58), vs. #25/RV Clemson (Dec. 17, 2024), in Columbia, S.C. Opponent: 54.5% (30-55), #4/4 Tennessee (March 8, 2025), in Knoxville, Tenn..
Shot less than 30% from the field:	South Carolina: 29.3% (17-58), vs. #14/14 Miss. State (Jan. 25, 2025), in Columbia, S.C. Opponent: 28.8% (15-52), Arkansas (March 1, 2025) in Columbia, S.C.
Shot 50% or better from 3-point range (at least 10 attempts):	South Carolina: 52.2% (12-23), vs. East Carolina (Dec. 7, 2024), in Columbia, S.C. Opponent: 57.9% (11-19), #14/16 Missouri (Feb. 25, 2025), in Columbia, Mo.
Shot 20% or less from 3-point range (at least 10 attempts):	South Carolina: 8.7% (2-23), at #14/16 Missouri (Feb. 25, 2025), in Columbia, Mo. Opponent: 13.6% (3-22), Arkansas (March 1, 2025) in Columbia, S.C.
Dished 20 or more assists:	South Carolina: 20, at Mississippi State (Mar. 9, 2024), in Starkville, Miss. Opponent: 22, #4/4 Tennessee (March 8, 2025), in Knoxville, Tenn.
Made 35 or more shots:	South Carolina: 45, vs. Allen (Dec. 14, 2021) in Columbia, S.C. Opponent: 40, #14/16 Missouri (Feb. 25, 2025), in Columbia, Mo.
Attempted 80 or more shots:	South Carolina: 82, vs. No. 5/4 Kentucky, (Feb. 8, 2022) in Columbia, S.C. Opponent: 83, LSU (Feb. 10, 1996) in Columbia, S.C.
Attempted 70 or more shots:	South Carolina: 71, vs. VMI (Nov. 13, 2023), in Columbia, S.C. Opponent: 72, Army (Dec. 22, 2021) in Columbia, S.C.
Made 10 or more 3-pointers:	South Carolina: 10, vs. Georgia (March 4, 2025), in Columbia, S.C. Opponent: 11, #14/16 Missouri (Feb. 25, 2025), in Columbia, Mo.
Did not make a 3-pointer:	South Carolina: vs. USC Upstate (Nov. 6, 2018) in Columbia Opponent: Mississippi State (Feb. 23, 2022) in Columbia, S.C.
Attempted 30 or more 3-pointers:	South Carolina: 36, at #4/4 Tennessee (March 8, 2025), in Knoxville, Tenn. Opponent: 30, LSU (Feb. 18, 2025), in Baton Rouge, La.
Attempted 25 or more 3-pointers:	South Carolina: 26, vs. #5/6 Florida (Jan. 22, 2025), in Columbia, S.C. Opponent: 28, #3/3 Florida (Feb. 15, 2025), in Gainesville, Fla.
Made 30 or more free throws:	South Carolina: 34, vs. Texas (Feb. 22, 2025), in Columbia, S.C. Opponent: 34, Ole Miss (Feb. 13, 2021) in Columbia, S.C.
Attempted 40 or more free throws:	South Carolina: 45, vs. Texas (Feb. 22, 2025), in Columbia, S.C. Opponent: 44, Ole Miss (Feb. 13, 2021) in Columbia, S.C.
Swiped 15 or more steals:	South Carolina: 15, at Georgia (Feb. 27, 2021) in Athens, Ga. Opponent: 15, Vanderbilt (Jan. 15, 2025), in Nashville, Tenn.
Blocked 12 or more shots:	South Carolina: 12, vs. Coastal Carolina (Nov. 30, 2018) in Columbia, S.C. Opponent: 12, Florida (Feb. 3, 2021) in Gainesville, Fla.
Blocked 8 or more shots:	South Carolina: 8, vs. North Florida (Nov. 4, 2024), in Columbia, S.C. Opponent: 8, #2/2 Auburn (Jan. 11, 2025), in Columbia, S.C.
Won by 30 or more points:	South Carolina: 32, vs. Florida A&M (Jan. 3, 2023), in Columbia, S.C. Opponent: 30, #14/16 Missouri (Feb. 25, 2025), in Columbia, Mo..
Won by 20 or more points:	South Carolina: 26, vs. Radford (Dec. 22, 2024), in Columbia, S.C. Opponent: 21, #3/3 Florida (Feb. 15, 2025), in Gainesville, Fla.
Played a single overtime game:	Win: 91-88, #25/RV Clemson (Dec. 17, 2024), in Columbia, S.C. Loss: 65-60, vs. #14/14 Miss. State (Jan. 25, 2025), in Columbia, S.C.
Played a double overtime game:	Win: 87-85 vs. WKU (Nov. 27, 2010) in Bowling Green, Ky. Loss: 98-88 vs. Louisville (Feb. 20, 1988) in Columbia, S.C.
South Carolina played a No. 1 Team in the country:	Win: 68-62 vs. #1/1 Kentucky (Jan. 26, 2010) in Columbia, S.C. Loss: 85-73 loss to #1/1 Tennessee (Feb. 13, 2019) in Knoxville, Tenn.
South Carolina played a top-5 opponent:	Win: 63-59 at #5/5 Tennessee, (Jan. 30, 2024) in Knoxville, Tenn. Loss: 75-65 loss at #4/4 Tennessee (March 8, 2025), in Knoxville, Tenn.
South Carolina played a top-10 opponent:	Win: 63-59 win at #5/5 Tennessee (Jan. 30, 2024) in Knoxville, Tenn. Loss: 85-42 loss vs. #8/9 Tennessee (Jan. 7, 2023), in Columbia, S.C.
South Carolina played a top-25 opponent:	Win: 91-88 OT win vs. #25/RV Clemson (Dec. 17, 2024), in Columbia, S.C. Loss: 101-71 loss at #14/16 Missouri (Feb. 25, 2025), in Columbia, Mo.
South Carolina defeated a ranked opponent:	Home: 91-88 OT win vs. #25/RV Clemson (Dec. 17, 2024), in Columbia, S.C.. Away: 63-59 win at #5/5 Tennessee (Jan. 30, 2024) in Knoxville, Tenn. Neutral: 77-70 vs. #20/17 Florida (March 26, 2017) in New York City SEC Home: 82-76 win vs. #24/24 Florida (Mar. 2, 2024) in Columbia, S.C. SEC Away: 63-59 win at #5/5 Tennessee (Jan. 30, 2024) in Knoxville, Tenn.
South Carolina defeated a top-10 opponent	Home: 79-62 win vs. #6/6 Kentucky (Jan. 23, 2024) in Columbia, S.C. Away: 63-59 win at #5/5 Tennessee (Jan. 30, 2024) in Knoxville, Tenn. Neutral: 88-81 win vs. #7/7 Duke (March 19, 2017) in Greenville, S.C.
A South Carolina win opened the season:	Home: 82-53 win vs. USC Upstate (Nov. 6, 2023), in Columbia, S.C. Away: 73-52 win at Wofford (Nov. 10, 2017) in Spartanburg, S.C. Neutral: 74-61 win vs. Chaminade (Nov. 19, 2001) in Maui, Hawaii (Maui Invite)
South Carolina opened SEC play:	Home: 88-68 loss vs. #5/5 Alabama (Jan. 8, 2025), in Columbia, S.C. Away: 85-50 loss at #17/16 Miss. State (Jan. 4, 2025), in Starkville, Miss..



Jordan Butler

So. • Forward • 7-0 • 240 • Mauldin, S.C. // Missouri

CAREER HIGHS

Single Game Highs

Statistic	Value
Points	10 at Ole Miss 02/17/24
Rebounds	5 at Texas A&M 01/23/24
Assists	2 vs Ole Miss 03/02/24, vs Texas 02/22/25
Steals	2 vs SIUE 11/13/23, at Vanderbilt 02/03/24, at Missouri 02/25/25
Blocks	3 vs Texas A&M 02/07/24
FG Made	4 at Ole Miss 02/17/24
FG Attempts	7 at Ole Miss 02/17/24
3FG Made	2 vs Arkansas 03/01/25, vs Virginia Tech 11/27/24
3FG Attempts	4 vs Illinois 12/22/23, vs Texas 02/22/25, vs Arkansas 03/01/25
FT Made	4 vs Clemson 12/17/24
FT Attempts	4 vs Loyola Maryland 11/25/23, at Ole Miss 02/17/24, vs Clemson 12/17/24

SUPERLATIVES

	'24-25	Career
Double-figure scoring	-	1
Double-figure rebounding	-	-
Double-double	-	-
2+ blocks	3	12
Team high scoring	-	-
Team high rebounding	-	-
Team high blocks	4	4*
Team high steals	1	1*

includes led, or shared team high ; * Carolina ONLY



INSTAGRAM: @jordanbutlerr0

2024-25 GAME-BY-GAME

Opponent	Date	GS	MIN	Total		3-Pointers		Free throws		Rebounds				PF	A	TO	BLK	STL	PTS	AVG	
				FG-FGA	PCT	3FG-3FGA	PCT	FT-FTA	PCT	OFF	DEF	TOT	AVG								
North Florida	11/04/2024		02:57	1-2	.500	1-1	1.000	0-0	.000	0	0	0	0	0	0	0	0	0	3	3.0	
South Carolina St.	11/08/2024		03:46	0-0	.000	0-0	.000	0-0	.000	1	1	2	1.0	0	0	1	1	0	0	1.5	
Towson	11/12/2024		02:53	0-1	.000	0-1	.000	0-0	.000	0	0	0	0.7	2	0	0	0	0	0	1.0	
at Indiana	11/16/2024		01:46	0-0	.000	0-0	.000	0-0	.000	0	0	0	0.5	0	0	0	0	0	0.8		
vs Xavier	11/25/2024		05:31	1-2	.500	1-2	.500	0-0	.000	0	0	0	0.4	1	0	0	1	0	3	1.2	
vs Virginia Tech	11/27/2024		08:35	2-2	1.000	2-2	1.000	0-0	.000	0	1	1	0.5	0	1	0	1	0	6	2.0	
at Boston College	12/03/2024		06:45	1-2	.500	1-2	.500	0-0	.000	0	0	0	0.4	2	1	0	0	0	3	2.1	
USC Upstate	12/14/2024		07:22	0-2	.000	0-2	.000	1-2	.500	0	1	1	0.5	0	0	0	0	1	1	2.0	
Clemson	12/17/2024		00:57	0-0	.000	0-0	.000	4-4	1.000	0	1	1	0.6	1	0	0	0	0	4	2.2	
Radford	12/22/2024		03:47	0-1	.000	0-1	.000	0-0	.000	0	2	2	0.7	0	0	0	0	0	0	2.0	
Presbyterian	12/30/2024		03:18	0-0	.000	0-0	.000	0-0	.000	1	1	2	0.8	0	0	0	0	0	0	1.8	
at Mississippi St.	01/04/2025		05:13	0-3	.000	0-3	.000	0-0	.000	0	1	1	0.8	0	0	0	0	0	0	1.7	
Alabama	01/08/2025		10:39	0-2	.000	0-2	.000	0-0	.000	0	1	1	0.8	0	0	0	1	1	0	1.5	
Auburn	01/11/2025		01:29	0-0	.000	0-0	.000	0-0	.000	0	0	0	0.8	0	0	0	0	0	0	1.4	
at Oklahoma	01/18/2025		04:04	1-2	.500	1-2	.500	0-0	.000	0	0	0	0.7	1	1	0	0	0	3	1.5	
Florida	01/22/2025		02:52	0-0	.000	0-0	.000	0-0	.000	0	0	0	0.7	1	0	0	0	0	0	1.4	
at Georgia	01/28/2025		02:24	0-0	.000	0-0	.000	0-0	.000	0	0	0	0.6	1	0	1	0	0	0	1.4	
Texas A&M	02/01/2025		10:15	1-1	1.000	1-1	1.000	0-0	.000	0	0	0	0.6	1	0	0	2	0	3	1.4	
at Kentucky	02/08/2025		08:58	0-1	.000	0-1	.000	0-2	.000	0	0	0	0.6	1	0	1	0	0	0	1.4	
Ole Miss	02/12/2025		02:16	0-0	.000	0-0	.000	0-0	.000	0	0	0	0.6	0	0	0	0	0	0	1.3	
at Florida	02/15/2025		05:03	0-0	.000	0-0	.000	2-2	1.000	2	1	3	0.7	0	0	0	0	0	2	1.3	
at LSU	02/18/2025		12:50	0-1	.000	0-1	.000	0-0	.000	0	1	1	0.7	1	0	1	0	0	2	1.4	
Texas	02/22/2025		15:08	1-4	.250	1-4	.250	0-0	.000	0	4	4	0.8	2	2	0	2	0	3	1.4	
at Missouri	02/25/2025		10:44	1-3	.333	0-2	.000	0-0	.000	0	2	2	0.9	3	0	0	2	2	2	1.5	
Arkansas	03/01/2025		17:34	3-5	.600	2-4	.500	1-2	.500	0	1	1	0.9	4	0	1	0	0	9	1.8	
Georgia	03/04/2025		14:50	0-1	.000	0-1	.000	0-0	.000	0	0	0	0.8	3	0	0	0	0	0	1.7	
at Tennessee	03/08/2025		10:57	0-1	.000	0-1	.000	0-0	.000	0	0	0	0.8	3	0	0	0	0	0	1.6	
Totals			0	182:52	12-36	.333	10-33	.303	10-14	.714	4	18	22	0.8	27	5	4	11	4	44	1.6

Player Averages

Games Played	Minutes/game	Points/game	FG Pct	3FG Pct	FT Pct	Rebounds/game	Assists/game	Turnovers/game	Assist/Turnover ratio	Steals/game	Blocks/game
27	6.8	1.6	33.3	30.3	71.4	0.8	0.2	0.1	1.3	0.1	0.4

PLAYER BIO

2024-25

- Had his best game of the season with 9 pts & 1 blk in a win over Arkansas (March 1)
- 2 blks & 2 stls (led team in each) at #14/16 Missouri (Feb. 25)
- Pair of blocks & season-high 4 reb in win vs. Texas (Feb. 22)
- Had two blocks vs. #13/15 Texas A&M to tie for team high
- Hit four clutch FTs at end of first half in team's 91-88 (OT) win vs. No. 25 Clemson (Dec. 17)
- Made his Gamecock debut vs. North Florida (Nov. 4), hitting a 3 late in the first half

PRE-SOUTH CAROLINA

- Spent his freshman season at Missouri in 2023-24
- Played in 31 games for the Tigers, making 14 starts
- Averaged 2.3 points and 2.0 rebounds in 11.4 minutes per game
- Had his best game of the season at Ole Miss (Feb. 17) with 10 points (4-of-7 FGs) and five rebounds
- Four-star prospect and a top-150 player that was ranked No. 2 in the state of South Carolina coming out of high school
- Played five seasons at Chris Church Episcopal School with his father, John, serving as his coach
- Helped lead the Cavaliers to a pair of state titles in 2021 and 2023
- As a senior, averaged 21.4 pts, 9.8 reb, 3.4 blks & 1.2 ast per game
- Was the 2023 Class A State Player of the Year and was selected to play in the Carolina Classic All-Star Game
- Two-time all-state and all-region selection, averaged 11.0 points and 7.0 rebounds per game in his five prep years

PERSONAL

- Son of John and Casie – has an older brother John Jr. and a younger brother Josh ; born on June 20, 2005
- Mom played basketball at South Carolina from 1997-00 ; was a two-time member of the SEC Academic Honor Roll (1999, 2000) and was a member of the 1999 SEC Community Service Team ; she played in 60 games for the Gamecocks, averaging 4.6 points and 2.7 rebounds per contest
- Older brother, John Jr., played at Florida State and currently plays for the Capital City Go-Go, the Washington Wizards G-League affiliate
- Two favorite movies are Black Panther and Lion King
- Favorite player to watch and learn from is Anthony Davis
- Advice to young people is to stay the course ; you're on God's timing, not yours
- Communications major

CAREER STATS

SEASON	TEAM	GP-GS	MIN/AVG	Field Goals		3-Point		F-Throws		Rebounds				Scoring						
				FG-FGA	FG%	3FG-3FGA	3FG%	FT-FTA	FT%	OFF	DEF	TOT	AVG	PF-FO	A	TO	BLK	STL	PTS	AVG
2023-24	MO	30-13	329/11.0	23-58	.397	4-25	.160	10-20	.500	19	38	57	1.9	67-4	4	12	25	9	60	2.0
2024-25	SC	27-0	183/6.8	12-36	.333	10-33	.303	10-14	.714	4	18	22	0.8	27-0	5	4	11	4	44	1.6
TOTAL FOR SC		27-0	183/6.8	12-36	.333	10-33	.303	10-14	.714	4	18	22	0.8	27-0	5	4	11	4	44	1.6
TOTAL		57-13	512/9.0	35-94	.372	14-58	.241	20-34	.588	23	56	79	1.4	94-4	9	16	36	13	104	1.8

10

MYLES STUTE *STEW-tee*

Sr. • Guard • 6-6 • 209 • Washington, D.C. // Vanderbilt

CAREER HIGHS

Single Game Highs

Statistic	Value
Points	22 at Texas A&M 01/28/23
Rebounds	11 vs Southern Miss. 11/11/22
Assists	3 4 times
Steals	4 vs Winthrop 11/20/21
Blocks	3 vs South Carolina St. 11/08/24
FG Made	7 5 times
FG Attempts	15 at Texas A&M 01/28/23
3FG Made	7 at Temple 11/15/22, at Texas A&M 01/28/23
3FG Attempts	14 at Texas A&M 01/28/23
FT Made	8 vs Arkansas 01/14/23
FT Attempts	8 vs South Carolina 01/08/22, vs Arkansas 01/14/23, vs VMI 11/13/23

SUPERLATIVES

	'24-25	Career
Double-figure scoring	2	45
Double-figure rebounding	-	1
Double-figure assists	-	-
Double-double	-	1
5+ assists	-	-
3+ steals	-	2
Team high scoring	-	2*
Team high rebounding	3	3*
Team high assists	1	1*
Team high steals	2	6*



IG: @mylesxstute

X: @mylesxstute

TIKTOK: @mylesxstute

includes led, or shared team high; * Carolina ONLY

2024-25 GAME-BY-GAME

Opponent	Date	GS	MIN	Total		3-Pointers		Free throws		Rebounds				PF	A	TO	BLK	STL	PTS	AVG	
				FG-FGA	PCT	3FG-3FGA	PCT	FT-FTA	PCT	OFF	DEF	TOT	AVG								
North Florida	11/04/2024	*	16:37	2-5	.400	2-4	.500	0-0	.000	0	0	0	0	0	0	0	0	0	6	6.0	
South Carolina St.	11/08/2024	*	18:05	1-8	.125	1-6	.167	0-0	.000	2	5	7	3.5	2	0	2	3	0	3	4.5	
Towson	11/12/2024	*	26:44	2-4	.500	1-3	.333	0-0	.000	1	2	3	3.3	2	2	0	0	0	5	4.7	
at Indiana	11/16/2024	*	31:33	4-14	.286	3-11	.273	0-0	.000	1	1	2	3.0	3	1	0	0	2	11	6.3	
Mercer	11/21/2024	*	21:02	1-3	.333	1-2	.500	0-0	.000	0	0	0	2.4	2	1	0	0	0	3	5.6	
vs Xavier	11/25/2024	*	26:02	3-5	.600	2-4	.500	0-0	.000	0	2	2	2.3	3	1	1	0	0	8	6.0	
vs Virginia Tech	11/27/2024	*	19:53	1-4	.250	1-4	.250	1-2	.500	1	0	1	2.1	1	1	1	0	0	4	5.7	
at Boston College	12/03/2024	*	23:45	2-6	.333	2-5	.400	2-2	1.000	1	4	5	2.5	2	1	0	1	0	8	6.0	
East Carolina	12/07/2024	*	18:38	0-3	.000	0-3	.000	0-0	.000	0	2	2	2.4	2	2	1	0	1	0	5.3	
USC Upstate	12/14/2024	*	22:31	0-3	.000	0-3	.000	0-0	.000	1	1	2	2.4	0	1	1	0	0	4	4.8	
Clemson	12/17/2024	*	38:35	7-9	.778	5-7	.714	0-0	.000	2	3	5	2.6	0	2	2	1	0	19	6.1	
Radford	12/22/2024	*	30:17	0-2	.000	0-2	.000	2-2	1.000	0	5	5	2.8	3	1	2	0	1	2	5.8	
Presbyterian	12/30/2024	*	28:50	2-5	.400	2-5	.400	0-0	.000	0	3	3	2.8	1	1	2	0	0	6	5.8	
at Mississippi St.	01/04/2025	*	24:40	0-4	.000	0-2	.000	1-2	.500	0	1	1	2.7	1	1	1	0	1	1	5.4	
Totals			14	347:12	25-75	.333	20-61	.328	6-8	.750	9	29	38	2.7	22	15	13	5	5	76	5.4

Player Averages

Games Played	Minutes/game	Points/game	FG Pct	3FG Pct	FT Pct	Rebounds/game	Assists/game	Turnovers/game	Assist/Turnover ratio	Steals/game	Blocks/game
14	24.8	5.4	33.3	32.8	75.0	2.7	1.1	0.9	1.2	0.4	0.4

PLAYER BIO

AWARDS/HONORS

- SEC Academic Honor Roll – 2022-23

2024-25

- Out indefinitely as of Jan. 7 with a left lower leg deep vein thrombosis (blood clot)
- 71st on active made 3s list in NCAA D1
- Had breakout game with 19 pts, hitting 5 3s to help team knockoff #25 Clemson (Dec. 17), 91-88 in OT

CAREER HIGHLIGHTS

- Saw action in 27 games, making 17 starts in first season in Garnet & Black in 23-24; helped the team tie a school record with 26 wins capped off by an appearance in the NCAA Tournament for the first time since 2017
- Averaged 8.3 points, 3.3 rebounds and 1.0 assists per game in 23-24 despite battling shoulder and knee injuries
- Had 13 double-figure games and team was 13-0 in those contests
- Led the Gamecocks with a 38.5% (45-of-117) clip from 3 in 23-24
- Played in 91 games in three seasons at Vanderbilt (2020-23), making 59 starts; averaged 7.4 points and 3.7 rebounds per game in 22.6 minutes per contest
- In 22-23, averaged 8.4 points and 4.6 rebounds in 34 games (26 starts); his 74 made 3s were T-6th most in the league with Kentucky's Antonio Reeves
- Was 78-of-183 from deep as a junior in 2021-22, leading the SEC in 3-point field goal percentage
- He averaged 8.3 points and 3.7 rebounds and tied the single-season school record for games played at 36; was one of just two players on the team to play in all 36 contests

PERSONAL

- Son of Natalie and Will Stute; has an older brother, Kai, and two younger brothers: Malik and Malcom
- Mother was a bowler at Florida A&M and grandfather, Melvin Henderson, played football at Minnesota
- Born in Minneapolis, Minn.
- Has close bond with former Gamecock point guard and fellow D.C. native, Tre Kelley (2003-07)
- Go-to food spot is Chipotle and always orders a bowl
- Played bass cello growing up and first job was a custodian at the neighborhood barbershop when he was 11-years-old.

CAREER STATS

SEASON	TEAM	GP-GS	MIN/AVG	Field Goals		3-Point		F-Throws		Rebounds				Scoring						
				FG-FGA	FG%	3FG-3FGA	3FG%	FT-FTA	FT%	OFF	DEF	TOT	AVG	PF-FO	A	TO	BLK	STL	PTS	AVG
2020-21	VU	21-3	315/15.0	22-76	.289	18-63	.286	19-25	.760	12	37	49	2.3	25-0	11	17	2	6	81	3.9
2021-22	VU	36-30	865/24.0	99-221	.448	79-183	.432	29-42	.690	27	105	132	3.7	85-1	13	25	10	24	306	8.5
2022-23	VU	34-26	874/25.7	93-268	.347	74-205	.361	24-36	.667	29	127	156	4.6	79-1	19	45	4	19	284	8.4
2023-24	SC	27-17	633/23.5	77-188	.410	45-117	.385	26-38	.684	28	60	88	3.3	49-0	27	33	5	17	225	8.3
2024-25	SC	14-14	347/24.8	25-75	.333	20-61	.328	6-8	.750	9	29	38	2.7	22-0	15	13	5	5	76	5.4
TOTAL FOR SC		41-31	980/23.9	102-263	.388	65-178	.365	32-46	.696	37	89	126	3.1	71-0	42	46	10	22	301	7.3
TOTAL		132-90	3035/23.0	316-828	.382	236-629	.375	104-149	.698	105	358	463	3.5	260-2	85	133	26	71	972	7.4

21 Arden Conyers

Rfr. - Guard - 6-7 - 212 - Columbia, S.C. // Westwood (Blythewood, S.C.)

CAREER HIGHS

Single Game Highs

Statistic	Value
Points	13 vs Auburn 01/11/25
Rebounds	6 vs Mississippi St. 01/25/25
Assists	1 at Oklahoma 01/18/25, at Vanderbilt 01/15/25, vs Mississippi St. 01/25/25
Steals	2 at Georgia 01/28/25
Blocks	1 at Tennessee 03/08/25, vs USC Upstate 12/14/24, at Georgia 01/28/25
FG Made	4 vs Auburn 01/11/25, vs Florida 01/22/25
FG Attempts	10 vs Auburn 01/11/25
3FG Made	3 at LSU 02/18/25, vs Auburn 01/11/25, at Tennessee 03/08/25
3FG Attempts	6 vs Florida 01/22/25, at Vanderbilt 01/15/25, vs Auburn 01/11/25
FT Made	9 vs Mississippi St. 01/25/25
FT Attempts	10 vs Mississippi St. 01/25/25

SUPERLATIVES

'24-25

Double-figure scoring	4
Double-figure rebounds	-
5+ assists	-
2+ steals	1
2+ blocks	-
Team high scoring	-
Team high rebounds	-
Team high steals	2
Team high assists	-
Team high blocks	1

includes led, or shared team high



IG: @ardeezy

X: @ard3n12

TIKTOK: @ardeezy_

2024-25 GAME-BY-GAME

Opponent	Date	GS	MIN	Total		3-Pointers		Free throws		Rebounds				PF	A	TO	BLK	STL	PTS	AVG	
				FG-FGA	PCT	3FG-3FGA	PCT	FT-FTA	PCT	OFF	DEF	TOT	AVG								
North Florida	11/04/2024		08:06	0-1	.000	0-1	.000	0-0	.000	0	1	1	1.0	1	0	0	0	0	0	0.0	
Towson	11/12/2024		03:38	1-2	.500	1-1	1.000	0-0	.000	0	0	0	0.5	0	0	0	1	3	1.5		
at Boston College	12/03/2024		01:30	0-1	.000	0-1	.000	0-0	.000	0	1	1	0.7	0	0	0	0	0	1.0		
USC Upstate	12/14/2024		02:18	0-1	.000	0-0	.000	0-0	.000	1	0	1	0.8	0	0	1	0	0	0.8		
Radford	12/22/2024		01:27	0-1	.000	0-1	.000	0-0	.000	0	0	0	0.6	0	0	0	0	0	0.6		
Alabama	01/08/2025		18:36	1-6	.167	0-3	.000	0-0	.000	0	0	0	0.5	2	0	1	0	2	0.8		
Auburn	01/11/2025		30:33	4-10	.400	3-6	.500	2-4	.500	0	2	2	0.7	3	0	0	0	1	13	2.6	
at Vanderbilt	01/15/2025		25:56	3-8	.375	2-6	.333	2-2	1.000	0	1	1	0.8	0	1	1	0	0	10	3.5	
at Oklahoma	01/18/2025		32:49	2-9	.222	0-4	.000	2-5	.400	1	1	2	0.9	0	1	1	0	0	6	3.8	
Florida	01/22/2025		21:36	4-8	.500	2-6	.333	0-0	.000	1	2	3	1.1	1	0	0	0	10	4.4		
Mississippi St.	01/25/2025		31:43	1-9	.111	1-5	.200	9-10	.900	3	3	6	1.5	2	1	2	0	1	12	5.1	
at Georgia	01/28/2025		18:06	3-6	.500	0-2	.000	3-3	1.000	0	0	0	1.4	2	0	0	1	2	9	5.4	
Texas A&M	02/01/2025		04:49	0-0	.000	0-0	.000	0-0	.000	0	0	0	1.3	1	0	0	0	0	5.0		
at Kentucky	02/08/2025		05:51	0-2	.000	0-2	.000	0-0	.000	0	0	0	1.2	0	0	0	0	0	4.6		
Ole Miss	02/12/2025		02:26	0-0	.000	0-0	.000	0-0	.000	0	0	0	1.1	0	0	0	0	0	4.3		
at Florida	02/15/2025		17:39	2-6	.333	1-3	.333	0-0	.000	0	1	1	1.1	0	0	0	0	5	4.4		
at LSU	02/18/2025		17:45	3-5	.600	3-5	.600	0-0	.000	0	2	2	1.2	0	0	1	0	9	4.6		
Texas	02/22/2025		09:35	0-2	.000	0-2	.000	2-2	1.000	0	1	1	1.2	2	0	0	0	2	4.5		
at Missouri	02/25/2025		14:56	0-3	.000	0-3	.000	4-4	1.000	0	2	2	1.2	1	0	0	0	4	4.5		
Arkansas	03/01/2025		08:55	0-2	.000	0-0	.000	0-0	.000	0	2	2	1.3	0	0	0	0	0	4.3		
Georgia	03/04/2025		09:17	1-3	.333	1-2	.500	0-0	.000	0	1	1	1.2	1	0	0	0	3	4.2		
at Tennessee	03/08/2025		13:44	3-4	.750	3-4	.750	0-0	.000	0	0	0	1.2	1	0	0	1	9	4.4		
Totals			0	301:15	28-89	.315	17-57	.298	24-30	.800	6	20	26	1.2	17	3	6	3	5	97	4.4

Player Averages

Games Played	Minutes/ game	Points/ game	FG Pct	3FG Pct	FT Pct	Rebounds/ game	Assists/ game	Turnovers/ game	Assist/Turnover ratio	Steals/ game	Blocks/ game
22	13.7	4.4	31.5	29.8	80.0	1.2	0.1	0.3	0.5	0.2	0.1

PLAYER BIO

2024-25

- Hit a trio of corner 3s and had 9 pts off the bench at #4/4 Tennessee (March 8)
- 12 pts off bench in OT loss vs. #14/14 Miss. St. (Jan. 25) ; went 9-of-10 at the FT line, new career highs in FTs made and FTs attempted
- Led bench with 10 pts vs. #5/5 Florida (Jan. 22)
- Scored in double figures again with 10 pts off the bench at Vanderbilt (Jan. 15), hitting a pair of 3s
- Had breakout game playing 31 min vs. #2/2 Auburn (Jan. 11), finishing with 13 points on 3-of-6 shooting from deep
- Played career-high 19 min off bench vs. #5/5 Alabama (Jan. 8)
- Made Gamecock debut in season opener vs. UNF (Nov. 4)
- Redshirted initial collegiate season in 23-24

PRE-SOUTH CAROLINA

- Three-star recruit and the consensus No. 3 player in the state of South Carolina in the class of 2023 ; ranked in the top-300 nationally and No. 47 at his position by 247Sports and No. 58 by On3
- Played at 4A Westwood High School in Blythewood where he scored over 1,000 points for his career
- All-region and all-state selection as a senior for the Red-hawks after averaging 21.4 points, 5.5 rebounds and 2.2 assists per game
- Was a McDonald's All-American nominee and helped South Carolina to a 118-99 win in the Carolinas Classic All-Star Game with 10 points
- As a junior at Westwood, averaged 18.5 points, 5.8 rebounds and 1.5 assists per contest

PERSONAL

- Son of Tomeshia and Alphonso Conyers – has a younger sister, Emery
- Sport and entertainment management major
- Born on Dec. 17, 2004
- List cheese pizza as favorite food and Love and Basketball as favorite movie
- Dream car is a Mercedes-Benz G-Class
- Favorite basketball player to watch and learn from is Kobe Bryant
- Piece of advice for young people is to always believe in yourself

CAREER STATS

SEASON	TEAM	GP-GS	MIN/AVG	Field Goals		3-Point		F-Throws		Rebounds				Scoring						
				FG-FGA	FG%	3FG-3FGA	3FG%	FT-FTA	FT%	OFF	DEF	TOT	AVG	PF-FO	A	TO	BLK	STL	PTS	AVG
2024-25	SC	22-0	301/13.7	28-89	.315	17-57	.298	24-30	.800	6	20	26	1.2	17-0	3	6	3	5	97	4.4
TOTAL		22-0	301/13.7	28-89	.315	17-57	.298	24-30	.800	6	20	26	1.2	17-0	3	6	3	5	97	4.4

23

Cam Scott

Fr. • Guard • 6-6 • 170 • Lexington, S.C. // Lexington High School

CAREER HIGHS

Single Game Highs

Statistic	Value
Points	9 vs Radford 12/22/24
Rebounds	4 vs North Florida 11/04/24, vs USC Upstate 12/14/24
Assists	2 vs East Carolina 12/07/24, vs Towson 11/12/24, at Boston College 12/03/24
Steals	1 at Mississippi St. 01/04/25
Blocks	1 vs Presbyterian 12/30/24
FG Made	3 vs Radford 12/22/24
FG Attempts	12 vs South Carolina St. 11/08/24
3FG Made	2 vs Radford 12/22/24
3FG Attempts	7 vs South Carolina St. 11/08/24
FT Made	3 vs USC Upstate 12/14/24
FT Attempts	4 vs USC Upstate 12/14/24

SUPERLATIVES

'24-25

- Double-figure scoring -
- Double-figure rebounding -
- Double-figure assists -
- Double-double -
- 5+ assists -
- 3+ steals -
- Team high scoring -
- Team high rebounding -
- Team high assists -
- Team high steals -



IG: @thecamscott23

X: @thecamscott23

TIKTOK: @thecamscott23

includes led, or shared team high

2024-25 GAME-BY-GAME

Opponent	Date	GS	MIN	Total		3-Pointers		Free throws		Rebounds				PF	A	TO	BLK	STL	PTS	AVG
				FG-FGA	PCT	3FG-3FGA	PCT	FT-FTA	PCT	OFF	DEF	TOT	AVG							
North Florida	11/04/2024		20:47	2-4	.500	1-2	.500	1-3	.333	3	1	4	4.0	1	1	1	0	0	6	6.0
South Carolina St.	11/08/2024		18:22	2-12	.167	1-7	.143	1-2	.500	0	3	3	3.5	2	1	0	0	0	6	6.0
Towson	11/12/2024		10:35	0-3	.000	0-3	.000	0-0	.000	1	1	2	3.0	2	2	1	0	0	4	4.0
at Indiana	11/16/2024		06:14	0-2	.000	0-2	.000	0-0	.000	0	2	2	2.8	1	0	1	0	0	3	3.0
Mercer	11/21/2024		12:51	2-5	.400	1-4	.250	0-0	.000	0	1	1	2.4	0	0	0	0	0	5	5.4
vs Xavier	11/25/2024		18:08	1-4	.250	0-2	.000	2-2	1.000	0	1	1	2.2	0	0	1	0	0	4	3.5
vs Virginia Tech	11/27/2024		14:53	1-5	.200	0-4	.000	0-0	.000	0	2	2	2.1	0	1	0	0	0	2	3.3
at Boston College	12/03/2024		11:34	0-2	.000	0-0	.000	0-0	.000	0	0	0	1.9	0	2	0	0	0	0	2.9
East Carolina	12/07/2024		09:46	0-2	.000	0-1	.000	0-0	.000	0	0	0	1.7	2	2	0	0	0	0	2.6
USC Upstate	12/14/2024		16:45	2-4	.500	0-0	.000	3-4	.750	1	3	4	1.9	2	0	1	0	0	7	3.0
Clemson	12/17/2024		05:57	0-1	.000	0-0	.000	0-0	.000	0	1	1	1.8	0	0	0	0	0	0	2.7
Radford	12/22/2024		13:29	3-7	.429	2-6	.333	1-2	.500	0	1	1	1.8	1	0	1	0	0	9	3.3
Presbyterian	12/30/2024		11:06	1-3	.333	0-1	.000	0-0	.000	0	0	0	1.6	0	0	0	1	0	2	3.2
at Mississippi St.	01/04/2025		10:12	1-2	.500	0-0	.000	0-0	.000	0	1	1	1.6	2	0	1	0	1	2	3.1
Alabama	01/08/2025		08:13	0-2	.000	0-1	.000	2-2	1.000	0	2	2	1.6	1	0	2	0	0	2	3.0
at Vanderbilt	01/15/2025		13:03	2-5	.400	1-2	.500	0-0	.000	0	3	3	1.7	1	1	1	0	0	5	3.1
at Oklahoma	01/18/2025		05:42	1-2	.500	0-0	.000	0-0	.000	0	0	0	1.6	0	0	1	0	0	2	3.1
at Georgia	01/28/2025		03:41	0-1	.000	0-1	.000	0-0	.000	0	0	0	1.5	2	0	0	0	0	0	2.9
at Kentucky	02/08/2025		18:41	1-4	.250	0-2	.000	2-2	1.000	0	1	1	1.5	2	0	1	0	0	4	2.9
Ole Miss	02/12/2025		02:48	0-0	.000	0-0	.000	0-0	.000	0	0	0	1.4	1	0	0	0	0	0	2.8
at Florida	02/15/2025		03:51	0-1	.000	0-1	.000	0-0	.000	0	1	1	1.4	0	0	0	0	0	0	2.7
at LSU	02/18/2025		05:21	0-2	.000	0-2	.000	0-0	.000	0	2	2	1.4	0	0	0	0	0	0	2.5
at Missouri	02/25/2025		09:53	0-3	.000	0-2	.000	2-2	1.000	0	0	0	1.3	0	0	0	0	0	2	2.5
Arkansas	03/01/2025		02:31	0-0	.000	0-0	.000	0-0	.000	0	0	0	1.3	1	0	2	0	0	0	2.4
Georgia	03/04/2025		01:51	0-0	.000	0-0	.000	0-0	.000	0	0	0	1.2	0	0	0	0	0	0	2.3
Totals			0	256:13	19-76	.250	6-43	.140	14-19	.737	5	26	31	1.2	10	14	1	1	58	2.3

Player Averages

Games Played	Minutes/ game	Points/ game	FG Pct	3FG Pct	FT Pct	Rebounds/ game	Assists/ game	Turnovers/ game	Assist/Turnover ratio	Steals/ game	Blocks/ game
25	10.2	2.3	25.0	14.0	73.7	1.2	0.4	0.6	0.7	0.0	0.0

PLAYER BIO

2024-25

- 5 pts off the bench at Vanderbilt (Jan. 15)
- Career-high 9 pts in win vs. Radford (Dec. 22), knocking down a pair of 3s
- Had 7 pts in 17 min vs. USC Upstate (Dec. 14)
- Had 5 pts off the bench in 13 min in win over Mercer (Nov. 21)

PRE-SOUTH CAROLINA

- Consensus four-star and the top player in the state by 247Sports and On3 ; ranked No. 47 overall player by 247Sports (No. 6 shooting guard) and No. 36 overall by On3 (No. 8 shooting guard)
- Two-time South Carolina Gatorade Player of the Year and concluded his prep days as the school record-holder for career points (2,475) at Lexington High School, leading the Wildcats to a 28-2 record as a senior and the 5A state title
- Averaged 22.0 points, 6.4 rebounds, 3.3 steals and 2.5 assists per game in senior season
- 2024 South Carolina 5A Player of the Year and finished his high school career the only four-time all-state selection in program history at Lexington
- Scored 43 points, a school record, in a 95-53 win over White Knoll in senior season
- Started playing varsity in the eighth grade, averaging 15.6 points and 6.0 rebounds per contest for Lexington
- Played in the Iverson Classic All-American game
- Joins Collin Murray-Boyles, Gregory "GG" Jackson II, PJ Dozier and Sindarius Thornwell as four-star South Carolina natives to stay home and play for the Gamecocks

PERSONAL

- Son of Armet and Alisha – has a younger brother, Trey ; born on Sept. 24, 2005
- Enjoys going to his younger brother's sporting events in his free time
- List mac and cheese as favorite food
- Favorite movie is Shrek and SpongeBob SquarePants is favorite TV show
- Favorite player to watch & learn from is Dwayne Wade
- Broadcast journalism major

CAREER STATS

SEASON	TEAM	GP-GS	MIN/AVG	Field Goals		3-Point		F-Throws		Rebounds				Scoring						
				FG-FGA	FG%	3FG-3FGA	3FG%	FT-FTA	FT%	OFF	DEF	TOT	AVG	PF-FO	A	TO	BLK	STL	PTS	AVG
2024-25	SC	25-0	256/10.2	19-76	.250	6-43	.140	14-19	.737	5	26	31	1.2	21-0	10	14	1	1	58	2.3
TOTAL		25-0	256/10.2	19-76	.250	6-43	.140	14-19	.737	5	26	31	1.2	21-0	10	14	1	1	58	2.3



2024-25 SOUTH CAROLINA BASKETBALL STATS



2024-25 South Carolina Men's Basketball Combined Team Statistics All games

Page 1/1
as of Mar 08, 2025

Game Records

Record	Overall	Home	Away	Neutral
ALL GAMES	12-19	10-8	1-10	1-1
CONFERENCE	2-16	2-7	0-9	0-0
NON-CONFERENCE	10-3	8-1	1-1	1-1

Score by Periods

Team	1st	2nd	OT	TOT
South Carolina	979	1170	16	2165
Opponents	1024	1172	18	2214

Team Box Score

No.	Player	Total					3-Point		F-Throw		Rebounds				PF		DQ		A		TO		BLK		STL		PTS		AVG	
		GP-GS	MIN	AVG	FG-FGA	FG%	3FG-3FGA	3FG%	FT-FTA	FT%	OFF	DEF	TOT	AVG	PF	DQ	A	TO	BLK	STL	PTS	AVG								
30	MURRAY-BOYLES, Collin	31-31	946:60	30.5	192-328	.585	8-32	.250	126-180	.700	67	185	252	8.1	77	5	75	77	42	45	518	16.7								
6	THOMAS, Jamarii	27-25	801:02	29.7	101-274	.369	44-125	.352	107-145	.738	16	65	81	3.0	69	1	81	60	5	33	353	13.1								
5	PRINGLE, Nick	31-31	761:11	24.6	102-174	.586	0-3	.000	96-146	.658	56	141	197	6.4	84	3	36	44	14	14	300	9.7								
2	DAVIS, Zachary	31-18	831:36	26.8	87-221	.394	28-96	.292	60-81	.741	33	112	145	4.7	61	1	56	62	2	34	262	8.5								
1	WRIGHT, Jacobi	31-30	892:17	28.8	80-212	.377	27-93	.290	47-60	.783	14	55	69	2.2	49	1	71	45	3	15	234	7.5								
15	UGUSUK, Morris	31-6	691:46	22.3	61-157	.389	46-111	.414	20-26	.769	13	30	43	1.4	38	0	28	28	1	15	188	6.1								
10	STUTE, Myles	14-14	347:12	24.8	25-75	.333	20-61	.328	6-8	.750	9	29	38	2.7	22	0	15	13	5	5	76	5.4								
21	CONYERS, Arden	22-0	301:15	13.7	28-89	.315	17-57	.298	24-30	.800	6	20	26	1.2	17	0	3	6	3	5	97	4.4								
23	SCOTT, Cam	25-0	256:13	10.2	19-76	.250	6-43	.140	14-19	.737	5	26	31	1.2	21	0	10	14	1	1	58	2.3								
0	BUTLER, Jordan	27-0	182:52	6.8	12-36	.333	10-33	.303	10-14	.714	4	18	22	0.8	27	0	5	4	11	4	44	1.6								
31	BOSMANS-VERDONK, Benjamin	28-0	219:40	7.8	10-32	.313	0-0	.000	13-24	.542	27	20	47	1.7	29	0	14	11	3	2	33	1.2								
13	HERRO, Austin	10-0	14:43	1.5	1-2	.500	0-0	.000	0-0	.000	1	1	2	0.2	3	0	1	2	0	0	2	0.2								
4	COGGESHALL, Weston	2-0	03:12	1.6	0-0	.000	0-0	.000	0-0	.000	0	1	1	0.5	0	0	0	0	0	0	0	0.0								
Team											60	50	110																	
Total		31	6250		718-1676	.428	206-654	.315	523-733	.714	311	753	1064	34.3	497	11	395	385	90	173	2165	69.8								
Opponents		31	6250		809-1779	.455	214-613	.349	382-542	.705	284	715	999	32.2	592	17	403	324	142	243	2214	71.4								

Team Statistics

	SC	OPP
Scoring	2165	2214
Points per game	69.8	71.4
Scoring margin	-1.6	-
Field goals-att	718-1676	809-1779
Field goal pct	.428	.455
3 point fg-att	206-654	214-613
3-point FG pct	.315	.349
3-pt FG made per game	6.6	6.9
Free throws-att	523-733	382-542
Free throw pct	.714	.705
F-Throws made per game	16.9	12.3
Rebounds	1064	999
Rebounds per game	34.3	32.2
Rebounding margin	+2.1	-
Assists	395	403
Assists per game	12.7	13.0
Turnovers	385	324
Turnovers per game	12.4	10.5
Turnover margin	-2.0	-
Assist/turnover ratio	1.0	1.2
Steals	173	243
Steals per game	5.6	7.8
Blocks	90	142
Blocks per game	2.9	4.6
Winning streak	0	-
Home win streak	0	-
Attendance	214673	123205
Home games-Avg/Game	18-11926	11-11200
Neutral site-Avg/Game	-	2-3500

Team Results

Date	Opponent		Score	Att.
11/04/2024	North Florida	L	71-74	12388
11/08/2024	South Carolina St.	W	86-64	12205
11/12/2024	Towson	W	80-54	11577
11/16/2024	at Indiana	L	71-87	17222
11/21/2024	Mercer	W	84-72	11054
11/25/2024	vs Xavier	L	66-75	3500
11/27/2024	vs Virginia Tech	W	70-60	3500
12/03/2024	at Boston College	W	73-51	4607
12/07/2024	East Carolina	W	75-68	10997
12/14/2024	USC Upstate	W	73-53	11092
12/17/2024	Clemson	Wot	91-88	12780
12/22/2024	Radford	W	74-48	10831
12/30/2024	Presbyterian	W	69-59	10525
01/04/2025	at Mississippi St.	L	50-85	8075
01/08/2025	Alabama	L	68-88	11115
01/11/2025	Auburn	L	63-66	13390
01/15/2025	at Vanderbilt	L	63-66	6443
01/18/2025	at Oklahoma	L	62-82	7264
01/22/2025	Florida	L	69-70	14930
01/25/2025	Mississippi St.	Lot	60-65	13203
01/28/2025	at Georgia	L	60-71	7062
02/01/2025	Texas A&M	L	72-76	12856
02/08/2025	at Kentucky	L	57-80	20003
02/12/2025	Ole Miss	L	68-72	10974
02/15/2025	at Florida	L	67-88	10853
02/18/2025	at LSU	L	67-81	7403
02/22/2025	Texas	W	84-69	11369
02/25/2025	at Missouri	L	71-101	12595
03/01/2025	Arkansas	W	72-53	11754
03/04/2025	Georgia	L	64-73	11633
03/08/2025	at Tennessee	L	65-75	21678



2024-25 SOUTH CAROLINA BASKETBALL STATS



2024-25 South Carolina Men's Basketball Combined Team Statistics In Conference games

Page 1/1
as of Mar 08, 2025

Game Records

Record	Overall	Home	Away	Neutral
ALL GAMES	2-16	2-7	0-9	0-0
CONFERENCE	2-16	2-7	0-9	0-0
NON-CONFERENCE	0-0	0-0	0-0	0-0

Score by Periods

Team	1st	2nd	OT	TOT
South Carolina	538	639	5	1182
Opponents	640	711	10	1361

Team Box Score

No.	Player	Total					3-Point		F-Throw		Rebounds				Other							
		GP-GS	MIN	AVG	FG-FGA	FG%	3FG-3FGA	3FG%	FT-FTA	FT%	OFF	DEF	TOT	AVG	PF	DQ	A	TO	BLK	STL	PTS	AVG
30	MURRAY-BOYLES, Collin	18-18	562:21	31.2	110-201	.547	5-22	.227	77-109	.706	37	94	131	7.3	43	2	46	43	24	27	302	16.8
6	THOMAS, Jamarii	14-12	396:19	28.3	53-151	.351	23-71	.324	60-73	.822	11	28	39	2.8	34	1	38	31	2	15	189	13.5
5	PRINGLE, Nick	18-18	446:23	24.8	57-107	.533	0-3	.000	48-78	.615	35	75	110	6.1	49	1	16	33	2	11	162	9.0
2	DAVIS, Zachary	18-17	541:40	30.1	51-142	.359	20-68	.294	28-38	.737	19	76	95	5.3	34	0	36	51	1	23	150	8.3
1	WRIGHT, Jacobi	18-18	534:00	29.7	38-112	.339	9-46	.196	28-32	.875	9	35	44	2.4	33	1	36	26	1	12	113	6.3
15	UGUSUK, Morris	18-6	428:11	23.8	36-99	.364	25-66	.379	9-11	.818	7	20	27	1.5	23	0	13	16	1	10	106	5.9
21	CONYERS, Arden	17-0	284:16	16.7	27-83	.325	16-53	.302	24-30	.800	5	18	23	1.4	16	0	3	6	2	4	94	5.5
0	BUTLER, Jordan	16-0	135:15	8.5	7-24	.292	5-22	.227	5-8	.625	2	11	13	0.8	21	0	3	3	8	3	24	1.5
23	SCOTT, Cam	12-0	85:47	7.1	5-22	.227	1-11	.091	6-6	1.000	0	10	10	0.8	10	0	1	8	0	1	17	1.4
31	BOSMANS-VERDONK, Benjamin	18-0	173:54	9.7	7-18	.389	0-0	.000	8-15	.533	20	13	33	1.8	24	0	13	8	2	2	22	1.2
10	STUTE, Myles	1-1	24:40	24.7	0-4	.000	0-2	.000	1-2	.500	0	1	1	1.0	1	0	1	1	0	1	1	1.0
13	HERRO, Austin	6-0	10:10	1.7	1-1	1.000	0-0	.000	0-0	.000	1	1	2	0.3	2	0	1	2	0	0	2	0.3
4	COGGESHALL, Weston	1-0	02:05	2.1	0-0	.000	0-0	.000	0-0	.000	0	0	0	0.0	0	0	0	0	0	0	0	0.0
Team											33	24	57				12					
Total		18	3625		392-964	.407	104-364	.286	294-402	.731	179	406	585	32.5	290	5	207	240	43	109	1182	65.7
Opponents		18	3625		498-1023	.487	141-381	.370	224-311	.720	152	422	574	31.9	319	7	272	186	95	147	1361	75.6

Team Statistics

	SC	OPP
Scoring	1182	1361
Points per game	65.7	75.6
Scoring margin	-9.9	-
Field goals-att	392-964	498-1023
Field goal pct	.407	.487
3 point fg-att	104-364	141-381
3-point FG pct	.286	.370
3-pt FG made per game	5.8	7.8
Free throws-att	294-402	224-311
Free throw pct	.731	.720
F-Throws made per game	16.3	12.4
Rebounds	585	574
Rebounds per game	32.5	31.9
Rebounding margin	+0.6	-
Assists	207	272
Assists per game	11.5	15.1
Turnovers	240	186
Turnovers per game	13.3	10.3
Turnover margin	-3.0	-
Assist/turnover ratio	0.9	1.5
Steals	109	147
Steals per game	6.1	8.2
Blocks	43	95
Blocks per game	2.4	5.3
Winning streak	0	-
Home win streak	0	-
Attendance	111224	101376
Home games-Avg/Game	9-12358	9-11264
Neutral site-Avg/Game	-	0-0

Team Results

Date	Opponent		Score	Att.
01/04/2025	at Mississippi St.	L	50-85	8075
01/08/2025	Alabama	L	68-88	11115
01/11/2025	Auburn	L	63-66	13390
01/15/2025	at Vanderbilt	L	63-66	6443
01/18/2025	at Oklahoma	L	62-82	7264
01/22/2025	Florida	L	69-70	14930
01/25/2025	Mississippi St.	Lot	60-65	13203
01/28/2025	at Georgia	L	60-71	7062
02/01/2025	Texas A&M	L	72-76	12856
02/08/2025	at Kentucky	L	57-80	20003
02/12/2025	Ole Miss	L	68-72	10974
02/15/2025	at Florida	L	67-88	10853
02/18/2025	at LSU	L	67-81	7403
02/22/2025	Texas	W	84-69	11369
02/25/2025	at Missouri	L	71-101	12595
03/01/2025	Arkansas	W	72-53	11754
03/04/2025	Georgia	L	64-73	11633
03/08/2025	at Tennessee	L	65-75	21678



Points

##	Player	G	Pts	Pts/G
30	Murray-Boyles, Collin	31	518	16.7
6	Thomas, Jamarii	27	353	13.1
5	Pringle, Nick	31	300	9.7
2	Davis, Zachary	31	262	8.5
1	Wright, Jacobi	31	234	7.5
15	Ugusuk, Morris	31	188	6.1
21	Conyers, Arden	22	97	4.4
10	Stute, Myles	14	76	5.4
23	Scott, Cam	25	58	2.3
0	Butler, Jordan	27	44	1.6
31	Bosmans-Verdonk, Benjamin	28	33	1.2
13	Herro, Austin	10	2	0.2

Scoring Average

##	Player	G	Pts	Pts/G
30	Murray-Boyles, Collin	31	518	16.7
6	Thomas, Jamarii	27	353	13.1
5	Pringle, Nick	31	300	9.7
2	Davis, Zachary	31	262	8.5
1	Wright, Jacobi	31	234	7.5
15	Ugusuk, Morris	31	188	6.1
10	Stute, Myles	14	76	5.4
21	Conyers, Arden	22	97	4.4
23	Scott, Cam	25	58	2.3
0	Butler, Jordan	27	44	1.6
31	Bosmans-Verdonk, Benjamin	28	33	1.2
13	Herro, Austin	10	2	0.2

Field Goal Percentage

##	Player	FG	Att	Pct
5	Pringle, Nick	102	174	.586
30	Murray-Boyles, Collin	192	328	.585
13	Herro, Austin	1	2	.500
2	Davis, Zachary	87	221	.394
15	Ugusuk, Morris	61	157	.389
1	Wright, Jacobi	80	212	.377
6	Thomas, Jamarii	101	274	.369
10	Stute, Myles	25	75	.333
0	Butler, Jordan	12	36	.333
21	Conyers, Arden	28	89	.315
31	Bosmans-Verdonk, Benjamin	10	32	.313
23	Scott, Cam	19	76	.250

Field Goal Attempts

##	Player	G	Att	Att/G
30	Murray-Boyles, Collin	31	328	10.6
6	Thomas, Jamarii	27	274	10.1
2	Davis, Zachary	31	221	7.1
1	Wright, Jacobi	31	212	6.8
5	Pringle, Nick	31	174	5.6

Field Goals Made

##	Player	G	Made	Made/G
30	Murray-Boyles, Collin	31	192	6.2
5	Pringle, Nick	31	102	3.3
6	Thomas, Jamarii	27	101	3.7
2	Davis, Zachary	31	87	2.8
1	Wright, Jacobi	31	80	2.6

3-Point FG Percentage

##	Player	3FG	Att	Pct
15	Ugusuk, Morris	46	111	.414
6	Thomas, Jamarii	44	125	.352
10	Stute, Myles	20	61	.328
0	Butler, Jordan	10	33	.303
21	Conyers, Arden	17	57	.298
2	Davis, Zachary	28	96	.292
1	Wright, Jacobi	27	93	.290
30	Murray-Boyles, Collin	8	32	.250
23	Scott, Cam	6	43	.140

3-Point FG Attempts

##	Player	G	Att	Att/G
6	Thomas, Jamarii	27	125	4.6
15	Ugusuk, Morris	31	111	3.6
2	Davis, Zachary	31	96	3.1
1	Wright, Jacobi	31	93	3.0
10	Stute, Myles	14	61	4.4

3-Point FG Made

##	Player	G	Made	Made/G
15	Ugusuk, Morris	31	46	1.5
6	Thomas, Jamarii	27	44	1.6
2	Davis, Zachary	31	28	0.9
1	Wright, Jacobi	31	27	0.9
10	Stute, Myles	14	20	1.4



Free Throw Percentage

##	Player	Made	Att	Pct
21	Conyers, Arden	24	30	.800
1	Wright, Jacobi	47	60	.783
15	Ugusuk, Morris	20	26	.769
10	Stute, Myles	6	8	.750
2	Davis, Zachary	60	81	.741
6	Thomas, Jamarii	107	145	.738
23	Scott, Cam	14	19	.737
0	Butler, Jordan	10	14	.714
30	Murray-Boyles, Collin	126	180	.700
5	Pringle, Nick	96	146	.658
31	Bosmans-Verdonk, Benjamin	13	24	.542

Free Throw Attempts

##	Player	G	Att	Att/G
30	Murray-Boyles, Collin	31	180	5.8
5	Pringle, Nick	31	146	4.7
6	Thomas, Jamarii	27	145	5.4
2	Davis, Zachary	31	81	2.6
1	Wright, Jacobi	31	60	1.9

Free Throws Made

##	Player	G	Made	Made/G
30	Murray-Boyles, Collin	31	126	4.1
6	Thomas, Jamarii	27	107	4.0
5	Pringle, Nick	31	96	3.1
2	Davis, Zachary	31	60	1.9
1	Wright, Jacobi	31	47	1.5

Rebounds

##	Player	G	Reb	Reb/G
30	Murray-Boyles, Collin	31	252	8.1
5	Pringle, Nick	31	197	6.4
2	Davis, Zachary	31	145	4.7
6	Thomas, Jamarii	27	81	3.0
1	Wright, Jacobi	31	69	2.2

Assists

##	Player	G	Ast	Ast/G
6	Thomas, Jamarii	27	81	3.0
30	Murray-Boyles, Collin	31	75	2.4
1	Wright, Jacobi	31	71	2.3
2	Davis, Zachary	31	56	1.8
5	Pringle, Nick	31	36	1.2

Rebounds Average

##	Player	G	Reb	Reb/G
30	Murray-Boyles, Collin	31	252	8.1
5	Pringle, Nick	31	197	6.4
2	Davis, Zachary	31	145	4.7
6	Thomas, Jamarii	27	81	3.0
10	Stute, Myles	14	38	2.7

Steals

##	Player	G	Stl	Stl/G
30	Murray-Boyles, Collin	31	45	1.5
2	Davis, Zachary	31	34	1.1
6	Thomas, Jamarii	27	33	1.2
1	Wright, Jacobi	31	15	0.5
15	Ugusuk, Morris	31	15	0.5

Offensive Rebounds

##	Player	G	OReb	OReb/G
30	Murray-Boyles, Collin	31	67	2.2
5	Pringle, Nick	31	56	1.8
2	Davis, Zachary	31	33	1.1
31	Bosmans-Verdonk, Benjamin	28	27	1.0
6	Thomas, Jamarii	27	16	0.6

Blocked Shots

##	Player	G	Blk	Blk/G
30	Murray-Boyles, Collin	31	42	1.4
5	Pringle, Nick	31	14	0.5
0	Butler, Jordan	27	11	0.4
6	Thomas, Jamarii	27	5	0.2
10	Stute, Myles	14	5	0.4

Defensive Rebounds

##	Player	G	DReb	DReb/G
30	Murray-Boyles, Collin	31	185	6.0
5	Pringle, Nick	31	141	4.5
2	Davis, Zachary	31	112	3.6
6	Thomas, Jamarii	27	65	2.4
1	Wright, Jacobi	31	55	1.8

Minutes

##	Player	G	Min	Min/G
30	Murray-Boyles, Collin	31	947	30:33
1	Wright, Jacobi	31	892	28:47
2	Davis, Zachary	31	832	26:50
6	Thomas, Jamarii	27	801	29:40
5	Pringle, Nick	31	761	24:33

Fouls

##	Player	G	PF	PF/G
5	Pringle, Nick	31	84	2.7
30	Murray-Boyles, Collin	31	77	2.5
6	Thomas, Jamarii	27	69	2.6
2	Davis, Zachary	31	61	2.0
1	Wright, Jacobi	31	49	1.6

Turnovers

##	Player	G	TO	TO/G
30	Murray-Boyles, Collin	31	77	2.5
2	Davis, Zachary	31	62	2.0
6	Thomas, Jamarii	27	60	2.2
1	Wright, Jacobi	31	45	1.5
5	Pringle, Nick	31	44	1.4



2024-25 South Carolina Men's Basketball
Team High/Low Analysis
All games

South Carolina - Game Highs

POINTS	91		Clemson (12/17/2024)
	86		South Carolina St. (11/08/2024)
	84		Texas (02/22/2025)
	84		Mercer (11/21/2024)
	80		Towson (11/12/2024)
FIELD GOALS MADE	30		Clemson (12/17/2024)
	30		South Carolina St. (11/08/2024)
FIELD GOAL ATTEMPTS	64		South Carolina St. (11/08/2024)
	63		at Indiana (11/16/2024)
FIELD GOAL PERCENTAGE	.540	(27-50)	East Carolina (12/07/2024)
	.517	(30-58)	Clemson (12/17/2024)
3 PT FG MADE	12		Texas A&M (02/01/2025)
	12		East Carolina (12/07/2024)
	12		Mercer (11/21/2024)
3 PT FG ATTEMPTS	36		at Tennessee (03/08/2025)
	32		vs Virginia Tech (N) (11/27/2024)
3 PT FG PERCENTAGE	.526	(10-19)	at Boston College (12/03/2024)
	.522	(12-23)	East Carolina (12/07/2024)
FREE THROWS MADE	34		Texas (02/22/2025)
	25		Radford (12/22/2024)
FREE THROW ATTEMPTS	45		Texas (02/22/2025)
	34		Clemson (12/17/2024)
FREE THROW PERCENTAGE	.926	(25-27)	Radford (12/22/2024)
	.840	(21-25)	at Missouri (02/25/2025)
REBOUNDS	51		South Carolina St. (11/08/2024)
	45		Mississippi St. (01/25/2025)
ASSISTS	19		Texas A&M (02/01/2025)
	19		East Carolina (12/07/2024)
STEALS	13		Mississippi St. (01/25/2025)
	9		at Georgia (01/28/2025)
BLOCKED SHOTS	8		North Florida (11/04/2024)
	6		Radford (12/22/2024)
	6		South Carolina St. (11/08/2024)
TURNOVERS	25		at Vanderbilt (01/15/2025)
	19		Mississippi St. (01/25/2025)
FOULS	23		at Indiana (11/16/2024)
	22		Texas (02/22/2025)



2024-25 South Carolina Men's Basketball
Team High/Low Analysis
All games

Opponent - Game Highs

POINTS	101		at Missouri (02/25/2025)
	88		at Florida (02/15/2025)
	88		Alabama (01/08/2025)
	88		Clemson (12/17/2024)
	87		at Indiana (11/16/2024)
FIELD GOALS MADE	40		at Missouri (02/25/2025)
	35		Alabama (01/08/2025)
	35		at Mississippi St. (01/04/2025)
FIELD GOAL ATTEMPTS	69		North Florida (11/04/2024)
	67		South Carolina St. (11/08/2024)
FIELD GOAL PERCENTAGE	.635	(40-63)	at Missouri (02/25/2025)
	.604	(32-53)	at Florida (02/15/2025)
3 PT FG MADE	14		at Florida (02/15/2025)
	13		at LSU (02/18/2025)
3 PT FG ATTEMPTS	30		at LSU (02/18/2025)
	29		North Florida (11/04/2024)
3 PT FG PERCENTAGE	.615	(8-13)	Ole Miss (02/12/2025)
	.579	(11-19)	at Missouri (02/25/2025)
FREE THROWS MADE	27		at Indiana (11/16/2024)
	21		Texas A&M (02/01/2025)
FREE THROW ATTEMPTS	33		at Indiana (11/16/2024)
	30		Texas A&M (02/01/2025)
FREE THROW PERCENTAGE	.923	(12-13)	at Kentucky (02/08/2025)
	.905	(19-21)	Clemson (12/17/2024)
REBOUNDS	43		North Florida (11/04/2024)
	41		at Kentucky (02/08/2025)
	41		vs Xavier (N) (11/25/2024)
ASSISTS	24		at Florida (02/15/2025)
	22		at Tennessee (03/08/2025)
STEALS	15		at Vanderbilt (01/15/2025)
	14		Florida (01/22/2025)
BLOCKED SHOTS	10		at Mississippi St. (01/04/2025)
	8		Auburn (01/11/2025)
TURNOVERS	17		Mississippi St. (01/25/2025)
	15		USC Upstate (12/14/2024)
FOULS	29		Texas (02/22/2025)
	26		Towson (11/12/2024)



2024-25 South Carolina Men's Basketball
Team High/Low Analysis
All games

South Carolina - Game Lows

POINTS	50		at Mississippi St. (01/04/2025)
	57		at Kentucky (02/08/2025)
	60		at Georgia (01/28/2025)
	60		Mississippi St. (01/25/2025)
	62		at Oklahoma (01/18/2025)
FIELD GOALS MADE	16		at Mississippi St. (01/04/2025)
	17		Mississippi St. (01/25/2025)
FIELD GOAL ATTEMPTS	45		at Vanderbilt (01/15/2025)
	48		Presbyterian (12/30/2024)
FIELD GOAL PERCENTAGE	.291	(16-55)	at Mississippi St. (01/04/2025)
	.293	(17-58)	Mississippi St. (01/25/2025)
3 PT FG MADE	2		at Missouri (02/25/2025)
	2		at Mississippi St. (01/04/2025)
3 PT FG ATTEMPTS	12		at Florida (02/15/2025)
	13		Presbyterian (12/30/2024)
3 PT FG PERCENTAGE	.087	(2-23)	at Missouri (02/25/2025)
	.105	(2-19)	at Mississippi St. (01/04/2025)
FREE THROWS MADE	4		Florida (01/22/2025)
	9		Auburn (01/11/2025)
	9		East Carolina (12/07/2024)
FREE THROW ATTEMPTS	8		Florida (01/22/2025)
	12		Texas A&M (02/01/2025)
FREE THROW PERCENTAGE	.500	(4-8)	Florida (01/22/2025)
	.524	(11-21)	at Oklahoma (01/18/2025)
REBOUNDS	23		Georgia (03/04/2025)
	24		at Florida (02/15/2025)
ASSISTS	7		at Florida (02/15/2025)
	7		at Kentucky (02/08/2025)
STEALS	1		East Carolina (12/07/2024)
	3		at Tennessee (03/08/2025)
	3		Georgia (03/04/2025)
	3		Radford (12/22/2024)
	3		at Boston College (12/03/2024)
BLOCKED SHOTS	0		at Oklahoma (01/18/2025)
	1		at Tennessee (03/08/2025)
	1		Georgia (03/04/2025)
	1		Arkansas (03/01/2025)
	1		Auburn (01/11/2025)
	1		at Mississippi St. (01/04/2025)
	1		East Carolina (12/07/2024)
	1		at Boston College (12/03/2024)
	1		at Indiana (11/16/2024)
	1		Towson (11/12/2024)
TURNOVERS	5		Georgia (03/04/2025)
	8		Texas (02/22/2025)
	8		Ole Miss (02/12/2025)
	8		USC Upstate (12/14/2024)
FOULS	10		USC Upstate (12/14/2024)
	11		at LSU (02/18/2025)
	11		at Florida (02/15/2025)
	11		at Mississippi St. (01/04/2025)



2024-25 South Carolina Men's Basketball
Team High/Low Analysis
All games

Opponent - Game Lows

POINTS	48		Radford (12/22/2024)
	51		at Boston College (12/03/2024)
	53		Arkansas (03/01/2025)
	53		USC Upstate (12/14/2024)
	54		Towson (11/12/2024)
FIELD GOALS MADE	15		Arkansas (03/01/2025)
	16		Towson (11/12/2024)
FIELD GOAL ATTEMPTS	44		Presbyterian (12/30/2024)
	49		Texas A&M (02/01/2025)
FIELD GOAL PERCENTAGE	.288	(15-52)	Arkansas (03/01/2025)
	.296	(16-54)	Towson (11/12/2024)
3 PT FG MADE	1		USC Upstate (12/14/2024)
	2		Radford (12/22/2024)
	2		at Boston College (12/03/2024)
3 PT FG ATTEMPTS	10		Presbyterian (12/30/2024)
	10		USC Upstate (12/14/2024)
3 PT FG PERCENTAGE	.100	(1-10)	USC Upstate (12/14/2024)
	.125	(2-16)	at Boston College (12/03/2024)
FREE THROWS MADE	6		at LSU (02/18/2025)
	6		Florida (01/22/2025)
	6		Auburn (01/11/2025)
	6		USC Upstate (12/14/2024)
	6		vs Virginia Tech (N) (11/27/2024)
	6		North Florida (11/04/2024)
FREE THROW ATTEMPTS	7		at LSU (02/18/2025)
	9		Florida (01/22/2025)
	9		at Mississippi St. (01/04/2025)
	9		vs Virginia Tech (N) (11/27/2024)
	9		Mercer (11/21/2024)
FREE THROW PERCENTAGE	.429	(9-21)	at Tennessee (03/08/2025)
	.462	(6-13)	North Florida (11/04/2024)
REBOUNDS	23		Presbyterian (12/30/2024)
	24		Radford (12/22/2024)
ASSISTS	5		Towson (11/12/2024)
	7		Georgia (03/04/2025)
	7		at Boston College (12/03/2024)
STEALS	3		Georgia (03/04/2025)
	3		Auburn (01/11/2025)
BLOCKED SHOTS	2		at Missouri (02/25/2025)
	2		Texas A&M (02/01/2025)
	2		Clemson (12/17/2024)
	2		vs Virginia Tech (N) (11/27/2024)
	2		Mercer (11/21/2024)
TURNOVERS	6		Auburn (01/11/2025)
	6		East Carolina (12/07/2024)
FOULS	9		Florida (01/22/2025)
	11		Texas A&M (02/01/2025)



2024-25 South Carolina Men's Basketball
Player Highs Analysis
All games

South Carolina - Individual Game Highs

POINTS	35		Collin Murray-Boyles vs Arkansas (03/01/2025)
	27		Collin Murray-Boyles at Missouri (02/25/2025)
	27		Collin Murray-Boyles vs Towson (11/12/2024)
	25		Collin Murray-Boyles vs Auburn (01/11/2025)
	24		Collin Murray-Boyles vs Georgia (03/04/2025)
FIELD GOALS MADE	12		Collin Murray-Boyles vs Arkansas (03/01/2025)
	11		Collin Murray-Boyles vs Texas A&M (02/01/2025)
FIELD GOAL ATTEMPTS	18		Zachary Davis vs Florida (01/22/2025)
	18		Collin Murray-Boyles at Auburn (01/11/2025)
FIELD GOAL PERCENTAGE (min 5 made)	1.000	(10-10)	Collin Murray-Boyles vs East Carolina (12/07/2024)
	.909	(10-11)	Collin Murray-Boyles at Missouri (02/25/2025)
3 PT FG MADE	5		Myles Stute vs Clemson (12/17/2024)
	5		Jamarri Thomas vs East Carolina (12/07/2024)
3 PT FG ATTEMPTS	11		Jamarri Thomas at Tennessee (03/08/2025)
	11		Myles Stute at Indiana (11/16/2024)
3 PT FG PERCENTAGE (min 2 made)	1.000	(3-3)	Morris Ugusuk vs Texas (02/22/2025)
	1.000	(3-3)	Morris Ugusuk at Boston College (12/03/2024)
	1.000	(2-2)	Jacobi Wright at Oklahoma (01/18/2025)
	1.000	(2-2)	Zachary Davis vs Alabama (01/08/2025)
	1.000	(2-2)	Zachary Davis vs East Carolina (12/07/2024)
	1.000	(2-2)	Jordan Butler vs Virginia Tech (N) (11/27/2024)
FREE THROWS MADE	13		Collin Murray-Boyles vs Georgia (03/04/2025)
	12		Jamarri Thomas vs Texas (02/22/2025)
FREE THROW ATTEMPTS	18		Collin Murray-Boyles vs Georgia (03/04/2025)
	14		Collin Murray-Boyles vs Presbyterian (12/30/2024)
FREE THROW PERCENTAGE (min 3 made)	1.000	(10-10)	Nick Pringle vs Radford (12/22/2024)
	1.000	(7-7)	Collin Murray-Boyles at Missouri (02/25/2025)
	1.000	(6-6)	Nick Pringle at Florida (02/15/2025)
	1.000	(6-6)	Jacobi Wright at Vanderbilt (01/15/2025)
	1.000	(6-6)	Jacobi Wright vs Alabama (01/08/2025)
	1.000	(6-6)	Collin Murray-Boyles vs Clemson (12/17/2024)
	1.000	(4-4)	Zachary Davis at Tennessee (03/08/2025)
	1.000	(4-4)	Arden Conyers at Missouri (02/25/2025)
	1.000	(4-4)	Jamarri Thomas vs Texas A&M (02/01/2025)
	1.000	(4-4)	Jamarri Thomas at Georgia (01/28/2025)
	1.000	(4-4)	Collin Murray-Boyles vs Alabama (01/08/2025)
	1.000	(4-4)	Jamarri Thomas vs Radford (12/22/2024)
	1.000	(4-4)	Zachary Davis vs Radford (12/22/2024)
	1.000	(4-4)	Jordan Butler vs Clemson (12/17/2024)
	1.000	(4-4)	Nick Pringle vs East Carolina (12/07/2024)
	1.000	(4-4)	Zachary Davis vs South Carolina St. (11/08/2024)
	1.000	(4-4)	Jamarri Thomas vs North Florida (11/04/2024)
1.000	(3-3)	Arden Conyers at Georgia (01/28/2025)	
1.000	(3-3)	Collin Murray-Boyles vs Radford (12/22/2024)	
1.000	(3-3)	Nick Pringle vs USC Upstate (12/14/2024)	
REBOUNDS	16		Collin Murray-Boyles vs South Carolina St. (11/08/2024)
	14		Nick Pringle at Tennessee (03/08/2025)
	14		Collin Murray-Boyles at Boston College (12/03/2024)
ASSISTS	8		Collin Murray-Boyles vs Florida (01/22/2025)
	7		Jamarri Thomas vs East Carolina (12/07/2024)



South Carolina - Individual Game Highs

STEALS	5	Collin Murray-Boyles at Oklahoma (01/18/2025)
	4	Collin Murray-Boyles vs Arkansas (03/01/2025)
	4	Jamarii Thomas vs Mississippi St. (01/25/2025)
	4	Zachary Davis vs Mississippi St. (01/25/2025)
	4	Collin Murray-Boyles vs Mississippi St. (01/25/2025)
BLOCKED SHOTS	4	Collin Murray-Boyles vs Radford (12/22/2024)
	4	Collin Murray-Boyles vs North Florida (11/04/2024)
TURNOVERS	6	Nick Pringle at LSU (02/18/2025)
	6	Zachary Davis vs Florida (01/22/2025)
	6	Collin Murray-Boyles at Mississippi St. (01/04/2025)
FOULS	5	Collin Murray-Boyles vs Texas (02/22/2025)
	5	Collin Murray-Boyles at Oklahoma (01/18/2025)
	5	Nick Pringle at Vanderbilt (01/15/2025)
	5	Jacobi Wright at Vanderbilt (01/15/2025)
	5	Jamarii Thomas vs Alabama (01/08/2025)
	5	Zachary Davis vs Presbyterian (12/30/2024)
	5	Nick Pringle vs Clemson (12/17/2024)
	5	Collin Murray-Boyles vs Clemson (12/17/2024)
	5	Collin Murray-Boyles vs Xavier (N) (11/25/2024)
	5	Collin Murray-Boyles at Indiana (11/16/2024)
5	Nick Pringle vs South Carolina St. (11/08/2024)	



2024-25 South Carolina Men's Basketball
Player Highs Analysis
All games

Opponent - Individual Game Highs

POINTS	29		Tre Johnson vs Texas (02/22/2025)
	27		Kory Mincy vs Presbyterian (12/30/2024)
	27		Chase Hunter vs Clemson (12/17/2024)
	25		Wade Taylor IV vs Texas A&M (02/01/2025)
	23		Chaz Lanier at Tennessee (03/08/2025)
	23		Ian Schieffelin vs Clemson (12/17/2024)
	23		Myles Rice at Indiana (11/16/2024)
FIELD GOALS MADE	11		Tre Johnson vs Texas (02/22/2025)
	10		Kory Mincy vs Presbyterian (12/30/2024)
FIELD GOAL ATTEMPTS	21		Tre Johnson vs Texas (02/22/2025)
	18		Chase Hunter vs Clemson (12/17/2024)
FIELD GOAL PERCENTAGE (min 5 made)	.875	(7-8)	Brandon Garrison at Kentucky (02/08/2025)
	.833	(5-6)	Rueben Chinyelu at Florida (02/15/2025)
3 PT FG MADE	7		Wade Taylor IV vs Texas A&M (02/01/2025)
	5		Denzel Aberdeen at Florida (02/15/2025)
	5		Josh Hubbard at Mississippi St. (01/04/2025)
	5		Chase Hunter vs Clemson (12/17/2024)
3 PT FG ATTEMPTS	10		Wade Taylor IV vs Texas A&M (02/01/2025)
	10		Josh Hubbard at Mississippi St. (01/04/2025)
3 PT FG PERCENTAGE (min 2 made)	1.000	(2-2)	Jaylen Murray vs Ole Miss (02/12/2025)
	1.000	(2-2)	Silas Demary Jr. at Georgia (01/28/2025)
	1.000	(2-2)	Ben Burnham vs Virginia Tech (N) (11/27/2024)
	1.000	(2-2)	Ahmad Robinson vs Mercer (11/21/2024)
FREE THROWS MADE	10		Jalon Moore at Oklahoma (01/18/2025)
	7		Zhuric Phelps vs Texas A&M (02/01/2025)
	7		Nendah Tarke vs Towson (11/12/2024)
FREE THROW ATTEMPTS	15		Nendah Tarke vs Towson (11/12/2024)
	11		Jalon Moore at Oklahoma (01/18/2025)
FREE THROW PERCENTAGE (min 3 made)	1.000	(6-6)	Karter Knox vs Arkansas (03/01/2025)
	1.000	(6-6)	Jeremiah Fears at Oklahoma (01/18/2025)
	1.000	(6-6)	Trey Galloway at Indiana (11/16/2024)
	1.000	(6-6)	Myles Rice at Indiana (11/16/2024)
	1.000	(5-5)	Thomas Haugh at Florida (02/15/2025)
	1.000	(4-4)	Blue Cain vs Georgia (03/04/2025)
	1.000	(4-4)	D.J. Wagner vs Arkansas (03/01/2025)
	1.000	(4-4)	Tre Johnson vs Texas (02/22/2025)
	1.000	(4-4)	Otega Oweh at Kentucky (02/08/2025)
	1.000	(4-4)	Henry Coleman III vs Texas A&M (02/01/2025)
	1.000	(4-4)	Riley Kugel vs Mississippi St. (01/25/2025)
	1.000	(4-4)	TJ NeSmith vs Radford (12/22/2024)
	1.000	(4-4)	Chase Hunter vs Clemson (12/17/2024)
	1.000	(4-4)	C.J. Walker vs East Carolina (12/07/2024)
	1.000	(4-4)	Dailyn Swain vs Xavier (N) (11/25/2024)
	1.000	(3-3)	Mark Mitchell at Missouri (02/25/2025)
1.000	(3-3)	Anthony Robinson II at Missouri (02/25/2025)	
1.000	(3-3)	Matthew Murrell vs Ole Miss (02/12/2025)	
1.000	(3-3)	Alijah Martin vs Florida (01/22/2025)	
1.000	(3-3)	Jake Heidbreder vs Clemson (12/17/2024)	
REBOUNDS	13		Breylin Garcia vs USC Upstate (12/14/2024)
	13		Oumar Ballo at Indiana (11/16/2024)
ASSISTS	8		Zakai Zeigler at Tennessee (03/08/2025)
	8		Anthony Robinson II at Missouri (02/25/2025)
	8		Walter Clayton Jr. at Florida (02/15/2025)
	8		Jeremiah Fears at Oklahoma (01/18/2025)
	8		Ahmad Robinson vs Mercer (11/21/2024)



2024-25 South Carolina Men's Basketball
Player Highs Analysis
All games

Opponent - Individual Game Highs

STEALS	5	Dailyn Swain vs Xavier (N) (11/25/2024)
	4	Caleb Grill at Missouri (02/25/2025)
	4	Alex Condon vs Florida (01/22/2025)
	4	Chris Manon at Vanderbilt (01/15/2025)
BLOCKED SHOTS	6	Oumar Ballo at Indiana (11/16/2024)
	5	Kadin Shedrick vs Texas (02/22/2025)
TURNOVERS	8	Cameron Matthews vs Mississippi St. (01/25/2025)
	5	A.J. Hoggard at Vanderbilt (01/15/2025)
	5	Cameron Matthews at Mississippi St. (01/04/2025)
FOULS	5	Felix Okpara at Tennessee (03/08/2025)
	5	Asa Newell vs Georgia (03/04/2025)
	5	RJ Godfrey vs Georgia (03/04/2025)
	5	Trevon Brazile vs Arkansas (03/01/2025)
	5	Arthur Kaluma vs Texas (02/22/2025)
	5	Dylan Cardwell vs Auburn (01/11/2025)
	5	Michael Nwoko at Mississippi St. (01/04/2025)
	5	Jaylen Peterson vs Presbyterian (12/30/2024)
	5	Kaleb Scott vs Presbyterian (12/30/2024)
	5	Jaeden Zackery vs Clemson (12/17/2024)
	5	Ian Schieffelin vs Clemson (12/17/2024)
	5	Viktor Lakhin vs Clemson (12/17/2024)
	5	Chad Venning at Boston College (12/03/2024)
	5	Ahmad Robinson vs Mercer (11/21/2024)
	5	Caleb Embeya vs Towson (11/12/2024)
	5	Mekhi Lowery vs Towson (11/12/2024)
5	Drayton Jones vs South Carolina St. (11/08/2024)	