



2025 KENTUCKY SOFTBALL | WEEK 8 | #12/14 ARKANSAS

UK Communications & PR | 338 Lexington Ave, Lexington, KY, 40506 | www.UKathletics.com
Softball Contact: Chris Shoals | Office: (859) 257-8437 | Cell: (513) 312-2489 | cmsh223@uky.edu
Twitter: @UKSoftball, @UKCoachLawson, @UKAthletics

2025 SCHEDULE/RESULTS

UK STEPS BACK INTO SEC PLAY IN FATETTEVILLE

Date	Opponent	Time/Result
Feb. 7	vs. Pittsburgh ~	W, 7-0
Feb. 7	vs. Notre Dame ~	W, 12-4 (5)
Feb. 8	vs. Morgan State ~	W, 12-0 (5)
Feb. 8	vs. Southern Miss ~	W, 13-3 (5)
Feb. 9	vs. #8 Duke ~	L, 6-3
Feb. 13	vs. Wichita State \$ [SEC Network]	W, 2-0
Feb. 13	vs. Virginia \$ [ACC Network]	L, 4-1
Feb. 14	vs. Clemson \$ [ESPN2]	W, 7-6
Feb. 14	vs. #9/10 Oklahoma State \$ [ESPN+]	L, 6-3
Feb. 15	vs. #4 UCLA \$ [ESPN+]	L, 3-1
Feb. 21	vs. Coastal Carolina &	L, 3-1
Feb. 21	at Georgia Tech & [ESPN+]	W, 10-0 (5)
Feb. 22	vs. Memphis &	W, 9-1 (5)
Feb. 22	at Georgia Tech & [ESPN+]	W, 16-6
Feb. 23	at Kennesaw State & [ESPN+]	W, 7-4
Feb. 28	vs. Evansville ^	L, 7-5
Feb. 28	at Western Kentucky ^	W, 7-5
March 1	vs. Tennessee Tech ^	W, 4-3
March 1	at Western Kentucky ^	W, 8-5
March 2	vs. Evansville ^	W, 8-0 (5)
March 7	MISSOURI *	W, 6-4
March 8	MISSOURI *	W, 5-4
March 9	MISSOURI * [SEC Network]	W, 9-6
March 12	#17/18 VIRGINIA TECH	L, 2-0
March 14	at #4 LSU *	L, 4-1
March 15	at #4 LSU *	L, 6-4
March 16	at #4 LSU *	L, 8-2
March 18	DAYTON	W, 6-2
March 19	at Bellarmine	W, 5-0
March 21	#20 OLE MISS * [SEC Network]	W, 9-6 (9)
March 22	#20 OLE MISS *	L, 6-4
March 23	#20 OLE MISS *	W, 4-2
March 25	#13 STANFORD	L, 9-1
March 28	at #12/14 Arkansas *	7 p.m. ET
March 29	at #12/14 Arkansas *	5 p.m. ET
March 30	at #12/14 Arkansas *	1 p.m. ET
April 2	at Louisville	8 p.m. ET
April 4	AUBURN *	6:30 p.m. ET
April 5	AUBURN * [SEC Network]	2 p.m. ET
April 6	AUBURN * [ESPN2]	Noon ET
April 9	MARSHALL	6 p.m. ET
April 12	vs. Sacred Heart #	10 a.m. ET
April 12	at Boston #	12:30 p.m. ET
April 13	at Boston #	Noon ET
April 15	WESTERN KENTUCKY	6 p.m. ET
April 19	at South Carolina *	3 p.m. ET
April 20	at South Carolina *	6 p.m. ET
April 21	at South Carolina * [SEC Network]	7 p.m. ET
April 23	at Eastern Kentucky	6 p.m. ET
April 25	MISSISSIPPI STATE * [SEC Network]	6 p.m. ET
April 26	MISSISSIPPI STATE *	4:30 p.m. ET
April 27	MISSISSIPPI STATE *	1 p.m. ET
April 29	NORTHERN KENTUCKY	6 p.m. ET
May 1	at Texas *	7 p.m. ET
May 2	at Texas *	7 p.m. ET
May 3	at Texas * [SEC Network]	2 p.m. ET
May 6-10	SEC Tournament [Athens, Ga.]	TBA
May 15-18	NCAA Regionals [Campus Sites]	TBA
May 22-25	NCAA Super Regionals [Campus Sites]	TBA
May 29	Women's College World Series [OKC]	TBA

The Kentucky Softball team will travel to Bogle Park this weekend for a three-game series against the No. 12/14 Arkansas Razorbacks as the Wildcats hit the halfway pole of their 2025 Southeastern Conference schedule. UK is 5-4 in league action through the opening three weeks of league play with the Wildcats taking the series from Miz-zou and Ole Miss while suffering a sweep at the hands of the No. 3 LSU Tigers in Baton Rouge the last time UK played a road SEC series.

Kentucky and Arkansas will be playing for the first time since the 2023 season and the first time at Bogle Park since 2022, when Arkansas took two of three from the Wildcats in both of the previous two series. The last time UK won a series in Fayetteville was 2019, and that was also Kentucky's last series win against the Hogs, as Arkansas has won the last two series dating back to 2022.

Game one is schedule for 7 p.m. ET Friday with game two slated for 5 p.m. ET Saturday. The series will conclude at 1 p.m. ET on Sunday with all three games broadcast live on the SEC Network+ and the ESPN app.

(RV/RV) KENTUCKY WILDCATS



2025 Record: 21-12, 5-4 SEC

Ranking: RV (GoRout/NFCA) | RV (ESPN.com/USA Softball) | NCAA RPI: 28

Coach: Rachel Lawson (UMass, 1994)

At Kentucky: 618-372-1, 191-215 SEC (18th year)

Career: 707-489-1 (21st year)

(12/14) ARKANSAS RAZORBACKS



2025 Record: 23-7, 3-6 SEC

Ranking: 12 (GoRout/NFCA) | 14 (ESPN.com/USA Softball) | NCAA RPI: 10

Coach: Courtney Deifel (California, 2003)

At Arkansas: 340-172 (10th year)

Career: 367-199 (12th year)

CAT SCRATCHES

* Rachel Lawson is in her 18th season at the helm of the UK softball program and already ranks as the winningest head coach in school history. 2024 was her 14th-straight 30-win season with UK, not counting the COVID-shortened 2020 season.

* 2025 marks the 14th-straight year that Rachel Lawson, Kristine Himes and Molly Belcher will be a part of the make up the full-time coaching staff. It is the longest-tenured coaching staff in the UK Athletics Department, and the longest in SEC Softball. UK added Grace Baalman to its staff in 2024 with the passing of the new rule that permits four full-time coaches on staff now.

* Kentucky qualified for 15-straight NCAA Tournaments

* Kentucky added three transfers in the offseason with McKenzie Bump (Ohio State), Sarah Haendiges (Oregon State) and Madyson Clark (Oregon State) joining the Wildcats for 2025.

* UK played its first 20 games of the season on the road before opening the home season on March 7 vs. Missouri in its home and SEC opener.

* Kentucky was picked to finish 11th in the SEC Coaches' Preseason Poll

* The SEC had all 13 teams qualify for the 2024 NCAA Tournament for the fourth time in the history of the league

All times Eastern and subject to change; Home games in bold;

* denotes SEC games; ~ denotes 2025 NFCA Lead Off Classic (Clearwater, Fla.);

\$ denotes 2025 ESPN Shriners Children's Invitational (Clearwater, Fla.);

& denotes Georgia Tech Tournament (Atlanta, Ga.);

^ denotes 2025 WKU Hilltopper Spring Fling (Bowling Green, Ky.);

denotes 2025 Boston U Tournament (Boston, Mass.)



2025 KENTUCKY SOFTBALL | WEEK 8 | #12/14 ARKANSAS

WEEKLY MEDIA SCHEDULE FOR KENTUCKY SOFTBALL TEAM

MONDAY - 24	TUESDAY - 25	WEDNESDAY - 26	THURSDAY - 27	FRIDAY - 28	SATURDAY - 29	SUNDAY - 30
Individual workouts 11am-3pm ET	#17 Stanford @ Kentucky L, 9-1	NCAA Mandatory Off Day	Travel to Arkansas Practice at Bogle Park - 6:30pm CT	Kentucky @ Arkansas 7pm ET SEC Network+	Kentucky @ Arkansas 5pm ET SEC Network+	Kentucky @ Arkansas 1pm ET SEC Network+

2025 QUICK FACTS

GENERAL INFORMATION

Location:Lexington, Kentucky
 Founded:1865
 Enrollment:30,000
 Nickname: Wildcats
 Colors: Blue and White
 Conference: Southeastern
 President: Dr. Eli Capilouto
 Athletic Director: Mitch Barnhart

COACHING/SUPPORT STAFF

Head Coach: Rachel Lawson
 Alma mater: UMass, 1994
 Years at UK:18th Year
 Record at UK: 618-372-1, 191-215 SEC
 Career record: 707-489-1 (21st Year)
Assistant Coach: Kristine Himes
 Alma mater:..... Ohio State, 2003
 Years at UK:.....18th Year
Assistant Coach: Molly Belcher
 Alma mater: Kentucky, 2010
 Years at UK:.....15th Year
Assistant Coach: Grace Baalman
 Alma mater: Kentucky, 2021
 Years at UK:.....2nd Year
Director of Operations: Brittany Cervantes
 Alma mater:..... Kentucky, 2012
 Years at UK in Role:.....5th Year

TEAM INFORMATION

2024 Record:31-24
 2024 SEC record:8-16
 2024 SEC Finish: 12th
 2024 NCAA Finish:..... NCAA Stillwater Regional
 Final Ranking: NR/NR
 Letterwinners: 11 returning, 9 lost
 Starters 4 returning, 6 lost
 Pitchers 3 returning, 2 lost
 Newcomers:9

STADIUM INFORMATION

Stadium: John Cropp Stadium (2013)
 Capacity:2,117
 Dimensions:..... L-200, C-220, R-200

ATHLETIC COMMUNICATIONS AND PR

Contact:.....Chris Shoals
 Office Phone:859.257.8437
 Mobile Phone:513.312.2489
 Email:.....cmsh223@uky.edu

Who Coaches Where?

On third base - Kristine Himes (15th year coaching third base; 18th on staff; Offensive Coordinator)
On first base - Grace Baalman (1st year coaching first base; 2nd on staff)
In dugout - Molly Belcher (15th year on staff, first year in dugout doing offensive gameplanning)
In dugout - Rachel Lawson (pitch caller, substitutions)

About John Cropp Stadium

- * Built: April of 2013
- * CF - 220
- * Lines - 200
- * Full Capacity - 2,117

Magic Number Four

Kentucky is 161-22-1 (.890) since the start of the 2020 season when it scores at least four runs.
 Kentucky is so far 18-3 in 2025 when getting to four runs.
 UK was 25-6 in 2024 when getting to four runs.
 In 2023, UK was 26-4-1 when scoring at least four runs. Two of the four losses came the weekend against Mississippi State in Starkville.

Racking Up Hotel Points and Frequent Flyer Miles in Pre-Conference

Kentucky began the season with 20 games on the road before getting the opportunity to play a home game. This includes four tournaments, 17 nights in a hotel, three flights and two bus trips.

Total non-conference miles traveled: 2,801

Lawson's Lucky 30

Rachel Lawson has led Kentucky to 16-straight seasons of 30+ wins. She is the only coach in program history to accomplish a 30-win season, much less 16 of them in a row. (This stat does not account for the condensed 2020 season due to COVID.)

Lawson Joins Team USA Coaching Staff

Rachel Lawson on April 1, 2024 was named to the Team USA National Team coaching staff. She worked with USA Full National Team head coach Heather Tarr and Junior National Team head coach Kelly Kretschman for the Great Britain in a pair of exhibition games at the conclusion of the Women's National Team training camp in late June before heading to the Japan All-Star Series in July where she served as an assistant coach.

MEDIA INFORMATION

Credentials

All media credential requests should be submitted at least 24 hours prior to home games through UK Communications & Public Relations contact Chris Shoals. Credentials can be picked up at the Joe Craft Center in the Media Relations office.

Media Services/Interviews

During games, media will be provided with a media guide as well as notes. Final results are available following each game. For fax service, please contact a member of the UK Media Relations Office. Phones are made available on a first-come, first-serve basis in the press box. Interviews with players and coaches are done in an informal manner on the field following each game. For assistance in locating any member of the UK team, find Chris Shoals for help. For assistance with opposing players and coaches, please see the opposing SID.

Practice Interviews

Head coach Rachel Lawson is available for interviews weekday mornings as well as immediately after practice. Her office is located at the Soccer/Softball Offices. Team practices take place from 1-4 p.m., daily during the season. All practices take place at John Cropp Stadium and are subject to change based on class schedules and travel as well as game schedules. Interviews with coaches and/or players are after practice and phone interviews may be arranged. Advance notice is requested for all interviews. Please arrange all interviews through the UK Media Relations Office and softball contact Chris Shoals.



2025 KENTUCKY SOFTBALL | WEEK 8 | #12/14 ARKANSAS

2025 KENTUCKY ALPHABETICAL ROSTER

No.	Name	Position	Class/EXP	Bats/Throws	Hometown (High School/Last College)
19	Allie Blum	Infield	Fr.	R/R	New Palestine, Ind./New Palestine
88	Lauryn Borzilleri	Infield	Jr.	R/R	Riverside, Calif./King HS
17	McKenzie Bump	UTL	GS	L/R	Edison, Ohio/Ohio State
77	Maddy Clark	UTL	Jr.	R/R	Claremont, Calif./Oregon State
99	Emory Donaldson	UTL	So.	R/R	Louisville, Ky./Ballard HS
9	Ava Emmert	Infield	Fr.	R/R	Lexington, Ky./Lexington Catholic HS
64	Ella Emmert	Catcher	R-Jr.	R/R	Lexington, Ky./Lexington Catholic HS
23	Carson Fall	Pitcher	Fr.	R/R	Bridge City, Texas/Bridge City HS
30	Sarah Haendiges	Pitcher	Jr.	R/R	Upland, Calif./Oregon State
2	Karissa Hamilton	UTL	Jr.	R/R	Flat Rock, Ind./Shelbyville HS
7	Ally Hutchins	UTL	So.	R/R	Paducah, Ky./McCracken Co. HS
55	Julie Kelley	Pitcher	Fr.	R/R	Ormond Beach, Fla./Spruce Creek HS
35	Alexia Lacatena	P/UTL	Sr.	R/R	Stanhope, N.J./Lenape Valley Regional HS
32	Sydney Langdon	Pitcher	So.	R/R	Perry, Ga./The Westfield School
33	Anna Mauck	Infield	Fr.	R/R	Indianapolis, Ind./Lawrence North HS
72	Lindsey Miller	C/INF	Fr.	R/R	Morgan Hill, Calif./Archbishop Mitty HS
00	Hallie Mitchell	C/UTL	Sr.	L/R	Forsyth, Ill./Maroa-Forsyth HS
37	Peyton Plotts	INF/OF	So.	R/R	Lexington, Ky./Tates Creek HS
22	Cassie Reasner	Infield	So.	R/R	Harvest, Ala./Sparkman HS
8	Delani Sullivan	Outfield	So.	L/R	Georgetown, Ky./Great Crossing HS

2025 KENTUCKY NUMERICAL ROSTER

No.	Name	Position	Class/EXP	Bats/Throws	Hometown (High School/Last College)
00	Hallie Mitchell	C/UTL	Sr.	L/R	Forsyth, Ill./Maroa-Forsyth HS
2	Karissa Hamilton	UTL	Jr.	R/R	Flat Rock, Ind./Shelbyville HS
7	Ally Hutchins	UTL	So.	R/R	Paducah, Ky./McCracken Co. HS
8	Delani Sullivan	Outfield	So.	L/R	Georgetown, Ky./Great Crossing HS
9	Ava Emmert	Infield	Fr.	R/R	Lexington, Ky./Lexington Catholic HS
17	McKenzie Bump	UTL	GS	L/R	Edison, Ohio/Ohio State
19	Allie Blum	Infield	Fr.	R/R	New Palestine, Ind./New Palestine
22	Cassie Reasner	Infield	So.	R/R	Harvest, Ala./Sparkman HS
23	Carson Fall	Pitcher	Fr.	R/R	Bridge City, Texas/Bridge City HS
30	Sarah Haendiges	Pitcher	Jr.	R/R	Upland, Calif./Oregon State
32	Sydney Langdon	Pitcher	So.	R/R	Perry, Ga./The Westfield School
33	Anna Mauck	Infield	Fr.	R/R	Indianapolis, Ind./Lawrence North HS
35	Alexia Lacatena	P/UTL	Sr.	R/R	Stanhope, N.J./Lenape Valley Regional HS
37	Peyton Plotts	INF/OF	So.	R/R	Lexington, Ky./Tates Creek HS
55	Julie Kelley	Pitcher	Fr.	R/R	Ormond Beach, Fla./Spruce Creek HS
64	Ella Emmert	Catcher	R-Jr.	R/R	Lexington, Ky./Lexington Catholic HS
72	Lindsey Miller	C/INF	Fr.	R/R	Morgan Hill, Calif./Archbishop Mitty HS
77	Maddy Clark	UTL	Jr.	R/R	Claremont, Calif./Oregon State
88	Lauryn Borzilleri	Infield	Jr.	R/R	Riverside, Calif./King HS
99	Emory Donaldson	UTL	So.	R/R	Louisville, Ky./Ballard HS

2025 COACHING & SUPPORT STAFF

Head Coach: Rachel Lawson (18th season)
Associate Head Coach: Kristine Himes (18th season)
Assistant Coach: Molly Belcher (15th season)
Assistant Coach: Grace Baalman (2nd season)
Director of Operations: Brittany Cervantes (6th season)
Athletic Trainer: Bri Papotto (12th season)
Equipment Manager: Myles Poole (9th season)
SID: Chris Shoals (10th season)

PRONUNCIATION GUIDE

Alexia **LACATENA** ... La-Ca-TEN-Uh
Lauryn **BORZILLERI** ... BOR-zuh-LAIR-ee
HALLIE Mitchell ... HAL (Like pal – ee)
DELANI Sullivan ... DUH-LAY-nee
Allie **BLUM** ... Rhymes with plum
Cassie **REASNER** ... REES-ner
Sarah **HAENDIGES** ... HEN-Duh-Ges
Anna **MAUCK** ... Mock
KRISTINE Himes ... Kris-TEEN



NATIONAL RANKINGS [WEEK 8]

NFCA/GoRout Coaches' Top 25 Pol

Table with 4 columns: #, Team, Record, Previous. Lists top 25 teams including Texas (16), Oklahoma (14), LSU, Florida (1), Texas A&M, Oregon, Florida State, UCLA, Tennessee, South Carolina, Arizona, Arkansas, Stanford, Texas Tech, Georgia, Virginia Tech, Oklahoma State, Mississippi State, Ole Miss, Nebraska, Duke, Ohio State, Florida Atlantic, Virginia, Auburn.

RV: Kentucky (28), Grand Canyon (24), Alabama (18), California (17), Liberty (17), Washington (14), Austin Peay (8), Arizona State (6), Nevada (6), Clemson (1).

ESPN.com/USA Softball Poll

Table with 4 columns: #, Team, Record, Previous. Lists top 25 teams including Texas (17), Oklahoma (8), LSU, Florida, Texas A&M, Oregon, UCLA, Florida State, Arizona, Tennessee, South Carolina, Virginia Tech, Texas Tech, Arkansas, Oklahoma State, Stanford, Georgia, Mississippi State, Duke, Nebraska, Ole Miss, Virginia, Ohio State, Liberty, Alabama.

RV: Kentucky (22), Florida Atlantic (16), Clemson (14), Auburn (6), California (6), Arizona State (4), Grand Canyon (2)

Kentucky in the Polls

Table with 3 columns: NFCA, USA Softball. Shows Kentucky's ranking in various polls from Preseason to May 13.

Dipping Into The Transfer Portal

Kentucky added three transfers in the offseason with McKenzie Bump (Ohio State), Sarah Haendiges (Oregon State) and Madyson Clark (Oregon State) joining the Wildcats for 2025.

New-Look Wildcats ... Kentucky Softball 2.0

Kentucky returns the following on offense in what is a total revamp and rebuild of the 2024 roster:

- * 24.4% of doubles from 2024
* 16% of triples from 2024
* 17.5% of home runs from 2024
* 29% of extra-base hits from 2024

In the pitching circle, Kentucky returns:

- * 19.3% of wins from 2024
* 31.4% of strikeouts from 2024
* 31.1% of innings pitched from 2024

Starting Strong in SEC Play

By winning 2 of its first 3 series, Kentucky has:

- * Won 2 of its first 3 SEC series for the first time since 2019 (UK started SEC play 6-0)
* Picked up 2 Q1 wins and 3 Q2 wins
* Improved its strength of schedule to #15 nationally
* Won its first 2 home SEC series for the first time since 2022 [AU/OM]

Kentucky Softball Availability Report

Table with 3 columns: PLAYER, INJURY, STATUS. Shows McKenzie Bump with a Knee injury and status OUT.

Never Count Out the Cats

Come-from-behind wins in NCAA Softball this season:

- 1. Auburn, Nebraska (14)
2. Florida Atlantic (13)
3. Georgia Tech, North Texas (12)
4. Alabama, Liberty, Oklahoma, Texas A&M (11)
5. Boise State, Houston (10)
6. South Carolina (9)
7. KENTUCKY, Mississippi St., Grand Canyon (8)

** Comeback win defined as a win after trailing at any time in the game **

Kentucky vs. Arkansas Series Notes

Table with 4 columns: vs. Arkansas, Kentucky all-time, Lawson vs. Arkansas, Last meeting. Shows ARK leads 38-27, Lawson vs. Arkansas 18-15, Last meeting 2023.

Last series vs. Arkansas:

- 2023 (Lexington, KY)
Game 1 - L, 8-1
Game 2 - L, 14-6
Game 3 - W, 3-1

Last series Fayetteville:

- 2022 (Regular season)
Game 1 - L, 2-1
Game 2 - W, 10-7
Game 3 - L, 8-0 (5)

Rachel Lawson vs. Courtney Deifel

Lawson leads, 9-6 (all games 2016 through 2025) ... Arkansas has won last 2 series

NFCA Lead-Off Classic Champions

With a 4-1 record and wins over Notre Dame, Pittsburgh, Southern Miss and Morgan State, the Kentucky Wildcats were crowned champions of the 2025 NFCA Lead-Off Classic via run differential (+43) over Tennessee.



2025 TEAM LEADERS

Hitting

BATTING AVERAGE

Peyton Plotts (.381)
 McKenzie Bump (.338)
 Madyson Clark (.333)

AT-BATS

Peyton Plotts (105)
 Cassie Reasner (93)
 Lauryn Borzilleri, Ally Hutchins (92)

RUNS

Ally Hutchins, Peyton Plotts (26)
 Allie Blum (24)
 Cassie Reasner (19)

HITS

Peyton Plotts (40)
 Ally Hutchins, Ally Blum (28)
 McKenzie Bump, Cassie Reasner (27)

DOUBLES

Peyton Plotts (12)
 Allie Blum (6)
 Emory Donaldson, Karissa Hamilton (5)

TRIPLES

Allie Blum, Peyton Plotts, Hallie Mitchell (2)

HOME RUNS

Cassie Reasner (7)
 Peyton Plotts (6)
 Ally Hutchins, Allie Blum (4)

RBI

Peyton Plotts (33)
 Cassie Reasner (23)
 Allie Blum (20)

SLUGGING PCT.

Peyton Plotts (.705)
 Hallie Mitchell (.592)
 Allie Blum (.588)

Pitching

ERA

Sarah Haendiges (2.12)
 Alexia Lacatena (2.57)
 Sydney Langdon (3.61)

STRIKEOUTS

Sarah Haendiges (66)
 Alexia Lacatena (31)
 Carson Fall (26)

Kentucky's NCAA Resume

Kentucky vs. Quad 1 - 3-8

Best Q1 win: Clemson (22)
 Worst Q1 loss: Ole Miss (23)

Kentucky vs. Quad 2 - 5-2

Best Q2 win: Georgia Tech 2x (26)
 Worst Q2 loss: Virginia (32)

Kentucky vs. Quad 3 - 5-0

Best Q3 win: Wichita State (57)
 Worst Q3 loss: n/a

Kentucky vs. Quad 4 - 8-1

Best Q4 win: Pitt (123)
 Best Q4 loss: Evansville (220)

Strength of Schedule: 15

Non-Conf Strength of Schedule: 9

Cass Attack at John Cropp Stadium

Shortstop Cassie Reasner hit .667 on SEC Opening Weekend against Mizzou, striking for 10 RBI, 3 home runs and six hits including a career-high 5 RBI in game three to sweep the series.

She was named the D1Softball National Player of the Week on Tuesday for her performance against the Tigers

Little Miss 600

With Kentucky's win over Morgan State in the NFCA Lead-Off Classic on opening weekend of the 2025 season, Rachel Lawson won her 600th-career game as the head coach at Kentucky. She is the first Kentucky head coach to reach 600 wins and is the program's all-time winningest head coach.

Starting SEC Play Off With a Bang

Notes from UK's three-game sweep of Mizzou to open SEC play:

* Scored 6 runs in SEC opening game, the most since scoring 11 vs. Texas A&M in the shortened 2020 COVID season

* UK had two different players record multi-hit games on SEC opening night (Bump, Borzilleri) for the first time since 2016 (Brooklin Hinz & Katie Reed vs. South Carolina.

* This was the fourth time in Rachel Lawson's UK tenure UK has swept SEC opening weekend (2016 vs. SC, 2019 vs SC, 2023 vs. Mizzou)

* UK scored 20 runs in the series, the third-most of an SEC opening weekend series under Rachel Lawson (23 vs. A&M in 2020, 21 vs. South Carolina in 2019)

2025 MISC. STATS

Multi-Hit Games	2	3	4	5+	Total
Peyton Plotts	9	3	1	-	13
McKenzie Bump	7	2	1	-	10
Ally Hutchins	7	1	-	-	8
Lauryn Borzilleri	5	2	-	-	7
Cassie Reasner	4	2	-	-	6
Allie Blum	4	2	-	-	6
Karissa Hamilton	5	-	-	-	5
Madyson Clark	3	-	-	-	3
Delani Sullivan	3	-	-	-	3
Emory Donaldson	2	1	-	-	3
Hallie Mitchell	-	1	-	-	1
TEAM	49	14	2	0	65

Multi-RBI Games	2	3	4	5+	Total
Peyton Plotts	1	4	3	-	8
Allie Blum	4	2	-	-	6
Cassie Reasner	1	2	1	1	5
Emory Donaldson	2	2	-	-	4
Ally Hutchins	1	2	-	-	3
Lauryn Borzilleri	2	1	-	-	3
Karissa Hamilton	2	1	-	-	3
Hallie Mitchell	-	1	-	1	2
Delani Sullivan	1	1	-	-	2
Madyson Clark	1	-	-	-	1
Anna Mauck	-	1	-	-	1
McKenzie Bump	1	-	-	-	1
TEAM	16	17	4	2	39

Hitting Streaks	Longest	Current
Peyton Plotts	7	-
Lauryn Borzilleri	7	-
Madyson Clark	6	-
Delani Sullivan	6	-
Allie Blum	6	-
Ally Hutchins	6	-
Karissa Hamilton	6	-
Cassie Reasner	5	2
McKenzie Bump	4	3
Anna Mauck	4	-
Hallie Mitchell	3	-
Emory Donaldson	3	-
Ella Emmert	1	-

Reach Base Streaks	Longest	Current
Ally Hutchins	14	9
Peyton Plotts	10	8
Karissa Hamilton	8	-
Lauryn Borzilleri	8	5
Madyson Clark	7	-
Delani Sullivan	6	-
McKenzie Bump	6	3
Allie Blum	6	6
Cassie Reasner	5	2
Emory Donaldson	4	-
Anna Mauck	4	-
Hallie Mitchell	3	-
Ella Emmert	3	-
Julie Kelley	1	1



2025 KENTUCKY SOFTBALL | WEEK 8 | #12/14 ARKANSAS

Let's Review That

Rachel Lawson coaches' challenges in 2025:

Challenged plays: 12
 Correct challenges where the call on the field was over-
 turned to UK's favor: 5
 Percentage: 5/12 (42% correct challenge rate)

Rachel Lawson coaches' challenges in 2024:

Challenged plays: 24
 Correct challenges where the call on the field was over-
 turned to UK's favor: 17
 Percentage: 17/24 (.708 correct challenge rate)

The Early Gauntlet Setting Up for SEC Success

In the first 20 games of the season, Kentucky played:

- * 3 teams that were in the 2024 Women's College World Series
- * 2 teams ranked in the top-10 of both major polls (UCLA, Okla. St.)
- * 8 teams that qualified for the 2024 NCAA Tournament
- * 4 teams that reached the 2024 NCAA Super Regionals

Rachel Lawson Gets #700 For Career

Kentucky head coach Rachel Lawson won her 700th-career game as a D1 head coach on March 2 in a 8-0 win over Evansville. The game happened at Western Kentucky University, the exact site of her first-career coaching job.

Home Runs in the A-T-L

Kentucky's six home runs at Georgia Tech on Feb. 22 tied a program record for most homers in a single game (2018 @ Tennessee)

HR hitters:

- Peyton Plotts (3-run HR)
- Cassie Reasner
- Lauryn Borzilleri
- Karissa Hamilton
- Hallie Mitchell (3-run HR)
- Cassie Reasner

WHEN WAS THE LAST TIME

A Kentucky hitter:

Hit 2 extra base hits ... Hallie Mitchell vs. Ole Miss **3/21/25**
Hit 3 extra base hits ... Erin Coffel (HR, HR, 2B vs. Miami (OH)) ... 5/20/22
Hit 2 home runs ... Hallie Mitchell vs. Ole Miss **3/21/25**
Hit a Grand Slam ... Taylor Ebbs vs. Miami (OH) 5/19/23
Scored 4 runs ... Allie Blum at Georgia Tech. **2/22/25**
Had 5+ RBI ... Hallie Mitchell vs. Ole Miss **3/21/25**
Had 4+ RBI ... Hallie Mitchell vs. Ole Miss **3/21/25**
Had 4 walks ... Kayla Kowalik at Bellarmine. 4/12/23
Had 2 stolen bases ... Rylea Smith vs. DePaul 3/18/23
Hit for the cycle ... Brooke Marnitz (vs. Indiana State) 2/25/06
Hit an inside-the-park HR ... Renee Abernathy (vs. Buffalo) 3/10/22

A Kentucky fielder:

Had 15+ putouts ... Karissa Hamilton (Bellarmine) 3/6/24
Had 7+ assists ... Katie Reed (vs. Texas A&M - 8) 4/14/18

A Kentucky pitcher:

Had 10 strikeouts ... Sarah Haendiges (10 vs. Dayton) **3/18/25**
Pitched a one-hitter ... Sydney Langdon (vs. Bellarmine) **3/19/25**
Pitched a no-hitter ... Stephanie Schoonover (vs. North Texas) ... 2/18/23
Pitched a perfect game ... Chanda Bell (vs. Austin Peay - Game 1) 4/6/11
 Rachel Riley (vs. Austin Peay - Game 2) 4/6/11

An Opponent hitter:

Hit 2 extra base hits ... Macy Bergeron (LSU) **3/16/25**
Hit 2 home runs ... Macy Bergeron (LSU) **3/16/25**
Scored 4 runs ... Kortorkrax (Ohio State) **3/17/24**
Had 4+ RBI ... Macy Bergeron (LSU) **3/16/25**
Had 3 walks ... Kim Wert (Mizzou - 3) 4/25/22
Had 3 strikeouts ... M. Hackbarth (Arizona State - 4) 2/15/20
Had 2 stolen bases ... Bella Loonis (Arizona State - 2) 2/15/20

An Opponent pitcher:

Had 10 strikeouts ... Ni'jaree Canady (Stanford, 14) 2/10/24
Pitched a one hitter ... Alexis Osorio (Alabama) 3/31/18
Pitched a no-hitter ... Emma Lemley (Virginia Tech) **3/12/25**

Bold = Event happened in 2025

TRACKING KENTUCKY'S EXTRA-BASE HITS IN 2025 AND CAREER

Player	Doubles 2025 (career)	Triples 2025 (career)	Home Runs 2025 (career)	Totals 2025 (career)
Ella Emmert	0 (1)	0 (0)	0 (0)	0 (1)
Alexia Lacatena	0 (1)	0 (1)	0 (0)	0 (2)
Hallie Mitchell	4 (9)	2 (2)	3 (3)	9 (14)
Lauryn Borzilleri	4 (10)	1 (1)	2 (8)	7 (19)
Karissa Hamilton	5 (17)	0 (1)	2 (10)	7 (28)
Ally Hutchins	3 (6)	1 (2)	4 (10)	8 (18)
Delani Sullivan	2 (3)	1 (1)	2 (2)	5 (6)
Cassie Reasner	3 (6)	0 (0)	7 (7)	10 (13)
Peyton Plotts	12 (18)	2 (3)	6 (14)	20 (35)
Emory Donaldson	5 (5)	1 (1)	0 (0)	6 (6)
McKenzie Bump	4 (4)	0 (0)	0 (0)	4 (4)
Allie Blum	6 (6)	2 (2)	5 (5)	13 (13)
Carson Fall	0 (0)	0 (0)	0 (0)	0 (0)
Sarah Haendiges	0 (0)	0 (0)	0 (0)	0 (0)
Anna Mauck	0 (0)	0 (0)	1 (1)	1 (1)
Julie Kelley	0 (0)	0 (0)	0 (0)	0 (0)
Lindsey Miller	0 (0)	0 (0)	0 (0)	0 (0)
Maddy Clark	0 (0)	1 (1)	0 (0)	1 (1)
TOTALS	47 (84)	11 (15)	29 (58)	86 (154)



WINS OVER TOP-25 TEAMS RACHEL LAWSON ERA

Table with columns: Date, Opponent, Score. Lists game results from 3/13/25 to 3/15/08.

Home: 61 | Away: 51 | Neutral: 23 | SEC: 87

2025 UK HONORS

- Carson Fall - D1Softball Top-100 Freshman - Softball America Freshman Watch List
Julie Kelley - D1Softball Top-100 Freshman - Softball America Freshman Watch List
Allie Blum - Softball America Freshman Watch List
Cassie Reasner - D1Softball National Player of the Week (3/11) - Softball America National Star of the Week (3/12) - SEC Player of the Week (3/12)

GAME NOTES (CONT'D)

It Just Means More
Kentucky's recent SEC opening week-ends:
2025 - vs. Mizzou ... Swept series, 3-0
2024 - vs. #2 LSU ... Lost series, 3-0
2023 - at #19 Mizzou ... Swept series, 3-0
2022 - at #12 Alabama ... Lost series, 2-1
2021 - at #8 Florida ... Lost series, 2-1
2020 - vs. #9 Texas A&M ... Won series, 2-1
Wildcat Batteries
Since Kayla Kowalik's graduation at the end of the 2023 season, Kentucky has slowly transitioned to a soft Pitcher/Catcher team battery.
These situations are not always exclusive and won't always be the case as game situations may dictate changes, but are primary pairings.
PITCHER CATCHER
Alexia Lacatena -----> Hallie Mitchell
Sarah Haendiges -----> Karissa Hamilton
Sydney Langdon -----> Karissa Hamilton

UK'S RECORD WHEN ...

Table with columns: All, SEC. Lists records for various game situations like One-run game, Single game, First of Day, etc.



GAME NOTES (CONTINUED FROM PAGE 7)

Carson Fall -----> Hallie Mitchell
Julie Kelley -----> Karissa Hamilton

at least 11 times on national television in 2025, including three times at the Shriners Children's Hospital Elite Invitational. UK will have one game on ESPN2, one game on ESPNU, one game on ACC Network and seven games on SEC Network.

A Team of Firsts

Kentucky Softball has several newcomers on its playing rotation this season:

- Allie Blum:
 - First-Career HR vs. Pitt
- Julie Kelley:
 - First-Career win vs. Morgan State
- Cassie Reasner:
 - First-Career HR vs. Pitt
- Emory Donaldson:
 - First-Career hit vs. Pitt
- Carson Fall:
 - First-Career win vs. Wichita St.
- Anna Mauck:
 - First-Career HR vs. Clemson
- Hallie Mitchell:
 - First-Career HR at Georgia Tech
- Delani Sullivan:
 - First-Career HR at Georgia Tech

Kentucky Pitching on Opening Weekend

With three newcomers to the Kentucky pitching circle, there were a lot of questions entering the weekend for the Wildcats. They answered them with authority.

- * 7 earned runs in 29.0 innings
- * 7 walks, 17 strikeouts
- * All 5 pitchers appeared in at least 2.0 innings
- * 2 complete-game shutouts
- * 2.17 staff ERA

All-SEC History

Kentucky players to be named First Team All-SEC 2x in their careers:
- Lyndsey Angus, Molly Belcher, Kayla Kowalik, Erin Coffel

Winning in the SEC Becoming Normal

Between 1997 and 2010, Kentucky had one winning season in SEC play (2000, 15-13). Since 2011, Kentucky has had a winning record in SEC play in eight of 12 full seasons played (excluding 2020).

The Tenured Trio

2025 marks the 15th-straight year that Rachel Lawson, Kristine Himes and Molly Belcher will make up the full-time coaching staff. It is the longest-tenured coaching staff in the UK Athletic Department, and the longest in SEC Softball. The previous longest-tenured staff prior to 2021 was Tennessee.

All of the Lights, All of the Lights

The Kentucky Softball team will be featured



2025 SEC STANDINGS

School	SEC	Pct.	All	Pct.	Home	Away	Neu.	Streak
Oklahoma	8-1	.889	29-1	.967	13-0	12-1	4-0	W1
Texas	5-1	.833	32-2	.941	15-0	7-1	10-1	W4
LSU	5-1	.833	30-2	.938	23-0	3-2	4-0	W1
Mississippi State	5-1	.833	27-6	.818	15-2	5-2	7-2	W1
Texas A&M	6-3	.667	27-5	.844	15-4	5-0	7-1	W2
Kentucky	5-4	.556	21-12	.636	6-3	6-3	9-6	L1
Florida	3-3	.500	30-4	.882	15-3	8-1	7-0	W3
Tennessee	3-3	.500	27-6	.818	11-2	5-1	11-3	W1
Ole Miss	3-3	.500	26-6	.813	12-1	3-5	11-0	L1
Arkansas	3-6	.333	23-7	.767	6-3	5-3	12-1	L1
Georgia	3-6	.333	23-8	.742	17-5	2-3	4-0	W1
South Carolina	2-4	.333	25-6	.806	21-3	4-3	0-0	W1
Alabama	2-4	.333	22-12	.647	13-5	3-3	6-4	L1
Missouri	1-5	.167	18-15	.545	7-2	1-4	10-9	L1
Auburn	0-9	.000	21-11	.656	12-3	0-7	9-1	L3

- SEC Regular Season Champion; \$ - SEC Tournament Champion

SEC WEEKLY AWARDS

Feb. 10, 2025

Player of the Week: Nelia Peralta (AU) & Ella Parker (OU)
 Pitcher of the Week: Raelin Chaffin (MSU)
 Freshman of the Week: Taylor Shumaker (FLA)

Feb. 17, 2025

Player of the Week: Bri Ellis (ARK) & Ella Parker (OU)
 Pitcher of the Week: Sam Landry (OU) & Teegan Kavan (TEX)
 Freshman of the Week: Jayden Heavener (LSU)

Feb. 24, 2025

Player of the Week: Danieca Coffey (LSU) & Mya Perez (TAMU)
 Pitcher of the Week: Jori Heard (SC)
 Freshman of the Week: Mackenzie Pickens (OM)

March 3, 2025

Player of the Week: Reagan Walsh (UF) & Arianna Rodi (USC)
 Pitcher of the Week: Aliyah Bradford (OM)
 Freshman of the Week: Peyton Tanner (UT) & Sydney Lessentine (TAMU)

March 10, 2025

Player of the Week: Cassie Reasner (UK) & Danieca Coffey (LSU)
 Pitcher of the Week: Teegan Kavan (Texas)
 Freshman of the Week: Taylor Schumaker (UF) & Gabbie Garcia (OU)

March 18, 2025

Player of the Week: Gabbie Garcia (OU) & Amari Harper (TAMU)
 Pitcher of the Week: Miali Guachino (OM) & Sam Landry (OU)
 Freshman of the Week: Tori Edwards (LSU)

March 25, 2025

Player of the Week: Ashton Maloney (Texas)
 Pitcher of the Week: Sam Landry (Oklahoma)
 Freshman of the Week: Payton Burnham (ARK)

April 1, 2025

Player of the Week:
 Pitcher of the Week:
 Freshman of the Week:

April 8, 2025

Player of the Week:
 Pitcher of the Week:
 Freshman of the Week:

April 15, 2025

Player of the Week:
 Pitcher of the Week:
 Freshman of the Week:

April 22, 2025

Player of the Week:
 Pitcher of the Week:
 Freshman of the Week:

April 29, 2025

Player of the Week:
 Pitcher of the Week:
 Freshman of the Week:

May 6, 2025

Player of the Week:
 Pitcher of the Week:
 Freshman of the Week:

2024 SEC Postseason Awards:

Player of the Year: Jocelyn Erickson (Florida)
 Pitcher of the Year: Karlyn Pickens (Tennessee)

THE SEC IN THE 2024 NCAA TOURNAMENT

Top-Eight Seeds

- (3) Tennessee [Super Regionals]
- (4) Florida [WCWS]
- (7) Missouri [Regional]

Regional Hosts

- (9) LSU [Super Regionals]
- (11) Georgia [Super Regionals]
- (12) Arkansas [Regional]
- (14) Alabama [WCWS]
- (16) Texas A&M [Super Regionals]

Regional No. 2/3 Seeds

- Kentucky - Stillwater Regional [eliminated]
- Mississippi State - Stanford Regional [eliminated]
- South Carolina - Durham Regional [eliminated]
- Ole Miss - Lafayette Regional [eliminated]
- Auburn - Tallahassee Regional [eliminated]



Katie Reed (2016-2019)



2025 KENTUCKY SOFTBALL | WEEK 8 | #12/14 ARKANSAS


SOUTHEASTERN CONFERENCE BREAKDOWN KENTUCKY'S HISTORY IN SEC ACTION

Team	Years of UK Series Victories	2025 Breakdown: 5-4
Mississippi State (9): 2018, 2022	1998, 2002, 2009, 2010, 2011, 2013, 2014, 2016,	Missouri (3-0) Game 1: W, 6-4 Game 2: W, 5-4 Game 3: W, 9-6
Auburn (6):	2000, 2001, 2009, 2012, 2022, 2024	at LSU (0-3) Game 1: L, 4-1 Game 2: L, 6-4 Game 3: L, 8-2
Florida (4):	2000, 2011, 2012, 2023	
Georgia (3)	2000, 2012, 2024	
Tennessee (2):	2000, 2011	
Ole Miss (10):	2001, 2007, 2008, 2009, 2010, 2012, 2013, 2014, 2016, 2022	Ole Miss (2-1) Game 1: W, 9-6 (9) Game 2: L, 6-3 Game 3: W, 4-2
South Carolina (9):	2001, 2006, 2009, 2010, 2011, 2012, 2013, 2016, 2018, 2019	
Arkansas (7):	2002, 2003, 2010, 2011, 2014, 2016, 2017	at Arkansas (0-0) Game 1: TBD Game 2: TBD Game 3: TBD
Alabama (5):	2013, 2019, 2021, 2023, 2024	
LSU (6):	2012, 2015, 2016, 2017, 2018, 2022	
Missouri (3):	2014, 2016, 2017	
South Carolina (5):	2016, 2018, 2019, 2021, 2022	
Texas A&M (4):	2014, 2017, 2020, 2021	
Year:	UK's Series won that season	
1997 (0):	-	
1998 (1):	Mississippi State	Auburn (0-0) Game 1: TBD Game 2: TBD Game 3: TBD
1999 (0):	-	
2000 (4):	Auburn, Florida, Georgia, Tennessee	
2001 (3):	Auburn, Ole Miss, South Carolina	
2002 (2):	Arkansas, Mississippi State	
2003 (1):	Arkansas	at South Carolina (0-0) Game 1: TBD Game 2: TBD Game 3: TBD
2004 (0):	-	
2005 (0):	-	
2006 (1):	South Carolina	
2007 (1):	Ole Miss	
2008 (1):	Ole Miss	Mississippi State (0-0) Game 1: TBD Game 2: TBD Game 3: TBD
2009 (4):	Auburn, Mississippi State, Ole Miss, South Carolina	
2010 (4):	Arkansas, Mississippi State, Ole Miss, South Carolina	
2011 (5):	Arkansas, Mississippi State, Tennessee, Florida, South Carolina	
2012 (6*):	Auburn, Georgia, Ole Miss, Florida, LSU, South Carolina	
2013 (4):	Ole Miss, Miss. State, South Carolina, Alabama	
2014 (5):	Mississippi State, Missouri, Texas A&M, Ole Miss, Arkansas	at Texas (0-0) Game 1: TBD Game 2: TBD Game 3: TBD
2015 (1):	No. 1 LSU	
2016 (6*):	at South Carolina, Ole Miss, at Arkansas, at No. 8 LSU, No. 18 Missouri, vs. Mississippi State	
2017 (3):	Arkansas, at Missouri, vs. Texas A&M	
2018 (2):	No. 8 LSU, No. 12 South Carolina	
2019 (3):	No. 11 South Carolina, Mississippi State, No. 14 Auburn, at No. 3 Alabama	
2020 (1):	(Only series played (COVID-19) Texas A&M	
2021 (3):	#3 Alabama, at Texas A&M, South Carolina	
2022 (5):	No. 18 Auburn, at #20 LSU, Ole Miss, Mississippi St., South Carolina	
2023 (3):	at No. 23 Missouri, Ole Miss, #16 Florida	
2024 (3):	#13 Alabama, #7 Georgia, at Auburn	
2025 (1):	Mizzou, #20 Ole Miss	

KENTUCKY HOME RUN TRACKER UNDER COACH KRISTINE HIMES

2025

31 home runs



*= School Record



2025 KENTUCKY SOFTBALL | WEEK 8 | #12/14 ARKANSAS

STARTING LINEUPS BY BATTING ORDER

Opponent	1	2	3	4	5	6	7	8	9
Pittsburgh	Hutchins	Bump	Blum	Plotts	Reasner	Borzilleri	Mitchell	Sullivan	Donaldson
Notre Dame	Hutchins	Bump	Blum	Plotts	Reasner	Borzilleri	Hamilton	Sullivan	Donaldson
Morgan State	Hutchins	Bump	Blum	Plotts	Reasner	Borzilleri	Hamilton	Sullivan	Donaldson
Southern Miss	Hutchins	Bump	Blum	Plotts	Reasner	Borzilleri	Mitchell	Sullivan	Donaldson
Duke	Hutchins	Bump	Blum	Plotts	Reasner	Donaldson	Mitchell	Sullivan	Borzilleri
Wichita State	Hutchins	Bump	Blum	Plotts	Reasner	Hamilton	Borzilleri	Sullivan	Donaldson
Virginia	Hutchins	Bump	Blum	Plotts	Reasner	Hamilton	Borzilleri	Sullivan	Donaldson
Clemson	Hutchins	Bump	Blum	Plotts	Reasner	Mitchell	Borzilleri	Sullivan	Donaldson
Oklahoma State	Hutchins	Bump	Blum	Plotts	Reasner	Hamilton	Borzilleri	Sullivan	Donaldson
UCLA	Hutchins	Bump	Blum	Plotts	Reasner	Hamilton	Borzilleri	Sullivan	Donaldson
Coastal Carolina	Hutchins	Bump	Blum	Plotts	Hamilton	Reasner	Borzilleri	Sullivan	Donaldson
Georgia Tech	Blum	Bump	Hutchins	Plotts	Mitchell	Borzilleri	Reasner	Donaldson	Sullivan
Memphis	Hutchins	Sullivan	Blum	Plotts	Hamilton	Reasner	Emmert	Donaldson	Borzilleri
Georgia Tech	Hutchins	Bump	Blum	Plotts	Hamilton	Reasner	Borzilleri	Donaldson	Sullivan
Kennesaw State	Blum	Bump	Mitchell	Plotts	Hamilton	Reasner	Donaldson	Sullivan	Borzilleri
Evansville	Hutchins	Blum	Mitchell	Plotts	Hamilton	Reasner	Donaldson	Sullivan	Borzilleri
WKU	Bump	Blum	Hamilton	Plotts	Hutchins	Reasner	Borzilleri	Donaldson	Sullivan
Tennessee Tech	Bump	Hutchins	Blum	Plotts	Hamilton	Reasner	Donaldson	Sullivan	Borzilleri
WKU	Bump	Blum	Mitchell	Plotts	Hutchins	Borzilleri	Mauck	Donaldson	Sullivan
Evansville	Bump	Blum	Hutchins	Plotts	Hamilton	Borzilleri	Mauck	Donaldson	Sullivan
Missouri (1)	Bump	Blum	Borzilleri	Plotts	Hutchins	Mitchell	Reasner	Donaldson	Sullivan
Missouri (2)	Bump	Blum	Borzilleri	Plotts	Hutchins	Reasner	Donaldson	Sullivan	Blum
Missouri (3)	Bump	Blum	Borzilleri	Plotts	Hutchins	Reasner	Donaldson	Sullivan	Blum
Virginia Tech	Bump	Blum	Borzilleri	Plotts	Hutchins	Reasner	Donaldson	Sullivan	Blum
LSU (1)	Hutchins	Bump	Borzilleri	Plotts	Reasner	Hamilton	Mitchell	Sullivan	Donaldson
LSU (2)	Hutchins	Bump	Borzilleri	Reasner	Plotts	Blum	Emmert	Clark	Donaldson
LSU (3)	Hutchins	Borzilleri	Bump	Reasner	Plotts	Sullivan	Hamilton	Donaldson	Blum
Dayton	Hutchins	Clark	Bump	Reasner	Plotts	Borzilleri	Hamilton	Donaldson	Blum
Bellarmine	Hutchins	Clark	Bump	Plotts	Reasner	Borzilleri	Hamilton	Donaldson	Blum
Ole Miss (1)	Hutchins	Clark	Borzilleri	Plotts	Reasner	Mitchell	Hamilton	Donaldson	Blum
Ole Miss (2)	Hutchins	Clark	Borzilleri	Reasner	Plotts	Mitchell	Hamilton	Donaldson	Blum
Ole Miss (3)	Hutchins	Clark	Borzilleri	Plotts	Reasner	Mitchell	Hamilton	Sullivan	Blum
Stanford	Hutchins	Clark	Borzilleri	Plotts	Reasner	Mitchell	Hamilton	Sullivan	Blum
Arkansas (1)									
Arkansas (2)									
Arkansas (3)									
Louisville									
Auburn (1)									
Auburn (2)									
Auburn (3)									
Marshall									
Sacred Heart									
Boston (1)									
Boston (2)									
WKU									
South Carolina (1)									
South Carolina (2)									
South Carolina (3)									
EKU									
Mississippi St (1)									
Mississippi St (2)									
Mississippi St (3)									
NKU									
Texas (1)									
Texas (2)									
Texas (3)									



2025 KENTUCKY SOFTBALL | WEEK 8 | #12/14 ARKANSAS

STARTING LINEUPS BY POSITION

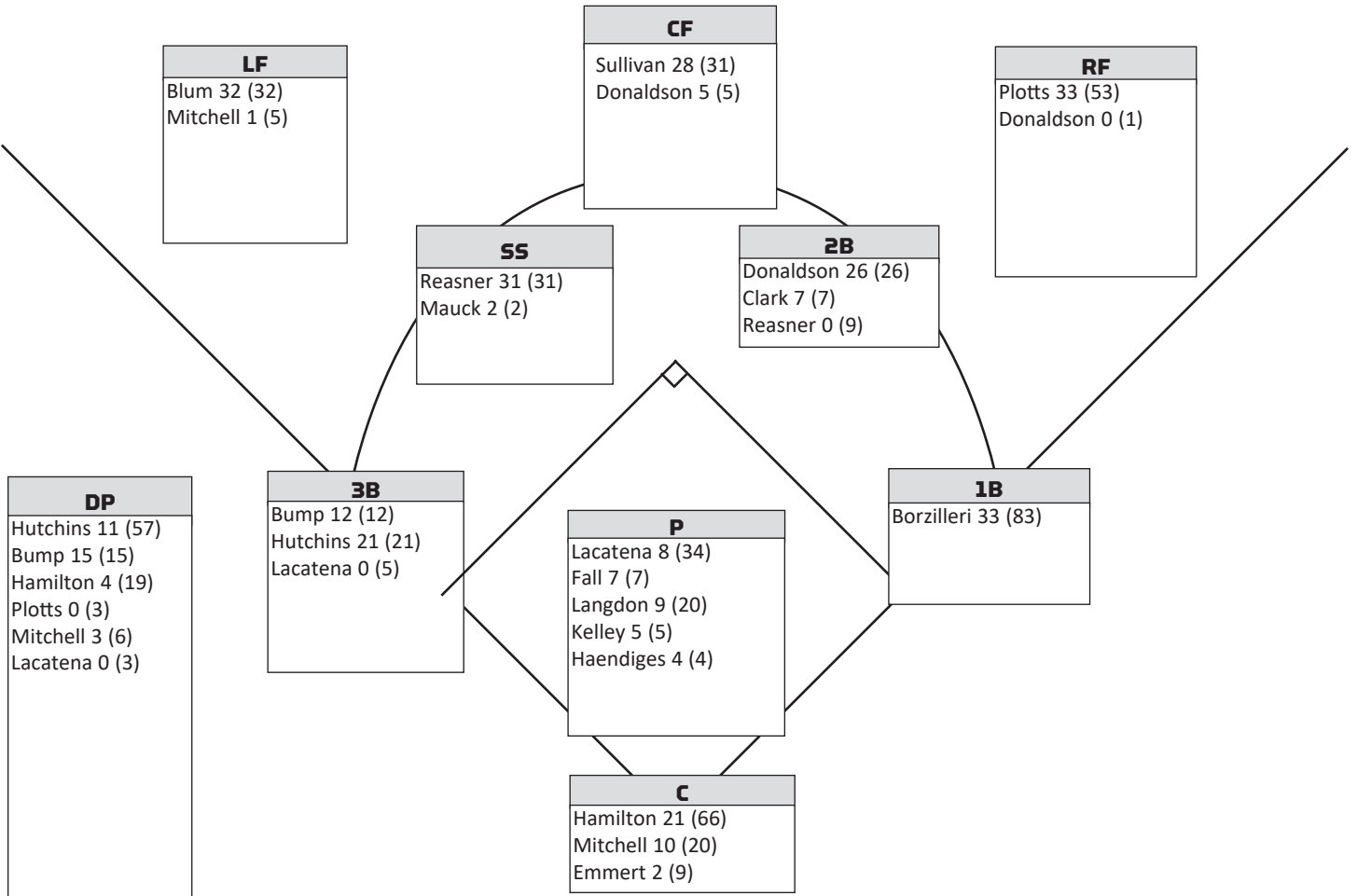
Opponent	C	1B	2B	3B	SS	LF	CF	RF	P
Pittsburgh	Mitchell	Borzilleri	Donaldson	Bump	Reasner	Blum	Sullivan	Plotts	Lacatena
Notre Dame	Hamilton	Borzilleri	Donaldson	Bump	Reasner	Blum	Sullivan	Plotts	Langdon
Morgan St.	Hamilton	Borzilleri	Donaldson	Bump	Reasner	Blum	Sullivan	Plotts	Kelley
Southern Miss	Mitchell	Borzilleri	Donaldson	Bump	Reasner	Blum	Sullivan	Plotts	Fall
Duke	Mitchell	Borzilleri	Donaldson	Bump	Reasner	Blum	Sullivan	Plotts	Lacatena
Wichita St.	Hamilton	Borzilleri	Donaldson	Bump	Reasner	Blum	Sullivan	Plotts	Fall
Virginia	Mitchell	Borzilleri	Donaldson	Bump	Reasner	Blum	Sullivan	Plotts	Langdon
Clemson	Mitchell	Borzilleri	Donaldson	Hutchins	Reasner	Blum	Sullivan	Plotts	Lacatena
Oklahoma St.	Hamilton	Borzilleri	Donaldson	Hutchins	Reasner	Blum	Sullivan	Plotts	Kelley
UCLA	Hamilton	Borzilleri	Donaldson	Bump	Reasner	Blum	Sullivan	Plotts	Fall
Coastal Carolina	Hamilton	Borzilleri	Donaldson	Hutchins	Reasner	Blum	Sullivan	Plotts	Langdon
Georgia Tech	Mitchell	Borzilleri	Donaldson	Hutchins	Reasner	Blum	Sullivan	Plotts	Lacatena
Memphis	Emmert	Borzilleri	Donaldson	Hutchins	Reasner	Blum	Sullivan	Plotts	Kelley
Georgia Tech	Hamilton	Borzilleri	Donaldson	Hutchins	Reasner	Blum	Sullivan	Plotts	Fall
Kennesaw State	Mitchell	Borzilleri	Donaldson	Bump	Reasner	Blum	Sullivan	Plotts	Lacatena
Evansville	Mitchell	Borzilleri	Donaldson	Hutchins	Reasner	Blum	Sullivan	Plotts	Fall
WKU	Hamilton	Borzilleri	Donaldson	Bump	Reasner	Blum	Sullivan	Plotts	Langdon
Tennessee Tech	Hamilton	Borzilleri	Donaldson	Hutchins	Reasner	Blum	Sullivan	Plotts	Kelley
WKU	Mitchell	Borzilleri	Donaldson	Hutchins	Mauck	Blum	Sullivan	Plotts	Lacatena
Evansville	Hamilton	Borzilleri	Donaldson	Hutchins	Mauck	Blum	Sullivan	Plotts	Haendiges
Missouri (1)	Mitchell	Borzilleri	Donaldson	Hutchins	Reasner	Blum	Sullivan	Plotts	Lacatena
Missouri (2)	Hamilton	Borzilleri	Donaldson	Hutchins	Reasner	Blum	Sullivan	Plotts	Langdon
Missouri (3)	Hamilton	Borzilleri	Donaldson	Hutchins	Reasner	Blum	Sullivan	Plotts	Fall
Virginia Tech	Hamilton	Borzilleri	Donaldson	Hutchins	Reasner	Blum	Sullivan	Plotts	Haendiges
LSU (1)	Hamilton	Borzilleri	Donaldson	Hutchins	Reasner	Mitchell	Sullivan	Plotts	Langdon
LSU (2)	Hamilton	Borzilleri	Clark	Hutchins	Reasner	Blum	Donaldson	Plotts	Haendiges
LSU (3)	Hamilton	Borzilleri	Donaldson	Hutchins	Reasner	Blum	Sullivan	Plotts	Kelley
Dayton	Hamilton	Borzilleri	Clark	Bump	Reasner	Blum	Donaldson	Plotts	Haendiges
Bellarmine	Hamilton	Borzilleri	Clark	Bump	Reasner	Blum	Donaldson	Plotts	Langdon
Ole Miss (1)	Hamilton	Borzilleri	Clark	Hutchins	Reasner	Blum	Donaldson	Plotts	Fall
Ole Miss (2)	Hamilton	Borzilleri	Clark	Hutchins	Reasner	Blum	Donaldson	Plotts	Langdon
Ole Miss (3)	Mitchell	Borzilleri	Clark	Hutchins	Reasner	Blum	Sullivan	Plotts	Lacatena
Stanford	Hamilton	Borzilleri	Clark	Hutchins	Reasner	Blum	Sullivan	Plotts	Langdon
Arkansas (1)									
Arkansas (2)									
Arkansas (3)									
Louisville									
Auburn (1)									
Auburn (2)									
Auburn (3)									
Marshall									
Sacred Heart									
Boston (1)									
Boston (2)									
WKU									
South Carolina (1)									
South Carolina (2)									
South Carolina (3)									
Eastern Kentucky									
Mississippi St (1)									
Mississippi St (2)									
Mississippi St (3)									
NKU									
Texas									
Texas									
Texas									



2025 STARTS BY BATTING ORDER

Player	1	2	3	4	5	6	7	8	9
Allie Blum	2	5	14	.	.	1	.	.	10
Lauryn Borzilleri	.	1	10	.	.	9	8	.	5
McKenzie Bump	8	16	3
Maddy Clark	.	6	1	.
Emory Donaldson	1	6	12	12
Ava Emmert
Ella Emmert	2	.	.
Carson Fall
Sarah Haendiges
Karissa Hamilton	.	3	1	.	7	5	9	.	.
Ally Hutchins	23	1	2	.	6
Julie Kelley
Alexia Lacatena
Sydney Langdon
Anna Mauck	2	.	.
Lindsey Miller
Hallie Mitchell	.	.	3	.	1	6	4	.	.
Peyton Plotts	.	.	.	29	4
Cassie Reasner	.	.	.	4	15	10	2	.	.
Delani Sullivan	.	1	.	.	.	1	.	20	6

STARTS BY POSITION IN 2025 (UK CAREER)





2025 KENTUCKY SOFTBALL | WEEK 8 | #12/14 ARKANSAS

2025 TEAM GAME-BY-GAME HITTING

Opponent	AB	R	H	RBI	2B	3B	HR	TB	BB	SB	CS	HBP	SAC	SFG	DP	K	PO	E	LOB	Avg
Pittsburgh	23	7	7	5	2	1	1	14	5	1	1	2	1	0	0	2	21	1	6	.304
Notre Dame	27	12	15	10	2	0	0	17	7	4	0	2	0	0	0	0	15	3	12	.440
Morgan State	26	12	11	11	2	0	1	16	3	0	4	2	1	0	0	0	15	4	5	.434
Southern Miss	30	13	16	10	3	0	1	22	0	2	0	1	1	0	0	1	15	3	5	.462
Duke	27	3	7	2	2	2	0	13	1	0	0	0	1	0	0	3	21	2	5	.421
Wichita State	17	2	2	2	0	1	0	4	4	2	0	0	0	0	0	2	21	1	4	.387
Virginia	21	1	2	0	0	0	0	2	2	1	0	2	1	0	0	6	18	2	4	.351
Clemson	27	7	9	7	4	0	2	19	1	0	0	0	3	0	0	6	21	1	3	.348
Oklahoma State	24	3	3	1	0	0	0	3	3	0	1	1	0	0	0	7	21	2	4	.324
UCLA	25	1	4	1	0	1	0	6	3	0	0	1	0	0	0	7	18	1	8	.308
Coastal Carolina	27	1	5	0	1	1	0	8	0	0	0	0	1	0	0	5	18	0	6	.296
Georgia Tech	24	10	5	3	1	0	1	9	5	1	0	0	0	0	0	3	15	0	4	.289
Memphis	16	9	6	5	1	0	1	10	10	1	0	1	0	0	0	0	15	0	6	.293
Georgia Tech	37	16	14	15	3	0	6	35	7	2	0	1	0	0	0	5	21	0	8	.302
Kennesaw State	31	7	13	7	5	0	1	21	6	0	1	0	0	0	0	1	21	1	10	.312
Evansville	25	5	5	5	1	0	1	9	3	0	0	1	0	0	0	4	18	0	3	.305
WKU	31	7	8	7	1	0	2	15	3	0	0	1	0	0	0	5	21	2	7	.301
Tennessee Tech	30	4	14	4	2	0	1	19	2	1	0	0	1	0	0	2	21	3	11	.312
WKU	35	8	14	8	1	4	0	23	3	0	0	1	1	0	0	4	21	2	11	.318
Evansville	28	8	11	7	1	0	0	12	3	1	0	1	2	0	0	2	18	2	10	.322
Missouri (1)	25	6	9	6	2	0	1	14	6	1	0	0	2	1	0	6	21	1	9	.324
Missouri (2)	25	5	8	5	0	0	3	17	1	0	1	0	1	0	0	7	21	1	4	.324
Missouri (3)	26	9	8	9	2	0	2	16	5	0	0	0	0	1	0	3	21	3	5	.323
Virginia Tech	21	0	0	0	0	0	0	0	1	0	0	0	0	0	0	9	21	0	1	.312
LSU (1)	24	1	3	1	0	0	0	3	2	0	0	0	0	0	0	5	18	1	5	.305
LSU (2)	25	4	6	4	0	0	2	12	1	0	0	1	0	0	0	6	18	1	5	.303
LSU (3)	28	2	9	2	2	0	0	11	1	0	0	0	1	1	1	4	18	2	9	.304
Dayton	25	6	9	6	4	0	1	16	0	0	0	2	1	0	0	1	21	0	4	.305
Bellarmine	33	5	13	5	2	0	0	15	3	2	0	0	1	1	0	2	21	1	11	.309
Ole Miss (1)	33	9	8	9	1	0	3	18	6	1	0	0	1	1	0	7	27	3	8	.307
Ole Miss (2)	27	4	8	4	2	1	0	12	2	0	0	0	0	0	0	6	21	2	6	.306
Ole Miss (3)	22	4	7	3	1	0	1	11	4	0	0	1	1	2	0	5	21	2	8	.307
Stanford	21	1	1	1	0	0	0	1	4	0	0	0	0	0	0	7	21	2	3	.300
Arkansas (1)																				
Arkansas (2)																				
Arkansas (3)																				
Louisville																				
Auburn (1)																				
Auburn (2)																				
Auburn (3)																				
Marshall																				
Sacred Heart																				
Boston (1)																				
Boston (2)																				
WKU																				
South Carolina (1)																				
South Carolina (2)																				
South Carolina (3)																				
Eastern Kentucky																				
Mississippi St (1)																				
Mississippi St (2)																				
Mississippi St (3)																				
Northern Kentucky																				
Texas (1)																				
Texas (2)																				
Texas (3)																				



2025 KENTUCKY SOFTBALL | WEEK 8 | #12/14 ARKANSAS

2025 HOME RUN TRACKER

#	Player	Game#	Date	Opp.	Pitcher	On-base	Inning	Outs	Count	Score	Final
1.	Allie Blum	1	Feb. 7	Pitt	Duck	0...	5	1	2-1	4-0	W, 7-0
2.	Peyton Plotts	3	Feb. 8	Morgan State	Rodriguez	0...	3	1	1-1	2-0	W, 12-0
3.	Cassie Reasner	4	Feb. 8	Southern Miss.	Harrington	..2.	4	2	0-1	5-3	W, 13-3
4.	Peyton Plotts (2)	8	Feb. 14	Clemson	Cintron	..1.	1	2	1-1	0-0	W, 7-6
5.	Anna Mauck	8	Feb. 14	Clemson	Basinger	..2.	6	1	0-0	4-2	W, 7-6
6.	Delani Sullivan	12	Feb. 21	Georgia Tech	Norton	0...	4	1	0-2	4-0	W, 10-0
7.	Allie Blum (2)	13	Feb. 21	Memphis	Bennett	..2.	4	0	0-0	6-1	W, 9-1
8.	Cassie Reasner (2)	14	Feb. 22	Georgia Tech	Coffield	*0...	2	0	0-0	1-0	W, 16-6
9.	Lauryn Borzilleri	14	Feb. 22	Georgia Tech	Coffield	0...	2	0	3-2	2-0	W, 16-6
10.	Peyton Plotts (3)	14	Feb. 22	Georgia Tech	Anders	..2.	2	2	1-1	4-0	W, 16-6
11.	Karissa Hamilton	14	Feb. 22	Georgia Tech	Studebaker	0...	4	2	2-0	8-2	W, 16-6
12.	Hallie Mitchell	14	Feb. 22	Georgia Tech	Studebaker	..2.	5	2	1-2	9-2	W, 16-6
13.	Cassie Reasner (3)	14	Feb. 22	Georgia Tech	Studebaker	..1.	4	2	1-1	13-6	W, 16-6
14.	Delani Sullivan (2)	15	Feb. 23	Kennesaw State	Jannakos	*0...	5	0	3-2	6-4	W, 7-4
15.	Ally Hutchins	16	Feb. 28	Evansville	Ridgway	..1.	5	1	1-0	3-7	L, 7-5
16.	Peyton Plotts (4)	17	Feb. 28	WKU	Smith	..1.	4	0	1-0	0-1	W, 7-5
17.	Ally Hutchins (2)	17	Feb. 28	WKU	Smith	0...	4	0	2-2	2-1	W, 7-5
18.	Lauryn Borzilleri (2)	18	March 1	Tennessee Tech	Fitzgerald	*0...	5	0	0-2	0-2	W, 4-3
19.	Cassie Reasner (4)	21	March 7	Mizzou	McCann	..2.	3	2	0-2	1-2	W, 6-4
20.	Cassie Reasner (5)	22	March 8	Mizzou	Harrison	..2.	2	0	0-2	0-1	W, 5-4
21.	Ally Hutchins (3)	22	March 8	Mizzou	Harrison	*0...	4	0	2-1	2-1	W, 5-4
22.	Allie Blum (3)	22	March 8	Mizzou	Harrison	..1.	4	2	3-2	3-1	W, 5-4
23.	Karissa Hamilton (2)	23	March 9	Mizzou	McCann	0...	1	1	0-1	0-1	W, 9-6
24.	Cassie Reasner (6)	23	March 10	Mizzou	Pannell	..2.	3	2	0-0	2-3	W, 9-6
25.	Cassie Reasner (7)	26	March 15	LSU	Heavener	*0...	2	0	0-0	0-	L, 6-4
26.	Ally Hutchins (4)	26	March 15	LSU	Heavener	0...	5	1	3-1	1-3	L, 6-4
27.	Peyton Plotts (5)	28	March 18	Dayton	Kemp	*0...	2	0	0-0	0-0	W, 6-2
28.	Allie Blum (4)	30	March 21	Ole Miss	Gauchino	..2.	4	2	0-0	0-2	W, 9-6
29.	Hallie Mitchell (2)	30	March 21	Ole Miss	Gauchino	..1.	5	2	2-2	4-2	W, 9-6
30.	Hallie Mitchell (3)	30	March 21	Ole Miss	Lopez	..2.	9	1	1-1	6-6	W, 9-6
31.	Peyton Plotts (6)	32	March 23	Ole Miss	Gauchino	0...	5	1	0-0	2-2	W, 4-2

Solo	2-Run	3-Run	Grand Slams	Total Runs from Homers
15	6	10	0	60

RACHEL LAWSON

HEAD COACH - 18TH SEASON - ALL-TIME WINNINGEST HEAD COACH AT UK

When Rachel Lawson was named head coach of the University of Kentucky softball team in July 2007 she saw a program poised for success. She knew athletics director Mitch Barnhart and the rest of UK's administration would give her unwavering support, and most importantly she knew the Big Blue Nation would provide the home-field advantage necessary for her team to compete in the Southeastern Conference.

Entering her 18th season as UK's head coach in 2024, Lawson's vision for the UK softball program has become a realization. The winningest head coach in program history has not only lead UK to its first-ever appearance in the Women's College World Series, eight NCAA Super Regionals the last 11 seasons, including a program-best 50 wins in 2014, but UK's administration come through on their promise and commitment to softball by providing Lawson with one of the nation's greatest collegiate softball facilities in the \$9.5 million John Cropp Stadium.

She became the first coach in program history to eclipse 400 wins at Kentucky against Utah on Feb. 15 in a 13-2 win over Utah at the inaugural ESPN St. Pete/Clearwater Elite Invitational Presented by Wilson.

In 2014, Lawson guided Kentucky to the Women's College World Series behind 50 wins. The Wildcats also set single-season records in at-bats, runs scored, doubles, home runs, RBI, total bases, walks, fielding percentage, putouts, lowest ERA and strikeouts. UK, which advanced to the program's first SEC Tournament Championship, started the season with a program-best 12 straight wins.

Seven of the last nine full seasons, Lawson has led the Wildcats to a national seed in the NCAA Tournament. The school's first-ever national seed was in 2013 – and UK hosted an NCAA Regional for the first time ever. Kentucky, which has made the NCAA Tournament each of the last 13 seasons, is one of just 16 schools nationally to claim that honor.

In 2019, Kentucky had one of its best offensive seasons ever – setting the school record for runs scored, batting average, on-base percentage, slugging and trying the program best with 71 home runs. Abbey Cheek was named the 2019 SEC Player of the Year, becoming the first player under Lawson to win a conference Player of the Year honor. Additionally, UK made its third-straight NCAA Super Regional and swept its way through the Lexington Regional for a third-straight season.

She guided the Wildcats to a run-rule sweep of the 2018 NCAA Lexington Regional, as the Wildcats became just the third team in NCAA history to run rule all three games of a regional. Kentucky beat Illinois-Chicago 10-1 in the opening round, shutout Notre Dame 10-0 in the 1-0 game and then ended the weekend with a 9-1 win over the Fighting Irish to book UK's sixth ticket to the NCAA Super Regionals.

Lawson helped guide Kentucky to its best regular season in program history in 2016, winning 43 games in the regular season, ending with a No. 9 national seed in the NCAA Tournament, a new program best. The Wildcats earned the right to host the NCAA Tournament for the third time in the last four seasons at John Cropp Stadium in Lexington. Lawson was named the 2016 SEC Coach of the Year, and joined Kelsey Nunley (SEC Pitcher of the Year) as the first two Kentucky winners of those awards.

The 2016 team finished with some of the best pitching numbers in program history, setting school records in the circle for lowest team ERA (1.71), lowest opponent batting average (.191), fewest runs allowed (130), fewest earned runs allowed (98), fewest hits allowed (280) and fewest doubles allowed (44)

Lawson has won 587 career games at the head of the dugout and has coached four National Fastpitch Coaches Association All-Americans in the last 10 years. Abbey Cheek became the first unanimous All-American in program history in 2019 after the most prolific offensive season in Kentucky annals. In 2016, senior pitcher Kelsey Nunley became the second All-American in program history (Molly Johnson, 2nd Team), and the first to be named to the First Team. That was followed by Katie Reed in the 2018 season, who was named to the third team.

Now sitting at 495-295 in her 14 seasons at Kentucky, Lawson is the



winningest head coach in school history and already has more wins in SEC play than UK had all told as a program when she took over in 2007. UK finished the 2014 season ranked sixth in both national listings for its best final ranking ever. In 2013, Kentucky was ranked in the top 14 of both collegiate softball rankings for the second time in school history with nine wins over ranked teams. In her 14 seasons at Kentucky, Lawson has defeated over 113 ranked foes, including 57 wins vs. top-10 teams and 32 against top-five teams.

Lawson's 2013 squad set the stage for the 2014 run to the Women's College World Series, setting several school records, including a then-program record 41 wins. All told, Lawson has directed the Wildcats to 30 or more victories in 11-straight seasons, which also resonates as a program record. In her 12 years with Kentucky, Lawson has helped UK players earn 50 All-SEC honors and 29 SEC Player of the Week honors.

Lawson's impact on the UK program is obvious, but her ability to develop players sometimes gets overshadowed by her impressive credentials in handling the day-to-day running of a program. Lawson, who serves as the pitching coach for the Wildcats, has guided three different pitchers to throw no-hitters against top-25 teams in just the last seven seasons alone. In all, UK has 17 career no-hitters – all of which have come under Lawson's tenure – including two perfect games.

Kentucky's 2012 season was highlighted by an impressive second-half surge with upsets of 12 ranked opponents, a then Lawson-best fifth place finish in SEC action, a program-record six captured conference series and a senior class who became the first class in school history to tally a .500 record or better in each of their four seasons of play.

In 2011, Lawson directed the Wildcats to their first NCAA Super Regional appearance and finished the season ranked No.12 in the country. The 2011 team earned a 40-16 overall record to set a new single-season standard for wins in a season before Lawson's 2013 team posted 41. UK appeared in the national rankings for a school-record 14 consecutive weeks, defeated 12 top-25 ranked opponents, captured five SEC series and became a national story with a dramatic postseason run which included a seventh-inning rally to knock off the nation's No. 2 team in Michigan in Ann Arbor to advance



RACHEL LAWSON, CONT.

to Super Regionals.

The 2011 Wildcats shattered 12 single-season UK records, including home runs (65), RBI (275) and batting average (.275). Individually, the Wildcats had a school-record five players earn National Fastpitch Coaches Association All-Region honors in Meagan Aull, Cervantes, Kara Dill, Riley and Megan Yocke. Following the end of the impressive 2011 season, Lawson was rewarded with a five-year contract extension keeping her at the helm of the Wildcat program through 2016. That contract has been extended several times since, including June of 2014, which keeps Lawson in UK blue through the 2020 season.

In 2010, the Wildcats charted a 32-27 record and entered into the national rankings for the first time in program history, while also knocking off five top-seven ranked opponents on the year. Behind the pitching tandem of sophomores Riley and Bell, the Wildcats broke school records in nearly every pitching category. Kentucky's offense continued to make strides as well with improvements in batting average, home runs, RBI and sacrifice hits for the third consecutive season under the direction of Lawson.

Lawson led the Wildcats to their first NCAA Tournament appearance and charted the school's first postseason victories in 2009, just her second season leading Kentucky. UK notched a 34-23 record and the first winning season in UK history in nearly 10 seasons. Kentucky upset three ranked opponents on the year, including No. 7 Georgia in a 2-0 victory in the SEC Tournament. Molly Johnson became the school's first All-America selection when she was voted to the second team in 2009. Kentucky earned 13 victories in conference play, and finished sixth overall in league action.

During the season the head coach also charted her 100th career victory in a 5-1 UK triumph over Eastern Illinois on March 1. Lawson became the winningest head coach in program history on April 10, 2013 with win No. 182 against Eastern Kentucky in Richmond, Ky.

Lawson became just the third head coach in the history of the Kentucky softball program after spending three seasons at Western Kentucky. She also served as an assistant coach at Maryland from 1996-2002 and was the associate head coach of the Philadelphia Force professional team in 2006.

Lawson tallied a record of 92-84 (.523) during her tenure with the Hilltoppers. In her first season at WKU, she led the Toppers to a spot in the Sun Belt Conference Tournament championship game. Picked to finish last in the preseason poll, WKU tied for second in the conference standings after setting a school record with 12 Sun Belt victories. The Billings, Mont., native led WKU to a 33-24 record in 2005 and reached the 30-win plateau again in 2007.

Lawson and the Hilltoppers battled nine NCAA Regional participants in 2006, including four teams ranked in the top 25, while finishing third in the Sun Belt regular-season play. She guided the squad to wins over perennial powers Long Beach State, South Florida, Mississippi Valley, as well as No. 13 Louisiana-Lafayette and No. 21 Louisville. In fact, then-freshman pitcher Ryan Rogge tossed the school's third no hitter against the Ragin' Cajuns in WKU's 8-0 victory.

Lawson joined the Maryland staff in 1996 and helped the Terrapins post six winning seasons in her seven years in College Park. Her responsibilities included recruiting, scheduling, organizing practice and travel, as well as running camps and clinics. In 1999, Lawson and company were selected the National Fastpitch Coaches Association Mid-Atlantic Coaching Staff of the Year after leading the Terrapins to a 51-23 record, their first ACC regular-season title and the championship game of the NCAA Region II Tournament.

A 1994 graduate of Massachusetts with a degree in exercise science, Lawson also earned her master's degree in sports management from UMass in 1998. She is the daughter of Elaine and Gerald Lawson and has 11 siblings.

Before Lawson	Kentucky	During Lawson
11	Seasons	18
1	Winning Seasons	16
242 (.373)	Wins. (Pct.)	618 (.664)
64	SEC Wins	191
11	Wins vs. Top 25	143
0	NCAA Tournaments	15
0	Super Regionals	8
0	WCWS	1
4	All-SEC Honors	62
94	SEC Academic Honor Roll Honorees	202

LAWSON YEAR-BY-YEAR AS HEAD COACH

Year	Team	Overall Record	Conference Record
2005	Western Kentucky	33-24	11-8
2006	Western Kentucky	29-28	8-7
2007	Western Kentucky	30-32	11-13
2008	Kentucky	17-37	3-25
2009	Kentucky	34-23	13-14
2010	Kentucky	32-27	13-15
2011	Kentucky	40-16	14-9
2012	Kentucky	30-30	15-13
2013	Kentucky	41-21	13-11
2014	Kentucky	50-19	13-11
2015	Kentucky	32-26	5-19
2016	Kentucky	46-14	17-7
2017	Kentucky	39-19	12-12
2018	Kentucky	35-21	8-15
2019	Kentucky	36-24	14-10
2020	Kentucky	20-4	2-1 (COVID-19)
2021	Kentucky	43-16	13-11
2022	Kentucky	37-19	13-11
2023	Kentucky	33-22-1	10-14
2024	Kentucky	31-24	8-16
2025	Kentucky	21-11	5-4
Total	21 Seasons	707-488-1	260-246
	At Kentucky (18 years)	618-371-1	190-215
	At WKU	92-84	30-31





CAREER RECORDS

Games Played

1. Leslie Kwiatkowski	254	(1998-2001)
Lauren Johnson	254	(2018-2022)
2. Kayla Kowalik	253	(2019-2023)
2. Tiffany Kruse	252	(1998-2001)
4. Griffin Joiner	249	(2012-2015)
Christian Stokes	249	(2013-2016)
7. Sylver Samuel	244	(2013-2016)
8. Nikki Sagermann	242	(2013-2016)
9. Andy Eilertson	239	(1999-2002)
10. Lauren Cumbess	236	(2011-2014)
Maisie Steed	236	(2013-2016)

HITTING

Hits

1. Kayla Kowalik	353	(2019-2023)
2. Leslie Kwiatkowski	285	(1998-2001)
3. Nikki Jones	268	(2000-2003)
4. Molly Johnson	264	(2007-2010)
5. Katie Reed	256	(2016-2019)
6. Lyndsey Angus	239	(2000-2003)
7. Erin Coffel	230	(2021-2024)
8. Abbey Cheek	228	(2016-2019)
9. Lauren Johnson	227	(2018-2022)

Runs Batted In

1. Erin Coffel	212	(2021-2024)
2. Abbey Cheek	202	(2016-2019)
3. Alex Martens	181	(2017-2020)
4. Brittany Cervantes	161	(2009-2012)
5. Mallory Peyton	152	(2018-2021)
6. Griffin Joiner	143	(2012-2015)
7. Leslie Kwiatkowski	137	(1998-2001)
Lauren Johnson	137	(2018-2022)
9. Molly Johnson	135	(2007-2010)

Batting Average (min. 200 at bats)

1. Kayla Kowalik	.424	(2019-2023)
2. Molly Johnson	.389	(2007-2010)
3. Erin Coffel	.376	(2021-Pres.)
4. Nikki Jones	.365	(2000-2003)
5. Lyndsey Angus	.360	(2000-2003)
6. Leslie Kwiatkowski	.351	(1998-2001)
7. Katie Reed	.345	(2016-2019)
Abbey Cheek	.345	(2016-2019)
9. Lauren Johnson	.334	(2018-2022)
10. Alex Martens	.323	(2017-2020)

Doubles

1. Molly Johnson	56	(2007-2010)
2. Leslie Kwiatkowski	47	(1998-2001)
3. Lyndsey Angus	44	(2000-2003)
Kayla Kowalik	44	(2019-Pres.)
5. Brittany Cervantes	42	(2009-2012)
Tiffany Kruse	42	(1998-2001)
Griffin Joiner	42	(2012-2015)
8. Erin Coffel	41	(2021-2024)
Katie Reed	41	(2016-2019)
Alex Martens	41	(2017-2020)
10. Lauren Johnson	39	(2018-2022)

Triples

1. Kayla Kowalik	24	(2019-2023)
2. Leslie Kwiatkowski	20	(1998-2001)
3. Tiffany Kruse	18	(1998-2001)

4. Nikki Jones	12	(2000-2003)
5. Meghan Cooper	10	(2002-2006)
Angie Del Pozzo	10	(1999-2002)
Molly Johnson	10	(2007-2010)
Megan Yocke	10	(2008-2011)
9. Kara Dill	9	(2010-2013)
Jessica Nance	9	(2002-2005)
Natalie Smith	9	(2007-2010)

Walks

1. Erin Coffel	155	(2021-2024)
2. Griffin Joiner	131	(2012-2015)
3. Megan Yocke	122	(2008-2011)
Nikki Sagermann	122	(2013-2016)
4. Kayla Kowalik	118	(2019-2023)
Brittany Cervantes	118	(2009-2012)
6. Abbey Cheek	116	(2016-2019)
7. Lyndsey Angus	98	(2000-2003)
8. Lauren Johnson	91	(2018-2022)
9. Destinee Mordecai	89	(2007-2010)

At-Bats

1. Leslie Kwiatkowski	811	(1998-2001)
2. Tiffany Kruse	764	(1998-2001)
3. Katie Reed	741	(2016-2019)
4. Nikki Jones	734	(2000-2003)
5. Griffin Joiner	700	(2012-2015)
6. Meagan Aull	691	(2008-2011)
7. Natalie Smith	681	(2007-2010)
8. Lauren Johnson	680	(2018-Pres.)
9. Molly Johnson	678	(2007-2010)
10. Christian Stokes	676	(2013-2016)

Runs Scored

1. Kayla Kowalik	262	(2019-2023)
2. Erin Coffel	189	(2021-2024)
3. Abbey Cheek	173	(2016-2019)
4. Lauren Johnson	168	(2018-Pres.)
5. Molly Johnson	161	(2007-2010)
6. Katie Reed	148	(2016-2019)
7. Leslie Kwiatkowski	145	(1998-2001)
8. Brittany Cervantes	139	(2009-2012)
9. Nikki Jones	138	(2000-2003)
10. Lyndsey Angus	136	(2000-2003)
Megan Yocke	136	(2008-2011)

Home Runs

1. Erin Coffel	68	(2021-Pres.)
2. Abbey Cheek	61	(2016-2019)
3. Brittany Cervantes	48	(2009-2012)
4. Mallory Peyton	43	(2018-2021)
5. Griffin Joiner	35	(2012-2015)
Molly Johnson	35	(2007-2010)
7. Nikki Sagermann	34	(2013-2016)
Alex Martens	34	(2017-2020)
9. Brooke Marnitz	31	(2004-2007)
10. Katie Campbell	30	(2004-2007)

Slugging Pct. (min. 200 at bats)

1. Erin Coffel	.784	(2021-2024)
2. Abbey Cheek	.678	(2016-2019)
3. Molly Johnson	.656	(2007-2010)
4. Mallory Peyton	.637	(2018-2021)
5. Alex Martens	.583	(2017-2020)
6. Brittany Cervantes	.577	(2009-2012)

7. Brooke Marnitz	.575	(2004-2007)
8. Nikki Sagermann	.523	(2013-Pres.)
9. Griffin Joiner	.519	(2012-2015)
10. Leslie Kwiatkowski	.518	(1998-2001)
Megan Yocke	.518	(2008-2011)

Total Bases

1. Kayla Kowalik	508	(2019-2023)
2. Erin Coffel	479	(2021-2024)
2. Abbey Cheek	454	(2016-2019)
3. Molly Johnson	445	(2007-2010)
4. Leslie Kwiatkowski	420	(1998-2001)
6. Brittany Cervantes	370	(2009-2012)
7. Katie Reed	367	(2016-2019)
8. Griffin Joiner	363	(2012-2015)
9. Alex Martens	341	(2017-2020)
10. Lyndsey Angus	338	(2000-2003)

Stolen Bases

1. Sylver Samuel	84	(2013-2016)
2. Leslie Kwiatkowski	82	(1998-2001)
3. Kayla Kowalik	80	(2019-2023)
4. Meagan Aull	71	(2008-2011)
5. Beth Fogel	70	(1999-2002)
6. Molly Johnson	66	(2007-2010)
7. Jessica Nance	64	(2002-2005)
8. Kara Dill	57	(2010-2013)
Katie Reed	57	(2016-2019)
10. Bailey Vick	45	(2017-2020)

FIELDING

Fielding Pct. (min. 100 chances)

1. Jenny Schaper	.992	(2016-2019)
Griffin Joiner	.992	(2012-2015)
Megan Yocke	.992	(2008-2011)
4. Lauren Cumbess	.985	(2011-2014)
Jamie Dardis	.985	(2000-2002)
6. Maisie Steed	.984	(2013-2016)
7. Sam. DeMartine	.983	(2008-2011)
8. Lorie Horner	.982	(1997-2098)
Katie Campbell	.982	(2004-2007)



CAREER RECORDS

10. Alli Eckman .981 (2005-2007)

Putouts

1. Griffin Joiner 1,557 (2012-2015)
2. Jenny Schaper 1,260 (2016-2019)
3. Megan Yocke 1,203 (2008-2011)
4. Megan Glenn 1,117 (2003-2006)
5. Maisie Steed 1,051 (2013-2016)
6. Sam. DeMartine 1,041 (2008-2011)
7. Andy Eilertson 1,038 (1999-2002)
8. Lauren Cumbess 931 (2011-2014)
9. Katie Campbell 664 (2004-2007)
10. Lyndsey Angus 662 (2000-2003)

Assists

1. Angie Del Pozzo 552 (1999-2002)
2. Katie Reed 532 (2016-2019)
3. Christian Stokes 517 (2013-2016)
4. Molly Johnson 510 (2007-2010)
5. Abbey Cheek 486 (2016-2019)
6. Rachel Friberg 475 (2001-2004)
7. Meghan Cooper 452 (2002-2006)
8. Nikki Sagermann 450 (2013-2016)
9. Nikki Jones 416 (2000-2003)
10. Brittany Cervantes 374 (2009-2012)

PITCHING

Appearances

1. Kelsey Nunley 171 (2013-2016)
2. Keary Camunas 158 (1997-2000)
3. Chanda Bell 143 (2009-2012)
4. Amy Kendall 133 (2003-2006)
5. Meagan Prince 122 (2013-2017)
6. Autumn Humes 107 (2018-2021)
7. Jennifer Howland 105 (1999-2002)
8. Grace Baalman 102 (2018-2021)
9. Rachel Riley 97 (2009-2012)
10. Amber Matousek 90 (2007-2010)

Innings Pitched

1. Kelsey Nunley 943.1 (2013-2016)
2. Keary Camunas 897.2 (1997-2000)
3. Chanda Bell 724.0 (2009-2012)
4. Amy Kendall 586.0 (2003-2006)
5. Meagan Prince 525.1 (2014-2017)
6. Rachel Riley 477.1 (2009-2012)
7. Autumn Humes 477.0 (2018-2021)
8. Jennifer Howland 476.2 (1999-2002)
9. Amber Matousek 442.0 (2007-2010)
10. Grace Baalman 403.2 (2018-Pres.)

Games Started

1. Keary Camunas 137 (1997-2000)
2. Kelsey Nunley 117 (2013-2016)
3. Chanda Bell 105 (2009-2012)
4. Amy Kendall 84 (2003-2006)
5. Amber Matousek 77 (2007-2010)
6. Jennifer Howland 74 (1999-2002)
7. Autumn Humes 74 (2018-2021)
8. Meagan Prince 73 (2014-2017)
9. Steph Schoonover 63 (2021-2024)
10. Grace Baalman 62 (2018-2021)

ERA (min. 100 IP)

1. Kelsey Nunley 1.96 (2013-2016)
2. Meagan Prince 2.37 (2014-2017)
3. Keary Camunas 2.49 (1997-2000)
4. Chanda Bell 2.55 (2009-2012)
5. Rachel Riley 2.68 (2009-2012)
6. Shannon Smith 2.75 (2014-2016)
7. Lauren Cumbess 2.83 (2011-2014)
8. Autumn Humes 2.86 (2018-2021)
9. Grace Baalman 2.93 (2018-2021)
10. Jessica Trueblood 2.99 (2006)

Opponent Batting Avg. (min. 250 batters faced)

1. Chanda Bell .200 (2009-2012)
2. Shannon Smith .202 (2014-2017)

3. Kelsey Nunley .211 (2013-2016)
4. Steph Schoonover .214 (2021-2024)
5. Lauren Cumbess .215 (2011-2014)
6. Meagan Prince .231 (2014-2017)
7. Gretchen Prugh .238 (2004)
8. Grace Baalman .245 (2018-2021)
9. Keary Camunas .247 (1997-2000)
10. Autumn Humes .249 (2018-2021)

Strikeouts

1. Chanda Bell 910 (2009-2012)
2. Kelsey Nunley 809 (2013-2016)
3. Keary Camunas 550 (1997-2000)
4. Meagan Prince 446 (2014-2017)
5. Steph Schoonover 402 (2021-2024)
6. Autumn Humes 333 (2018-2021)
7. Amy Kendall 302 (2003-2006)
8. Grace Baalman 283 (2018-2021)
9. Rachel Riley 259 (2009-2012)
10. Lauren Cumbess 257 (2011-2014)

Wins

1. Kelsey Nunley 92 (2013-2016)
2. Chanda Bell 68 (2009-2012)
3. Meagan Prince 63 (2014-2017)
4. Keary Camunas 54 (1997-2000)
5. Autumn Humes 51 (2018-2021)
6. Rachel Riley 40 (2009-2012)
7. Grace Baalman 39 (2018-2021)
7. Steph Schoonover 38 (2021-2024)
8. Amy Kendall 31 (2003-2006)
9. Lauren Cumbess 29 (2011-2014)
- Morgan Marr 29 (2000-2002)

Saves

1. Kelsey Nunley 9 (2013-2016)
- Meagan Prince 9 (2014-2017)
3. Chanda Bell 6 (2009-2012)
4. Keary Camunas 5 (1997-2000))



Chanda Bell



Lauren Cumbess



Rachel Riley



SINGLE SEASON RECORDS

Games Played

1. Joiner/Stokes/Sagermann/Samuel	69	(2014)
2. Lauren Cumbess	67	(2014)
Tiffany Kruse	67	(1999)
Leslie Kwiatkowski	67	(1999)
3. Jennifer Howland	66	(1999)
4. Andy Eilertson	65	(2000)
Nikki Jones	65	(2000)
Tiffany Kruse	65	(2000)
5. Leslie Kwiatkowski	64	(2000)

2. Tiffany Kruse	208	(1999)
3. Leslie Kwiatkowski	207	(1999)
4. Leslie Kwiatkowski	206	(1998)
5. Lauren Cumbess	203	(2014)
6. Kara Dill	202	(2012)
Kayla Kowalik	202	(2021)
7. Jennifer Howland	201	(1999)
Leslie Kwiatkowski	201	(2000)
Lauren Cumbess	201	(2013)
10. Tiffany Kruse	199	(2000)

Alex Martens	13	(2017)
Jenny Schaper	13	(2019)
Abbey Cheek	13	(2019)

Triples

1. Kayla Kowalik	8	(2020)**
2. Tiffany Kruse	7	(2000)
3. Kayla Kowalik	6	(2021)
Angie Del Pozzo	6	(2001)
Leslie Kwiatkowski	6	(2000)
Leslie Kwiatkowski	6	(1998)
5. Kara Dill	5	(2012)
Nikki Jones	5	(2003)
Tiffany Kruse	5	(1999)
Megan Yocke	5	(2009)
Kayla Kowalik	5	(2019)

HITTING

Batting Average

1. Bailey Vick	.571	(2020)**
2. Alex Martens	.507	(2020)**
3. Kayla Kowalik	.495	(2021)
4. Nikki Jones	.442	(2002)
Kayla Kowalik	.442	(2023)
6. Erin Coffel	.440	(2023)
7. Molly Johnson	.433	(2009)
8. Abbey Cheek	.428	(2019)
9. Erin Coffel	.423	(2022)
10. Rylea Smith	.420	(2020)**
Kayla Kowalik	.420	(2022)
11. Molly Johnson	.401	(2008)
12. Brooke Marnitz	.399	(2007)
13. Leslie Kwiatkowski	.398	(2000)
14. Nikki Jones	.388	(2003)
15. Lyndsey Angus	.384	(2003)
16. Mallory Peyton	.379	(2020)**
17. Kara Dill	.377	(2011)
18. Erin Coffel	.376	(2024)
19. Molly Johnson	.375	(2010)

Hits

1. Kayla Kowalik	100	(2021)
2. Molly Johnson	81	(2009)
3. Leslie Kwiatkowski	80	(2000)
Kayla Kowalik	80	(2023)
5. Leslie Kwiatkowski	77	(1999)
6. Kayla Kowalik	76	(2022)
7. Tiffany Kruse	72	(1999)
8. Katie Reed	71	(2017)
Kara Dill	71	(2012)
Nikki Jones	71	(2003)
Leslie Kwiatkowski	71	(1998)

Home Runs

1. Brooke Marnitz	21	(2007)
2. Abbey Cheek	20	(2019)
Erin Coffel	20	(2022)
3. Erin Coffel	19	(2023)
4. Abbey Cheek	18	(2018)
5. Erin Coffel	16	(2021)
6. Brittany Cervantes	15	(2011)
Renee Abernathy	15	(2022)
7. Grace Lorsung	14	(2024)
8. Erin Coffel	13	(2024)
Renee Abernathy	13	(2021)
Nikki Sagermann	13	(2014)
Brittany Cervantes	13	(2012)
Molly Johnson	13	(2010)
Lauren Cumbess	13	(2013)
Alex Martens	13	(2019)
Mallory Peyton	13	(2019)
9. Kayla Kowalik	12	(2021)
Mallory Peyton	12	(2021)
Abbey Cheek	12	(2017)
Katie Campbell	12	(2007)
Amber Janneck	12	(2004)
Jenny Schaper	12	(2019)
10. Alex Martens	11	(2020)**
Griffin Joiner	11	(2015)
Megan Yocke	11	(2011)
11. Griffin Joiner	10	(2013, 2014)
Lauren Cumbess	10	(2014)
Meagan Aull	10	(2011)
Brittany Cervantes	10	(2010)
Brittany Cervantes	10	(2009)
Samantha DeMartine	10	(2011)
Abbey Cheek	10	(2016)
Taylor Ebbs	10	(2022)

At-Bats

1. Nikki Jones	212	(2000)
----------------	-----	--------



Abbey Cheek

Runs Batted In

1. Erin Coffel	68	(2022)
2. Alex Martens	66	(2019)
3. Brooke Marnitz	61	(2007)
4. Abbey Cheek	56	(2018)
Erin Coffel	56	(2021)
5. Erin Coffel	55	(2023)
6. Abbey Cheek	53	(2019)





SINGLE SEASON RECORDS

7. Brittany Cervantes	52	(2011)
Abbey Cheek	52	(2016)
8. Renee Abernathy	51	(2022)
9. Leslie Kwiatkowski	50	(2000)
Mallory Peyton	50	(2021)
10. Nikki Sagermann	49	(2014)

Runs Scored

1. Kayla Kowalik	77	(2021)
2. Kayla Kowalik	60	(2023)
3. Kayla Kowalik	57	(2022)
4. Brittany Cervantes	55	(2011)
5. Abbey Cheek	54	(2019)
6. Molly Johnson	53	(2009)
Lauren Johnson	53	(2022)
7. Kayla Kowalik	49	(2019)
8. Molly Johnson	48	(2010)
Erin Coffel	48	(2023)
9. Megan Yocke	47	(2011)
Erin Coffel	47	(2021)
10. Katie Reed	45	(2018)
10. Kara Dill	44	(2011)
Erin Coffel	44	(2022)

Total Bases

1. Kayla Kowalik	159	(2021)
2. Erin Coffel	143	(2022)
3. Abbey Cheek	138	(2019)
4. Brooke Marnitz	137	(2007)
5. Molly Johnson	130	(2009)
6. Molly Johnson	125	(2010)
7. Erin Coffel	122	(2023)
8. Erin Coffel	118	(2021)
9. Leslie Kwiatkowski	117	(1999)
10. Lauren Cumbess	116	2013)

On-Base Pct.

1. Bailey Vick	.630	(2020)**
2. Erin Coffel	.629	(2023)
3. Abbey Cheek	.602	(2019)
4. Alex Martens	.589	(2020)**
5. Kayla Kowalik	.554	(2021)
6. Erin Coffel	.522	(2024)
7. Mallory Peyton	.517	(2020)**
8. Molly Johnson	.498	(2009)
Erin Coffel	.498	(2022)
Kayla Kowalik	.498	(2023)
11. Brittany Cervantes	.490	(2011)
12. Megan Yocke	.483	(2011)
13. Kayla Kowalik	.482	(2022)
14. Lyndsey Angus	.478	(2003)
15. Molly Johnson	.472	(2008)
16. Nikki Jones	.466	(2002)
17. Brooke Marnitz	.454	(2007)
18. Griffin Joiner	.451	(2014)
19. Molly Johnson	.450	(2010)
Erin Coffel	.450	(2021)

Slugging Pct.

1. Alex Martens	.987	(2020)**
2. Erin Coffel	.976	(2023)

3. Mallory Peyton	.970	(2020)**
4. Abbey Cheek	.908	(2019)
5. Brooke Marnitz	.895	(2007)
6. Erin Coffel	.871	(2022)
7. Kayla Kowalik	.787	(2021)
8. Abbey Cheek	.701	(2018)
Renee Abernathy	.701	(2022)
10. Molly Johnson	.695	(2009)
11. Molly Johnson	.679	(2010)
12. Brittany Cervantes	.677	(2011)
13. Molly Johnson	.669	(2008)
Erin Coffel	.669	(2024)
15. Grace Lorsung	.665	(2024)
16. Katie Campbell	.640	(2007)
17. Becky Bishop	.632	(2007)

Sacrifice Hits

1. Beth Fogle	13	(2001)
Megan Yocke	13	(2009)
3. Lorie Melchi	12	(2003)
Megan Yocke	12	(2010)
Katie Reed	12	(2018)
5. Sarah Rainwater	11	(2017)
Sylver Samuel	11	(2013, 2014)
Michelle Bucci	11	(1997)
Beth Fogle	11	(2000)
Jennifer Howland	11	(1999)
Stephanie Thompson	11	(1998)
Megan Yocke	11	(2008)

Sacrifice Flies

1. Tatum Spangler	6	(2021)
2. Erin Coffel	5	(2022)
Alice O'Brien	5	2013)
Renee Abernathy	5	(2021)
4. Nikki Sagermann	4	(2014)
Lyndsey Angus	4	(2000)
Rachel Friberg	4	(2002)
Brooke Marnitz	4	(2004)
Mallory Peyton	4	(2021)

Stolen Bases

1. Beth Fogle	34	(1999)
2. Leslie Kwiatkowski	28	(2000)
3. Meagan Aull	26	(2009)
4. Molly Johnson	24	(2009)
5. Sylver Samuel	23	(2016)
Kayla Kowalik	23	(2021)
7. Leslie Kwiatkowski	22	(1999)
8. Sylver Samuel	21	(2013)
Kara Dill	21	(2012)
Jessica Nance	21	(2004)
11. Sylver Samuel	20	(2014, 2015)
Kara Dill	20	(2011)
Molly Johnson	20	(2010)

Walks

1. Erin Coffel	64	(2023)
Abbey Cheek	64	(2019)
2. Brittany Cervantes	48	(2011)
3. Griffin Joiner	47	(2014)

Erin Coffel	47	(2024)
Megan Yocke	47	(2011)
6. Griffin Joiner	36	(2015)
7. Nikki Sagermann	35	(2016)
8. Maisie Steed	34	2013)
9. Brittany Cervantes	33	(2012)
10. Griffin Joiner	32	(2015)

Hit by Pitch

1. Meghan Cooper	16	(2006)
2. Ansley Smith	15	(2014)
Erin Coffel	15	(2024)
Erin Coffel	15	(2021)
5. Emily Gaines	13	(2014)
Mallory Peyton	13	(2019)
7. Griffin Joiner	12	(2012)
8. Renee Abernathy	10	(2021)
Molly Johnson	10	(2008)
Molly Johnson	10	(2009)
Molly Johnson	10	(2010)
Mallory Peyton	10	(2020)**
13. Ansley Smith	9	(2015)
Meagan Aull	9	(2009)
Samantha DeMartine	9	(2011)
Amber Janneck	9	(2005)
Leslie Kwiatkowski	9	(2001)

FIELDING

Putouts

1. Griffin Joiner	442	(2014)
2. Jenny Schaper	399	(2016)
3. Griffin Joiner	390	(2012)
4. Jamie Dardis	382	(2000)
Griffin Joiner	382	(2015)
6. Megan Yocke	369	(2010)
7. Megan Glenn	366	(2006)
8. Samantha DeMartine	363	(2009)

Assists

1. Christian Stokes	167	(2014)
Angie Dal Pozzo	167	(2001)
3. Katie Reed	158	(2018)
4. Abbey Cheek	155	(2018)
5. Abbey Cheek	152	(2017)
6. Lindsay Houser	148	(1998)
7. Angie Dal Pozzo	143	(1999)
Molly Johnson	143	(2009)
9. Nikki Sagermann	141	(2014)
Katie Reed	141	(2017)

Fielding Pct.

1. Griffin Joiner	1.000	(2015)
Emily Jolly	1.000	(2014)
Maisie Steed	1.000	(2014)
Meagan Aull	1.000	(2009)
Michelle Bucci	1.000	(1999)
Beth Fogle	1.000	(2002)
Jennifer Howland	1.000	(2001)
7. Griffin Joiner	.998	(2014)
8. Megan Yocke	.997	(2011)
Megan Yocke	.997	(2009)





SINGLE SEASON RECORDS

Jenny Schaper .997 (2017)

10. Keary Camunas 194.0 (1997)

8. Kelsey Nunley 193 (2013)

9. Meagan Prince 175 (2017)

10. Steph Schoonover 174 (2024)

PITCHING

ERA (min. 10 appearances)

1. Kelsey Nunley 1.27 (2016)
2. Keary Camunas 1.68 (2000)
3. Meagan Prince 1.85 (2016)
4. Kelsey Nunley 1.88 (2014)
5. Erin Rethlake 1.95 (2017)
6. Lauren Cumbess 1.99 (2011)
7. Meagan Prince 1.82 (2017)
8. Lauren Cumbess 2.07 (2014)
9. Kelsey Nunley 2.14 (2013)
10. Chanda Bell 2.24 (2011)

Win-loss pct. (min. 10 appearances)

1. Shannon Smith 1.000 (3-0) (2016)
2. Ellen Weaver .857 (6-1) (2011)
3. Kelsey Nunley .777 (21-6) (2016)
- Meagan Prince .777 (21-6) (2016)
5. Lauren Cumbess .750 (6-2) (2011)
6. Lauren Cumbess .731 (30-11) (2014)
7. Kelsey Nunley .731 (30-11) (2014)
8. Rachel Riley .722 (13-5) (2011)
9. Kelsey Nunley .711 (27-11) (2013)
10. Meagan Prince .700 (21-9) (2017)

Wins

1. Kelsey Nunley 30 (2014)
2. Kelsey Nunley 27 (2013)
3. Autumn Humes 22 (2021)
4. Meagan Prince 21 (2017)
- Kelsey Nunley 21 (2016)
- Meagan Prince 21 (2016)
- Chanda Bell 19 (2009)
- Keary Camunas 19 (2000)
9. Chanda Bell 18 (2010)
10. Morgan Marr 17 (2001)

Saves

1. Meagan Prince 5 (2017)
- Kelsey Nunley 5 (2015)
3. Chanda Bell 4 (2012)
- Keary Camunas 4 (1999)
- Jessica Trueblood 4 (2006)
5. Kelsey Nunley 2 (2013)
- Meghan Cooper 2 (2002)
- Jennifer Young 2 (2007)
- Meagan Prince 2 (2016)
- Autumn Humes 2 (2019)
- Autumn Humes 2 (2021)
- Grace Baalman 2 (2021)

Innings Pitched

1. Kelsey Nunley 282.1 (2014)
2. Kelsey Nunley 268.2 (2013)
3. Keary Camunas 251.1 (1998)
4. Amy Kendall 229.0 (2003)
5. Keary Camunas 226.2 (1999)
6. Keary Camunas 225.2 (2000)
7. Chanda Bell 219.1 (2010)
8. Kelsey Nunley 211.0 (2015)
9. Morgan Marr 195.2 (2001)

Appearances

1. Samantha Allen 49 (2005)
2. Kelsey Nunley 47 (2013)
3. Kelsey Nunley 45 (2014)
4. Keary Camunas 43 (1999)
5. Kelsey Nunley 42 (2015)
6. Autumn Humes 41 (2021)
- Keary Camunas 41 (2000)
- Meagan Prince 41 (2017)
9. Keary Camunas 40 (1998)
- Amy Kendall 40 (2003)

Games Started

1. Keary Camunas 37 (1998)
2. Kelsey Nunley 36 (2014)
- Keary Camunas 36 (2000)
4. Chanda Bell 34 (2010)
- Keary Camunas 34 (1999)
6. Amy Kendall 32 (2003)
7. Morgan Marr 31 (2001)
8. Kelsey Nunley 30 (2015)
- Keary Camunas 30 (1997)
- Autumn Humes 30 (2021)

Complete Games

1. Keary Camunas 33 (1998)
2. Kelsey Nunley 31 (2014)
3. Amy Kendall 29 (2003)
- Keary Camunas 28 (2000)
5. Chanda Bell 26 (2010)
- Keary Camunas 26 (1999)
- Amber Matousek 26 (2008)
8. Jessica Trueblood 25 (2006)
- Kelsey Nunley 25 (2013)
10. Keary Camunas 23 (1997)
- Morgan Marr 23 (2001)

Shutouts

1. Keary Camunas 9 (2000)
2. Kelsey Nunley 7 (2014)
- Kelsey Nunley 7 (2016)
- Chanda Bell 7 (2011)
4. Keary Camunas 6 (1998)
5. Rachel Riley 5 (2010)
- Meagan Prince 5 (2016)
6. Kelsey Nunley 4 (2015)
- Chanda Bell 4 (2010)
- Keary Camunas 4 (1999)
- Jennifer Howland 4 (2000)
- Rachel Riley 4 (2011)
- Grace Baalman 4 (2019)
- Autumn Humes 4 (2021)

Strikeouts

1. Chanda Bell 288 (2010)
2. Kelsey Nunley 219 (2014)
3. Chanda Bell 216 (2009)
4. Chanda Bell 205 (2011)
5. Kelsey Nunley 203 (2016)
6. Chanda Bell 201 (2012)
7. Kelsey Nunley 194 (2015)

Opponent Batting Avg. (min. 200 at-bats)

1. Chanda Bell .175 (2011)
2. Kelsey Nunley .178 (2016)
3. Lauren Cumbess .193 (2012)
4. Erin Rethlake .197 (2017)
5. Chanda Bell .200 (2010)

** = 24-game season due to COVID-19

Keary Camunas



Jessica Trueblood





GAME RECORDS

HITTING

At-bats

6	Christian Stokes	vs. South Carolina	4/18/15
	Lauren Cumbess	at Ole Miss	4/13/14
	Kara Dill	at USC Upstate	2/24/13
	Nikki Jones	vs. Arkansas	4/27/03
	Jackie Haynes	vs. Middle Tennessee State	4/1/97
	Michelle Buccì	vs. Middle Tennessee State	4/1/97
	Jacki Haynes	vs. Mississippi State	4/11/97

Runs Scored

5	Kayla Kowalik	vs. NC Central	2/20/21
---	---------------	----------------	---------

Hits

5	Bailey Vick	vs. Georgia Tech	2/21/20
	Christian Stokes	vs. Long Beach State	2/19/15
	Beth Fogle	vs. Morehead State	3/5/02

RBI

7	Erin Coffel	vs. Miami (OH)	5/21/22
	Grace Lorsung	vs. Texas A&M	3/25/23

Doubles

3	Christian Stokes	vs. South Carolina	4/18/15
	Molly Johnson	vs. Indiana	4/1/08
	Emily Jolly	vs. DePaul	2/12/11

Triples

3	Meghan Cooper	vs. Kent State	2/17/06
---	---------------	----------------	---------

Home Runs

2 (50 times)	Last: Grace Lorsung		vs. Texas A&M	3/25/23
--------------	---------------------	--	---------------	---------

Total Bases

11	Kayla Kowalik	vs. NC Central	2/21/20
----	---------------	----------------	---------

Walks

4 (6 times)	Last: Kayla Kowalik		at Bellarmine	4/12/23
-------------	---------------------	--	---------------	---------

Strikeouts

4 (8 times)	Last: Emily Gaines		vs. DePaul	5/18/14
-------------	--------------------	--	------------	---------

Sacrifice Hits

2 (45 times)	Last: Bailey Vick		vs. Liberty	2/7/20
--------------	-------------------	--	-------------	--------

Sacrifice Flies

2	Abbey Cheek	at Georgia	3/18/17
---	-------------	------------	---------

Stolen Bases

4	Bailey Vick	vs. Bradley	2/24/18
	Erin Rethlake	vs. Drexel	3/10/17
	Meagan Aull	vs. Kent State	3/24/09

Hit By Pitch

3	Ashley Dimkich	vs. Youngstown State	3/4/06
---	----------------	----------------------	--------

FIELDING

Putouts

21	Megan Yocke	vs. Tennessee Tech	4/16/11
----	-------------	--------------------	---------

Assists

9	Amber Janneck	vs. Eastern Kentucky	4/6/05
	Amber Janneck	vs. Western Kentucky	4/13/05
	Molly Johnson	vs. Florida	4/11/09
	Angie Dal Pozzo	vs. Louisville	4/18/01

Errors

4	Brooke Marnitz	vs. Alabama	3/21/04
	Nikki Jones	vs. Morehead State	3/5/02
	Angie Dal Pozzo	vs. Texas-San Antonio	2/10/01
	Meredith Seales	vs. UNC Greensboro	2/22/97

Passed Balls

4	Alli Eckman	vs. Ole Miss	3/12/05
---	-------------	--------------	---------

PITCHING

Innings Pitched

11.1	Autumn Humes	at Auburn	3/24/18
------	--------------	-----------	---------

Fewest Hits Allowed

0	22 Times		
	Last: Stephanie Schoonover	vs. North Texas	2/18/23

Perfect Game

	Chanda Bell	at Austin Peay (Game 1)	4/6/11
	Rachel Riley	at Austin Peay (Game 2)	4/6/11

Runs Allowed

16	Lorie Horner	vs. Alabama	3/21/98
	Jennifer Young	vs. Indiana	4/1/08

Earned Runs Allowed

13	Amber Matousek	vs. Alabama	3/22/08
	Amber Matousek	vs. LSU	4/9/08

Walks Allowed

9	Jennifer Young	vs. Indiana	4/1/08
---	----------------	-------------	--------

Strikeouts

18	Stephanie Schoonover	vs. North Texas	2/18/23
----	----------------------	-----------------	---------

Hits Allowed

18	Lorie Horner	vs. Alabama	3/21/98
18	Rachel Riley	at Georgia	4/10/11

Doubles Allowed

8	Jennifer Howland	vs. Akron	3/9/01
---	------------------	-----------	--------

Triples Allowed

2	Samantha Allen	vs. Cal-Poly	2/12/05
	Jennifer Howland	vs. Georgia	3/7/01
	Lorie Horner	vs. Missouri	2/15/97

Home Runs Allowed

6	Amber Matousek	vs. Alabama	3/22/08
---	----------------	-------------	---------



Brooke Marnitz





TEAM RECORDS

TEAM RECORDS-GAME

Hitting

At Bats: 43 at Ole Miss 4/13/14
 Runs Scored: 23 vs. UC Santa Barbara 2/18/22
 Hits: 20 vs. UC Santa Barbara 2/18/22
 Doubles: 6 twice, last at Miami (OH) 3/17/09
 Triples: 4 vs. Louisville 4/10/02
 Home Runs: 6 at Tennessee 4/27/18
 RBI: 23 vs. UC Santa Barbara 2/18/22
 Total Bases: 38 vs. UC Santa Barbara 2/18/22
 Walks: 13 vs. Indiana 3/2/08
 Strikeouts: 18 vs. WKU 4/23/15
 Stolen Bases: 8 Samford/Bradley .. 3/20/99 | 2/23/18

Fielding

Putouts: 33 5x, last vs. South Carolina 4/18/15
 Assists: 25 at South Carolina 5/2/09
 Errors: 7 vs. Texas-San Antonio 2/10/01
 Double Plays: 3 seven times, last vs. SIU 2/13/15

Pitching

Innings Pitched: 13.0 at Alabama 4/28/19
 Runs Allowed: 18 last vs. Oklahoma 3/2/23
 Earned Runs Allowed: 18 last vs. Oklahoma 3/2/23
 Hits Allowed: 19 vs. Arkansas 3/31/07
 Fewest Hits Allowed: 0 22x, last vs. North Texas 2/24/23
 Doubles Allowed: 8 vs. Akron 3/9/01
 Triples Allowed: 3 vs. Georgia 3/7/01
 Home Runs Allowed: 6 2x, last vs. Oklahoma 3/23/22
 Walks Allowed: 9 4x, last at Alabama 5/4/13
 Strikeouts: 20 vs. Tennessee Tech 4/16/11

TEAM RECORDS-SEASON

Hitting

Batting Average: 305 2019
 At Bats: 1,797 2014
 Runs Scored: 381 2019
 Hits: 477 2000
 Doubles: 94 2019
 Triples: 18 2000, 2001, 2002
 Home Runs: 71 2014, 2019
 RBI: 346 2019
 Total Bases: 810 2019
 Walks: 227 2019
 Strikeouts: 426 2004
 Stolen Bases: 89 1999

Fielding

Fielding Percentage: (.976) 2018
 Putouts: 1,455 2014
 Assists: 673 2001
 Errors: 131 1997
 Double Plays: 32 2002

Pitching

Lowest ERA: 1.71 2016
 Lowest Opponents Batting Average:191 2016
 Innings Pitched: 485.0 2014
 Runs Allowed: 333 2005
 Fewest Runs Allowed: 130 2016
 Earned Runs Allowed: 253 2005
 Fewest Earned Runs Allowed: 98 2016
 Hits Allowed: 523 2005
 Fewest Hits Allowed: 250 2016
 Doubles Allowed: 101 2003
 Fewest Doubles Allowed: 44 2016
 Triples Allowed: 16 1997
 Fewest Triples Allowed: 2 2004
 Home Runs Allowed: 58 2008
 Fewest Home Runs Allowed: 10 1997
 Walks Allowed: 182 2013
 Fewest Walks Allowed: 93 1997
 Strikeouts: 403 2014
 Shutouts: 16 2000

TEAM RECORDS-SEASON

Games played 69 2014
 Wins 50 2014
 Losses 44 1997 & 1999
 Highest winning percentage781 (43-12) 2016
 Lowest winning percentage185 (10-44) 1997
 Seasons team fielded 25 (first in 1997)
 Winning seasons 15 (last in 2021)
 Losing seasons 11 (last in 2008)
 First tie UK 2, Texas-Arlington 2 (2/15/04)
 Longest coaching tenure Rachel Lawson, 14 yrs (2008-Pres.)
 Beth Pruitt, 8 yrs (1997-2004)

Consecutive losses 21 3/15/03 - 4/13/03
 Consecutive wins 19 2/12/21 - 3/7/21
 Consecutive shutout wins: 4 2/20/16 - 2/27/16
 Consecutive shutout losses: 6 3/29/06-4/2/06
 Consecutive games without an error: 6 3/6/15 - 3/15/15
 Extra-inning games: 10 2014
 Extra-inning wins: 8 2014
 Consecutive games with a stolen base: 16 2/17/02-3/17/02
 Consecutive games with a double: 12 3/16/02-4/6/02
 Consecutive games without extra-base hit: 5 - 3/9/97-3/12/97
 Most Combined Runs in a Game: 29 (4/1/08 Indiana 16, UK 13)
 Largest Margin of Victory: 22 2/29/20 vs. Detroit Mercy



SINGLE SEASON RECORDS BY CLASS

HITTING

Batting Average

Senior	Abbey Cheek	.428	2019
Junior	Kayla Kowalik	.495	2021
Soph.	Erin Coffel	.420	2022
Fresh.	Natalie Smith	.370	2007

(2020 not included, COVID-19)

Hits

Senior	Kayla Kowalik	76	2022
Junior	Kayla Kowalik	100	2021
Soph.	Leslie Kwiatkowski	77	1999
Fresh.	Leslie Kwiatkowski	71	1998

Doubles

Senior	Kwiatkowski/Reed	16	2001/19
Junior	Tiffany Kruse	16	2000
Soph.	Molly Johnson	20	2008
Fresh.	Alex Martens	13	2017

Triples

Senior	Nikki Jones	5	2003
Junior	Tiffany Kruse	7	2000
Soph.	Kayla Kowalik	8	2020
Fresh.	Leslie Kwiatkowski	6	1998

Home Runs

Senior	Brooke Marnitz	21	2007
Junior	Erin Coffel	19	2023
Soph.	Erin Coffel	20	2022
Fresh.	Erin Coffel	16	2021

Runs Batted In

Senior	Brooke Marnitz	61	2007
Junior	Alex Martens	66	2019
Soph.	Erin Coffel	68	2022
Fresh.	Erin Coffel	56	2021

Runs Scored

Senior	Kayla Kowalik	57	2022
Junior	Kayla Kowalik	77	2021
Soph.	Kara Dill	44	2011
Fresh.	Kayla Kowalik	49	2019

Total Bases

Senior	Abbey Cheek	138	2019
Junior	Kayla Kowalik	159	2021
Soph.	Erin Coffel	142	2022
Fresh.	Erin Coffel	118	2021

On Base Pct.

Senior	Abbey Cheek	.602	2019
Junior	Erin Coffel	.629	2023
Soph.	Molly Johnson	.472	2008
Fresh.	Erin Coffel	.450	2021

(2020 not included, COVID-19)

Slugging Pct.

Senior	Abbey Cheek	.908	2019
Junior	Erin Coffel	.976	2023
Soph.	Erin Coffel	.871	2022
Fresh.	Erin Coffel	.663	2021

Sacrifice Hits

Senior	Tiffany Kruse	9	2001
Junior	Beth Fogle	13	2001

Soph.	Megan Yocke	13	2009
Fresh.	Lorie Melchi	12	2003

Sacrifice Flies

Senior	Alice O'Brien	5	2013
Junior	Tatum Spangler	5	2021
Soph.	Erin Coffel	5	2022
Fresh.	Lyndsey Angus	4	2000
	Brooke Marnitz	4	2004

Stolen Bases

Senior	Sylver Samuel	23	2016
Junior	Leslie Kwiatkowski	28	2000
Soph.	Meagan Aull	26	2009
Fresh.	Beth Fogle	34	1999

Walks

Senior	Abbey Cheek	64	2019
Junior	Erin Coffel	64	2023
Soph.	Ansley Smith	30	2014
Fresh.	Maisie Steed	44	2013

Hit by Pitch

Senior	Meghan Cooper	16	2006
Junior	Molly Johnson	10	2009
Soph.	Ansley Smith	15	2014
Fresh.	Erin Coffel	15	2021

FIELDING

Putouts

Senior	Maisie Steed	385	2016
Junior	Griffin Joiner	442	2014
Soph.	Griffin Joiner	343	2013
Fresh.	Jenny Schaper	399	2016

Assists

Senior	Molly Johnson	131	2010
Junior	Angie Dal Pozzo	167	2001
Soph.	Christian Stokes	167	2014
Fresh.	Angie Dal Pozzo	143	1999

Fielding Pct.

Senior	Griffin Joiner	1.000	2015
	Beth Fogle	1.000	2002
Junior	Michelle Bucci	1.000	1999
	Jennifer Howland	1.000	2001
Soph.	Meagan Aull	1.000	2009
Fresh.	Jenny Schaper	.993	2016

PITCHING

ERA (min. 10 appearances)

Senior	Kelsey Nunley	1.27	2016
Junior	Meagan Prince	1.85	2016
Soph.	Kelsey Nunley	1.88	2014
Fresh.	Lauren Cumbess	1.99	2011

Win-loss pct. (min. 10 appearances)

Senior	Lauren Cumbess	.909 (10-1)	2014
Junior	Meagan Prince	.778 (21-6)	2016
Soph.	Kelsey Nunley	.731 (30-11)	2014
Fresh.	Ellen Weaver	.857 (6-1)	2011

Wins

Senior	Kelsey Nunley	21	2016
Junior	Meagan Prince	21	2016
Soph.	Kelsey Nunley	30	2014

Fresh.	Kelsey Nunley	27	2013
--------	---------------	----	------

Appearances

Senior	Keary Camunas	41	2000
Junior	Keary Camunas	43	1999
Soph.	Kelsey Nunley	45	2014
Fresh.	Samantha Allen	49	2005

Games Started

Senior	Keary Camunas	36	2000
Junior	Keary Camunas	34	1999
Soph.	Kelsey Nunley	36	2014
Fresh.	Amy Kendall	32	2003

Complete Games

Senior	Keary Camunas	28	2000
Junior	Keary Camunas	26	1999
Soph.	Keary Camunas	33	1998
Fresh.	Amy Kendall	29	2003

Shutouts

Senior	Keary Camunas	9	2000
Junior	Chanda Bell	7	2011
Soph.	Kelsey Nunley	7	2014
Fresh.	Chanda Bell	3	2009
	Lauren Cumbess	3	2011
	Kelsey Nunley	3	2013

Strikeouts

Senior	Kelsey Nunley	203	2016
Junior	Chanda Bell	205	2011
Soph.	Chanda Bell	288	2010
Fresh.	Chanda Bell	216	2009

Opponent Batting Avg. (min. 200 AB)

Senior	Kelsey Nunley	.178	2016
Junior	Chanda Bell	.175	2011
Soph.	Lauren Cumbess	.193	2012
Fresh.	Lauren Cumbess	.201	2011

(2020 not included, COVID-19)



Leslie Kwiatkowski



LETTERWINNERS

A

Becky Abner	2003
Renee Abernathy	2019-2022
Jessica Adkins	2009-10
Amanda Allen	2012
Samantha Allen	2005-07
Macy Allen	2009-12
Amy Anderson	1998
Elie Anderson	2004
Haley Andrus	2015-16
Lyndsey Angus	2000-03
Meagan Aull	2008-11

B

Grace Baalman	2018-2021
Jaci Babbs	2019-2022
Chanda Bell	2009-12
Becky Bishop	2007
Brynlee Bigelow	2017
Emmy Blane	2020-2022
Jenna Blanton	2021-2024
Allie Blum	2025-Pres.
Colleen Boddy	1999-2000
Emma Boitnott	2020-2022
Lauryn Borzilleri	2023-Pres.
Brook Bowman	2002-04
Maclai Branson	2019
Lindsay Brogdon	2006-08
Megan Brooks	2002-04
Amanda Brown	2002
Michelle Bucci	1997-2000
McKenzie Bump	2025-Pres.

C

Keary Camunas	1997-2000
Katie Campbell	2004-07
Ginny Carroll	2011-14
Brittany Cervantes	2009-12
Abbey Cheek	2016-19
Maddy Clark	2025-Pres.
Kristen Cochran	2005
Erin Coffel	2021-2024
Megan Cooper	2002-06
Kennedy Cowden	2019
Lauren Cumbess	2011-14
Aimee Currier	2009

D

Angie Dal Pozzo	1999-2002
Jamie Dardis	2000-02
Gabi Deters	2020
Samantha DeMartine	2008-11
Sandi Dengler	1999-2002
Kara Dill	2010-13
Ashley Dimkich	2005-08
Emory Donaldson	2024-Pres.

E

Taylor Ebbs	2021-2024
Alli Eckman	2005-07
Andrea Eilertson	1999-2002
Jackie Elston	1998
Ella Emmert	2021-Pres.
Ava Emmert	2025-Pres.

F

Elizabeth Fadde	2006-07
Carson Fall	2025-Pres.
Ashley Fertic	2004-07
Gina Florence	2004-07
Beth Fogle	1999-2002
Bethany Foster	1999
Sarah Frazer	2011-14
Rachel Friberg	2001-04
Victoria Fragoso	2021-2023

G

Emily Gaines	2011-14
Tekiya Garr-Carter	2019-2020

Sloan Gayan	2020-2023
Whitney Glass	1999
Megan Glenn	2003-06
Crystal Grace	1997-98
Lindsay Griggs	2012
Ashleigh Gustafson	2009-12

H

Karissa Hamilton	2022-Pres.
Sarah Haendiges	2025-Pres.
Izzy Harrison	2021-2023
Meeko Harrison	2021-2024
Jacki Haynes	1997-98
Taylor Hess	2023-2024
Katie Henderson	2013
Kelsee Henson	2016-19
Brooklin Hinz	2015-18
Lorie Horner	1997-98
Lindsay Houser	1997-98
Kara Howard	2012-15
Jennifer Howland	1999-2002
Hannah Huffman	2016-18
Autumn Humes	2018-2021
Ally Hutchins	2024-Pres.

J

Amber Janneck	2004-05
Allie Jest	2009
Lauren Johnson	2018-2022
Kalia Johnson	2017-2018
Molly Johnson	2007-10
Griffin Joiner	2012-15
Emily Jolly	2011-14
Megan Jolly	2007-08
Nikki Jones	2000-03

K

Madison Kearschner	2016-2017
Julie Kelley	2025-Pres.
Amy Kendall	2003-06
Callie Kovacs	2004-05
Kayla Kowalik	2019-2023
Tiffany Kruse	1998-2001
Leslie Kwiatkowski	1998-2001

L

Alexia Lacatena	2021-Pres.
Aubrey Lamar	2011-12
Sydney Langdon	2024-Pres.
Melissa Leto	1997-98
Cassie Lindmark	2020-2021
Ingrid Lochelt	2003
Camryn Lookadoo	2024
Grace Lorsung	2023-2024
Liz Love	1999
Monique Lovell	2001

M

Chelsea Mack	2023
Emily Marks	2004-05
Morgan Marr	2000-02
Shanna Martini	1999
Stephanie Martino	2014-16
Alex Martens	2017-2020
Brooke Marnitz	2004-07
Amber Matousek	2007-10
Anna Mauck	2025-Pres.
Morgan McCallum	2017
Katie McCarty	2006-09
Lori Melchi	2003-06
Rachael Metzger	2015-18
Audrey Meyer	2007-08
Lindsey Miller	2025-Pres.
Megan Miller	2006
Hallie Mitchell	2021-Pres.
Kierston Moore	2017
Susan Moore	1997-98
Destinee Mordecai	2007-10

N

Jessica Nance	2002-05
Vanessa Nesby	2021-2024
Amber Nix	2005
Kelsey Nunley	2013-16

O

Alice O'Brien	2010-13
Kristen O'Haver	2009

P

Mallory Peyton	2018-2021
Lydia Pierce	2006
Peyton Plotts	2024-Pres.
Meagan Prince	2014-17
Tracie Potts	1999-2000
Gretchen Prugh	2004

R

Sarah Rainwater	2016-19
Briona Rance	2019
Ali Ray	2006
Breanne Ray	2014-17
Cassie Reasner	2024-Pres.
Katie Reed	2016-19
Erin Rethlake	2015-18
Jessica Rice	2007
Darington Richardson	2013-15
Rachel Riley	2009-12
Jessica Rose	2010
Annie Rowlands	2008-11
Ashley Ruiz	2017-18

S

Nikki Sagermann	2013-16
Sylver Samuel	2013-16
Jenny Schaper	2016-19
Stephaine Schoonover	2021-2024
Meghan Schorman	2019-2021
Jenny Sibert	2004-07
Erika Silence	2009-12
Ansley Smith	2013-16
Krystal Smith	2011-14
Natalie Smith	2007-10
Rylea Smith	2020-2024
Shannon Smith	2014-17
Sarah Snider	1997-2000
Tatum Spangler	2019-2022
Larissa Spellman	2017-2020
Maisie Steed	2013-16
Miranda Stoddard	2020-2022
Christian Stokes	2013-16
Delani Sullivan	2024-Pres.
Kennedy Sullivan	2021-2023
Joy Sutton	2001

T

Stephanie Thompson	1998
Erica Thulen	2021-2024
Margaret Tobias	2021-2024
Bethany Todd	2018
Jessica Trueblood	2006

V

Princess Valencia	2023
Bailey Vick	2017-2020
Jaden Vickers	2024
Marie Vida	2001

W

Kristi Warneke	2005
Ellen Weaver	2011-13
Bethany Wiegand	1999
Crystalie Wolfe	2003-04

Y

Megan Yocke	2008-11
Jennifer Young	2007-10





ALL-TIME JERSEY NUMBERS

#00
Hallie Mitchell 2021-Pres-
 Tekiya Garr-Carter 2019-2020
 Natalie Smith 2007-10
 Jacqueline Haynes 1997-98

#1
 Chelsea Mack 2023
 Miranda Stoddard 2020-2022
 Sarah Rainwater 2016-19
 Rachel Riley 2011-12
 Amber Matousek 2007-10
 Megan Miller 2006
 Megan Brooks 2002-04
 Marie Vida 2001

#2
Karissa Hamilton 2023-Pres-
 Bailey Vick 2017-2020
 Sylvester Samuel 2013-16
 Chanda Bell 2009-12
 Jenny Sibert 2005-07

#3
 Taylor Ebbs 2021-2024
 Grace Baalman 2018-2021
 Shannon Smith 2014-2017
 Ginny Carroll 2011-12
 Aimee Currier 2009
 Jessica Rice 2007
 Jessica Trueblood 2006
 Brooke Marnitz 2004-05
 Andrea Eilertson 1999-2002

#4
 Renee Abernathy 2019-2022
 Haley Andrus 2015-16
 Macy Allen 2009-12
 Audrey Meyer 2007-08
 Nikki Jones 2000-03

#5
 Taylor Hess 2023-2024
 Tatum Spangler 2019-2022
 Meagan Prince 2014-2017
 Lindsay Griggs 2012
 Gina Florence 2004-07
 Bobbi Darretta 2003
 Angie Dal Pozzo 1999-2002
 Stephanie Thompson 1998
 Michelle Brown 1997

#6
 Victoria Fragoso 2021-2023
 Jenny Schaper 2016-19
 Katie McCarty 2006-09
 Amber Nix 2005

#7
Atly Hutchins 2024-Pres-
 Autumn Humes 2018-2021
 Morgan McCallum 2017
 Maisie Steed 2013-16
 Kristen O'Haver 2009
 Alli Eckman 2005-07
 Elie Anderson 2004
 Brook Bowman 2002-04
 Tiffany Kruse 1997-2001

#8
Delani Sullivan 2024-Pres-
 Kennedy Sullivan 2021-2023
 Briona Rance 2019
 Erin Rethlake 2015-2018
 Katie Henderson 2013
 Ashleigh Gustafson 2009-12
 Samantha Allen 2006-08
 Amber Janneck 2004-05
 Michelle Hall 2003
 Meghan Cooper 2002
 Tracie Potts 1999-2000
 Monique Lovell 2001
 Leslie Kwiatkowski 1998
 Suzanne Kopulos 1997

#9
Ava Emmert 2025-Pres-
 Jaden Vickers 2024
 Lauren Johnson 2018-2022
 Breanne Ray 2014-2017
 Alice O'Brien 2010-13
 Savannah Mitcham 2004
 Jamie Dardis 2000-02
 Liz Love 1999
 Kolleen Fitzgerald 1997

#10
 Jenna Blanton 2021-2024
 Olivia Ward 2019
 Christian Stokes 2013-16
 Meagan Aull 2008-2011
 Ashley Fertic 2004-07
 Leslie Floyd 2002
 Sarah Snider 1997-2000

#11
 Vanessa Nesby 2021-2024
 Abbey Cheek 2016-19
 Krystal Smith 2011-14
 Rachel Riley 2009-10
 Becky Bishop 2007-08

Ali Ray 2006
 Callie Kovacs 2004-05
 Becky Abner 2003
 Jennifer Howland 1999-2002
 Andrea Goepfrich 1997

#12
 Margaret Tobias 2021-2024
 Megan Yocke 2008-2011
 Lydia Pierce 2006
 Rachel Friberg 2001-04
 Sandi Dengler 1999-2000
 Amy Anderson 1998
 Brooke Tilley 1997

#13
 Mallory Peyton 2018-2021
 Griffin Joiner 2012-15
 Destinee Mordecai 2007-10
 Susan Moore 1997-98

#14
 Jaci Babbs 2019-2022
 Brittany Cervantes 2009-12
 Emily Marks 2004-05
 Lyndsey Angus 2000-03
 Susan Messmer 1999
 Crystal Grace 1997-98

#15
 Kara Dill 2010-13
 Brooke Marnitz 2006-07
 Jessica Nance 2002-05
 Joy Sutton 2001
 Bethany Foster 1999
 Lindsay Houser 1997-98

#16
 Camryn Lookadoo 2024
 Aubrey Lamar 2011-12
 Elizabeth Faddé 2006-07

#17
McKenzie Bump 2025-Pres-
 Sloan Gayan 2020-2023
 Bethany Todd 2018
 Annie Rowlands 2008-2011
 Kristen Cochran 2005

#18
 Amanda Allen 2012
 Molly Johnson 2007-10
 Gretchen Prugh 2004
 Kathleen Biondi 2003
 Julie Castelli 2002
 Leslie Kwiatkowski 1998-2001
 Melissa Leto 1997-98

#19
Allie Blum 2025-Pres-
 Rylea Smith 2020-2024
 Kelsey Henson 2016-19
 Lauren Cumbess 2011-14
 Allie Jest 2009
 Meghan Cooper 2003-06
 Morgan Marr 2000-02
 Bethany Wiegand 1999
 Courtney Woodrow 1997

#20
 Erica Thulen 2021-2024
 Maclai Branson 2019

#21
 Erin Coffel 2021-2024
 Hannah Huffman 2016-2018
 Emily Jolly 2011-14
 Jessica Adkins 2009-10
 Megan Jolly 2007-08
 Megan Glenn 2003-06
 Sandi Dengler 2001-02
 Michelle Bucci 1997-2000

#22
 Kierston Moore 2017
 Samantha DeMartine 2008-2011
 Katie Campbell 2004-07
 Ingrid Lochelt 2003
 Whitney Glass 1999

#23
Carson Fall 2025-Pres-
 Stephanie Schoonover 2021-2024
 Katie Reed 2016-19
 Jessica Rose 2010
 Jenny Sibert 2004
 Amanda Brown 2002
 Shanna Martini 1999
 Meredith Sales 1997

#24
 Emma Boitnott 2020-2022
 Kennedy Cowden 2019
 Madison Kearschner 2016-2017
 Kara Howard 2012-15

#25
 Emmy Blane 2020-2022
 Brooklin Hinz 2015-18
 Erika Silence 2009-12

Samantha Allen 2005

#26
 Meghan Schorman 2019-2021
 Stephanie Martino 2014-16
 Ellen Weaver 2011-13
 Ashley Dimkich 2005-08

#27
 Emily Gaines 2011-14

#28
 Ashtley Ruiz 2017-2018
 Jennifer Young 2007-10
 Lori Melchi 2003-06
 Beth Fogle 1999-2002
 Jackie Elston 1998

#29
 Amy Kendall 2003-06
 Keary Camunas 1997-2000

#30
Sarah Haendiges 2025-Pres-
 Princess Valencia 2023
 Larissa Spellman 2017-2020
 Ginny Carroll 2013-14

#31
Sydney Langdon 2024-Pres-
 Lindsay Brogdon 2006-08
 Kristi Warneke 2005

#32
Anna Mauck 2025-Pres-
 Grace Lorusung 2023-2024
 Alex Martens 2017-2020
 Kelsey Nunley 2013-16
 Crystalie Wolfe 2003-04
 Colleen Boddy 1999-2000
 Lori Horner 1997-98

#33
 Cassie Lindmark 2020-2021

#34
Alexia Lacatena 2021-Pres-

#35
Peyton Plotts 2024-Pres-

#36
 Izzy Harrison 2021-2023
 Brynlee Bigelow 2017
 Ansley Smith 2013-16

#37
 Darington Richardson 2013-15

#38
 Gabi Deters 2020
 Rachael Metzger 2015-2018
 Sarah Frazer 2011-14

#39
Julie Kelley 2025-Pres-

#40
Ella Emmert 2021-Pres-

#41
Lindsey Miller 2025-Pres-

#42
Maddy Clark 2025-Pres-
 Meeko Harrison 2021-Pres-
 Nikki Sagermann 2013-16

#43
Lauryn Borzilleri 2023-Pres-
 Kaila Johnson 2017-2018

#44
Emory Donaldson 2024-Pres-
 Kayla Kowalik 2019-2023

#45
 Kierston Moore 2017
 Samantha DeMartine 2008-2011
 Katie Campbell 2004-07
 Ingrid Lochelt 2003
 Whitney Glass 1999

#46
Carson Fall 2025-Pres-
 Stephanie Schoonover 2021-2024
 Katie Reed 2016-19
 Jessica Rose 2010
 Jenny Sibert 2004
 Amanda Brown 2002
 Shanna Martini 1999
 Meredith Sales 1997

#47
 Emma Boitnott 2020-2022
 Kennedy Cowden 2019
 Madison Kearschner 2016-2017
 Kara Howard 2012-15

#48
 Emmy Blane 2020-2022
 Brooklin Hinz 2015-18
 Erika Silence 2009-12





#00 Hallie Mitchell



Forsyth, Ill. / Moroa-Forsythe HS



Senior / Sustainable Agriculture & Community Food Systems



C



Bats: L / Throws: R



2025:

- * Opening Day starter at the catcher position
- * Hit her first-career run vs. Georgia Tech on Feb. 22
- * First-career 2-HR game vs. Ole Miss on March 21 where she hit a two-run HR and a walk-off 3-run HR in the bottom of the ninth inning
- * Incredible athlete who can also be used in pinch running situations
- * Improved her receiving of the ball dramatically this offseason

Category	Season High (Last)	Career High (Last)
At-Bats	4, twice, last vs. Ole Miss (3/21/25)	4, three times, last vs. Ole Miss (3/21/25)
Runs	3 vs. Ole Miss (3/21/25)	3 vs. Ole Miss (3/21/25)
Hits	3 vs. Ole Miss (3/21/25)	3 vs. Ole Miss (3/21/25)
RBI	5 vs. Ole Miss (3/21/25)	5 vs. Ole Miss (3/21/25)
Walks	1, four times, last vs. Ole Miss (3/23/25)	2 at Bellarmine (4/12/23)
Stolen Bases	-	1, nine times, last vs. Alabama (3/30/24)
Hitting Streak (current)	3 games (0)	3 games (2025)

CAREER STATS

Year	AVG	GP	GS	AB	R	H	2B	3B	HR	RBI	TB	SLG%	BB	HBP	SO	GDP	OB%	SF	SH	SB	ATT	PO	A	E	FLD%
2022	.286	26	5	7	13	2	0	0	0	1	2	.286	1	0	2	0	.333	1	0	1	2	19	3	0	1.000
2023	.175	42	8	57	7	10	3	0	0	6	13	.228	5	0	13	0	.238	1	0	4	6	28	1	0	1.000
2024	.207	39	7	29	15	6	2	0	0	3	8	.276	7	2	7	0	.395	0	2	4	5	43	5	2	.960
2025	.245	27	14	49	14	12	4	2	3	11	29	.592	4	2	5	0	.321	1	3	0	1	54	4	1	.983
TOTAL	.211	134	34	142	49	30	9	2	3	21	52	.366	17	4	27	0	.307	3	5	9	14	144	13	3	.981



#2 Karissa Hamilton



Flat Rock, Ind. / Shelbyville HS




Junior / Agricultural Economics



C



Bats: R / Throws: R



2025:

* Will continue to primarily catch Sydney Langdon, Julie Kelley and Sarah Haendiges

* Was a State-Championship level swimmer in high school for the state of Indiana

Category	Season High (Last)	Career High (Last)
At-Bats	5 at Georgia Tech (2/22/25)	5, twice, last at Georgia Tech (2/22/25)
Runs	2, twice, last vs. Mizzou (3/9/25)	2, three times, last vs. Mizzou (3/9/25)
Hits	2, five times, last vs. Ole Miss (3/22/25)	3, twice, last vs. Marshall (3/20/24)
RBI	3 vs. Mizzou (3/9/25)	4 vs. Louisville (2/10/23)
Walks	2 at Western Kentucky (2/28/25)	2, twice, last at Western Kentucky (2/28/25)
Stolen Bases	-	-
Hitting Streak (current)	6 games (0)	7 games (2024)

CAREER STATS

Year	AVG	GP	GS	AB	R	H	2B	3B	HR	RBI	TB	SLG%	BB	HBP	SO	GDP	OB%	SF	SH	SB	ATT	PO	A	E	FLD%
2023	.157	45	17	70	5	11	4	1	1	9	20	.286	3	1	12	0	.200	1	1	0	0	7	2	0	1.000
2024	.250	52	41	128	16	32	8	0	7	23	61	.477	12	2	22	2	.319	2	2	0	1	281	15	3	.990
2025	.284	32	25	74	15	21	5	0	2	11	32	.432	10	4	6	0	.398	0	0	0	0	111	7	6	.952
TOTAL	.235	129	83	272	36	64	17	1	10	43	113	.415	25	7	40	2	.313	3	3	0	1	399	24	9	.979



#7 Ally Hutchins



Paducah, Ky. / McCracken County HS




Sophomore



INF



Bats: L / Throws: R



2025:

- * Started the season as the lead-off batter for Kentucky
- * Coach Lawson has described her as the most athletic player on the team
- * 2-hit games in four of Kentucky's first five games of the season
- * 3 hit against Mizzou in game 3 of the series, setting a new career high

Category	Season High (Last)	Career High (Last)
At-Bats	4, nine times, last vs. Dayton (3/18/25)	5 vs. North Carolina (2/15/24)
Runs	3 at Western Kentucky (2/28/25)	3 at Western Kentucky (2/28/25)
Hits	3 vs. Mizzou (3/8/25)	3 vs. Mizzou (3/8/25)
RBI	3, twice, last vs. Morgan State (2/8/25)	3, 3 times, last vs. Morgan State (2/8/25)
Walks	3 vs. Georgia Tech (2/22/25)	3 vs. Georgia Tech (2/22/25)
Stolen Bases	1, three times, last vs. Evansville (3/2/25)	1, three times, last vs. Evansville (3/2/25)
Hitting Streak (current)	6 games (0)	6 games (2025)

CAREER STATS

Year	AVG	GP	GS	AB	R	H	2B	3B	HR	RBI	TB	SLG%	BB	HBP	SO	GDP	OB%	SF	SH	SB	ATT	PO	A	E	FLD%
2024	.246	54	44	134	18	33	3	1	6	26	56	.418	18	1	35	0	.338	1	4	1	1	3	1	0	1.000
2025	.304	32	32	92	26	28	3	1	4	16	45	.489	26	1	18	0	.462	0	3	3	3	15	37	7	.881
TOTAL	.270	86	76	226	44	61	6	2	10	42	101	.447	44	2	53	0	.392	1	7	4	4	18	38	7	.889



#8 Delani Sullivan



Georgetown, Ky. / Grand Crossing HS




Sophomore



OF



Bats: L/ Throws: R



2025:

- * Sister, Kennedy, played for Kentucky and was also #8 in 2023 and 2024. She was a DP/Pitcher.
- * Kentucky's opening day starter in CF
- * Can hit for power and slap depending on the situation.
- * Terrific base runner

Category	Season High (Last)	Career High (Last)
At-Bats	4, twice, last vs. Georgia Tech (2/22/25)	4, twice, last vs. Georgia Tech (2/22/25)
Runs	2 vs. Memphis (2/22/25)	2 vs. Memphis (2/22/25)
Hits	2, three times, last at Western Kentucky (3/1/25)	2, three times, last at Western Kentucky (3/1/25)
RBI	3 at Western Kentucky (3/1/25)	3 at Western Kentucky (3/1/25)
Walks	1, seven times, last vs. Evansville (3/2/25)	1, seven times, last vs. Evansville (3/2/25)
Stolen Bases	1, three times, last at Georgia Tech (2/22/25)	1, seven times, last at Georgia Tech (2/22/25)
Hitting Streak (current)	6 games (0)	6 games (2025)

CAREER STATS

Year	AVG	GP	GS	AB	R	H	2B	3B	HR	RBI	TB	SLG%	BB	HBP	SO	GDP	OB%	SF	SH	SB	ATT	PO	A	E	FLD%
2024	.083	44	2	12	13	1	1	0	0	0	2	.167	0	0	4	0	.083	0	1	4	4	21	0	1	.955
2025	.254	32	28	63	11	16	2	1	2	8	26	.413	7	1	10	0	.333	1	3	3	3	50	4	2	.964
TOTAL	.227	76	30	75	24	17	3	1	2	8	28	.373	7	1	14	0	.298	1	4	7	7	71	4	3	.962



#17 McKenzie Bump



Edison, Ohio / Mt. Gilead HS




Senior



INF



Bats: R / Throws: R



2025:

- * Suffered a knee injury running the bases vs. Bellarmine on March 19 // Status is OUT
- * All-Big Ten in 2024 with Ohio State
- * Lefty batter
- * Plays third base
- * Moved into the lead-off role for UK offensively midway through the year, where she had three multi-hit games in a row

Category	UK Season High (Last)	UK Career High (Last)
At-Bats	5 at Western Kentucky (3/1/25)	5 at Western Kentucky (3/1/25)
Runs	3 vs. Southern Miss (2/8/25)	3 vs. Southern Miss (2/8/25)
Hits	4 vs. Southern Miss (2/8/25)	4 vs. Southern Miss (4/8/25)
RBI	2 vs. Evansville (3/2/25)	2 vs. Evansville (3/2/25)
Walks	1, six times, last vs. Mizzou (3/9/25)	1, six times, last vs. Mizzou (3/9/25)
Stolen Bases	1, five times, last vs. Mizzou (3/7/25)	1, five times, last vs. Mizzou (3/7/25)
Hitting Streak (current)	4 games (3)	4 games (2025)

KENTUCKY CAREER STATS																									
Year	AVG	GP	GS	AB	R	H	2B	3B	HR	RBI	TB	SLG%	BB	HBP	SO	GDP	OB%	SF	SH	SB	ATT	PO	A	E	FLD%
2025	.333	22	22	66	17	22	2	0	0	5	24	.364	6	4	10	0	.416	1	3	5	6	9	11	6	.769
TOTAL	.333	22	22	66	17	22	2	0	0	5	24	.364	6	4	10	0	.416	1	3	5	6	9	11	6	.769

#23 Carson Fall



Bridge City, Texas / Bringe City HS




Freshman



RHP



Throws: R



2025:

- * Powerful and explosive on the mound
- * Strong competitor in the circle
- * Earned her first-career win in the circle vs. Wichita St. going 4.0 innings without allowing a run, and only two Shocker hits
- * Got the final out vs. Clemson in the Clearwater Invitational on a K looking in relief of Alexia Lacatena with the winning run at the plate and the tying run on the bases
- * Career-high six strikeouts in win over Tennessee Tech, where she pitched 3.2 innings in relief

Category	Season High (Last)	Career High (Last)
Innings	4.2 vs. Kennesaw State (2/23/25)	4.2 vs. Kennesaw State (2/23/25)
Strikeouts	6 vs. Tennessee Tech (3/1/25)	6 vs. Tennessee Tech (3/1/25)
Appearances	15	15
Wins	3	3

CAREER STATS

Year	AVG	GP	GS	AB	R	H	2B	3B	HR	RBI	TB	SLG%	BB	HBP	SO	GDP	OB%	SF	SH	SB	ATT	PO	A	E	FLD%
2025	4.28	3	2	15	7	0	0	1	1	36.0	29	26	22	29	26	6	0	7	169	.216	2	3	0	3	0
TOTAL	4.28	3	2	15	7	0	0	1	1	36.0	29	26	22	29	26	6	0	7	169	.216	2	3	0	3	0



#19 Allie Blum



New Palestine, Ind. / New Palestine HS




Freshman



INF



Bats: R / Throws: R



2025:

- * Hit .600 on opening weekend with at least 1 hit in every game, two multi-RBI games, a home run and scored a run in all 5 games
- * Two multi-run scored games on the opening weekend
- * Six multi-hit games
- * Three-run HR vs. Ole Miss for her second-career SEC home run
- * Had a hit in all five games the Week of March 19-23

Category	Season High (Last)	Career High (Last)
At-Bats	4, eight times, last vs. Ole Miss (3/21/25)	4, eight times, last vs. Ole Miss (3/21/25)
Runs	4 at Georgia Tech (2/22/25)	4 at Georgia Tech (2/22/25)
Hits	3, twice, last at Georgia Tech (2/22/25)	3, twice, last at Georgia Tech (2/22/25)
RBI	3, twice, last vs. Ole Miss (3/21/25)	3, twice, last vs. Ole Miss (3/21/25)
Walks	2, twice, last at Kennesaw State (2/23/25)	2, twice, last at Kennesaw State (2/23/25)
Stolen Bases	1, three times, last vs. Bellarmine (3/19/25)	1, three times, last vs. Bellarmine (3/19/25)
Hitting Streak (current)	6 (2)	6 (2025)

CAREER STATS

Year	AVG	GP	GS	AB	R	H	2B	3B	HR	RBI	TB	SLG%	BB	HBP	SO	GDP	OB%	SF	SH	SB	ATT	PO	A	E	FLD%
2025	.329	33	32	85	24	28	6	2	4	20	50	.588	13	1	17	0	.416	2	7	3	5	44	1	0	1.000
TOTAL	.329	33	32	85	24	28	6	2	4	20	50	.588	13	1	17	0	.416	2	7	3	5	44	1	0	1.000



#22 Cassie Reasner



Harvest, Ala. / Sparkman HS



Sophomore



INF



Bats: R / Throws: R



- SEC Player of the Week (3/11/25)
- D1 Softball National Player of the Week (3/10/25)
- Softball America National Star of the Week (3/11/25)

2025:

- * Takes over at SS from Erin Coffel, who was a four-year starter
- * Hit .667 with 3 HR, all go-ahead HR's, six hits and 10 RBI in series against Mizzou
- * Hit her first-career HR on opening weekend vs. Southern Miss, a 3-run shot
- * HR's against both of UK's first two SEC opponents

Category	Season High (Last)	Career High (Last)
At-Bats	4, five times, last vs. Ole Miss (3/21/25)	4, five times, last vs. Ole Miss (3/21/25)
Runs	2, three times, last vs. Ole Miss (3/21/25)	2, three times, last vs. Ole Miss (3/21/25)
Hits	3, twice, last vs. Mizzou (3/9/25)	3, twice, last vs. Mizzou (3/9/25)
RBI	5 vs. Mizzou (3/9/25)	5 vs. Mizzou (3/9/25)
Walks	1, six times, last vs. Ole Miss (3/21/25)	1, six times, last vs. Ole Miss (3/21/25)
Stolen Bases	1, four times, last vs. Ole Miss (3/21/25)	1, four times, last vs. Ole Miss (3/21/25)
Hitting Streak (current)	5 games (2)	5 (2025)

CAREER STATS

Year	AVG	GP	GS	AB	R	H	2B	3B	HR	RBI	TB	SLG%	BB	HBP	SO	GDP	OB%	SF	SH	SB	ATT	PO	A	E	FLD%
2024	.143	26	8	28	3	4	3	0	0	3	7	.250	0	0	5	0	.138	1	0	0	0	22	11	2	.943
2025	.290	33	31	93	19	27	3	0	7	23	51	.548	6	1	12	0	.337	1	0	4	5	50	55	15	.875
TOTAL	.256	59	39	121	22	31	6	0	7	26	58	.479	6	1	17	0	.292	2	0	4	5	72	66	17	.890



#30 Sarah Haendiges



Upland, Calif. / Oregon State




RS - Junior



RHP



Throws: R



2025:

- * Engaged this offseason to her fiance, Tanner
- * Transferred in from Oregon State after the 2024 season
- * Pitched in the World Series with OSU
- * Earned her first-career win as a Wildcat vs. Southern Miss on Feb. 8
- * Started her first game at Kentucky vs. Evansville on March 2 and struck out 11 batters in a one-hit win.
- * Got the final out of all 3 games in the series sweep of Mizzou on SEC Opening Weekend
- * Has earned seven wins on the season with three coming in the relief role
- * Pitched 9.1 innings vs. Ole Miss and did not allow a single extra-base hit in her 2 wins

Category	UK Season High (Last)	UK Career High (Last)
Innings	7.0 vs. Virginia Tech (3/12/25)	7.0 vs. Virginia Tech (3/12/25)
Strikeouts	11 vs. Evansville (3/2/25)	11 vs. Evansville (3/2/25)
Appearances	21	21 (2025)
Wins	7	7 (2025)

CAREER STATS

Year	ERA	W	L	APP	GS	CG	SHO	CBO	SV	IP	H	R	ER	BB	SO	2B	3B	HR	BF	B/AVG	WP	HBP	BK	SFA	SHA
2025	2.12	7	2	21	4	2	1	0	3	59.1	50	26	18	24	66	6	0	4	269	.215	2	8	0	1	3
TOTAL	2.12	7	2	21	4	2	1	0	3	59.1	50	26	18	24	66	6	0	4	269	.215	2	8	0	1	3



#32 Sydney Langdon



Perry, Ga. / The Westfield School



Sophomore



P



Bats: R / Throws: R



SEC Freshman of the Week (4/23/24)

2025:

* UK's leading returning pitcher in terms of innings pitched from 2024

Category	Season High (Last)	Career High (Last)
Innings	7.0 at Bellarmine (3/19/25)	7.0 , four times, last vs. Bellarmine (3/19/25)
Strikeouts	3 vs. Bellarmine (3/19/25)	15 vs. Bellarmine (3/6/24)
Wins	2	5

CAREER STATS

Year	ERA	W	L	App	GS	CG	SHO	CBO	SV	IP	H	R	ER	BB	SO	2B	3B	HR	BF	B/Avg	WP	HBP	BK	SFA	SHA
2024	5.43	5	5	24	12	4	1	0	1	61.1	54	46	37	48	81	3	3	11	295	.232	12	8	0	4	2
2025	3.61	2	4	13	9	1	1	0	0	40.2	47	31	21	21	14	10	2	4	199	.275	5	5	0	2	0
TOTAL	3.98	7	9	37	21	5	2	0	1	102.0	101	77	58	69	95	13	5	15	494	.250	17	13	0	6	2



#33 Anna Mauck



Indianapolis, Ind. / North Lawrence HS




Freshman



INF



Bats: R / Throws: R



2025:

- * Hit vs. Morgan State in her second-career AB
- * Hit a HR, her first-career HR, vs. Clemson, as a three-run, game-winning shot in the ESPN Shriners Children’s Clearwater Invitational on Feb. 14
- * Game-winning RBI single to walk off Tennessee Tech 4-3 in the bottom of the seventh inning
- * Game-winning walk-off single through the left side to beat Evansville in a run-rule win, 8-0
- * Started her first-career game at SS on March 1 vs. Western Kentucky

Category	Season High (Last)	Career High (Last)
At-Bats	4 vs. Evansville (3/2/25)	4 vs. Evansville (3/2/25)
Runs	1, eight times, last vs. Stanford (3/25/25)	1, eight times, last vs. Stanford (3/25/25)
Hits	1, seven times, last vs. Bellarmine (3/18/25)	1, seven times, last vs. Bellarmine (3/18/25)
RBI	3 vs. Clemson (2/14/25)	3 vs. Clemson (2/14/25)
Walks	1 at Georgia Tech (2/21/25)	1 at Georgia Tech (2/21/25)
Stolen Bases	1 vs. Notre Dame (2/7/25)	1 vs. Notre Dame (2/7/25)
Hitting Streak (current)	4 games (1)	4 games (2025)

CAREER STATS

Year	AVG	GP	GS	AB	R	H	2B	3B	HR	RBI	TB	SLG%	BB	HBP	SO	GDP	OB%	SF	SH	SB	ATT	PO	A	E	FLD%
2025	.333	24	2	21	8	7	0	0	1	5	10	.476	1	0	6	0	.364	0	0	1	1	3	2	0	1.000
TOTAL	.333	24	2	21	8	7	0	0	1	5	10	.476	1	0	6	0	.364	0	0	1	1	3	2	0	1.000



#35 Alexia Lacatena



Stanhope, N.J. / Lenape Valley Regional HS



Senior / Kinesiology



P/3B



Bats: R / Throws: R



- 2020 Tokyo Olympian for Team Italy

Stats from the 2022 Olympics

- * 4 GP (vs. USA, Japan, Mexico and Canada)
- * 3.62 ERA
- * 1 game started
- * 8R, 5ER, 5BB, 7K, 1 save
- * 9.2 total innings pitched

2025:

- * Complete-game shutout on opening day vs. Pitt in season-opening contest
- * It was her first complete-game shutout in over 2 years
- * Went 6.2 innings at WKU to get the win over the Hilltoppers, only allowing five runs, four earned
- * After winning one game last year, has already earned six wins this season in the circle

Category	Season High (Last)	Career High (Last)
At-Bats	1 vs. Duke (2/9/25)	3, twice, last vs. Drake (3/4/22)
Runs	-	2 vs. Drake (3/4/22)
Hits	-	2 vs. Drake (3/4/22)
RBI	-	2, twice, last vs. Columbia (2/25/22)
Walks	-	-
Stolen Bases	-	1 vs. LIU (2/25/22)
Hitting Streak (current)	-	3 games (2022)
Innings	7.0 vs. Pitt (2/7/25)	8.0 vs. Tennessee (4/14/23)
Strikeouts	5 vs. Evansville (2/28/25)	6, five times, last vs. NKU (4/18/23)
Wins	6	11 (2023)

CAREER STATS

Year	AVG	GP	GS	AB	R	H	2B	3B	HR	RBI	TB	SLG%	BB	HBP	SO	GDP	OB%	SF	SH	SB	ATT	PO	A	E	FLD%
2022	.385	21	12	13	3	5	1	1	0	5	8	.615	0	1	2	0	.429	0	0	1	1	4	8	3	.800
2023	.000	6	5	0	0	0	0	0	0	0	0	.000	0	0	0	0	.000	0	0	0	0	1	8	0	1.000
2024	.000	23	2	3	1	0	0	0	0	0	0	.000	0	0	3	0	.000	0	0	0	0	2	5	0	1.000
2025	.000	1	1	1	0	0	0	0	0	0	0	.000	0	0	1	0	.000	0	0	0	0	0	0	0	.000
TOTAL	.294	51	20	17	4	5	1	1	0	5	8	.471	0	1	6	0	.333	0	0	1	1	7	21	3	.903
Year	ERA	W	L	App	GS	CG	SHO	CBO	SV	IP	H	R	ER	BB	SO	2B	3B	HR	BF	B/Avg	WP	HBP	BK	SFA	SHA
2022	3.22	8	4	24	9	2	1	1	1	63.0	71	32	29	14	41	18	2	10	280	.277	2	5	0	3	2
2023	3.72	11	7	27	14	3	2	2	0	94.0	105	60	50	24	66	18	1	20	414	.281	3	6	0	6	4
2024	4.61	1	1	21	2	1	0	0	1	51.2	63	35	34	12	30	7	0	14	234	.294	2	3	0	4	1
2025	2.57	6	2	13	8	2	2	1	0	49.0	45	28	18	7	31	8	4	10	208	.234	1	6	0	2	1
TOTAL	3.56	26	14	85	33	8	5	4	2	257.2	284	155	131	57	168	51	7	54	1136	.274	8	20	0	15	8



#37 Peyton Plotts



Lexington, Ky. / **Tates Creek HS**



Sophomore



UTL



Bats: R / Throws: R



* Freshman All-SEC Team (2024)
 * 2025 NFCA Lead-Off Classic All-Tournament Team selection

2025:

- * Lifelong Lexingtonian; Dad played baseball at UK, Mom played volleyball at UK
- * Hit .562 in the NFCA Lead-Off Classic with two four-RBI games, 10 RBI on the weekend, four doubles and a HR
- * NFCA Lead-Off Classic All-Tournament Team selection
- * 13 multi-hit games on the season
- * Game-winning, series-clinching home run vs. Ole Miss on Sunday in the bottom of the fifth inning to give UK its first lead of the game at 3-2

Category	Season High (Last)	Career High (Last)
At-Bats	5, twice, last at Western Kentucky (3/1/25)	5, twice, last at Western Kentucky (3/1/25)
Runs	2, five times, last vs. Ole Miss (3/21/25)	2, five times, last vs. Ole Miss (3/21/25)
Hits	4 vs. Morgan State (2/8/25)	4 vs. Morgan State (2/8/25)
RBI	4, three times, last at Georgia Tech (2/22/25)	4, three times, last at Georgia Tech (2/22/25)
Walks	2, twice, last vs. Memphis (2/22/25)	2, three times, last vs. Memphis (2/22/25)
Stolen Bases	1, three times, last vs. Wichita St. (2/13/25)	1, three times, last vs. Wichita St. (2/13/25)
Hitting Streak (current)	5 games (0)	7 games (2024)

CAREER STATS

Year	AVG	GP	GS	AB	R	H	2B	3B	HR	RBI	TB	SLG%	BB	HBP	SO	GDP	OB%	SF	SH	SB	ATT	PO	A	E	FLD%
2024	.306	50	27	108	15	33	6	1	8	26	65	.602	13	1	32	0	.382	1	0	0	0	19	0	0	1.000
2025	.381	33	33	105	26	40	12	2	6	33	74	.705	12	1	20	0	.445	1	0	3	3	48	1	3	.942
TOTAL	.343	83	60	213	41	73	18	3	14	59	139	.653	25	2	52	0	.413	2	0	3	3	67	1	3	.958



#55 Julie Kelley



Ormond Beach, Fla. / Spruce Creek HS




Freshman



RHP



Bats: R / Throws: R



2025:

* Complete-game shutout vs. Morgan State in first-career start

* Has wins in the circle over Morgan State, Mizzou and Memphis

Category	Season High (Last)	Career High (Last)
Innings	5.0, twice, last vs. Memphis (2/22/25)	5.0, twice, last vs. Memphis (2/22/25)
Strikeouts	5 vs. Oklahoma State (2/14/25)	5 vs. Oklahoma State (2/14/25)
Wins	3	3 (2025)
Appearances	10	10 (2025)

CAREER STATS

Year	ERA	W	L	App	GS	CG	SHO	CBO	SV	IP	H	R	ER	BB	SO	2B	3B	HR	BF	B/Avg	WP	HBP	BK	SFA	SHA
2025	2.80	3	2	10	5	2	1	0	0	30.0	26	14	12	12	19	7	0	3	130	.230	0	2	0	0	3
TOTAL	2.80	3	2	10	5	2	1	0	0	30.0	26	14	12	12	19	7	0	3	130	.230	0	2	0	0	3



#64 Ella Emmert



Lexington, Ky. / Lexington Catholic HS



RS-Junior / Human Health Science



C



Bats: R / Throws: R



Team Captain

2025:

- * Team captain for second-consecutive season
- * Team SAAC representative
- * Hits vs. Memphis and Morgan State this season
- * Broke up the perfect game vs. Virginia Tech with a two-out walk in the bottom of the sixth inning
- * Earned SEC start vs. LSU in game 2 of the series

Category	Season High (Last)	Career High (Last)
At-Bats	1, five times, last vs. Stanford (3/25/25)	1, 14 times, last vs. Stanford (3/25/25)
Runs	1 vs. Morgan State (2/8/25)	1 vs. Morgan State (2/8/25)
Hits	1, twice, last vs. Memphis (2/22/25)	1, twice, last vs. Memphis (2/22/25)
RBI	-	2 vs. Columbia (3/17/24)
Walks	1, three times last vs. Virginia Tech (3/13/25)	1, three times last vs. Virginia Tech (3/13/25)
Stolen Bases	-	-
Hitting Streak (current)	1 game (0)	1 game (2024 & 2025)

CAREER STATS

Year	AVG	GP	GS	AB	R	H	2B	3B	HR	RBI	TB	SLG%	BB	HBP	SO	GDP	OB%	SF	SH	SB	ATT	PO	A	E	FLD%
2023	.000	2	0	2	0	0	0	0	0	0	0	.000	0	0	1	0	.000	0	0	0	0	0	0	0	.000
2024	.286	11	7	7	1	2	1	0	0	3	3	.429	5	1	2	0	.571	1	0	0	0	2	0	0	1.000
2025	.400	9	2	5	1	2	0	0	0	0	2	.400	3	1	1	0	.667	0	1	0	0	11	0	0	1.000
TOTAL	.286	22	9	14	2	4	1	0	0	3	5	.357	8	2	4	0	.560	1	1	0	0	43	0	0	1.000



#88 Lauryn Borzilleri



Riverside, Calif. / King HS



Junior / Communication



1B



Bats: R / Throws: R



2025:

- * Defensive stalwart at first base
- * Was stellar in the nine-hole last year for UK on offense
- * RBI single vs. UCLA
- * Three-straight two-hit games at the Hilltopper Spring Fling
- * Hit .727 vs. Mizzou in the SEC opening series with eight hits out of the three hole
- * Went on a career-high 7-game hitting streak from WKU through Mizzou G3

Category	Season High (Last)	Career High (Last)
At-Bats	4, eight times, last vs. Ole Miss (3/21/25)	4, 13 times, last vs. Ole Miss (3/21/25)
Runs	3 at Georgia Tech (2/22/25)	3 at Georgia Tech (2/22/25)
Hits	3, twice, last vs. Mizzou (3/9/25)	3, four times, last vs. Mizzou (3/9/25)
RBI	3 at Western Kentucky (3/1/25)	3 at Western Kentucky (3/1/25)
Walks	2, twice, last at Georgia Tech (2/22/25)	2, twice, last at Georgia Tech (2/22/25)
Stolen Bases	1, twice, last vs. Bellarmine (3/19/25)	1, twice, last vs. Bellarmine (3/19/25)
Hitting Streak (current)	7 games (0)	7 games (2025)

CAREER STATS

Year	AVG	GP	GS	AB	R	H	2B	3B	HR	RBI	TB	SLG%	BB	HBP	SO	GDP	OB%	SF	SH	SB	ATT	PO	A	E	FLD%
2023	.125	26	2	16	3	2	0	0	0	3	2	.125	6	2	5	0	.417	0	0	0	0	19	0	1	.950
2024	.236	53	48	127	14	30	6	0	6	20	54	.425	17	4	20	1	.342	1	5	0	0	220	7	2	.991
2025	.272	33	33	92	12	25	4	1	2	15	37	.402	13	4	9	1	.385	0	3	2	2	181	4	2	.989
TOTAL	.243	112	83	235	29	57	10	1	8	38	93	.396	36	10	34	2	.365	1	8	2	2	420	11	5	.989



#77 Madyson Clark



Clermont, Calif. / Oregon State




Junior



INF



Bats: R / Throws: R



2025:

- * Hand injury suffered in the last week of preseason and played her first game of the season at the Hilltopper Spring Fling in Week 4.
- * Has positioned herself as UK's two-hole hitter
- * Transferred to Kentucky from Oregon State after 2024.
- * Saw her first action in a defense-only capacity at 2B vs. Evansville and pinch ran twice in the Hilltopper Spring Fling
- * Game-tying RBI pinch-hit single in the top of the sixth at LSU in game 2 for her first-career UK hit and UK RBI

Category	Season High (Last)	Career High (Last)
At-Bats	5 vs. Ole Miss (3/21/25)	5 vs. Ole Miss (3/21/25)
Runs	2 vs. Ole Miss (3/22/25)	2 vs. Ole Miss (3/22/25)
Hits	2, three times, last vs. Ole Miss (3/22/25)	2, three times, last vs. Ole Miss (3/22/25)
Walks	1 vs. Ole Miss (3/22/25)	1 vs. Ole Miss (3/22/25)
Stolen Bases	-	-
Hitting Streak (current)	4 (2025)	4 (2025)

KENTUCKY CAREER STATS

Year	AVG	GP	GS	AB	R	H	2B	3B	HR	RBI	TB	SLG%	BB	HBP	SO	GDP	OB%	SF	SH	SB	ATT	PO	A	E	FLD%
2025	.333	15	7	27	6	9	0	1	0	3	11	.407	1	3	3	0	.419	0	1	0	1	13	18	2	.939
TOTAL	.333	15	7	27	6	9	0	1	0	3	11	.407	1	3	3	0	.419	0	1	0	1	13	18	2	.939



#99 Emory Donaldson



Louisville, Ky. / Ballard HS




Sophomore



OF



Bats: R / Throws: R



2025:

- * Her first-career hit was an RBI triple to give Kentucky its first runs of the season vs. Pittsburgh
- * Hit .467 during the NFCA Lead-Off Classic with seven hits, two multi-hit games and four RBI
- * Catch that made #SCTop10 vs. Clemson in the Shriners Clearwater Invitational
- * Three multi-hit games on the season

Category	Season High (Last)	Career High (Last)
At-Bats	5 at Georgia Tech (2/22/25)	5 at Georgia Tech (2/22/25)
Runs	2, three times, last vs. Evansville (3/2/25)	2, three times, last vs. Evansville (3/2/25)
Hits	3 vs. Notre Dame (2/7/25)	3 vs. Notre Dame (2/7/25)
RBI	3, twice, last vs. Evansville (3/2/25)	3, twice, last vs. Evansville (3/2/25)
Walks	1, four times, last vs. Mizzou (3/7/25)	1, four times, last vs. Mizzou (3/7/25)
Stolen Bases	-	1 five times, last vs. Marshall (3/20/24)
Hitting Streak (current)	3 games (0)	3 games (2025)

CAREER STATS

Year	AVG	GP	GS	AB	R	H	2B	3B	HR	RBI	TB	SLG%	BB	HBP	SO	GDP	OB%	SF	SH	SB	ATT	PO	A	E	FLD%
2024	.000	41	1	11	14	0	0	0	0	0	0	.000	0	0	5	0	.000	0	0	5	6	7	0	0	1.000
2025	.240	32	31	75	12	18	5	1	0	12	25	.333	4	0	12	0	.275	1	5	0	0	49	25	4	.949
TOTAL	.209	73	32	86	26	18	5	1	0	12	25	.291	4	0	17	0	.242	1	5	5	6	56	25	4	.953



2025 Kentucky Softball
 Statistics Summary for Kentucky (as of Mar 25, 2025)
 (All games)



Record: 21-12 Home: 6-3 Away: 6-3 Neutral: 9-6 SEC: 5-4

Date	Opponent	Score	Player	avg	gp-gs	ab	r	h	2b	3b	hr	rbi	bb	hbp	so	sb-att
-2/7	vs Pitt	w 7-0	Peyton Plotts	.381	33-33	105	26	40	12	2	6	33	12	1	20	3-3
-2/7	vs Notre Dame	w 12-4	McKenzie Bump	.338	27-27	80	18	27	4	0	0	8	6	4	12	5-6
-2/8	vs Morgan State	w 12-0	Madysen Clark	.333	15-7	27	6	9	0	1	0	3	1	3	3	0-1
-2/8	vs Southern Miss	w 13-3	Allie Blum	.329	33-32	85	24	28	6	2	4	20	13	1	17	3-5
-2/9	vs #8 Duke	L 3-6	Ally Hutchins	.304	32-32	92	26	28	3	1	4	16	26	1	18	3-3
@2/13	vs Wichita St.	w 2-0	Cassie Reasner	.290	33-31	93	19	27	3	0	7	23	6	1	12	4-5
@2/13	vs Virginia	L 1-4	Karissa Hamilton	.284	32-25	74	15	21	5	0	2	11	10	4	6	0-0
2/14	vs Clemson	w 7-6	Lauryn Borzilleri	.272	33-33	92	12	25	4	1	2	15	13	4	9	2-2
@2/14	vs #9 Oklahoma St.	L 3-6	Delani Sullivan	.254	32-28	63	11	16	2	1	2	8	7	1	10	3-3
2/15	vs #4 UCLA	L 1-3	Hallie Mitchell	.245	27-14	49	14	12	4	2	3	11	4	2	5	0-1
2/21	vs Coastal Carolina	L 1-3	Emory Donaldson	.240	32-31	75	12	18	5	1	0	12	4	0	12	0-0
2/21	at Georgia Tech	w 10-0	-----													
2/22	vs Memphis	w 9-1	Ella Emmert	.400	9-2	5	1	2	0	0	0	0	3	1	1	0-0
2/22	at Georgia Tech	w 16-6	Anna Mauck	.333	24-2	21	8	7	0	0	1	5	1	0	6	1-1
2/23	at Kennesaw State	w 7-4	Lindsey Miller	.000	4-0	4	0	0	0	0	0	0	0	0	1	0-0
2/28	vs Evansville	L 5-7	Alexia Lacatena	.000	1-1	1	0	0	0	0	0	0	0	0	1	0-0
2/28	at WKU	w 7-5	Julie Kelley	.000	1-1	0	0	0	0	0	0	0	1	0	0	0-0
3/1	vs Tennessee Tech	w 4-3	Totals	.300	33	866	192	260	48	11	31	165	107	23	133	24-30
3/1	at WKU	w 8-5	Opponents	.234	33	843	125	197	37	6	28	108	93	24	156	17-21
3/2	vs Evansville	w 8-0														
*3/7	MISSOURI	w 6-4	LOB - Team (210), Opp (205). DPs turned - Team (9), Opp (4).													
*3/8	MISSOURI	w 5-4														
*3/9	MISSOURI	w 9-6	Player	era	w-l	app	gs	cg	sh	sv	ip	h	r	er	bb	so
3/12	#16 VIRGINIA TECH	L 0-2	Sarah Haendiges	2.12	7-2	21	4	2	1	3	59.1	50	26	18	24	66
*3/14	at #4 LSU	L 1-4	Alexia Lacatena	2.57	6-2	13	8	2	2	0	49.0	45	28	18	7	31
*3/15	at #4 LSU	L 4-6	Sydney Langdon	3.61	2-4	13	9	1	1	0	40.2	47	31	21	21	14
*3/16	at #4 LSU	L 2-8	Carson Fall	4.28	3-2	15	7	0	0	1	36.0	29	26	22	29	26
3/18	DAYTON	w 6-2	-----													
3/19	at Bellarmine	w 5-0	Julie Kelley	2.80	3-2	10	5	2	1	0	30.0	26	14	12	12	19
*3/21	#20 OLE MISS	w 9-6	Totals	2.96	21-12	33	33	7	6	4	215.0	197	125	91	93	156
*3/22	#20 OLE MISS	L 4-6	Opponents	5.21	12-21	33	33	7	1	3	211.0	260	192	157	107	133
*3/23	#20 OLE MISS	w 4-2														
3/25	#13 STANFORD	L 1-9														

PB - Team (8), Mitchell, H 5, Hamilton, K 3, Opp (6). Pickoffs - Team (2), Hamilton, K 1, Mitchell, H 1. SBA/ATT - Hamilton, K (13-16), Haendiges, S (8-9), Langdon, S (5-6), Lacatena, A (3-4), Mitchell, H (3-4), Emmert, E (1-1), Fall, C (1-1), Kelley, J (0-1).

Score by innings	1	2	3	4	5	6	7	8	9	Total
Kentucky	34	26	24	37	42	15	11	0	3	192
Opponents	27	16	18	10	23	23	8	0	0	125

Win-loss breakouts: Day 18-9; Night 3-3; vs Left 2-5; vs Right 19-7;
 1-run games 3-0; 2-run games 4-6; 5+run games 9-2; Extra inns 1-0; Shutouts 6-1.
 Current streak: Lost 1; Longest winning streak: 7; Longest losing streak: 4.
 Attendance: Home 9273 (avg 1030); Away 12994 (avg 541); Total 22267 (avg 674).