2025 GAME NOTES

Ole Miss Athletics Communications | 908 All-American Dr. | Oxford, MS 38677 | 662-915-7031
SB Contact: Alex McKeon | ammckeon@olemiss.edu | 662-816-6157 (c)
Web: OleMissSports.com/sports/softball | **Twitter:** @OleMissSports, @OleMissSoftball
Facebook: Facebook.com/OleMissSports, Facebook.com/OleMissSoftball | **Instagram:** @olemisssoftball

VS. #4 ARKANSAS — MAY 25 // FAYETTEVILLE, ARK.

	RECORD	SR RECORD	RANKING	USA RANKING
Ole Miss	41-19	11-13	#17	#21
VS	44-13	14-10	#4	#3

	HEAD COACH	RECORD	YEAR	OM RECORD	YEAR
Ole Miss	Jamie Trachsel	527-299-1	15th	181-115	5th
VS	Courtney Deifel	386-205	11th	359-178	10th

2025 SCHEDULE

DATE	OPPONENT	RESULT/TIME (CT)
Feb. 6	vs. #25 Clemson $	W, 3-2
Feb. 6	at Florida Atlantic $	L, 4-5 (8)
Feb. 7	vs. Wisconsin $	W, 7-1
Feb. 7	vs. Missouri State $	W, 9-1 (5)
Feb. 8	vs. Kansas $	W, 5-3
Feb. 13	at Southern Miss	L, 1-2 (10)
Feb. 14	vs. Sam Houston &	W, 10-0 (5)
Feb. 14	at Louisiana &	L, 5-6 (9)
Feb. 15	vs. Central Arkansas &	W, 11-0 (5)
Feb. 16	vs. Northern Illinois &	W, 6-0
Feb. 16	at Louisiana &	W, 5-0
Feb. 21	vs. East Tennessee State %	Canceled
Feb. 21	vs. North Alabama %	W, 4-0
Feb. 22	vs. Miami (OH) %	W, 7-1
Feb. 23	vs. James Madison %	W, 6-4
Feb. 23	vs. Louisiana Tech %	W, 8-3
Feb. 26	**MCNEESE**	**W, 4-0**
Feb. 28	**NICHOLLS**	**W, 5-0**
Feb. 28	**SOUTH ALABAMA**	**W, 10-1 (5)**
Mar. 1	**MURRAY STATE**	**W, 1-0**
Mar. 1	**NICHOLLS**	**W, 14-0 (5)**
Mar. 2	**SOUTH ALABAMA**	**W, 12-4 (6)**
Mar. 7	**#10 ARKANSAS***	**W, 9-1 (6)**
Mar. 8	**#10 ARKANSAS***	**W, 9-3**
Mar. 9	**#10 ARKANSAS***	**L, 3-20 (5)**
Mar. 11	at Western Kentucky	W, 9-5
Mar. 14	**SAMFORD #**	**W, 10-0 (5)**
Mar. 14	**NORTH DAKOTA STATE #**	**W, 9-1 (5)**
Mar. 16	**IOWA STATE #**	**W, 9-0 (6)**
Mar. 16	**IOWA STATE #**	**W, 8-6**
Mar. 21	at Kentucky* [SEC Network]	L, 6-9 (9)
Mar. 22	at Kentucky*	W, 6-4
Mar. 23	at Kentucky*	L, 2-4
Mar. 30	**MISSOURI***	**W, 1-0**
Mar. 30	**MISSOURI***	**W, 5-3**
Mar. 31	**MISSOURI* [SEC Network]**	**L, 5-9**
Apr. 4	at #6 South Carolina*	L, 0-1 (8)
Apr. 5	at #6 South Carolina* [SEC Network]	W, 2-1
Apr. 6	at #6 South Carolina* [SEC Network]	L, 2-4
Apr. 8	**UT MARTIN**	**W, 12-0 (5)**
Apr. 11	**#6 FLORIDA***	**L, 7-8**
Apr. 12	**#6 FLORIDA***	**L, 3-14**
Apr. 13	**#6 FLORIDA***	**W, 8-6**
Apr. 17	at #23 Georgia* [SEC Network]	W, 20-11
Apr. 18	at #23 Georgia*	L, 4-6
Apr. 19	at #23 Georgia* [SEC Network]	W, 5-3
Apr. 25	**#1 TENNESSEE***	**W, 3-2**
Apr. 26	**#1 TENNESSEE***	**L, 0-6**
Apr. 27	**#1 TENNESSEE***	**L, 1-7**
May 1	at #18 Mississippi State*	L, 1-3
May 2	at #18 Mississippi State*	L, 0-3
May 3	at #18 Mississippi State* [SEC Network]	W, 6-4
May 6	vs. [14] Missouri ^	W, 1-0
May 7	vs. #4 [6] Florida ^	W, 6-3 (8)
May 8	vs. #3 [3] Texas ^	L, 6-7
May 16	vs. #23 Grand Canyon ^	W, 7-4
May 17	vs. #12 [13] Arizona ^	W, 10-8
May 18	vs. #12 [13] Arizona ^	L, 1-10 (5)
May 18	vs. #12 [13] Arizona ^	W, 7-3
May 23	vs. #4 [4] Arkansas ^	W, 9-7
May 24	vs. #4 [4] Arkansas ^	L, 0-4
May 25	vs. #4 [4] Arkansas ^	4 p.m. CT

Highest Ranking | Home Games in Bold and Caps
$ - Paradise Classic (Honolulu, Hawaii)
& - Ragin' Cajuns Invitational (Lafayette, La.)
% - Rocket City Softball Showcase (Huntsville, Ala.)
! - Ole Miss Classic (Oxford, Miss.)
- Rebel Invitational (Oxford, Miss.)
* - Southeastern Conference game
^ - SEC Tournament (Athens, Ga.)
^ - NCAA Tournament

LEADING OFF

- Ole Miss enters the NCAA Super Regional as one of four unseeded teams remaining in the event, joining Georgia, Liberty and Nebraska.
- Ole Miss is 21-19 all-time in the NCAA Tournament and are making their ninth consecutive appearance and seeking their first ever Super Regional win in their third appearance.
- The Rebels took home their first ever NCAA Super Regional win on Friday, scoring the most runs the program has ever scored in a Super Regional game in a 9-7 win.
- Ole Miss has smashed the program record for home runs in a season with 65. That breaks 2023's mark of 49.
- Persy Llamas looks to polish off a historic freshman campaign, as she leads her team in multi-hit games (20) and already has the most RBI ever by an Ole Miss freshman and the third most in a single season in program history.
- Aliyah Binford set the single season RBI record at Ole Miss on Friday, recording her 55th of the seasn. Binford broke a tie with Abbey Latham (2019) for first.
- At 172 strikeouts, Miali Guachino has the most strikeouts in a single season by a Rebel since Mary Jane Callahan (177) in 2004. Guachino currently stands in third on the single season strikeout list at Ole Miss.

GAME INFO

vs. #4 Arkansas
Date: May 25, 2025
Location: Fayetteville, Ark.
Venue: Bogle Park
TV: ESPN2
Live Stats: OleMissStats.com
Twitter Updates: @OleMissSoftball

NUMBERS TO KNOW

1 The Rebels recorded their first ever NCAA Super Regional win in program history on Friday, defeating No. 4 Arkansas, 9-7. The Rebels had previously gone 0-4 in two prior Super Regionals.

7 The Rebels have beaten at least one top-10 opponent in four consecutive seasons. This season, the Rebels own seven top-10 wins over No. 10 Arkansas (x3), No. 6 South Carolina, No. 6/4 Florida (x2) and No. 1 Tennessee

21 The Rebels have recorded 21 wins in the NCAA Tournament in program history, making nine consecutive appearances and reaching their third Super Regional this season.

PROJECTED STARTING LINEUP

2025 ROSTER

NUMERICAL

NO.	NAME	POS.	B/T	HT.	YR.	EXP.	HOMETOWN (PREVIOUS SCHOOL)
00	Lilly Whitten	RHP	R/R	5-8	Jr.	TR	Tunas, Mo. (Skyline/Missouri)
1	Mackenzie Pickens	INF	R/R	5-5	Fr.	HS	Flowery Branch, Ga. (Buford)
2	Taylor Strain	OF	L/R	5-3	Sr.	TR	Robinson, Texas (Robinson/Baylor)
3	Persy Llamas	LHP/UT	L/L	5-6	Fr.	HS	Eastvale, Calif. (Eleanor Roosevelt)
4	Aliyah Binford	RHP/UT	R/R	5-7	Sr.	TR	New Braunfels, Texas (New Braunfels Canyon/Baylor)
5	Ashton Lansdell	INF	R/R	5-8	Sr.	TR	Marietta, Ga. (Wheeler/FIU)
6	Jaden Pone	UT	L/R	5-3	Sr.	1L	Hope Mills, N.C. (Gray's Creek/Longwood)
8	Tate Davis	INF	R/R	5-9	Fr.	HS	Greer, S.C. (Greer)
9	Miali Guachino	RHP	R/R	5-6	Fr.	HS	Pala, Calif. (Great Oak)
10	Star Ferguson	OF	L/R	5-2	Sr.	TR	Sugar Land, Texas (Kempner/Texas A&M)
12	Addison Duke	OF	L/R	5-5	Fr.	HS	Yuma, Ariz. (Gila Ridge)
14	Abby Herndon	LHP	L/L	5-9	Fr.	HS	Killen, Ala. (Brooks)
15	Alison Cooper	LHP	L/L	5-4	Sr.	TR	Granbury, Texas (Granbury/Wichita State)
16	Brianna Lopez	LHP	L/L	5-7	Sr.	1L	Riverside, Calif. (Ramona/Hawai'i)
20	Jamie Mackay	C	R/R	5-8	Jr.	2L	Laguna Beach, Calif. (Pacifica Christian)
21	Grace Thompson	INF	R/R	5-8	So.	1L	Beaumont, Texas (West Brook)
22	Taylor Malvin	OF	L/R	5-6	Jr.	2L	Johns Creek, Ga. (Buford)
23	Taylor Roman	UT	R/R	6-1	Sr.	TR	Missouri City, Texas (Ridge Point/Louisiana)
24	Lair Beautae	UT	L/R	5-6	Sr.	TR	Riverside, Calif. (John W. North/Houston/Tennessee)
25	Tenly Grisham	INF	L/R	5-4	So.	1L	Philadelphia, Miss. (Neshoba)
26	Angelina DeLeon	INF	R/R	5-5	Sr.	3L	Valley Springs, Calif. (Calaveras)
28	Ryan Starr	INF	L/R	5-3	Jr.	1L	New York, N.Y. (Massapequa/Syracuse)
31	Lexie Brady	C/UT	R/R	5-9	Sr.	3L	Sioux Falls, S.D. (O'Gorman)
33	Alexa Rosales	OF	R/R	5-6	So.	1L	Chino Hills, Calif. (Chino Hills)
34	Rachel Connors	C/UT	L/R	5-10	Fr.	HS	Chandler, Ariz. (Perry)
82	Graycen Jordan	RHP	R/R	5-9	Fr.	HS	Columbus, Ga. (Brookstone)

ALPHABETICAL

NO.	NAME
24	Lair Beautae
4	Aliyah Binford
31	Lexie Brady
34	Rachel Connors
15	Alison Cooper
8	Tate Davis
26	Angelina DeLeon
12	Addison Duke
10	Star Ferguson
25	Tenly Grisham
9	Miali Guachino
14	Abby Herndon
82	Graycen Jordan
5	Ashton Lansdell
3	Persy Llamas
16	Brianna Lopez
20	Jamie Mackay
22	Taylor Malvin
1	Mackenzie Pickens
6	Jaden Pone
23	Taylor Roman
33	Alexa Rosales
28	Ryan Starr
2	Taylor Strain
21	Grace Thompson
00	Lilly Whitten

COACHING STAFF

Head Coach: Jamie Trachsel, 5th season (St. Cloud State, 2001)
Assistant Coach: Ehren Earleywine, 1st season (Westminster College, 1994)
Assistant Coach: Nancy Evans, 1st season (Arizona, 1998)
Assistant Coach: Bobby Buchanan, 1st season (Texas State, 2014)

SUPPORT STAFF

Director of Operations: Savana Sikes, 2nd season (Georgia, 2022)
Athletic Trainer: Brittney Roberts, 3rd season (Florida State, 2013)
Strength and Conditioning: Chas Ossenheimer, 5th season (UCF, 2009)
Graduate Managers: Haylei Archer, Aynslie Furbush, Cylie Halvorson

ROSTER BREAKDOWN

BY CLASS

Seniors | 4
Lexie Brady, Angelina DeLeon
Brianna Lopez, Jaden Pone

Juniors | 3
Jamie Mackay, Taylor Malvin,
Ryan Starr

Sophomores | 3
Tenly Grisham, Alexa Rosales
Grace Thompson

Freshmen | 8
Rachel Connors, Tate Davis, Addison Duke,
Miali Guachino, Abby Herndon, Graycen
Jordan, Persy Llamas, Mackenzie Pickens

Newcomers | 8
Lair Beautae, Aliyah Binford, Alison Cooper,
Star Ferguson, Ashton Lansdell, Taylor
Roman, Taylor Strain, Lilly Whitten

PRONUNCIATION GUIDE

Lair Beautae	Lare Boo-TAY
Aliyah Binford	Ah-lee-yuh
Angelina **DeLeon**	DAY-Leon
Miali Guachino	My-lee Wuh-chain-yo
Persy Llamas	Percy Yah-Mas
Jamie **Mackay**	MUH-kay

Ehren Earleywine	Like 'Aaron'
Jamie **Trachsel**	TRACK-suhl

BY HOME STATE

2025 NCAA TOURNAMENT

2025 NCAA® DI Softball Championship

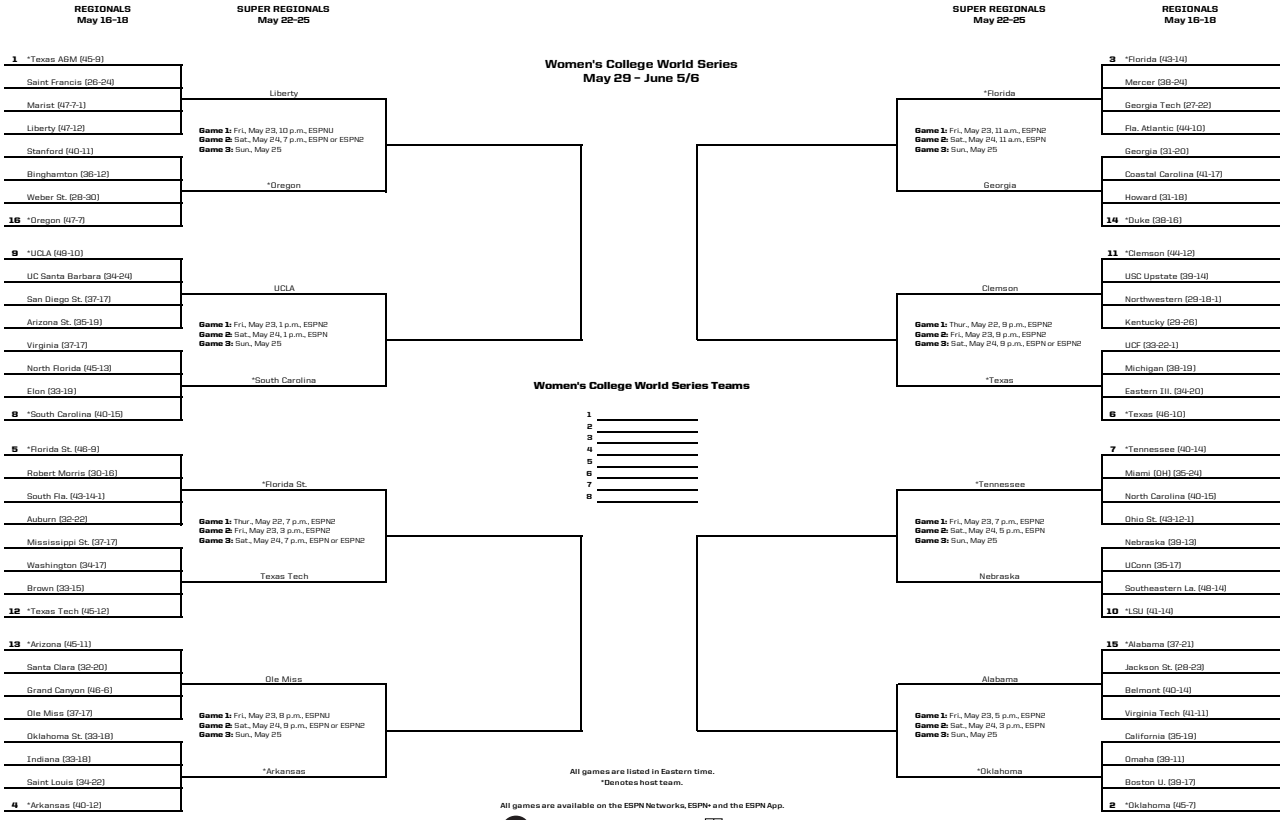

© 2025 National Collegiate Athletic Association. No commercial use without NCAA's written permission.

NCAA TOURNAMENT HISTORY

REGIONALS

(9 total appearances • 20-14 record)

2016 (NORMAN, OKLA.)

5-20	Tulsa	W	5-1
5-21	No. 3 Oklahoma	L	1-9
5-21	Wichita State	W	4-0
5-22	No. 3 Oklahoma	L	0-3

2017 (OXFORD, MISS.)

5-19	Southern Illinois	W	8-0
5-20	No. 22 Arizona State	W	2-0
5-21	North Carolina	W	7-2

2018 (TEMPE, ARIZ.)

5-18	Long Beach State	W	9-1
5-19	No. 6 Arizona State	L	1-7
5-19	Long Beach State	W	1-0
5-20	No. 6 Arizona State	L	0-9 (5)

2019 (OXFORD, MISS.)

5-17	Chattanooga	W	12-0 (5)
5-18	No. 7 Louisiana	L	0-2
5-18	Southeast Missouri	W	10-0 (5)
5-19	No. 7 Louisiana	W	5-1
5-19	No. 7 Louisiana	W	5-4

2021 (TUSCON, ARIZ.)

5-21	Villanova	W	5-1
5-22	No. 9 Arizona	L	6-12
5-22	Villanova	W	6-2
5-23	No. 9 Arizona	L	6-12

2022 (LOS ANGELES, CALIF.)

5-20	LMU	L	2-4
5-21	Grand Canyon	W	9-5
5-21	LMU	W	4-2
5-22	No. 5 UCLA	L	1-9 (5)

2023 (SALT LAKE CITY, UTAH)

5-19	Baylor	W	3-0
5-20	No. 15 Utah	L	1-7
5-20	Baylor	W	9-2
5-21	No. 15 Utah	L	1-4

2024 (LAFAYETTE, LA.)

5-17	Baylor	L	1-3
5-18	Princeton	L	2-4

2025 (TUCSON, ARIZ.)

5-16	No. 23 Grand Canyon	W	7-4
5-17	No. 12 Arizona	W	10-8
5-18	No. 12 Arizona	L	1-10 (5)
5-18	No. 12 Arizona	W	7-3

SUPER REGIONALS

(3 total appearances • 1-5 record)

2017 (LOS ANGELES, CALIF.)

5-25	No. 5 UCLA	L	7-8
5-26	No. 5 UCLA	L	0-1

2019 (TUCSON, ARIZ.)

5-24	No. 6 Arizona	L	2-5
5-25	No. 6 Arizona	L	1-9

2025 (FAYETTEVILLE, ARK.)

5-23	No. 4 Arkansas	W	9-7
5-24	No. 4 Arkansas	L	0-4
5-25	No. 4 Arkansas		4 p.m. CT

RECORDS AGAINST

Arkansas	1-1
Arizona	2-5
Arizona State	1-2
Baylor	2-1
Chattanooga	1-0
Grand Canyon	2-0
LMU	1-1
Long Beach State	2-0
Louisiana	2-1
North Carolina	1-0
Oklahoma	0-2
Princeton	0-1
Southeast Missouri	1-0
Southern Illinois	1-0
Tulsa	1-0
UCLA	0-3
Utah	0-2
Villanova	2-0
Wichita State	1-0

QUICK FACTS

UNIVERSITY

Name ..... University of Mississippi (Ole Miss)
Location ..... Oxford, Miss.
Founded ..... Nov. 6, 1848
Enrollment 27,124
Nickname ..... Rebels
Colors ..... Cardinal Red & Navy Blue
Conference ..... Southeastern
Chancellor ..... Dr. Glenn Boyce
Athletics Director ..... Keith Carter

COACHING/SUPPORT STAFF

Head Coach ..... Jamie Trachsel
Alma Mater ..... St. Cloud State, 2001
Record at Ole Miss 181-115
Year at Ole Miss 5th
Overall Record (15th Season) 527-299-1
Assistant Coach ..... Ehren Earleywine
Alma Mater ..... Westminster College, 1994
Year at Ole Miss 1st
Assistant Coach ..... Nancy Evans
Alma Mater ..... Arizona, 1998
Year at Ole Miss 1st
Assistant Coach ..... Bobby Buchanan
Alma Mater ..... Texas State, 2014
Year at Ole Miss 1st

PROGRAM HISTORY

First Year of Fastpitch Softball 1997
All-Time Record (28 Seasons) ..... 779-849 (.479)
All-Time SEC Record ..... 225-517 (.303)
SEC Tournament Appearances .....
.. 13 (06, 07, 08, 15, 16, 17, 18, 19, 21, 22, 23, 24, 25)
SEC Tournament Record ..... 11-12 (.478)
NCAA Tournament Appearances .....
..... 9 (16, 17, 18, 19, 21, 22, 23, 24, 25)
NCAA Tournament Record ..... 21-19 (.525)

TEAM INFORMATION

2024 Overall Record ..... 31-27 (.534)
2024 SEC Record ..... 7-17 (.292)
2024 NCAA Postseason ..... NCAA Regional
2024 Final Rankings ..... NR
Letterwinners Returning/Lost 10/11
Position Starters Returning/Lost 6/4
Pitchers Returning/Lost 1/5
Newcomers 16

DAILY SCHEDULE

TUESDAY	WEDNESDAY	THURSDAY	FRIDAY	SATURDAY	SUNDAY
• Team Practice	• Team Practice • Travel Day	• Team Practice at Arkansas	• vs. #4 Arkansas 7 p.m. CT	• vs. #4 Arkansas 8 p.m. CT	• vs. #4 Arkansas 4 p.m. CT

* All times central

ATHLETICS COMMUNICATIONS: Ole Miss Assistant Director of Athletic Communications Alex McKeon handles all communications duties for the Ole Miss Softball Program. For any questions or special requests, contact him on his cell at (662) 816-6157 or reach him by email at ammckeon@olemiss.edu.

PRACTICES/INTERVIEWS: The Rebels practice throughout the week, with practice times varying. Media wishing to arrange interviews with coaches or players via phone call, Zoom or in person should contact Assistant Director of Athletic Communications Alex McKeon. During the season, the Rebels generally take Monday's off. All interview requests must be made at least 24 hours in advance. Media availability for players is subject to the team's time management plan.

WWW.OLEMISSSPORTS.COM: All information regarding the Rebels, including player/coach bios, game recaps, notes, stats, and more, can be found online at the Official Website of Ole Miss Athletics, OleMissSports.com.

LIVE STATS: Live stats are available for each Ole Miss softball game. Links to follow will be made available online at OleMissSports.com, and can generally be found specifically in the game previews or in the game notes. For all Rebel home games, live stats are available via StatBroadcast on the schedule page at OleMissSports.com or by visiting olemiss.statbroadcast.com.

WORKING CREDENTIALS: Only approved media will be given access to cover home games upon request. Media space is limited, so early notice is suggested if you wish to cover games. Media seating is located inside the pressbox. Any media who wish to cover games should notify Alex McKeon at least 48 hours in advance so proper accomodations can be made.

TELEVISION INFORMATION: All Ole Miss home games not already scheduled for national television are broadcasted live on SEC Network + via WatchESPN.com and the ESPN app. Links for these broadcasts are made available on the schedule page at OleMissSports.com, as well as in each week's preview. All other games scheduled on the ESPN family of networks can be found on the schedule page online.

FOLLOW THE REBELS: Fans and media alike can get an exclusive, behind-the-scenes look at the Rebels on their official social media accounts, listed below and to the left. All four platforms will provide exclusive content throughout the season. Fans and media can also follow the Official Social Media Accounts of Ole Miss Athletics on Twitter (@OleMissSports), on Facebook (Facebook.com/OleMissSports) and on Instagram (olemissathletics).

OLE MISS STYLE GUIDE

NAME
Ole Miss (preferred)
University of Mississippi
~~Mississippi~~

NICKNAME
Rebels

LOGO

COLORS
Cardinal Red (PMS 186)
Navy Blue (PMS 2767)

MASCOT

TONY

LINEUP QUICK HITS

6 LF

JADEN PONE

5-3 | Sr. | L/R | Hope Mills, N.C.

AVG	RUNS	HITS	RBI
.367	42	61	18

LAST GAME: Went 0-for-3 in the loss to No. 4 Arkansas (5/24)
NOTES: Career .385 hitter between Longwood and Ole Miss ... Finished last season with 15 multi-hit games, including two such games in postseason play and has 15 in 2025 ... Launched a grand slam in the win over Nicholls (3/1) ... Named All-SEC and All-South Region First Team.

24 RF

LAIR BEAUTAE

5-6 | Sr. | L/R | Riverside, Calif.

AVG	RUNS	HITS	RBI
.348	20	39	22

LAST GAME: Recorded two hits against No. 4 Arkansas (5/24)
NOTES: Transfer from Houston ... Began career at Tennessee ... Rejoined the lineup after an injury to begin the year ... Career .309 hitter over her collegiate career with 19 home runs, 58 extra base hits and 110 RBI.

4 DP

ALIYAH BINFORD

5-7 | Sr. | R/R | New Braunfels, Texas

AVG	RUNS	HITS	RBI
.330	35	63	55

LAST GAME: Finished 0-for-3 in the loss to No. 4 Arkansas (5/24)
NOTES: Transfer from Baylor ... Preseason Softball America Second Team All-American ... Reigning D1Softball Comeback Player of the Year ... Set Ole Miss single-season RBI record with 55 ... Named SEC Pitcher of the Week on Mar. 3 ... Also holds a 3.71 ERA in the circle this season.

3 1B

PERSY LLAMAS

5-6 | Fr. | L/L | Eastvale, Calif.

AVG	RUNS	HITS	RBI
.358	25	64	53

LAST GAME: Finished 0-for-3 against No. 4 Arkansas (5/24)
NOTES: Two-way player, who has exclusively hit so far in college ... Hit a three-run go-ahead home run to defeat No. 25 Clemson on her first collegiate at bat ... Has reached safely in 48 of her 60 collegiate games played ... Named SEC Co-Freshman of the Week on Apr. 1.

31 C

LEXIE BRADY

5-9 | Sr. | R/R | Sioux Falls, S.D.

AVG	RUNS	HITS	RBI
.333	37	50	49

LAST GAME: Finished 0-for-3 in the loss to No. 4 Arkansas (5/24)
NOTES: Ranks in the top-10 all-time at Ole Miss in home runs, slugging percentage, on base percentage and walks ... Led the Rebels with 13 home runs in 2024 and in 2025 with 16 ... Started the year 0-for-11, but has hit .360 with 16 home runs and 49 RBI since ... 2025 All-South Region First Team.

1 2B

MACKENZIE PICKENS

5-5 | Fr. | R/R | Flowery Branch, Ga.

AVG	RUNS	HITS	RBI
.329	37	54	36

LAST GAME: Drew a walk against No. 4 Arkansas (5/24)
NOTES: Earned the starting second base role as a true freshman ... Named the SEC Freshman of the Week on Feb. 24 ... Hit a grand slam for her first college HR in win vs. Sam Houston ... Named to Softball America's Freshman Watch List ... Twin sister Madison is in her freshman year playing softball at Louisville.

5 3B

ASHTON LANSDELL

5-8 | Sr. | R/R | Marietta, Ga.

AVG	RUNS	HITS	RBI
.205	21	17	17

LAST GAME: Went 0-for-2 in the loss to No. 4 Arkansas (5/24)
NOTES: FIU Transfer ... Played one season of baseball at Georgia Highlands College, where she was the first female to play baseball at NJCAA level ... Competed this summer with the Savannah Bananas ... Played for the USA Baseball's Womens National Team alongside Jamie Mackay ... Hit HR's in 4 straight games (4/13 - 4/19)

26 SS



ANGELINA DELEON

5-5 | Sr. | R/R | Valley Springs, Calif.

AVG	RUNS	HITS	RBI
.250	15	33	19

LAST GAME: Went 1-for-2 in the loss to No. 4 Arkansas (5/24)
NOTES: Dependable, four-year starter ... Will play the majority of the infield ... Leads all returning Rebels in career starts ... Recorded at least one hit in 10 of the final 11 games of the season, including three postseason games and hits in four of the first five games of 2025 ... Hitting .375 over last 11 games.

22 CF

TAYLOR MALVIN

5-6 | Jr. | L/R | Johns Creek, Ga.

AVG	RUNS	HITS	RBI
.279	42	41	10

LAST GAME: Finished 0-for-2 in the loss to No. 4 Arkansas (5/24)
NOTES: Recorded 41 hits over 60 games after recording just five to open her first two seasons in Oxford ... Finished with a career-high four hits in the record setting game one win at No. 23 Georgia ... Matched a program record with four runs scored vs. Miami ... Team leader in runs (42) and walks (25).

IN THE DUGOUT/WHERE THEY ARE ON THE FIELD

Jamie Trachsel
First Base

Ehren Earleywine
Third Base

Nancy Evans
Circle Visits

Bobby Buchanan
Dugout

SCOUTING REPORT

ARKANSAS

Fresh off a strong regional victory in which they took down Saint Louis and Oklahoma State (twice), the Arkansas Razorbacks seek their first ever appearance in the Women's College World Series.

Head coach Courtney Deifel has led Arkansas to a 44-13 record, recording several big victories. Leading the way for Deifel is Softball America's Player of the Year, Bri Ellis, who is having a monster season, hitting .444 with 26 home runs and 72 RBI, while also drawing 66 walks. Ellis has run away with most major records at Arkansas and leads the nation in on base percentage and slugging percentage.

Ellis is not the only threat in the lineup, as the Razorbacks hit .323 as a unit. Courtney Day is hitting .329 with 16 home runs and 66 RBI, while freshman Ella McDowell has been a revelation, hitting .356 with 18 extra-base hits and 53 RBI.

Robyn Herron remains the biggest weapon for Arkansas in their rotation, going 18-6 with a 2.69 ERA (138.2 IP) and 157 strikeouts. She is aided by the strong play of Payton Burnham, who is 16-2 with a 2.40 ERA (113.2 IP) and 90 strikeouts. Cam Harrison and Reis Beuerlein are the two main choices out of the bullpen.

Deifel and the Razorbacks are in a Super Regional for the first time since 2022 and the third Super Regional in her tenure. She's been a strong defensive coach, as the Razorbacks lead the nation in fielding percentage.

SERIES HISTORY

vs. Arkansas
Arkansas Leads 44-36

In Oxford: 21-19
In Fayetteville: 15-24
In Gainesville, Fla.: 0-1
Longest Ole Miss Win Streak: 6, 2015-16
Longest Arkansas Win Streak: 13, 1998-02

Year	Site	Score
1997	Fayetteville, Ark.	L, 1-2
1997	Fayetteville, Ark.	L, 1-2
1997	Fayetteville, Ark.	L, 1-5
1997	Fayetteville, Ark.	L, 2-6
1998	Oxford, Miss.	L, 1-2
1998	Oxford, Miss.	W, 4-3
1998	Oxford, Miss.	W, 1-0
1998	Oxford, Miss.	L, 0-3
1999	Fayetteville, Ark.	L, 1-4
1999	Fayetteville, Ark.	L, 2-3
1999	Fayetteville, Ark.	L, 0-6
1999	Fayetteville, Ark.	L, 2-4
2000	Oxford, Miss.	L, 0-3
2000	Oxford, Miss.	L, 0-2
2000	Oxford, Miss.	L, 0-5
2000	Oxford, Miss.	L, 3-7 (11)
2001	Fayetteville, Ark.	L, 1-2 (8)
2001	Fayetteville, Ark.	L, 0-2
2001	Fayetteville, Ark.	L, 0-2
2002	Oxford, Miss.	L, 0-1
2002	Oxford, Miss.	W, 3-2
2002	Oxford, Miss.	L, 2-5
2003	Fayetteville, Ark.	W, 3-2
2003	Fayetteville, Ark.	L, 1-4
2003	Fayetteville, Ark.	L, 2-4
2004	Oxford, Miss.	W, 5-4 (11)
2004	Oxford, Miss.	W, 2-0
2004	Oxford, Miss.	L, 0-1 (9)
2005	Fayetteville, Ark.	W, 2-1
2005	Fayetteville, Ark.	W, 4-1
2005	Fayetteville, Ark.	W, 1-0 (9)
2006	Oxford, Miss.	W, 2-1
2006	Oxford, Miss.	L, 3-4
2006	Oxford, Miss.	L, 0-9
2007	Oxford, Miss.	L, 0-7
2007	Oxford, Miss.	W, 1-0
2007	Oxford, Miss.	W, 7-4
2008	Fayetteville, Ark.	L, 2-3
2008	Fayetteville, Ark.	W, 8-0
2008	Fayetteville, Ark.	W, 6-1
2009	Oxford, Miss.	W, 5-4
2009	Oxford, Miss.	W, 3-2
2009	Oxford, Miss.	L, 0-6
2010	Fayetteville, Ark.	L, 0-5
2010	Fayetteville, Ark.	L, 0-9
2010	Fayetteville, Ark.	W, 10-6
2011	Oxford, Miss.	W, 4-3
2011	Oxford, Miss.	L, 6-7
2012	Fayetteville, Ark.	W, 13-0 (5)
2012	Fayetteville, Ark.	W, 7-6 (8)
2014	Oxford, Miss.	W, 11-4
2014	Oxford, Miss.	W, 13-6
2014	Oxford, Miss.	L, 7-15 (5)
2015	Fayetteville, Ark.	W, 7-3
2015	Fayetteville, Ark.	W, 6-4 (8)
2015	Fayetteville, Ark.	W, 4-2
2016	Oxford, Miss.	W, 10-7
2016	Oxford, Miss.	W, 7-2
2016	Oxford, Miss.	W, 6-5
2018	Fayetteville, Ark.	L, 0-3
2018	Fayetteville, Ark.	L, 3-8
2018	Fayetteville, Ark.	L, 1-7
2019	Oxford, Miss.	L, 4-10
2019	Oxford, Miss.	W, 12-0 (5)
2019	Oxford, Miss.	W, 6-2
2021	Fayetteville, Ark.	L, 1-5
2021	Fayetteville, Ark.	L, 2-3 (8)
2021	Fayetteville, Ark.	L, 2-3 (8)
2022	Oxford, Miss.	W, 2-0
2022	Oxford, Miss.	L, 3-6
2022	Oxford, Miss.	L, 0-8
2022	Gainesville, Fla.	L, 0-3
2024	Fayetteville, Ark.	W, 6-0
2024	Fayetteville, Ark.	L, 2-12
2024	Fayetteville, Ark.	W, 4-3
2025	Oxford, Miss.	W, 9-1 (F/6)
2025	Oxford, Miss.	W, 9-3
2025	Oxford, Miss.	L, 3-20 (F/5)
2025	Fayetteville, Ark.	W, 9-7
2025	Fayetteville, Ark.	L, 0-4

TOURNAMENT TIME

Ole Miss enters a decisive game three of the Super Regional of the NCAA Tournament in their third Super Regional in program history. This tournament is their ninth consecutive NCAA appearance and fifth consecutive under head coach Jamie Trachsel, holding an all-time record of 21-19 overall. The Rebels are seeking their first ever Super Regional win and title and trip to the Women's College World Series. Both of the program's regional titles came in Oxford. The Rebels are now 1-5 all-time super regional games with their last appearance coming in 2019.

Ole Miss is one of four unseeded teams remaining in the field, joining Georgia, Liberty and Nebraska.

FAMILIAR FOES

The Rebels are set to meet the Razorbacks for the second time this season, after winning a three-game series against them in March. The Rebels earned their first ever run rule win over a top-10 opponent in game one, winning 9-1, before taking game two, 9-3.

The Rebels have won the last two series against Arkansas in conference play, but have only ever met once in the postseason prior to the Super Regional in the 2022 SEC Tournament. The Rebels won the last series in Fayetteville in 2024.

RECORDS BROKEN

The Ole Miss Rebels recorded a monumental achievement, when the NFCA announced their All-South Region honorees. Ole Miss finished with a program-high six, smashing the old record of three.

First Team - Lexie Brady (Catcher) & Jaden Pone (Oufield)
Second Team - Miali Guachino (Pitcher), Persy Llamas (First Base) & Aliyah Binford (Pitcher/Utility)
Third Team - Mackenzie Pickens (Second Base)

Brady and Pone gave the Rebels multiple First Team honorees in a season for the first time in program history. The duo become the sixth and seventh First Team honorees, joining Tate Whitely (2023), Kylan Becker (2019), Elantra Cox (2017 & 2016), RT Cantillo (2014) and Lauren Grill (2010 & 2008).

Additionally, three Rebel freshmen took home honors, also setting a program-high. Llamas joins Amanda Fine (1997) as the only freshmen to earn both All-SEC and All-Region honors in the same season.

AMONG THE SEC'S BEST

Ole Miss made history following the conclusion of the regular season as three players took home All-SEC selections.

Leading the charge was outfielder Jaden Pone, who thanks to winning the SEC batting title (conference play only) with a .427 batting average, took home All-SEC First Team and SEC All-Defensive Team honors in left field. Pone became just the second Rebel in program history to earn a first team honor, joining two-time winner Kylan Becker. Additionally, she became the first All-Defensive Team honoree since

THE REBELS' RECORD WHEN...

Category	Overall	SEC
Overall	41-19	11-13
Home	17-6	6-6
Away	7-10	5-7
Neutral	17-3	0-0
Day games	32-10	7-7
Night (6 p.m. or later) games	9-9	4-6
In February	15-3	0-0
In March	13-4	5-4
In April	6-7	5-7
In May	7-5	1-2
vs. Left-handed starters	8-4	3-3
vs. Right-handed starters	33-15	8-10
vs. Ranked teams	15-13	8-9
One-run games	6-6	3-2
Two-run games	10-4	5-4
5+ run games	19-5	3-4
In extra innings	1-5	0-2
Shutouts	13-4	1-3
Scoring first	32-9	7-7
Scoring in 1st inning	22-9	3-7
Scoring 0-2 runs	4-10	2-7
Scoring 3-5 runs	9-6	3-4
Scoring 6-9 runs	19-3	5-2
Scoring 10 or more runs	9-0	1-0
Leading after four innings	33-2	8-0
Leading after five innings	37-2	9-0
Leading after six innings	32-2	10-0
Tied after six innings	1-5	1-3
Trailing after six innings	0-10	0-9
Outhitting the opponent	29-6	5-4
Outhit by the opponent	7-10	3-6
Same number of hits as opponent	5-3	3-3
Hitting a home run	30-8	8-5
Not hitting a home run	11-11	3-8
Allowing a home run	16-12	5-10
Not allowing a home run	25-7	6-3
Making no errors	20-8	7-7
Making one error	12-6	2-3
Making two or more errors	9-5	2-3
Opponent makes no errors	13-12	4-8
Opponent makes one error	14-3	2-2
Opponent makes two or more errors	14-4	5-4
In Powder Jerseys	2-4	1-3
In White Jerseys	12-6	4-3
In Navy Jerseys	8-5	2-5
In Red Jerseys	8-4	1-2
In Pinstripe Jerseys	0-0	0-0
In Gray Jerseys	7-0	1-0
In Teal Jerseys	2-0	2-0
In Pink Trim Jerseys	2-0	0-0

Tate Whitley in 2023 and the fourth in program history since its inception.

Joining Pone as first-time honorees were Lexie Brady and Persy Llamas, who each took home All-SEC Second Team honors. Llamas becomes the first Rebel freshman to earn All-SEC First or Second Team honors since Amanda Fine in the program's first year of 1997.

As a unit, the Rebels had three players tabbed to the first or second team, which marks the most honorees in program history.

SETTING THE MARK

The Rebels have jumped back into the national spotlight this season behind a historic campaign, as the team has already broken a number offensive program records.

Ole Miss has already set several offensive single-season highs, with 65 home runs, beating 2023's old record of 49. Additionally, the Rebels have beaten the old program high in RBI with 320 on the season, passing 2022's (286). The Rebels also have moved past the all-time total bases record of 677 in 2017 with 782 and counting this season. The Rebels have passed the single-season runs record with 349, breaking the old mark of 318 (2017). Finally, the Rebels have a new single season doubles record of 86, breaking 2022's mark of 84. Further records are still in play including:

Single-Season Batting Average: .309 (2015) - Currently .307
Single-Season Hits: 495 (2017) - Currently 483

The Rebels are also set the program record for strikeouts in the circle, with 371. The old program record of 360 was set in 2019.

BRADY BOMBS

Perhaps the most critical bat for the Rebels is the veteran Lexie Brady, who brings a powerful bat to the middle of the lineup. Brady launched 13 home runs and 35 RBI in her breakout junior campaign and has surged to even new heights in 2025.

The power surge has been constant for Brady, who is hitting .333 with a career-high 16 home runs and 49 RBI. After starting the season 0-11 at Florida Atlantic, Brady has surged to a .360 batting average in the 50 games since and has 15 home runs in her last 47 games.

Brady continues to pound the ball at the plate and has at least one extra-base hit in 22 of her last 46 games played. Her 16 home runs are the most by any Rebel in program history, breaking a record that stood since 2003 (DeDe Justice). Brady

AROUND THE SEC

SEC STANDINGS
(as of 5/25)

School	SEC	Pct.	Overall	Pct.	Last 10	Strk
Oklahoma	17-7	.708	50-7	.877	8-2	W7
Texas A&M	16-7	.696	48-11	.814	7-3	L1
Texas	16-8	.667	51-11	.823	8-2	W2
Tennessee	15-9	.625	44-15	.746	6-4	W1
Arkansas	14-10	.583	44-13	.772	7-3	W1
Florida	14-10	.583	47-15	.758	6-4	L1
South Carolina	13-11	.542	44-16	.733	7-3	L1
Mississippi State	13-11	.542	39-19	.672	5-5	L1
LSU	12-12	.500	42-16	.724	5-5	L1
Alabama	12-12	.500	40-23	.635	5-5	L2
Ole Miss	**11-13**	**.458**	**41-19**	**.683**	**7-3**	**L1**
Georgia	7-16	.304	35-22	.614	6-4	W1
Kentucky	7-17	.292	31-28	.525	3-7	L1
Missouri	6-18	.250	25-31	.446	3-7	L1
Auburn	6-18	.250	35-24	.593	6-4	L1

PLAYER OF THE WEEK

Week 1: Nelia Peralta, Auburn & Ella Parker, Oklahoma
Week 2: Bri Ellis, Arkansas & Ella Parker, Oklahoma
Week 3: Danieca Coffey, LSU & Mya Perez, Texas A&M
Week 4: Reagan Walsh, Florida & Arianna Rodi, South Carolina
Week 5: Cassie Reasner, Kentucky & Danieca Coffey, LSU
Week 6: Gabbie Garcia, Oklahoma & Amari Harper, Texas A&M
Week 7: Ashton Maloney, Texas
Week 8: Mya Perez, Texas A&M
Week 9: Bri Ellis, Arkansas & KK Dement, Texas A&M
Week 10: Mia Williams, Florida & Ella Wesolowski, Mississippi State
Week 11: Kailey Wyckoff, Arkansas & Koko Wooley, Texas A&M
Week 12: Ailana Agbayani Oklahoma
Week 13: Katie Stewart, Texas

PITCHER OF THE WEEK

Week 1: Raelin Chaffin, Mississippi State
Week 2: Sam Landry, Oklahoma & Teagan Kavan, Texas
Week 3: Jori Heard, South Carolina
Week 4: **Aliyah Binford, Ole Miss**
Week 5: Teagan Kavan, Texas
Week 6: **Miali Guachino, Ole Miss** & Sam Landry, Oklahoma
Week 7: Sam Landry, Oklahoma
Week 8: Karlyn Pickens, Tennessee
Week 9: Karlyn Pickens, Tennessee & Teagan Kavan, Texas
Week 10: Catelyn Riley, Alabama & Karlyn Pickens, Tennessee
Week 11: Reis Beuerlein, Arkansas
Week 12: SJ Geurin, Auburn
Week 13: Emiley Kennedy, Texas A&M

FRESHMAN OF THE WEEK

Week 1: Taylor Shumaker, Florida & Jayden Heavener, LSU
Week 2: Jayden Heavener, LSU
Week 3: **Mackenzie Pickens, Ole Miss**
Week 4: Peyton Tanner, Tennessee & Sydney Lessentine, Texas A&M
Week 5: Taylor Shumaker, Florida & Gabbie Garcia, Oklahoma
Week 6: Tori Edwards, LSU
Week 7: Payton Burnham, Arkansas
Week 8: Ella McDowell, Arkansas & **Persy Llamas, Ole Miss**
Week 9: Ella McDowell, Arkansas & Gabbie Garcia, Oklahoma
Week 10: Audrey Vandagriff, Alabama
Week 11: Taylor Shumaker, Florida
Week 12: Ella McDowell, Arkansas & Nelly McEnroe-Marinas, Oklahoma
Week 13: Taylor Shumaker, Florida

RANKINGS ROUNDUP

	Preseason	1	2	3	4	5	6	7	8	9	10	11	12	13	14	15	Final
USA Today/NFCA	--	RV	RV	RV	25	22	20	19	19	19	17	16	17	18	17		
USA Softball/ESPN	RV	RV	RV	RV	25	21	20	21	20	19	20	20	19	21	21		
Softball America	--	--	--	--	--	16	14	19	15	17	20	19	20	21	21		
D1Softball	--	--	--	--	--	20	18	24	19	19	20	20	22	25	25		
NCAA RPI	--	--	--	--	16	18	18	23	23	22	21	21	21	21	20		

also made added history with 6 RBI in game one against No. 23 Georgia, matching the Ole Miss single game record.

FRESHMAN SENSATION

Persy Llamas has been a revelation in her first season in Oxford, from the moment she stepped on a field. From her very first collegiate at-bat, where she hit a pinch hit three-run home run to take the lead in a 3-2 win over No. 25 Clemson to a three-run blast to power the Rebels past No. 4 Florida in the SEC Tournament, Llamas ranks second on the Rebels in total RBI (53) and has proven to be a highly capable batter at first base.

In fact, her 53 RBI rank third on the Rebels all-time single season chart and are the most by a Rebel freshman in program history.

Clutch play from Llamas has continued in SEC play, as the freshman hit a go-ahead, solo home run to power the Rebels past Missouri in game two and clinch the series. As a result, Llamas was named the SEC's Co-Freshman of the Week on Apr. 1.

Llamas opened her collegiate career with 81 at-bats without a strikeout, good for the most by a Rebel since Hailey Lunderman in 2016 and remains one of the most difficult to strikeout in the nation.

MACK ATTACK

Freshman infielder Mackenzie Pickens recorded a breakout performance en route to SEC Freshman of the Week honors on Feb. 24. Pickens hit .600 over four games

THE LAST TIME...

Ole Miss	
Scored 15+ runs in a game	**April 17, 2025 at No. 23 Georgia (W, 20-11)**
Scored 20+ runs in a game	**April 17, 2025 at No. 23 Georgia (W, 20-11)**
Recorded 15+ hits in a game	**March 1, 2025 vs. Nicholls (15)**
Recorded 20+ hits in a game	March 11, 2015 vs. UAPB (21)
Drew 10 or more walks in a game	**April 17, 2025 at No. 23 Georgia (12)**
Stole seven or more bases in a game	February 19, 2020 vs. Mississippi Valley State (9)
Defeated a top-five ranked team	**May 23, 2025 vs. No. 4 Arkansas - NCAA Super Regional (W, 9-7)**
Defeated the No. 1 ranked team	**April 25, 2025 vs. No. 1 Tennessee (W, 3-2)**
Defeated a ranked opponent at home	**April 25, 2025 vs. No. 1 Tennessee (W, 3-2)**
Defeated a ranked opponent on the road	**May 3, 2025 at No. 18 Mississippi State (W, 6-4)**
Defeated ranked opponent at a neutral site	**May 23, 2025 vs. No. 4 Arkansas - NCAA Super Regional (W, 9-7)**
Won a run-rule game	**April 8, 2025 vs. UT Martin (W, 12-0 (5))**
Won an extra-inning game	**May 7, 2025 vs. No. 4 Florida - SEC Tournament Second Round (W, 6-3 (8))**
Lost an extra-inning game	**April 4, 2025 at No. 6 South Carolina (L, 0-1 (8))**
Came back in the 7th inning for a victory	May 7, 2023 vs. No. 14 Alabama (W, 5-4)
A Rebel	
Recorded 4+ hits in a game	**4, Taylor Malvin at No. 23 Georgia (4/17/25)**
Scored 4+ runs in a game	**4, Taylor Malvin vs. Miami (OH) (2/22/25)**
Drove in 5+ runs in a game	**6, Lexie Brady, at No. 23 Georgia (4/17/25)**
Hit 2+ home runs in a game	**2, Aliyah Binford, vs. No. 12 Arizona - NCAA Tournament (5/18/25)**
Hit a grand slam	**Ashton Lansdell & Lexie Brady at No. 23 Georgia (4/17/25)**
Hit back-to-back home runs	**Lexie Brady and Mackenzie Pickens vs. Nicholls (2/28/25)**
Hit back-to-back-to-back home runs	Brittany Finney, Alex Schneider, Abbey Latham vs. UT Martin (4/25/15)
Drew 4+ walks in a game	4, Autumn Gillespie at UAB (2/22/20)
Stole 3+ bases in a game	3, Jalia Lassiter vs. Memphis (3/28/23)
Had a walk-off home run	Grand Slam, Jamie Mackay vs. WKU (4/14/24)
Had a walk-off hit	RBI-single, Aynslie Furbush vs. Louisiana Tech (4/16/24)
Led off a game with a home run	Jalia Lassiter vs. Louisiana Tech (4/16/24)
Hit an inside-the-park home run	Jalia Lassiter at Kennesaw State (2/17/24)
Pitched a seven-inning complete-game shutout	**Brianna Lopez vs. Missouri - SEC Tournament First Round (5/6/25)**
Pitched an extra-inning complete-game shutout	8 innings, Anna Borgen vs. Auburn (4/23/20)
Pitched a perfect game	Carly Hummel vs. Utah State (3/3/14)
Pitched a combined no-hitter	Savannah Diederich, Brooke Vestal, Landyn Bruce vs. Tennessee State (4/5/22)
Pitched a solo no-hitter	**Miali Guachino (5 IP) vs. Samford (3/14/25)**
Pitched a seven-inning complete game one-hitter	**Aliyah Binford vs. Nicholls (2/28/25)**
Recorded 12+ strikeouts in a game	**14, Miali Guachino vs. North Alabama (2/21/25)**
Pitched 10+ innings in a game	10.0 innings, Molly Jacobsen vs. No. 6 Florida (3/29/19)

NATIONAL POLLS

USA Today/NFCA Coaches Top 25 Poll

(as of May 13, 2025)

Rank	Team	Record	Prev.
1	Texas A&M (27)	45-9	1
2	Oklahoma (4)	45-7	2
3	Texas	46-10	3
4	Arkansas	40-12	T-7
5	Florida State	46-9	6
6	Oregon	47-7	4
7	Tennessee	40-14	5
8	Florida	43-14	T-7
9	UCLA	49-10	9
10	Texas Tech	45-12	11
11	LSU	41-14	10
12	Arizona	45-11	12
13	Clemson	44-12	15
14	South Carolina	40-15	14
15	Virginia Tech	41-11	13
16	Stanford	40-11	16
17	**Ole Miss**	**37-17**	**18**
18	Mississippi State	37-16	17
19	Nebraska	39-13	19
20	Alabama	37-21	20
21	Duke	38-16	21
22	Ohio State	43-12-1	22
23	Grand Canyon	46-6	24
24	Oklahoma State	33-18	23
25	Virginia	37-17	25

Others Receiving Votes: Florida Atlantic (21), Michigan (18), Liberty (17), UCF (4), Georgia (1), North Florida (1), San Diego State (1).

USA Softball Top 25 Poll

(as of May 13, 2025)

Rank	Team	Record	Prev.
1	Texas A&M (21)	45-9	1
2	Oklahoma (4)	45-7	2
3	Arkansas	40-12	6
4	Texas	46-10	5
5	Florida	43-14	4
6	Tennessee	40-14	3
7	Florida State	46-9	8
8	LSU	41-14	9
9	UCLA	49-10	10
10	Texas Tech	45-12	11
11	Oregon	47-7	7
12	South Carolina	40-15	12
13	Clemson	44-12	T-14
14	Arizona	45-11	13
15	Virginia Tech	41-11	T-14
16	Alabama	37-21	16
17	Duke	38-16	20
18	Mississippi State	37-17	18
19	Stanford	40-11	17
20	Nebraska	39-13	19
21	**Ole Miss**	**37-17**	**21**
22	Ohio State	43-12-1	22
23	Oklahoma State	33-18	23
24	Grand Canyon	46-6	24
25	Michigan	38-18	RV

Others Receiving Votes: Virginia (23), Liberty (20), Georgia (10), Florida Atlantic (6), Auburn (4), Miami-OH (1), San Diego State (1), UCF (1)

at the Rocket City Softball Showcase, tallying a home run, a double, six RBI and two stolen bases.

The Flowery Branch, Ga., native has adjusted to the college game quickly, hitting .329 with eight home runs and 36 RBI, while becoming the first SEC Freshman of the Week from Ole Miss since Blaise Biringer in 2021.

Her biggest moment yet came during the second round of the SEC Tournament, when she blasted a three-run, go-ahead home run in the eighth inning to take down No. 4 Florida and advance to the quarterfinal. She added a two-run blast in the regional final game vs. No. 12 Arizona.

A STAR IS BORN

Freshman Miali Guachino has burst onto the scene as one of the top freshman pitchers in the nation and an early candidate for national freshman of the year. The Pala, Calif., native has wasted little time in becoming a star, as she broke the Rebels single-game strikeout record with 19 at Southern Miss, shattering the old record of 15. She followed that up with her first collegiate no-hitter against Samford and SEC Co-Pitcher of the Week honors on Mar. 18.

Guachino enters the NCAA Super Regional at 16-11 with a 3.44 ERA (146.2 IP) and has struck out 172 batters, which is fourth in the SEC and ranks 32nd in the nation. Guachino has tallied 11 complete games, six solo shutouts and has four performances with 10 or more strikeouts.

ALL EYES ON ALIYAH

Two-way star Aliyah Binford joins the Rebels for her final season of eligibility after a standout career in the circle and at the plate at Baylor and has generated talk since arriving in Oxford. Binford is hitting .330 with 13 doubles, three triples, 12 home runs, 55 RBI and slugging .618, while also holding a 10-3 record and 3.71 ERA through 26 appearances in the circle.

MISCELLANEOUS STATS (2025)

Multiple Hit Games	2	3	4	5+	Total
3 Persy Llamas	17	3	-	-	20
6 Jaden Pone	12	2	1	-	15
4 Aliyah Binford	9	6	-	-	15
24 Lair Beautae	12	1	-	-	13
1 Mackenzie Pickens	11	1	-	-	12
31 Lexie Brady	10	2	-	-	12
22 Taylor Malvin	5	2	1	-	8
26 Angelina DeLeon	6	-	-	-	6
20 Jamie Mackay	3	-	-	-	3
23 Taylor Roman	1	-	-	-	1
25 Tenly Grisham	1	-	-	-	1
5 Ashton Lansdell	1	-	-	-	1
TEAM	88	17	2	0	107

Multiple RBI Games	2	3	4	5+	Total
4 Aliyah Binford	10	7	1	-	18
3 Persy Llamas	8	4	2	-	14
31 Lexie Brady	5	3	1	2	11
1 Mackenzie Pickens	6	1	1	1	9
26 Angelina DeLeon	6	-	-	-	6
23 Taylor Roman	3	2	-	-	5
24 Lair Beautae	1	2	1	-	4
6 Jaden Pone	3	-	1	-	4
5 Ashton Lansdell	-	2	-	1	3
20 Jamie Mackay	1	-	-	-	1
12 Addison Duke	1	-	-	-	1
34 Rachel Connors	1	-	-	-	1
8 Tate Davis	1	-	-	-	1
TEAM	46	21	7	4	78

Hitting Streaks	Longest	Current
6 Jaden Pone	11	-
31 Lexie Brady	10	-
4 Aliyah Binford	8	-
3 Persy Llamas	8	-
1 Mackenzie Pickens	7	-
24 Lair Beautae	7	2
26 Angelina DeLeon	5	2
20 Jamie Mackay	5	-
22 Taylor Malvin	5	-
5 Ashton Lansdell	4	-
21 Grace Thompson	3	-
12 Addison Duke	3	-
23 Taylor Roman	2	2
28 Ryan Starr	2	-
34 Rachel Connors	2	-
25 Tenly Grisham	2	-
2 Taylor Strain	2	-
8 Tate Davis	1	-
10 Star Ferguson	1	-

Reached Base Streaks	Longest	Current
1 Mackenzie Pickens	14	3
22 Taylor Malvin	13	-
6 Jaden Pone	13	-
3 Persy Llamas	11	-
4 Aliyah Binford	10	-
31 Lexie Brady	10	-
24 Lair Beautae	9	2
5 Ashton Lansdell	6	-
26 Angelina DeLeon	6	2
20 Jamie Mackay	5	-
25 Tenly Grisham	4	-
34 Rachel Connors	3	-
2 Taylor Strain	3	-
28 Ryan Starr	3	3
23 Taylor Roman	3	2
21 Grace Thompson	3	-
12 Addison Duke	3	-
8 Tate Davis	1	-
10 Star Ferguson	1	-

REBELS IN THE SEC/NCAA (2025)

TEAM	VALUE	SEC	NCAA
Batting Average	.310	9	45
Doubles	82	9	47
Doubles Per Game	1.41	9	77
Earned Run Average	3.21	10	64
Fielding Percentage	.970	10	58
Hits	471	7	43
Home Runs	63	10	46
Home Runs Per Game	1.09	10	50
On Base Percentage	.398	11	46
RBI Per Game	5.36	10	50
Scoring	5.86	10	52
Slugging Percentage	.500	8	51
Stolen Bases Per Game	1.22	5	83
Strikeout-to-Walk Ratio	1.79	10	77
Total Runs	340	11	44
Triples	9	9	139
WHIP	1.45	12	85
Win-Loss Percentage	.690	9	39
Walks	180	14	76
ALIYAH BINFORD			
Complete Games	7	12	234
RBI	54	15	77
Saves	3	6	61
Total Bases	114	18	118
LEXIE BRADY			
Caught Stealing	9	2	102
Hit By Pitch	17	2	8
Home Runs	16	10	60
Slugging Percentage	.745	15	75
MIALI GUACHINO			
Complete Games	11	7	106
Games Started	28	2	36
Hits Per 7 IP	5.72	10	85
Innings Pitched	142.0	11	140
Pitching Appearances	37	7	75
Saves	3	6	61
Shutouts	6	1	11
Strikeouts	171	4	32
Strikeouts Per 7 IP	8.4	5	23
PERSY LLAMAS			
RBI	53	20	88
Toughest to Strike Out	19.1	4	90
BRIANNA LOPEZ			
Complete Games	6	14	281
Earned Run Average	2.65	14	128
Innings Pitched	124.1	16	228
Shutouts	3	12	104
Strikeouts	106	15	140
Strikeouts Per 7 IP	6.0	16	145
JADEN PONE			
Stolen Bases	17	10	140

HOME RUN TRACKER (2025)

Player	Date	Opp.	OB	Inn.	Outs	Score
Persy Llamas	2/6	#25 Clemson	2	4th	2	0-2
Angelina DeLeon	2/6	FAU	1	4th	1	0-2
Taylor Roman	2/7	Missouri State	2	1st	2	0-0
Ashton Lansdell	2/13	Southern Miss	0	3rd	0	0-0
Mackenzie Pickens	2/14	Sam Houston	3	2nd	0	0-0
Lexie Brady	2/14	Sam Houston	0	3rd	0	4-0
Jamie Mackay	2/14	Sam Houston	0	3rd	0	5-0
Jamie Mackay	2/16	Louisiana	1	6th	1	3-0
Persy Llamas	2/23	James Madison	2	1st	1	0-0
Mackenzie Pickens	2/23	Louisiana Tech	2	3rd	2	3-3
Lexie Brady	2/23	Louisiana Tech	0	6th	0	7-3
Aliyah Binford	2/26	McNeese	1	1st	1	0-0
Lexie Brady	2/28	Nicholls	2	6th	2	1-0
Mackenzie Pickens	2/28	Nicholls	0	6th	2	4-0
Lexie Brady	2/28	South Alabama	2	1st	2	0-0
Aliyah Binford	2/28	South Alabama	2	4th	1	7-1
Jaden Pone	3/1	Nicholls	3	1st	2	5-0
Lexie Brady	3/1	Nicholls	0	2nd	0	`9-0
Persy Llamas	3/2	South Alabama	2	1st	1	0-1
Angelina DeLeon	3/2	South Alabama	1	3rd	1	5-1
Persy Llamas	3/2	South Alabama	0	4th	0	7-4
Lexie Brady	3/7	#10 Arkansas	1	6th	0	2-1
Lexie Brady	3/8	#10 Arkansas	0	3rd	0	5-1
Lair Beautae	3/9	#10 Arkansas	1	3rd	0	1-8

NOTES CONTINUED

Her efforts in the circle have caught national attention and placed her in the Ole Miss record books after being named the SEC Pitcher of the Week on Mar. 3. Binford delivered back-to-back complete games that week, beginning with a one-hitter against Nicholls and ending the week with the program's first solo no-hitter since 2014 in a win over Murray State. Binford added her name to the record books again by setting the single season program record for RBI with 55.

A three-time NFCA All-Region and two-time All-Big 12 honoree, Binford recovered from a season-ending injury in 2023 to be named D1Softball's Comeback Player of the Year winner in 2024. Rebel fans will remember Binford's performance on the other side of the field in the 2024 NCAA Tournament as she threw a complete game, one-hitter in Baylor's win 3-1 over Ole Miss to open the regional.

Binford saw the awards pour in during the preseason, as she was named a Softball America Preseason Second Team All-American. Additionally, she was named to the prestigious USA Softball Collegiate Player of the Year Top-50 Watch List, becoming the first Rebel to do so since Kylan Becker in 2019. Further honors include being named as the top two-way player in the nation by D1Softball and as a top-50 player in the nation by both D1Softball and Softball America.

BACK FOR MORE

An incredibly steady pitcher down the stretch in 2024, Brianna Lopez is the lone returner in a remade rotation, where she will be called upon for a heavy workload this season. The Riverside, California native hit her stride in SEC play last season, maintaining a sub-2.00 ERA in the month of April and went on to pitch 4.2 innings of one run softball across two NCAA Tournament games in May.

This spring has been no different, as Lopez is 6-4 with a 3.04 ERA since the start of April over 19 appearances, tallying 67 strikeouts. Lopez recently threw 5.2 innings to secure an NCAA Regional win over No. 12 Arizona.

Lopez has consistently held batters around a .230 batting average and recorded four straight, 100 strikeout seasons behind her ability to change speed and will form a key one-two-three punch alongside Aliyah Binford and Miali Guachino.

CONSISTENCY IS KEY

A consistent hitter throughout her entire career, Jaden Pone enters her senior season having dramatically adjusted to SEC play and is poised for a big season. The North Carolina native didn't let the switch from the Big South to the SEC deter her, as the career .385 hitter has maintained her high-caliber contact ability by hitting .357 at Ole Miss. Pone has factored into a number of roles in 2025, having played in 227 games in her collegiate career. Pone even made noise in the power department,

HOME RUN TRACKER (CONTINUED)

Player	Date	Opp.	OB	Inn.	Outs	Score
Mackenzie Pickens	3/11	Western Kentucky	1	1st	2	2-0
Aliyah Binford	3/14	Samford	0	3rd	0	3-0
Lexie Brady	3/14	Samford	2	4th	1	7-0
Tate Davis	3/14	North Dakota State	1	5th	1	7-1
Aliyah Binford	3/16	Iowa State	2	6th	1	6-0
Lexie Brady	3/16	Iowa State	0	2nd	1	0-1
Aliyah Binford	3/16	Iowa State	1	3rd	0	2-1
Lexie Brady	3/22	Kentucky	1	4th	2	0-3
Lexie Brady	3/30	Missouri	0	2nd	1	0-1
Mackenzie Pickens	3/30	Missouri	0	3rd	1	1-1
Persy Llamas	3/30	Missouri	0	6th	0	2-2
Lexie Brady	3/31	Missouri	1	2nd	0	0-7
Angelina DeLeon	3/31	Missouri	1	2nd	2	2-7
Lexie Brady	4/8	UT Martin	0	1st	2	2-0
Lexie Brady	4/8	UT Martin	2	3rd	0	3-0
Lair Beautae	4/11	#6 Florida	2	4th	0	4-7
Aliyah Binford	4/13	#6 Florida	3	4th	2	1-0
Ashton Lansdell	4/13	#6 Florida	0	5th	1	5-0
Ashton Lansdell	4/17	#23 Georgia	3	3rd	0	2-8
Persy Llamas	4/17	#23 Georgia	1	4th	0	6-8
Lexie Brady	4/17	#23 Georgia	3	5th	0	9-8
Ashton Lansdell	4/18	#23 Georgia	2	4th	1	1-4
Ashton Lansdell	4/19	#23 Georgia	0	2nd	1	1-0
Aliyah Binford	5/1	#18 Mississippi State	0	4th	0	0-0
Mackenzie Pickens	5/3	#18 Mississippi State	1	3rd	1	2-2
Aliyah Binford	5/3	#18 Mississippi State	1	4th	1	4-2
Persy Llamas	5/7	#4 Florida	2	3rd	2	0-0
Mackenzie Pickens	5/7	#4 Florida	2	8th	2	3-3
Ashton Lansdell	5/16	#23 Grand Canyon	0	5th	0	0-3
Persy Llamas	5/17	#12 Arizona	2	1st	0	1-0
Angelina DeLeon	5/17	#12 Arizona	0	2nd	0	4-3
Persy Llamas	5/17	#12 Arizona	0	5th	2	5-7
Taylor Roman	5/17	#12 Arizona	2	5th	2	6-7
Lexie Brady	5/17	#12 Arizona	0	7th	1	9-7
Aliyah Binford	5/18	#12 Arizona	0	1st	2	0-4
Aliyah Binford	5/18	#12 Arizona	1	1st	1	0-0
Mackenzie Pickens	5/18	#12 Arizona	1	1st	2	2-0
Persy Llamas	5/18	#12 Arizona	0	3rd	0	4-2
Aliyah Binford	5/18	#12 Arizona	0	4th	2	6-3
Aliyah Binford	5/23	#4 Arkansas	0	1st	2	0-0
Ashton Lansdell	5/23	#4 Arkansas	1	3rd	2	5-3

MILESTONE TRACKER

ALIYAH BINFORD
Pitching:
Needs 16 more strikeouts for 500 in her career

LEXIE BRADY
Needs 7 more RBI to set Ole Miss single season record

ANGELINA DELEON
Needs 8 more hits for 100 in her career

ASHTON LANSDELL
Needs 3 more stolen bases for 50 in her career
Needs 5 more hits for 100 in her career

PERSY LLAMAS
Needs 2 more RBI to set Ole Miss single season record

BRIANNA LOPEZ
Needs 1 more win for 50 in her career

TAYLOR STRAIN
Needs 3 more RBI for 50 in her career

TEAM
Offense:
Needs 13 more hits to set Ole Miss single season record

NOTES CONTINUED

launching a grand slam in a win over Nicholls on Mar. 1. Pone continues to roll and is hitting .369 (31-for-84) with three RBI and nine stolen bases since April 1, as she's returned to the leadoff role.

FAB FRESHMEN

Eight of the 16 newcomers to Oxford are true freshmen, as the Rebels injected some youth into the program. Several of those freshman have already caught national attention, as four were named to Softball America's Freshman Watch List - pitchers Miali Guachino and Abby Herndon, two-way player Persy Llamas and infielder Mackenzie Pickens were all named to the list. Herndon was also named to D1Softball's Top-100 Freshman List.

The quartet is also joined by catcher Rachel Connors, infielder Tate Davis, outfielder Addison Duke and pitcher Graycen Jordan. As a unit the Rebel freshmen provide strong depth to the roster after standout high school careers.

It proved to be a dream season for the freshmen class, as Miali Guachino ranks 32nd in the nation and ranks fourth in the SEC in strikeouts (172), while Persy Llamas ranks second on the team with 53 RBI. Mackenzie Pickens has also shined, hitting .333 with 36 RBI, while Rachel Connors (3 RBI), Tate Davis (1 HR, 2 RBI) and Addison Duke (4 RBI) have added contributions. In fact, the Rebels have gotten 98 of their 320 RBI from freshmen this season (30.6 percent).

MEETING OF THE MINDS

Joining head coach Jamie Trachsel in 2025 are a highly accomplished trio of new coaches, who bring decades of championship experience to Oxford.

A longtime head coach at Missouri, Ehren Earleywine returns to the college game after reaching three Women's College World Series while in Columbia. Earleywine recorded nearly 600 wins over 14 seasons and helped develop countless All-American, All-Region and All-Conference student athletes.

One of the most successful and highly decorated pitchers in NCAA history, Nancy Evans joins as the team's pitching coach. Evans won three national championships in her playing career at the University of Arizona (1994-98) and still holds the NCAA record with a .939 career winning percentage (124-8 overall record). Last season, Evans served on staff at UIC as the Flames' pitching coach, where she helped UIC post a 3.43 team ERA, its best mark since 2018.

A brilliant recruiter and offensive mind, Bobby Buchanan joins the Rebels after a stint at Texas A&M, where he was the director of player development for their NCAA Super Regional squad.

DOWN GOES NO. 1

The Rebels recorded one of their biggest wins in the last decade on Apr. 25, as the Rebels took down No. 1 Tennessee, 3-2. The win was their first over the No. 1 team in the nation since an SEC Tournament win over No. 1 Florida in 2017 and was the first such victory of the Jamie Trachsel era. Mackenzie Pickens, Angelina DeLeon and Taylor Malvin each drove in a run in the second inning, while freshman sensation Miali Guachino outdueled Karlyn Pickens in the circle, going 5.2 innings and allowing just two runs on four hits to pick up the win. Brianna Lopez earned the save in relief.

A WEEKEND TO REMEMBER

The series win at No. 23 Georgia provided some historic moments, particularly in game one, as the Rebels opened with a thrilling, 20-11 win over the Bulldogs. Not only was it the most runs scored by the Rebels in SEC play since 2019 against Mississippi State, but it was also the most runs ever given up in a single game by the Bulldogs.

The two teams matched the most runs scored in an SEC game with 31, while Lexie Brady led the way with six RBI to tie the single game program record. Additionally, the Rebels matched a program record with 12 walks, which had been done three times, but was last accomplished in 2017 against Colgate.

Game one was also notable in that the Rebels recovered from an early 8-2 deficit, marking their largest comeback victory in SEC play under head coach Jamie Trachsel.

To make even more impressive, the 29 runs scored over the three game series win were the most runs scored by the Rebels in an SEC series since scoring 31 against Arkansas in 2014.

LANSDELL LANDS IN OXFORD

One of the newest members of the Rebels lineup is the sweet-swinging Ashton Lansdell, who joins the Rebels after two seasons at Florida International. Lansdell brings an interesting background to Oxford, as the senior began her collegiate career as a baseball player at Georgia Highlands College, where she was the first female to play baseball at the NJCAA level. Lansdell has had several eye-catching experiences, including competing in the 2019 MLB Home Run Derby X and spending this past summer as a member of the Savannah Bananas.

It's not the first time head coach Jamie Trachsel and the Rebels have added a player with a baseball background, as catcher

NOTES CONTINUED

Jamie Mackay competed alongside her on the United States Women's National Baseball Team in high school.

Lansdell has surged in recent weeks, hitting a home run in four consecutive games against No. 6 Florida and all three games at No. 23 Georgia. Lansdell had four of her five home runs and nine of her 12 RBI in the month of April.

The success continued in game one of the NCAA Tournament, as Lansdell sparked a rally with a solo home run and made a game-ending diving double play to defeat No. 23 Grand Canyon.

DEPEND ON THE VETS

A dependable starter over her first three seasons in Oxford, senior infielder Angelina DeLeon continues to play a large role across the diamond in 2025. DeLeon played and started in all 58 games last season and tallied a career-high 11 extra base hits and 21 RBI. The Valley Springs, Calif., native is the veteran of the 2025 infield, as she moves over to third base, where she plays a key defensive role on the left side of the infield.

DeLeon has showed her veteran accumen down the stretch by hitting .375 in the SEC Tournament, headlined by a critical, game-tying two RBI single against No. 3 Texas in the quarterfinal. Additionally, DeLeon has hit .375 over her last 11 games, dating back to the regular season including a home run vs. No. 12 Arizona in the NCAA Tournament.

NEW BLOOD

The Rebels feature a number of new faces in 2025, as the team welcomes 16 newcomers, compared to 10 returners, to the roster. Eight of the 16 are true freshmen, while the remaining half are transfers. Despite this, the Rebels still have an experienced lineup, with 11 seniors and several transfers with plenty of NCAA Tournament experience.

TRANSFER TO THE SIP

Ole Miss softball has continued to shine in the transfer portal entering the 2025 campaign, as eight transfers join the fold. Leading the way is two-time NFCA All-Region honoree Aliyah Binford (Baylor). Her former teammate, Taylor Strain (Baylor) joins her in Oxford, alongisde dyanmic hitters Lair Beautae (Houston) and Ashton Lansdell (FIU), slugger Taylor Roman (Louisiana), the speedy Star Ferguson (Texas A&M) and the reliable pitcher Alison Cooper (Wichita State). Promising pitcher Lilly Whitten (Missouri), will also see action in 2026 after joining as a winter transfer.

BUILDING LEADERS

Freshman Rachel Connors has been named a 2025 College Football Playoff (CFP) Foundation Class of Go Teach Tuition Giveaway Recipient. Connors was nominated by the university and will receive a $2,500 tuition grant in support of her pursuit of a degree in match education.

THE FUTURE IS NOW

One of the most exciting things fans and student-athletes have to look forward to in 2025 is the completion of the brand new softball stadium as part of Ole Miss' Champions. Now. Campaign. The old Ole Miss Softball Complex, which served as the Rebels' home field since 1998 and has seen one SEC Tournament, two NCAA Regionals and countless other memories, saw its final game ever as the Rebels walked off No. 14 Alabama with a four-spot in the bottom of the seventh inning on May 7, 2023. Just 23 days later, construction crews began demolition on the ballpark as part of a brand new $32 million facility upgrade. The Rebels played their first game in the completed stadium on Feb. 26, 2025, earning a 4-0 win over McNeese. The ribbon cutting for the new stadium was done on Friday, Apr. 11, 2025 prior to play against No. 6 Florida.

The Ole Miss Softball Stadium includes numerous fan amenities, upgraded grandstands, restrooms and concessions. The team will also benefit from enlarged bullpens, as well as improved team offices, locker rooms and storage.

STACKED SCHEDULE

The Rebels did not let national rankings define them in 2024, as they delivered several standout victories, particularly in SEC play. The Rebels took two of three games against both No. 2 LSU and No. 8 Arkansas, while also adding ranked wins over No. 17 Mississippi State and No. 25 Kentucky.

The ranked opportunities have been plentiful in 2025 as the Rebels have matched 2024 by going 15-13 in ranked matchups, downing No. 25 Clemson in the season opener, taking two of three games from No. 10 Arkansas during the SEC opening weekend, as well as games at then No. 6 South Carolina and vs. No. 6 Florida, followed by a series win over No. 23 Georgia and a series opening win over No. 1 Tennessee. To end the regular season, the Rebels took a game from No. 18 Mississippi State. From there, the Rebels took No. 4 Florida again, this time in the SEC Tournament Second Round. In the NCAA Tournament, the Rebels defeated No. 23 Grand Canyon on the opening day and ultimately took two of three games from No. 12 Arizona to win the Tucson Regional. The Rebels earned their third win over Arkansas on May 23 defeating the No. 4 Razorbacks for their first Super Regional win.

ALL-TIME RANKINGS WATCH

ETCHING THEIR PLACE

Several Rebels will begin their pursuit of etching their names in the Ole Miss record books this season as the 2025 campaign tees off.

Lexie Brady enters the regular season in fourth place in slugging and sixth place in on base percentage all-time at Ole Miss. It's not the only mark she will pursue in 2025, as she sits alone in fifth all-time in home runs (33) and eighth in walks.

Home Runs
1. 49 - DeDe Justice (2002-05)
2. 44 - Lauren Grill (2007-10)
3. 39 - Abbey Latham (2018-22)
4. 38 - Paige Smith (2020-24)
5. 33 - Lexie Brady (2022-Pres.)
6. 25 - Londen Ladner (2011-14)
7. 24 - Aynslie Furbush (2021-24)
8. 23 - Allison Brown (2012-15)
9. 21 - Autumn Gillespie (2018-21)
10. 18 - Jessica Puk (2018-2021)
18 - Brittany Finney (2017-19)
18 - Madi Osias (2013-16)
18 - Lauren Rowe (2005-08)

Runs Batted In
1. 167 - Abbey Latham (2018-22)
2. 162 - Paige Smith (2020-24)
3. 143 - Lauren Grill (2007-10)
4. 140 - Allison Brown (2012-15)
5. 133 - DeDe Justice (2002-05)
6. 121 - Londen Ladner (2011-14)
7. 116 - Miranda Strother (2014-17)
8. 107 - Lexie Brady (2022-Pres.)
9. 98 - Autumn Gillespie (2018-21)
98 - Heather Swinney (1997-00)

Slugging Percentage (Min. 250 At-Bats)
1. .669 - Lauren Grill (2007-10)
2. .632 - DeDe Justice (2002-05)
3. .607 - Lexie Brady (2022 - Pres.)
4. .536 - Abbey Latham (2018-22)
5. .515 - RT Cantillo (2011-14)
6. .506 - Allison Brown (2012-15)
7. .505 - Aynslie Furbush (2021-24)
8. .491 - Londen Ladner (2011-14)
9. .473 - Miranda Strother (2014-17)
10. .467 - Autumn Gillespie (2018-21)

Walks
1. 132 - Lauren Grill (2007-10)
2. 106 - DeDe Justice (2002-05)
3. 100 - RT Cantillo (2011-14)
4. 97 - Mikayla Allee (2019-23)
5. 95 - Londen Ladner (2011-14)
6. 79 - Paige Smith (2020-24)
7. 75 - Allison Brown (2012-15)
8. 71 - Lexie Brady (2022 - Pres.)
9. 70 - Abbey Latham (2018-22)
70 - Autumn Gillespie (2018-21)

On-Base Percentage (Min. 250 At-Bats)
1. .481 - RT Cantillo (2011-14)
2. .477 - Lauren Grill (2007-10)
3. .438 - Lexie Brady (2022 - Pres.)
4. .428 - Kylan Becker (2016-19)
5. .427 - Jaden Pone (2024 - Pres.)
6. .426 - DeDe Justice (2002-05)
7. .420 - Miranda Strother (2014-17)
8. .417 - Mikayla Allee (2019-23)
.417 - Londen Ladner (2011-14)
10. .415 - Elantra Cox (2015-18)

Brianna Lopez also sits just outside the top-10 all-time in ERA at Ole Miss, standing at 2.83 ERA.

Jaden Pone officially qualified for the all-time batting average and on-base percentage ranks at Ole Miss, passing 250 at-bats. She continues her push as one of the top contact hitters in program history.

Batting Average (Min. 250 At-Bats)
1. .374 - Elantra Cox (2015-18)
2. .365 - Lauren Grill (2007-10)
3. .364 - Kylan Becker (2016-19)
4..357 - Jaden Pone (2024 - Pres.)
5. .354 - RT Cantillo (2011-14)
6. .342 - Tate Whitley (2019-23)
7. .324 - Miranda Strother (2014-17)
8. .316 - DeDe Justice (2002-05)
9. .315 - Mary Jane Callahan (2004-07)
10. .313 - Allison Brown (2012-15)

JAMIE TRACHSEL

RUN DOWN

Head coach Jamie Trachsel enters her fifth season at the helm of the Ole Miss softball program heading into the 2025 season. In just four years in Oxford, she has guided the Rebels to four consecutive NCAA Regional appearances. In 2023, she became the fastest coach in Ole Miss Softball history to achieve her 100th victory, needing only 159 games to accomplish the feat.

The sixth head softball coach in Ole Miss history and the 2019 NFCA Great Lakes Region Coach of the Year, Trachsel has collected 11 conference regular-season and tournament championships, developed 48 all-conference honorees, and guided her teams to the NCAA Tournament in 11-of-13 seasons, including a trip to the 2019 Women's College World Series with the Golden Gophers.

2024 represented another strong campaign for the Rebels under Trachsel's leadership, as they played some of their best softball down the stretch. The Rebels recorded a 31-27 record and 7-17 mark in SEC play. The season began with a 9-1 start to notch the best start in program history through 10 games.

The Rebels solidified their NCAA tournament resume in conference play, as they earned their first conference win over No. 17 Mississippi State. The results only improved, as the Rebels promptly won both their highest-ranked victory under Trachsel and the highest-ranked series win in program history, with the Rebels taking two of three games from No. 2 LSU in Baton Rouge, La.

Over their final eight games against SEC opponents, the Rebels went 5-3, earning two wins over Auburn in Oxford, before taking two of three from No. 8 Arkansas in Fayetteville. The Rebels added another win over No. 25 Kentucky in the SEC Tournament for good measure. Their efforts helped the Rebels return to the NCAA Tournament, where they competed in the Lafayette Regional.

Despite playing the sixth toughest schedule in the nation in 2023, Trachsel's squad battled adversity and finished with a 32-28 record and an 8-16 mark in the SEC. The Rebels solidified their spot in the postseason after knocking off ranked opponents in conference play all season, earning a spot in the Salt Lake City Regional, where they went on to play in the Regional Final.

Ole Miss opened the season in Puerto Vallarta, Mexico, before returning stateside for three other non-conference tournaments, including two in Oxford. The Rebels began conference play where they would earn victories over No. 10 LSU, No. 19 Auburn, No. 15 Kentucky, No. 21 Texas A&M, No. 14 Florida and No. 14 Alabama, as well as take the series at Missouri. Trachsel also earned her 100th career victory at Ole Miss on April 9, becoming the fastest coach in program history to reach the milestone. Ole Miss earned a spot as the No. 11 seed in the SEC Tournament and went on to win its opening game for the second consecutive year. In the NCAA Tournament, the Rebels advanced to the Regional Final with a pair of wins over Baylor, including a shutout, but fell to No. 15 national seed and host Utah.

Freshman Jalia Lassiter earned NFCA All-South Region honors, grabbing a spot on the third team, while senior Tate Whitley was named to the SEC All-Defensive team. Whitley and senior Mya Stevenson also registered their 200th career hits nearly a week apart. Graduate transfer Savana Sikes tied for the team lead with 48 hits, while fifth-year senior Mikayla Allee put together the best offensive season of her career, posting a .288 average (third on the team) and 46 hits (18 more than her single-season high). The Rebels also saw success in the circle, with Aynslie Furbush and Catelyn Riley leading the way with nine and eight wins, respectively.

The 2022 campaign was one for the record books as Trachsel and Ole Miss got off to a blistering 21-4 start to the season, tied for the best record through 25 games in program history. The Rebels won 41 games on the year, the second most in a single season in school history. With a tough conference slate that featured three consecutive series against top-10 opponents, Ole Miss managed to pick up marquee wins over No. 9 Arkansas and No. 8 Kentucky. The Rebels got hot down the stretch, winning nine of their final 11 contests and taking series from No. 11 Tennessee and at No. 16 Georgia to close out the regular season and tie the program record with 38 regular season victories.

Ending the regular season with a 38-16 mark, Ole Miss cracked the top 25 in multiple polls and finished eighth in the SEC. The Rebels went on to win a game at the SEC Tournament for the first time since 2019 and secure the program's sixth straight NCAA Regional bid, earning the No. 2 seed in the Los Angeles Regional. Despite dropping the opening game of the regional, they climbed back into the regional final with wins over Grand Canyon and LMU before falling to No. 5 UCLA.

Following a standout season, three Rebel outfielders in Tate Whitley, Abbey Latham and Bre Roper each earned NFCA All-Region honors. Whitley led the SEC in hits with 74 during the regular season, while Latham became the program's all-time RBI leader in March. Roper shined as a graduate transfer, she ranked second on the team with a .364 batting average and 64 hits and 39 runs scored. Ole Miss also saw unparalleled success in the classroom, posting a 3.70 team GPA during the spring semester, the highest in program history.

Picked to finish dead last in the 2021 SEC Preseason Coaches Poll, Ole Miss exceeded all expectations in Trachsel's first campaign at the helm. The Rebs collected a 36-22 overall record, including a 12-12 mark in SEC play, good for an eighth place finish and the second most conference victories in program history. Ole Miss received its fifth-consecutive NCAA Tournament bid for its work, earning the No. 2 seed in the Tucson Regional. The Rebels made Oxford a fortress in Trachsel's inaugural season, posting a 24-3 home record, including the first-ever sweep of rival Mississippi State and a three-game sweep of No. 25 UCF.

Under Trachsel's guidance, four Rebels received SEC postseason honors, tied for the most in a single season in program history. Paige Smith was named to the newly minted SEC All-Newcomer Team, while rookies Blaise Biringer and Aynslie Furbush received a nod for the all-freshman squad. One of the most feared backstops in the country, Rebel catcher Autumn Gillespie was tabbed to the SEC All-Defense Team.

QUICK HITS

POSITION	HEAD COACH
HOME TOWN	DULUTH, MINN.
ALMA MATER	ST. CLOUD STATE, '01
CAREER RECORD	527-299-1 (15TH SEASON)
OLE MISS RECORD	181-115 (FIFTH SEASON)

In her three-year stint with the Golden Gophers, Trachsel took over a program on the rise and kept the ascent going to the upper echelon of the softball world. After finishing off her inaugural season in Minneapolis with 41 wins, a Big Ten Tournament title, an appearance in the NCAA Seattle Regional Final and four All-Big Ten and NFCA All-Region honorees, Trachsel helmed the Gophers to their most prolific season in history in 2019.

Playing arguably the nation's most challenging schedule, Minnesota racked up a 41-12 record during the regular season, setting the stage for a magical postseason run. The No. 8 national seeded Gophers ripped through the Regional and Super Regional rounds of the NCAA Tournament with five straight wins, including two apiece over SEC foes in No. 14 Georgia and No. 10 LSU. Minnesota then set sail for Oklahoma City, making its first trip to the Women's College World Series in the NCAA era.

Five Gophers were named to the All-Big Ten and NFCA All-Region squads, respectively, following Trachsel's second season at Minnesota, while Gopher ace Amber Fiser was named the Big Ten Pitcher of the Year and a First Team All-American.

Minnesota finished the season ranked No. 8 in both the

USA Today/NFCA Top-25 Coaches Poll and the ESPN.com/USA Softball Collegiate Top-25 Poll. The No. 8 ranking is the highest the Gophers have finished a season in either major poll. Minnesota also finished No. 7 in the NCAA RPI, which is not only the school's highest RPI to finish a season, but the highest at any point in program history. For their efforts, Trachsel and her staff were named the NFCA Great Lakes All-Region Coaching Staff of the Year.

Ranked in the top 10 in five different preseason polls heading into 2020, Trachsel and the Gophers hit the ground running once again. Minnesota collected a 15-9-1 record prior to the cancelation of the remainder of the spring season due to the coronavirus, including ranked wins over No. 5 Florida State and No. 19 Missouri. Sophomore slugger Natalie DenHartog was tabbed a Shortened Season All-American by Softball America.

The Gophers also made history in the classroom under Trachsel. Their spring 2019 semester GPA of 3.63 was the highest in program history, while eleven different players notched 2019 Academic All-Big Ten honors. In total, Trachsel's players have received 41 academic all-league honors.

Prior to taking over Minnesota, Trachsel spent one season in the Big XII as the head coach at Iowa State. She led the Cyclones to a fifth-place conference finish in 2017, garnering their highest league win total in eight years along with the best regular-season Big XII finish since 1994. Trachsel's squad also saw improvement in the circle, dropping its team era by nearly two runs per game to the lowest since 2010. Two Cyclones earned NFCA All-Region First Team honors in Kelsey McFarland and Sami Williams, the latter selected to the All-Big XII First Team as well, one of only three freshmen league-wide to earn that award.

Trachsel arrived in Ames following 14 seasons at North Dakota State, including the final six as co-head coach. In those half-dozen seasons, NDSU compiled a 221-109 overall record (.670), a 98-19 mark (.838) in the Summit League and advanced to NCAA Regional play five times. The Bison won their conference regular-season championship and the tournament championship five times each with Trachsel as co-head coach.

NDSU won at least 30 games – including a school-record 45 in 2015 when it climbed as high as 41st in the NCAA Percentage Ratings Index (RPI) – for 10 straight seasons. The Bison advanced to the NCAA Regionals in seven of Trachsel's final eight seasons in Fargo. In 2009, NDSU pulled a shocking upset, claiming the Norman Regional over perennial power Oklahoma.

Her tenure with NDSU began with two seasons (2002-04) as a graduate assistant, followed by three (2005-07) as an assistant coach, three (2008-10) as associate head coach and the last six (2011-16) as co-head coach.

During her stay in Fargo, Trachsel coached five All-Americans, 25 All-Region players and 59 All-Conference student athletes, including five Summit League Players of the Year and five Summit League Pitchers of the Year. The Minnesota native was also a part of staffs recognized as NFCA Midwest Region Coaching Staff of the Year twice in 2009 and 2015.

As a player, Trachsel competed for NCAA Division II program St. Cloud State in St. Cloud, Minnesota. She led the Huskies to three straight NCAA Division II tournament appearances and one conference title. Trachsel made the 1999 NCAA Division II All-Region Tournament Team and received All-Academic honors from the NFCA twice. SCSU won 127 games during her career.

As a prep athlete, Trachsel earned 17 letters across four sports at Duluth (Minn.) Central High School. She is also a nine-time national champion in racquetball (1988-93 and 2003-05).

Trachsel earned a bachelor's degree in sports management (minors in coaching and human relations) from St. Cloud State in 2001. She added a Master of Education degree in athletics administration from North Dakota State in 2006.

YEAR-BY-YEAR RECORD

Year	School	W-L	Conf.	Postseason
2011	NDSU	30-27	17-7	NCAA Regionals
2012	NDSU	38-22	18-6	NCAA Regionals
2013	NDSU	33-16	17-1	Summit Tournament
2014	NDSU	36-18	13-3	NCAA Regionals
2015	NDSU	45-11	16-2	NCAA Regionals
2016	NDSU	39-15	17-0	NCAA Regionals
2017	Iowa State	23-35	6-12	Big XI Tournament
2018	Minnesota	41-17	17-4	NCAA Regionals
2019	Minnesota	46-14	20-2	WCWS
2020	Minnesota	15-9-1	0-0	Season Canceled
2021	Ole Miss	36-22	12-12	NCAA Regionals
2022	Ole Miss	41-19	12-12	NCAA Regionals
2023	Ole Miss	32-28	8-16	NCAA Regionals
2024	Ole Miss	31-27	7-17	NCAA Regionals
2025	Ole Miss	41-19	11-13	NCAA Supers
Total	**14 Seasons**	**527-299-1**	**191-107**	

PATH TO OLE MISS

Ole Miss Head Coach	2021-
Minnesota Head Coach	2018-20
Iowa State Head Coach	2017
North Dakota State Co-Head Coach	2011-16
North Dakota State Associate Head Coach	2008-10
North Dakota State Assistant Coach	2005-07
North Dakota State Graduate Assistant	2002-04

00 LILLY WHITTEN

JR | RHP | TUNAS, MO. | SKYLINE | MISSOURI

SEASON HIGHS

- **Innings Pitched:** --
- **Strikeouts:** --
- **Fewest Runs*:** --
- **Most Runs:** --
- **Fewest Hits*:** --
- **Most Hits:** --
- **Fewest Walks*:** --
- **Most Walks:** --

* - Minimum 5 innings pitched

CAREER HIGHS

- **Innings Pitched:** 6.0, 2x, MR vs. SIU Edwardsville (4/17/24)
- **Strikeouts:** 8 vs. South Dakota State (2/17/24)
- **Fewest Runs*:** 1, 3x, MR vs. SIU Edwardsville (4/17/24)
- **Most Runs:** 2 at Tennessee (3/16/24)
- **Fewest Hits*:** 2 vs. SIU Edwardsville (4/17/24)
- **Most Hits:** 6 vs. South Dakota State (2/17/24)
- **Fewest Walks*:** 1, 2x, MR vs. SIU Edwardsville (4/17/24)
- **Most Walks:** 3 vs. South Dakota State (2/17/24)

* - Minimum 5 innings pitched

RUN DOWN

WHITTEN'S CAREER STATS

Year	ERA	W	L	App	GS	CG	SHO	CBO	SV	IP	H	R	ER	BB	SO	2B	3B	HR	BF	B/Avg	WP	HBP	SFA	SHA
2023	---	--	--	--	--	--	--	--	--	---	--	--	--	--	--	--	--	--	--	---	--	--	--	--
2024	1.18	5	0	11	3	0	0	1	0	29.2	24	7	5	9	27	5	2	1	123	.212	3	1	0	0
2025	---	--	--	--	--	--	--	--	--	---	--	--	--	--	--	--	--	--	--	---	--	--	--	--
TOTAL	**1.18**	**5**	**0**	**11**	**3**	**0**	**0**	**1**	**0**	**29.2**	**24**	**7**	**5**	**9**	**27**	**5**	**2**	**1**	**123**	**.212**	**3**	**1**	**0**	**0**

1 MACKENZIE PICKENS

FR | INF | FLOWERY BRANCH, GA. | BUFORD

SEASON HIGHS

- **Runs:** 2, 7x, MR vs. Arkansas (5/23/25)
- **Hits:** 3, vs. Louisiana Tech (2/23/25)
- **Doubles:** 1, 10x, MR vs. Arkansas (5/23/25)
- **Triples:** --
- **Home Runs:** 1, 8x, MR vs. Arizona (5/18/25)
- **RBI:** 5, vs. Louisiana Tech (2/23/25)
- **Total Bases:** 7, vs. Louisiana Tech (2/23/25)
- **Walks:** 2, 2x, MR at Georgia (4/17/25)
- **Stolen Bases:** 2, 3x, MR vs. Arkansas (5/23/25)

CAREER HIGHS

- **Runs:** 2, 7x, MR vs. Arkansas (5/23/25)
- **Hits:** 3, vs. Louisiana Tech (2/23/25)
- **Doubles:** 1, 10x, MR vs. Arkansas (5/23/25)
- **Triples:** --
- **Home Runs:** 1, 8x, MR vs. Arizona (5/18/25)
- **RBI:** 5, vs. Louisiana Tech (2/23/25)
- **Total Bases:** 7, vs. Louisiana Tech (2/23/25)
- **Walks:** 2, 2x, MR at Georgia (4/17/25)
- **Stolen Bases:** 2, 3x, MR vs. Arkansas (5/23/25)

RUN DOWN

Date	Opponent	Pos	AB	R	H	RBI	2B	3B	HR	BB	SB	CS	HBP	SAC	SF	GDP	K	PO	A	E	Avg
Feb 06	vs Clemson	*2b	3	1	0	0	0	0	0	0	0	0	0	0	0	0	0	3	1	0	.000
Feb 06	at Florida Atlantic	*2b	3	0	1	1	0	0	0	1	0	0	0	0	0	0	0	0	2	0	.167
Feb 07	vs Wisconsin	*2b	4	1	2	0	0	0	0	0	2	0	0	0	0	0	0	2	2	1	.300
Feb 07	vs Missouri State	*2b	2	0	1	0	0	0	0	0	0	0	0	0	0	0	0	1	2	0	.333
Feb 08	vs Kansas	3b	0	0	0	0	0	0	0	0	0	0	0	0	0	0	0	0	2	0	.333
Feb 13	at Southern Miss	*2b	4	0	0	0	0	0	0	0	0	0	0	0	0	0	1	1	0	0	.250
Feb 14	vs Sam Houston	*2b	2	2	1	4	0	0	1	1	0	0	0	0	0	0	0	1	1	0	.278
Feb 14	at Louisiana	*2b	5	0	1	1	0	0	0	0	0	0	0	0	0	0	0	4	3	0	.261
Feb 15	vs Central Arkansas	*2b	3	1	2	2	0	0	0	0	0	0	0	0	0	0	0	0	0	0	.308
Feb 16	vs NIU	*2b	4	1	1	0	0	0	0	0	0	0	0	0	0	0	0	0	1	0	.300
Feb 16	at Louisiana	*2b	3	0	0	0	0	0	0	0	0	0	0	0	0	0	0	2	0	0	.273
Feb 21	vs North Alabama	*2b	2	0	1	0	0	0	0	1	0	0	0	0	0	0	0	0	2	0	.286
Feb 22	vs Miami	*2b	2	0	1	1	0	0	0	0	0	0	1	0	0	0	0	0	1	0	.297
Feb 23	vs James Madison	*2b	3	1	1	0	0	0	0	0	2	0	0	0	0	0	0	3	0	0	.300
Feb 23	vs Louisiana Tech	*2b	3	1	3	5	1	0	1	0	0	0	0	0	0	0	0	3	1	0	.349
Feb 26	MCNEESE	*2b	3	1	2	0	1	0	0	0	0	0	0	0	0	0	1	3	1	0	.370
Feb 28	NICHOLLS	*2b	3	1	1	1	0	0	1	0	0	0	0	0	0	0	0	1	0	0	.367
Feb 28	SOUTH ALABAMA	*2b	3	0	0	0	0	0	0	0	0	0	0	0	0	0	2	1	1	0	.346
Mar 01	MURRAY STATE	*2b	3	0	1	0	1	0	0	0	0	0	0	0	0	0	1	0	1	0	.345
Mar 01	NICHOLLS	*2b	0	0	0	1	0	0	0	0	0	0	0	0	1	0	0	0	1	0	.345
Mar 02	SOUTH ALABAMA	*2b	3	2	1	2	1	0	0	0	1	0	1	0	0	0	0	3	0	0	.345
Mar 07	ARKANSAS	*2b	2	2	1	0	0	0	0	1	1	0	0	0	0	0	0	1	1	0	.350
Mar 08	ARKANSAS	*2b	3	1	2	1	0	0	0	1	0	0	0	0	0	0	0	0	4	0	.365
Mar 09	ARKANSAS	*2b	1	0	0	0	0	0	0	1	0	0	0	0	0	1	0	0	1	0	.359
Mar 11	at WKU	*2b	1	1	1	2	0	0	1	0	0	0	0	0	0	0	0	1	0	0	.369
Mar 14	SAMFORD	*2b	2	1	2	0	0	0	0	1	1	0	0	0	0	0	0	1	0	0	.388
Mar 14	NORTH DAKOTA STA	*2b	1	2	1	2	1	0	0	1	0	0	0	0	1	0	0	0	3	0	.397
Mar 16	IOWA STATE-1	*2b	3	2	2	0	0	0	0	0	0	0	0	0	0	0	1	0	0	0	.408
Mar 16	IOWA STATE-2	*2b	3	1	1	0	0	0	0	0	0	0	0	0	0	0	1	1	2	0	.405
Mar 21	at Kentucky	*2b	4	1	1	0	0	0	0	0	0	0	0	0	0	0	0	4	0	0	.397
Mar 22	at Kentucky	*2b	3	1	1	0	0	0	0	0	1	0	0	0	0	0	0	1	0	0	.395
Mar 23	at Kentucky	*2b	3	0	0	0	0	0	0	0	0	0	1	0	0	0	0	5	0	0	.381
Mar 30	MISSOURI-1	*2b	2	0	0	0	0	0	0	1	0	0	0	0	0	0	0	2	1	0	.372
Mar 30	MISSOURI-2	*2b	4	1	1	1	0	0	1	0	0	0	0	0	0	0	0	1	2	0	.367
Mar 31	MISSOURI	*2b	4	0	0	0	0	0	0	0	0	0	0	0	0	0	0	2	0	0	.351
Apr 04	at South Carolina	*2b	3	0	2	0	0	0	0	0	0	0	0	0	0	0	0	0	0	0	.361
Apr 05	at South Carolina	*2b	2	0	0	0	0	0	0	1	0	0	0	0	0	0	0	2	1	0	.354
Apr 06	at South Carolina	*2b	3	0	2	1	0	0	0	0	0	0	0	0	0	0	0	2	0	0	.363
Apr 08	UT MARTIN	*2b	2	1	0	1	0	0	0	1	0	0	0	0	0	0	1	0	0	1	.356
Apr 11	FLORIDA	*2b	3	0	0	0	0	0	0	1	0	0	0	0	0	0	0	4	1	0	.346
Apr 12	FLORIDA	*2b	2	0	0	0	0	0	0	1	0	0	0	0	0	0	0	0	0	0	.339
Apr 13	FLORIDA	*2b	2	1	1	0	0	0	0	2	1	0	0	0	0	0	0	1	3	1	.342
Apr 17	at Georgia	*2b	4	1	1	0	0	0	0	2	1	0	0	0	0	0	0	3	3	0	.339
Apr 18	at Georgia	*2b	3	1	1	0	0	0	0	0	0	1	0	0	0	0	0	0	1	0	.339
Apr 19	at Georgia	*2b	4	0	1	0	0	0	0	0	0	0	0	0	0	0	1	2	1	2	.336
Apr 25	TENNESSEE	*2b	3	1	1	1	0	0	0	0	0	0	0	0	0	0	1	0	3	0	.336
Apr 26	TENNESSEE	*2b	3	0	1	0	1	0	0	0	0	0	0	0	0	0	1	1	0	0	.336
Apr 27	TENNESSEE	*2b	2	0	0	0	0	0	0	1	0	0	0	0	0	0	0	1	0	0	.331
May 01	at Mississippi State	*2b	3	0	1	0	1	0	0	0	0	0	0	0	0	0	1	0	2	0	.331
May 02	at Mississippi State	*2b	3	0	0	0	0	0	0	0	0	0	0	0	0	0	0	3	1	0	.324
May 03	at Mississippi State	*2b	3	2	2	2	0	0	1	1	0	0	0	0	0	0	0	1	1	0	.331
May 06	vs Missouri	*2b	2	0	1	0	0	0	0	0	0	0	0	0	0	0	0	1	0	0	.333
May 07	vs Florida	*2b	4	1	1	3	0	0	1	0	0	0	0	0	0	0	0	0	0	0	.331
May 08	vs Texas	*2b	4	0	1	1	0	0	0	0	0	0	0	0	0	0	1	5	0	1	.329
May 16	vs Grand Canyon	*2b	2	0	0	0	0	0	0	0	0	0	1	0	0	1	0	2	0	1	.325
May 17	at Arizona	*2b	3	1	1	0	1	0	0	0	0	0	1	0	0	0	0	3	2	0	.325
May 18	vs Arizona	*2b	2	0	0	0	0	0	0	0	0	0	0	0	0	0	0	1	0	0	.321
May 18	at Arizona-2	*2b	3	1	2	2	1	0	1	0	0	0	1	0	0	0	0	0	0	0	.327
May 23	at Arkansas	*2b	3	2	2	1	1	0	0	1	2	0	0	0	0	0	0	2	1	0	.333
May 24	at Arkansas	*2b	2	0	0	0	0	0	0	1	0	0	0	0	0	0	1	0	1	1	.329
Totals		59gs	164	37	54	36	10	0	8	21	12	1	6	0	2	2	14	81	57	8	.329

PICKENS' CAREER STATS

Year	Avg.	GP	GS	AB	R	H	2B	3B	HR	RBI	TB	SLG%	BB	HBP	SO	GDP	OB%	SF	SH	SB	ATT	PO	A	E	FLD%
2025	.329	60	59	164	37	54	10	0	8	36	88	.537	21	6	14	2	.420	2	0	12	13	81	57	8	.945
TOTAL	**.329**	**60**	**59**	**164**	**37**	**54**	**10**	**0**	**8**	**36**	**88**	**.537**	**21**	**6**	**14**	**2**	**.420**	**2**	**0**	**12**	**13**	**81**	**57**	**8**	**.945**

2 TAYLOR STRAIN

SR | OF | ROBINSON, TEXAS | ROBINSON | BAYLOR

SEASON HIGHS

- **Runs:** 1, 13x, MR vs. Texas (5/8/25)
- **Hits:** 1, 4x, MR vs. Murray State (3/1/25)
- **Doubles:** 1, vs. Missouri State (2/7/25)
- **Triples:** --
- **Home Runs:** --
- **RBI:** 1, vs. Kansas (2/8/25)
- **Total Bases:** 2, vs. Missouri State (2/7/25)
- **Walks:** 1, 3x, MR at Western Kentucky (3/11/25)
- **Stolen Bases:** 1, 3x, MR at Georgia (4/19/25)

CAREER HIGHS

- **Runs:** 3 at Texas (5/7/22)
- **Hits:** 3, 4x, MR vs. Morgan State (2) (3/2/24)
- **Doubles:** 1, 22x, MR vs. Missouri State (2/7/25)
- **Triples:** --
- **Home Runs:** 1 vs. Texas (5/6/22)
- **RBI:** 3, 3x, MR vs. Minnesota (2/26/23)
- **Total Bases:** 5, vs. Texas (5/6/22)
- **Walks:** 2, 3x, MR at BYU (2) (4/25/24)
- **Stolen Bases:** 2, 2x, MR at UTSA (4/9/24)

RUN DOWN

Date	Opponent	Pos	AB	R	H	RBI	2B	3B	HR	BB	SB	CS	HBP	SAC	SF	GDP	K	PO	A	E	Avg
Feb 06	at Florida Atlantic	pr	0	1	0	0	0	0	0	0	0	0	0	0	0	0	0	0	0	0	.000
Feb 07	vs Wisconsin	ph	1	0	0	0	0	0	0	0	0	0	0	0	0	0	0	0	0	0	.000
Feb 07	vs Missouri State	ph/of	1	1	1	0	1	0	0	0	0	0	0	0	0	0	0	0	0	0	.500
Feb 08	vs Kansas	*of	2	0	0	1	0	0	0	1	0	0	0	0	0	0	0	1	0	0	.250
Feb 13	at Southern Miss	pr	0	0	0	0	0	0	0	0	1	0	0	0	0	0	0	0	0	0	.250
Feb 14	vs Sam Houston	of	1	0	0	0	0	0	0	0	0	0	0	0	0	0	0	1	0	0	.200
Feb 14	at Louisiana	pr	0	0	0	0	0	0	0	0	0	0	0	0	0	0	0	0	0	0	.200
Feb 15	vs Central Arkansas	ph/of	1	0	1	0	0	0	0	0	0	0	0	0	0	0	0	0	0	0	.333
Feb 16	vs NIU	pr/dh	2	1	1	0	0	0	0	0	0	0	0	0	0	0	0	0	0	0	.375
Feb 22	vs Miami	*of	2	1	0	0	0	0	0	1	0	0	0	0	0	0	0	0	0	0	.300
Feb 23	vs Louisiana Tech	pr/of	2	1	0	0	0	0	0	0	0	0	0	0	0	0	0	0	0	0	.250
Feb 28	NICHOLLS	pr	0	0	0	0	0	0	0	0	0	0	0	0	0	0	0	0	0	0	.250
Feb 28	SOUTH ALABAMA	pr/of	0	0	0	0	0	0	0	0	0	0	0	0	0	0	0	0	0	0	.250
Mar 01	MURRAY STATE	*of	2	0	1	0	0	0	0	0	0	0	0	0	0	0	0	0	0	0	.286
Mar 09	ARKANSAS	of	1	0	0	0	0	0	0	0	0	0	0	0	0	0	0	0	0	0	.267
Mar 11	at WKU	of/of	1	1	0	0	0	0	0	1	0	0	0	0	0	0	0	3	1	0	.250
Mar 14	SAMFORD	pr	0	1	0	0	0	0	0	0	0	0	0	0	0	0	0	0	0	0	.250
Mar 14	NORTH DAKOTA STA	ph	1	0	0	0	0	0	0	0	0	0	0	0	0	0	0	0	0	0	.235
Mar 16	IOWA STATE-2	pr	0	0	0	0	0	0	0	0	1	0	0	0	0	0	0	0	0	0	.235
Mar 21	at Kentucky	pr	0	0	0	0	0	0	0	0	0	0	0	0	0	0	0	0	0	0	.235
Mar 22	at Kentucky	pr	0	1	0	0	0	0	0	0	0	0	0	0	0	0	0	0	0	0	.235
Mar 23	at Kentucky	pr	0	0	0	0	0	0	0	0	0	0	0	0	0	0	0	0	0	0	.235
Mar 30	MISSOURI-1	pr	0	0	0	0	0	0	0	0	0	0	0	0	0	0	0	0	0	0	.235
Mar 30	MISSOURI-2	pr	0	1	0	0	0	0	0	0	0	0	0	0	0	0	0	0	0	0	.235
Apr 04	at South Carolina	pr	0	0	0	0	0	0	0	0	0	0	0	0	0	0	0	0	0	0	.235
Apr 05	at South Carolina	pr	0	0	0	0	0	0	0	0	0	0	0	0	0	0	0	0	0	0	.235
Apr 08	UT MARTIN	pr	0	0	0	0	0	0	0	0	0	0	0	0	0	0	0	0	0	0	.235
Apr 11	FLORIDA	pr	0	0	0	0	0	0	0	0	0	0	0	0	0	0	0	0	0	0	.235
Apr 12	FLORIDA	pr	0	0	0	0	0	0	0	0	0	0	0	0	0	0	0	0	0	0	.235
Apr 17	at Georgia	pr	0	1	0	0	0	0	0	0	0	0	0	0	0	0	0	0	0	0	.235
Apr 18	at Georgia	pr	0	0	0	0	0	0	0	0	0	0	0	0	0	0	0	0	0	0	.235
Apr 19	at Georgia	pr	0	1	0	0	0	0	0	0	1	0	0	0	0	0	0	0	0	0	.235
Apr 25	TENNESSEE	pr	0	0	0	0	0	0	0	0	0	0	0	0	0	0	0	0	0	0	.235
Apr 26	TENNESSEE	pr	0	0	0	0	0	0	0	0	0	0	0	0	0	0	0	0	0	0	.235
May 06	vs Missouri	pr	0	0	0	0	0	0	0	0	0	0	0	0	0	0	0	0	0	0	.235
May 07	vs Florida	pr	0	1	0	0	0	0	0	0	0	0	0	0	0	0	0	0	0	0	.235
May 08	vs Texas	pr/of	0	1	0	0	0	0	0	0	0	0	0	0	0	0	0	0	0	0	.235
May 16	vs Grand Canyon	pr	0	0	0	0	0	0	0	0	0	0	0	0	0	0	0	0	0	0	.235
May 18	at Arizona-2	pr	0	0	0	0	0	0	0	0	0	0	0	0	0	0	0	0	0	0	.235
Totals		3gs	17	13	4	1	1	0	0	3	3	0	0	0	0	0	0	5	1	0	.235

On base pct. .350 • Slugging pct. .294

STRAIN'S CAREER STATS

Year	Avg.	GP	GS	AB	R	H	2B	3B	HR	RBI	TB	SLG%	BB	HBP	SO	GDP	OB%	SF	SH	SB	ATT	PO	A	E	FLD%
2022	.299	45	42	117	17	35	7	0	1	21	45	.385	5	0	23	0	.323	2	9	4	5	61	1	0	1.000
2023	.228	46	36	101	17	23	3	0	0	14	26	.247	7	1	22	0	.284	0	3	6	6	54	1	1	.982
2024	.299	53	52	137	25	41	11	0	0	11	52	.380	10	2	24	0	.353	1	2	7	10	51	2	1	.981
2025	.235	39	3	17	13	4	1	0	0	1	5	.294	3	0	0	0	.350	0	0	3	3	5	1	0	1.000
TOTAL	**.277**	**183**	**133**	**372**	**72**	**103**	**22**	**0**	**1**	**47**	**128**	**.344**	**25**	**3**	**69**	**0**	**.325**	**3**	**14**	**20**	**24**	**171**	**5**	**2**	**.989**

3 PERSY LLAMAS

FR | LHP/UT | EASTVALE, CALIF. | ELEANOR ROOSEVELT

SEASON HIGHS

- **Runs:** 2, 4x, MR vs. Arizona (5/17/25)
- **Hits:** 3, 3x, MR vs. Arizona (5/17/25)
- **Doubles:** 1, 10x, MR vs. Missouri (5/6/25)
- **Triples:** --
- **Home Runs:** 2, 2x, MR vs. Arizona (5/17/25)
- **RBI:** 4, 2x, MR vs. Arizona (5/17/25)
- **Total Bases:** 9, vs. Arizona (5/17/25)
- **Walks:** 2, 2x, MR vs. Grand Canyon (5/16/25)
- **Stolen Bases:** --

CAREER HIGHS

- **Runs:** 2, 4x, MR vs. Arizona (5/17/25)
- **Hits:** 3, 3x, MR vs. Arizona (5/17/25)
- **Doubles:** 1, 10x, MR vs. Missouri (5/6/25)
- **Triples:** --
- **Home Runs:** 2, 2x, MR vs. Arizona (5/17/25)
- **RBI:** 4, 2x, MR vs. Arizona (5/17/25)
- **Total Bases:** 9, vs. Arizona (5/17/25)
- **Walks:** 2, 2x, MR vs. Grand Canyon (5/16/25)
- **Stolen Bases:** --

RUN DOWN

Date	Opponent	Pos	AB	R	H	RBI	2B	3B	HR	BB	SB	CS	HBP	SAC	SF	GDP	K	PO	A	E	Avg
Feb 06	vs Clemson	ph	1	1	1	3	0	0	1	0	0	0	0	0	0	0	0	0	0	0	1.000
Feb 06	at Florida Atlantic	*1b	4	0	2	1	0	0	0	0	0	0	0	0	0	0	0	9	0	0	.600
Feb 07	vs Wisconsin	*1b	2	0	0	1	0	0	0	1	0	0	0	0	1	0	0	1	1	0	.429
Feb 07	vs Missouri State	*1b	3	1	3	2	1	0	0	0	0	0	0	0	0	0	0	6	0	0	.600
Feb 08	vs Kansas	*1b	3	0	1	1	0	0	0	0	0	0	0	0	0	0	0	8	1	0	.538
Feb 13	at Southern Miss	*1b	4	0	1	0	0	0	0	0	0	0	1	0	0	0	0	3	1	0	.471
Feb 14	vs Sam Houston	*1b	3	0	2	1	0	0	0	0	0	0	0	0	0	0	0	3	0	0	.500
Feb 14	at Louisiana	*1b	4	1	2	1	0	0	0	0	0	0	0	0	1	0	0	14	1	1	.500
Feb 15	vs Central Arkansas	*1b	3	1	2	1	0	0	0	0	0	0	0	0	0	0	0	3	0	0	.519
Feb 16	vs NIU	*1b	3	1	1	0	1	0	0	1	0	0	0	0	0	0	0	8	0	0	.500
Feb 16	at Louisiana	*1b	4	0	1	1	1	0	0	0	0	0	0	0	0	0	0	4	1	0	.471
Feb 21	vs North Alabama	*1b	4	0	0	0	0	0	0	0	0	0	0	0	0	0	0	2	0	0	.421
Feb 22	vs Miami	*1b	2	0	0	2	0	0	0	1	0	0	0	0	1	0	0	6	0	1	.400
Feb 23	vs James Madison	*1b	2	2	1	3	0	0	1	1	0	0	0	0	0	0	0	4	0	0	.405
Feb 23	vs Louisiana Tech	*1b	2	1	0	0	0	0	0	0	0	0	1	0	0	0	0	2	0	0	.386
Feb 26	MCNEESE	*1b	2	0	0	0	0	0	0	1	0	0	0	0	0	0	0	3	0	0	.370
Feb 28	NICHOLLS	*1b	1	1	1	0	0	0	0	1	0	0	1	0	0	0	0	17	0	0	.383
Feb 28	SOUTH ALABAMA	*1b	2	1	1	2	0	0	0	1	0	0	0	0	0	0	0	5	0	0	.388
Mar 01	MURRAY STATE	*1b	1	0	0	0	0	0	0	2	0	0	0	0	0	0	0	10	0	0	.380
Mar 01	NICHOLLS	*1b	2	0	0	0	0	0	0	0	0	0	0	0	0	0	0	3	0	0	.365
Mar 02	SOUTH ALABAMA	*1b	3	2	2	4	0	0	2	1	0	0	0	0	0	0	0	5	0	0	.382
Mar 07	ARKANSAS	*1b	3	0	2	3	1	0	0	0	0	0	1	0	0	0	0	6	0	0	.397
Mar 08	ARKANSAS	*1b	3	0	0	1	0	0	0	0	0	0	0	0	1	1	0	9	0	0	.377
Mar 09	ARKANSAS	*1b	2	0	1	0	0	0	0	0	0	0	0	0	0	0	0	2	1	0	.381
Mar 11	at WKU	*1b	4	1	1	2	0	0	0	0	0	0	0	0	0	0	0	7	0	1	.373
Mar 14	SAMFORD	*1b	2	0	1	2	0	0	0	1	0	0	0	0	0	0	0	2	0	0	.377
Mar 14	NORTH DAKOTA STA	*1b	2	0	1	0	1	0	0	1	0	0	0	0	0	0	0	7	0	0	.380
Mar 16	IOWA STATE-1	*1b	3	1	2	1	0	0	0	0	0	0	0	0	0	0	0	5	0	0	.392
Mar 16	IOWA STATE-2	*1b	4	0	0	0	0	0	0	0	0	0	0	0	0	0	0	9	1	0	.372
Mar 21	at Kentucky	*1b	5	0	2	1	1	0	0	0	0	0	0	0	0	0	1	6	0	0	.373
Mar 22	at Kentucky	*1b	4	1	1	0	0	0	0	0	0	0	0	0	0	0	0	8	1	0	.368
Mar 23	at Kentucky	*1b	3	0	1	1	0	0	0	1	0	0	0	0	0	0	1	4	1	0	.367
Mar 30	MISSOURI-1	*1b	3	0	0	0	0	0	0	0	0	0	0	0	0	0	0	1	0	0	.355
Mar 30	MISSOURI-2	*1b	3	1	2	1	0	0	1	0	0	0	0	0	0	0	0	12	0	0	.365
Mar 31	MISSOURI	*1b	2	1	2	0	0	0	0	1	0	0	1	0	0	0	0	6	1	1	.378
Apr 04	at South Carolina	*1b	4	0	1	0	0	0	0	0	0	0	0	0	0	0	2	7	0	0	.373
Apr 05	at South Carolina	*1b	3	1	0	0	0	0	0	0	0	0	0	0	0	0	1	7	0	0	.362
Apr 06	at South Carolina	*1b	3	0	1	0	1	0	0	0	0	0	0	0	0	0	0	2	0	0	.361
Apr 08	UT MARTIN	*1b	3	1	2	1	0	0	0	0	0	0	0	0	0	0	0	2	0	0	.369
Apr 11	FLORIDA	*1b	4	0	3	2	0	0	0	0	0	0	0	0	0	0	0	4	0	0	.383
Apr 12	FLORIDA	*1b	4	0	0	0	0	0	0	0	0	0	0	0	0	1	0	11	1	0	.370
Apr 13	FLORIDA	*1b	3	0	1	1	0	0	0	0	0	0	1	0	0	0	0	8	0	0	.369
Apr 17	at Georgia	*1b	4	2	2	2	0	0	1	1	0	0	1	0	0	0	0	7	0	0	.373
Apr 18	at Georgia	*1b	3	0	0	0	0	0	0	0	0	0	0	0	0	0	0	10	0	0	.364
Apr 19	at Georgia	*1b	3	0	2	2	1	0	0	1	0	0	0	0	0	0	0	4	0	0	.371
Apr 25	TENNESSEE	*1b	2	0	0	0	0	0	0	0	0	0	1	0	0	0	1	7	0	0	.366
Apr 26	TENNESSEE	*1b	3	0	2	0	0	0	0	0	0	0	0	0	0	0	0	3	0	0	.372
Apr 27	TENNESSEE	*1b	4	0	2	0	1	0	0	0	0	0	0	0	0	0	1	8	0	0	.376
May 01	at Mississippi State	*1b	3	0	1	0	0	0	0	0	0	0	0	0	0	0	1	9	0	0	.375
May 02	at Mississippi State	*1b	2	0	0	0	0	0	0	1	0	0	0	0	0	0	1	3	0	0	.370
May 03	at Mississippi State	*1b	3	0	0	0	0	0	0	0	0	0	0	0	0	0	0	9	0	0	.362
May 06	vs Missouri	*1b	3	0	2	1	1	0	0	0	0	0	0	0	0	0	0	5	0	0	.368
May 07	vs Florida	*1b	4	1	1	3	0	0	1	0	0	0	0	0	0	0	0	7	0	0	.365
May 08	vs Texas	*1b	4	0	2	1	0	0	0	0	0	0	0	0	0	0	0	5	1	0	.369
May 16	vs Grand Canyon	*1b	2	0	0	0	0	0	0	2	0	0	0	0	0	0	0	9	1	0	.364
May 17	at Arizona	*1b	4	2	3	4	0	0	2	0	0	0	0	0	0	0	0	7	1	0	.373
May 18	vs Arizona	*1b	2	0	1	0	0	0	0	0	0	0	0	0	0	0	0	6	0	0	.375
May 18	at Arizona-2	*1b	4	1	1	1	0	0	1	0	0	0	0	0	0	0	0	6	0	0	.372
May 23	at Arkansas	*1b	4	0	0	0	0	0	0	0	0	0	0	0	0	0	0	3	0	0	.364
May 24	at Arkansas	*1b	3	0	0	0	0	0	0	0	0	0	0	0	0	0	0	7	0	0	.358
Totals		59gs	179	25	64	53	10	0	10	19	0	0	8	0	4	2	9	356	14	4	.358

LLAMAS' CAREER STATS

Year	Avg.	GP	GS	AB	R	H	2B	3B	HR	RBI	TB	SLG%	BB	HBP	SO	GDP	OB%	SF	SH	SB	ATT	PO	A	E	FLD%
2025	.358	60	59	179	25	64	10	0	10	53	104	.581	19	8	9	2	.433	4	0	0	0	356	14	4	.989
TOTAL	**.358**	**60**	**59**	**179**	**25**	**64**	**10**	**0**	**10**	**53**	**104**	**.581**	**19**	**8**	**9**	**2**	**.433**	**4**	**0**	**0**	**0**	**356**	**14**	**4**	**.989**

3 PERSY LLAMAS

FR | LHP/UT | EASTVALE, CALIF. | ELEANOR ROOSEVELT

SEASON HIGHS

- **Innings Pitched:** --
- **Strikeouts:** --
- **Fewest Runs*:** --
- **Most Runs:** --
- **Fewest Hits*:** --
- **Most Hits:** --
- **Fewest Walks*:** --
- **Most Walks:** --

* - Minimum 5 innings pitched

CAREER HIGHS

- **Innings Pitched:** --
- **Strikeouts:** --
- **Fewest Runs*:** --
- **Most Runs:** --
- **Fewest Hits*:** --
- **Most Hits:** --
- **Fewest Walks*:** --
- **Most Walks:** --

* - Minimum 5 innings pitched

RUN DOWN

LLAMAS' CAREER STATS

Year	ERA	W	L	App	GS	CG	SHO	CBO	SV	IP	H	R	ER	BB	SO	2B	3B	HR	BF	B/Avg	WP	HBP	SFA	SHA
2025	---	--	--	--	--	--	--	--	--	---	--	--	--	--	--	--	--	--	--	---	--	--	--	--
TOTAL	**---**	**--**	**--**	**--**	**--**	**--**	**--**	**--**	**--**	**---**	**--**	**--**	**--**	**--**	**--**	**--**	**--**	**--**	**--**	**---**	**--**	**--**	**--**	**--**

4 ALIYAH BINFORD

SR | RHP/INF | NEW BRAUNFELS, TEXAS | NEW BRAUNFELS CANYON | BAYLOR

SEASON HIGHS

- **Runs:** 3, 3x, MR at Georgia (4/17/25)
- **Hits:** 3, 6x, MR vs. Grand Canyon (5/16/25)
- **Doubles:** 1, 13x, MR vs. Grand Canyon (5/16/25)
- **Triples:** 2, vs. Kansas (2/8/25)
- **Home Runs:** 2, vs. Arizona (5/18/25)
- **RBI:** 4, vs. Florida (4/13/25)
- **Total Bases:** 8, vs. Arizona (5/18/25)
- **Walks:** 3, vs. Florida (5/7/25)
- **Stolen Bases:** 1, 3x, MR at Western Kentucky (3/11/25)

CAREER HIGHS

- **Runs:** 3, 3x, MR at Georgia (4/17/25)
- **Hits:** 3, 16x, MR vs. Grand Canyon (5/16/25)
- **Doubles:** 2, 3x, MR vs. Sam Houston (4/16/22)
- **Triples:** 2, vs. Kansas (2/8/25)
- **Home Runs:** 2, 2x, MR vs. Arizona (5/18/25)
- **RBI:** 6, vs. Kansas (4/30/21)
- **Total Bases:** 9, vs. Kansas (4/30/21)
- **Walks:** 3, vs. Florida (5/7/25)
- **Stolen Bases:** 2, 4x, MR vs. UCF (2) (4/21/24)

RUN DOWN

Date	Opponent	Pos	AB	R	H	RBI	2B	3B	HR	BB	SB	CS	HBP	SAC	SF	GDP	K	PO	A	E	Avg
Feb 06	vs Clemson	*p/3b	3	0	1	0	0	0	0	0	0	0	0	0	0	0	1	1	2	0	.333
Feb 06	at Florida Atlantic	*3b	4	0	0	0	0	0	0	0	0	0	0	0	0	0	1	2	1	0	.143
Feb 07	vs Wisconsin	*3b/p	3	0	1	2	0	1	0	0	0	0	0	0	1	0	1	0	0	0	.200
Feb 08	vs Kansas	*3b/p	3	0	2	2	0	2	0	0	0	0	0	0	0	0	0	1	2	0	.308
Feb 13	at Southern Miss	*3b	5	0	2	0	1	0	0	0	0	0	0	0	0	0	0	1	1	1	.333
Feb 14	vs Sam Houston	*3b	3	0	1	2	0	0	0	0	0	0	0	0	0	0	0	0	0	0	.333
Feb 14	at Louisiana	*p	4	1	3	2	1	0	0	0	0	0	0	0	1	0	0	0	3	0	.400
Feb 15	vs Central Arkansas	*3b	3	3	3	1	1	0	0	0	0	0	0	0	0	0	0	1	0	0	.464
Feb 16	vs NIU	*3b	4	0	1	2	1	0	0	0	0	0	0	0	0	0	1	1	4	0	.438
Feb 16	at Louisiana	*3b	3	0	2	1	1	0	0	1	0	0	0	0	0	0	0	1	1	0	.457
Feb 21	vs North Alabama	*3b	3	0	0	0	0	0	0	1	0	0	0	0	0	0	0	1	0	0	.421
Feb 22	vs Miami	*p	4	0	3	2	1	0	0	0	0	0	0	0	0	0	0	0	3	0	.452
Feb 23	vs James Madison	*3b	4	0	0	0	0	0	0	0	0	0	0	0	0	0	1	3	1	0	.413
Feb 23	vs Louisiana Tech	*3b	3	1	0	0	0	0	0	1	0	0	0	0	0	0	0	2	0	2	.388
Feb 26	MCNEESE	*3b	3	1	1	2	0	0	1	0	0	0	0	0	0	1	0	0	1	0	.385
Feb 28	NICHOLLS	*p	3	1	1	0	0	0	0	0	0	0	0	0	0	0	0	0	4	0	.382
Feb 28	SOUTH ALABAMA	*3b	2	2	1	3	0	0	1	1	1	0	0	0	0	0	0	1	0	0	.386
Mar 01	MURRAY STATE	*p	3	0	0	0	0	0	0	0	0	0	0	0	0	0	1	0	2	0	.367
Mar 01	NICHOLLS	*3b	2	1	2	0	0	0	0	0	0	0	0	0	0	0	0	0	0	0	.387
Mar 02	SOUTH ALABAMA	*3b/ph	4	0	0	1	0	0	0	0	0	0	0	0	1	0	0	0	2	1	.364
Mar 07	ARKANSAS	*3b/ss	4	0	1	0	0	0	0	0	1	0	0	0	0	0	1	1	2	0	.357
Mar 08	ARKANSAS	*p	3	0	2	3	0	0	0	1	0	0	0	0	0	0	1	0	1	0	.370
Mar 09	ARKANSAS	*3b	2	0	0	0	0	0	0	0	0	0	0	0	0	0	0	1	0	2	.360
Mar 11	at WKU	*p	3	1	0	0	0	0	0	0	1	0	0	0	0	0	0	0	0	0	.346
Mar 14	SAMFORD	*dh	3	3	3	2	1	0	1	0	0	0	0	0	0	0	0	0	0	0	.370
Mar 14	NORTH DAKOTA STA	*dh	3	0	1	0	0	0	0	0	0	0	0	0	0	0	0	0	0	0	.369
Mar 16	IOWA STATE-1	*3b/ss	4	1	1	3	0	0	1	0	0	0	0	0	0	0	0	0	0	0	.364
Mar 16	IOWA STATE-2	*p	4	1	1	3	0	0	1	0	0	0	0	0	0	0	0	0	0	0	.359
Mar 21	at Kentucky	*dh	4	1	1	0	0	0	0	1	0	0	0	0	0	0	1	0	0	0	.354
Mar 22	at Kentucky	*p/dh	4	0	0	0	0	0	0	0	0	0	0	0	0	0	1	0	2	0	.340
Mar 23	at Kentucky	*dh/p	4	1	1	0	1	0	0	0	0	0	0	0	0	0	1	0	0	0	.337
Mar 30	MISSOURI-1	*dh	3	0	1	1	0	0	0	0	0	0	0	0	0	0	0	0	0	0	.336
Mar 30	MISSOURI-2	*p	3	0	1	0	1	0	0	0	0	0	0	0	0	0	0	0	1	0	.336
Mar 31	MISSOURI	*dh	4	0	3	1	0	0	0	0	0	0	0	0	0	0	0	0	0	0	.351
Apr 04	at South Carolina	*dh	3	0	1	0	0	0	0	0	0	0	0	1	0	0	0	0	0	0	.350
Apr 05	at South Carolina	*p	3	0	1	0	1	0	0	0	0	0	0	0	0	0	1	1	2	0	.350
Apr 06	at South Carolina	*dh/p	3	0	0	0	0	0	0	0	0	0	0	0	0	0	0	0	1	0	.341
Apr 08	UT MARTIN	*dh	1	1	1	2	0	0	0	1	0	0	0	0	1	0	0	0	0	0	.347
Apr 11	FLORIDA	*dh	4	0	1	1	0	0	0	0	0	0	0	0	0	0	0	0	0	0	.344
Apr 12	FLORIDA	*p	3	1	1	0	1	0	0	0	0	0	0	0	0	0	0	0	6	0	.344
Apr 13	FLORIDA	*dh	3	1	2	4	0	0	1	0	0	0	1	0	0	0	1	0	0	0	.351
Apr 17	at Georgia	*dh/p	5	3	2	3	1	0	0	1	0	0	0	0	0	0	0	0	1	0	.353
Apr 18	at Georgia	*p/ph	3	0	1	0	0	0	0	0	0	0	1	0	0	0	1	0	1	0	.352
Apr 19	at Georgia	*dh/3b	4	0	0	0	0	0	0	0	0	0	0	0	0	0	1	2	0	0	.342
Apr 25	TENNESSEE	*dh	3	0	0	0	0	0	0	0	0	0	0	0	0	0	2	0	0	0	.336
Apr 26	TENNESSEE	*dh	3	0	1	0	0	0	0	0	0	0	0	0	0	0	0	0	0	0	.336
Apr 27	TENNESSEE	*dh	4	0	0	0	0	0	0	0	0	0	0	0	0	0	0	0	0	0	.327
May 01	at Mississippi State	*dh/p	3	1	1	1	0	0	1	0	0	0	0	0	0	0	1	0	1	0	.327
May 02	at Mississippi State	*dh/p	3	0	1	0	0	0	0	0	0	0	0	0	0	0	1	0	0	0	.327
May 03	at Mississippi State	*dh	2	1	1	2	0	0	1	1	0	0	1	0	0	0	0	0	0	0	.329
May 06	vs Missouri	*dh	3	0	0	0	0	0	0	0	0	0	0	0	0	0	1	0	0	0	.323
May 07	vs Florida	*dh/p	1	1	0	0	0	0	0	3	0	0	0	0	0	0	0	0	0	0	.321
May 08	vs Texas	*dh/p	3	1	0	0	0	0	0	1	0	0	0	0	0	0	1	0	1	0	.316
May 16	vs Grand Canyon	*dh/p	4	1	3	3	1	0	0	0	0	0	0	0	0	0	0	0	0	0	.326
May 17	at Arizona	*dh/p	4	1	1	1	0	0	0	0	0	0	0	0	0	0	0	1	1	0	.324
May 18	vs Arizona	*dh/p	2	1	2	1	0	0	1	0	0	0	0	0	0	0	0	0	2	0	.331
May 18	at Arizona-2	*dh	4	2	2	3	0	0	2	0	0	0	0	0	0	0	0	0	0	0	.335
May 23	at Arkansas	*dh/p	3	2	1	1	0	0	1	1	0	0	0	0	0	0	0	0	1	0	.335
May 24	at Arkansas	*dh	3	0	0	0	0	0	0	0	0	0	0	0	0	0	1	0	0	0	.330
Totals		59gs	191	35	63	55	13	3	12	14	3	0	3	1	4	1	22	21	50	6	.330

BINFORD'S CAREER STATS

Year	Avg.	GP	GS	AB	R	H	2B	3B	HR	RBI	TB	SLG%	BB	HBP	SO	GDP	OB%	SF	SH	SB	ATT	PO	A	E	FLD%
2020	.271	24	24	70	7	19	5	0	5	14	39	.557	2	0	9	0	.292	0	0	0	0	19	41	3	.952
2021	.284	46	46	141	18	40	9	0	5	28	64	.454	7	2	27	0	.322	2	0	2	2	35	72	8	.930
2022	.316	54	54	155	25	49	15	0	5	26	79	.510	18	0	26	1	.383	2	0	10	12	38	114	11	.933
2023	.440	11	11	25	5	11	1	1	1	7	17	.680	1	0	2	0	.444	1	2	3	3	5	15	3	.880
2024	.272	52	47	125	15	34	7	0	3	21	50	.400	6	2	25	0	.316	0	2	6	7	13	61	1	.987
2025	.330	59	59	191	35	63	13	3	12	55	114	.618	14	3	22	1	.377	4	1	3	3	21	50	6	.922
TOTAL	**.306**	**246**	**241**	**707**	**105**	**216**	**50**	**4**	**31**	**151**	**363**	**.519**	**48**	**7**	**111**	**2**	**.351**	**9**	**5**	**24**	**27**	**131**	**353**	**32**	**.938**

4 ALIYAH BINFORD

SR | RHP/INF | NEW BRAUNFELS, TEXAS | NEW BRAUNFELS CANYON | BAYLOR

SEASON HIGHS

- **Innings Pitched:** 7.0, 7x, MR vs. Florida (4/12/25)
- **Strikeouts:** 8, 2x, MR vs. Murray State (3/1/25)
- **Fewest Runs*:** 0, 2x, MR vs. Murray State (3/1/25)
- **Most Runs:** 14, vs. Florida (4/12/25)
- **Fewest Hits*:** 0, vs. Murray State (3/1/25)
- **Most Hits:** 13, vs. Florida (4/12/25)
- **Fewest Walks*:** 0, 2x, MR vs. Nicholls (2/28/25)
- **Most Walks:** 6, at South Carolina (4/5/25)

* - Minimum 5 innings pitched

CAREER HIGHS

- **Innings Pitched:** 7.0, 26x, MR vs. Florida (4/12/25)
- **Strikeouts:** 11, 4x, MR vs. Iowa State (3/29/24)
- **Fewest Runs*:** 0, 12x, MR vs. Murray State (3/1/25)
- **Most Runs:** 14, vs. Florida (4/12/25)
- **Fewest Hits*:** 0, vs. Murray State (3/1/25)
- **Most Hits:** 13, 2x, MR vs. Florida (4/12/25)
- **Fewest Walks*:** 0, 6x, MR vs. Nicholls (2/28/25)
- **Most Walks:** 6, 2x, MR at South Carolina (4/5/25)

* - Minimum 5 innings pitched

RUN DOWN

Date	Opponent	GS	IP	H	R	ER	BB	SO	2B	3B	HR	WP	BK	HBP	IBB	Score	W-L	Sv	ERA	NP
Feb 06	vs Clemson	*	3.1	5	2	2	1	0	0	0	1	0	0	0	0	3-2	0-0	0	4.20	48
Feb 07	vs Wisconsin		2.0	4	0	0	0	4	0	0	0	0	0	0	0	7-1	0-0	0	2.62	37
Feb 08	vs Kansas		2.0	1	0	0	2	3	0	0	0	0	0	1	0	5-3	0-0	1	1.91	39
Feb 14	at Louisiana	*	6.0	7	3	3	2	1	0	0	0	1	0	0	0	5-6	0-0	1	2.62	108
Feb 22	vs Miami	*	7.0	6	1	1	0	8	1	0	1	1	0	0	0	7-1	1-0	1	2.07	107
Feb 28	NICHOLLS	*	7.0	1	0	0	0	2	0	0	0	1	0	0	0	5-0	2-0	1	1.54	84
Mar 01	MURRAY STATE	*	7.0	0	0	0	3	8	0	0	0	1	0	0	0	1-0	3-0	1	1.22	90
Mar 08	ARKANSAS	*	7.0	9	3	3	5	7	2	1	1	0	0	0	0	9-3	4-0	1	1.52	139
Mar 11	at WKU	*	3.0	3	3	3	1	4	0	0	1	0	0	0	0	9-5	4-0	1	1.89	67
Mar 16	IOWA STATE-2	*	6.0	7	6	4	2	6	2	0	0	1	0	0	0	8-6	5-0	1	2.23	123
Mar 22	at Kentucky	*	5.0	6	3	3	2	4	2	0	0	0	0	0	0	6-4	6-0	1	2.40	85
Mar 23	at Kentucky		1.0	2	1	1	0	0	0	0	0	0	0	0	0	2-4	6-0	1	2.49	16
Mar 30	MISSOURI-2	*	7.0	8	3	3	3	4	1	0	3	0	0	1	0	5-3	7-0	1	2.54	120
Apr 05	at South Carolina	*	7.0	7	1	1	6	4	0	0	0	0	0	0	0	2-1	8-0	1	2.39	119
Apr 06	at South Carolina		1.0	0	0	0	1	0	0	0	0	0	0	0	0	2-4	8-0	1	2.36	12
Apr 12	FLORIDA	*	7.0	13	14	10	5	4	4	0	3	1	0	3	0	3-14	8-1	1	3.04	157
Apr 17	at Georgia		2.0	2	1	1	1	2	0	0	1	1	0	0	0	20-11	8-1	2	3.05	33
Apr 18	at Georgia	*	4.1	8	6	6	1	1	1	0	2	0	0	1	0	4-6	8-2	2	3.39	85
May 01	at Mississippi State		2.0	2	2	2	1	0	1	0	1	0	0	0	0	1-3	8-3	2	3.47	42
May 02	at Mississippi State		1.0	1	0	0	0	1	0	0	0	0	0	0	0	0-3	8-3	2	3.43	15
May 07	vs Florida		3.2	6	2	2	2	2	0	0	2	0	0	1	0	6-3	9-3	2	3.45	70
May 08	vs Texas		4.0	4	2	2	3	3	1	0	1	0	0	0	0	6-7	9-3	2	3.45	76
May 16	vs Grand Canyon		0.2	0	0	0	0	0	0	0	0	0	0	0	0	7-4	9-3	3	3.43	6
May 17	at Arizona		3.0	5	4	3	3	1	2	0	0	2	0	0	0	10-8	10-3	3	3.54	73
May 18	vs Arizona		5.0	8	6	6	2	4	1	1	1	0	0	2	0	1-10	10-3	3	3.77	89
May 23	at Arkansas		1.2	0	1	0	2	3	0	0	0	1	0	1	0	9-7	10-3	4	3.71	36
Totals		13	105.2	115	64	56	48	76	18	2	18	10	0	10	0	143-119	10-3	4	3.71	-

BINFORD'S CAREER STATS

Year	ERA	W	L	App	GS	CG	SHO	CBO	SV	IP	H	R	ER	BB	SO	2B	3B	HR	BF	B/Avg	WP	HBP	SHA	SFA
2020	2.42	7	0	11	4	3	0	0	2	43.1	36	16	15	16	36	5	2	2	187	.228	2	8	4	1
2021	4.53	5	5	19	6	1	1	1	1	55.2	61	45	36	30	41	8	0	6	265	.269	4	4	4	1
2022	2.50	13	6	31	18	7	3	3	1	137.0	101	64	49	39	156	19	1	5	572	.195	11	9	3	2
2023	4.00	2	0	6	3	0	0	1	1	21.0	16	14	12	12	21	2	0	4	93	.200	3	1	0	0
2024	3.23	13	12	31	23	12	2	1	2	153.2	141	82	71	74	154	12	2	14	677	.240	10	8	4	3
2025	3.71	10	3	26	13	7	2	0	4	105.2	115	64	56	48	76	18	2	18	484	.279	10	10	11	3
TOTAL	**3.24**	**50**	**26**	**124**	**67**	**30**	**8**	**6**	**11**	**516.1**	**470**	**285**	**239**	**219**	**484**	**64**	**7**	**49**	**2278**	**.237**	**40**	**40**	**26**	**10**

5 ASHTON LANSDELL

SR | INF | MARIETTA, GA. | WHEELER | FIU

SEASON HIGHS

- **Runs:** 2, 3x, MR vs. Arkansas (5/23/25)
- **Hits:** 2, at Georgia (4/17/25)
- **Doubles:** 1, 2x, MR at Louisiana (2/16/25)
- **Triples:** --
- **Home Runs:** 1, 7x, MR vs. Arkansas (5/23/25)
- **RBI:** 5, at Georgia (4/17/25)
- **Total Bases:** 5, at Georgia (4/17/25)
- **Walks:** 2, 2x, MR vs. Arkansas (5/23/25)
- **Stolen Bases:** 1, 7x, MR vs. Arkansas (5/23/25)

CAREER HIGHS

- **Runs:** 3, 2x, MR vs. Stony Brook (2) (3/4/23)
- **Hits:** 3, 5x, MR at New Mexico State (4/12/24)
- **Doubles:** 1, 12x, MR at Louisiana (2/16/25)
- **Triples:** 1, 2x, MR at New Mexico State (4/14/24)
- **Home Runs:** 1, 19x, MR vs. Arkansas (5/23/25)
- **RBI:** 6, vs. North Dakota (3/2/24)
- **Total Bases:** 7, 2x, MR at New Mexico State (4/14/24)
- **Walks:** 2, 8x, MR vs. Arkansas (5/23/25)
- **Stolen Bases:** 2, 7x, MR vs. Rutgers (2) (2/17/24)

RUN DOWN

Date	Opponent	Pos	AB	R	H	RBI	2B	3B	HR	BB	SB	CS	HBP	SAC	SF	GDP	K	PO	A	E	Avg
Feb 06	vs Clemson	*of	3	0	1	0	0	0	0	0	0	0	0	0	0	0	0	1	0	0	.333
Feb 06	at Florida Atlantic	*of	3	0	0	0	0	0	0	0	0	0	1	0	0	0	0	2	0	0	.167
Feb 07	vs Missouri State	*of	2	0	0	0	0	0	0	0	0	0	0	0	0	0	0	1	0	0	.125
Feb 13	at Southern Miss	*of	4	1	1	1	0	0	1	0	0	0	0	0	0	0	2	0	0	1	.167
Feb 14	vs Sam Houston	*of	1	2	1	0	0	0	0	1	1	0	0	0	0	0	0	1	0	0	.231
Feb 14	at Louisiana	*of	3	1	1	0	1	0	0	1	0	0	0	0	0	0	0	0	0	0	.250
Feb 15	vs Central Arkansas	*of	1	1	0	0	0	0	0	1	0	0	0	0	0	0	0	1	0	0	.235
Feb 16	vs NIU	*of/dh	2	0	1	0	0	0	0	1	0	0	0	0	0	0	0	0	0	0	.263
Feb 16	at Louisiana	*of	2	1	1	0	1	0	0	1	0	0	0	0	0	0	1	3	0	0	.286
Feb 21	vs North Alabama	*of	3	0	0	0	0	0	0	0	0	0	0	0	0	0	0	0	0	0	.250
Feb 23	vs Louisiana Tech	*of	3	0	0	0	0	0	0	0	0	0	0	0	0	0	3	0	0	0	.222
Feb 28	NICHOLLS	*of	2	0	0	0	0	0	0	0	0	0	0	0	0	0	0	2	0	0	.207
Mar 01	MURRAY STATE	pr	0	1	0	0	0	0	0	0	1	0	0	0	0	0	0	0	0	0	.207
Mar 07	ARKANSAS	pr	0	1	0	0	0	0	0	0	0	0	0	0	0	0	0	0	0	0	.207
Mar 08	ARKANSAS	pr	0	0	0	0	0	0	0	0	0	0	0	0	0	0	0	0	0	0	.207
Mar 09	ARKANSAS	ph/of	1	0	0	0	0	0	0	0	0	0	0	0	0	0	1	0	0	0	.200
Mar 11	at WKU	of	2	0	0	0	0	0	0	0	0	0	0	0	0	0	1	0	0	0	.188
Mar 16	IOWA STATE-1	pr	0	1	0	0	0	0	0	0	0	0	0	0	0	0	0	0	0	0	.188
Mar 16	IOWA STATE-2	*of	1	1	1	1	0	0	0	2	0	0	0	0	0	0	0	0	0	0	.212
Mar 22	at Kentucky	pr	0	1	0	0	0	0	0	0	1	0	0	0	0	0	0	0	0	0	.212
Apr 04	at South Carolina	ph/of	2	0	0	0	0	0	0	0	0	0	0	0	0	0	0	1	0	0	.200
Apr 05	at South Carolina	pr	0	1	0	0	0	0	0	0	0	0	0	0	0	0	0	0	0	0	.200
Apr 06	at South Carolina	ph	1	0	0	0	0	0	0	0	0	0	0	0	0	0	1	0	0	0	.194
Apr 11	FLORIDA	pr	0	0	0	0	0	0	0	0	0	0	0	0	0	0	0	0	0	0	.194
Apr 13	FLORIDA	ph/of	1	1	1	1	0	0	1	1	0	0	0	0	0	0	0	2	0	0	.216
Apr 17	at Georgia	*of	3	2	2	5	0	0	1	2	1	0	0	0	0	0	1	0	0	0	.250
Apr 18	at Georgia	*of	3	1	1	3	0	0	1	0	0	0	0	0	0	0	1	1	0	0	.256
Apr 19	at Georgia	*of	3	1	1	1	0	0	1	1	0	0	0	0	0	0	0	1	0	0	.261
Apr 25	TENNESSEE	*3b/of	2	0	0	0	0	0	0	0	0	0	0	0	0	0	2	0	1	0	.250
Apr 26	TENNESSEE	*3b	3	0	0	0	0	0	0	0	0	0	0	0	0	0	3	2	1	1	.235
Apr 27	TENNESSEE	*3b	1	0	0	0	0	0	0	1	1	0	0	0	0	0	1	2	4	0	.231
May 01	at Mississippi State	*3b	3	0	0	0	0	0	0	0	1	0	0	0	0	0	1	3	2	0	.218
May 02	at Mississippi State	*3b	3	0	0	0	0	0	0	0	0	0	0	0	0	0	1	1	3	0	.207
May 03	at Mississippi State	*3b	3	1	1	0	0	0	0	1	0	1	0	0	0	0	0	0	0	0	.213
May 06	vs Missouri	*3b	2	0	1	0	0	0	0	0	0	0	0	0	0	0	0	0	2	0	.222
May 07	vs Florida	*3b	3	0	0	0	0	0	0	1	0	0	0	0	0	0	1	1	3	0	.212
May 08	vs Texas	*3b	3	0	0	0	0	0	0	0	0	0	0	0	0	0	2	1	5	0	.203
May 16	vs Grand Canyon	*3b	3	1	1	1	0	0	1	0	0	0	0	0	0	0	1	4	3	0	.208
May 17	at Arizona	*3b	3	0	0	0	0	0	0	0	0	0	0	0	0	0	2	0	2	0	.200
May 18	vs Arizona	*3b	2	0	1	0	0	0	0	0	0	0	0	0	0	0	1	0	3	0	.208
May 18	at Arizona-2	*3b	2	0	0	1	0	0	0	0	0	0	0	0	1	0	2	1	2	0	.203
May 23	at Arkansas	*3b	2	2	1	3	0	0	1	2	1	0	0	0	0	0	0	2	1	1	.210
May 24	at Arkansas	*3b	2	0	0	0	0	0	0	0	0	0	0	0	0	0	2	1	3	0	.205
Totals		31gs	83	21	17	17	2	0	7	16	7	1	1	0	1	0	30	34	35	3	.205

On base pct. .337 • Slugging pct. .482

LANSDELL'S CAREER STATS

Year	Avg.	GP	GS	AB	R	H	2B	3B	HR	RBI	TB	SLG%	BB	HBP	SO	GDP	OB%	SF	SH	SB	ATT	PO	A	E	FLD%
2023	.295	51	50	149	36	44	6	1	6	20	70	.470	19	2	30	0	.378	2	1	26	28	87	87	10	.946
2024	.301	44	42	113	25	34	4	1	6	25	58	.513	15	4	25	0	.393	3	1	14	16	57	49	13	.891
2025	.205	43	31	83	21	17	2	0	7	17	40	.482	16	1	30	0	.337	1	0	7	8	34	35	3	.958
TOTAL	**.275**	**138**	**123**	**345**	**82**	**95**	**12**	**2**	**19**	**62**	**168**	**.487**	**50**	**7**	**85**	**0**	**.373**	**6**	**2**	**47**	**52**	**178**	**171**	**26**	**.931**

6 JADEN PONE

SR | UT | HOPE MILLS, N.C. | GRAY'S CREEK | LONGWOOD

SEASON HIGHS

- **Runs:** 3, vs. South Alabama (2/28/25)
- **Hits:** 4, vs. Florida (4/12/25)
- **Doubles:** 1, 6x, MR at Mississippi State (5/2/25)
- **Triples:** 1, vs. Iowa State (2) (3/16/25)
- **Home Runs:** 1, vs. Nicholls (3/1/25)
- **RBI:** 4, vs. Nicholls (3/1/25)
- **Total Bases:** 5, vs. Nicholls (3/1/25)
- **Walks:** 2, at Mississippi State (5/3/25)
- **Stolen Bases:** 2, 2x, MR vs. South Alabama (3/2/25)

CAREER HIGHS

- **Runs:** 3, 7x, MR vs. South Alabama (2/28/25)
- **Hits**: 4, 5x, MR vs. Florida (4/12/25)
- **Doubles:** 2, vs. George Mason (3/29/23)
- **Triples:** 1, 12x, MR vs. Iowa State (2) (3/16/25)
- **Home Runs:** 1, 4x, MR vs. Nicholls (3/1/25)
- **RBI:** 4, 2x, MR vs. Nicholls (3/1/25)
- **Total Bases:** 6, 2x, MR: vs. Radford (4/29/23)
- **Walks:** 2, 4x, MR at Mississippi State (5/3/25)
- **Stolen Bases:** 4, vs. Presbyterian (4/16/23)

RUN DOWN

Date	Opponent	Pos	AB	R	H	RBI	2B	3B	HR	BB	SB	CS	HBP	SAC	SF	GDP	K	PO	A	E	Avg
Feb 06	vs Clemson	*of	3	0	1	0	0	0	0	0	0	0	0	0	0	0	0	0	0	0	.333
Feb 06	at Florida Atlantic	*of	3	0	2	0	1	0	0	0	0	0	0	0	0	0	0	0	0	0	.500
Feb 07	vs Wisconsin	*of	2	0	0	1	0	0	0	1	0	0	0	1	0	0	1	0	1	0	.375
Feb 07	vs Missouri State	*of	2	0	0	0	0	0	0	0	0	0	0	0	0	0	0	0	0	0	.300
Feb 08	vs Kansas	*of	2	1	0	0	0	0	0	1	0	0	0	0	0	0	2	1	0	0	.250
Feb 13	at Southern Miss	pr	0	0	0	0	0	0	0	0	1	0	0	0	0	0	0	0	0	0	.250
Feb 14	vs Sam Houston	*of	3	1	1	1	0	0	0	0	1	0	0	0	0	0	0	0	0	0	.267
Feb 14	at Louisiana	*of	2	1	2	0	0	0	0	0	0	0	0	1	0	0	0	1	0	0	.353
Feb 15	vs Central Arkansas	*of	1	1	0	0	0	0	0	1	0	0	0	0	0	0	0	3	0	0	.333
Feb 16	vs NIU	*of	2	1	1	0	0	0	0	0	2	0	0	0	0	0	0	2	0	0	.350
Feb 16	at Louisiana	*of/dh	3	1	1	0	0	0	0	0	1	0	0	0	0	0	2	0	0	0	.348
Feb 21	vs North Alabama	*of	2	1	1	0	0	0	0	0	0	0	0	0	0	0	0	2	0	0	.360
Feb 22	vs Miami	*of	2	2	1	0	0	0	0	1	0	0	0	0	0	0	0	3	0	0	.370
Feb 23	vs James Madison	*of	3	1	1	0	0	0	0	1	0	0	0	0	0	0	0	3	0	0	.367
Feb 23	vs Louisiana Tech	*of	3	1	0	0	0	0	0	1	0	0	0	0	0	0	1	1	0	0	.333
Feb 26	MCNEESE	*of	2	1	2	0	0	0	0	0	0	0	0	1	0	0	0	2	0	0	.371
Feb 28	NICHOLLS	*of	3	0	1	0	0	0	0	0	0	0	0	0	0	0	1	0	0	0	.368
Feb 28	SOUTH ALABAMA	*of	2	3	1	1	0	0	0	1	2	0	0	0	0	0	0	1	1	0	.375
Mar 01	MURRAY STATE	*of	2	0	0	0	0	0	0	0	0	0	0	1	0	0	1	0	0	0	.357
Mar 01	NICHOLLS	*of	2	2	2	4	0	0	1	0	0	0	0	0	0	0	0	0	0	0	.386
Mar 02	SOUTH ALABAMA	*of	4	1	1	0	0	0	0	1	0	0	0	0	0	0	1	2	0	0	.375
Mar 07	ARKANSAS	*of	4	1	1	0	0	0	0	0	0	0	0	0	0	0	1	3	0	0	.365
Mar 08	ARKANSAS	*of	2	2	1	2	1	0	0	1	0	0	0	0	0	0	0	0	0	0	.370
Mar 09	ARKANSAS	*of	2	0	0	0	0	0	0	0	0	0	0	0	0	0	1	0	0	0	.357
Mar 11	at WKU	*of	1	0	0	0	0	0	0	0	0	0	0	0	0	0	0	1	0	0	.351
Mar 14	SAMFORD	*of	3	0	2	2	1	0	0	0	0	0	0	0	0	0	0	0	0	0	.367
Mar 14	NORTH DAKOTA STA	*of	2	1	0	0	0	0	0	1	0	0	0	0	0	0	0	1	0	0	.355
Mar 16	IOWA STATE-1	*of	1	1	0	1	0	0	0	1	0	0	0	1	0	0	0	2	0	0	.349
Mar 16	IOWA STATE-2	*of	3	1	2	1	0	1	0	0	0	0	0	0	0	0	0	1	0	0	.364
Mar 21	at Kentucky	*of	2	1	0	0	0	0	0	1	0	0	1	0	0	0	1	1	0	0	.353
Mar 22	at Kentucky	*of	3	0	1	2	0	0	0	0	0	0	0	0	0	0	1	0	0	0	.352
Mar 23	at Kentucky	*of	3	0	1	0	0	0	0	0	1	0	0	0	0	0	0	2	0	0	.351
Mar 30	MISSOURI-1	*of	2	0	1	0	0	0	0	0	0	0	0	1	0	0	0	1	0	0	.355
Mar 30	MISSOURI-2	*of	2	0	0	0	0	0	0	0	0	0	0	1	0	0	0	2	1	0	.346
Mar 31	MISSOURI	*of	4	1	3	0	0	0	0	0	0	0	0	0	0	0	0	2	0	0	.366
Apr 04	at South Carolina	*of	4	0	2	0	0	0	0	0	0	0	0	0	0	0	2	4	0	0	.372
Apr 05	at South Carolina	*of	4	0	2	1	0	0	0	0	1	0	0	0	0	0	1	3	0	0	.378
Apr 06	at South Carolina	*of	4	1	2	0	1	0	0	0	0	0	0	0	0	0	0	2	0	0	.383
Apr 08	UT MARTIN	*of	2	1	1	0	0	0	0	0	1	0	1	0	0	0	0	1	0	0	.385
Apr 11	FLORIDA	*of	3	2	1	0	0	0	0	0	0	0	1	0	0	0	0	2	0	0	.384
Apr 12	FLORIDA	*of	4	1	4	0	0	0	0	0	1	0	0	0	0	0	0	2	0	0	.408
Apr 13	FLORIDA	*of	3	2	2	1	0	0	0	1	1	0	0	0	0	0	0	4	0	0	.415
Apr 17	at Georgia	*of	4	2	1	1	0	0	0	1	0	0	0	1	0	0	1	4	0	0	.409
Apr 18	at Georgia	*of	4	0	1	0	0	0	0	0	1	0	0	0	0	0	0	0	0	0	.404
Apr 19	at Georgia	*of	3	1	1	0	0	0	0	1	0	0	0	0	0	0	0	3	0	0	.402
Apr 25	TENNESSEE	*of	3	0	0	0	0	0	0	0	0	0	0	0	0	0	1	3	0	0	.392
Apr 26	TENNESSEE	*of	3	0	3	0	0	0	0	1	1	0	0	0	0	0	0	0	0	0	.407
Apr 27	TENNESSEE	*of	3	1	1	0	1	0	0	1	0	0	0	0	0	0	0	1	0	0	.405
May 01	at Mississippi State	*of	3	0	1	0	0	0	0	0	0	0	0	0	0	0	0	1	0	0	.403
May 02	at Mississippi State	*of	3	0	1	0	1	0	0	0	0	0	0	0	0	0	0	3	0	0	.402
May 03	at Mississippi State	*of	3	0	2	0	0	0	0	2	1	0	0	0	0	0	0	4	0	0	.407
May 06	vs Missouri	*of	3	1	1	0	0	0	0	0	0	0	0	0	0	0	0	2	0	0	.406
May 07	vs Florida	*of	4	0	0	0	0	0	0	0	0	0	0	0	0	0	0	2	0	0	.394
May 08	vs Texas	*of	4	1	1	0	0	0	0	0	0	0	0	0	0	0	0	0	0	0	.390
May 16	vs Grand Canyon	*of	3	1	1	0	0	0	0	0	1	0	0	1	0	1	0	2	0	0	.389
May 17	at Arizona	*of	3	1	0	0	0	0	0	1	1	0	0	0	0	0	0	4	0	0	.382
May 18	vs Arizona	*of	3	0	0	0	0	0	0	0	0	0	0	0	0	0	0	0	0	0	.374
May 18	at Arizona-2	*of	4	0	2	0	0	0	0	0	0	0	0	0	0	0	0	3	0	0	.377
May 23	at Arkansas	*of	4	1	1	0	0	0	0	0	0	0	0	0	0	0	1	4	0	0	.374
May 24	at Arkansas	*of	3	0	0	0	0	0	0	0	0	0	0	0	0	0	1	5	0	0	.367
Totals		59gs	166	42	61	18	6	1	1	20	17	0	3	9	0	1	20	96	3	0	.367

PONE'S CAREER STATS

Year	Avg.	GP	GS	AB	R	H	2B	3B	HR	RBI	TB	SLG%	BB	HBP	SO	GDP	OB%	SF	SH	SB	ATT	PO	A	E	FLD%
2022	.414	57	56	191	37	79	3	4	0	15	90	.471	7	3	21	0	.443	0	3	26	35	51	11	3	.954
2023	.411	53	53	180	45	74	10	7	3	21	107	.594	9	4	15	0	.451	0	3	36	41	88	71	9	.946
2024	.346	57	56	179	34	62	5	0	0	14	67	.374	18	2	32	1	.410	1	8	9	11	72	3	4	.949
2025	.367	60	59	166	42	61	6	1	1	18	72	.434	20	3	19	1	.444	0	9	17	17	96	3	0	1.000
TOTAL	**.385**	**227**	**224**	**716**	**158**	**276**	**24**	**12**	**4**	**68**	**336**	**.469**	**54**	**12**	**87**	**2**	**.437**	**1**	**23**	**88**	**104**	**307**	**88**	**16**	**.961**

8 TATE DAVIS

FR | INF | GREER, S.C. | GREER

SEASON HIGHS

- **Runs:** 1, 2x, MR vs. North Dakota State (3/14/25)
- **Hits:** 1, 2x, MR vs. North Dakota State (3/14/25)
- **Doubles:** --
- **Triples:** --
- **Home Runs:** 1, vs. North Dakota State (3/14/25)
- **RBI:** 2, vs. North Dakota State (3/14/25)
- **Total Bases:** 4, vs. North Dakota State (3/14/25)
- **Walks:** 1, at Kentucky (3/23/25)
- **Stolen Bases:** 1, vs. Wisconsin (2/7/25)

CAREER HIGHS

- **Runs:** 1, 2x, MR vs. North Dakota State (3/14/25)
- **Hits:** 1, 2x, MR vs. North Dakota State (3/14/25)
- **Doubles:** --
- **Triples:** --
- **Home Runs:** 1, vs. North Dakota State (3/14/25)
- **RBI:** 2, vs. North Dakota State (3/14/25)
- **Total Bases:** 4, vs. North Dakota State (3/14/25)
- **Walks:** 1, at Kentucky (3/23/25)
- **Stolen Bases:** 1, vs. Wisconsin (2/7/25)

RUN DOWN

Date	Opponent	Pos	AB	R	H	RBI	2B	3B	HR	BB	SB	CS	HBP	SAC	SF	GDP	K	PO	A	E	Avg
Feb.06	at Florida Atlantic	pr	0	0	0	0	0	0	0	0	0	0	0	0	0	0	0	0	0	0	.000
Feb 07	vs Wisconsin	ph/3b	2	1	1	0	0	0	0	0	1	0	0	0	0	0	0	0	1	0	.500
Feb 14	vs Sam Houston	3b	1	0	0	0	0	0	0	0	0	0	0	0	0	0	0	0	1	0	.333
Feb 14	at Louisiana	ph	1	0	0	0	0	0	0	0	0	0	0	0	0	0	0	0	0	0	.250
Feb 15	vs Central Arkansas	ph/3b	1	0	0	0	0	0	0	0	0	0	0	0	0	0	0	0	0	0	.200
Mar 09	ARKANSAS	ph	1	0	0	0	0	0	0	0	0	0	0	0	0	0	1	0	0	0	.167
Mar 11	at WKU	3b	1	0	0	0	0	0	0	0	0	0	0	0	0	0	0	2	2	0	.143
Mar 14	NORTH DAKOTA STA	3b	1	1	1	2	0	0	1	0	0	0	0	0	0	0	0	0	0	0	.250
Mar 21	at Kentucky	3b	1	0	0	0	0	0	0	0	0	0	0	0	0	0	0	1	0	0	.222
Mar 23	at Kentucky	3b	0	0	0	0	0	0	0	1	0	1	0	0	0	0	0	0	1	0	.222
Mar 30	MISSOURI-1	3b	0	0	0	0	0	0	0	0	0	0	0	0	0	0	0	0	0	0	.222
Mar 31	MISSOURI	ph	1	0	0	0	0	0	0	0	0	0	0	0	0	0	0	0	0	0	.200
Apr 08	UT MARTIN	ph/3b	1	0	0	0	0	0	0	0	0	0	0	0	0	0	0	0	0	0	.182
Apr 12	FLORIDA	3b	0	0	0	0	0	0	0	0	0	0	0	0	0	0	0	0	0	1	.182
Apr 18	at Georgia	3b	0	0	0	0	0	0	0	0	0	0	0	0	0	0	0	0	0	0	.182
Totals		0gs	11	2	2	2	0	0	1	1	1	1	0	0	0	0	1	3	5	1	.182

On base pct. .250 • Slugging pct. .455

DAVIS' CAREER STATS

Year	Avg.	GP	GS	AB	R	H	2B	3B	HR	RBI	TB	SLG%	BB	HBP	SO	GDP	OB%	SF	SH	SB	ATT	PO	A	E	FLD%
2025	.182	15	0	11	2	2	0	0	1	2	5	.455	1	0	1	0	.250	0	0	1	2	3	5	1	.889
TOTAL	**.182**	**15**	**0**	**11**	**2**	**2**	**0**	**0**	**1**	**2**	**5**	**.455**	**1**	**0**	**1**	**0**	**.250**	**0**	**0**	**1**	**2**	**3**	**5**	**1**	**.889**

9 MIALI GUACHINO

FR | RHP | PALA, CALIF. | GREAT OAK

SEASON HIGHS

- **Innings Pitched:** 9.2 at Southern Miss (2/13/25)
- **Strikeouts:** 19 at Southern Miss (2/13/25)
- **Fewest Runs*:** 0, 6x, MR vs. Missouri (1) (3/30/25)
- **Most Runs:** 7, 3x, MR at Georgia (4/17/25)
- **Fewest Hits*:** 0, vs. Samford (3/14/25)
- **Most Hits:** 7, vs. Louisiana Tech (2/23/25)
- **Fewest Walks*:** 0, vs. Samford (3/14/25)
- **Most Walks:** 10, at South Carolina (4/4/25)

* - Minimum 5 innings pitched

CAREER HIGHS

- **Innings Pitched:** 9.2 at Southern Miss (2/13/25)
- **Strikeouts:** 19 at Southern Miss (2/13/25)
- **Fewest Runs*:** 0, 6x, MR vs. Missouri (1) (3/30/25)
- **Most Runs:** 7, 3x, MR at Georgia (4/17/25)
- **Fewest Hits*:** 0, vs. Samford (3/14/25)
- **Most Hits:** 7, vs. Louisiana Tech (2/23/25)
- **Fewest Walks*:** 0, vs. Samford (3/14/25)
- **Most Walks:** 10, at South Carolina (4/4/25)

* - Minimum 5 innings pitched

RUN DOWN

Date	Opponent	GS	IP	H	R	ER	BB	SO	2B	3B	HR	WP	BK	HBP	IBB	Score	W-L	Sv	ERA	NP
Feb 06	vs Clemson		3.2	0	0	0	2	5	0	0	0	0	0	0	0	3-2	1-0	0	0.00	42
Feb 06	at Florida Atlantic		1.2	3	3	0	1	3	0	0	0	0	0	1	0	4-5	1-1	0	0.00	43
Feb 07	vs Wisconsin	*	5.0	3	1	0	1	11	0	0	0	0	0	1	0	7-1	2-1	0	0.00	78
Feb 08	vs Kansas	*	3.0	6	2	2	0	5	0	0	1	0	0	0	0	5-3	2-1	0	1.05	69
Feb 13	at Southern Miss	*	9.2	5	2	2	3	19	1	0	0	0	0	3	0	1-2	2-2	0	1.22	181
Feb 14	at Louisiana		0.2	1	1	1	2	1	0	0	0	1	0	0	0	5-6	2-3	0	1.48	29
Feb 15	vs Central Arkansas	*	4.0	2	0	0	0	5	0	0	0	0	0	0	0	11-0	3-3	0	1.27	59
Feb 16	at Louisiana	*	7.0	5	0	0	2	9	1	0	0	0	0	0	0	5-0	4-3	0	1.01	102
Feb 21	vs North Alabama	*	7.0	2	0	0	2	14	1	0	0	0	0	0	0	4-0	5-3	0	0.84	107
Feb 23	vs Louisiana Tech	*	7.0	7	3	2	3	7	0	0	1	2	0	0	0	8-3	6-3	0	1.01	113
Feb 26	MCNEESE	*	7.0	5	0	0	1	10	2	0	0	0	0	1	0	4-0	7-3	0	0.88	100
Feb 28	SOUTH ALABAMA	*	5.0	3	1	1	1	7	0	0	0	2	0	0	0	10-1	8-3	0	0.92	84
Mar 02	SOUTH ALABAMA	*	3.0	4	4	3	1	3	1	0	1	4	0	0	0	12-4	8-3	0	1.21	89
Mar 07	ARKANSAS	*	6.0	4	1	0	2	5	0	0	0	0	0	4	0	9-1	9-3	0	1.11	96
Mar 09	ARKANSAS	*	0.1	2	5	5	2	0	0	0	0	0	0	2	0	3-20	9-4	0	1.60	24
Mar 14	SAMFORD	*	5.0	0	0	0	0	8	0	0	0	0	0	0	0	10-0	10-4	0	1.49	62
Mar 16	IOWA STATE-1	*	6.0	3	0	0	1	9	0	0	0	0	0	0	0	9-0	11-4	0	1.38	102
Mar 16	IOWA STATE-2		1.0	0	0	0	2	3	0	0	0	1	0	0	0	8-6	11-4	1	1.37	25
Mar 21	at Kentucky	*	4.2	6	6	6	2	3	1	0	2	0	0	2	0	6-9	11-4	1	1.78	98
Mar 22	at Kentucky		2.0	2	1	1	0	2	0	1	0	0	0	0	0	6-4	11-4	2	1.82	33
Mar 23	at Kentucky	*	5.0	5	3	2	4	5	1	0	1	0	0	1	0	2-4	11-5	2	1.87	104
Mar 30	MISSOURI-1	*	7.0	2	0	0	2	9	0	0	0	0	0	1	0	1-0	12-5	2	1.74	107
Mar 31	MISSOURI	*	2.0	4	7	6	3	1	0	0	1	0	0	1	0	5-9	12-6	2	2.11	52
Apr 04	at South Carolina	*	7.1	3	1	1	10	7	0	0	0	1	0	0	0	0-1	12-7	2	2.04	128
Apr 06	at South Carolina	*	0.2	3	4	4	1	0	1	0	0	1	0	0	0	2-4	12-8	2	2.28	21
Apr 08	UT MARTIN	*	4.0	1	0	0	0	8	0	0	0	0	0	0	0	12-0	13-8	2	2.20	60
Apr 11	FLORIDA	*	2.1	6	7	7	5	0	0	1	2	1	0	0	0	7-8	13-8	2	2.57	71
Apr 17	at Georgia	*	1.2	4	7	6	4	0	1	0	1	0	0	1	0	20-11	13-8	2	2.89	64
Apr 25	TENNESSEE	*	5.2	4	2	2	2	1	0	1	0	0	0	0	0	3-2	14-8	2	2.87	96
Apr 26	TENNESSEE		1.1	3	4	4	2	2	1	0	0	1	0	0	0	0-6	14-8	2	3.06	38
Apr 27	TENNESSEE	*	3.0	3	3	3	4	2	0	0	1	0	0	0	0	1-7	14-9	2	3.16	71
May 02	at Mississippi State	*	5.0	4	3	3	5	3	0	0	1	1	0	3	0	0-3	14-10	2	3.19	113
May 03	at Mississippi State		4.0	2	0	0	0	1	0	0	0	0	0	1	0	6-4	15-10	2	3.10	55
May 08	vs Texas	*	0.0	3	4	4	3	0	1	0	0	0	0	0	0	6-7	15-10	2	3.31	32
May 17	at Arizona		3.0	2	1	1	4	3	0	0	0	0	0	0	0	10-8	15-10	3	3.28	64
May 18	vs Arizona	*	0.0	4	4	4	0	0	1	0	1	0	0	0	0	1-10	15-11	3	3.48	18
May 18	at Arizona-2		1.1	0	0	0	0	0	0	0	0	0	0	0	0	7-3	15-11	4	3.45	14
May 23	at Arkansas		2.2	3	2	2	4	1	1	0	1	0	0	1	0	9-7	16-11	4	3.48	69
May 24	at Arkansas		2.0	2	0	0	0	0	0	0	0	0	0	0	0	0-4	16-11	4	3.44	33
Totals		28	146.2	121	82	72	81	172	14	3	14	15	0	23	0	222-165	16-11	4	3.44	-

GUACHINO'S CAREER STATS

Year	ERA	W	L	App	GS	CG	SHO	CBO	SV	IP	H	R	ER	BB	SO	2B	3B	HR	BF	B/Avg	WP	HBP	SFA	SHA
2025	3.44	16	11	39	28	11	6	2	4	146.2	121	82	72	81	172	14	3	14	665	.223	15	23	6	13
TOTAL	**3.44**	**16**	**11**	**39**	**28**	**11**	**6**	**2**	**4**	**146.2**	**121**	**82**	**72**	**81**	**172**	**14**	**3**	**14**	**665**	**.223**	**15**	**23**	**6**	**13**

10 STAR FERGUSON

SR | OF | SUGAR LAND, TEXAS | KEMPNER | TEXAS A&M

SEASON HIGHS

- **Runs:** 1, 16x, MR vs. Tennessee (4/25/25)
- **Hits:** 1, 3x, MR vs. UT Martin (4/8/25)
- **Doubles:** --
- **Triples:** --
- **Home Runs:** --
- **RBI:** 1, 2x, MR vs. UT Martin (4/8/25)
- **Total Bases:** 1, 3x, MR vs. Martin (4/8/25)
- **Walks:** 1, vs. Louisiana Tech (2/23/25)
- **Stolen Bases:** 1, 6x, MR at Georgia (4/19/25)

CAREER HIGHS

- **Runs:** 2, 2x, MR vs. Missouri (4/30/23)
- **Hits:** 2, 2x, MR vs. Missouri (4/30/23)
- **Doubles:** 1, vs. Tarleton State (2/9/23)
- **Triples:** --
- **Home Runs:** --
- **RBI:** 2, vs. Tarleton State (2/9/23)
- **Total Bases:** 2, 3x, MR vs. Missouri (4/30/23)
- **Walks:** 1, 7x, MR vs. Louisiana Tech (2/23/25)
- **Stolen Bases:** 2, 3x, MR at Ole Miss (4/23/23)

RUN DOWN

Date	Opponent	Pos	AB	R	H	RBI	2B	3B	HR	BB	SB	CS	HBP	SAC	SF	GDP	K	PO	A	E	Avg
Feb 06	at Florida Atlantic	pr	0	1	0	0	0	0	0	0	0	0	0	0	0	0	0	0	0	0	.000
Feb 07	vs Wisconsin	pr	0	1	0	0	0	0	0	0	0	0	0	0	0	0	0	0	0	0	.000
Feb 07	vs Missouri State	of	1	1	1	0	0	0	0	0	0	0	0	0	0	0	0	0	0	0	1.000
Feb 08	vs Kansas	pr	0	0	0	0	0	0	0	0	0	0	0	0	0	0	0	0	0	0	1.000
Feb 13	at Southern Miss	pr	0	0	0	0	0	0	0	0	0	0	0	0	0	0	0	0	0	0	1.000
Feb 14	vs Sam Houston	of	1	0	0	0	0	0	0	0	0	0	0	0	0	0	0	0	0	0	.500
Feb 14	at Louisiana	pr	0	0	0	0	0	0	0	0	0	1	0	0	0	0	0	0	0	0	.500
Feb 16	at Louisiana	pr	0	1	0	0	0	0	0	0	0	0	0	0	0	0	0	0	0	0	.500
Feb 23	vs James Madison	pr	0	1	0	0	0	0	0	0	0	0	0	0	0	0	0	0	0	0	.500
Feb 23	vs Louisiana Tech	ph/of	0	0	0	0	0	0	0	1	0	0	0	0	0	0	0	0	0	0	.500
Feb 26	MCNEESE	pr	0	1	0	0	0	0	0	0	0	0	0	0	0	0	0	0	0	0	.500
Feb 28	SOUTH ALABAMA	pr	0	1	0	0	0	0	0	0	1	0	0	0	0	0	0	0	0	0	.500
Mar 01	MURRAY STATE	pr	0	0	0	0	0	0	0	0	1	0	0	0	0	0	0	0	0	0	.500
Mar 01	NICHOLLS	of	2	0	0	1	0	0	0	0	0	0	0	0	0	0	1	2	0	0	.250
Mar 02	SOUTH ALABAMA	pr	0	1	0	0	0	0	0	0	0	0	0	0	0	0	0	0	0	0	.250
Mar 07	ARKANSAS	pr	0	1	0	0	0	0	0	0	1	0	0	0	0	0	0	0	0	0	.250
Mar 09	ARKANSAS	ph	1	0	1	0	0	0	0	0	0	0	0	0	0	0	0	0	0	0	.400
Mar 11	at WKU	ph	1	0	0	0	0	0	0	0	0	0	0	0	0	0	1	0	0	0	.333
Mar 14	NORTH DAKOTA STA	pr	0	1	0	0	0	0	0	0	1	0	0	0	0	0	0	0	0	0	.333
Mar 16	IOWA STATE-1	pr	0	0	0	0	0	0	0	0	0	1	0	0	0	0	0	0	0	0	.333
Mar 16	IOWA STATE-2	pr	0	0	0	0	0	0	0	0	0	0	0	0	0	0	0	0	0	0	.333
Mar 21	at Kentucky	pr	0	1	0	0	0	0	0	0	0	0	0	0	0	0	0	0	0	0	.333
Mar 22	at Kentucky	pr/of	0	0	0	0	0	0	0	0	0	0	0	0	0	0	0	0	0	0	.333
Mar 23	at Kentucky	pr	0	0	0	0	0	0	0	0	0	0	0	0	0	0	0	0	0	0	.333
Mar 30	MISSOURI-2	pr	0	0	0	0	0	0	0	0	0	0	0	0	0	0	0	0	0	0	.333
Mar 31	MISSOURI	pr	0	0	0	0	0	0	0	0	0	0	0	0	0	0	0	0	0	0	.333
Apr 06	at South Carolina	pr	0	1	0	0	0	0	0	0	0	0	0	0	0	0	0	0	0	0	.333
Apr 08	UT MARTIN	pr/of	1	1	1	1	0	0	0	0	1	0	0	0	0	0	0	0	0	0	.429
Apr 12	FLORIDA	ph	1	0	0	0	0	0	0	0	0	0	0	0	0	0	0	0	0	0	.375
Apr 13	FLORIDA	pr	0	0	0	0	0	0	0	0	0	0	0	0	0	0	0	0	0	0	.375
Apr 17	at Georgia	pr	0	1	0	0	0	0	0	0	0	0	0	0	0	0	0	0	0	0	.375
Apr 19	at Georgia	pr	0	1	0	0	0	0	0	0	1	0	0	0	0	0	0	0	0	0	.375
Apr 25	TENNESSEE	pr	0	1	0	0	0	0	0	0	0	0	0	0	0	0	0	0	0	0	.375
Apr 26	TENNESSEE	pr	0	0	0	0	0	0	0	0	0	0	0	0	0	0	0	0	0	0	.375
Apr 27	TENNESSEE	ph	1	0	0	0	0	0	0	0	0	0	0	0	0	0	1	0	0	0	.333
May 01	at Mississippi State	pr	0	0	0	0	0	0	0	0	0	0	0	0	0	0	0	0	0	0	.333
May 16	vs Grand Canyon	of	0	0	0	0	0	0	0	0	0	0	0	0	0	0	0	0	0	0	.333
Totals		0gs	9	16	3	2	0	0	0	1	6	2	0	0	0	0	3	2	0	0	.333

On base pct. .400 • Slugging pct. .333

FERGUSON'S CAREER STATS

Year	Avg.	GP	GS	AB	R	H	2B	3B	HR	RBI	TB	SLG%	BB	HBP	SO	GDP	OB%	SF	SH	SB	ATT	PO	A	E	FLD%
2020	.333	20	0	3	3	1	0	0	0	0	1	.333	0	0	1	0	.333	0	0	2	3	6	0	0	1.000
2021	.000	42	6	6	7	0	0	0	0	0	0	.000	0	0	2	0	.000	0	0	0	0	8	1	0	1.000
2022	.125	43	24	40	7	5	0	0	0	1	5	.125	0	0	11	0	.125	0	0	6	6	26	4	0	1.000
2023	.267	46	16	45	14	12	1	0	0	3	13	.289	6	1	6	0	.365	0	1	9	10	20	2	0	1.000
2024	---	--	--	--	--	--	--	--	--	--	--	---	--	--	--	--	---	--	--	--	--	--	--	--	---
2025	.333	37	0	9	16	3	0	0	0	2	3	.333	1	0	3	0	.400	0	0	6	8	2	0	0	1.000
TOTAL	**.204**	**188**	**46**	**103**	**47**	**21**	**1**	**0**	**0**	**6**	**22**	**.214**	**7**	**1**	**23**	**0**	**.261**	**0**	**1**	**23**	**27**	**62**	**7**	**0**	**1.000**

12 ADDISON DUKE

FR | OF | YUMA, ARIZ. | GILA RIDGE

SEASON HIGHS

- **Runs:** 1, 11x, MR vs. Arkansas (5/23/25)
- **Hits:** 1, 6x, MR vs. Arizona (5/18/25)
- **Doubles:** 1, vs. Arkansas (3/7/25)
- **Triples:** --
- **Home Runs:** --
- **RBI:** 2, vs. Arkansas (3/7/25)
- **Total Bases:** 2, vs. Arkansas (3/7/25)
- **Walks:** 1, 2x, MR vs. Texas (5/8/25)
- **Stolen Bases:** 1, 3x, MR vs. Grand Canyon (5/16/25)

CAREER HIGHS

- **Runs:** 1, 11x, MR vs. Arkansas (5/23/25)
- **Hits:** 1, 6x, MR vs. Arizona (5/18/25)
- **Doubles:** 1, vs. Arkansas (3/7/25)
- **Triples:** --
- **Home Runs:** --
- **RBI:** 2, vs. Arkansas (3/7/25)
- **Total Bases:** 2, vs. Arkansas (3/7/25)
- **Walks:** 1, 2x, MR vs. Texas (5/8/25)
- **Stolen Bases:** 1, 3x, MR vs. Grand Canyon (5/16/25)

RUN DOWN

Date	Opponent	Pos	AB	R	H	RBI	2B	3B	HR	BB	SB	CS	HBP	SAC	SF	GDP	K	PO	A	E	Avg
Feb 07	vs Wisconsin	pr/of	0	0	0	0	0	0	0	0	0	0	0	0	0	0	0	0	0	0	.000
Feb 07	vs Missouri State	dh	0	0	0	1	0	0	0	0	0	0	0	0	1	0	0	0	0	0	.000
Feb 13	at Southern Miss	of	1	0	1	0	0	0	0	0	1	0	0	0	0	0	0	0	0	0	1.000
Feb 14	vs Sam Houston	of	0	0	0	0	0	0	0	0	0	0	0	0	0	0	0	0	0	0	1.000
Feb 15	vs Central Arkansas	ph	0	0	0	0	0	0	0	1	0	0	0	0	0	0	0	0	0	0	1.000
Feb 16	vs NIU	of	0	0	0	0	0	0	0	0	0	0	0	0	0	0	0	0	0	0	1.000
Feb 16	at Louisiana	pr/of	0	1	0	0	0	0	0	0	0	0	0	0	0	0	0	0	0	0	1.000
Feb 21	vs North Alabama	pr	0	1	0	0	0	0	0	0	0	0	0	0	0	0	0	0	0	0	1.000
Feb 22	vs Miami	ph	1	0	0	0	0	0	0	0	0	1	0	0	0	0	0	0	0	0	.500
Feb 28	SOUTH ALABAMA	of	0	0	0	0	0	0	0	0	0	0	0	0	0	0	0	0	0	0	.500
Mar 01	NICHOLLS	ph/of	2	0	1	1	0	0	0	0	0	0	0	0	0	0	0	0	0	0	.500
Mar 02	SOUTH ALABAMA	pr	0	1	0	0	0	0	0	0	1	0	0	0	0	0	0	0	0	0	.500
Mar 07	ARKANSAS	of	1	1	1	2	1	0	0	0	0	0	0	0	0	0	0	0	0	0	.600
Mar 09	ARKANSAS	of	1	0	1	0	0	0	0	0	0	0	0	0	0	0	0	0	0	0	.667
Mar 11	at WKU	of/of	2	0	0	0	0	0	0	0	0	0	0	0	0	0	1	0	0	0	.500
Mar 14	SAMFORD	pr/of	0	1	0	0	0	0	0	0	0	0	0	0	0	0	0	0	0	0	.500
Mar 16	IOWA STATE-1	of	0	0	0	0	0	0	0	0	0	0	0	0	0	0	0	0	0	0	.500
Mar 16	IOWA STATE-2	pr	0	1	0	0	0	0	0	0	0	0	0	0	0	0	0	0	0	0	.500
Mar 21	at Kentucky	of	0	0	0	0	0	0	0	0	0	0	0	0	0	0	0	0	0	0	.500
Mar 23	at Kentucky	ph	1	0	0	0	0	0	0	0	0	0	0	0	0	0	1	0	0	0	.444
Mar 30	MISSOURI-1	of	0	0	0	0	0	0	0	0	0	0	0	0	0	0	0	1	0	0	.444
Mar 30	MISSOURI-2	of	0	0	0	0	0	0	0	0	0	0	0	0	0	0	0	0	0	0	.444
Mar 31	MISSOURI	pr/of	0	0	0	0	0	0	0	0	0	0	0	0	0	0	0	0	0	0	.444
Apr 04	at South Carolina	pr/of	0	0	0	0	0	0	0	0	0	0	0	0	0	0	0	0	0	0	.444
Apr 05	at South Carolina	of	1	0	0	0	0	0	0	0	0	0	0	0	0	0	1	0	0	0	.400
Apr 08	UT MARTIN	of	0	1	0	0	0	0	0	0	0	0	0	0	0	0	0	1	0	0	.400
Apr 11	FLORIDA	of	0	0	0	0	0	0	0	0	0	0	0	0	0	0	0	0	0	0	.400
Apr 12	FLORIDA	ph/of	1	0	1	0	0	0	0	0	0	0	0	0	0	0	0	0	0	0	.455
Apr 13	FLORIDA	*of	2	0	0	0	0	0	0	0	0	0	0	0	0	0	1	2	0	0	.385
Apr 17	at Georgia	pr	0	1	0	0	0	0	0	0	0	0	0	0	0	0	0	0	0	0	.385
Apr 25	TENNESSEE	of	0	0	0	0	0	0	0	0	0	0	0	0	0	0	0	0	0	0	.385
Apr 27	TENNESSEE	ph	1	0	0	0	0	0	0	0	0	0	0	0	0	0	1	0	0	0	.357
May 01	at Mississippi State	pr/of	0	0	0	0	0	0	0	0	0	0	0	0	0	0	0	0	0	0	.357
May 03	at Mississippi State	pr/of	0	1	0	0	0	0	0	0	0	0	0	0	0	0	0	0	0	0	.357
May 06	vs Missouri	of	0	0	0	0	0	0	0	0	0	0	0	0	0	0	0	0	0	0	.357
May 07	vs Florida	of	0	0	0	0	0	0	0	0	0	0	0	0	0	0	0	0	0	0	.357
May 08	vs Texas	ph/of	0	0	0	0	0	0	0	1	0	0	0	0	0	0	0	0	0	0	.357
May 16	vs Grand Canyon	pr/of	0	1	0	0	0	0	0	0	1	0	0	0	0	0	0	0	0	0	.357
May 17	at Arizona	pr/of	0	0	0	0	0	0	0	0	0	0	0	0	0	0	0	0	0	0	.357
May 18	at Arizona-2	of/of	1	0	1	0	0	0	0	0	0	0	0	0	0	0	0	1	0	0	.400
May 23	at Arkansas	pr/of	1	1	0	0	0	0	0	0	0	0	0	0	0	0	0	0	0	0	.375
May 24	at Arkansas	of	0	0	0	0	0	0	0	0	0	0	0	0	0	0	0	1	0	0	.375
Totals		1gs	16	11	6	4	1	0	0	2	3	1	0	0	1	0	5	6	0	0	.375

On base pct. .421 • Slugging pct. .438

DUKE'S CAREER STATS

Year	Avg.	GP	GS	AB	R	H	2B	3B	HR	RBI	TB	SLG%	BB	HBP	SO	GDP	OB%	SF	SH	SB	ATT	PO	A	E	FLD%
2025	.375	42	1	16	11	6	1	0	0	4	7	.438	2	0	5	0	.421	1	0	3	4	6	0	0	1.000
TOTAL	**.375**	**42**	**1**	**16**	**11**	**6**	**1**	**0**	**0**	**4**	**7**	**.438**	**2**	**0**	**5**	**0**	**.421**	**1**	**0**	**3**	**4**	**6**	**0**	**0**	**1.000**

14 ABBY HERNDON

FR | LHP | KILLEN, ALA. | BROOKS

SEASON HIGHS

- **Innings Pitched:** --
- **Strikeouts:** --
- **Fewest Runs*:** --
- **Most Runs:** --
- **Fewest Hits*:** --
- **Most Hits:** --
- **Fewest Walks*:** --
- **Most Walks:** --

* - Minimum 5 innings pitched

CAREER HIGHS

- **Innings Pitched:** --
- **Strikeouts:** --
- **Fewest Runs*:** --
- **Most Runs:** --
- **Fewest Hits*:** --
- **Most Hits:** --
- **Fewest Walks*:** --
- **Most Walks:** --

* - Minimum 5 innings pitched

RUN DOWN

HERNDON'S CAREER STATS

Year	ERA	W	L	App	GS	CG	SHO	CBO	SV	IP	H	R	ER	BB	SO	2B	3B	HR	BF	B/Avg	WP	HBP	SFA	SHA
2025	---	--	--	--	--	--	--	--	--	---	--	--	--	--	--	--	--	--	--	---	--	--	--	--
TOTAL	**---**	**--**	**--**	**--**	**--**	**--**	**--**	**--**	**--**	**---**	**--**	**--**	**--**	**--**	**--**	**--**	**--**	**--**	**--**	**---**	**--**	**--**	**--**	**--**

15 ALISON COOPER

SR | LHP | GRANBURY, TEXAS | GRANBURY | WICHITA STATE

SEASON HIGHS

- **Innings Pitched:** 5.0 vs. North Dakota State (3/14/25)
- **Strikeouts:** 3, vs. North Dakota State (3/14/25)
- **Fewest Runs*:** 1, vs. North Dakota State (3/14/25)
- **Most Runs:** 2, at Western Kentucky (3/11/25)
- **Fewest Hits*:** 4, vs. North Dakota State (3/14/25)
- **Most Hits:** 4, 2x, MR vs. North Dakota State (3/14/25)
- **Fewest Walks*:** 1, vs. North Dakota State (3/14/25)
- **Most Walks:** 5, vs. Missouri State (2/7/25)

* - Minimum 5 innings pitched

CAREER HIGHS

- **Innings Pitched:** 7.0, 9x, MR vs. Clemson (2/14/24)
- **Strikeouts:** 8, vs. Houston (4/16/23)
- **Fewest Runs*:** 0, 6x, MR vs. Illinois State (2/23/24)
- **Most Runs:** 7, 6x, MR vs. Tulsa (4/7/24)
- **Fewest Hits*:** 0, at San Diego (2/18/23)
- **Most Hits:** 9, 3x, MR vs. Clemson (2/14/24)
- **Fewest Walks*:** 0, 4x, vs. Illinois State (2/23/24)
- **Most Walks:** 6, vs. Oregon (5/21/22)

* - Minimum 5 innings pitched

RUN DOWN

Date	Opponent	GS	IP	H	R	ER	BB	SO	2B	3B	HR	WP	BK	HBP	IBB	Score	W-L	Sv	ERA	NP
Feb 07	vs Missouri State	*	2.0	2	1	1	5	2	0	0	0	2	0	0	0	9-1	0-0	0	3.50	58
Feb 15	vs Central Arkansas		1.0	1	0	0	0	1	1	0	0	1	0	0	0	11-0	0-0	0	2.33	19
Mar 01	NICHOLLS		2.0	0	0	0	1	1	0	0	0	0	0	1	0	14-0	0-0	0	1.40	30
Mar 11	at WKU		4.0	4	2	2	1	1	0	0	0	0	0	0	0	9-5	1-0	0	2.33	67
Mar 14	NORTH DAKOTA STA	*	5.0	4	1	1	1	3	2	0	0	0	0	0	0	9-1	2-0	0	2.00	75
Apr 08	UT MARTIN		1.0	1	0	0	0	2	0	0	0	0	0	0	0	12-0	2-0	0	1.87	15
Apr 26	TENNESSEE		0.2	1	0	0	0	0	0	0	0	0	0	0	0	0-6	2-0	0	1.79	15
Totals		2	15.2	13	4	4	8	10	3	0	0	3	0	1	0	64-13	2-0	0	1.79	-

COOPER'S CAREER STATS

Year	ERA	W	L	App	GS	CG	SHO	CBO	SV	IP	H	R	ER	BB	SO	2B	3B	HR	BF	B/Avg	WP	HBP	SFA	SHA
2022	3.72	8	4	19	14	6	2	0	0	64.0	71	46	34	36	37	16	2	8	302	.280	13	5	3	4
2023	3.04	11	4	28	14	5	1	0	1	110.2	118	55	48	45	55	17	1	9	498	.275	9	7	6	11
2024	4.10	6	8	24	8	2	0	1	0	87.0	104	70	51	38	46	18	3	9	423	.287	4	14	3	6
2025	1.79	2	0	7	2	1	0	3	0	15.2	13	4	4	8	10	3	0	0	70	.220	3	1	1	1
TOTAL	**3.46**	**27**	**16**	**78**	**38**	**14**	**3**	**4**	**1**	**277.1**	**306**	**175**	**137**	**127**	**148**	**54**	**6**	**26**	**1293**	**.277**	**29**	**27**	**13**	**22**

16 BRIANNA LOPEZ

SR | LHP | RIVERSIDE, CALIF. | RAMONA | HAWAII

SEASON HIGHS

- **Innings Pitched:** 7.0, 4x, MR vs. Missouri (5/6/25)
- **Strikeouts:** 9, vs. Sam Houston (2/14/25)
- **Fewest Runs*:** 0, 3x, MR vs. Missouri (5/6/25)
- **Most Runs:** 15, vs. Arkansas (3/9/25)
- **Fewest Hits*:** 3, 6x, MR vs. Missouri (5/6/25)
- **Most Hits:** 12, vs. Arkansas (3/9/25)
- **Fewest Walks*:** 0, vs. Sam Houston (2/14/25)
- **Most Walks:** 6, 2x, MR at Mississippi State (5/2/25)

* - Minimum 5 innings pitched

CAREER HIGHS

- **Innings Pitched:** 8.0, at UC San Diego (4/2/22)
- **Strikeouts:** 11, vs. ACU (2/25/22)
- **Fewest Runs*:** 0, 12x, MR vs. Missouri (5/6/25)
- **Most Runs:** 15, vs. Arkansas (3/9/25)
- **Fewest Hits*:** 0, vs. UC San Diego (4/1/23)
- **Most Hits:** 12, 2x, MR vs. Arkansas (3/9/25)
- **Fewest Walks*:** 0, 5x, MR: vs. Sam Houston (2/14/25)
- **Most Walks:** 6, 4x, MR at Mississippi State (5/2/25)

* - Minimum 5 innings pitched

RUN DOWN

Date	Opponent	GS	IP	H	R	ER	BB	SO	2B	3B	HR	WP	BK	HBP	IBB	Score	W-L	Sv	ERA	NP
Feb 06	at Florida Atlantic	*	6.0	3	2	2	4	5	0	0	0	0	0	0	0	4-5	0-0	0	2.33	96
Feb 07	vs Missouri State		3.0	1	0	0	0	1	0	0	0	0	0	0	0	9-1	1-0	0	1.56	37
Feb 08	vs Kansas		2.0	1	1	0	2	0	0	0	0	0	0	1	0	5-3	2-0	0	1.27	36
Feb 14	vs Sam Houston	*	5.0	3	0	0	0	9	0	0	0	0	0	0	0	10-0	3-0	0	0.88	65
Feb 14	at Louisiana		2.0	4	2	2	2	2	0	0	0	0	0	0	0	5-6	3-0	0	1.56	50
Feb 16	vs NIU	*	7.0	3	0	0	3	6	0	0	0	0	0	0	0	6-0	4-0	0	1.12	121
Feb 23	vs James Madison	*	7.0	5	4	4	3	5	2	0	0	1	0	0	0	6-4	5-0	0	1.75	117
Mar 01	NICHOLLS	*	3.0	2	0	0	0	2	1	0	0	0	0	0	0	14-0	6-0	0	1.60	45
Mar 02	SOUTH ALABAMA		3.0	1	0	0	1	5	0	0	0	0	0	0	0	12-4	7-0	0	1.47	50
Mar 09	ARKANSAS		4.2	12	15	8	6	4	1	1	1	0	0	2	0	3-20	7-0	0	2.62	142
Mar 21	at Kentucky		3.2	2	3	2	4	4	0	0	1	0	0	0	0	6-9	7-1	0	2.72	76
Mar 31	MISSOURI		5.0	3	2	0	2	3	0	0	0	1	0	0	0	5-9	7-1	0	2.45	82
Apr 06	at South Carolina		4.1	4	0	0	1	3	1	0	0	0	0	1	0	2-4	7-1	0	2.26	72
Apr 11	FLORIDA		4.2	7	1	1	1	4	1	0	0	1	0	0	0	7-8	7-2	0	2.20	94
Apr 13	FLORIDA	*	7.0	9	6	5	1	3	3	0	2	0	0	1	0	8-6	8-2	0	2.50	109
Apr 17	at Georgia		3.1	5	3	3	5	3	1	0	1	0	0	0	0	20-11	9-2	0	2.67	88
Apr 18	at Georgia		1.2	0	0	0	0	1	0	0	0	0	0	0	0	4-6	9-2	0	2.61	21
Apr 19	at Georgia	*	7.0	5	3	0	3	5	1	0	0	1	0	0	0	5-3	10-2	0	2.38	118
Apr 25	TENNESSEE		1.1	1	0	0	2	3	0	0	0	0	0	0	0	3-2	10-2	1	2.34	32
Apr 26	TENNESSEE	*	5.0	3	2	1	2	8	1	0	0	0	0	0	0	0-6	10-3	1	2.29	87
Apr 27	TENNESSEE		4.0	7	4	4	4	3	1	0	0	0	0	0	0	1-7	10-3	1	2.50	84
May 01	at Mississippi State	*	4.2	2	1	1	6	5	1	0	0	0	0	1	0	1-3	10-3	1	2.45	98
May 03	at Mississippi State	*	3.0	4	4	4	2	0	0	0	1	0	0	0	0	6-4	10-3	1	2.66	51
May 06	vs Missouri	*	7.0	3	0	0	3	7	0	0	0	0	0	0	0	1-0	11-3	1	2.48	98
May 07	vs Florida	*	4.1	3	1	1	5	6	1	0	0	2	0	0	0	6-3	11-3	2	2.45	101
May 08	vs Texas		2.2	3	1	0	2	2	1	0	0	0	0	0	0	6-7	11-4	2	2.39	46
May 16	vs Grand Canyon	*	6.1	7	4	3	2	3	2	0	1	0	0	0	0	7-4	12-4	2	2.44	97
May 17	at Arizona	*	1.0	4	3	3	0	1	0	1	1	0	0	0	0	10-8	12-4	2	2.60	28
May 18	at Arizona-2	*	5.2	9	3	3	4	3	0	0	1	1	0	1	0	7-3	13-4	2	2.65	110
May 23	at Arkansas	*	2.2	5	4	4	3	2	1	0	1	0	0	0	0	9-7	13-4	2	2.81	64
May 24	at Arkansas	*	5.0	4	4	2	4	5	1	0	0	0	0	0	0	0-4	13-5	2	2.81	88
Totals		17	132.0	125	73	53	77	113	20	2	10	7	0	7	0	188-157	13-5	2	2.81	-

LOPEZ'S CAREER STATS

Year	ERA	W	L	App	GS	CG	SHO	CBO	SV	IP	H	R	ER	BB	SO	2B	3B	HR	BF	B/Avg	WP	HBP	SFA	SHA
2022	2.67	14	8	28	24	19	4	1	3	162.0	140	57	48	66	113	17	2	6	701	.232	10	12	4	15
2023	3.12	15	12	31	29	17	5	0	0	167.1	146	80	58	69	140	21	1	6	729	.230	10	15	2	8
2024	2.86	6	5	33	6	0	0	2	3	90.2	74	44	37	67	103	7	1	3	402	.230	6	1	4	8
2025	2.81	13	5	31	17	6	3	1	2	132.0	125	73	53	77	113	20	2	10	614	.240	7	7	3	7
TOTAL	**2.49**	**49**	**30**	**123**	**76**	**42**	**12**	**4**	**8**	**552.0**	**485**	**254**	**196**	**279**	**469**	**65**	**6**	**25**	**2446**	**.233**	**33**	**35**	**13**	**38**

20 JAMIE MACKAY

JR | C | LAGUNA BEACH, CALIF. | PACIFICA CHRISTIAN

SEASON HIGHS

- **Runs:** 2, 2x, MR vs. Louisiana Tech (2/23/25)
- **Hits:** 2, 3x, MR vs. Louisiana Tech (2/23/25)
- **Doubles:** 1, 6x, MR at Mississippi State (5/3/25)
- **Triples:** --
- **Home Runs:** 1, 2x, MR at Louisiana (2/16/25)
- **RBI:** 2, at Louisiana (2/16/25)
- **Total Bases:** 6, vs. Sam Houston (2/14/25)
- **Walks:** 1, 3x, MR at Georgia (4/19/25)
- **Stolen Bases:** --

CAREER HIGHS

- **Runs:** 2, 4x, MR vs. Sam Houston (2/14/25)
- **Hits**: 4 vs. Kansas City (2/9/24)
- **Doubles:** 1, 16x, MR at Mississippi State (5/3/25)
- **Triples:** --
- **Home Runs:** 1, 6x, MR at Louisiana (2/16/25)
- **RBI:** 4, vs. WKU (4/14/24)
- **Total Bases:** 7, vs. Kansas City (2/9/24)
- **Walks:** 1, 18x, MR at Georgia (4/19/25)
- **Stolen Bases:** --

RUN DOWN

Date	Opponent	Pos	AB	R	H	RBI	2B	3B	HR	BB	SB	CS	HBP	SAC	SF	GDP	K	PO	A	E	Avg
Feb 06	vs Clemson	*1b	3	0	1	0	0	0	0	0	0	0	0	0	0	0	0	4	0	0	.333
Feb 06	at Florida Atlantic	*of	3	0	1	0	1	0	0	0	0	0	0	0	0	0	1	0	0	0	.333
Feb 07	vs Wisconsin	*of	4	0	2	1	1	0	0	0	0	0	0	0	0	0	0	1	0	0	.400
Feb 07	vs Missouri State	*c	2	1	1	1	1	0	0	1	0	0	0	0	0	0	0	4	1	0	.417
Feb 08	vs Kansas	*c	3	0	0	0	0	0	0	0	0	0	0	0	0	0	0	9	0	1	.333
Feb 13	at Southern Miss	*of/c	4	0	0	0	0	0	0	0	0	0	1	0	0	0	0	8	0	0	.263
Feb 14	vs Sam Houston	*c	3	2	2	1	1	0	1	0	0	0	0	0	0	0	0	9	0	0	.318
Feb 14	at Louisiana	*c	5	0	0	0	0	0	0	0	0	0	0	0	0	0	1	4	0	0	.259
Feb 16	at Louisiana	*c	3	1	1	2	0	0	1	0	0	0	0	0	0	1	0	10	1	0	.267
Feb 21	vs North Alabama	ph	0	0	0	0	0	0	0	0	0	0	1	0	0	0	0	0	0	0	.267
Feb 22	vs Miami	*c	3	0	0	0	0	0	0	0	0	0	1	0	0	0	0	8	0	0	.242
Feb 23	vs James Madison	*c	2	0	1	1	0	0	0	0	0	0	0	0	1	0	0	5	0	0	.257
Feb 23	vs Louisiana Tech	*c/dh	2	2	2	1	1	0	0	1	0	0	0	0	0	0	0	3	0	0	.297
Feb 26	MCNEESE	*c	3	0	0	0	0	0	0	0	0	0	0	0	0	0	0	11	0	0	.275
Feb 28	NICHOLLS	*dh	1	0	0	1	0	0	0	0	0	0	0	0	1	0	0	0	0	0	.268
Feb 28	SOUTH ALABAMA	*c	2	0	0	0	0	0	0	0	0	0	0	0	0	0	1	7	1	0	.256
Mar 01	MURRAY STATE	1b	0	0	0	0	0	0	0	0	0	0	0	0	0	0	0	2	0	0	.256
Mar 01	NICHOLLS	ph/1b	1	0	0	0	0	0	0	0	0	0	0	0	0	0	1	3	0	0	.250
Mar 07	ARKANSAS	*of	1	0	0	0	0	0	0	0	0	0	1	0	0	0	1	0	0	0	.244
Mar 11	at WKU	c	2	0	0	0	0	0	0	0	0	0	0	0	0	0	0	4	1	0	.234
Mar 16	IOWA STATE-1	*c	3	0	1	0	0	0	0	0	0	0	0	0	0	0	0	9	0	0	.240
Mar 30	MISSOURI-2	ph	1	0	1	1	0	0	0	0	0	0	0	0	0	0	0	0	0	0	.255
Mar 31	MISSOURI	ph	1	0	1	0	0	0	0	0	0	0	0	0	0	0	0	0	0	0	.269
Apr 05	at South Carolina	*c	3	0	1	0	0	0	0	0	0	0	0	0	0	0	1	4	3	0	.273
Apr 11	FLORIDA	1b	0	0	0	0	0	0	0	0	0	0	0	0	0	0	0	0	0	0	.273
Apr 12	FLORIDA	*of	3	0	1	0	0	0	0	0	0	0	0	0	0	1	0	0	0	0	.276
Apr 13	FLORIDA	ph	1	0	0	0	0	0	0	0	0	0	0	0	0	0	1	0	0	0	.271
Apr 17	at Georgia	c	0	0	0	0	0	0	0	0	0	0	0	0	0	0	0	1	0	0	.271
Apr 19	at Georgia	ph	0	0	0	0	0	0	0	1	0	0	0	0	0	0	0	0	0	0	.271
Apr 26	TENNESSEE	1b	0	0	0	0	0	0	0	0	0	0	0	0	0	0	0	0	0	0	.271
May 02	at Mississippi State	*of	3	0	0	0	0	0	0	0	0	0	0	0	0	0	0	3	0	0	.258
May 03	at Mississippi State	ph	1	0	1	0	1	0	0	0	0	0	0	0	0	0	0	0	0	0	.270
May 08	vs Texas	ph	1	0	1	1	0	0	0	0	0	0	0	0	0	0	0	0	0	0	.281
May 16	vs Grand Canyon	of	0	0	0	0	0	0	0	0	0	0	0	0	0	0	0	0	0	0	.281
May 18	at Arizona-2	ph	1	0	0	0	0	0	0	0	0	0	0	0	0	0	0	0	0	0	.277
Totals		20gs	65	6	18	10	6	0	2	3	0	0	4	0	2	2	7	109	7	1	.277

On base pct. .338 • Slugging pct. .462

MACKAY'S CAREER STATS

Year	Avg.	GP	GS	AB	R	H	2B	3B	HR	RBI	TB	SLG%	BB	HBP	SO	GDP	OB%	SF	SH	SB	ATT	PO	A	E	FLD%
2023	.277	35	27	47	7	13	2	0	1	8	18	.383	3	2	7	0	.346	0	0	0	0	135	14	2	.987
2024	.240	49	45	129	13	31	8	0	3	17	48	.372	13	3	19	1	.322	1	7	0	0	91	9	1	.990
2025	.277	35	20	65	6	18	6	0	2	10	30	.462	3	4	7	2	.338	2	0	0	0	109	7	1	.991
TOTAL	**.257**	**119**	**92**	**241**	**26**	**62**	**16**	**0**	**6**	**35**	**96**	**.398**	**19**	**9**	**33**	**3**	**.331**	**3**	**7**	**0**	**0**	**335**	**30**	**4**	**.989**

21 GRACE THOMPSON

SO | INF | BEAUMONT, TEXAS | WEST BROOK

SEASON HIGHS

- **Runs:** 1, vs. Nicholls (3/1/25)
- **Hits:** 1, 5x, MR vs. Nicholls (3/1/25)
- **Doubles:** 1, vs. Nicholls (3/1/25)
- **Triples:** --
- **Home Runs:** --
- **RBI:** 1, vs. UT Martin (4/8/25)
- **Total Bases:** 2, vs. Nicholls (3/1/25)
- **Walks:** 1, vs. UT Martin (4/8/25)
- **Stolen Bases:** --

CAREER HIGHS

- **Runs:** 1, 3x, MR vs. Nicholls (3/1/25)
- **Hits:** 1, 5x, MR vs. Nicholls (3/1/25)
- **Doubles:** 1, vs. Nicholls (3/1/25)
- **Triples:** --
- **Home Runs:** --
- **RBI:** 1, vs. UT Martin (4/8/25)
- **Total Bases:** 2, vs. Nicholls (3/1/25)
- **Walks:** 1, vs. UT Martin (4/8/25)
- **Stolen Bases:** --

RUN DOWN

Date	Opponent	Pos	AB	R	H	RBI	2B	3B	HR	BB	SB	CS	HBP	SAC	SF	GDP	K	PO	A	E	Avg
Feb.06	at Florida Atlantic	ph	1	0	1	0	0	0	0	0	0	0	0	0	0	0	0	0	0	0	1.000
Feb 07	vs Missouri State	ph	1	0	1	0	0	0	0	0	0	0	0	0	0	0	0	0	0	0	1.000
Feb 08	vs Kansas	*2b	3	0	1	0	0	0	0	0	0	0	0	0	0	0	0	1	0	0	.600
Feb 13	at Southern Miss	ph	1	0	0	0	0	0	0	0	0	0	0	0	0	0	1	0	0	0	.500
Feb 15	vs Central Arkansas	ph	1	0	1	0	0	0	0	0	0	0	0	0	0	0	0	0	0	0	.571
Feb 16	vs NIU	ph	1	0	0	0	0	0	0	0	0	0	0	0	0	0	0	0	0	0	.500
Feb 21	vs North Alabama	ph	1	0	0	0	0	0	0	0	0	0	0	0	0	0	1	0	0	0	.444
Feb 28	SOUTH ALABAMA	ph	1	0	0	0	0	0	0	0	0	0	0	0	0	0	0	0	0	0	.400
Mar 01	NICHOLLS	2b	2	1	1	0	1	0	0	0	0	0	0	0	0	0	0	1	0	1	.417
Mar 11	at WKU	ph/2b	2	0	0	0	0	0	0	0	0	0	0	0	0	0	0	1	1	0	.357
Mar 14	SAMFORD	ph	1	0	0	0	0	0	0	0	0	0	0	0	0	0	1	0	0	0	.333
Mar 21	at Kentucky	ph	1	0	0	0	0	0	0	0	0	0	0	0	0	0	0	0	0	0	.312
Apr 08	UT MARTIN	ph	0	0	0	1	0	0	0	1	0	0	0	0	0	0	0	0	0	0	.312
Apr 12	FLORIDA	ph	1	0	0	0	0	0	0	0	0	0	0	0	0	0	1	0	0	0	.294
Totals		1gs	17	1	5	1	1	0	0	1	0	0	0	0	0	0	4	3	1	1	.294

On base pct. .333 • Slugging pct. .353

THOMPSON'S CAREER STATS

Year	Avg.	GP	GS	AB	R	H	2B	3B	HR	RBI	TB	SLG%	BB	HBP	SO	GDP	OB%	SF	SH	SB	ATT	PO	A	E	FLD%
2023	---	--	--	--	--	--	--	--	--	--	--	---	--	--	--	--	---	--	--	--	--	--	--	--	---
2024	.000	12	0	7	2	0	0	0	0	0	0	.000	0	1	5	0	.125	0	0	0	0	1	0	0	1.000
2025	.294	14	1	17	1	5	1	0	0	1	6	.353	1	0	4	0	.333	0	0	0	0	3	1	1	.800
TOTAL	**.208**	**26**	**1**	**24**	**3**	**5**	**1**	**0**	**0**	**1**	**6**	**.250**	**1**	**1**	**9**	**0**	**.269**	**0**	**0**	**0**	**0**	**4**	**1**	**1**	**.833**

22 TAYLOR MALVIN

JR | OF | JOHNS CREEK, GA. | BUFORD

SEASON HIGHS

- **Runs:** 4, vs. Miami (2/22/25)
- **Hits:** 4, at Georgia (4/17/25)
- **Doubles:** 1, 3x, MR vs. Iowa State (1) (3/16/25)
- **Triples:** 1, at Kentucky (3/23/25)
- **Home Runs:** --
- **RBI:** 1, 10x, MR at Mississippi State (5/3/25)
- **Total Bases:** 4, at Georgia (4/17/25)
- **Walks:** 3, 3x, MR vs. South Alabama (3/2/25)
- **Stolen Bases:** 2, vs. North Dakota State (3/14/25)

CAREER HIGHS

- **Runs:** 4, vs. Miami (2/22/25)
- **Hits:** 4, at Georgia (4/17/25)
- **Doubles:** 1, 3x, MR vs. Iowa State (1) (3/16/25)
- **Triples:** 1, at Kentucky (3/23/25)
- **Home Runs:** --
- **RBI:** 1, 11x, MR at Mississippi State (5/3/25)
- **Total Bases:** 4, at Georgia (4/17/25)
- **Walks:** 3, 3x, MR vs. South Alabama (3/2/25)
- **Stolen Bases:** 2, vs. North Dakota State (3/14/25)

RUN DOWN

Date	Opponent	Pos	AB	R	H	RBI	2B	3B	HR	BB	SB	CS	HBP	SAC	SF	GDP	K	PO	A	E	Avg
Feb 06	vs Clemson	*of	1	0	0	0	0	0	0	0	0	0	0	0	0	0	0	2	0	0	.000
Feb 06	at Florida Atlantic	pr/of	1	1	1	0	0	0	0	0	0	1	0	0	0	0	0	2	0	0	.500
Feb 07	vs Wisconsin	*of	3	2	3	0	0	0	0	0	1	0	0	0	0	0	0	1	0	0	.800
Feb 07	vs Missouri State	*of/dh	2	0	1	1	0	0	0	0	0	1	0	0	0	0	0	0	0	0	.714
Feb 08	vs Kansas	*of	3	2	2	1	0	0	0	0	0	0	0	0	0	0	0	0	0	0	.700
Feb 13	at Southern Miss	*of	2	0	0	0	0	0	0	0	0	0	0	0	0	0	1	0	0	0	.583
Feb 14	vs Sam Houston	*of	2	1	1	0	0	0	0	1	0	0	0	0	0	0	0	0	0	0	.571
Feb 14	at Louisiana	*of	5	1	1	0	1	0	0	0	1	0	0	0	0	0	0	0	0	0	.474
Feb 15	vs Central Arkansas	*of	2	1	0	0	0	0	0	1	0	0	0	0	0	0	1	0	0	0	.429
Feb 16	vs NIU	*of	1	2	0	0	0	0	0	3	0	0	0	0	0	0	1	0	0	0	.409
Feb 16	at Louisiana	*of	3	0	0	1	0	0	0	0	0	0	0	1	0	0	2	0	0	0	.360
Feb 21	vs North Alabama	*of	2	0	0	0	0	0	0	1	0	0	0	0	0	0	1	0	0	0	.333
Feb 22	vs Miami	*of	1	4	1	0	0	0	0	3	0	0	0	0	0	0	0	0	0	0	.357
Feb 23	vs James Madison	*of	4	1	2	0	0	0	0	0	0	0	0	0	0	0	0	1	0	0	.375
Feb 23	vs Louisiana Tech	*of	0	0	0	0	0	0	0	0	0	0	1	0	0	0	0	0	0	0	.375
Feb 26	MCNEESE	*of	3	0	2	0	1	0	0	0	0	0	0	0	0	0	0	0	0	0	.400
Feb 28	NICHOLLS	*of	3	0	0	0	0	0	0	0	0	0	0	0	0	0	1	0	0	0	.368
Feb 28	SOUTH ALABAMA	*of	3	1	1	0	0	0	0	0	1	0	0	0	0	0	1	0	0	0	.366
Mar 01	MURRAY STATE	*of	2	0	0	0	0	0	0	1	0	0	0	0	0	0	0	1	0	0	.349
Mar 01	NICHOLLS	*of	1	2	1	1	0	0	0	1	0	0	0	0	0	0	0	0	0	0	.364
Mar 02	SOUTH ALABAMA	*of	1	2	0	0	0	0	0	3	0	0	0	0	0	0	0	0	0	0	.356
Mar 07	ARKANSAS	*of	3	2	1	0	0	0	0	1	1	0	0	0	0	0	1	0	0	0	.354
Mar 08	ARKANSAS	*of	3	1	0	1	0	0	0	1	0	0	0	0	0	0	1	1	0	0	.333
Mar 09	ARKANSAS	*of	0	2	0	0	0	0	0	2	0	0	0	0	0	0	0	1	0	0	.333
Mar 11	at WKU	*of	1	2	0	0	0	0	0	1	0	0	0	0	0	0	0	0	0	0	.327
Mar 14	SAMFORD	*of	3	1	1	0	0	0	0	0	1	0	0	0	0	0	0	0	0	0	.327
Mar 14	NORTH DAKOTA STA	*of	3	0	1	1	0	0	0	0	2	0	0	0	0	0	0	1	0	0	.328
Mar 16	IOWA STATE-1	*of	3	1	1	0	1	0	0	0	0	0	0	0	0	0	1	1	0	0	.328
Mar 16	IOWA STATE-2	*of	4	1	1	0	0	0	0	0	1	0	0	0	0	0	0	0	0	0	.323
Mar 21	at Kentucky	*of	4	0	1	1	0	0	0	0	0	0	0	0	0	0	1	2	0	1	.319
Mar 22	at Kentucky	*of	4	0	0	0	0	0	0	0	0	0	0	0	0	0	0	1	0	0	.301
Mar 23	at Kentucky	*of	3	0	1	0	0	1	0	0	0	0	0	1	0	0	1	1	0	0	.303
Mar 30	MISSOURI-1	*of	3	0	1	0	0	0	0	0	0	0	0	0	0	0	2	3	0	0	.304
Mar 30	MISSOURI-2	*of	2	0	0	0	0	0	0	1	0	0	0	0	0	0	1	1	0	0	.296
Mar 31	MISSOURI	*of	4	1	0	0	0	0	0	1	0	0	0	0	0	0	0	0	0	1	.282
Apr 04	at South Carolina	*of	1	0	0	0	0	0	0	0	0	0	0	0	0	0	1	0	0	0	.279
Apr 05	at South Carolina	*of	3	0	1	0	0	0	0	0	0	0	0	0	0	0	1	0	0	0	.281
Apr 06	at South Carolina	*of	3	0	0	0	0	0	0	0	0	0	0	0	0	0	1	1	0	0	.272
Apr 08	UT MARTIN	*of	2	0	1	0	0	0	0	0	0	0	0	0	0	0	0	0	0	0	.277
Apr 11	FLORIDA	*of	3	2	3	0	0	0	0	0	0	0	0	0	0	0	0	2	0	0	.299
Apr 12	FLORIDA	*of	4	1	2	0	0	0	0	0	1	0	0	0	0	0	0	1	0	0	.307
Apr 13	FLORIDA	*of/of	3	2	1	0	0	0	0	1	0	0	0	0	0	0	1	1	0	0	.308
Apr 17	at Georgia	*of	5	3	4	1	0	0	0	1	0	0	0	0	0	0	0	1	0	0	.330
Apr 18	at Georgia	*of	3	0	0	0	0	0	0	0	0	0	0	1	0	0	2	2	0	0	.321
Apr 19	at Georgia	*of	3	1	1	0	0	0	0	1	0	1	0	0	0	0	0	1	0	0	.322
Apr 25	TENNESSEE	*of	1	0	0	1	0	0	0	1	0	0	0	0	0	0	0	3	0	0	.319
Apr 26	TENNESSEE	*of	2	0	0	0	0	0	0	0	0	0	0	0	0	0	2	3	0	0	.314
Apr 27	TENNESSEE	*of	3	0	0	0	0	0	0	0	0	0	0	0	0	0	2	2	0	0	.306
May 01	at Mississippi State	*of	2	0	0	0	0	0	0	0	0	0	0	0	0	0	0	2	0	0	.301
May 02	at Mississippi State	*of	3	0	0	0	0	0	0	0	0	0	0	0	0	0	0	0	0	0	.294
May 03	at Mississippi State	*of	2	0	0	1	0	0	0	0	0	0	0	0	1	0	0	2	0	0	.289
May 06	vs Missouri	*of	2	0	0	0	0	0	0	0	0	0	0	0	0	0	1	3	0	0	.285
May 07	vs Florida	*of	3	0	0	0	0	0	0	0	0	0	0	0	0	0	0	4	0	0	.278
May 08	vs Texas	*of	1	1	0	0	0	0	0	0	0	0	0	0	0	0	1	2	0	0	.276
May 16	vs Grand Canyon	*of	2	1	2	0	0	0	0	0	0	0	0	1	0	0	0	0	0	0	.287
May 17	at Arizona	*of/of	3	0	1	0	0	0	0	0	0	0	0	0	0	0	0	0	0	1	.288
May 18	vs Arizona	*of	2	0	0	0	0	0	0	0	0	0	0	0	0	0	0	1	0	0	.284
May 18	at Arizona-2	*of/of	2	0	1	0	0	0	0	0	0	0	0	0	0	0	0	1	0	0	.287
May 23	at Arkansas	*of/of	2	0	0	0	0	0	0	0	0	0	0	0	0	0	0	3	0	0	.283
May 24	at Arkansas	*of/of	2	0	0	0	0	0	0	0	0	0	0	0	0	0	0	1	0	0	.279
Totals		59gs	147	42	41	10	3	1	0	25	9	3	1	4	1	0	28	55	0	3	.279

MALVIN'S CAREER STATS

Year	Avg.	GP	GS	AB	R	H	2B	3B	HR	RBI	TB	SLG%	BB	HBP	SO	GDP	OB%	SF	SH	SB	ATT	PO	A	E	FLD%
2023	.000	28	0	1	9	0	0	0	0	0	0	.000	0	0	1	0	.000	0	0	2	2	2	0	0	1.000
2024	.294	47	5	17	22	5	0	0	0	1	5	.294	6	0	3	1	.478	0	1	6	8	10	0	0	1.000
2025	.279	60	59	147	42	41	3	1	0	10	46	.313	25	1	28	0	.385	1	4	9	12	55	0	3	.948
TOTAL	**.279**	**134**	**64**	**165**	**73**	**46**	**3**	**1**	**0**	**11**	**51**	**.309**	**31**	**1**	**32**	**1**	**.394**	**1**	**5**	**17**	**22**	**67**	**0**	**3**	**.957**

23 TAYLOR ROMAN

SR | UT | MISSOURI CITY, TEXAS | RIDGE POINT | LOUISIANA

SEASON HIGHS

- **Runs:** 2, vs. Missouri State (2/7/25)
- **Hits:** 2, vs. Missouri (2) (3/30/25)
- **Doubles:** 1, 5x, MR vs. Arkansas (5/23/25)
- **Triples:** --
- **Home Runs:** 1, 2x, MR vs. Arizona (5/17/25)
- **RBI:** 3, 2x, MR vs. Arizona (5/17/25)
- **Total Bases:** 4, 2x, MR vs. Arizona (5/17/25)
- **Walks:** 1, 3x, MR at Kentucky (3/22/25)
- **Stolen Bases:** --

CAREER HIGHS

- **Runs:** 3, vs. UAB (2) (2/11/22)
- **Hits:** 3, at Georgia Southern (1) (3/19/22)
- **Doubles:** 1, 12x, MR vs. Arkansas (5/23/25)
- **Triples:** 1, 4x, MR vs. Georgia State (3/12/22)
- **Home Runs:** 1, 12x, MR vs. Arizona (5/17/25)
- **RBI:** 4, 2x, MR vs. UAB (2) (2/11/22)
- **Total Bases:** 7, vs. UAB (2) (2/11/22)
- **Walks:** 2, 2x, MR vs. LSU (3/3/22)
- **Stolen Bases:** 1, 11x, MR at UL Monroe (5/7/22)

RUN DOWN

Date	Opponent	Pos	AB	R	H	RBI	2B	3B	HR	BB	SB	CS	HBP	SAC	SF	GDP	K	PO	A	E	Avg
Feb 06	vs Clemson	*dh	3	0	1	0	0	0	0	0	0	0	0	0	0	0	0	0	0	0	.333
Feb 06	at Florida Atlantic	*dh	3	0	1	0	0	0	0	1	0	0	0	0	0	0	0	0	0	0	.333
Feb 07	vs Wisconsin	*dh	2	0	0	0	0	0	0	0	0	0	0	0	0	0	1	0	0	0	.250
Feb 07	vs Missouri State	*dh	2	2	1	3	0	0	1	0	0	0	0	0	0	0	0	0	0	0	.300
Feb 13	at Southern Miss	*dh	4	0	0	0	0	0	0	0	0	0	0	0	0	0	1	0	0	0	.214
Feb 15	vs Central Arkansas	*dh	2	1	1	2	1	0	0	0	0	0	0	0	1	0	0	0	0	0	.250
Feb 16	vs NIU	*dh	2	0	1	0	0	0	0	0	0	0	0	0	0	0	0	0	0	0	.278
Feb 16	at Louisiana	ph	1	0	0	0	0	0	0	0	0	0	0	0	0	0	1	0	0	0	.263
Feb 21	vs North Alabama	*dh	3	0	0	0	0	0	0	0	0	0	0	0	0	0	1	0	0	0	.227
Feb 23	vs James Madison	*dh	3	0	1	0	0	0	0	0	0	0	0	0	0	0	1	0	0	0	.240
Feb 26	MCNEESE	*dh	3	0	1	1	1	0	0	0	0	0	0	0	0	0	0	0	0	0	.250
Mar 02	SOUTH ALABAMA	ph	1	0	0	0	0	0	0	0	0	0	0	0	0	0	0	0	0	0	.241
Mar 08	ARKANSAS	ph	1	0	0	0	0	0	0	0	0	0	0	0	0	0	0	0	0	0	.233
Mar 09	ARKANSAS	*dh	2	0	0	0	0	0	0	0	0	0	0	0	0	0	0	0	0	0	.219
Mar 16	IOWA STATE-1	ph	0	0	0	1	0	0	0	1	0	0	0	0	0	0	0	0	0	0	.219
Mar 21	at Kentucky	ph	1	0	1	2	1	0	0	0	0	0	0	0	0	0	0	0	0	0	.242
Mar 22	at Kentucky	*dh	2	0	0	0	0	0	0	1	0	0	0	0	0	0	1	0	0	0	.229
Mar 30	MISSOURI-1	ph	1	0	0	0	0	0	0	0	0	0	0	0	0	0	0	0	0	0	.222
Mar 30	MISSOURI-2	*dh	3	0	2	1	1	0	0	0	0	0	0	0	0	0	0	0	0	0	.256
Apr 04	at South Carolina	ph	1	0	0	0	0	0	0	0	0	0	0	0	0	0	1	0	0	0	.250
Apr 06	at South Carolina	ph	1	0	0	0	0	0	0	0	0	0	0	0	0	0	0	0	0	0	.244
Apr 11	FLORIDA	ph	1	0	0	0	0	0	0	0	0	0	0	0	0	0	1	0	0	0	.238
Apr 26	TENNESSEE	ph	1	0	0	0	0	0	0	0	0	0	0	0	0	0	1	0	0	0	.233
May 03	at Mississippi State	ph	1	0	0	0	0	0	0	0	0	0	0	0	0	0	0	0	0	0	.227
May 17	at Arizona	ph	1	1	1	3	0	0	1	0	0	0	0	0	0	0	0	0	0	0	.244
May 23	at Arkansas	ph	1	0	1	2	1	0	0	0	0	0	0	0	0	0	0	0	0	0	.261
Totals		13gs	46	4	12	15	5	0	2	3	0	0	0	0	1	0	9	0	0	0	.261

On base pct. .300 • Slugging pct. .500

ROMAN'S CAREER STATS

Year	Avg.	GP	GS	AB	R	H	2B	3B	HR	RBI	TB	SLG%	BB	HBP	SO	GDP	OB%	SF	SH	SB	ATT	PO	A	E	FLD%
2020	.255	22	18	55	11	14	3	0	2	9	23	.418	5	2	13	0	.339	0	0	3	3	15	1	0	1.000
2021	.200	6	6	15	3	3	0	0	1	2	6	.400	1	0	4	0	.250	0	0	1	1	33	1	0	1.000
2022	.303	45	20	76	20	23	3	4	5	20	49	.645	9	1	20	0	.379	1	0	7	9	130	0	0	1.000
2023	.333	25	3	21	5	7	1	0	2	6	14	.667	4	1	3	0	.462	0	0	0	0	5	0	1	.833
2024	---	--	--	--	--	--	--	--	--	--	--	---	--	--	--	--	---	--	--	--	--	--	--	--	---
2025	.261	26	13	46	4	12	5	0	2	15	23	.500	3	0	9	0	.300	1	0	0	0	0	0	0	---
TOTAL	**.277**	**124**	**60**	**213**	**43**	**59**	**12**	**4**	**12**	**52**	**115**	**.540**	**22**	**4**	**49**	**0**	**.353**	**2**	**0**	**11**	**13**	**183**	**2**	**1**	**.995**

24 LAIR BEAUTAE

SR | UT | RIVERSIDE, CALIF. | JOHN W. NORTH | HOUSTON

SEASON HIGHS

- **Runs:** 2, 2x, MR vs. Arkansas (3/8/25)
- **Hits:** 3, vs. Texas (5/8/25)
- **Doubles:** 2, 3x, MR vs. Texas (5/8/25)
- **Triples:** 1, vs. South Alabama (3/2/25)
- **Home Runs:** 1, 2x, MR vs. Florida (4/11/25)
- **RBI:** 4, at Western Kentucky (3/11/25)
- **Total Bases:** 5, 3x, MR vs. Texas (5/8/25)
- **Walks:** 2, vs. Iowa State (1) (3/16/25)
- **Stolen Bases:** 1, 2x, MR at Georgia (4/19/25)

CAREER HIGHS

- **Runs:** 4, vs. Texas Tech (4/27/24)
- **Hits:** 4, at Florida (3/25/22)
- **Doubles:** 2, 6x, MR vs. Texas (5/8/25)
- **Triples:** 1, 3x MR vs. South Alabama (3/2/25)
- **Home Runs:** 1, 19x, MR vs. Florida (4/11/25)
- **RBI:** 6, vs. Mercer (4/6/23)
- **Total Bases:** 8, vs. Texas Tech (4/26/24)
- **Walks:** 3, 6x, MR vs. UCF (4/14/24)
- **Stolen Bases:** 2, 3x, MR at Georgia (4/8/22)

RUN DOWN

Date	Opponent	Pos	AB	R	H	RBI	2B	3B	HR	BB	SB	CS	HBP	SAC	SF	GDP	K	PO	A	E	Avg
Feb 28	NICHOLLS	ph	0	0	0	0	0	0	0	1	0	0	0	0	0	0	0	0	0	0	.000
Mar 01	MURRAY STATE	*dh	2	0	1	0	0	0	0	1	0	0	0	0	0	0	0	0	0	0	.500
Mar 01	NICHOLLS	*dh	2	2	2	1	0	0	0	1	0	0	0	0	0	0	0	0	0	0	.750
Mar 02	SOUTH ALABAMA	*dh	3	1	2	3	1	1	0	1	0	0	0	0	0	0	0	0	0	0	.714
Mar 07	ARKANSAS	*dh	1	0	1	1	0	0	0	1	0	0	0	0	1	0	0	0	0	0	.750
Mar 08	ARKANSAS	*dh	4	2	1	0	0	0	0	0	0	0	0	0	0	0	0	0	0	0	.583
Mar 09	ARKANSAS	*of	2	1	1	2	0	0	1	1	0	0	0	0	0	0	0	3	0	0	.571
Mar 11	at WKU	*dh	3	1	2	4	2	0	0	1	0	0	0	0	0	0	0	0	0	0	.588
Mar 14	SAMFORD	*of	1	1	0	0	0	0	0	1	0	0	1	0	0	0	0	1	0	0	.556
Mar 14	NORTH DAKOTA STA	*of	3	0	0	1	0	0	0	0	0	0	0	0	0	0	1	2	0	0	.476
Mar 16	IOWA STATE-1	*of	2	1	0	0	0	0	0	2	0	0	0	0	0	0	0	0	0	0	.435
Mar 16	IOWA STATE-2	*dh	3	1	2	1	1	0	0	0	0	0	1	0	0	0	0	0	0	0	.462
Mar 21	at Kentucky	*of	4	1	1	1	0	0	0	0	0	0	0	0	1	0	0	3	0	0	.433
Mar 22	at Kentucky	*of	2	0	1	0	1	0	0	1	0	0	1	0	0	0	0	3	0	0	.438
Mar 23	at Kentucky	*of	3	0	1	0	0	0	0	1	1	0	0	0	0	0	1	0	0	0	.429
Mar 30	MISSOURI-1	*of	3	1	2	0	1	0	0	0	0	0	0	0	0	0	0	0	0	0	.447
Mar 30	MISSOURI-2	*of	3	0	0	0	0	0	0	0	0	0	0	0	0	0	1	0	0	0	.415
Mar 31	MISSOURI	*of	3	0	2	0	0	0	0	0	0	0	1	0	0	0	0	2	0	0	.432
Apr 04	at South Carolina	*of	4	0	1	0	0	0	0	0	0	0	0	0	0	0	0	1	1	0	.417
Apr 05	at South Carolina	*of	3	0	0	0	0	0	0	0	0	0	0	0	0	1	1	2	0	0	.392
Apr 06	at South Carolina	*of	4	0	2	1	2	0	0	0	0	0	0	0	0	0	0	3	0	0	.400
Apr 08	UT MARTIN	*of/dh	3	1	2	0	0	0	0	0	0	0	0	0	0	0	0	0	0	0	.414
Apr 11	FLORIDA	*of	3	2	2	3	0	0	1	1	0	0	0	0	0	0	0	1	0	0	.426
Apr 18	at Georgia	*dh	1	1	0	0	0	0	0	1	0	0	1	0	0	0	1	0	0	0	.419
Apr 19	at Georgia	ph/dh	3	0	0	0	0	0	0	0	1	0	0	0	0	0	0	0	0	0	.400
Apr 25	TENNESSEE	*of	3	0	0	0	0	0	0	0	0	0	0	0	0	0	0	2	0	0	.382
Apr 26	TENNESSEE	*of	4	0	0	0	0	0	0	0	0	0	0	0	0	0	1	1	0	0	.361
Apr 27	TENNESSEE	*of	3	0	2	1	1	0	0	0	0	1	1	0	0	0	0	1	0	0	.373
May 01	at Mississippi State	*of	3	0	1	0	0	0	0	0	0	0	0	0	0	0	0	0	0	0	.372
May 03	at Mississippi State	*of	3	0	1	1	0	0	0	0	0	0	0	0	1	0	0	1	0	0	.370
May 06	vs Missouri	*of	3	0	0	0	0	0	0	0	0	0	0	0	0	0	0	1	0	0	.357
May 07	vs Florida	*of	4	1	2	0	0	0	0	0	0	0	0	0	0	0	2	0	0	0	.364
May 08	vs Texas	*of/ph	4	0	3	1	2	0	0	0	0	0	0	0	0	0	0	1	0	0	.380
May 16	vs Grand Canyon	*of/ph	4	1	1	1	0	0	0	0	0	0	0	0	0	0	0	1	0	0	.375
May 17	at Arizona	*of	4	1	0	0	0	0	0	0	0	0	0	0	0	0	0	1	0	0	.360
May 18	vs Arizona	*of	3	0	0	0	0	0	0	0	0	0	0	0	0	0	1	1	0	0	.350
May 18	at Arizona-2	*of	3	1	0	0	0	0	0	0	0	0	0	0	0	0	1	2	0	0	.340
May 23	at Arkansas	*of	3	0	1	0	0	0	0	0	0	0	0	0	0	0	0	0	0	0	.339
May 24	at Arkansas	*of	3	0	2	0	0	0	0	0	0	0	0	0	0	0	0	0	0	1	.348
Totals		37gs	112	20	39	22	11	1	2	14	2	1	6	0	3	1	10	33	1	1	.348

On base pct. .437 • Slugging pct. .518

BEAUTAE'S CAREER STATS

Year	Avg.	GP	GS	AB	R	H	2B	3B	HR	RBI	TB	SLG%	BB	HBP	SO	GDP	OB%	SF	SH	SB	ATT	PO	A	E	FLD%
2022	.293	56	53	150	31	44	9	1	5	33	70	.467	24	6	30	0	.407	2	0	13	14	66	30	5	.950
2023	.250	37	35	104	21	26	3	1	4	29	43	.413	18	1	25	1	.360	2	0	2	2	42	28	2	.972
2024	.336	54	53	149	55	50	13	0	8	26	87	.584	33	6	23	1	.471	1	2	5	6	93	62	5	.969
2025	.348	39	37	112	20	39	11	1	2	22	58	.518	14	6	10	1	.437	3	0	2	3	33	1	1	.971
TOTAL	**.309**	**186**	**178**	**515**	**127**	**159**	**36**	**3**	**19**	**110**	**258**	**.501**	**89**	**19**	**88**	**3**	**.423**	**8**	**2**	**22**	**25**	**234**	**121**	**13**	**.965**

25 TENLY GRISHAM

SO | INF | PHILADELPHIA, MISS. | NESHOBA

SEASON HIGHS

- **Runs:** 2, vs. Nicholls (3/1/25)
- **Hits:** 2, vs. Nicholls (3/1/25)
- **Doubles:** --
- **Triples:** 1, vs. Nicholls (3/1/25)
- **Home Runs:** --
- **RBI:** 1, vs. Nicholls (3/1/25)
- **Total Bases:** 4, vs. Nicholls (3/1/25)
- **Walks:** 1, vs. South Alabama (3/2/25)
- **Stolen Bases:** --

CAREER HIGHS

- **Runs:** 2, vs. Nicholls (3/1/25)
- **Hits:** 2, vs. Nicholls (3/1/25)
- **Doubles:** --
- **Triples:** 1, vs. Nicholls (3/1/25)
- **Home Runs:** --
- **RBI:** 1, vs. Nicholls (3/1/25)
- **Total Bases:** 4, vs. Nicholls (3/1/25)
- **Walks:** 1, vs. South Alabama (3/2/25)
- **Stolen Bases:** 1, 4x, MR at Missouri (4/17/23)

RUN DOWN

Date	Opponent	Pos	AB	R	H	RBI	2B	3B	HR	BB	SB	CS	HBP	SAC	SF	GDP	K	PO	A	E	Avg
Feb 07	vs Wisconsin	pr	0	0	0	0	0	0	0	0	0	0	0	0	0	0	0	0	0	0	.000
Feb 07	vs Missouri State	pr	0	1	0	0	0	0	0	0	0	0	0	0	0	0	0	0	0	0	.000
Feb 08	vs Kansas	pr	0	1	0	0	0	0	0	0	0	0	0	0	0	0	0	0	0	0	.000
Feb 13	at Southern Miss	of	3	0	0	0	0	0	0	0	0	0	0	0	0	0	1	1	0	0	.000
Feb 21	vs North Alabama	pr	0	1	0	0	0	0	0	0	0	0	0	0	0	0	0	0	0	0	.000
Feb 23	vs James Madison	*of	3	0	1	0	0	0	0	0	0	0	0	0	0	0	1	2	0	0	.167
Feb 28	SOUTH ALABAMA	*of/dh	2	1	0	0	0	0	0	0	0	0	0	0	0	0	0	0	0	0	.125
Mar 01	NICHOLLS	*of	2	2	2	1	0	1	0	0	0	0	1	0	0	0	0	1	0	0	.300
Mar 02	SOUTH ALABAMA	*of	3	0	0	0	0	0	0	1	0	0	0	0	0	0	0	0	0	0	.231
Mar 08	ARKANSAS	*of	4	1	1	0	0	0	0	0	0	0	0	0	0	0	0	1	0	0	.235
Mar 11	at WKU	*of	1	1	1	0	0	0	0	0	0	0	0	0	0	0	0	0	0	0	.278
Mar 14	NORTH DAKOTA STA	pr	0	1	0	0	0	0	0	0	0	0	0	0	0	0	0	0	0	0	.278
Mar 16	IOWA STATE-1	ph	1	0	0	0	0	0	0	0	0	0	0	0	0	0	1	0	0	0	.263
Mar 21	at Kentucky	ph	1	0	0	0	0	0	0	0	0	0	0	0	0	0	0	0	0	0	.250
Mar 22	at Kentucky	ph	1	0	0	0	0	0	0	0	0	0	0	0	0	0	0	0	0	0	.238
Mar 23	at Kentucky	ph	1	0	0	0	0	0	0	0	0	0	0	0	0	0	0	0	0	0	.227
Mar 30	MISSOURI-1	ph	1	0	0	0	0	0	0	0	0	0	0	0	0	0	0	0	0	0	.217
Apr 04	at South Carolina	pr	0	0	0	0	0	0	0	0	0	0	0	0	0	0	0	0	0	0	.217
Apr 06	at South Carolina	pr	0	0	0	0	0	0	0	0	0	0	0	0	0	0	0	0	0	0	.217
Apr 08	UT MARTIN	pr/of	0	1	0	0	0	0	0	0	0	0	0	0	0	0	0	0	0	0	.217
Apr 11	FLORIDA	ph	1	0	0	0	0	0	0	0	0	0	0	0	0	0	0	0	0	0	.208
Apr 13	FLORIDA	of	0	0	0	0	0	0	0	0	0	0	0	0	0	0	0	0	0	0	.208
Apr 17	at Georgia	pr	0	0	0	0	0	0	0	0	0	0	0	0	0	0	0	0	0	0	.208
Apr 26	TENNESSEE	ph	1	0	0	0	0	0	0	0	0	0	0	0	0	0	1	0	0	0	.200
May 02	at Mississippi State	pr	0	0	0	0	0	0	0	0	0	0	0	0	0	0	0	0	0	0	.200
May 03	at Mississippi State	of	1	0	0	0	0	0	0	0	0	0	0	0	0	0	0	0	0	0	.192
May 07	vs Florida	pr/of	0	0	0	0	0	0	0	0	0	0	0	0	0	0	0	0	0	0	.192
May 08	vs Texas	pr	0	1	0	0	0	0	0	0	0	0	0	0	0	0	0	0	0	0	.192
May 16	vs Grand Canyon	pr	0	0	0	0	0	0	0	0	0	0	0	0	0	0	0	0	0	0	.192
Totals		6gs	26	11	5	1	0	1	0	1	0	0	1	0	0	0	4	5	0	0	.192

On base pct. .250 • Slugging pct. .269

GRISHAM'S CAREER STATS

Year	Avg.	GP	GS	AB	R	H	2B	3B	HR	RBI	TB	SLG%	BB	HBP	SO	GDP	OB%	SF	SH	SB	ATT	PO	A	E	FLD%
2023	.000	29	0	0	13	0	0	0	0	0	0	.000	0	0	0	0	.000	0	0	4	6	0	0	0	.000
2024	---	--	--	--	--	--	--	--	--	--	--	---	--	--	--	--	---	--	--	--	--	--	--	--	---
2025	.192	29	6	26	11	5	0	1	0	1	7	.269	1	1	3	0	.250	0	0	0	0	5	0	0	1.000
TOTAL	**.192**	**58**	**6**	**26**	**24**	**5**	**0**	**1**	**0**	**1**	**7**	**.269**	**1**	**1**	**3**	**0**	**.250**	**0**	**0**	**4**	**6**	**5**	**0**	**0**	**1.000**

26 ANGELINA DELEON

SR | INF | VALLEY SPRINGS, CALIF. | CALAVERAS

SEASON HIGHS

- **Runs:** 2, vs. Nicholls (3/1/25)
- **Hits:** 2, 6x, MR vs. Grand Canyon (5/16/25)
- **Doubles:** 1, 6x, MR vs. Arkansas (5/23/25)
- **Triples:** 1, vs. Missouri State (2/7/25)
- **Home Runs:** 1, 4x, MR vs. Arizona (5/17/25)
- **RBI:** 2, 6x, MR vs. Texas (5/8/25)
- **Total Bases:** 4, 4x, MR vs. Arizona (5/17/25)
- **Walks:** 2, 2x, MR at Georgia (4/17/25)
- **Stolen Bases:** 1, 4x, MR vs. Tennessee (4/25/25)

CAREER HIGHS

- **Runs:** 3, vs. Memphis (3/5/24)
- **Hits**: 2, 13x, MR vs. Grand Canyon (5/16/25)
- **Doubles:** 1, 19x, MR vs. Arkansas (5/23/25)
- **Triples:** 1, 2x, MR vs. Missouri State (2/7/25)
- **Home Runs:** 1, 9x, MR vs. Arizona (5/17/25)
- **RBI:** 2, 14x, MR vs. Texas (5/8/25)
- **Total Bases:** 6, vs. SFA (3/10/22)
- **Walks:** 2, 5x, MR at Georgia (4/17/25)
- **Stolen Bases:** 1, 7x, MR vs. Tennessee (4/25/25)

RUN DOWN

Date	Opponent	Pos	AB	R	H	RBI	2B	3B	HR	BB	SB	CS	HBP	SAC	SF	GDP	K	PO	A	E	Avg
Feb 06	vs Clemson	*3b/ss	2	1	0	0	0	0	0	0	0	0	1	0	0	0	1	3	1	0	.000
Feb 06	at Florida Atlantic	*ss	2	1	1	2	0	0	1	1	0	0	0	0	0	0	0	1	2	0	.250
Feb 07	vs Wisconsin	*ss/3b	1	1	1	0	0	0	0	1	0	0	0	0	0	0	0	0	2	0	.400
Feb 07	vs Missouri State	*3b	1	1	1	1	0	1	0	1	1	0	0	0	0	0	0	1	2	0	.500
Feb 08	vs Kansas	*ss	1	0	1	0	0	0	0	0	0	1	0	0	0	0	0	0	0	0	.571
Feb 14	at Louisiana	*3b	3	0	0	0	0	0	0	1	0	0	0	0	0	0	0	3	1	0	.400
Feb 15	vs Central Arkansas	*ss	3	0	0	1	0	0	0	0	0	0	0	0	0	0	0	0	2	0	.308
Feb 16	vs NIU	*ss	3	0	1	1	1	0	0	0	0	0	0	0	0	0	0	4	2	1	.312
Feb 16	at Louisiana	*ss	2	0	0	0	0	0	0	0	0	0	0	1	0	0	1	1	0	0	.278
Feb 21	vs North Alabama	*ss	3	0	2	2	0	0	0	0	0	0	0	0	0	0	0	1	0	0	.333
Feb 22	vs Miami	*3b	2	0	0	0	0	0	0	0	0	0	0	0	0	0	1	1	1	0	.304
Feb 23	vs James Madison	*ss	2	0	0	0	0	0	0	1	0	0	0	0	0	0	0	0	2	0	.280
Feb 23	vs Louisiana Tech	*ss	3	0	0	0	0	0	0	0	0	0	0	0	0	0	1	6	1	1	.250
Feb 26	MCNEESE	*ss	3	0	0	1	0	0	0	0	0	0	0	0	0	0	0	2	1	0	.226
Feb 28	NICHOLLS	*3b	2	0	1	0	1	0	0	0	0	0	0	0	0	0	0	0	5	0	.242
Feb 28	SOUTH ALABAMA	*ss/3b	1	0	0	0	0	0	0	0	0	0	0	0	0	0	0	0	0	0	.235
Mar 01	MURRAY STATE	*3b	3	0	0	0	0	0	0	0	0	0	0	0	0	0	0	0	4	0	.216
Mar 01	NICHOLLS	*ss/3b	1	2	1	0	0	0	0	1	0	0	0	0	0	0	0	0	1	0	.237
Mar 02	SOUTH ALABAMA	*ss/3b	2	1	1	2	0	0	1	1	0	0	1	0	0	0	1	0	1	0	.250
Mar 07	ARKANSAS	*ss/3b	3	0	0	0	0	0	0	0	0	0	0	0	0	0	0	1	2	0	.233
Mar 08	ARKANSAS	*3b	2	1	0	0	0	0	0	0	0	0	0	0	0	0	0	0	2	0	.222
Mar 09	ARKANSAS	*ss/3b	1	0	0	0	0	0	0	1	0	0	0	0	0	0	1	2	0	0	.217
Mar 11	at WKU	*3b/ss	2	1	1	0	0	0	0	0	0	0	0	0	0	0	0	1	4	1	.229
Mar 14	SAMFORD	*3b	2	0	0	0	0	0	0	0	0	0	0	0	0	0	0	1	0	0	.220
Mar 14	NORTH DAKOTA STA	*3b/ss	1	1	1	0	1	0	0	1	0	0	0	0	0	0	0	1	0	0	.235
Mar 16	IOWA STATE-1	*ss/3b	1	0	1	2	0	0	0	1	1	0	0	0	0	0	0	0	1	1	.250
Mar 16	IOWA STATE-2	*3b	3	0	1	0	0	0	0	0	0	0	0	0	0	0	0	0	4	1	.255
Mar 21	at Kentucky	*3b/ss	2	0	0	0	0	0	0	2	0	0	0	0	0	0	0	0	3	0	.246
Mar 22	at Kentucky	*3b/ss	2	0	0	0	0	0	0	0	0	0	0	0	0	0	1	1	4	0	.237
Mar 23	at Kentucky	*3b/ss	3	0	2	0	0	0	0	0	0	0	0	0	0	0	0	1	1	0	.258
Mar 30	MISSOURI-1	*3b/ss	2	0	0	0	0	0	0	0	0	0	0	0	0	0	1	1	0	0	.250
Mar 30	MISSOURI-2	*3b	2	0	0	0	0	0	0	0	0	0	0	0	0	0	0	1	5	0	.242
Mar 31	MISSOURI	*3b	3	1	1	2	0	0	1	0	0	0	0	0	0	0	1	1	1	1	.246
Apr 04	at South Carolina	*3b	2	0	0	0	0	0	0	0	0	0	0	0	0	0	0	1	1	0	.239
Apr 05	at South Carolina	*3b	2	0	0	0	0	0	0	0	0	0	1	0	0	0	0	1	1	0	.233
Apr 06	at South Carolina	*3b	2	0	0	0	0	0	0	0	0	0	0	0	0	0	0	3	0	0	.227
Apr 08	UT MARTIN	*3b/ss	2	0	0	1	0	0	0	0	0	0	1	0	0	0	0	0	1	0	.221
Apr 11	FLORIDA	*3b	3	0	1	0	0	0	0	0	0	0	0	0	0	0	1	3	0	0	.225
Apr 12	FLORIDA	*3b	1	0	0	0	0	0	0	0	0	0	0	0	0	0	0	0	2	0	.222
Apr 13	FLORIDA	*3b	4	0	1	0	0	0	0	0	1	0	0	0	0	0	0	0	0	0	.224
Apr 17	at Georgia	*3b	3	1	0	0	0	0	0	2	0	0	0	0	0	0	0	0	2	0	.216
Apr 18	at Georgia	*3b/ss	3	1	2	0	1	0	0	0	0	0	0	0	0	0	0	0	6	0	.231
Apr 19	at Georgia	*3b/ss	2	0	0	0	0	0	0	0	0	0	0	0	0	0	1	2	1	0	.226
Apr 25	TENNESSEE	*ss/3b	2	0	0	1	0	0	0	0	1	0	0	0	0	0	1	1	1	0	.221
Apr 26	TENNESSEE	*ss	2	0	0	0	0	0	0	0	0	0	0	0	0	0	0	1	2	0	.216
Apr 27	TENNESSEE	*ss	1	0	0	0	0	0	0	0	0	0	0	0	0	0	0	2	1	0	.214
May 01	at Mississippi State	*ss	2	0	0	0	0	0	0	0	0	0	0	0	0	0	1	0	2	0	.210
May 02	at Mississippi State	*ss	2	0	1	0	0	0	0	0	0	0	0	0	0	0	0	0	0	0	.216
May 03	at Mississippi State	*ss	3	0	2	0	1	0	0	0	0	0	1	0	0	0	0	1	4	0	.229
May 06	vs Missouri	*ss	2	0	0	0	0	0	0	0	0	0	0	0	0	1	0	2	1	0	.224
May 07	vs Florida	*ss	3	0	2	0	0	0	0	0	0	0	0	0	0	0	0	2	1	0	.236
May 08	vs Texas	*ss	3	0	1	2	0	0	0	0	0	0	0	0	0	0	0	1	1	0	.239
May 16	vs Grand Canyon	*ss	3	1	2	0	0	0	0	0	0	0	0	0	0	0	0	0	2	0	.250
May 17	at Arizona	*ss	4	1	1	1	0	0	1	0	0	0	0	0	0	0	0	0	2	0	.250
May 18	vs Arizona	*ss	2	0	1	0	0	0	0	0	0	0	0	0	0	0	0	1	1	0	.254
May 18	at Arizona-2	*ss	4	0	0	0	0	0	0	0	0	0	0	0	0	0	1	4	0	0	.246
May 23	at Arkansas	*ss	4	0	1	0	1	0	0	0	0	0	0	0	0	0	1	1	1	0	.246
May 24	at Arkansas	*ss	2	0	1	0	0	0	0	0	0	0	0	0	0	0	1	1	3	0	.250
Totals		58gs	132	15	33	19	6	1	4	14	4	1	5	1	0	1	16	61	91	6	.250

DELEON'S CAREER STATS

Year	Avg.	GP	GS	AB	R	H	2B	3B	HR	RBI	TB	SLG%	BB	HBP	SO	GDP	OB%	SF	SH	SB	ATT	PO	A	E	FLD%
2022	.265	44	38	83	17	22	7	0	1	11	32	.386	10	7	17	0	.390	0	2	2	2	48	39	7	.926
2023	.231	15	3	13	3	3	0	0	0	1	3	.231	1	1	7	0	.313	1	0	1	1	7	6	1	.929
2024	.228	58	58	149	17	34	6	1	4	21	54	.362	17	7	40	1	.335	0	1	0	0	104	106	4	.981
2025	.250	58	58	132	15	33	6	1	4	19	53	.402	14	5	16	1	.344	0	1	4	5	61	91	6	.962
TOTAL	**.244**	**175**	**157**	**377**	**52**	**92**	**19**	**2**	**9**	**52**	**142**	**.377**	**42**	**20**	**80**	**2**	**.350**	**1**	**4**	**7**	**8**	**220**	**242**	**18**	**.963**

28 RYAN STARR

JR | INF | LONG ISLAND, N.Y. | MASSAPEQUA | SYRACUSE

SEASON HIGHS

- **Runs:** 1, 8x, MR vs. Texas (5/8/25)
- **Hits:** 1, 2x, MR vs. Kansas (2/8/25)
- **Doubles:** --
- **Triples:** --
- **Home Runs:** --
- **RBI:** 1, 2x, MR at Georgia (4/17/25)
- **Total Bases:** 1, 2x, MR vs. Kansas (2/8/25)
- **Walks:** 1, 2x, MR at Georgia (4/19/25)
- **Stolen Bases:** 1, vs. North Dakota State (3/14/25)

CAREER HIGHS

- **Runs:** 3, at North Florida (2/10/23)
- **Hits**: 2, 6x, MR: at LSU (3/18/24)
- **Doubles:** 1, 3x, MR: vs. BYU (2/8/24)
- **Triples:** 1, 2x, MR: vs. WKU (4/13/24)
- **Home Runs:** --
- **RBI:** 2, vs. Nevada (2/9/24)
- **Total Bases:** 3, 3x, MR: vs. WKU (4/13/24)
- **Walks:** 2, at Hawaii (2/10/24)
- **Stolen Bases:** 1, 16x, MR vs. North Dakota State (3/14/25)

RUN DOWN

Date	Opponent	Pos	AB	R	H	RBI	2B	3B	HR	BB	SB	CS	HBP	SAC	SF	GDP	K	PO	A	E	Avg
Feb 06	vs Clemson	*ss	0	0	0	0	0	0	0	0	0	0	0	0	0	0	0	1	0	0	.000
Feb 07	vs Wisconsin	pr/ss	0	1	0	0	0	0	0	0	0	0	0	0	0	0	0	0	0	0	.000
Feb 07	vs Missouri State	*ss	2	1	1	0	0	0	0	0	0	0	0	0	0	0	0	2	1	0	.500
Feb 08	vs Kansas	ss	2	1	1	0	0	0	0	0	0	0	0	0	0	0	0	0	0	1	.500
Feb 13	at Southern Miss	*ss	3	0	0	0	0	0	0	0	0	0	0	0	0	0	1	1	0	0	.286
Feb 14	vs Sam Houston	*ss	2	0	0	0	0	0	0	0	0	0	0	1	0	0	0	0	0	0	.222
Feb 14	at Louisiana	*ss	0	0	0	0	0	0	0	0	0	0	0	0	0	0	0	0	5	0	.222
Feb 22	vs Miami	*ss	0	0	0	0	0	0	0	0	0	0	0	0	0	0	0	3	2	0	.222
Feb 28	NICHOLLS	*ss/pr	0	1	0	0	0	0	0	0	0	0	0	0	0	0	0	0	5	1	.222
Feb 28	SOUTH ALABAMA	ss	0	0	0	0	0	0	0	0	0	0	0	0	0	0	0	0	1	0	.222
Mar 01	MURRAY STATE	*ss/pr	0	0	0	0	0	0	0	0	0	0	0	0	0	0	0	0	2	0	.222
Mar 01	NICHOLLS	ss	1	0	0	1	0	0	0	0	0	0	0	0	1	0	0	1	2	1	.200
Mar 02	SOUTH ALABAMA	ss	0	0	0	0	0	0	0	0	0	0	0	0	0	0	0	0	0	0	.200
Mar 07	ARKANSAS	ss	0	0	0	0	0	0	0	0	0	0	0	0	0	0	0	0	0	0	.200
Mar 08	ARKANSAS	*ss	0	0	0	0	0	0	0	0	0	0	0	0	0	0	0	3	3	0	.200
Mar 09	ARKANSAS	ss	0	0	0	0	0	0	0	0	0	0	0	0	0	0	0	1	0	1	.200
Mar 11	at WKU	*ss	0	0	0	0	0	0	0	0	0	0	0	0	0	0	0	0	1	0	.200
Mar 14	SAMFORD	*ss	1	0	0	0	0	0	0	0	0	0	0	0	0	0	0	1	1	0	.182
Mar 14	NORTH DAKOTA STA	*ss	0	0	0	0	0	0	0	0	1	0	0	0	0	0	0	0	0	0	.182
Mar 16	IOWA STATE-1	ss	0	0	0	0	0	0	0	0	0	0	0	0	0	0	0	1	0	0	.182
Mar 16	IOWA STATE-2	*ss	0	0	0	0	0	0	0	0	0	0	0	0	0	0	0	1	1	0	.182
Mar 21	at Kentucky	*ss	1	0	0	0	0	0	0	0	0	0	0	0	0	0	1	1	1	0	.167
Mar 22	at Kentucky	*ss/pr	0	0	0	0	0	0	0	0	0	0	0	0	0	0	0	1	0	0	.167
Mar 23	at Kentucky	*ss	0	0	0	0	0	0	0	0	0	0	0	0	0	0	0	0	1	0	.167
Mar 30	MISSOURI-1	*ss	1	0	0	0	0	0	0	0	0	0	0	0	0	0	1	2	0	0	.154
Mar 30	MISSOURI-2	*ss/pr	0	1	0	0	0	0	0	0	0	0	0	0	0	0	0	0	2	0	.154
Mar 31	MISSOURI	*ss	2	0	0	0	0	0	0	0	0	0	0	0	0	0	1	4	3	0	.133
Apr 04	at South Carolina	*ss	1	0	0	0	0	0	0	0	0	0	0	1	0	0	0	0	2	0	.125
Apr 05	at South Carolina	*ss	0	0	0	0	0	0	0	0	0	0	0	0	0	0	0	1	2	0	.125
Apr 06	at South Carolina	*ss	1	0	0	0	0	0	0	0	0	0	0	0	0	0	0	2	1	0	.118
Apr 08	UT MARTIN	*ss	1	0	0	0	0	0	0	1	0	0	0	0	0	0	0	0	0	0	.111
Apr 11	FLORIDA	*ss	2	0	0	0	0	0	0	0	0	0	0	0	0	0	1	1	0	0	.100
Apr 12	FLORIDA	*ss	0	0	0	0	0	0	0	0	0	0	0	0	0	0	0	2	1	0	.100
Apr 13	FLORIDA	*ss	1	1	0	0	0	0	0	0	0	0	1	0	0	0	1	0	1	1	.095
Apr 17	at Georgia	*ss	3	1	0	1	0	0	0	0	0	0	1	0	0	0	1	1	0	1	.083
Apr 18	at Georgia	*ss	0	0	0	0	0	0	0	0	0	0	0	0	0	0	0	2	1	1	.083
Apr 19	at Georgia	*ss	0	0	0	0	0	0	0	1	0	0	0	0	0	0	0	1	0	0	.083
Apr 25	TENNESSEE	ss	0	0	0	0	0	0	0	0	0	0	0	0	0	0	0	0	0	0	.083
Apr 26	TENNESSEE	pr	0	0	0	0	0	0	0	0	0	0	0	0	0	0	0	0	0	0	.083
Apr 27	TENNESSEE	ss	0	0	0	0	0	0	0	0	0	0	0	0	0	0	0	0	0	0	.083
May 02	at Mississippi State	pr/ss	0	0	0	0	0	0	0	0	0	0	0	0	0	0	0	1	0	0	.083
May 03	at Mississippi State	pr/ss	0	0	0	0	0	0	0	0	0	0	0	0	0	0	0	0	0	0	.083
May 07	vs Florida	pr	0	0	0	0	0	0	0	0	0	0	0	0	0	0	0	0	0	0	.083
May 08	vs Texas	pr	0	1	0	0	0	0	0	0	0	0	0	0	0	0	0	0	0	0	.083
Totals		29gs	24	8	2	2	0	0	0	2	1	0	2	2	1	0	7	34	39	7	.083

On base pct. .207 • Slugging pct. .083

STARR'S CAREER STATS

Year	Avg.	GP	GS	AB	R	H	2B	3B	HR	RBI	TB	SLG%	BB	HBP	SO	GDP	OB%	SF	SH	SB	ATT	PO	A	E	FLD%
2023	.240	43	42	96	19	23	2	1	0	3	27	.281	4	0	14	0	.270	0	2	14	14	45	68	8	.934
2024	.162	58	58	111	20	18	1	1	0	3	21	.189	9	1	24	1	.231	0	8	1	1	78	129	14	.937
2025	.083	44	29	24	8	2	0	0	0	2	2	.083	2	2	7	0	.207	1	2	1	1	34	39	7	.913
TOTAL	**.186**	**145**	**129**	**231**	**47**	**43**	**3**	**2**	**0**	**8**	**50**	**.216**	**15**	**3**	**45**	**1**	**.244**	**1**	**12**	**16**	**16**	**157**	**236**	**29**	**.931**

31 LEXIE BRADY

SR | C/UT | SIOUX FALLS, S.D. | O'GORMAN

SEASON HIGHS

- **Runs:** 3, vs. UT Martin (4/8/25)
- **Hits:** 3, 2x, MR vs. Arizona (5/18/25)
- **Doubles:** 1, 10x, MR vs. Arkansas (5/23/25)
- **Triples:** 1, vs. Arkansas (3/8/25)
- **Home Runs:** 2, vs. UT Martin (4/8/25)
- **RBI:** 6, at Georgia (4/17/25)
- **Total Bases:** 8, 2x, MR vs. UT Martin (4/8/25)
- **Walks:** 3, vs. North Alabama (2/21/25)
- **Stolen Bases:** 1, 6x, MR vs. Texas (5/8/25)

CAREER HIGHS

- **Runs:** 3, 2x, MR vs. UT Martin (4/8/25)
- **Hits**: 3, 5x, MR vs. Arizona (5/18/25)
- **Doubles:** 2, 2x, MR: vs. Baylor (5/20/23)
- **Triples:** 1, 3x, MR vs. Arkansas (3/8/25)
- **Home Runs:** 2, 2x, MR vs. UT Martin (4/8/25)
- **RBI:** 6, at Georgia (4/17/25)
- **Total Bases:** 8, 3x, MR vs. UT Martin (4/8/25)
- **Walks:** 3, 2x, MR vs. North Alabama (2/21/25)
- **Stolen Bases:** 1, 12x, MR vs. Texas (5/8/25)

RUN DOWN

Date	Opponent	Pos	AB	R	H	RBI	2B	3B	HR	BB	SB	CS	HBP	SAC	SF	GDP	K	PO	A	E	Avg
Feb 06	vs Clemson	*c	3	0	0	0	0	0	0	0	0	0	0	0	0	0	1	6	1	0	.000
Feb 06	at Florida Atlantic	*c	3	0	0	0	0	0	0	0	0	0	0	0	0	0	1	6	2	0	.000
Feb 07	vs Wisconsin	*c	3	0	0	0	0	0	0	0	0	0	0	0	0	0	1	16	1	2	.000
Feb 08	vs Kansas	*dh	2	0	0	0	0	0	0	1	0	0	0	0	0	0	1	0	0	0	.000
Feb 13	at Southern Miss	*c	3	0	2	0	1	0	0	0	0	0	0	0	0	0	0	13	0	0	.143
Feb 14	vs Sam Houston	*dh	2	2	1	1	0	0	1	1	0	0	0	0	0	0	1	0	0	0	.188
Feb 14	at Louisiana	*dh	3	0	1	1	1	0	0	2	0	0	0	0	0	0	0	0	0	0	.211
Feb 15	vs Central Arkansas	*c	1	2	1	2	0	0	0	1	1	0	1	0	0	0	0	6	0	0	.250
Feb 16	vs NIU	*c	4	0	2	0	0	0	0	0	0	1	0	0	0	0	1	6	0	0	.292
Feb 16	at Louisiana	*dh	1	0	0	0	0	0	0	0	0	0	2	0	0	0	0	0	0	0	.280
Feb 21	vs North Alabama	*c	1	1	1	1	0	0	0	3	0	0	0	0	0	0	0	14	0	0	.308
Feb 22	vs Miami	*dh	2	0	0	0	0	0	0	0	0	0	1	0	0	0	1	0	0	0	.286
Feb 23	vs Louisiana Tech	*dh/c	3	1	1	1	0	0	1	0	0	0	0	0	0	0	0	4	0	0	.290
Feb 26	MCNEESE	*of	3	0	0	0	0	0	0	0	0	0	0	0	0	0	1	0	0	0	.265
Feb 28	NICHOLLS	*c	3	1	2	3	0	0	1	0	0	0	0	0	0	0	0	1	2	0	.297
Feb 28	SOUTH ALABAMA	*dh	2	1	1	3	0	0	1	0	1	0	1	0	0	0	0	0	0	0	.308
Mar 01	MURRAY STATE	*c	2	0	0	1	0	0	0	0	0	0	0	0	1	0	0	8	0	0	.293
Mar 01	NICHOLLS	*c	2	2	2	3	0	0	1	0	0	0	0	0	0	0	0	2	0	0	.326
Mar 02	SOUTH ALABAMA	*c	2	0	2	0	1	0	0	1	0	0	1	0	0	0	0	8	0	1	.356
Mar 07	ARKANSAS	*c	3	1	1	2	0	0	1	0	0	0	0	0	0	0	1	6	0	0	.354
Mar 08	ARKANSAS	*c	3	1	3	1	0	1	1	1	0	0	0	0	0	0	0	7	0	0	.392
Mar 09	ARKANSAS	*c	2	0	1	1	0	0	0	1	0	0	0	0	0	0	0	4	0	0	.396
Mar 11	at WKU	*c	2	0	0	1	0	0	0	0	0	0	0	0	0	0	0	1	0	0	.382
Mar 14	SAMFORD	*c	3	2	1	4	0	0	1	0	0	0	0	0	0	0	0	9	0	0	.379
Mar 14	NORTH DAKOTA STA	*c	2	1	1	1	1	0	0	0	0	0	1	0	0	0	0	3	0	0	.383
Mar 16	IOWA STATE-1	*dh	3	1	1	0	0	0	0	0	0	0	0	0	0	0	1	0	0	0	.381
Mar 16	IOWA STATE-2	*c	3	1	1	1	0	0	1	0	0	0	0	0	0	0	0	9	0	0	.379
Mar 21	at Kentucky	*c	2	1	1	1	1	0	0	1	0	0	0	0	1	0	0	7	0	0	.382
Mar 22	at Kentucky	*c	2	2	1	2	0	0	1	1	1	0	1	0	0	0	0	6	0	0	.386
Mar 23	at Kentucky	*c	2	1	1	0	1	0	0	1	1	0	1	0	0	0	0	5	2	0	.389
Mar 30	MISSOURI-1	*c	3	0	2	0	0	0	0	0	0	0	0	0	0	0	0	9	1	0	.400
Mar 30	MISSOURI-2	*c	2	1	1	1	0	0	1	0	0	0	1	0	0	0	0	4	0	0	.403
Mar 31	MISSOURI	*c	4	1	1	2	0	0	1	0	0	0	0	0	0	0	1	4	0	0	.395
Apr 04	at South Carolina	*c	4	0	0	0	0	0	0	0	0	0	0	0	0	0	1	7	1	0	.376
Apr 05	at South Carolina	*dh	2	0	1	1	0	0	0	1	0	0	0	0	0	0	0	0	0	0	.379
Apr 06	at South Carolina	*c	2	0	0	0	0	0	0	0	0	0	1	0	0	0	0	3	0	0	.371
Apr 08	UT MARTIN	*c	2	3	2	5	0	0	2	1	0	0	0	0	0	0	0	9	0	0	.385
Apr 11	FLORIDA	*c	4	1	0	0	0	0	0	0	0	0	0	0	0	0	1	4	1	0	.368
Apr 12	FLORIDA	*c	3	0	0	0	0	0	0	1	0	0	0	0	0	0	2	5	1	0	.357
Apr 13	FLORIDA	*c	4	0	0	0	0	0	0	0	0	0	0	0	0	0	1	3	0	0	.343
Apr 17	at Georgia	*c	4	2	2	6	0	0	1	2	0	0	0	0	0	0	0	4	1	0	.349
Apr 18	at Georgia	*c	2	0	1	0	0	0	0	0	0	0	1	0	0	0	0	3	1	0	.352
Apr 19	at Georgia	*c	3	0	1	0	0	0	0	1	0	0	0	0	0	0	0	5	0	0	.351
Apr 25	TENNESSEE	*c	1	1	1	0	0	0	0	2	0	0	0	0	0	0	0	5	0	0	.357
Apr 26	TENNESSEE	*c	3	0	0	0	0	0	0	0	0	0	0	0	0	0	1	10	0	1	.348
Apr 27	TENNESSEE	*c	2	0	0	0	0	0	0	1	0	0	1	0	0	0	1	4	2	0	.342
May 01	at Mississippi State	*c	3	0	1	0	0	0	0	0	0	0	0	0	0	0	0	5	1	0	.342
May 02	at Mississippi State	*c	2	0	0	0	0	0	0	0	0	0	1	0	0	0	1	4	0	0	.336
May 03	at Mississippi State	*c	4	1	2	0	1	0	0	0	1	0	0	0	0	0	1	1	1	0	.341
May 06	vs Missouri	*c	2	0	0	0	0	0	0	0	0	0	0	0	0	0	1	7	1	0	.336
May 07	vs Florida	*c	3	1	0	0	0	0	0	1	0	0	0	0	0	0	1	8	0	0	.328
May 08	vs Texas	*c	3	0	0	0	0	0	0	0	1	0	1	0	0	0	2	5	0	0	.321
May 16	vs Grand Canyon	*c	1	0	1	1	1	0	0	0	0	0	2	0	0	0	0	3	0	0	.326
May 17	at Arizona	*c	4	2	2	1	0	0	1	0	0	0	0	0	0	0	1	5	0	0	.331
May 18	vs Arizona	*c	2	0	0	0	0	0	0	0	0	0	0	0	0	0	0	5	1	0	.326
May 18	at Arizona-2	*c	4	2	3	0	1	0	0	0	0	0	0	0	0	0	0	3	1	0	.338
May 23	at Arkansas	*c	2	1	1	2	1	0	0	1	0	0	0	0	1	0	0	6	1	0	.340
May 24	at Arkansas	*c	3	0	0	0	0	0	0	0	0	0	0	0	0	0	1	5	0	0	.333
Totals		58gs	150	37	50	49	10	1	16	25	6	1	17	0	3	0	26	283	22	4	.333

BRADY'S CAREER STATS

Year	Avg.	GP	GS	AB	R	H	2B	3B	HR	RBI	TB	SLG%	BB	HBP	SO	GDP	OB%	SF	SH	SB	ATT	PO	A	E	FLD%
2022	.214	19	5	28	5	6	1	0	1	5	10	.357	4	0	11	1	.313	0	0	1	1	51	2	0	1.000
2023	.312	44	29	77	16	24	8	1	3	18	43	.558	8	5	23	3	.411	0	0	3	4	146	13	7	.958
2024	.257	58	58	152	36	39	4	1	13	35	84	.553	34	16	47	1	.436	2	2	2	3	303	28	5	.985
2025	.333	58	58	150	37	50	10	1	16	49	110	.733	25	17	26	0	.472	3	0	6	7	283	22	4	.987
TOTAL	**.292**	**179**	**150**	**407**	**94**	**119**	**23**	**3**	**33**	**107**	**247**	**.607**	**71**	**38**	**107**	**5**	**.438**	**5**	**2**	**12**	**15**	**783**	**65**	**16**	**.981**

33 ALEXA ROSALES

SO | OF | CHINO HILLS, CALIF. | CHINO HILLS

SEASON HIGHS

- **Runs:** 1, 3x, MR vs. UT Martin (4/8/25)
- **Hits:** --
- **Doubles:** --
- **Triples:** --
- **Home Runs:** --
- **RBI:** --
- **Total Bases:** --
- **Walks:** --
- **Stolen Bases:** --

CAREER HIGHS

- **Runs:** 1, 3x, MR vs. UT Martin (4/8/25)
- **Hits:** --
- **Doubles:** --
- **Triples:** --
- **Home Runs:** --
- **RBI:** --
- **Total Bases:** --
- **Walks:** 1, 2x, MR: vs. LA Tech (4/16/24)
- **Stolen Bases:** --

RUN DOWN

Date	Opponent	Pos	AB	R	H	RBI	2B	3B	HR	BB	SB	CS	HBP	SAC	SF	GDP	K	PO	A	E	Avg
Feb.06	at Florida Atlantic	ph	1	0	0	0	0	0	0	0	0	0	0	0	0	0	0	0	0	0	.000
Feb 07	vs Missouri State	ph	1	0	0	0	0	0	0	0	0	0	0	0	0	0	0	0	0	0	.000
Feb 14	vs Sam Houston	ph	1	0	0	0	0	0	0	0	0	0	0	0	0	0	1	0	0	0	.000
Feb 28	NICHOLLS	ph	1	0	0	0	0	0	0	0	0	0	0	0	0	0	0	0	0	0	.000
Mar 01	NICHOLLS	ph	1	0	0	0	0	0	0	0	0	0	0	0	0	0	0	0	0	0	.000
Mar 02	SOUTH ALABAMA	pr	0	1	0	0	0	0	0	0	0	0	0	0	0	0	0	0	0	0	.000
Mar 14	NORTH DAKOTA STA	pr	0	1	0	0	0	0	0	0	0	0	0	0	0	0	0	0	0	0	.000
Apr 08	UT MARTIN	pr	0	1	0	0	0	0	0	0	0	0	0	0	0	0	0	0	0	0	.000
Totals		0gs	5	3	0	0	0	0	0	0	0	0	0	0	0	0	1	0	0	0	.000

On base pct. .000 • Slugging pct. .000

ROSALES' CAREER STATS

Year	Avg.	GP	GS	AB	R	H	2B	3B	HR	RBI	TB	SLG%	BB	HBP	SO	GDP	OB%	SF	SH	SB	ATT	PO	A	E	FLD%
2024	.000	9	0	2	0	0	0	0	0	0	0	.000	2	0	0	0	.500	0	0	0	0	0	0	0	.000
2025	.000	8	0	5	3	0	0	0	0	0	0	.000	0	0	1	0	.000	0	0	0	0	0	0	0	.000
TOTAL	**.000**	**17**	**0**	**7**	**3**	**0**	**0**	**0**	**0**	**0**	**0**	**.000**	**2**	**0**	**1**	**0**	**.222**	**0**	**0**	**0**	**0**	**0**	**0**	**0**	**.000**

34 RACHEL CONNORS

FR | C/UT | CHANDLER, ARIZ. | PERRY

SEASON HIGHS

- **Runs:** --
- **Hits:** 1, 4x, MR vs. Arizona (5/18/25)
- **Doubles:** 1, vs. Nicholls (3/1/25)
- **Triples:** --
- **Home Runs:** --
- **RBI:** 2, vs. North Dakota State (3/14/25)
- **Total Bases:** 2, vs. Nicholls (3/1/25)
- **Walks:** 1, at South Carolina (4/4/25)
- **Stolen Bases:** --

CAREER HIGHS

- **Runs:** --
- **Hits:** 1, 4x, MR vs. Arizona (5/18/25)
- **Doubles:** 1, vs. Nicholls (3/1/25)
- **Triples:** --
- **Home Runs:** --
- **RBI:** 2, vs. North Dakota State (3/14/25)
- **Total Bases:** 2, vs. Nicholls (3/1/25)
- **Walks:** 1, at South Carolina (4/4/25)
- **Stolen Bases:** --

RUN DOWN

Date	Opponent	Pos	AB	R	H	RBI	2B	3B	HR	BB	SB	CS	HBP	SAC	SF	GDP	K	PO	A	E	Avg
Feb 07	vs Wisconsin	ph	1	0	0	0	0	0	0	0	0	0	0	0	0	0	0	0	0	0	.000
Feb 15	vs Central Arkansas	ph	1	0	0	0	0	0	0	0	0	0	0	0	0	0	0	0	0	0	.000
Feb 22	vs Miami	ph	1	0	0	0	0	0	0	0	0	0	0	0	0	0	0	0	0	0	.000
Mar 01	NICHOLLS	c	1	0	1	0	1	0	0	0	0	0	0	0	0	0	0	2	0	0	.250
Mar 14	NORTH DAKOTA STA	ph	1	0	1	2	0	0	0	0	0	0	0	0	0	0	0	0	0	0	.400
Mar 31	MISSOURI	ph	1	0	0	0	0	0	0	0	0	0	0	0	0	0	0	0	0	0	.333
Apr 04	at South Carolina	ph	0	0	0	0	0	0	0	1	0	0	0	0	0	0	0	0	0	0	.333
Apr 06	at South Carolina	ph	1	0	0	0	0	0	0	0	0	0	0	0	0	0	1	0	0	0	.286
Apr 08	UT MARTIN	c	0	0	0	0	0	0	0	0	0	0	0	0	0	0	0	2	0	0	.286
Apr 11	FLORIDA	ph	1	0	0	0	0	0	0	0	0	0	0	0	0	0	0	0	0	0	.250
Apr 12	FLORIDA	*dh	2	0	1	1	0	0	0	0	0	0	0	0	1	0	1	0	0	0	.300
Apr 17	at Georgia	ph	1	0	0	0	0	0	0	0	0	0	0	0	0	0	0	0	0	0	.273
Apr 27	TENNESSEE	ph	0	0	0	0	0	0	0	0	0	0	1	0	0	0	0	0	0	0	.273
May 08	vs Texas	ph	0	0	0	0	0	0	0	0	0	0	1	0	0	0	0	0	0	0	.273
May 18	at Arizona-2	ph	1	0	1	0	0	0	0	0	0	0	0	0	0	0	0	0	0	0	.333
May 24	at Arkansas	ph	1	0	0	0	0	0	0	0	0	0	0	0	0	0	0	0	0	0	.308
Totals		1gs	13	0	4	3	1	0	0	1	0	0	2	0	1	0	2	4	0	0	.308

On base pct. .412 • Slugging pct. .385

CONNORS' CAREER STATS

Year	Avg.	GP	GS	AB	R	H	2B	3B	HR	RBI	TB	SLG%	BB	HBP	SO	GDP	OB%	SF	SH	SB	ATT	PO	A	E	FLD%
2025	.308	16	1	13	0	4	1	0	0	3	5	.385	1	2	2	0	.412	1	0	0	0	4	0	0	1.000
TOTAL	**.308**	**16**	**1**	**13**	**0**	**4**	**1**	**0**	**0**	**3**	**5**	**.385**	**1**	**2**	**2**	**0**	**.412**	**1**	**0**	**0**	**0**	**4**	**0**	**0**	**1.000**

82 GRAYCEN JORDAN

FR | RHP | COLUMBUS, GA. | BROOKSTONE

SEASON HIGHS

- **Innings Pitched:** --
- **Strikeouts:** --
- **Fewest Runs*:** --
- **Most Runs:** --
- **Fewest Hits*:** --
- **Most Hits:** --
- **Fewest Walks*:** --
- **Most Walks:** --

* - Minimum 5 innings pitched

CAREER HIGHS

- **Innings Pitched:** --
- **Strikeouts:** --
- **Fewest Runs*:** --
- **Most Runs:** --
- **Fewest Hits*:** --
- **Most Hits:** --
- **Fewest Walks*:** --
- **Most Walks:** --

* - Minimum 5 innings pitched

RUN DOWN

JORDAN'S CAREER STATS

Year	ERA	W	L	App	GS	CG	SHO	CBO	SV	IP	H	R	ER	BB	SO	2B	3B	HR	BF	B/Avg	WP	HBP	SFA	SHA
2025	---	--	--	--	--	--	--	--	--	---	--	--	--	--	--	--	--	--	--	---	--	--	--	--
TOTAL	**---**	**--**	**--**	**--**	**--**	**--**	**--**	**--**	**--**	**---**	**--**	**--**	**--**	**--**	**--**	**--**	**--**	**--**	**--**	**---**	**--**	**--**	**--**	**--**

GAME-BY-GAME STARTERS BY POSITION

Opponent	C	1B	2B	3B	SS	LF	CF	RF	DP/Flex	P
Feb. 6 - vs. Clemson	Brady	Mackay	Pickens	DeLeon	Starr	Pone	Lansdell	Malvin	Roman	Binford
Feb. 6 - at Florida Atlantic	Brady	Llamas	Pickens	Binford	DeLeon	Pone	Lansdell	Mackay	Roman	Lopez
Feb. 7 - vs. Wisconsin	Brady	Llamas	Pickens	Binford	DeLeon	Pone	Malvin	Mackay	Roman	Guachino
Feb. 7 - vs. Missouri State	Mackay	Llamas	Pickens	DeLeon	Starr	Pone	Lansdell	Malvin	Roman	Cooper
Feb. 8 - vs. Kansas	Mackay	Llamas	Thompson	Binford	DeLeon	Pone	Strain	Malvin	Brady	Guachino
Feb. 13 - at Southern Miss	Brady	Llamas	Pickens	Binford	Starr	Malvin	Lansdell	Mackay	Roman	Guachino
Feb. 14 - vs. Sam Houston	Mackay	Llamas	Pickens	Binford	Starr	Pone	Lansdell	Malvin	Brady	Lopez
Feb. 14 - at Louisiana	Mackay	Llamas	Pickens	DeLeon	Starr	Pone	Lansdell	Malvin	Brady	Binford
Feb. 15 - vs. Central Arkansas	Brady	Llamas	Pickens	Binford	DeLeon	Pone	Lansdell	Malvin	Roman	Guachino
Feb. 16 - vs. Northern Illinois	Brady	Llamas	Pickens	Binford	DeLeon	Pone	Lansdell	Malvin	Roman	Lopez
Feb. 16 - at Louisiana	Mackay	Llamas	Pickens	Binford	DeLeon	Pone	Lansdell	Malvin	Brady	Guachino
Feb. 21 - vs. North Alabama	Brady	Llamas	Pickens	Binford	DeLeon	Pone	Lansdell	Malvin	Roman	Guachino
Feb. 22 - vs. Miami	Mackay	Llamas	Pickens	DeLeon	Starr	Pone	Strain	Malvin	Brady	Binford
Feb. 23 - vs. James Madison	Mackay	Llamas	Pickens	Binford	DeLeon	Pone	Malvin	Grisham	Roman	Lopez
Feb. 23 - vs. Louisiana Tech	Mackay	Llamas	Pickens	Binford	DeLeon	Pone	Lansdell	Malvin	Brady	Guachino
Feb. 26 - vs. McNeese	Mackay	Llamas	Pickens	Binford	DeLeon	Pone	Malvin	Brady	Roman	Guachino
Feb. 28 - vs. Nicholls	Brady	Llamas	Pickens	DeLeon	Starr	Pone	Lansdell	Malvin	Mackay	Binford
Feb. 28 - vs. South Alabama	Mackay	Llamas	Pickens	Binford	DeLeon	Pone	Malvin	Grisham	Brady	Guachino
Mar. 1 - vs. Murray State	Brady	Llamas	Pickens	DeLeon	Starr	Pone	Strain	Malvin	Beautae	Binford
Mar. 1 - vs. Nicholls	Brady	Llamas	Pickens	Binford	DeLeon	Pone	Grisham	Malvin	Beautae	Lopez
Mar. 2 - vs. South Alabama	Brady	Llamas	Pickens	Binford	DeLeon	Pone	Malvin	Grisham	Beautae	Guachino
Mar. 7 - vs. Arkansas	Brady	Llamas	Pickens	Binford	DeLeon	Pone	Malvin	Mackay	Beautae	Guachino
Mar. 8 - vs. Arkansas	Brady	Llamas	Pickens	DeLeon	Starr	Pone	Malvin	Grisham	Beautae	Binford
Mar. 9 - vs. Arkansas	Brady	Llamas	Pickens	Binford	DeLeon	Pone	Malvin	Beautae	Roman	Guachino
Mar. 11 - at Western Kentucky	Brady	Llamas	Pickens	DeLeon	Starr	Pone	Malvin	Grisham	Beautae	Binford
Mar. 14 - vs. Samford	Brady	Llamas	Pickens	DeLeon	Starr	Pone	Malvin	Beautae	Binford	Guachino
Mar. 14 - vs. North Dakota State	Brady	Llamas	Pickens	DeLeon	Starr	Pone	Malvin	Beautae	Binford	Cooper
Mar. 16 - vs. Iowa State (1)	Mackay	Llamas	Pickens	Binford	DeLeon	Pone	Malvin	Beautae	Brady	Guachino
Mar. 16 - vs. Iowa State (2)	Brady	Llamas	Pickens	DeLeon	Starr	Pone	Lansdell	Malvin	Beautae	Binford
Mar. 21 - at Kentucky	Brady	Llamas	Pickens	DeLeon	Starr	Pone	Malvin	Beautae	Binford	Guachino
Mar. 22 - at Kentucky	Brady	Llamas	Pickens	DeLeon	Starr	Pone	Malvin	Beautae	Roman	Binford
Mar. 23 - at Kentucky	Brady	Llamas	Pickens	DeLeon	Starr	Pone	Malvin	Beautae	Binford	Guachino
Mar. 30 - vs. Missouri (1)	Brady	Llamas	Pickens	DeLeon	Starr	Pone	Malvin	Beautae	Binford	Guachino
Mar. 30 - vs. Missouri (2)	Brady	Llamas	Pickens	DeLeon	Starr	Pone	Malvin	Beautae	Roman	Binford
Mar. 31 - vs. Missouri	Brady	Llamas	Pickens	DeLeon	Starr	Pone	Malvin	Beautae	Binford	Guachino
Apr. 4 - at South Carolina	Brady	Llamas	Pickens	DeLeon	Starr	Pone	Malvin	Beautae	Binford	Guachino
Apr. 5 - at South Carolina	Mackay	Llamas	Pickens	DeLeon	Starr	Pone	Malvin	Beautae	Brady	Binford
Apr. 6 - at South Carolina	Brady	Llamas	Pickens	DeLeon	Starr	Pone	Malvin	Beautae	Binford	Guachino
Apr. 8 - vs. UT Martin	Brady	Llamas	Pickens	DeLeon	Starr	Pone	Malvin	Beautae	Binford	Guachino
Apr. 11 - vs. Florida	Brady	Llamas	Pickens	DeLeon	Starr	Pone	Malvin	Beautae	Binford	Guachino
Apr. 12 - vs. Florida	Brady	Llamas	Pickens	DeLeon	Starr	Pone	Malvin	Mackay	Connors	Binford
Apr. 13 - vs. Florida	Brady	Llamas	Pickens	DeLeon	Starr	Pone	Malvin	Duke	Binford	Lopez
Apr. 17 - at Georgia	Brady	Llamas	Pickens	DeLeon	Starr	Pone	Lansdell	Malvin	Binford	Guachino
Apr. 18 - at Georgia	Brady	Llamas	Pickens	DeLeon	Starr	Pone	Lansdell	Malvin	Beautae	Binford
Apr. 19 - at Georgia	Brady	Llamas	Pickens	DeLeon	Starr	Pone	Lansdell	Malvin	Binford	Lopez
Apr. 25 - vs. Tennessee	Brady	Llamas	Pickens	Lansdell	DeLeon	Pone	Malvin	Beautae	Binford	Guachino
Apr. 26 - vs. Tennessee	Brady	Llamas	Pickens	Lansdell	DeLeon	Pone	Malvin	Beautae	Binford	Lopez
Apr. 27 - vs. Tennessee	Brady	Llamas	Pickens	Lansdell	DeLeon	Pone	Malvin	Beautae	Binford	Guachino
May 1 - at Mississippi State	Brady	Llamas	Pickens	Lansdell	DeLeon	Pone	Malvin	Beautae	Binford	Lopez
May 2 - at Mississippi State	Brady	Llamas	Pickens	Lansdell	DeLeon	Pone	Malvin	Mackay	Binford	Guachino
May 3 - at Mississippi State	Brady	Llamas	Pickens	Lansdell	DeLeon	Pone	Malvin	Beautae	Binford	Lopez
May 6 - vs. Missouri	Brady	Llamas	Pickens	Lansdell	DeLeon	Pone	Malvin	Beautae	Binford	Lopez
May 7 - vs. Florida	Brady	Llamas	Pickens	Lansdell	DeLeon	Pone	Malvin	Beautae	Binford	Lopez
May 8 - vs. Texas	Brady	Llamas	Pickens	Lansdell	DeLeon	Pone	Malvin	Beautae	Binford	Guachino
May 16 - vs. Grand Canyon	Brady	Llamas	Pickens	Lansdell	DeLeon	Pone	Malvin	Beautae	Binford	Lopez
May 17 - vs. Arizona	Brady	Llamas	Pickens	Lansdell	DeLeon	Pone	Malvin	Beautae	Binford	Lopez

GAME-BY-GAME STARTERS BY POSITION (CONT.)

Opponent	C	1B	2B	3B	SS	LF	CF	RF	DP/Flex	P
May 18 - vs. Arizona	Brady	Llamas	Pickens	Lansdell	DeLeon	Pone	Malvin	Beautae	Binford	Guachino
May 18 - vs. Arizona	Brady	Llamas	Pickens	Lansdell	DeLeon	Pone	Malvin	Beautae	Binford	Lopez
May 23 - vs. Arkansas	Brady	Llamas	Pickens	Lansdell	DeLeon	Pone	Malvin	Beautae	Binford	Lopez
May 24 - vs. Arkansas	Brady	Llamas	Pickens	Lansdell	DeLeon	Pone	Malvin	Beautae	Binford	Lopez

GAME-BY-GAME STARTERS BY BATTING ORDER

Opponent	1	2	3	4	5	6	7	8	9
Feb. 6 - vs. Clemson	Pone	Lansdell	Roman	Brady	Binford	Pickens	Mackay	DeLeon	Malvin
Feb. 6 - at Florida Atlantic	Pone	Lansdell	Binford	Roman	Brady	Pickens	Llamas	Mackay	DeLeon
Feb. 7 - vs. Wisconsin	Pone	Llamas	Binford	Roman	Mackay	Pickens	Brady	Malvin	DeLeon
Feb. 7 - vs. Missouri State	Pone	Llamas	Mackay	Pickens	Roman	DeLeon	Malvin	Lansdell	Starr
Feb. 8 - vs. Kansas	Malvin	Llamas	Binford	Mackay	DeLeon	Brady	Thompson	Pone	Strain
Feb. 13 - at Southern Miss	Malvin	Binford	Llamas	Mackay	Pickens	Roman	Brady	Starr	Lansdell
Feb. 14 - vs. Sam Houston	Malvin	Llamas	Binford	Brady	Mackay	Lansdell	Pickens	Starr	Pone
Feb. 14 - at Louisiana	Malvin	Llamas	Binford	Brady	Mackay	Pickens	DeLeon	Lansdell	Pone
Feb. 15 - vs. Central Arkansas	Malvin	Llamas	Binford	Brady	Pickens	Roman	DeLeon	Lansdell	Pone
Feb. 16 - vs. Northern Illinois	Malvin	Llamas	Binford	Roman	Brady	Pickens	DeLeon	Lansdell	Pone
Feb. 16 - at Louisiana	Malvin	Llamas	Binford	DeLeon	Brady	Pickens	Mackay	Lansdell	Pone
Feb. 21 - vs. North Alabama	Malvin	Llamas	Binford	Brady	Roman	Pickens	DeLeon	Lansdell	Pone
Feb. 22 - vs. Miami	Malvin	Llamas	Binford	Brady	Mackay	Pickens	DeLeon	Strain	Pone
Feb. 23 - vs. James Madison	Malvin	Pone	Binford	Llamas	Roman	Pickens	Mackay	DeLeon	Grisham
Feb. 23 - vs. Louisiana Tech	Malvin	Pone	Binford	Llamas	Mackay	Pickens	DeLeon	Brady	Lansdell
Feb. 26 - vs. McNeese	Malvin	Pone	Binford	Llamas	Mackay	Pickens	Brady	Roman	DeLeon
Feb. 28 - vs. Nicholls	Malvin	Pone	Binford	Llamas	Brady	Pickens	Mackay	DeLeon	Lansdell
Feb. 28 - vs. South Alabama	Malvin	Pone	Binford	Llamas	Brady	Pickens	Mackay	DeLeon	Grisham
Mar. 1 - vs. Murray State	Malvin	Pone	Binford	Llamas	Brady	Pickens	Beautae	DeLeon	Strain
Mar. 1 - vs. Nicholls	Malvin	Pone	Binford	Llamas	Brady	Pickens	Beautae	DeLeon	Grisham
Mar. 2 - vs. South Alabama	Malvin	Pone	Binford	Llamas	Brady	Pickens	Beautae	DeLeon	Grisham
Mar. 7 - vs. Arkansas	Malvin	Pone	Binford	Llamas	Brady	Pickens	Beautae	DeLeon	Mackay
Mar. 8 - vs. Arkansas	Malvin	Beautae	Binford	Llamas	Brady	Pickens	Grisham	DeLeon	Pone
Mar. 9 - vs. Arkansas	Malvin	Beautae	Binford	Llamas	Brady	Pickens	Pone	Roman	DeLeon
Mar. 11 - at Western Kentucky	Malvin	Beautae	Binford	Llamas	Brady	Pickens	Pone	DeLeon	Grisham
Mar. 14 - vs. Samford	Malvin	Beautae	Binford	Llamas	Brady	Pickens	Pone	Starr	DeLeon
Mar. 14 - vs. North Dakota State	Malvin	Beautae	Binford	Llamas	Brady	Pickens	Pone	Starr	DeLeon
Mar. 16 - vs. Iowa State (1)	Malvin	Beautae	Binford	Llamas	Brady	Pickens	Pone	Mackay	DeLeon
Mar. 16 - vs. Iowa State (2)	Malvin	Beautae	Binford	Llamas	Brady	Pickens	Pone	DeLeon	Lansdell
Mar. 21 - at Kentucky	Malvin	Beautae	Binford	Llamas	Brady	Pickens	Pone	Starr	DeLeon
Mar. 22 - at Kentucky	Malvin	Beautae	Binford	Llamas	Brady	Pickens	Pone	Roman	DeLeon
Mar. 23 - at Kentucky	Malvin	Beautae	Binford	Llamas	Brady	Pickens	Pone	Starr	DeLeon
Mar. 30 - vs. Missouri (1)	Malvin	Beautae	Binford	Llamas	Brady	Pickens	Pone	Starr	DeLeon
Mar. 30 - vs. Missouri (2)	Pickens	Beautae	Binford	Llamas	Brady	Pone	Roman	DeLeon	Malvin
Mar. 31 - vs. Missouri	Malvin	Beautae	Binford	Llamas	Brady	Pickens	Pone	Starr	DeLeon
Apr. 4 - at South Carolina	Pone	Beautae	Binford	Llamas	Brady	Pickens	Malvin	DeLeon	Starr
Apr. 5 - at South Carolina	Pone	Beautae	Binford	Llamas	Brady	Pickens	Mackay	DeLeon	Malvin
Apr. 6 - at South Carolina	Pone	Beautae	Binford	Llamas	Brady	Pickens	DeLeon	Starr	Malvin
Apr. 8 - vs. UT Martin	Pone	Beautae	Binford	Llamas	Brady	Pickens	DeLeon	Starr	Malvin
Apr. 11 - vs. Florida	Pone	Beautae	Brady	Llamas	Binford	Pickens	DeLeon	Starr	Malvin
Apr. 12 - vs. Florida	Malvin	Pone	Brady	Llamas	Binford	Pickens	Mackay	Connors	DeLeon
Apr. 13 - vs. Florida	Malvin	Pone	Binford	Llamas	Brady	Pickens	Duke	DeLeon	Starr
Apr. 17 - at Georgia	Malvin	Pone	Binford	Llamas	Brady	Pickens	Lansdell	DeLeon	Starr
Apr. 18 - at Georgia	Malvin	Pone	Binford	Llamas	Brady	Pickens	Beautae	Lansdell	DeLeon
Apr. 19 - at Georgia	Malvin	Pone	Binford	Llamas	Brady	Pickens	Starr	Lansdell	DeLeon
Apr. 25 - vs. Tennessee	Pone	Beautae	Binford	Llamas	Brady	Pickens	Lansdell	DeLeon	Malvin
Apr. 26 - vs. Tennessee	Pone	Beautae	Binford	Llamas	Brady	Pickens	Lansdell	DeLeon	Malvin
Apr. 27 - vs. Tennessee	Pone	Beautae	Binford	Llamas	Brady	Pickens	Lansdell	DeLeon	Malvin
May 1 - at Mississippi State	Pone	Beautae	Binford	Llamas	Brady	Pickens	Lansdell	DeLeon	Malvin
May 2 - at Mississippi State	Malvin	Pone	Binford	Llamas	Brady	Pickens	Lansdell	Mackay	DeLeon
May 3 - at Mississippi State	Pone	Beautae	Binford	Llamas	Brady	Pickens	Lansdell	DeLeon	Malvin
May 6 - vs. Missouri	Pone	Beautae	Binford	Llamas	Brady	Pickens	Lansdell	DeLeon	Malvin
May 7 - vs. Florida	Pone	Beautae	Binford	Llamas	Brady	Pickens	Lansdell	DeLeon	Malvin
May 8 - vs. Texas	Pone	Beautae	Binford	Llamas	Brady	Pickens	Lansdell	DeLeon	Malvin
May 16 - vs. Grand Canyon	Pone	Beautae	Binford	Llamas	Brady	Pickens	Lansdell	DeLeon	Malvin
May 17 - vs. Arizona	Pone	Beautae	Binford	Llamas	Brady	Pickens	Lansdell	DeLeon	Malvin

GAME-BY-GAME STARTERS BY BATTING ORDER (CONT.)

Opponent	1	2	3	4	5	6	7	8	9
May 18 - vs. Arizona	Pone	Beautae	Binford	Llamas	Brady	Pickens	Lansdell	DeLeon	Malvin
May 18 - vs. Arizona	Pone	Beautae	Binford	Llamas	Brady	Pickens	Lansdell	DeLeon	Malvin
May 23 - vs. Arkansas	Pone	Beautae	Binford	Llamas	Brady	Pickens	Lansdell	DeLeon	Malvin
May 24 - vs. Arkansas	Pone	Beautae	Binford	Llamas	Brady	Pickens	Lansdell	DeLeon	Malvin

2025 SEASON STATISTICS

2025 Ole Miss Softball
Overall Statistics for Ole Miss (as of May 25, 2025)
(All games Sorted by Batting avg)

Record: 41-19 Home: 17-6 Away: 10-11 Neutral: 14-2 SEC: 11-13

Player	avg	gp-gs	ab	r	h	2b	3b	hr	rbi	tb	slg%	bb	hp	so	gdp	ob%	sf	sh	sb-att	po	a	e	fld%
6 Jaden Pone	.367	60-59	166	42	61	6	1	1	18	72	.434	20	3	20	1	.444	0	9	17-17	96	3	0	1.000
3 Persy Llamas	.358	60-59	179	25	64	10	0	10	53	104	.581	19	8	9	2	.433	4	0	0-0	356	14	4	.989
24 Lair Beautae	.348	39-37	112	20	39	11	1	2	22	58	.518	14	6	10	1	.437	3	0	2-3	33	1	1	.971
31 Lexie Brady	.333	58-58	150	37	50	10	1	16	49	110	.733	25	17	26	0	.472	3	0	6-7	283	22	4	.987
4 Aliyah Binford	.330	59-59	191	35	63	13	3	12	55	118	.618	14	3	22	1	.377	4	1	3-3	21	50	6	.922
1 Mackenzie Pickens	.329	60-59	164	37	54	10	0	8	36	88	.537	21	6	14	2	.420	2	0	12-13	81	57	8	.945
22 Taylor Malvin	.279	60-59	147	42	41	3	1	0	10	46	.313	25	1	28	0	.385	1	4	9-12	55	0	3	.948
26 Angelina DeLeon	.250	58-58	132	15	33	6	1	4	19	53	.402	14	5	16	1	.344	0	1	4-5	61	91	6	.962
5 Ashton Lansdell	.205	43-31	83	21	17	2	0	7	17	40	.482	16	1	30	0	.337	1	0	7-8	34	35	3	.958
---																							
12 Addison Duke	.375	42-1	16	11	6	1	0	0	4	7	.438	2	0	5	0	.421	1	0	3-4	6	0	0	1.000
10 Star Ferguson	.333	37-0	9	16	3	0	0	0	2	3	.333	1	0	3	0	.400	0	0	6-8	2	0	0	1.000
34 Rachel Connors	.308	16-1	13	0	4	1	0	0	3	5	.385	1	2	2	0	.412	1	0	0-0	4	0	0	1.000
21 Grace Thompson	.294	14-1	17	1	5	1	0	0	1	6	.353	1	0	4	0	.333	0	0	0-0	3	1	1	.800
20 Jamie Mackay	.277	35-20	65	6	18	6	0	2	10	30	.462	3	4	7	2	.338	2	0	0-0	109	7	1	.991
23 Taylor Roman	.261	26-13	46	4	12	5	0	2	15	23	.500	3	0	9	0	.300	1	0	0-0	0	0	0	.000
2 Taylor Strain	.235	39-3	17	13	4	1	0	0	1	5	.294	3	0	0	0	.350	0	0	3-3	5	1	0	1.000
25 Tenly Grisham	.192	29-6	26	11	5	0	1	0	1	7	.269	1	1	4	0	.250	0	0	0-0	5	0	0	1.000
8 Tate Davis	.182	15-0	11	2	2	0	0	1	2	5	.455	1	0	1	0	.250	0	0	1-2	3	5	1	.889
28 Ryan Starr	.083	44-29	24	8	2	0	0	0	2	2	.083	2	2	7	0	.207	1	2	1-1	34	39	7	.913
33 Alexa Rosales	.000	8-0	5	3	0	0	0	0	0	0	.000	0	0	1	0	.000	0	0	0-0	0	0	0	.000
9 Miali Guachino	.000	1-1	0	0	0	0	0	0	0	0	.000	0	0	0	0	.000	0	0	0-0	7	12	3	.864
Totals	.307	60	1573	349	483	86	9	65	320	782	.497	186	59	218	10	.395	24	17	74-86	1199	358	50	.969
Opponents	.244	60	1533	223	374	55	7	42	204	569	.371	214	41	371	5	.349	13	32	41-51	1143	424	59	.964

LOB - Team (367), Opp (411). DPs turned - Team (12), Opp (22). IBB - Team (1), Brady 1. Picked off - Grisham 1.

(All games Sorted by Earned run avg)

Player	era	w-l	app	gs	cg	sho	sv	ip	h	r	er	bb	so	2b	3b	hr	b/avg	wp	hp	bk	sfa	sha
16 Brianna Lopez	2.81	13-5	31	17	6	3/1	2	132.0	125	73	53	77	113	20	2	10	.240	7	7	0	3	7
9 Miali Guachino	3.44	16-11	39	28	11	6/2	4	146.2	121	82	72	81	172	14	3	14	.223	15	23	0	6	13
4 Aliyah Binford	3.71	10-3	26	13	7	2/0	4	105.2	115	64	56	48	76	18	2	18	.279	10	10	0	3	11
---																						
15 Alison Cooper	1.79	2-0	7	2	1	0/3	0	15.2	13	4	4	8	10	3	0	0	.220	3	1	0	1	1
Totals	3.24	41-19	60	60	25	14/3	10	400.0	374	223	185	214	371	55	7	42	.244	35	41	0	13	32
Opponents	5.29	19-41	60	60	13	4/2	4	381.1	483	349	288	186	218	86	9	65	.307	36	59	0	24	17

PB - Team (11), Brady 9, Mackay 2, Opp (7). Pickoffs - Team (0), Opp (1). SBA/ATT - Brady (32-41), Lopez (19-23), Guachino (16-18), Binford (6-9), Mackay (9-9), Cooper (0-1).

RADIO/TV ROSTER

00 LILLY WHITTEN
Jr. • RHP • 5-8

1 MACKENZIE PICKENS
Fr. • INF • 5-5

2 TAYLOR STRAIN
Sr. • OF • 5-3

3 PERSY LLAMAS
Fr. • LHP/UT • 5-6



4 ALIYAH BINFORD
Sr. • RHP/INF • 5-7

5 ASHTON LANSDELL
Sr. • INF • 5-8

6 JADEN PONE
Sr. • UT • 5-3

8 TATE DAVIS
Fr. • INF • 5-9

9 MIALI GUACHINO
Fr. • RHP • 5-6

10 STAR FERGUSON
Sr. • OF • 5-2

12 ADDISON DUKE
Fr. • OF • 5-5

14 ABBY HERNDON
Fr. • LHP • 5-9

15 ALLISON COOPER
Sr. • LHP • 5-4

16 BRIANNA LOPEZ
Sr. • LHP • 5-7

20 JAMIE MACKAY
Jr. • C • 5-10

21 GRACE THOMPSON
So. • INF • 5-8

22 TAYLOR MALVIN
Jr. • OF • 5-6

23 TAYLOR ROMAN
Sr. • UT • 6-1

24 LAIR BEAUTAE
Sr. • UT • 5-6

25 TENLY GRISHAM
So. • INF • 5-4

26 ANGELINA DELEON
Sr. • INF • 5-5

28 RYAN STARR
Jr. • INF • 5-3

31 LEXIE BRADY
Sr. • C/UT • 5-9

33 ALEXA ROSALES
So. • OF • 5-6

34 RACHEL CONNORS
Fr. • C • 5-10

82 GRAYCEN JORDAN
Fr. • RHP • 5-9

JAMIE TRACHSEL
Head Coach

BOBBY BUCHANAN
Assistant Coach

EHREN EARLEYWINE
Assistant Coach

NANCY EVANS
Assistant Coach