

ARKANSAS SOFTBALL GAME NOTES

2025 SCHEDULE

OVERALL: 44-13 | SEC: 14-10

H: 19-6 | A: 12-4 | N: 13-2 | T10: 8-8 | TOP 25: 14-13

GAME 58 | MAY 25 | vs. OLE MISS | 4 PM

ESPN2 ||| FAYETTEVILLE, ARK. ||| MATT SCHUMACKER (PXP), KENZIE FOWLER (ANALYST)

DATE	OPPONENT	LOCATION	TIME/RESULT
F6	at Texas State %	San Marcos, Texas	W, 3-1
F7	vs. Lipscomb %	San Marcos, Texas	W, 23-0 (5)
F7	vs. Bradley %	San Marcos, Texas	W, 3-1
F8	vs. Bradley %	San Marcos, Texas	W, 9-1 (6)
F8	vs. San Diego %	San Marcos, Texas	W, 2-1
F14	vs. ULM †	Ruston, La.	W, 11-2 (6)
F14	at Louisiana Tech †	Ruston, La.	W, 9-1 (5)
F15	vs. Southern Miss †	Ruston, La.	W, 12-4 (6)
F16	vs. Southern Miss †	Ruston, La.	W, 12-3 (5)
F16	vs. ULM †	Ruston, La.	W, 10-0 (5)
F20	vs. Rutgers §	Cathedral City, Calif.	W, 10-0 (5)
F20	vs. Cal State Fullerton §	Cathedral City, Calif.	W, 10-0 (5)
F21	vs. Loyola Marymount §	Cathedral City, Calif.	W, 6-2
F22	vs. Baylor §	Cathedral City, Calif.	W, 8-0 (5)
F22	vs. No. 4 UCLA §	Cathedral City, Calif.	L, 9-1 (6)
F28	Iowa ^	Fayetteville	W, 9-0 (5)
F28	Illinois ^	Fayetteville	W, 12-4 (6)
M1	Iowa ^	Fayetteville	W, 12-0 (5)
M1	Illinois ^	Fayetteville	W, 10-1 (6)
M2	Missouri State ^	Fayetteville	W, 13-2 (5)
M7	at Ole Miss*	Oxford, Miss.	L, 9-1 (6)
M8	at Ole Miss*	Oxford, Miss.	L, 9-3
M9	at Ole Miss*	Oxford, Miss.	W, 20-3 (5)
M15	Oklahoma*	Fayetteville	L, 7-0
M15	Oklahoma*	Fayetteville	L, 6-4
M16	Oklahoma*	Fayetteville	L, 10-7
M18	Central Arkansas	Fayetteville	W, 6-3
M22	at Tennessee*	Knoxville, Tenn.	W, 6-3 (8)
M23	at Tennessee*	Knoxville, Tenn.	W, 9-0
M24	at Tennessee*	Knoxville, Tenn.	L, 3-2
M28	Kentucky*	Fayetteville	W, 5-3
M29	Kentucky*	Fayetteville	W, 10-2 (5)
M30	Kentucky*	Fayetteville	W, 2-1
A4	at Florida*	Gainesville, Fla.	W, 4-1
A5	at Florida*	Gainesville, Fla.	L, 10-7 (9)
A6	at Florida*	Gainesville, Fla.	W, 9-5
A7	at North Florida	Jacksonville, Fla.	W, 14-0 (5)
A11	South Carolina*	Fayetteville	W, 10-2 (6)
A12	South Carolina*	Fayetteville	L, 5-4
A13	South Carolina*	Fayetteville	W, 5-4
A15	at Central Arkansas	Conway, Ark.	W, 7-0
A18	Colorado State	Fayetteville	W, 14-1 (5)
A18	Colorado State	Fayetteville	W, 8-0 (5)
A19	Colorado State	Fayetteville	Canceled
A25	at Texas A&M*	College Station, Texas	W, 7-5
A26	at Texas A&M*	College Station, Texas	W, 7-4
A27	at Texas A&M*	College Station, Texas	L, 2-0
M1	LSU*	Fayetteville	W, 12-9
M2	LSU*	Fayetteville	L, 13-2
M3	LSU*	Fayetteville	W, 6-0
M7	Georgia	Athens, Ga.	W, 5-1
M8	Tennessee	Athens, Ga.	W, 6-1
M9	Oklahoma	Athens, Ga.	L, 8-6
M16	St. Louis	Fayetteville	W, 10-0 (5)
M17	Oklahoma State	Fayetteville	W, 6-5 (8)
M18	Oklahoma State	Fayetteville	W, 12-0 (6)
M23	Ole Miss	Fayetteville	L, 9-7
M24	Ole Miss	Fayetteville	W, 4-0
M25	Ole Miss	Fayetteville	4 p.m.

% Texas State Tournament | † LA Tech Tournament

§ Mary Nutter Classic | ^ Wooo Pig Classic

& Razorback Rumble | * SEC games

@ NCAA Tournament



41-19

11-13 SEC

OLE MISS REBELS

In the Polls.....21 (SA) | 25 (D1Softball)

.....21 (ESPN/USA SOFTBALL) | 17 (NFCA)

Head Coach.....Jamie Trachsel

Career Record.....569-299-1 (15 Seasons)

Record at Ole Miss.....181-115 (5th Season)



44-13

14-10 SEC

#3/4 ARKANSAS RAZORBACKS

In the Polls.....1 (SA) | 2 (D1Softball)

.....3 (ESPN/USA SOFTBALL) | 4 (NFCA)

Head Coach.....Courtney Deifel

Career Record.....386-205 (11th Season)

Record at Arkansas.....359-178 (10th Season)

RAZORBACK NOTABLES

>> The Arkansas Razorbacks are 44-13 and coming off a 4-0 win over Ole Miss yesterday to set up a winner-take-all Super Regional finale. Arkansas is making its fourth Super Regional appearance in program history. The Hogs previously appeared in 2018, 2021 and 2022 and are seeking their first WCWS berth in program history.

>> Arkansas earned its highest ranking in program history by checking in at No. 1 in the Softball America Poll on May 5, topping its previous program best of No. 2 which was set the week prior.

>> Shortstop **Atalyia Rijo** is batting .555 (10-18) with a solo HR, three RBI and a walk during the Hogs' NCAA games. Rijo had back-to-back 4-4 performances in wins over Oklahoma State, becoming the first player in program history to have back-to-back four-hit games. Rijo is batting .325 with 50 hits, 10 doubles, two triples, 6 HR and 37 RBI while posting a .395 OBP this season.

>> Junior left-hander **Robyn Herron** is 18-6 this season with a 2.69 ERA and 157 strikeouts in 140.2 innings pitched while limiting opposing hitters to a .194 batting average. She earned her 18th win of the season courtesy of a complete-game shutout vs. Oklahoma State in which she struck out two and allowed just three hits (May 18). She was recently named a Second-Team All-American by Softball America.

>> Freshman **Payton Burnham** is 16-2 this season with a team-best 2.40 ERA and 90 strikeouts in 113.2 innings pitched while limiting opposing hitters to a .216 batting average. The Eugene, Ore., product threw her second complete-game shutout of the season while striking out 8 and allowing three hits in a win over Ole Miss. Her 16 wins this season are the most by a Razorback freshman pitcher since Mary Haff's 29 wins in 2017. She earned Freshman All-America honors from Softball America (May 20).

>> **2025 Softball America and SEC Player of the Year Bri Ellis** leads the country in slugging percentage (1.098) and OBP (.637). Ellis is batting .444 with a program-record 26 HR, 72 RBI, 65 walks, and just 15 strikeouts while posting a .637 OBP. Entering the weekend, her 1.788 OPS is on pace to be the highest single-season mark nationally by a D1 player since the stat was first tracked in 2016. Jocelyn Alo of Oklahoma holds the single-season record of 1.759, which was set in 2022. Ellis is a Top 3 Finalist for the USA Softball Collegiate Player of the Year Award. She was recently drafted as the No. 2 Overall pick by the Volts in the 2025 AUSL College Draft. Ellis was the first position player selected.

>> **Bri Ellis** is having one of the most impressive seasons at the plate in softball or baseball history. Ellis is walking and homering at an absurd rate this season. Through 57 games, Ellis has homered once every 5.11 at-bats while walking once every 3.26 plate appearances. Both numbers are better than Barry Bonds' 2001 season, which is widely regarded as one of the most impressive seasons in baseball history. Bonds homered once every 6.52 at-bats and walked once every 3.75 plate appearances.

>> Arkansas' **Bri Ellis** (SEC POY, First-Team All-SEC, SEC All-Defensive Team), **Robyn Herron** (Second Team), **Reagan Johnson** (Second Team) and **Ella McDowell** (Second Team) all earned All-SEC accolades this season.

>> The Razorbacks have been ranked in the Top 25 of the NFCA Coaches poll for a program-best 86 consecutive weeks dating back to the start of the 2020 season. Arkansas is one of six programs nationally to have appeared in the Top 25 of every NFCA Coaches Poll since the start of the 2020 season, joining Oklahoma, Florida, UCLA, Oklahoma State and Florida State.

BY THE NUMBERS



.323	432	487	174	37-40	2.96	.214
AVG.	RUNS	HITS	XBH	SB-ATT	ERA	OPP. AVG.
.307	349	483	157	74-86	3.24	.245

2025 ARKANSAS RAZORBACKS SOFTBALL ROSTER

NUMERICAL ROSTER

#	NAME	POS.	B/T	CLASS	HT.	PREVIOUS SCHOOL	HOMETOWN
1	Raigan Kramer	OF	L/R	Sr.	5-4	Seaman HS	Topeka, Kan.
4	Reis Beuerlein	RHP	R/R	Jr.	5-9	Pinnacle HS/Mississippi State	Cave Creek, Ariz.
5	Ashtyn Reichardt	OF	L/L	Fr.	5-7	Katy HS	Katy, Texas
6	Ella McDowell	INF	R/R	Fr.	5-6	Foster HS	Richmond, Texas
7	Courtney Day	UTL	R/R	Sr.	5-10	Glenda Dawson HS/Texas	Pearland, Texas
11	Robyn Herron	LHP	R/L	Jr.	5-10	Sickles HS	Tampa, Fla.
12	Payton Burnham	RHP/UTL	R/R	Fr.	5-8	Sheldon HS	Eugene, Ore.
13	Kasey Wood	UTL	R/R	So.	5-8	Bentonville HS	Bentonville, Ark.
14	Karlee Davison	INF	R/R	Jr.	5-8	Chadwick HS/Utah	Torrance, Calif.
16	Ramsey Walker	OF	R/R	Fr.	5-7	Calvary-Baptist Academy	Shreveport, La.
17	Kennedy Miller	C	R/R	So.	5-8	Georgetown HS	Georgetown, Texas
21	Ava Carter	OF	L/R	Fr.	5-6	Greene County Tech HS	Paragould, Ark.
23	Reagan Johnson	OF	L/R	Jr.	5-4	Karnes City HS	Karnes City, Texas
25	Cam Harrison	RHP/UTL	R/R	Fr.	6-0	Katy HS	Brookshire, Texas
26	Atalyia Rijo	INF	L/R	Jr.	5-7	Corning-Painted Post HS	Horseheads, N.Y.
28	Carlee Ratcliff	UTL	R/R	Sr.	5-5	New Boston HS/Texas	New Boston, Texas
34	Jayden Ramos	INF	R/R	Fr.	5-10	Central HS	Fresno, Calif.
45	Jayden Wells	UTL	R/R	So.	5-6	Paris HS	Paris, Ark.
46	Kailey Wyckoff	UTL	L/L	Jr.	5-7	Katy HS/Texas Tech	Katy, Texas
77	Bri Ellis	INF	R/R	Sr.	5-10	Memorial HS/Auburn	Houston, Texas
99	Lexi King	RHP	R/R	Fr.	5-8	Windermere HS	Windermere, Fla.

COACHING STAFF

Head Coach	Courtney Deifel (California, 2003) - 10th Season
Assistant Coach	Matt Meuchel (Arizona State, 2000) - 9th Season
Assistant Coach	DJ Gasso (Bradley, 2017) - Second Season
Assistant Coach	Danielle Gibson Whorton (Arkansas, 2022) - Second Season
Graduate Assistant	Paytience Holman (SEMO, 2024) - First Season
Graduate Assistant	Mariah Lopez (Utah, 2024) - First Season

SUPPORT STAFF

Sport Administrator	Dan Trump (Cal, 1992)
Director of Operations	Dan Bartosik (Arkansas, 2015)
Athletic Trainer	Andrew Kreis (Texas State, 2014)
SID	Hunter Corneliusen (Kansas State, 2020)
Creative	Meaghan Frazier (Minnesota, 2020)
Sports Nutrition	Abby Burns (Wisconsin Platteville, 2021)

PRONUNCIATION GUIDE

#1 Raigan Kramer	Reagan
#4 Reis Beuerlein	Reese BUR-line
#5 Ashtyn Reichardt	RIKE-hard
#11 Robyn Herron	Heron
#26 Atalyia Rijo	Uh-TAL-ia RE-ho
#46 Kailey Wyckoff	Why-KOFF
Courtney Deifel	DIE-ful
Matt Meuchel	Michael
DJ Gasso	Gas-OH
Danielle Gibson Whorton	Horton

ALPHABETICAL ROSTER

#	NAME	POS.
4	Reis Beuerlein	RHP
12	Payton Burnham	RHP/UTL
21	Ava Carter	UTL
14	Karlee Davison	INF
7	Courtney Day	UTL
77	Bri Ellis	INF
25	Cam Harrison	RHP/UTL
11	Robyn Herron	LHP
23	Reagan Johnson	OF
99	Lexi King	P
1	Raigan Kramer	OF
6	Ella McDowell	INF
17	Kennedy Miller	C
34	Jayden Ramos	INF
28	Carlee Ratcliff	UTL
5	Ashtyn Reichardt	OF
26	Atalyia Rijo	INF
16	Ramsey Walker	OF
45	Jayden Wells	UTL
13	Kasey Wood	RHP/UTL
46	Kailey Wyckoff	UTL

RAZORBACKS BY CLASS

SENIORS (4)

Courtney Day, Bri Ellis, Raigan Kramer, Carlee Ratcliff

JUNIORS (6)

Reis Beuerlein, Karlee Davison, Robyn Herron, Reagan Johnson, Atalyia Rijo, Kailey Wyckoff

SOPHOMORES (3)

Kennedy Miller, Jayden Wells, Kasey Wood

FRESHMAN (8)

Payton Burnham, Ava Carter, Cam Harrison, Lexi King, Ella McDowell, Jayden Ramos, Ashtyn Reichardt, Ramsey Walker

RAZORBACKS BY STATE

TEXAS (9)

Courtney Day, Bri Ellis, Cam Harrison, Reagan Johnson, Ella McDowell, Kennedy Miller, Carlee Ratcliff, Ashtyn Reichardt, Kailey Wyckoff

ARKANSAS (3)

Ava Carter, Jayden Wells, Kasey Wood

ARIZONA (1)

Reis Beuerlein

LOUISIANA (1)

Ramsey Walker

CALIFORNIA (2)

Karlee Davison, Jayden Ramos

FLORIDA (2)

Robyn Herron, Lexi King

KANSAS (1)

Raigan Kramer

OREGON (1)

Payton Burnham

NEW YORK (1)

Atalyia Rijo

2025 TEAM QUICK FACTS

TEAM INFORMATION

2024 Overall Record.....	37-18
2024 SEC Record.....	14-10
2024 SEC Finish.....	4th
2024 NCAA Postseason.....	Regionals
Home Record.....	19-11
Away Record.....	6-2
Neutral Record.....	12-5
Student-Athletes Returning/Lost.....	12/12
Starters Returning/Lost.....	5/4
Newcomers.....	11

COACHING STAFF

Head Coach.....	Courtney Deifel (10th Season)
Record at Arkansas.....	358-178 (.669)
Career Record.....	385-205 (.654)
Assistant Coach.....	Matt Meuchel (Ninth Season)
Assistant Coach.....	DJ Gasso (Second Season)
Assistant Coach.....	Danielle Gibson Whorton (Second Season)
Graduate Manager.....	Mariah Lopez (First Season)
Graduate Manager.....	Paytience Holman (First Season)
Director of Operations.....	Dan Bartosik (Third Season)

TEAM HISTORY

First Year of Program.....	1997
All-Time Record.....	880-812-1 (.520)
All-Time SEC Record.....	292-457 (.389)
SEC Championships/Last.....	2 (2022)
SEC Tournament Championships.....	2022
NCAA Appearances/Last.....	14 (2025)
Highest Preseason Rank.....	6/7 (2023)
Highest Preseason SEC.....	3rd (2023/2022)
Highest In-Season Rank 1 (Softball America) (Wk 13, 2025)	

UNIVERSITY INFORMATION

Location.....	Fayetteville, Ark.
Founded.....	March 27, 1871
Enrollment.....	27,558
Nickname.....	Razorbacks
School Colors.....	Cardinal and White
Conference.....	Southeastern (SEC)
Chancellor.....	Dr. Charles F. Robinson
Vice Chancellor/Director of Athletics.....	Hunter Yurachek
Faculty Athletic Representative.....	Paul Adams
University Website.....	www.uark.edu
Athletics Website.....	ArkansasRazorbacks.com

FACILITY INFORMATION

Home Field.....	Bogle Park
Opened.....	2009
Dimensions.....	(LF - 200, CF - 220, RF - 200)
Chairback Seats:.....	1,200

COMMUNICATIONS

Assistant Director (SB Contact).....	Hunter Corneliusen
Email.....	hc068@uark.edu
Cell.....	479-380-2194
Assistant AD for Communications.....	Kyle Parkinson

Mailing Address
Razorback Communications
PO Box 7777
Fayetteville, AR 72702-7777

Overnight Address
Razorback Communications
1240 W. Leroy Pond Dr.
Fayetteville, AR 72701

MONDAY 19	TUESDAY 20	WEDNESDAY 21	THURSDAY 22	FRIDAY 23	SATURDAY 24	SUNDAY 25
OFF			OFF	Ole Miss L, 9-7 ESPNU	Ole Miss W, 4-0 ESPN2	Ole Miss 4 p.m. ESPN2

ARKANSASRAZORBACKS.COM

For updated game notes, statistics, stories, photos, fan information, tickets, latest information on Razorback Softball, please visit arkansasrazorbacks.com/softball.

MEDIA AVAILABILITY

Above is a general weekly schedule of media availability for the Arkansas Softball team. All interview requests should be made to Arkansas Assistant Communications Director Hunter Corneliusen at least 24 hours in advance. All media availability times are subject to change. Members of the media are expected to adhere to these policies at all times. Please contact Hunter Corneliusen for any changes in the schedule.

COACH/PLAYER AVAILABILITY

Coach Deifel assistant coaches and select student-athletes are available for interviews by contacting Hunter Corneliusen. Specific interview request should be made at least 24 hours in advance to ensure availability. Additional requests will be granted based on student-athlete availability throughout the week.

Postgame interviews with Coach Deifel and select players will be conducted on zoom following the home games at Bogle Park. If there is multiple games during a day it will take place after the Razorbacks' final game.

SOCIAL MEDIA

Arkansas fans can access the most in-depth information regarding Razorback Softball through social media opportunities available online.

- **X** - @RazorbackSB - Direct coverage of Arkansas Softball
- **Instagram** - @razorbacksb - Photos and video
- **Facebook** - Arkansas Razorbacks Softball - Latest news
- **X** - @ArkRazorbacks - General athletic department information

GAME DAY / PRESS SERVICES

Press releases, statistics and game information will be available throughout the season on arkansasrazorbacks.com/softball. Credentialed, local and national media members may request to be added to email lists to automatically receive up-to-date information on Razorback Softball. Notes and statistics will be available digitally on game days. Wireless internet is available to all credentialed media members and game day personnel. Media and personnel interested in obtaining Wifi information need to contact assistant communications director Hunter Corneliusen.

CREDENTIALS

Media Members wishing to cover Arkansas Softball should contact Hunter Corneliusen at least 48 hours prior to each home contest/series. All credentials will be issued on a game-to-game/series-to-series basis. Credentials will be available for pick up on game days at Ticket Office Will Call which is located at the main gate behind home plate at Bogle Park.



POSTSEASON RESULTS / HISTORY

Year	Overall	SEC	Head Coach
1997	16-42 (.276)	12-16 (.429)	Carie Dever-Boaz
1998*	21-38 (.356)	13-17 (.433)	Carie Dever-Boaz
1999*	46-29 (.613)	17-13 (.567)	Carie Dever-Boaz
2000*!	44-31 (.587)	19-11 (.633)	Carie Dever-Boaz
2001*	36-30 (.545)	14-16 (.467)	Carie Dever-Boaz
2002*!	39-28-1 (.581)	14-16 (.467)	Carie Dever-Boaz
2003	24-36 (.400)	8-22 (.267)	Carie Dever-Boaz
2004	18-40 (.310)	6-24 (.200)	Carie Dever-Boaz
2005	19-43 (.306)	4-25 (.138)	Jamie Pinkerton
2006*	26-35 (.426)	10-19 (.345)	Jamie Pinkerton
2007	21-43 (.328)	6-22 (.214)	Jamie Pinkerton
2008!	37-29 (.561)	8-20 (.286)	Jamie Pinkerton
2009*!	27-29 (.482)	10-16 (.385)	Jamie Pinkerton
2010*	28-29 (.491)	10-18 (.357)	Mike Larabee
2011	13-39 (.250)	3-23 (.115)	Mike Larabee
2012!	29-28 (.509)	7-21 (.250)	Mike Larabee
2013*!	36-20 (.643)	12-10 (.545)	Mike Larabee
2014	27-28 (.491)	5-19 (.208)	Mike Larabee
2015	16-37 (.302)	1-23 (.042)	Mike Larabee
2016	17-39 (.304)	1-23 (.042)	Courtney Deifel
2017*!	31-24 (.564)	7-17 (.292)	Courtney Deifel
2018*!	42-17 (.712)	12-12 (.500)	Courtney Deifel
2019*!	38-20 (.655)	12-12 (.500)	Courtney Deifel
2020	19-6 (.760)	1-2 (.333)	Courtney Deifel
2021*!	43-11 (.796)	19-5 (.792)	Courtney Deifel
2022*!	48-11 (.814)	19-5 (.792)	Courtney Deifel
2023*!	40-19 (.814)	14-10 (.583)	Courtney Deifel
2024*!	37-18 (.814)	14-10 (.583)	Courtney Deifel
2025	44-13 (.772)	14-10 (.583)	Courtney Deifel
TOTAL	881-812-1 (.520)	292-457 (.389)	

NCAA Tournament 14 appearances | 24-27 (.471)

2000 NCAA Regional (Norman, Okla.)

May 18	CSUN	W	5-0
May 19	#13 Oregon State	L	4-1
May 20	Northwestern	L	5-0

2002 NCAA Regional (Norman, Okla.)

May 16	#23 Texas A&M	L	6-2
May 17	Army West Point	W	2-0
May 17	#8 Texas	L	6-2

2008 NCAA Regional (Norman, Okla.)

May 16	Tulsa	W	7-5
May 17	#7 Oklahoma	L	6-5 (11)
May 17	Oregon	L	3-0

2009 NCAA Regional (Norman, Okla.)

May 15	Tulsa	L	6-0
May 16	#10 Oklahoma	L	21-2

2012 NCAA Regional (Berkeley, Calif.)

May 18	Boston U	W	3-2
May 19	#1 California	W	3-2
May 20	#1 California	L	10-2
May 21	#1 California	L	7-0

2013 NCAA Regional (Norman, Okla.)

May 17	Fordham	W	5-1
May 18	#1 Oklahoma	L	10-5
May 18	Fordham	W	5-2
May 19	#1 Oklahoma	L	14-1

2017 NCAA Regional (Norman, Okla.)

May 19	#23 Tulsa	L	5-4
May 20	#6 Oklahoma	L	5-3

2018 NCAA Regional (Fayetteville)

May 18	DePaul	W	2-0
May 19	Wichita State	W	5-0
May 20	Wichita State	W	6-4

2018 NCAA Super Regional (Norman, Okla.)

May 25	#4 Oklahoma	L	7-2
May 26	#4 Oklahoma	L	9-0

2019 NCAA Regional (Stillwater, Okla.)

May 16	Tulsa	L	5-0
May 17	BYU	L	6-3

2021 NCAA Regional (Fayetteville, Ark.)

May 21	Manhattan	W	8-0 (5)
May 22	South Dakota State	W	4-0
May 23	Stanford	W	7-3

2021 NCAA Super Regional (Fayetteville, Ark.)

May 28	#9 Arizona	L	10-4
May 29	#9 Arizona	L	4-1

2022 NCAA Regional (Fayetteville, Ark.)

May 20	Princeton	W	11-0 (5)
May 21	#24 Oregon	W	6-2
May 22	#24 Oregon	W	9-3

2022 NCAA Super Regional (Fayetteville, Ark.)

May 26	#18 Texas	W	7-1
May 27	#18 Texas	L	3-1
May 28	#18 Texas	L	3-0

2023 NCAA Regional (Fayetteville, Ark.)

May 19	Harvard	W	11-0 (5)
May 20	Oregon	L	10-4
May 20	Notre Dame	W	5-0
May 21	Oregon	L	14-4 (5)

2024 NCAA Regional (Fayetteville, Ark.)

May 17	SEMO	W	3-2
May 18	Arizona	L	2-1
May 18	Villanova	L	7-2

2025 NCAA Regional (Fayetteville, Ark.)

May 16	Saint Louis	W	10-0 (5)
May 17	Oklahoma State	W	6-5 (8)
May 18	Oklahoma State	W	12-0 (6)

2025 NCAA Super Regional (Fayetteville, Ark.)

May 23	Ole Miss	L	9-7
May 24	Ole Miss	W	4-0

Carie Dever-Boaz (1997-2004)

Overall: 244-274-1 (.471)
SEC: 103-135 (.432)
NCAA Tournament App: 2000, 2002
NCAA Tournament Record: 2-4




Jamie Pinkerton (2005-09)

Overall: 130-179 (.421)
SEC: 38-102 (.271)
NCAA Tournament App: 2008, 2009
NCAA Tournament Record: 1-4



Mike Larabee (2010-15)

Overall: 149-181 (.452)
SEC: 38-114 (.250)
NCAA Tournament App: 2012, 2013
NCAA Tournament Record: 4-4



Courtney Deifel (2016-pres.)

Overall: 358-178 (.668)
SEC: 113-106 (.516)
NCAA Tournament App: 2017, 2018, 2019, 2021, 2022, 2023, 2024, 2025
NCAA Tournament Record: 17-15



NCAA TOURNAMENT SINGLE-GAME RECORDS

OFFENSIVE TEAM RECORDS

Category	Value	Opponent	Date
Runs Scored	12	Oklahoma State	5.18.25
At-Bats	43	Oklahoma	5.17.08
Hits	14	Oklahoma State	5.18.25
RBI	12	Oklahoma State	5.18.25
Doubles	4	2x	5.20.25
Home Runs	4	Oregon	5.21.22
Total Bases	21	Oregon	5.22.22
Walks	7	Princeton	5.20.22

NCAA TOURNAMENT SINGLE-GAME RECORDS

PITCHING TEAM RECORDS

Category	Value	Opponent	Date
Innings Pitched	11	Oklahoma	5.17.08
Runs Allowed	21	Oklahoma	5.16.09
Walks Allowed	8	Oklahoma	5.17.08
Strikeouts	11	Texas	5.17.02

IND. OFFENSIVE RECORDS

Category	Value	Player (Opponent)	Date
Runs Scored	3	KB Sides (Princeton)	5.20.22
At-Bats	6	2x (Oklahoma)	5.17.08
Hits	4	Atalyia Rijo (2x)	5.18.25
RBI	5	Danielle Gibson (Princeton)	5.20.22
Doubles	2	Hannah McEwen (Manhattan)	5.21.21
Home Runs	2	Whitney Cloer (Oklahoma)	5.16.09
Total Bases	8	Whitney Cloer (Oklahoma)	5.16.09
Walks	3	2x	Numerous

IND. PITCHING RECORDS

Category	Value	Player (Opponent)	Date
Inn. Pitched	8.0	Katy Henry (Oklahoma)	5.17.08
Runs Allowed	11	Miranda Dixon (Oklahoma)	5.16.09
Walks Allowed	6	3x	Numerous
Strikeouts	9	Chenise Delce (Oregon)	5.21.22

POSTSEASON RESULTS

DATE	OPPONENT	RESULT	SCORE	PITCHER OF RECORD	ATTENDANCE	TIME
May 18, 2000	vs CSUN	W	5-0	Kincaid (W, 24-11)	0	1:46
May 19, 2000	vs Oregon State	L	4-1	Talley (L, 13-11)	795	1:35
May 19, 2000	vs Northwestern	L	5-0	Kincaid (L, 24-14)	795	1:45
May 16, 2002	vs Texas A&M	L	2-6	Schlichtman (L, 19-10)	1056	2:00
May 17, 2002	vs Army	W	2-0	V. Lyons (W, 7-8)	1021	1:30
May 17, 2002	vs #8 Texas	L	2-6	R. Talley (L, 13-10)	1021	2:16
May 16, 2008	vs Tulsa	W	7-5	Henry (W, 20-12)	1095	1:20
May 17, 2008	at #7 Oklahoma	L	5-6 (11)	Henry (L, 20-13)	1095	3:36
May 17, 2008	vs Oregon	L	0-3	M. Dixon (L, 12-13)	1095	1:45
May 15, 2009	vs Tulsa	L	0-6	K. Jones (L, 8-12)	0	2:00
May 16, 2009	at Oklahoma	L	2-21 (5)	M. Dixon (L, 17-13)	0	2:37
May 18, 2012	vs Boston	W	3-2	McLemore (W, 2-0)	0	1:36
May 19, 2012	at Cal	W	3-2	Beasley (W, 11-9)	0	1:38
May 20, 2012	at Cal	L	2-10 (5)	McLemore (L, 2-1)	0	1:39
May 20, 2012	at Cal	L	0-7	Beasley (L, 11-10)	1028	1:47
May 17, 2013	vs Fordham	W	5-1	Beasley (W, 11-8)	0	1:45
May 18, 2013	at #11 Oklahoma	L	5-10	McLemore (L, 6-3)	0	2:30
May 18, 2013	at Fordham	W	5-2	Beasley (W, 12-8)	1376	2:00
May 19, 2013	at #11 Oklahoma	L	1-14 (5)	Beasley (L, 12-9)	0	2:19
May 19, 2017	vs #23 Tulsa	L	4-5	Hedgcock (L, 3-5)	0	2:17
May 20, 2017	at #6 Oklahoma	L	3-5	Moll (L, 8-4)	1444	2:43
May 18, 2018	Depaul	W	2-0	Haff (W, 27-6)	1985	1:56
May 19, 2018	Wichita State	W	5-0	Haff (W, 28-6)	2011	1:53
May 20, 2018	Wichita State	W	6-4	Haff (W, 29-6)	2142	2:05
May 25, 2018	at #4 Oklahoma*	L	2-7	Haff (L, 29-7)	1938	2:18
May 26, 2018	at #4 Oklahoma*	L	0-9	Storms (L, 12-10)	1967	2:37
May 16, 2019	vs Tulsa	L	0-5	Storms (L, 20-8)	400	2:08
May 17, 2019	vs BYU	L	3-6	Storms (L, 20-9)	344	1:52
May 21, 2021	Manhattan	W	8-0 (5)	Haff (W, 24-6)	1862	1:30
May 22, 2021	South Dakota State	W	4-0	Haff (W, 25-6)	2166	1:54
May 23, 2021	Stanford	W	7-3	Haff (W, 26-6)	2604	2:31
May 28, 2021	#11 Arizona*	L	4-10	Haff (L, 26-7)	2700	2:32
May 29, 2021	#11 Arizona*	L	1-4	Storms (L, 7-2)	2749	2:07
May 20, 2022	Princeton	W	11-0 (5)	Haff (W, 19-4)	3058	1:58
May 21, 2022	#24 Oregon	W	6-2	Delce (W, 18-2)	3058	2:26
May 22, 2022	#24 Oregon	W	9-3	Haff (W, 20-4)	3058	2:32
May 26, 2022	#18 Texas*	W	7-1	Delce (W, 19-2)	3100	2:50
May 27, 2022	#18 Texas*	L	1-3	Haff (L, 20-5)	3170	2:22
May 28, 2022	#18 Texas*	L	0-3	Delce (L, 19-3)	3115	2:25
May 19, 2023	Harvard	W	11-0 (5)	Camenzind, H (W, 5-2)	2686	1:52
May 20, 2023	Oregon	L	4-10	Delce (L, 20-10)	2964	2:29
May 20, 2023	Notre Dame	W	5-0	Delce (W, 21-10)	2642	2:15
May 21, 2023	Oregon	L	4-14 (5)	Delce (L, 21-11)	2853	2:10
May 17, 2024	#4 SEMO	W	3-2	Herron (W, 12-8)	2655	2:03
May 18, 2024	#2 Arizona	L	1-2	Herron (L, 12-9)	2667	2:15
May 18, 2024	#3 Villanova	L	2-7	Leinstock (L, 13-6)	2440	2:00
May 16, 2025	Saint Louis	W	10-0	Burnham (W, 14-2)	3,038	1:26
May 17, 2025	#23 Oklahoma State	W	6-5 (8)	Burnham (W, 15-2)	3,041	2:56
May 18, 2025	#23 Oklahoma State	W	12-0 (6)	Herron (W, 18-6)	3,145	2:20
May 23, 2025	#21 Ole Miss	L	9-7	Beuerlein (L, 3-2)	3,157	2:17
May 24, 2025	#21 Ole Miss	W	4-0	Burnham (W, 16-2)	3,162	1:51

* = Super Regional game

() extra inning or run-rule game

NCAA TOURNEY RECORD WHEN...

	Overall
BY GAME	24-27
Home	17-9
Away	2-8
Neutral	5-10
Day Games (< 5 pm.)	14-19
Night Games (> 5 pm.)	10-6
BY OPPOSING STARTER	
Left-handed	3-9
Right-handed	21-18
BY SCORING/MARGIN	
Scoring first	19-7
Opp. scores first	5-20
One-run games	4-3
Two-run games	4-3
Three+ run games	16-21
Shutouts	12-7
Extra innings	0-1
0-2 runs	2-19
3-5 runs	12-11
6-9 runs	4-4
10+ runs	3-0
Out-hit opp.	20-3
Out-hit by opp.	2-21
Equal hits	2-3
Hitting a HR	13-13
Going homerless	11-13
Allowing a HR	4-20
Not allowing a HR	18-6
Errorless	14-5
Error committed	8-10
2+ Errors	2-12
Opponent Errorless	7-15
Opponents 1+ Errors	17-11
BY TIME ZONE	
Central	22-25
Eastern	0-0
Mountain	0-0
Pacific	2-2
LEADING AFTER	
Inn.	1 2 3 4 5 6
	9-4 14-2 16-2 18-4 15-0 18-0
TRAILING AFTER	
Inn.	1 2 3 4 5 6
	1-11 1-15 3-18 1-19 1-18 1-19
TIED AFTER	
Inn.	1 2 3 4 5 6
	13-11 7-10 5-7 4-3 2-2 0-1



Bri Ellis: National Player of the Year Candidate

CONSISTENTLY ONE OF THE BEST IN HER CAREER

>> Arkansas first baseman Bri Ellis has one of the most storied careers of any active player in the country. Ellis currently ranks in the top seven of the NCAA Active Career Leaders in three separate categories (As of May 22).

NCAA Active Career HR Leaders

Rank	Player (School)	Conf.	CL	Pos	G	HR
1.	Bri Ellis (Arkansas)	SEC	Sr.	INF	228	74
2.	Cori McMillan (Virginia Tech)	ACC	Sr.	INF	204	69
3.	Jenna Golembiewski (Miami OH)	MAC	Sr.	INF	202	66
4.	Rachel Roupe (Liberty)	CUSA	Sr.	OF	244	63
5.	Four Tied	-	-	-	-	57

NCAA Active Career RBI Leaders

Rank	Player (School)	Conf.	CL	Pos	G	RBI
1	Reagan Walsh (Florida)	SEC	Sr.	INF	256	226
2	Mac Barbara (Texas A&M)	SEC	Sr.	INF	231	224
3	Reese Atwood (Texas)	SEC	Jr.	UT	182	217
4	Bri Ellis (Arkansas)	SEC	Sr.	INF	228	215
5	Shaylon Govan (Baylor)	XII	Sr.	INF	247	211

NCAA Active Career Total Bases Leaders

Rank	Player (School)	G	AB	H	2B	3B	HR	TB
1	Cori McMillan (Virginia Tech)	204	618	233	41	5	69	491
1	Miah McDonald (Marist)	193	624	244	44	16	57	491
3	Rachel Roupe (Liberty)	248	708	237	53	5	63	489
4	Shaylon Govan (Baylor)	247	638	261	43	2	57	479
5	Mia Scott (Texas)	246	754	300	56	13	25	457
6	Mac Barbara (Texas A&M)	233	651	239	40	3	57	456
7	Bri Ellis (Arkansas)	228	578	193	32	1	74	449

A HISTORIC START

>> Bri Ellis has gotten off to the hottest start in program history and one of the hottest starts in modern NCAA history at the plate. Through 52 games she holds program records HR (26), OBP (.637), total bases (145), runs (67) and slugging percentage (1.098).

>> Entering the weekend her 1.788 OPS is on pace to be the best in a single season nationally since the statistic was tracked in 2016.

>> She was one of only two DI players to lead the nation in slugging percentage, homers and on-base percentage through March 19 of a season since 2012. The only other player to accomplish the feat was Louisiana-Lafayette catcher Lexie Elkins in 2016.

>> Through March 2 of this season, her .686 on-base percentage at the time was the second-highest of any NCAA DI player through that date since 2012, trailing only Sydney McKinney of Wichita State, who posted a .741 OBP through that date in 2023.

>> Through the first 10 games of the season, Ellis was the only player nationally to have equal or more RBI than at-bats through the first 10 games of the season since at least 2015 (min of 20 AB).

AN OPPOSING PITCHER'S NIGHTMARE

>> In addition to hitting a league-leading 26 home runs and driving in 72 runs, Ellis has been exceptionally good when it comes to getting on base and making contact while playing in the nation's toughest league.

>> The senior slugger has reached base in 53 of the Razorbacks' 57 games this season and has registered at least one base hit in 38 games while only striking out a total of 15 times this season.

>> Ellis has walked in 38 games this season, while drawing multiple walks in 20 games. Ellis has been intentionally walked three times in a game twice this season against Illinois (March 1) and No 2. Florida (April 6).

>> She has posted 17-game reached base streaks in back-to-back seasons, becoming just the second player in program history to accomplish the feat, joining Devon Wallace, who accomplished the feat from 2013-14 (31, 29).

>> The longest the right-handed slugger has gone this season without homering is just five games.

>> She posted a career-best 26-game reached-base streak which was the fifth-longest streak in program history.

AND SHE'S GOT A GLOVE

>> Ellis does more than just rake. She is one of the nation's best first baseman with a career fielding percentage of .989. She was an All-SEC Defensive Team selection at first base in 2024 and 2025 and has posted fielding percentages of .986+ during all four seasons of her collegiate career while committing no more than four errors in an individual season.

WHERE SHE RANKS NATIONALLY IN 2025

>> Bri Ellis currently ranks in the Top 20 nationally in nine offensive statistical categories. She leads the country in three, leads the SEC in 9 and leads all Power 4 players in four (As of May 22).

Bri Ellis in the NCAA Statistical Rankings

Category	Value	NCAA Rank	SEC Rank	P4 Rank
Slugging %	1.142	1st	1st	1st
On-Base %	.646	1st	1st	1st
OPS	1.788	1st	1st	1st
HR Per Game	0.47	3rd	1st	2nd
HR	28	3rd	1st	2nd
BB Per Game	1.16	2nd	1st	1st
Batting Avg.	.457	8th	1st	3rd
RBI Per Game	1.31	9th	1st	2nd
RBI	72	14th	6th	11th
Total Bases	145	16th	3rd	5th
Runs Per Game	1.17	11th	1st	6th
Runs	64	16th	4th	11th

RECORDS WATCH

>> With at least two games to go, Bri Ellis is already in the conversation when it comes to single-season records at Arkansas (May 24)

Bri Ellis' 2025 Season and the Record Books

Category	Value	Record	Rank
HR	26	25	1st
RBI	72	70	1st
Total Bases	146	155	2nd
Batting Avg.	.444	.445	2nd
Runs Scored	67	67	T-1st
Walks	66	79	2nd
Slugging %	1.098	.892	1st

IN A LEAGUE OF HER OWN

>> When including statistics at previous DI schools of every player that has played at Leadrsity of Arkansas, Bri Ellis is near the top in many offensive statistical categories.

Career Home Runs

Player	Total	HR at Arkansas	HR at Prev. School
Bri Ellis	74	40	34
Danielle Gibson*	60	48	12
Linnie Malkin	50	50	N/A

* - Played 5 seasons due to COVID

>> She made history when she hit a three-run homer in the third inning of the Razorbacks' 20-3 thumping of Ole Miss on March 9. The three-run shot was her 61st career home run, passing Danielle Gibson Whorton (60) for the most in an entire career by any Arkansas player in program history when including home runs at their previous institutions prior to transferring.

Career RBI

Player	Total	RBI at Arkansas	RBI at Prev. School
Danielle Gibson*	220	180	40
Bri Ellis	215	119	96
Linnie Malkin	154	154	N/A
Braxton Burnside	154	74	80
Miranda Dixon	147	147	N/A

* - Played 5 seasons due to COVID

>> Ellis is only the second player to have played at Arkansas to eclipse 200 career RBI during the entirety of their college career when counting previous institutions' stats, joining Danielle Gibson.

THE IRON HOG

>> Bri Ellis is the most durable players in the nation. She has started 228 of her 229 games played dating back to the beginning of her freshman year at Auburn. Her 227 consecutive starts is the longest streak in the country.



BRI'S OPS IS BETTER THAN THE REST

>> Entering the weekend, Arkansas first baseman **Bri Ellis** currently owns a 1.788 On-Base Plus Slugging Percentage (OPS) which leads the country and is on pace to be the best single-season mark since the statistic was first tracked in 1916. Additionally, entering the week her 1.142 slugging percentage is also the highest of anyone this season, leading the next closest in that period by 161 percentage points (Taylor Minnick, Indiana).

>> Only 24 players since 2016 have registered an OPS above 1.500 throughout the entirety of a single season. Of those players, only six SEC players have accomplished the feat, while 12 Power Five (Pac 12 Included) players in total have accomplished the feat.

>> This season, nine players have an OPS above 1.500 through May 22. Nobody posted a 1.500+ OPS nationally last season.

>> Of the four USA Softball National Player of the Year Award winners who batted and won the award since 2016, only Jocelyn Alo of Oklahoma (2021, 2022) registered a single-season OPS of above 1.500. Valerie Cagle (2023, Clemson), and Sierra Romero (2016, Michigan) won the award despite recording an OPS lower than 1.500. Alo, Skylar Wallace (2023, Florida), and Abbey Cheek (2019, Kentucky) are the only three NFCA Player of the Year Award winners to post a 1.500+ OPS since the award's inception in 2016.

>> The 24 players that have previously accomplished a 1.500+ OPS in a single season have combined for four National Player of the Year Awards 18 NFCA All-America selections (13 First-Team, 4 Second-Team, 1 Third-Team), 24 NFCA All-Region selections, (22 First-Team, 2 Second-Team), 26 First-Team All-Conference selections and 16 Conference Player of the Year Award winners.

SEASON	PLAYER	YR	TEAM	CONFERENCE	PLATE APP.	OPS	AVG	OBP	SLG
2025	Bri Ellis	Sr	Arkansas	SEC	206	1.788	.457	.646	1.142
2022	Jocelyn Alo**	Sr	Oklahoma	Big 12^	230	1.759	.476	.624	1.135
2016	Lexie Elkins*	Sr	Louisiana	Sun Belt^	140	1.737	.509	.607	1.130
2021	Jocelyn Alo**	Sr	Oklahoma	Big 12^	226	1.721	.481	.574	1.147
2018	Holly Speers*	Sr	Kent St.	Mid-American^	183	1.689	.483	.656	1.033
2023	Skylar Wallace*	Jr	Florida	SEC^	210	1.634	.455	.604	1.030
2021	Sammey Bunch	Sr	UNI	Missouri Valley^	203	1.634	.457	.591	1.043
2023	Taryn Kern**	Fr	Indiana	Big Ten^	225	1.627	.438	.605	1.022
2016	Erika Piancastelli**	So	McNeese	Southland^	221	1.620	.428	.620	1.000
2025	Taylor Minnick	Sr	Indiana	Big Ten	201	1.617	.487	.592	1.025
2018	Jena Cozza***	Sr	Massachusetts	Atlantic 10^	195	1.614	.482	.636	.978
2023	Erin Coffel**	Jr	Kentucky	SEC	198	1.607	.434	.634	.973
2025	Cori McMillan	Sr	Virginia Tech	ACC	214	1.597	.432	.549	1.047
2025	Jordy Bahl	Jr	Nebraska	Big Ten	201	1.590	.472	.565	1.025
2025	Desirae Spearman	Sr	New Mexico State	CUSA	201	1.583	.430	.606	.977
2021	Tiare Jennings*	Fr	Oklahoma	Big 12	232	1.581	.468	.574	1.057
2025	Victori Altamarino	Jr.	Incarnate Word	SLC	197	1.578	.459	.622	.956
2025	Miah McDonald	Gr.	Marist	MAAC	227	1.568	.453	.542	1.026
2016	Kiara Suttles	So	Southern U.	SWAC	110	1.562	.442	.527	1.035
2021	Linda Rush	Sr	Drexel	Colonial^	152	1.556	.482	.592	.964
2018	Madison Cathcart	So	Seattle U	WAC	208	1.550	.444	.596	.954
2025	Jazzy Burns	So	Ohio State	Big Ten	202	1.546	.455	.540	1.006
2021	Allie Cummins	So	Miami (Ohio)	Mid-American	203	1.544	.477	.625	.919
2017	DJ Sanders*	Jr	Louisiana	Sun Belt^	208	1.537	.388	.524	1.013
2022	Baylee Klinger*	Sr	Washington	Pac 12^	202	1.527	.453	.520	1.007
2018	Jocelyn Alo*	Fr	Oklahoma	Big 12	226	1.526	.420	.549	.977
2016	Erica McNew	Sr	Cleveland St.	Horizon^	202	1.523	.474	.649	.874
2022	Addison Barnard**	So	Wichita State	American^	201	1.519	.409	.480	1.039
2025	McKayla Timmons	Sr	Ball State	Mid-American	200	1.519	.434	.615	.904
2019	Courtney Cashman	Jr	UMass Lowell	America East	181	1.516	.508	.630	.886
2023	Kiki Milloy*	Sr	Tennessee	SEC	232	1.511	.423	.562	.949
2019	Abbey Cheek**	Sr	Kentucky	SEC^	222	1.510	.428	.602	.908
2022	Mia Davidson*	Gr	Mississippi St.	SEC	238	1.509	.399	.574	.935
2022	Cyndy Sanders*	Fr	Arizona St.	Pac 12	197	1.507	.425	.557	.950
2017	Elizabeth Snow	Sr	Albany (NY)	America East^	156	1.507	.429	.558	.950
2025	Megan Grant	Jr	UCLA	Pac 12	202	1.502	.377	.535	.967

* - First Team NFCA All-America

** - Second-Team NFCA All-America

*** - Third-Team NFCA All-America

+ - National Player of the Year (NFCA or USA Softball)

^ - Conference Player of the Year

Chart updated with NCAA website after each Monday-Thursday

IN ELITE COMPANY

>> Arkansas first baseman **Bri Ellis** finished the regular season batting .487 with 25 home runs this season. She ranked second nationally in home runs and third nationally in batting average at the conclusion of the regular season.

>> Only five players in NCAA history (Since 1982) have finished a regular season batting above .480 while also hitting 20+ home runs. All of the five players who had previously accomplished the feat were named Conference Player of the Year in their respective conferences, while four of five were named NFCA First-Team All-America and NFCA First-Team All-Region. Stacey Nuveman (UCLA, 2002) and Jocelyn Alo (Oklahoma, 2022) were both named USA Softball National Player of the Year, while Jen Yee (Georgia Tech, 2010) and Megan Langenfeld (2010) were top-three finalists for the award.

PLAYERS WITH .480+ AVG AND 20+ HR IN A REGULAR SEASON

NCAA History (Since 1982)

Season	Player	School	AB	AVG	HR	NPOY	All-America	Conf. POY	All-Region	All-Conf.
2010	Jen Yee	Georgia Tech	148	.568	29	T-3 Finalist	First-Team	ACC	First-Team	First-Team
2002	Stacey Nuveman	UCLA	157	.529	20	USA SB	First-Team	Pac 12	First-Team	First-Team
2010	Megan Langenfeld	UCLA	129	.527	20	T-3 Finalist	First-Team	Pac 12	First-Team	First-Team
2022	Jocelyn Alo*	Oklahoma	165	.515	34	USA SB/NFCA	First-Team	Big 12	First-Team	First-Team
2012	Sam Fischer	Loyola Marymount	128	.492	23	-	Second-Team	PCSC	Second-Team	First-Team
2025	Bri Ellis	Arkansas	113	.487	25	T-3 Finalist	TBD	SEC	First-Team	First-Team

* - COVID Year

BRI IS THE BEST OF THE BEST

>> Arkansas first baseman **Bri Ellis** had the best offensive numbers through the regular season compared to all USA Collegiate Softball Player of the Year Winners who were position players in the past decade.

>> Ellis leads two-time winner Jocelyn Alo (Oklahoma, 2022, 2021) and 2016 winner Sierra Romero (Michigan) in batting average (.487), walks (56), on-base percentage (.659), slugging percentage (1.221) and OPS (1.881).

Player	AVG	GP	AB	R	H	2B	3B	HR	RBI	TB	SLG%	BB	HP	SO	GDP	OB%	SF	SH	SB-ATT	PO	A	E	FLD%
Bri Ellis (Arkansas, 2025)	.487	49-49	113	59	55	8	0	25	68	138	1.221	56	9	13	0	.659	4	0	3-3	271	9	4	.986
Jocelyn Alo (Oklahoma 2021)	.481	44-44	129	54	62	8	0	26	71	148	1.147	28	3	12	0	.574	2	0	2-2	17	0	0	1.000
Sierra Romero (Michigan, 2016)	.485	48-48	132	66	64	11	1	16	71	125	.947	42	2	11	0	.600	4	1	13-14	62	73	5	.964
Jocelyn Alo (Oklahoma 2022)	.476	49-49	126	61	60	11	0	24	61	143	1.135	44	7	16	2	.624	1	1	2-4	1	0	0	1.000

BETTER THAN BARRY

>> Ellis is walking and homering at an absurd rate this season. Through the regular season, Ellis has homered once every 4.88 at-bats while walking once every 3.21 plate appearances. Both numbers are better than Barry Bonds' 2001 season, which is regarded as one of the most impressive seasons in baseball history.

2025 Bri Ellis

At-Bats: 130
HR: 26
Frequency of HR: 5.11 AB
Plate Appearances: 215
Walks: 66
Frequency of Walk: 3.26 PA



2001 Barry Bonds

At-Bats: 476
HR: 73
Frequency of HR: 6.52 AB
Plate Appearances: 664
Walks: 177
Frequency of Walk: 3.75 PA



WHY NOT BOTH?

>> Ellis finished the regular season ranked in the Top 2 nationally in home runs per game (2nd, 0.51) and walks per game (2nd, 1.20).

>> The last Division I player to finish the regular season ranked in the Top 2 nationally in both categories was Jen Yee in 2010, who finished second in HR per game (0.47) and first in walks per game (1.42).

FEARED BY MANY

>> Opposing teams have elected to pitch around Bri Ellis at all costs this season.

>> In a series against No. 10 LSU (May 3-5), Ellis was walked four times in both of the Razorbacks wins while garnering 10 walks on the weekend. Ellis also walked four times in a win over Oklahoma State (May 19).

>> It marked the first four-walk game for an Arkansas player since 2021 when Braxton Burnside accomplished the feat on April 3, 2021, in a win over Auburn.

>> Ellis (2) joins Devon Wallace (3) as the only Razorbacks in program history to have multiple 4+ walk games.

PLAYING THE BEST

>> Ellis' historic season has occurred in the nation's toughest league and her numbers playing the best of the best have been eye-popping.

>> During the Razorbacks' 22 games against Top 25 RPI opponents in the regular season, Ellis batted .429 with 24 hits, two doubles, 11 home runs, 27 RBI, 59 total bases and 26 walks while posting a 1.054 slugging percentage, .636 OBP and a 1.690 OPS.

>> Ellis has homered off of eight all-conference (2024) pitchers this season.

A MASSIVE IMPACT

>> Arkansas is 31-5 when Bri Ellis hits a home run since she arrived on campus prior to the 2024 season. Arkansas is 17-5 when Ellis homers this season and was 13-0 in 2024 when she homered.

>> In her collegiate career, Ellis' teams have a combined record of 59-9 when she homers.

Season	School	Record	Win%
2025	Arkansas	18-5	.783
2024	Arkansas	13-0	1.000
2023	Auburn	14-0	1.000
2022	Auburn	14-4	.778
Total	4 Seasons	59-9	.868

POWER IN THE PORTAL

Since taking over the program in 2016, head coach Courtney Deifel and her coaching staff have had tremendous success in the recruitment of players through the transfer portal.

» Deifel has made 22 transfer portal additions during her time at Arkansas. Six Razorbacks on the 2025 roster arrived in Fayetteville by way of the transfer portal: Reis Beuerlein (2024, Mississippi State), Courtney Day (2025, Texas), Karlie Davison (2025, Utah), Bri Ellis (2024, Auburn), Carlee Ratcliff (2024, Texas) and Kailey Wyckoff (2025, Texas Tech).

Transfers under Courtney Deifel have accounted for:

- » 8 NFCA All-America selections
- » 14 NFCA All-Region honors
- » 13 All-SEC Selections
- » 2 SEC Players of the Year (*KB Sides, Bri Ellis*)
- » 1 SEC Pitcher of the Year (*Chenise Delce*)

» Entering this season, 11 of the 18 portal additions under Deifel that completed a season at Arkansas experienced an increase in both wins and winning percentage in their first season as a Hog compared to their last at their previous program.

» 11 of the Razorbacks' 14 transfer position players set single-season career highs in at least one offensive statistical category, while eight set single-season career highs in four or more offensive categories.

BRI BOMBS

Bri Ellis is one of the most heralded sluggers in the nation in 2025. She is batting .444 with 26 home runs, 72 RBI, 146 total bases, 67 runs and 66 walks while posting a 1.098 slugging percentage and a .637 OBP. Her 74 career home runs are the most among all active D1 players.

- » She made history with her 26th homer, a walk-off grand slam in a 5-1 win over Georgia to set a single-season program record for homers and RBI (72).
- » Ellis crushed her record-tying 25th HR in a 12-9 win over LSU (May 1).
- » She belted her 23rd and 24th homers of the season to post her sixth career multi-HR game in a win over Texas A&M (April 26).
- » Ellis smashed her 21st HR of the season in a win at UCA, setting a new single-season career high (April 15).
- » Ellis smashed her 19th round-tripper this season with a three-run shot in the first inning of a series-opening win at No. 2 Florida (April 4).
- » Ellis blasted a two-run homer in the series finale at Tennessee (March 25).
- » She hit a three-run homer in the third inning of a win vs. UCA (March 18)
- » Ellis batted .500 in a three-game series vs. No. 1 Oklahoma, highlighted by a 3-4 series finale that featured two HR and four RBI.
- » Ellis hit .500 during a three-game series at Ole Miss while collecting four hits, four runs scored, two homers, seven RBI and three walks. She tied a career-high with five RBI in a 20-3 series finale win (March 9).
- » During the Wooo Pig Classic, Ellis hit .500 and posted a .778 on-base percentage, reaching base 14 times while only registering eight official at-bats. Ellis hit two home runs while drawing nine walks, five of which came intentionally (Feb. 28-March 2).
- » She batted .538 with two home runs, four RBI and seven hits during the Hogs' 4-1 weekend at the Mary Nutter Collegiate Classic (Feb. 20-22).
- » Ellis had a career weekend during the Razorbacks' 5-0 showing at the LA Tech Classic (Feb. 14-16). The senior first baseman batted .667 with eight hits, three doubles, four home runs, 15 RBI, seven runs scored and five walks while posting a 1.917 slugging percentage and .722 on-base percentage.
- » In a 12-4 (6 inn.) win over Southern Miss, the right-handed slugger drove in a career-high five runs courtesy of a three-run home run and a two-run home run. The two-homer performance marked her fourth career multi-home run game and was her first as a Razorback.
- » She was named SEC Player of the Week (Feb. 17) and National Player of the Week by D1 Softball.
- » In a 12-4 (6 inn.) win over Southern Miss, the right-handed slugger drove in a career-high five runs courtesy of a three-run home run and a two-run home run.
- » In a 2-1 win over San Diego, Ellis had a bases-loaded walk-off RBI single to deep right-centerfield. She also hit a two-run home run in a 9-1 (6 inn.) win over Bradley earlier in the day (Feb. 8).



Arkansas' transfer portal class ranked No. 9 in the country, per D1Softball on Aug. 20, 2024, prior to the signing of Texas transfer and 2022 WCWS All-Tournament performer Courtney Day.

» Ellis blasted a solo home run in her first at-bat of the season at Texas State on Feb. 6, 2025 and then followed it up the next day with a two-run blast in the record-breaking 23-0 win over Lipscomb (Feb. 7).

» She was a first-team SEC and NFCA All-Region honors and being named a Second-Team NFCA All-American in 2024.

HOME SWEET BOGLE

Bogle Park was the place to be in 2024, as a program-record 97,744 fans walked through the gates. All 10 of Bogle Park's all-time top 10 single-game attendance marks were also set in 2024. Arkansas played in front of home crowds of 3,000+ in 21 of its 27 regular season games at Bogle Park.

- » Arkansas had 3,128 fans at its series opener against Oklahoma (March 16).
- » Arkansas is just one of three programs to rank in the top five in single-season attendance every year since COVID, joining the likes of Alabama and LSU.
- » The Razorbacks have ranked in the top three nationally in total home attendance in back-to-back seasons and have finished in the top five in national total attendance in each of their past five seasons at Bogle Park.
- » On May 4, 2024, Arkansas broke its single-game attendance record, with 3,937 in attendance for game three vs. Ole Miss.
- » In 2024, the Hogs have accumulated the third-highest cumulative attendance across NCAA softball (89,982). Arkansas averaged 3,333 fans per game.
- » Bogle Park hosted the highest-attended SEC Softball Tournament in 2023 with 16,937 in the stands May 9-13, shattering Florida's previous record of 13,201 in 2022.
- » Between the 2022 and 2023 campaigns, Bogle Park drew crowds of 3,000+ 16 separate times.
- » Since its gates opened in 2009, Bogle Park has welcomed 518,548 fans through the turnstiles. Of those 518,548 fans, 430,802 (83.07%) came during head coach Courtney Deifel's tenure (2016-present).
- » Bogle Park was recognized by the National Fastpitch Coaches Association (NFCA) as the Netting Professionals/NFCA D1 Field of the Year in 2022.

RAZORBACKS KNOW RPI

Arkansas finished the regular season ranked No. 7 in RPI. Assistant Coach Matt Meuchel plays a big role in the Hogs' schedule building each season.

» Arkansas has finished in the Top 20 in every single RPI since 2021.

THE HEAD HOG

Head coach Courtney Deifel is the program's all-time wins leader.

WINNINGEST ARKANSAS HEAD COACHES

Rank	Coach	Record	Years	NCAA Appearances
1.	Courtney Deifel	359-178	2016-pres.	7
2.	Carrie Dever-Boaz	244-274-1	1997-2004	2
3.	Mike Larabee	149-181	2010-2015	2
4.	Jamie Pinkerton	130-179	2005-2009	2

» Deifel has won 359 games through 10 seasons at the helm in Fayetteville. In the previous 10 years before Deifel, Arkansas only won 251 contests.

PRESEASON PRESENCE

» Senior first baseman Bri Ellis and junior utility star Kailey Wyckoff garnered many preseason honors ahead of the 2025 season.

» Both were named preseason All-SEC in a vote by the league's coaches on Jan. 30. They also were named Preseason Top 100 players by both Softball America and D1Softball.

» Wyckoff earned Preseason Second-Team All-America honors from D1Softball at the utility position.

THE FRIENDLY CONFINES

» Since 2017, Arkansas is 164-45 (.785) at Bogle Park during the regular season.

» Arkansas is 197-77 (.719) at Bogle Park since Courtney Deifel took over the program in 2016.

MEUCHEL IS MASTER OF DEFENSE

» Assistant Coach Matt Meuchel joined the Razorbacks' coaching staff prior to the 2017 season and completed his eighth season in Fayetteville in 2024. Meuchel is one of the sport's leaders in analytics and also coordinates the Razorbacks defense. All five of the Hogs' top-five single-season fielding percentages have come under his watch.

» Arkansas has posted a program-record .984 fielding percentage this season with 23 errors in 1,445 chances through 57 games. The Hogs' .984 fielding percentage ranks first in the country entering the week. Arkansas has not committed errors in 37 of its 57 games this season.

» In 2024, Meuchel and assistant coach Danielle Gibson helped guide Arkansas to a program-record .978 fielding percentage, which led the SEC and ranked ninth nationally.

SOOIE SPINNERS

» The Razorbacks own a 2.96 ERA this season while striking out 333 batters and limiting opponents to a .216 batting average in 350.1 innings pitched.

» Arkansas has registered 46 shutouts since the start of the 2023 season. The Razorbacks are one of only nine programs to rank in the top 20 nationally in shutouts in 2023 and 2024, joining the likes of Oklahoma, Boston, Oklahoma State, Tennessee, Stanford, Alabama, South Dakota State and Cal State Fullerton.

» Arkansas entered the week ranked 17th nationally with 14 shutouts this season and ranked 19th nationally in shutouts in 2024 with 14 and 17th nationally in 2023 with 17.

» The Razorbacks have posted 11+ shutouts in each of the last five seasons, one of just 16 programs nationally to accomplish the feat.

BOGLE BOMBERS

The long ball has been a staple in the success of Arkansas Softball during the Courtney Deifel era (2016-present).

» Arkansas has hit 605 home runs since Deifel took over the helm in 2016, which accounts for 52.7% of home runs in program history. In the 10 years prior to Deifel's arrival, Arkansas teams belted 437 round-trippers.

» Entering the weekend, the Razorbacks' 589 home runs since 2017 rank second among SEC members during that time span and third among current SEC members, trailing only Oklahoma (962) and Georgia (633).

» Seven of the Hogs' single-season top-10 home run marks have been accomplished during Deifel's tenure, including the three best in program history (2022: 109, 2021: 95, 2025: 70).

» The Razorbacks' program record of 109 home runs in 2022 was the second-most by a team in a single season in SEC history at the time.

ROAD HOGS

Since 2020, the Razorbacks have excelled on the road with a record of 67-24 (.736), which is the second-best mark of all current SEC members, trailing only Oklahoma (78-7, .929).

» On April 6, Arkansas earned its highest-ranked series win in program history with a 9-5 triumph at No. 2 Florida. Arkansas later matched that with a series win at No. 1/2 Texas A&M (ESPN Poll) on April 25-27. On March 23, the Hogs became the first SEC team to win a series at Tennessee since they accomplished the feat on March 18-20, 2022. The series win snapped an 11-series home winning streak Tennessee owned which was a league-best.

» With Arkansas' road series victory at No. 1/2 Texas A&M on April 25-27, 2025, the Hogs have won 18 of their last 20 SEC road series, which is the best mark among all SEC members during that time span (2021-present).

» From 1997-2020, the program had only won 17 SEC road series.

» The Hogs recorded two top-10 ranked SEC road series wins last season and have accounted for seven top-10 road series wins in league play over the past four seasons.

» Additionally, Arkansas has posted a 80-29 (.741) record in the Courtney Deifel era



(2016-present) in neutral site games.

AMONG THE ELITE

» The Razorbacks have been ranked in the Top 25 of the NFCA Coaches poll for a program-best 86 consecutive weeks dating back to the start of the 2020 season. Arkansas is one of six programs nationally to have appeared in the Top 25 of every NFCA Coaches Poll since the start of the 2020 season, joining Oklahoma, Florida, UCLA, Oklahoma State and Florida State.

RAES

» Reagan Johnson is the all-time program leader in career batting average at .370 while ranking fourth in career on-base percentage (.424), eighth in career triples (6) and fifth in career stolen bases (50).

» She became the 11th player in program history to register 200 hits on April 11 in a 10-2 win over No. 10 South Carolina.

» Johnson is two hits away from becoming just one of three active Division I players, with 73+ hits in each of the previous three seasons, joining, Kendra Falby (Florida), and Mia Scott (Texas).

» Johnson is the only Razorback in program history with multiple 70+ hit seasons with 70 in 2025 73 in 2024 and 79 in 2023. In 2024, she became one of four Razorbacks in program history to post an on-base percentage of .426 or better while registering 70+ hits in a season, joining Danielle Gibson (2022), KB Sides (2022) and Hannah McEwen (2019).

» She earned First-Team All-SEC and NFCA First-Team All-South Region in 2024 after batting a team-best .380 with 73 hits, four doubles, one triple, 11 RBI, 35 runs scored and 79 total bases to go along with a team-high 12 stolen bases. She ranked fourth in the SEC and 33rd nationally in hits (73) in addition to ranking fifth among all SEC players in batting average (.380).

» Her sophomore year batting average of .380 and her freshman year average of .378 rank sixth and seventh, respectively in the Arkansas single-season record books while her 79 hits as a freshman and 73 hits as a sophomore were the third and fourth-most by a Hog in a single season.

» She batted a team-best .388 (66-170) against right-handed pitchers in 2024.

» Johnson is 50-54 in stolen base attempts during her career which is good for fifth all-time in program history.

» The Karnes City, Texas product checked in at No. 73 overall and ranked 27th among outfielders in the Softball America Preseason Top 100 Players List on Jan. 6.

MILESTONE TRACKER

- » Bri Ellis is a run away from breaking the program single-season runs record.
- » Reagan Johnson needs four more stolen bases to move into a tie for the fourth most all-time by a Razorback in their collegiate career.
- » Bri Ellis needs a HR to break single-season SEC HR record.

RUN-RULING RAZORBACKS

- » Arkansas has defeated opponents with ease in many games this season.
- » The Razorbacks set a program record with their 17th run-rule victory of the season during a 10-2 (5 inn.) win vs. Kentucky on March 29.
- » Arkansas has more run-rule wins (23) than seven-inning wins (21) this season.

Year	Run-Rule W	Final Accomplished
2025	23	53rd
2014	16	48th
2022	15	54th

THE BASH SISTERS

- » UTL Courtney Day (66) and 1B Bri Ellis (72) have combined for more RBI (138) than 27 Division I programs this season, as of May 22.
- » Ellis and Day entered the weekend ranked in the Top 15 nationally in RBI per game with marks of 1.31 (9) and 1.27 (12).
- » The duo is just the second pair of Arkansas teammates to drive in over 60 runs in a season in program history, joining Linnie Malkin (68) and Danielle Gibson (70) in 2022.
- » Day (2R HR) and Ellis (solo HR) both homered in a 10-2 win over Kentucky (March 28)
- » In a 10-7 series finale loss to No. 1 Oklahoma, Ellis homered twice and Day hit a three-run homer. (March 16).

PB12 IN GOOD COMPANY

Freshman Pitcher Payton Burnham has wasted no time frustrating opposing hitters, beginning her Arkansas career with a 16-2 record, 90 strikeouts and three saves in 113.2 innings pitched while limiting opposing hitters to a .216 batting average and posting a team-best 2.40 ERA.

- » Burnham threw a complete-game shutout while striking out seven and allowing just three hits and a walk in a 4-0 win over Ole Miss (May 24), becoming just the third Arkansas freshman since 2010 to throw multiple seven-inn. complete game shutouts, joining Robyn Herron (2, 2023) and Mary Haff (8, 2018).
- » She earned her second win of the regional against Oklahoma State (May 17) by throwing four shutout innings in which she allowed just two hits and a walk.
- » Burnham became the first Razorback in program history to throw a no-hitter in an NCAA Tournament game in a 10-0 win over Saint Louis (May 16). The freshman struck out six and allowed just one walk and a hit batter in her five innings of work. It marked the third no-hitter by a Razorback this season and the 17th in program history.
- » Her 15 wins this season are the most by a Razorback freshman since Mary Haff's 29 in 2017.
- » She tossed a complete-game shutout against LSU on her 19th birthday by striking out six and allowing just four hits and two walks in a 6-0 win over LSU (May 3). She became just the ninth Razorback freshman to throw a seven-inning complete game shutout since 2002.
- » Burnham pitched 6.2 innings while striking out two and allowing three earned runs to earn her

11th win of the season at Texas A&M on April 26. Her mother, Kendall, was an NFCA All-American at Texas A&M in the mid 1990s.

- » Burnham became just the fifth Arkansas freshman since 2000 to win 10 games in a season after throwing six shutout innings and striking out a career-high nine batters in a 7-0 win at UCA (April 15).
 - » She earned her second save of the season, recording the final out of a 9-5 win at No. 2 Florida (April 6).
 - » Burnham earned her eighth win of the season on March 30 against Kentucky by throwing 3.0 shutout innings with a strikeout and just two hits allowed.
 - » She fanned 4 and allowed 3 runs on 6 hits in 4.1 innings in her seventh win of the season vs. Kentucky (March 28).
 - » She threw 6.1 shutout innings during her sixth victory of the season in a 9-0 win at Tennessee. She became the first Razorback freshman to throw 6+ shutout innings since Robyn Herron accomplished the feat in a 7-0 victory over Indiana at the TaxAct Clearwater Invitational on Feb. 18, 2023. Burnham became the eighth Razorback freshman pitcher to throw 6+ shutout innings and allow three or fewer hits since 2002. As a result of her efforts, she earned SEC Freshman of the Week Honors on March 25. She became just the fifth Arkansas pitcher to do so.
 - » She was the first Razorback freshman to start her career 4-0 in the circle since Autumn Storms did so in 2017.
 - » She became the first freshman pitcher to record a win in her first two pitching appearances since Mary Haff in 2018 with wins over Bradley and San Diego (Feb. 7-8).
 - » Burnham struck out eight batters while allowing just one run on three hits and one walk during her 6.1 innings pitched in a 3-1 win over Bradley (Feb. 7).
 - » She became just the 11th freshman Arkansas pitcher to post 8+ strikeouts in a game after fanning eight batters against Bradley (Feb. 7).
- ## MISS VERSATILITY
- Arkansas continued its multi-year run of major portal additions in the summer of 2024 with the addition of Texas Tech Transfer Kailey Wyckoff.
- » Wyckoff is batting .330 this season with 60 hits, 15 doubles, seven home runs and 53 RBI while posting a .417 OBP. She has reached base in 49 of the Hogs' 57 games this season.
 - » She blasted a three-run HR in the opening game of the Hogs' Super Regional vs. Ole Miss (May 23).
 - » She tied a career-high with three hits in the win while setting a single-game career-high with five RBI. Her three hits and five RBI tied an Arkansas NCAA Tournament program record. 10 others have registered three or more hits while Danielle Gibson is the only other player in program history to drive in five runs in a game, accomplishing the feat on May 20, 2022, in an 11-0 run-rule win over Princeton.
 - » The Katy, Texas product went 3-4 with a 3-run HR in a 8-6 loss to Oklahoma (May 9)
 - » Wyckoff smashed her fifth HR of the season in a 12-9 win over LSU (May 1)
 - » She tied a season-high with three hits in a 7-0 win at Central Arkansas (April 15).
 - » Wyckoff hit a solo homer in the first inning of a win over Central Arkansas (March 18).
 - » She went 2-3 with a double and three runs

scored against No. 1 Oklahoma (March 16).

- » The Katy, Texas native hit a walk-off two-run homer in a run-rule win over Iowa during the opening game of the Wooo Pig Classic (Feb. 28).
- » Down to her final strike of the game, Wyckoff kept Arkansas alive in a 2-1 walk-off win over San Diego by singling up the middle on the ninth pitch of her at-bat to drive in Raigan Kramer from second before Arkansas won the game two batters later courtesy of a Bri Ellis SAC fly (Feb. 8).
- » In her Arkansas debut, at Texas State, Wyckoff blasted a solo home run to right field in the top of the sixth inning. (Feb. 6)
- » During her two seasons at Texas Tech, Wyckoff appeared all over the field for the Red Raiders, with nine or more starts at five different positions. She appeared in 51 games at catcher, 24 games in right field, 12 games in left field, 10 games at designated player and nine games at first base.
- » Entering 2025, her career batting average of .400 ranked fourth among all players with multiple seasons of collegiate playing experience at the Power 4 level and 15th nationally among all Division I players.
- » She was named a Top 100 player from both D1 Softball and Softball America. On Jan. 22 she was named a Preseason Second-Team All-American at the utility position from D1 Softball and was ranked as the No. 3 utility player in the D1 Softball position rankings.
- » In 2024 she posted a .407 batting average with 12 doubles, seven home runs and a career-high 35 RBI to earn First-Team All-Big 12 honors. She also recorded 15 multi-hit games and a team-best 24-game reached base streak.
- » As a true freshman in 2023 she became just the second individual conference award winner in Texas Tech history along with earning Second-Team All-Big 12 recognition.

HOGS HAVE A DAY

Arkansas finalized its 2024 roster with the addition of Texas transfer Courtney Day on Dec. 9, 2024. Day has made a statement in her return to college softball after sitting out the 2024 season after transferring from Texas. Day is batting .329 with 16 home runs, 46 hits, 36 runs scored and 66 RBI while drawing 36 walks and posting a .771 slugging % and a .476 OBP.

- » Day went 2-3 with a an RBI, two runs scored and two walks against Ole Miss (May 23).
- » She went 2-5 with two RBI courtesy of a double and a walk-off single in a win over Oklahoma State (May 17).
- » Day is currently on a career-best 19-game reached-based streak
- » Pearland, Texas product hit her 16th homer of the season in a win over Georgia (May 7).
- » She smashed her 15th homer of the year during a 12-9 win over LSU (May 1).
- » Day hit her 14th homer of the season in a 7-5 win at Texas A&M (April 25).
- » She set a single-season career high with her 13th homer, a three-run shot in a 14-1 win at Colorado State (April 18).
- » Day drove in three runs in a win at UCA with a SAC fly and a bases-clearing double (April 15).
- » She hit a two-run HR on her senior day in a win over Kentucky (March 29).
- » The senior hit a two-run homer off Karlyn Pickens in the Hogs' 6-3 win at Tennessee

(March 22) before homering the next day.

>> Day hit a three-run homer in the series finale against Oklahoma (March 16).

>> During the Wooo Pig Classic (Feb. 28-March 2) she drove in 15 runs while posting a .615 batting average, 1.462 slugging percentage and .667 OBP with eight hits, three doubles, two homers, a triple, four walks and five runs scored.

>> Day drove in a career-high six runs while hitting a grand slam in a 12-4 win over Illinois (Feb. 28). She became the first Hog to drive in 6+ runs in a game since Rylin Hedgecock drive in seven in a win over Kentucky on April 22, 2023.

>> Day smashed her fourth home run of the season courtesy of a three-run shot in the third innings of a win over ULM (Feb. 14). Later in the day, she doubled and drove in a run during a 9-1 win over LA Tech (Feb. 9).

>> During a 9-1 win over Bradley (Feb. 8), Day went 2-4 and hit a pair of two-run home runs to register her fourth career multi-HR games and the 62nd in program history. Day registered her first multi-HR game as a Hog in just her third game at Arkansas. She was the fastest Razorback newcomer to record a multi-HR game in program history (freshman and transfers included).

>> Day blasted a two-run home run to right field in the top of the fifth inning during a 23-0 win over Lipscomb (Feb. 7). It was her first home run as a Razorback and her first home run in 684 days since she hit a two-run home run on March 26, 2023 while at Texas.

>> Day initially transferred to Ole Miss following the 2023 season but did not play.

>> She is the third Razorback to transfer from Texas in program history, joining Taylor Ellsworth (2021) and Carlee Ratcliff (2023), who was Day's roommate at Texas in 2022.

>> During her four seasons in Austin (2020-23), Day posted a .317 batting average and .395 on-base percentage with 120 hits, 22 doubles, two triples, 26 home runs, 63 runs scored, 44 walks and 91 RBI through 176 games played. She has registered 30 multi-hit games and 36 multi-RBI games during her collegiate career.

>> Day owned a 2.45 earned run average and 47 strikeouts in 68.2 innings pitched while with the Longhorns.

WELCOME BACK TO THE CIRCLE COURTNEY

>> Courtney Day made her first pitching appearance since June 9, 2022 (997 days) on March 2 during the fifth inning of a 13-2 victory over Missouri State. Day pitched a scoreless inning, allowing just one hit in addition to registering an inning-ending strikeout.

>> The 997 days between pitching appearances was the second-longest duration between appearances nationally this season, trailing only Tatum Clopton of LSU, who had a streak of 1,057 days before making an appearance on Feb. 8.

YOUNG HOGS GRABBING HONORS

>> Arkansas took three straight SEC Freshman of the Week honors (March 25-April 8). Ella McDowell became the first player in program history to earn consecutive Freshman of the Week laurels (April 1, April 8). The Razorbacks earned back-to-back SEC Freshman of the Week honors for the first time ever courtesy of Payton Burnham (March 25) and Ella McDowell (April 1) earning the distinction in consecutive weeks.

HOGS OUTHITTING THE OPPOSITION

Outhitting the opposition has been a major trademark in the Courtney Deifel era (2016-present) for Arkansas. The Razorbacks hold a 290-27 record when outhitting opponents under Deifel, including a 184-9 mark since 2020.

Year	W	L	%
2025	42	2	.953
2024	29	2	.935
2023	35	2	.946
2022	38	1	.974
2021	31	1	.969
2020	15	2	.882
2019	32	4	.889
2018	32	4	.889
2017	26	4	.867
2016	11	5	.688
TOTAL	291	27	.915

REIS REWRITING HISTORY

>> Arkansas right-hander Reis Beuerlein made history when she threw a five-inning perfect game on April 18 against Colorado State. She struck out two of her 15 batters faced while only throwing 46 pitches. Beuerlein became the third Razorback in program history to pitch a perfect game joining Robyn Herron (2024) and Mary Haff (2022).

>> She threw 5.1 no-hit innings with 6 strikeouts in relief during the series finale at Tennessee (March 24).

>> She became just the fourth Razorback to pitch 5.1+ innings without allowing a hit in relief since 2001, joining Morgan Leinstock (6.0 vs. Long Beach State, 2024), Robyn Herron (5.2 vs. Drake, 2023) and Chelsea Cohen (6.0 at Missouri State, 2012).

>> Beuerlein allowed just one hit (solo HR) in 10.1 innings pitched while posting a 0.68 ERA with 10 strikeouts during the week of March 24-30.

>> Her second cousin, Steve Beuerlein played in the NFL as a QB from 1987-2003 and led the league in passing in 1999.

ROB CAN SPIN IT

Robyn Herron owns a 18-6 record with three saves, a 2.69 ERA and a team-best 157 strikeouts in 140.2 innings pitched in 2025 while limiting opposing hitters to a .194 batting average.

>> She recorded her 11th career complete-game shutout against Oklahoma State (May 18), striking out two while allowing just three hits and two walks in six innings of work.

>> Herron threw a complete game while striking out nine and allowing just one unearned run on six hits in a win over Tennessee (May 8) to earn her 17th win of the season.

>> She earned her 16th win of the season by retiring 9 of her 10 batters faced in a 5-1 win over Georgia.

>> Herron earned her 15th win of the season after striking out four and allowing two earned runs on three hits and three walks in a 7-5 win at Texas A&M (April 25).

>> She went the distance in both of Arkansas' wins against South Carolina (April 11-13) while posting a 2.86 ERA with 18 strikeouts in 14.2 innings pitched.

>> She earned her 11th win of the season by throwing a complete game in a 4-1 win at No. 2 Florida, allowing just one run on four hits and two walks while striking out four (April 4).

>> Herron improved to 10-3 by pitching four innings in which she struck out five and allowed two runs on seven hits against Kentucky (March

RECORD BY DATE (2025)		
DATE	RECORD	WIN %
F6	2-1	.667
F7	6-7	.462
F8	18-3	.857
F9	13-3	.813
F14	7-6	.538
F15	8-9	.471
F16	13-4	.764
F20	17-11	.577
F21	19-6	.750
F22	13-3	.764
F28	13-8	.619
FEB	278-149	.651
DATE	RECORD	WIN %
M1	15-5	.722
M2	10-10	.500
M7	7-9	.438
M8	4-14	.235
M9	10-5	.667
M14	6-13	.316
M15	4-8	.333
M16	10-19	.357
M18	11-11	.500
M22	10-15	.375
M23	10-5	.667
M24	8-11	.421
M28	7-8	.466
M29	7-12	.368
M30	4-8	.333
MARCH	276-303	.477
DATE	RECORD	WIN %
A4	8-5	.615
A5	4-14	.222
A6	6-18	.250
A7	10-9	.526
A11	9-4	.692
A12	9-5	.692
A13	6-8	.428
A15	9-4	.692
A18	12-8	.600
A19	13-9	.590
A25	6-7	.417
A26	9-10	.474
A27	4-10	.400
APRIL	241-253-1	.488
DATE	RECORD	WIN %
M1	6-5	.545
M2	3-5	.375
M3	10-9	.526
M6	1-8	.111
M7	4-6	.400
M8	4-5	.444
M9	1-5	.166
M10	1-3	.250
M16	2-3	.400
MAY	75-94	.443

*- Months reflect entire record of month in program history not just dates in which

28).

>> She earned her first career save vs. Kentucky by throwing 2.1 shutout innings with 2 K and one hit allowed (March 28).

>> Herron tied a program single-game record with 16 strikeouts during an eight-inning complete-game win over Tennessee in her last start on March 22. She allowed just four hits in the win.

>> On Feb. 20, Herron spun a complete-game one-hit shutout against Cal State Fullerton, while carrying a no-hitter to the fifth and final inning.

>> On Feb. 17, Herron threw the 12th no-hitter in program history in a 10-0 (5 inn.) win over ULM. She struck out a season-high 11 batters during her no-hit performance against ULM to improve to 3-0 on the season. The southpaw struck out the side to open and end the game. Only three ULM batters reached base during the contest, two by way of walks in the second and fourth inning, respectively, in addition to a dropped third strike with two outs in the fourth.

>> Herron appeared in 29 games while making 19 starts and posting a 12-9 record with a team-best 143 strikeouts in 125.1 innings pitched. Her 1.62 ERA ranked 25th nationally and third among SEC pitchers. She also ranked 40th nationally with five shutouts during the 2024 season while posting three 10+ strikeout games.

>> She is one of just seven returning pitchers nationally who ranked in the Top 25 in ERA and Top 40 in shutouts during the 2024 season, joining Nijaree Canady (Texas Tech), Maddia Groff (Omaha), Karlyn Pickens (Tennessee), Kasey Ricard (Boston), Alivia Wilken (North Alabama) and Isabella Smith (Oklahoma).

>> Herron became the second pitcher in program history to throw a seven-inning perfect game while striking out a season-high 11 batters on just 86 pitches in a 7-0 win over Illinois State on Feb. 24, 2024, joining Mary Haff as the other Razorback to accomplish the feat.

>> She joins Mary Haff (3) as the only Razorback pitcher to toss multiple no-hitters under Deifel.

>> Her 10 10+ strikeout games are the third-most in program history, trailing only Katy Henry (2005-08, 14) and Mary Haff (2018-22, 16).

RAKING AT THE PLATE

>> Entering this week, Arkansas ranks among the nation's leaders in numerous categories, including hit-by-pitch (9th, 55), runs per game (7th, 7.65), SAC flies (4th, 29), on-base percentage (6th, .443), RBI per game (11th, 7.04), walks (4th, 272) and slugging percentage (18th, .550).

>> This year's Arkansas team already ranks among the best in program history in batting average (2nd, .323), doubles (1st, 90), slugging % (2nd, .544), on-base % (1st, .442), runs (1st, 432), sacrifice flies (1st, 29), RBI (1st, 395), total bases (2nd, 819), walks (1st, 285) and HR (3rd, 74).

>> Arkansas owns a .443 on-base percentage. One Arkansas starter has an OBP of .600+ while six starters own an on-base percentage of .400+.

>> In hitting coach DJ Gasso's first season in Fayetteville, Arkansas struck out a program-low (COVID season not included) 192 times in 1,408 at-bats during the regular season, bettering the previous program record of 204, which was set in 2014 by 12.

THE LEGEND OF JIMMY

Senior OF Raigan Kramer has one of the more unique nicknames in college softball, since before arriving in Fayetteville, Kramer is known as



Carlee Ratcliff and Courtney Day roomed together at Texas in 2022.

Jimmy to her teammates and coaches.

>> "I tried out for a team in 2018 and the coaches didn't know who I was," Kramer said in a 2020 interview. "All they knew was that I was #99. Supposedly, they knew someone who was #99 named Jimmy that they used to play men's fast-pitch with. From then on out that's who I was. It just stuck. I'm almost positive some of the younger girls that were in our organization have no idea that my name is not actually Jimmy."

>> She became just the fifth player in program history to register 100+ walks in a career during a 2-1 series finale win over Kentucky (March 30).

>> She is batting .303 with 44 hits, 54 runs scored, seven doubles, two home runs, 26 RBI and 51 walks in addition to posting a .488 on-base percentage.

>> Kramer blasted a grand slam in a 6-1 win over Tennessee on May 8. The grand slam was the second of her career and the first allowed in Karlyn Pickens' college career.

>> Her 51 walks are the fifth-most in program history, trailing only Bri Ellis (50) and Devon Wallace who drew 51+ in three of her four seasons while at Arkansas (2012-15).

>> She drew a career-high four walks in a 9-0 win at Tennessee (March 23).

>> Kramer is one of the most disciplined hitters in program history and is currently ranked 2nd in program history in career walks with 115.

>> She is one of 10 active players nationally entering the 2025 season, having registered 32+ walks in each of the previous two seasons.

>> Kramer and Devon Wallace (2011-2014) are the only players with 30+ walks in three consecutive seasons in program history.

UTES TO HOGS

>> Arkansas assistant DJ Gasso, second baseman Karlie Davison and GA Mariah Lopez all helped lead Utah to a College World Series appearance in 2022 while at Utah.

DISCIPLINED DUO

>> 1B Bri Ellis and OF Raigan Kramer became the seventh pair of Arkansas teammates in the past 20 years to register 30+ walks in the same season in 2024 before doing so in 2025.

>> Ellis (66) and Kramer (51) are the team leaders in walks for Arkansas this season.

HITTIN' HOGS

>> Arkansas has posted a 196-21 overall record when registering 12+ hits in a single game since 2006, including a 120-12 mark under Courtney Deifel.

>> The Razorbacks are 17-1 this season and posted a 9-1 record in 2024 when registering 10+ hits

and have won 70 of their past 75 contests when accomplishing the feat since 2020.

ROB 5+ = GOOD NEWS FOR THE HOGS

>> Arkansas is 28-6 (.824) when Robyn Herron goes 5+ innings in her collegiate career.

ROOMIES REUNITED

>> Courtney Day and Carlee Ratcliff are no strangers as both played together at Texas from 2021-22 and were roommates together during the 2022 season.

>> Ratcliff, who enters her second season as a Razorback, was the one who initially reached out to the Arkansas coaching staff with the news that Day had entered the portal.

RAZORBACKS REPRESENTING THE USA

Arkansas freshmen Ella McDowell and Cam Harrison helped guide the U.S. U-18 Women's National Team (WNT) to a first-place finish in the World Baseball Softball Confederation (WBSC) U-18 World Cup Group C Stage Event as team USA posted a perfect 6-0 record on Aug. 29-Sept. 2, 2024 in their final action as U-18 team members.

>> McDowell was named the most outstanding player of the event after posting an impressive .733 batting average and .750 on-base percentage with 11 hits, two doubles, two home runs, eight RBI, and a walk. The Richmond, Texas native also posted a perfect 1.000 fielding percentage with two putouts and eight assists while playing third base. McDowell led all players in the event in five statistical categories, including batting average (.733), home runs (2), on-base percentage (.750), slugging percentage (1.267) and on-base plus slugging percentage (2.017).

>> Harrison was dominant in her two outings in the circle, posting a 1.00 earned run average with four strikeouts and three hits allowed in seven innings pitched. She picked up a six-inning complete-game victory in a 9-1 win over Canada on Aug. 30., striking out two and allowing just three hits. The Katy, Texas, product followed up her complete game with a 1-2-3 inning of relief that featured two strikeouts in a 7-0 win over the Philippines on Sept. 1.

NO FREE PASSES

>> Arkansas is 141-41 since 2001, when its pitching staff issues no walks in a game.

>> The Razorbacks are 86-18 when issuing no walks under head coach Courtney Deifel (2016-present).

>> Arkansas has won 15 of its last 16 when issuing zero walks dating back to April 6, 2023.

>> In the past 20 years, Arkansas has had a pitcher throw 5+ innings in a single game without allowing a walk 26 times. When the feat is accomplished, Arkansas owns a record 20-6. Arkansas was 3-0 last year when accomplishing the feat courtesy of a pair of wins from Robyn Herron and a win from Morgan Leinstock.

DAYTIME DOMINANCE

>> Arkansas has posted a record of 257-122 (.78) in day games (Prior to 5 p.m.) under head coach Courtney Deifel (2016-present)

>> Since 2021 the Razorbacks are 142-49 (.743) in daytime contests.

10K WILL PLAY

- >> Arkansas is 78-10 all-time when an individual pitcher records 10+ strikeouts in a single game.
- >> Under Deifel (2016-present), Arkansas is 38-3 when an individual pitcher registers 10+ strikeouts in a game.
- >> Robyn Herron leads all current Razorbacks with 10 games of 10+ strikeouts.

KEEP THE LINE MOVING

- >> Arkansas has advanced runners in 56.2% (601-1,059) of its at-bats this season.
- >> Since 2021, Arkansas has advanced runners in 53.77% (2,395-4,454) of opportunities.

KEEP 'EM IN THE YARD

- >> Arkansas has limited opponents to no home runs in 320 games during the Courtney Deifel era (2016-present), which accounts for 59.7% of all games during Deifel's tenure. In the 320 games in which Arkansas has not allowed a home run they have posted a record of 254-66 (.794).

KEEPING IT CLEAN

- >> Arkansas is 175-47 when not committing an error under Courtney Deifel.

HAVING FUN WITH MULTIPLE HOME RUNS

- >> Arkansas is 57-8 all-time when a Razorback player hits multiple home runs in a single game, including a 42-3 mark in the Courtney Deifel era.
- >> The Razorbacks have won 33 of their last 334 games when having a player hit multiple home runs in a single game, dating back to Feb. 20, 2021, when Linnie Malkin started the streak by belting a solo home run and a two-run shot in a 6-4, 14-inning win at McNeese. Malkin's two-run homer in the top of the 14th ended up accounting for the winning runs in the victory.
- >> Active Razorbacks on the 2025 roster have accounted for 14 multi-HR games during their careers.


Active Razorbacks With Multi-HR Games

Player	Multi-HR Games
Bri Ellis	6
Courtney Day	4
Kennedy Miller	2
Kailey Wyckoff	2
Karlie Davison	1

- >> Additionally, Arkansas is 154-25 under head coach Courtney Deifel (.860) when hitting 2+ home runs as a team in a game. Since 2020, the Hogs are 111-15 (.881) when hitting two or more round-trippers.

YOUTHFUL RAZORBACKS

- Arkansas has eight true freshman on the roster in 2025 which is tied for the second-most in the Courtney Deifel era, tying the 2017 team and trailing only the 2023 squad which had nine true freshman on the roster.
- >> The freshman class of Payton Burnham, Ava Carter, Cam Harrison, Lexi King, Ella McDowell, Jayden Ramos, Ashtyn Reichardt and Ramsey Walker was ranked as the fifth-best class in the country according to Extra-Inning Softball.



Kailey Wyckoff (46), Cam Harrison (25), and Ashtyn Reichardt (5) all prepped at Katy High School in Katy, Texas.

CALLING ON CAM

- >> Freshman Cam Harrison is 4-2 with three saves this season. Her three saves are tied for the most in program history for a freshman with Jenna Bloom (2020) and Hope McLemore (2010).
- >> Harrison threw 4.0 scoreless innings, allowing just one hit and two walks vs. Ole Miss (May 23).
- >> In a series finale win over No. 2 Florida, Harrison was magnificent in relief after inheriting a tough situation with no outs and the bases loaded in the bottom of the first inning. Following a grand slam from Florida's Reagan Walsh, Harrison buckled down and allowed just one run on five hits and four walks while striking out five in 6.1 innings to record her fourth win of the season to improve to 4-1. Payton Burnham also earned a save after entering the game with two on and two outs in the bottom of the seventh and issuing a lineout for the game's final out.
- >> In a win over Central Arkansas, Harrison threw 2.1 innings of one-hit relief with two strikeouts to earn a save (March 18).
- >> Harrison threw three scoreless innings in relief at Ole Miss (March 8).
- >> The Brookshire, Texas, product became the 12th Arkansas freshman in the last 20 years to strike out eight or more batters in a game during her first collegiate start. She fanned eight while allowing just one run on two hits and a walk in five innings of work against San Diego (Feb. 8).
- >> A day after her first save, Harrison inherited a bases-loaded situation with only one out and the potential winning run at the plate and collected a save in a 3-1 victory over Bradley (Feb. 7).
- >> Harrison picked up her first career save in her Razorback debut in the season opener at Texas State (Feb. 6).

KATY CONNECTION

- >> Kailey Wyckoff, Cam Harrison and Ashtyn Reichardt all prepped at Katy High School in Katy, Texas. It marks the first time since 2010 that the Razorbacks have had three players on the roster that all attended the same high school. The only other trio to all attended the same high school and play together at Arkansas was Tori Mort, Brittany Robison and Jessica Robison, who all attended Owasso High School in Owasso, Okla.

EIGHT IS GREAT

- >> Arkansas is 223-3 when scoring eight or more runs since 2002, including a 156-1 mark during the Courtney Deifel era (2016-present).
- >> The Razorbacks are on a 94-game winning streak when scoring 8+ runs. The last loss the Razorbacks had when accomplishing the feat was a 12-11 loss to Oklahoma State on Feb. 11, 2021, during the season opener at the Best on the Bayou Classic in Monroe, La.

PUTTING UP RUNS

- >> The Hogs' 20 runs in a 20-3 series-finale win over Ole Miss (March 9), were tied for the second-most in program history and were the most in a single game against a conference opponent and ranked opponent in program history.

MAKING THE MOST OF IT

- >> Freshman Ashtyn Reichardt medically redshirted this season due to tearing her ACL in the summer prior to her enrollment this fall.
- >> Reichardt still makes her presence known on gamedays as the Razorbacks' first base coach. She is believed to be the only player that serves as the first base in the country.

MCDOWELL WOWS

- >> Freshman infielder Ella McDowell has wasted no time making her presence known as a Razorback. She is batting .356 this season with 63 hits, seven home runs, 10 doubles, a triple, 53 RBI, 39 runs scored and 20 walks.
- >> McDowell went 3-4 with a double, two RBI and two runs scored in a 12-0 Regional final win over Oklahoma State (May 18).
- >> She smashed a game-tying double in the seventh inning of a 6-5 (8 inn.) win over Oklahoma State (May 17).
- >> McDowell blasted a three-run shot in a 7-5 series opening with at Texas A&M (April 25).
- >> She drove in a career-high five RBI during 2-4 game with a three-run double during a series-opening win over No. 10 South Carolina on April 11.
- >> McDowell was named D1 Softball National Player of the Week and SEC Freshman of the Week after batting .706 during the week with 12 hits, three doubles, a home run, eight RBI and four runs scored in addition to a walk. She posted a .722 on-base percentage and 1.059 on-base percentage while registering multiple hits in all four of the Razorbacks' games to increase her hitting streak to six games while improving her batting average by 56 percentage points. During the second game at No. 2 Florida, McDowell went 4-5 with four RBI, three of which came on a three-run homer in the top of the third inning. Her four hits were a single-game career high and marked the first four-hit game by a Razorback this season, while her four RBI tied a single-game career high.
- >> She hit a game-winning solo HR in a 2-1 series-finale win over Kentucky (March 30) to earn SEC Freshman of the Week honors.
- >> McDowell went 2-4 with 2 RBI in a loss to No. 1 Oklahoma (March 15).
- >> She went 2-3 with four RBI in a 20-3 thumping of Ole Miss (March 9).
- >> McDowell blasted a two-run home run in a win over Missouri State on March 2.
- >> In a 12-4 win over Southern Miss, she went 2-4 with a HR, a 2B and two runs scored (Feb. 15).
- >> In a season-opening 3-1 win at Texas State, McDowell led Arkansas at the plate by going 2-3 with a solo home run in the sixth inning (Feb. 6).
- >> She became the first Razorback freshman to homer on opening day since Rylin Hedgecock accomplished the feat on Feb. 7, 2020 during a 10-0 win over UTEP in Las Cruces, New Mexico.

AMERICA'S BEST

>> Bri Ellis was named Softball America Player of the Year on May 20 as four Razorbacks earned All-America honors. Ellis became the first player in program history to be named a national player of the year by a major publication.

>> Ellis (first-team), Robyn Herron (second-team), Payton Burnham (freshman) and Ella McDowell (freshman) were Razorbacks to earn All-America honors from Softball America.

COACH OF COACHES

>> Arkansas head coach Courtney Deifel has tutored 16 coaches or players that have gone on to become head coaches or earned positions at the collegiate level which is the second-most nationally trailing only Patty Gasso of Oklahoma according to D1 Softball.

>> Deifel served as a graduate assistant under Gasso from 2008-09 at Oklahoma.

Name	Role Under Deifel	Current Position
Jordan Clark	Volunteer Assistant	(HC) Florida Atlantic
Parker Skaggs	Graduate Assistant	(Asst.) Duke
Boo De Oliveira	Assistant Coach	(Asst.) Notre Dame
Annie Smith	Player at Arkansas	(Asst.) Minnesota
Sydney Benz	Player at Maryland	(Asst.) Dartmouth
Mandy Gardner-Colgate	Graduate Assistant	(HC) Miami of Ohio
Elaine Heflin	Player/Assistant	(Asst.) Illinois State
Shelby Hiers	Player/Assistant	(Asst.) Missouri State
Shana Easley	Volunteer Assistant	(Asst.) Colorado State
Danielle Gibson-Whorton	Player/Assistant	(Asst.) Arkansas
Matt Meuchel	Assistant Coach	(Asst.) Arkansas
DJ Gasso	Assistant Coach	(Asst.) Arkansas
Mary Haff	Player at Arkansas	(Asst.) Missouri
Taylor McQuillin	Graduate Assistant	(Asst.) Southern Utah
Chenise Delce	Player at Arkansas	(Asst.) MACU
Skylynnne Ellazar	Player at Maryland	(HC) Menlo College

#PROHOGS

>> Bri Ellis was selected as the No. 2 Overall pick in the 2025 AUSL draft by the Talons, becoming just the third Razorback to be drafted by Athletes Unlimited, joining Danielle Gibson (2022) and Chenise Delce (2023).

#600

>> Raigan Kramer's grand slam in the seventh inning of a 6-1 win over Tennessee on May 8 was the 600th homer in the Courtney Deifel era at Arkansas.

>> Kramer's grand slam was also the first collegiate grand slam allowed in Tennessee ace Karlyn Pickens career. The grand slam was Kramer's second of her career and first since she hit one in a win over Harvard on May 19, 2023 during the opening game of NCAA Regional play.

HOUSTON HOGS

>> Arkansas has six players on its roster from the Houston metropolitan area.

Player	Hometown
Courtney Day	Pearland, Texas
Bri Ellis	Houston Texas
Cam Harrison	Katy, Texas
Ella McDowell	Richmond, Texas
Ashtyn Reichardt	Brookshire, Texas
Kailey Wyckoff	Katy, Texas

>> As of May 25, the five active Razorbacks from the Houston metropolitan area, have accounted for 47.9% (232-484) of Arkansas' hits, 42.4% (187-441) of runs scored, 76.7% (56-73) of home runs and 62.8% (247-393) of RBI this season.

ROCKY TOPPED

>> By winning the first two games of their series on March 22-23, the Razorbacks became the first team to win an SEC series in Knoxville since they accomplished the feat previously on March 18-20, 2022, when they took the first two games of the three-game set. Tennessee entered the series having won 17 of their last 18 league series, including 11 straight at home.

WOOO SWEEP SOOIE

>> With a sweep of Kentucky (March 28-30) the Hogs earned their first SEC Sweep since March 31-April 2, 2023, when Arkansas swept Mississippi State in Starkville, Miss. It was the first sweep at Bogle Park for the Hogs since April 29-May 1, 2022, when they took all three games against South Carolina.

BRI BE BREAKING RECORDS

>> On May 7, Bri Ellis broke the Arkansas single-season HR record and RBI record by hitting a walk-off grand slam in a 5-1 victory over Georgia during the first round of SEC play. The grand slam was her 26th HR of the season and also tied the single-season SEC HR record.

>> Ellis made history when she hit a three-run homer in the third inning of the Razorbacks' 20-3 thumping of Ole Miss on March 9. The three-run shot was her 61st career home run, passing Danielle Gibson-Whorton (60) for the most in an entire career by any Arkansas player in program history when including home runs at their previous institutions prior to transferring.

COACH COURTNEY... COURTNEY DAY

>> Courtney Deifel is not the only Courtney with head coaching experience when it comes to the 2025 Razorbacks. UTL Courtney Day spent the 2024 softball season serving as the head softball coach at Tarkington High School in Cleveland, Texas, where she also taught math during her break away from college softball.

>> Day led the Longhorns to a 15-13-1 mark, according to MaxPreps and an appearance in the Texas 4A State Playoffs. The 15-13-1 record was tied for the best by a Tarkington team since at least 2006.

>> "Coaching quizzed me," Day said of the experience in a March 2025 article with D1 Softball. "How much did I remember from the game now that I was having to coach it? I had to sit down and think of strategies - as a player, it just came naturally. Now I had to think about it and, as a coach, try to teach what I know to 20 or 40 different girls."

RAE\$ IS OFF AND RUNNING

>> Arkansas center fielder Reagan Johnson's 20 stolen bases are the second most since 2001 through the first 56 games of a season.

Player	SB	Season	Final SB
KB Sides	26	2022	28
Reagan Johnson	20	2025	-
Jessica Bachkora	16	2009	18

>> Johnson's 10 career multi-steal games are the second most among all Arkansas players in a career since 2001.

Player	Multi-SB Games	Career
Rachel Lemaster	11	2004-2007

Reagan Johnson	10	2023-Pres.
KB Sides	7	2022

BRI'S GOLDEN TICKET

>> Bri Ellis was named a recipient of the Athletes Unlimited Softball League Golden Ticket following the Hogs doubleheader sweep of Colorado State on April 18. She is one of 12 players who are guaranteed to be drafted in the upcoming AUSL draft.

BRI BOMBS >>>> WIN

>> Arkansas is 31-5 when Bri Ellis hits a home run since she arrived on campus prior to the 2024 season. Arkansas is 17-5 when Ellis homers this season and was 13-0 in 2024 when she homered.

>> In her collegiate career, Ellis' teams have a combined record of 59-9 when she homers.

Season	School	Record	Win%
2025	Arkansas	18-5	.783
2024	Arkansas	13-0	1.000
2023	Auburn	14-0	1.000
2022	Auburn	14-4	.778
Total	4 Seasons	59-9	.868

DOWNING NO. 1

>> Arkansas has topped the nation's No. 1 team four times in program history and own a 4-15 mark all-time against the nation's top team (NFCA Poll).

>> The first win came against UCLA on Feb. 18, 2011. A year later, the Hogs topped Cal 3-2 in the opening game of NCAA Regional play on May 18, 2012 (NFCA Poll).

>> Arkansas defeated No. 1 Texas A&M 7-5 on April 25, marking the first win over a No. 1 opponent under head coach Courtney Deifel.

>> The Razorbacks followed with a series win at No. 1/2 Texas A&M on April 25-27 by taking the first two games against the Aggies, 7-5 and 7-4. It was the highest ranked series win and only series win against a No. 1 opponent in the NFCA Poll in program history.

DISPOSING OF NO. 2

>> By taking two games of a three-game series at No. 2 Florida, Arkansas earned its highest-ranked series win in program history (April 4-6).

>> Arkansas earned its highest-ranked win in the series opener on Friday night at No. 2 Florida since defeating No. 2 Tennessee, 5-4 on March 15, 2014 at Bogle Park (ESPN/USA Softball Poll).

>> The Razorbacks followed with a series win at No. 2 Texas A&M (ESPN/USA Softball Poll) on April 25-27 by taking the first two games against the Aggies, 7-5 and 7-4.

>> It also marked just the fourth win over a No. 1 or No. 2 opponent in program history in the ESPN/USA Softball Poll.

>> The Razorbacks earned their fifth win over a No. 2 opponent by defeating Texas A&M 7-5 in the series opener on April 25.

>> Arkansas head coach Courtney Deifel has earned 83 ranked wins during her tenure at Arkansas which accounts for 66.3% of all ranked wins in program history. In the 19 years prior to Deifel, Arkansas had a total of 43 ranked wins (NFCA Poll).

Wins Over No. 1 or No. 2 ESPN/USA Softball Poll

Date	Opponent	Result	Score
2/18/2011	#1 UCLA	W	4-3
5/19/2012	#1 Cal	W	3-2
3/14/2014	#2 Tennessee	W	5-4
4/4/2025	#2 Florida	W	4-1
4/6/2025	#2 Florida	W	4-1
4/25/2025	#2 Texas A&M	W	7-5
4/26/2025	#2 Texas A&M	W	7-4

TAKIN' THEM BOTH

>> Reis Beuerlein (Pitcher of the Week) and Kailey Wyckoff (Player of the Week) both took SEC Weekly Honors on April 22.

>> Beuerlein threw the third perfect game in program history while Wyckoff batted .750 with six hits, four RBI and a .778 on-base percentage.

BRI GETS ON BASE

>> Bri Ellis posted a 27-game reached-base streak which was the fifth-longest in program history from March 16-May 9 of this season.

Longest Reached-Base Streaks by a Razorback

Player	Streak	Season
Braxton Burnside	37 games	2021
Devon Wallace	31 games	2013
Devon Wallace	29 games	2014
Hannah McEwen	29 games	2019
Bri Ellis	27 games	2025

MY GOSH ITS A MARATHON

>> Arkansas and LSU took 3:07 to complete a seven-inning game in a 12-9 series opening win for Arkansas on May 1

>> It was the Hogs' longest seven-inning game since since a 10-5 loss to Washington on Feb. 12, 2022, that took 3:09 during the Puerto Vallarta College Challenge in Puerto Vallarta, Mexico.

TAKING DOWN THE TOP 10

>> Arkansas has won a program-record five series this season against Top 10 opponents with series wins over No. 7 Tennessee, No. 2 Florida, No. 10 South Carolina, No. 1/2 Texas A&M and No. 10 LSU. The Razorbacks' five Top 10 series victories are the most nationally.

40 FOR ARKANSAS

>> With a 6-1 win over Tennessee on May 8, Arkansas registered its seventh 40-win season in program history. Five of the Hogs' 40-win seasons have come under the direction of Courtney Deifel.

>> Deifel has posted 40-win seasons in 2025, 2023, 2022, 2021 and 2018. The only two 40+ win seasons before Deifel was in 1999 and 200 under Carrie Dever-Boaz when Arkansas went 46-29 and 44-31 respectively.

>> Deifel has posted 40-win seasons in 2025, 2023, 2022, 2021 and 2018. The only two 40+ win seasons before Deifel was in 1999 and 200 under Carrie Dever-Boaz when Arkansas went 46-29 and 44-31 respectively.

THE NO-NO TRIO

>> Arkansas has had three different pitchers toss no-hitters this season which is a program record.

Pitcher	Opponent	Inn.	Date
Robyn Herron	ULM	5	2/16/25
Reis Beuerlein	Colorado St.	5	4/18/25
Payton Burnham	Saint Louis	5	5/16/25

>> Arkansas joins Tennessee and UCLA as the only schools to have three different pitchers throw a no-hitter this season and are one of seven schools nationally with no-hitters thrown by multiple pitchers.

IN DA CLUB OF 50

>> In a 6-5 (8 inn.) win over Oklahoma State, Ella McDowell and Kailey Wyckoff both drove in their 50th runs of the season joining Bri Ellis (72) and Courtney Day (64) as Razorbacks with 50+ RBI this season.

>> It marked the second time in program history that four or more players have had 50+ RBI in a season. The only other Razorback team to accomplish the feat was the 2022 squad who had four: Danielle Gibson (70), Linnie Malkin (68), Hannah Gammill (51), Taylor Ellsworth (53).

STREAK SNAPPERS

>> Arkansas snapped Oklahoma State's 16-game regional round win streak with a pair of wins in last week's regional. The Cowgirls' 16-game regional win streak was the longest active streak in the country entering the weekend.

>> In Sunday's Regional Championship, Arkansas handed Oklahoma State a 12-0 defeat which was the Cowgirls' largest in their entire NCAA and AIAW Postseason history which spans 190 games dating back to 1978.

RIJO, ROJO, CALIENTE

>> Atalyia Rijo set the Arkansas program record for hits in an NCAA Tournament game with four in a 6-5 win over Oklahoma State (May 18). She started the Hogs comeback by smashing a solo homer in the sixth inning and singled before scoring the game's winning run in the eighth.

>> Rijo tied her own record a day later with another 4-4 performance in Sunday's 12-0 Regional Final win with four singles, an RBI and two runs scored. She became the first player in program history to register consecutive four hit games.

>> She batted .900 (9-10) with a solo HR, three RBI and a walk during the Hogs' regional last weekend.

>> Her Father Fernando Rijo signed with the LA Dodgers in 1995 at the age of 15 and pitched 11 seasons in professional baseball making it as high as AAA. Her cousin is 1990 World Series MVP Jose Rijo. Her mother Audrey was a three-sport athlete who played D1 softball at Albany and UNC-Wilmington.

QUICK WORK

>> Arkansas has more run-rule wins (23) than seven-inning wins (21) this season.

SINGLE-SEASON RECORDS WATCH

Batting Average (minimum 100 AB)

P1.	.445	Danielle Gibson	2022
2.	.444	Bri Ellis	2025
P2.	.389	KB Sides	2022
P3.	.386	Hannah McEwen	2019
P4.	.384	Linnie Malkin	2022
P5.	.381	Stephanie Canfield	2013
P6.	.380	Reagan Johnson	2024
P7.	.378	Reagan Johnson	2023
P8.	.376	Devon Wallace	2013
P9.	.374	Hannah Gammill	2022
P10.	.373	Jessica Bachkora	2010

Slugging Percentage (minimum 100 AB)

1.	1.098	Bri Ellis	2025
P1.	.892	Braxton Burnside	2021
P2.	.870	Linnie Malkin	2022
P3.	.852	Danielle Gibson	2022

On-Base Percentage (minimum 100 AB)

1.	.637	Bri Ellis	2025
P1.	.627	Devon Wallace	2013
P2.	.548	Devon Wallace	2012
P3.	.534	Devon Wallace	2014
P4.	.516	Devon Wallace	2015
P5.	.513	Hannah Gammill	2022
P6.	.507	KB Sides	2022
	.507	Braxton Burnside	2021

Runs Scored

P1.	67	KB Sides	2022
T1.	67	Bri Ellis	2025
3.	62	Jessica Bachkora	2010

Doubles

P1.	21	Brett Erickson	2000
P2.	18	Jessica Bachkora	2010
P3.	16	Danielle Gibson	2021
	16	Danica White	2000
T5.	15	Kailey Wyckoff	2025
P5.	15	Miranda Dixon	2008
P7.	14	Taylor Ellsworth	2022
	14	Danielle Gibson	2022
	14	Kim Eiben	2003

Home Runs

1.	26	Bri Ellis	2025
2.	25	Braxton Burnside	2021
3.	22	Linnie Malkin	2022

RBI

1.	72	Bri Ellis	2025
2.	70	Danielle Gibson	2022
3.	68	Linnie Malkin	2022
4.	66	Courtney Day	2025
5.	62	Rylin Hedgecock	2023

Total Bases

P1.	155	Danielle Gibson	2022
2.	146	Bri Ellis	2025
3.	140	Braxton Burnside	2021

Walks

P1.	79	Devon Wallace	2013
2.	66	Bri Ellis	2025
3.	58	Devon Wallace	2014

Stolen Bases

P1.	33	Dana Gulick	1999
P2.	28	KB Sides	2022
P3.	27	Rachel LeMaster	2005
P4.	22	Rachel LeMaster	2007
P5.	20	Blair Perry	2002
5	20	Reagan Johnson	2025

Saves

P1.	5	Mary Haff	2021
	5	Mary Haff	2019
	5	Tammy Kincaid	2000
P4.	4	Chenise Delce	2023
	4	Autumn Storms	2021
	4	Miranda Dixon	2009
	4	Katy Henry	2006
	4	Rachel Talley	2001
P8.	3	Chenise Delce	2022
8.	3	Cam Harrison	2025
	3	Payton Burnham	2025
	3	Robyn Herron	2025
	3	Seven Tied	

TEAM RECORDS

As of May 24

Batting Average

P1.	.331 (506-1529)	2022
2.	.323 (481-1506)	2025
P2.	.304 (432-1438)	2014

Slugging Percentage

P1.	.602 (1520 AB)	2022
2.	.544 (1506 AB)	2025
P2.	.505 (1438 AB)	2021

On-Base Percentage

1.	.442 (1506 AB)	2025
P1.	.429 (1529 AB)	2022
P2.	.410 (1438 AB)	2014

Runs Scored

1.	432	2025
2.	422	2022
3.	359	2014

Doubles

1.	90	2025
P1.	81	2000

Triples

P1.	14	2014
	14	1999
P3.	13	2007
P4.	11	2018
	11	1997
P5.	10	2024
	10	2015
	10	2011
5.	10	2025

Home Runs

P1.	109	2022
P2.	95	2021
3.	74	2025
P3.	69	2023

RBI

1.	395	2025
2.	388	2022
3.	325	2014

Walks

1.	285	2025
P1.	231	2014
P2.	229	2013

Sacrifice Flies

1.	29	2025
P1.	22	2019
2.	21	2018

NFCA/GoRout TOP 25

#	Team	Record	Previous
1	Texas A&M (27)	45-9	1
2	Oklahoma (4)	45-7	2
3	Texas	46-10	3
4	Arkansas	40-12	t7
5	Florida State	46-9	6
6	Oregon	47-7	4
7	Tennessee	40-14	5
8	Florida	43-14	t7
9	UCLA	49-10	9
10	Texas Tech	45-12	11
11	LSU	41-14	10
12	Arizona	45-11	12
13	Clemson	44-12	15
14	South Carolina	40-15	14
15	Virginia Tech	41-11	13
16	Stanford	40-11	16
17	Ole Miss	37-17	18
18	Mississippi State	37-16	17
19	Nebraska	39-13	19
20	Alabama	37-21	20
21	Duke	38-16	21
22	Ohio State	43-12-1	22
23	Grand Canyon	46-6	24
24	Oklahoma State	33-18	23
25	Virginia	37-17	25

Others receiving votes: Florida Atlantic (21), Michigan (18), Liberty (17), UCF (4), Georgia (1), North Florida (1), San Diego State (1).

LAST RELEASED: May 13, 2025

ESPN.COM/USA SOFTBALL TOP 25

#	Team	Record	Previous
1	Texas A&M (21)	45-9	1
2	Oklahoma (4)	45-7	2
3	Arkansas	40-12	6
4	Texas	46-10	5
5	Florida	43-14	4
6	Tennessee	40-14	3
7	Florida State	46-9	8
8	LSU	41-14	9
9	UCLA	49-10	10
10	Texas Tech	45-12	11
11	Oregon	47-7	7
12	South Carolina	40-15	12
13	Clemson	44-12	T14
14	Arizona	45-11	13
15	Virginia Tech	41-11	T14
16	Alabama	37-21	16
17	Duke	38-16	20
18	Mississippi State	37-17	18
19	Stanford	40-11	17
20	Nebraska	39-13	19
21	Ole Miss	37-17	21
22	Ohio State	43-12-1	22
23	Oklahoma State	33-18	23
24	Grand Canyon	46-6	24
25	Michigan	38-19	RV

Others receiving votes: Virginia (23), Liberty (20), Georgia (10), Florida Atlantic (6), Auburn (4), Miami-OH (1), San Diego State (1), UCF (1)

LAST RELEASED: May 13, 2025

D1 SOFTBALL TOP 25

#	Team	Record	Previous
1	Texas A&M	43-9	4
2	Arkansas	38-11	3
3	Oklahoma	43-7	1
4	Florida State	44-8	5
5	Tennessee	40-13	2
6	Texas	45-9	6
7	Florida	43-13	11
8	Oregon	46-6	7
9	Texas Tech	42-12	9
10	Arizona	43-10	13
11	LSU	40-13	10
12	Clemson	41-12	12
13	UCLA	47-9	8
14	South Carolina	39-14	14
15	Virginia Tech	40-10	15
16	Stanford	39-10	17
17	Duke	37-15	16
18	Mississippi State	37-16	19
19	Nebraska	38-12	20
20	Alabama	36-20	18
21	Ohio State	43-11-1	21
22	Grand Canyon	43-6	23
23	Virginia	36-16	24
24	Florida Atlantic	44-9	25
25	Ole Miss	35-16	22

Others receiving votes: Liberty, Oklahoma State, North Carolina, UCF

LAST RELEASED: May 6, 2025

SOFTBALL AMERICA TOP 25

#	Team	Record	Previous
1	Arkansas	38-11	2
2	Texas A&M	43-9	6
3	Florida State	44-8	5
4	Oklahoma	43-7	1
5	Tennessee	40-13	3
6	Texas	45-9	7
7	Florida	43-13	8
8	Oregon	47-6	4
9	Texas Tech	42-12	10
10	Clemson	41-12	11
11	UCLA	47-9	9
12	South Carolina	39-14	14
13	LSU	40-13	12
14	Arizona	43-10	15
15	Alabama	36-20	13
16	Stanford	38-10	16
17	Mississippi State	37-16	19
18	Ohio State	43-11-1	17
19	Nebraska	38-12	21
20	Virginia Tech	40-10	18
21	Ole Miss	35-16	20
22	Duke	37-15	22
23	GCU	43-6	23
24	FAU	43-9	24
25	Virginia	36-16	NR

Others receiving votes: Liberty

LAST RELEASED: May 5, 2025

ARKANSAS IN THE POLLS WEEK-BY-WEEK

Week	NFCA	ESPN	D1	SA
Preseason	14	13	10	13
Week 1	13	13	13	13
Week 2	10	10	9	10
Week 3	11	12	13	10
Week 4	10	10	10	10
Week 5	12	15	19	18
Week 6	14	16	22	20
Week 7	12	14	14	12
Week 8	12	13	13	13
Week 9	12	10	8	7
Week 10	11	10	7	5
Week 11	9	9	7	6
Week 12	8	6	3	2
Week 13	7	6	2	1
Week 14	4	3	2	1
Week 15	-	-	2	1
Week 16	-	-	-	-
Final	-	-	-	-

ARKANSAS POLL FACTS

>> Under head coach Courtney Deifel the Hogs have been ranked 124 times in the NFCA Poll. Prior to her tenure, Arkansas was ranked just one time in program history (2013).

>> The Hogs have been ranked in the NFCA Poll in 107 of its last 108 releases, dating back to week seven of the 2018 campaign.

>> Arkansas has received a vote in the last 144 releases of the NFCA Poll, the longest streak in program history.

Razorbacks in the NFCA Poll

Poll Appearances 124			Highest Ranking No. 4 (Week 14, 2025)					First Ranking NO. 24 (May 8, 2012)				Longest Ranked Streak 86 Weeks (2020-Present)				Receiving Votes 36 Weeks		
YEAR	PRESEASON	1	2	3	4	5	6	7	8	9	10	11	12	13	14	15	FINAL	
1997	RV	-	-	-	-	-	-	-	-	-	-	-	-	-	-	-	-	
1998	-	-	-	-	-	-	-	-	-	-	-	-	-	-	-	-	-	
1999	-	RV	-	-	-	-	-	-	RV	-	-	-	-	-	-	-	-	
2000	RV	-	-	RV	-	-	-	-	-	RV	-	-	-	-	-	-	-	
2001	-	-	-	-	-	-	-	-	-	-	-	-	-	-	-	-	-	
2002	-	-	-	-	-	-	-	-	-	-	-	-	-	-	-	-	-	
2003	-	-	-	-	-	-	-	-	-	-	-	-	-	-	-	-	-	
2004	-	-	-	-	-	-	-	-	-	-	-	-	-	-	-	-	-	
2005	-	-	-	-	-	-	-	-	-	-	-	-	-	-	-	-	-	
2006	-	-	-	-	-	-	-	-	-	-	-	-	-	-	-	-	-	
2007	-	-	-	-	-	-	-	-	-	-	-	-	-	-	-	-	-	
2008	-	-	-	-	-	-	-	-	-	-	-	-	-	-	-	-	-	
2009	-	-	-	-	-	-	-	-	-	-	-	-	-	-	-	-	-	
2010	-	-	-	-	-	-	-	-	-	-	-	-	-	-	-	-	-	
2011	-	-	RV	-	-	-	-	-	-	-	-	-	-	-	-	-	-	
2012	-	-	-	RV	RV	-	-	-	-	-	-	-	-	-	-	RV	RV	
2013	-	-	-	-	-	-	-	-	-	-	RV	RV	RV	25	RV	RV	RV	
2014	RV	-	-	-	-	RV	RV	-	-	-	-	-	-	-	-	-	-	
2015	-	-	-	-	-	-	-	-	-	-	-	-	-	-	-	-	-	
2016	-	-	-	-	-	-	-	-	-	-	-	-	-	-	-	-	-	
2017	-	-	-	RV	RV	RV	24	23	25	24	24	24	24	RV	RV	RV	RV	
2018	RV	RV	RV	RV	RV	RV	RV	23	20	19	16	16	16	18	15	16	16	
2019	14	12	12	14	14	14	15	13	14	18	19	18	20	19	20	RV	RV	
2020	24	24	23	22	20	20	19										19	
2021	18	20	21	20	19	17	15	13	10	10	8	10	8	6	5	11	11	
2022	8	10	10	11	12	12	10	10	10	7	7	7	5	4	4	9	9	
2023	7	4	7	6	6	9	12	10	8	10	11	12	12	12	13	17	17	
2024	16	15	15	15	18	20	18	20	19	17	16	15	15	16	16	18	18	
2025	14	13	10	11	10	12	14	12	12	12	11	9	8	7	4			



2025 SEC WEEKLY HONORS

WEEK ONE

Player: Nelia Peralta (Auburn), Ella Parker (OU)
Pitcher: Raelin Chaffin (Mississippi State)
Freshman: Taylor Shumaker (Florida), Jayden Heavener (LSU)

WEEK TWO

Player: Bri Ellis (ARK), Ella Parker (OU)
Pitcher: Sam Landry (OU), Teagan Kavan (Texas)
Freshman: Jayden Heavener (LSU)

WEEK THREE

Player: Danieca Coffey (LSU), Mya Perez (TAMU)
Pitcher: Jori Heard (South Carolina)
Freshman: Mackenzie Pickens (Ole Miss)

WEEK FOUR

Player: Reagan Walsh (UF), Arianna Rodi (SC)
Pitcher: Aliyah Binford (Ole Miss)
Freshman: Payton Tanner (UT), Sydney Lessentine (TAMU)

WEEK FIVE

Player: Cassie Reasner (UK), Danieca Coffey (LSU)
Pitcher: Teagan Kavan (Texas)
Freshman: Taylor Shumaker (UF), Gabbie Garcia (OU)

WEEK SIX

Player: Gabbie Garcia (OU), Amari Harper (TAMU)
Pitcher: Miali Guachino (OM), Sam Landry (OU)
Freshman: Tori Edwards (LSU).

WEEK SEVEN

Player: Ashton Maloney (Texas)
Pitcher: Sam Landry (OU)
Freshman: Payton Burnham (Arkansas)

WEEK EIGHT

Player: Mya Perez (TAMU)
Pitcher: Karlyn Pickens (Tennessee)
Freshman: Ella McDowell (Arkansas), Persy Llamas (Ole Miss)

WEEK NINE

Player: Bri Ellis (Arkansas), KK Demet (TAMU)
Pitcher: Karlyn Pickens (UT), Teagan Kavan (Texas)
Freshman: Ella McDowell (Arkansas), Gabbie Garcia (OU)

WEEK TEN

Player: Mia Williams (UF), Ella Wesolowski (MSU)
Pitcher: Karlyn Pickens (UT), Catelyn Riley (Bama)
Freshman: Audrey Vandrgriff (Bama)

WEEK ELEVEN

Player: Kailey Wyckoff (Ark), Koko Woolley (TAMU)
Pitcher: Reis Beuerlein (Ark)
Freshman: Taylor Shumaker (UF)

WEEK TWELVE

Player: Ailana Agbayan (Oklahoma)
Pitcher: SJ Geurin (Auburn)
Freshman: Ella McDowell (Ark), Nelly McEnroe-Marinas (OU)

2025 SEC STANDINGS

Team	SEC	Overall	Streak
Oklahoma	17-7	0.708	43-7 .860
TexasA&M	16-7	0.696	43-9 .827
Texas	16-8	0.667	45-9 .833
Tennessee	15-9	0.625	40-13 .755
Arkansas	14-10	0.583	38-11 .776
Florida	14-10	0.583	43-13 .768
South Carolina	13-11	0.542	39-14 .736
Mississippi State	13-11	0.542	37-16 .698
LSU	12-12	0.5	40-13 .755
Alabama	12-12	0.50	36-20 .643
Ole Miss	11-13	0.458	35-16 .686
Georgia	7-6	0.304	30-19 .612
Kentucky	7-17	0.292	29-25 .537
Auburn	6-18	0.250	32-21 .604
Missouri	6-18	0.250	25-30 .455

SEC PRESEASON COACHES' POLL

(First-Place Votes in Parentheses)

Place	School	Points
1.	Texas (7)	186
2.	Florida (6)	181
3.	Oklahoma (2)	170
4.	Tennessee	158
5.	Texas A&M	153
6.	LSU	115
7.	Arkansas	104
8.	Georgia	103
9.	Missouri	100
10.	Alabama	97
11.	Kentucky	55
12.	Mississippi State	54
13.	Auburn	37
14.	Ole Miss	34
15.	South Carolina	28

Coaches were not allowed to vote for their own team.

2025 AWARDS AND HONORS

Bri Ellis 1B

» SEC Player of the Week (Feb. 16, April 8)
» D1 Softball National Player of the Week (Feb. 17)
» Softball America Star of the Week (April 8)
» D1 Softball D100 Players (37)
» Softball America Top Preseason Top 100 (42)
» USA Softball Player of the Year Watch List
» Preseason All-SEC
» NFCA Top Performer (Feb. 11, Feb. 18)

Kailey Wyckoff UTL

» D1 Softball D100 Players (43)
» Softball America Top Preseason Top 100 (61)
» D1 Softball Preseason Second-Team All-America
» USA Softball Player of the Year Watch List
» Preseason All-SEC
» SEC Player of the Week (April 22)

Reagan Johnson OF

» D1 Softball D100 Players (61)
» Softball America Top Preseason Top 100 (73)

Kennedy Miller C

» D1 Softball D100 Players (62)

Payton Burnham P/UTL

» D1 Softball D100 Freshman
» SEC Freshman of the Week (March 25)
» Softball America Freshman Watch List
» NFCA Top Performer

Cam Harrison P/UTL

» D1 Softball D100 Freshman
» Softball America Freshman Watch List

Ella McDowell INF

» D1 Softball D100 Freshman
» D1 Softball National Player of the Week (April 8)
» SEC Freshman of the Week (April 1, 8, 29)
» Softball America Freshman Watch List

Ramsey Walker OF

» D1 Softball D100 Freshman
» Softball America Freshman Watch List

Robyn Herron LHP

» NFCA Top Performer (Feb. 18)

Reis Beuerlein RHP

» SEC Pitcher of the Week (April 22)



COURTNEY DEIFEL

HEAD COACH

Career: 386-205 (11 Seasons)

Arkansas: 359-178 (10 Seasons)

Courtney Deifel became the fourth head coach in program history when she was hired on June 11, 2015, and recently completed her ninth season at Arkansas in 2024. In her nine seasons in Fayetteville, she has orchestrated the Razorbacks' return to postseason play and guided the program to two SEC regular season championships, one SEC Tournament crown and seven NCAA Tournament appearances, which includes seven consecutive berths from 2017-24. The Hogs have qualified for the national tournament every year it has been held since 2017. Deifel led the program to its first NCAA Tournament Super Regional appearances in 2018, 2021 and 2022. Since her first season in 2016, the Razorbacks have been ranked 99 times in the NFCA Coaches' Poll after previously being ranked only once in program history. 13 of the program's 14 NFCA All-American awards and 78 Easton/NFCA All-America Scholar-Athlete accolades have been accumulated under Deifel since 2016. Deifel - the program's all-time wins leader - enters the 2025 season with 315 career wins at Arkansas. Deifel has logged four 40-win seasons while at Arkansas, including three consecutive 40-win seasons from 2021-23. Prior to her arrival in Fayetteville, Arkansas recorded only two 40-win seasons across 19 years. Heading into her 10th season at helm in 2025, Arkansas has won two of the last three SEC regular season crowns.

In 2024, Deifel led the Razorbacks to a 37-18 mark (14-10 SEC), and a No. 12 national seed in the NCAA tournament, the fifth in program history, all of which have come under Deifel's watch. The NCAA tournament appearance was a program record seventh-straight, dating back to the 2017 season. Deifel won her 300th career game with a 5-1 win at Auburn on March 16, 2024, completing a doubleheader sweep over the Tigers. Under Deifel's guidance, first baseman Bri Ellis (Second Team) and right-handed pitcher Morgan Leinstock (Third Team) earned NFCA All-America honors. Leinstock posted a 2.14 ERA and a 13-6 record while striking out 137 batters in 140.2 innings pitched. Deifel's and the Razorbacks' success in the transfer portal continued into 2024 as Ellis led the team with 14 home runs, 47 RBI, 97 total bases and a .651 slugging percentage while posting a .322 batting average with 48 hits after transferring from Auburn. Freshman Kennedy Miller earned Freshman All-America honors from DI Softball and was a Finalist for the TUCCI/NFCA Freshman of the Year award after breaking onto the scene by hitting .331 with eight home runs and 36 RBI. Behind the plate, Miller posted a .997 fielding percentage while throwing out five would-be base stealers. Ellis and Leinstock received All-SEC selections along with center fielder Reagan Johnson and second baseman Cyllie Halvorson. Additionally Ellis and third baseman Hannah Gammill were named to the SEC All-Defensive Team.

In the 2023 campaign, Deifel led Arkansas to another highly successful season and the program's sixth consecutive NCAA appearance - the longest streak in program history. Finishing 40-19 (14-10 SEC), Arkansas claimed its third straight 40-win season and a top-four SEC finish. Earning the No. 11 national seed in the NCAA Tournament, all four of the program's national seeds have been accumulated under Deifel. In Arkansas' 7-6 win vs. No. 22 Louisiana on Feb. 18, Deifel became the

program's all-time wins leader after surpassing Carrie Dever-Boaz's (1997-2004) 244 wins at helm. Under Deifel's leadership, two Razorbacks received NFCA All-America recognition in 2023 - Rylin Hedgecock (NFCA First-Team All-America) and Chenise Delce (NFCA Second-Team All-America). Delce became the program's first two-time NFCA All-American pitcher after collecting the honor in 2022. Six Hogs claimed NFCA All-Region status - Chenise Delce, Cyllie Halvorson, Reagan Johnson and Rylin Hedgecock were named to the All-South Region First Team, Raigan Kramer was tabbed to the second team and Lauren Camenzind was selected to the third team. Delce had another breakout season in the circle, posting a 2-11 record and 2.02 ERA with 193 strikeouts, 17 complete games, six solo shutouts and four saves while limiting opponents to a .200 batting average. The 2022 SEC Pitcher of the Year, Delce picked up where she left off in 2023. The Oklahoma City product charted the fourth-most strikeouts (193) and saves by an SEC pitcher this year. She also filed the third-most wins by a league pitcher. Illustrating why she's a force in the circle, 11 of her victories came against ranked competition. True freshman Reagan Johnson excelled at the plate and in center field, earning a spot on DI Softball's Freshman All-America team and being honored as a Top 10 Finalist for NFCA/TUCCI's National Freshman of the Year award. Johnson peppered the third-most hits (79) in single-season program history. She also boasted the sixth-highest batting average (.378) along with tying for the seventh-most stolen bases (18) and 10th-most runs scored (47) in single-season program history. Johnson also paced Arkansas with 24 multi-hit outings this season. The Karnes City, Texas, native ranked second in the SEC and eighth nationally in hits. Johnson also shined in center field and compiled a .968 fielding percentage with 86 putouts and four assists on 93 total chances.

In 2022, Deifel guided the Razorbacks to their most successful season in school history, collecting back-to-back SEC regular season titles, headlined by the program's first outright regular season crown, and the program's first SEC Tournament championship after blanking Missouri, 4-0, in Gainesville, Fla., on May 13. Arkansas concluded the season with the most single-season wins in program history and a 48-11 record, marking a program-record .814 win percentage. Arkansas finished SEC play with a 19-5 record, producing the second consecutive 19-win conference season for the Hogs. Against Missouri State on March 3, Deifel became just the second head coach in program history to reach 200 career wins. The Hogs made their 11th NCAA Tournament appearance, earning the program's highest overall seed (No. 4) and hosted their second straight Super Regional. The Razorbacks hosted the highest attended Regional and Super Regional in the NCAA in 2022. The Razorbacks tabbed an SEC-best 12 all-conference honors and a school-record five NFCA All-American nods to round out yet another enormous postseason awards haul. Arkansas became the first SEC program since 2006 to have four first team all-Americans. Danielle Gibson (first team) became the program's first two-time NFCA All-American while KB Sides (first team), Linnie Malkin (first team), Hannah Gammill (first team) and Chenise Delce (second team) earned their first All-American honors. For the first time in program history, all

DEIFEL YEAR-BY-YEAR

Year	School	Overall	Conf.	Postseason
2015	Maryland	27-27	9-14	--
2016	Arkansas	17-39	1-23	--
2017	Arkansas	31-24	7-17	NCAA Regional
2018	Arkansas	42-17	12-12	NCAA Super Regional
2019	Arkansas	38-20	12-12	NCAA Regional
2020	Arkansas	19-6	1-2	--
2021	Arkansas	43-11	19-5	NCAA Super Regional
2022	Arkansas	48-11	19-5	NCAA Super Regional
2023	Arkansas	40-19	14-10	NCAA Regional
2024	Arkansas	37-18	14-10	NCAA Regional
2025	Arkansas	44-13	14-10	
10 seasons		386-205	122-119	7 appearances
At Arkansas		359-178	112-105	7 appearances

eight NFCA All-Region nominees secured spots on All-South Region teams. Deifel was named SEC Coach of the Year for the second straight season while KB Sides became the program's its first-ever SEC Player of the Year honor and Chenise Delce earned the Hogs' second consecutive SEC Pitcher of the Year accolade after Mary Haff collected the award in 2021. Arkansas tabbed a league-best 12 all-conference honors and eight NFCA All-Region distinctions to round out an enormous postseason awards haul. The 2022 coaching staff was named the NFCA's South Region Staff of the Year for the second straight season.

Deifel, the SEC Coach of the Year, directed the most successful year in program history in 2021 by claiming the school's first SEC regular season title and hosting NCAA Tournament Super Regionals for the first time. The team finished 43-11 (19-5 SEC), producing a then-school record .796 win percentage. The Hogs earned a No. 6 national ranking, the highest in program history, and captured the No. 6 national seed in the NCAA Tournament. Arkansas began conference play winning 12 straight games, notching the fifth-best league-only start in SEC history. A 19-game winning streak in non-conference action also set a school record. The Razorbacks received many postseason superlatives as infielders Braxton Burnside and Danielle Gibson, and pitcher Mary Haff were named NFCA All-Americans. Haff also took home the school's first SEC Pitcher of the Year award. Offensively, the Razorbacks shattered the school's single-season home run record, mashing 95 long balls with Burnside setting the individual single-season program mark hitting 25. Deifel's 216 wins in Fayetteville rank second among all coaches in program history. The NFCA named the 2021 coaching staff the South Region's Staff of the Year.

Deifel guided the Razorbacks to a 19-6 (1-2 SEC) record in the COVID-19 shortened 2020 campaign. In the only league series of the season, the Razorbacks earned a 1-0 conference-opening victory, their first road win over Alabama since 2000. Arkansas remained in the national polls throughout the year and climbed from a preseason No. 24 ranking to the No. 19 slot in the final release of the NFCA Coaches' Poll. Junior catcher Kayla Green was honored with SEC Player of the Week recognition for the first time in her career and freshman pitcher Jenna Bloom emerged as one of the rising stars in the league, leading all freshmen in the nation striking out 10.9 hitters per seven innings.



COURTNEY DEIFEL

HEAD COACH 7 NCAA Tournament Appearances SEC Champions (2021, 2022) SEC Tournament Champions (2022)

Deifel led the Razorbacks to their third consecutive post-season appearance in 2019, earning an at-large bid to the Stillwater Regional. The Hogs finished the season 38-20 and 12-12 in SEC play. It marks the first time since 1999-00 that the Razorbacks finished the season .500 or better in conference play in back-to-back seasons. The Razorbacks garnered their highest in-season ranking during weeks one and two, coming in at 12th and 11th in the NFCA and ESPN polls respectively.

Arkansas saw two players named to the All-SEC teams, pitcher Autumn Storms was named second team and outfielder Hannah McEwen garnered first-team recognition. McEwen's first-team selection was the first for Arkansas since 2012 and only the second in program history. In year four under Coach Deifel, the Razorbacks also earned two SEC Player of the Week awards, three SEC Pitcher of the Week awards, and one USA Softball Co-Player of the Week. A record five Razorbacks were named to the NFCA All-Region teams, with Storms garnering the first, first-team selection of her career. Storms went on to be named NFCA Second Team All-American as a pitcher, the first Razorback since 2010.

Year four with Coach Deifel and the Razorback staff saw growth in all aspects as the game, including a team .288 batting average, which ranks second-highest in program record book. In fact, four of the top seven team batting averages in program history come from the Deifel era.

In the 2018 campaign, Arkansas wrapped up the year with a 42-17 (12-12 SEC) record, the third most wins in program history; and the most victories since 2000. The team earned a national seed (13) in the NCAA Tournament for the first time in program history and went 3-0 defeating DePaul and Wichita State twice to earn the Fayetteville Regional Championship on its home field. The Hogs made their first ever NCAA Super Regional appearance but fell to eventual national semifinalist, Oklahoma, in Norman. Arkansas finished 17th in the final NCAA RPI report and the coaching staff earned 2018 NFCA Division I South Region Staff of the Year.

Just two seasons removed from a one-win conference tally, Deifel guided the Razorbacks to a 12-12 mark in SEC play. As the No. 7 seed at SEC Tournament, the program made its first semifinal appearance since 2001. The Razorbacks finished the season with a 27-2 record on their home field, establishing a new program record for home wins in a single season. Part of Arkansas' home triumphs included the program's first three-game sweep of a ranked team (No. 20 Mississippi State) and its first-ever series win over Alabama.

Deifel piloted the 2017 Razorbacks to a 31-24 record and the program's first NCAA Tournament appearance since 2013. The Razorbacks improved their win total by 17 games from the previous season, marking the largest increase in the country among Power 5 programs. Arkansas also tallied seven wins in SEC play, equaling the combined total from the previous three seasons. In recognition of the team's performance, Deifel was named the 2017 D1SoftballNews Coach of the Year.

From year one to two under Deifel, Arkansas' pitching staff

lowered its combined ERA by more than four runs (6.98 to 2.82) and added more than 20 points to its batting average (.260 to .284). The Razorbacks also led the SEC and tied for 17th in the NCAA with 59 home runs. During the year, Arkansas earned its first national ranking since 2013 when it was slotted at No. 24 in the March 7 release ESPN/USA Softball poll.

Individually, Deifel saw two Razorbacks earn NFCA All-South Region accolades with Nicole Schroeder and Autumn Storms earning second-team and third-team honors, respectively. Storms was also named to the SEC All-Freshman Team while A.J. Belans was voted to the All-SEC Second Team. Schroeder went on to be drafted by the Akron Racers as the program's second NPF selection.

Deifel's first win over a ranked team at Arkansas came during the 2016 season when the Razorbacks knocked off No. 23 Nebraska, 11-10, during the Easton Tournament in Fullerton, Calif.; the team added five ranked wins in 2017. The 2016 campaign also saw newcomer Ashley Diaz make an immediate impact as a member of the NFCA All-South Region Second Team and garnered NFCA National Freshman of the Year Top 25 Watch List recognition.

During her playing and coaching careers prior to coming to Arkansas, Deifel advanced to 11 NCAA Tournaments including a four-year run to the Women's College World Series (WCWS) as an All-American catcher at California that was highlighted by winning the 2002 national title. The Bears also finished second (2003), fifth (2001) and seventh (2000) at the WCWS over her four-year run. Her postseason successes also featured a pair of Super Regionals as a graduate assistant at Oklahoma and five NCAA Regionals as an assistant at Maryland and Louisville.

As a first-year head coach, Deifel ushered in a culture of change for Maryland in 2015. Along with the program's 16-game improvement from the previous season, the Terrapins' offense show tremendous growth. Maryland finished 27th in the NCAA with 6.28 runs per game behind 339 runs scored, up more than 150 runs from 2014. Deifel also led her team to a .309 batting average, a 40-point jump from 2014 which also ranked 57th in the NCAA.

Individually, Deifel guided three players to all-conference accolades and a pair of NFCA all-region honors. Lindsey Schmeister was an All-Big Ten first team performer while Shannon Bustillos and Erin Pronobis landed on the All-Big Ten second team. Pronobis and Corey Schwartz were also named to the NFCA All-Midwest Region Third Team. Under Deifel's watch, the trio helped Maryland to single-season school records in doubles, home runs, RBI and walks.

Prior to taking the head job at Maryland, Deifel spent four seasons as an assistant coach at Louisville in which she helped the Cardinals to four NCAA appearances, the 2014 American Athletic Conference Tournament title and an overall record of 176-60 (.746). Louisville averaged 44 wins in that time with a program-record 55 wins in 2012. Her student-athletes at Lou-

isville racked up four NFCA All-America certificates and 29 all-conference selections.

She also spent two seasons as a graduate assistant at Oklahoma where she was a member of a staff that guided the 2008 Sooners to a 47-14 record and a Super Regional appearance.

As a player, Deifel was the starting catcher for California from 2000-03 and led the Golden Bears to four Women's College World Series appearances including a national championship run in 2002 and national runner-up showing in 2003. She appeared in 285 games missing just three behind the plate over her four seasons. As a four-year starter behind the plate, she was a 2003 All-American, two-time All-Pac 10 selection and caught seven no-hitters. She is still the program's career leader with 1,969 putouts.

Aside from her accomplishments in collegiate softball, Deifel had a successful professional career following her days at Cal. In 2004, she helped the NY/NJ Juggernaut to the National Professional Fastpitch (NPF) league title. Deifel also spent three years with LeoPalace21 in Japan that resulted in a runner-up showing and a pair of third-place finishes.

She graduated from California in 2003 with a bachelor of arts in American Business and Globalism and American Studies. Deifel earned her master's of arts in Human Relations from Oklahoma in 2008.

Deifel's sister, Amanda Scott, is currently the head softball coach at Missouri-St. Louis and won a Women's College World Series title at Fresno State in 1998.

Deifel and her husband Joe are the parents of two sons, Trip and Walt. The family resides in Fayetteville.

ALL-TIME SERIES UNDER DEIFEL *ARKANSAS ONLY

Opponent	Series	H	A	N
Alabama	8-12	5-4	3-6	0-2
Arkansas-Pine Bluff	1-0	1-0		
Arizona	3-5	2-4	1-1	
Army	0-1			0-1
Auburn	12-6	6-3	6-3	
Baylor	3-1	0-1		3-0
Binghamton	1-0			1-0
Boston U	4-0	4-0		
Bradley	4-0			4-0
BYU	0-1			0-1
Buffalo	1-0	1-0		
Cal State Fullerton	1-1		0-1	1-0
CSUN	1-0			1-0
Campbell	2-0			2-0
Central Arkansas	7-2	3-1	4-1	
Central Connecticut	2-0	2-0		
Central Michigan	1-0			1-0
Colorado State	2-0	2-0		
Dartmouth	2-0	2-0		
Delaware	1-0			1-0
DePaul	1-0	1-0		
Drake	6-2	6-2		
Duke	0-1			0-1
Florida	8-10	2-4	5-6	1-0
Florida State	0-2	0-1		0-1
Florida A&M	2-0			2-0
FAU	2-1	1-0	1-1	
FGCU	1-0		1-0	
Fordham	1-0			1-0
Furman	4-0	3-0		1-0
George Washington	1-0			1-0
Georgia	9-9	3-4	5-4	1-1
Grand Canyon	1-1			1-1
Harvard	1-0	1-0		
Illinois	3-1	3-1		
Illinois State	2-0	2-0		
Indiana	1-0			1-0
Iowa	2-0	2-0		
IUPUI	3-0	3-0		
Iowa State	3-0	3-0		
Jackson State	1-0		1-0	
Kansas	4-0	3-0	1-0	
Kansas City	5-1	4-1	1-0	
Kennesaw State	2-0	2-0		
Kent State	2-0	2-0		
Kentucky	10-9	7-5	2-4	1-0
Lamar	2-0	2-0		
Lehigh	1-0			1-0
Liberty	1-1	0-1	1-0	
Lipscomb	2-0			2-0
Long Beach State	2-0			2-0
Longwood	1-0	1-0		
Louisville	2-1	2-1		
Louisiana	1-0			1-0
Louisiana Tech	1-0			1-0
Loyola Marymount	3-0			3-0
LSU	10-11	6-6	4-5	
Manhattan	2-0	1-0		1-0
Marist	3-0	2-0		1-0
Marshall	1-0			1-0
Maryland	1-0			1-0
McNeese	3-2		3-1	0-1
Memphis	2-0			2-0
Michigan State	1-0			1-0
Mississippi State	11-3	7-2	4-2	
Missouri	9-8	5-4	3-3	1-1
Missouri State	6-1	5-1	1-0	
Montana	0-1	0-1		
Nebraska	4-0	1-0		3-0
Nevada	1-0	1-0		
New Mexico	2-0			2-0
New Mexico State	1-0		1-0	
North Carolina	0-1			0-1
North Dakota State	4-1	2-0		2-1
North Florida	1-0		1-0	
North Texas	4-0	2-0	2-0	
North Carolina	0-3			0-3
Northern Colorado	5-1	4-0		1-1
Northern Iowa	3-1	3-1		
Northwestern State	3-0	3-0		
Notre Dame	2-1	1-0	1-1	
Ohio	1-0			1-0
Oregon	2-2	2-2		
Oklahoma	0-9	0-4	0-4	0-1
Oklahoma State	3-3	2-2	1-0	0-1
Ole Miss	13-11	8-3	4-8	1-0
Omaha	6-0	4-0		2-0
Penn State	1-0			1-0

ALL-TIME SERIES UNDER DEIFEL *ARKANSAS ONLY

Opponent	Series	H	A	N
Princeton	1-0	1-0		
Rutgers	3-0			3-0
Sacramento State	1-0			1-0
Samford	1-0			1-0
San Diego	2-0			2-0
SIUE	2-0	2-0		
South Alabama	1-1	1-1		
South Carolina	14-8	5-4	6-3	0-1
South Dakota State	3-1	3-1		
Southeast Missouri	10-1	8-1	2-0	
Southern Utah	1-0			1-0
Southern Miss	2-0			2-0
Saint Francis (Pa.)	2-0	2-0		
Saint Louis	4-0	4-0		
Stanford	1-0	1-0		
Tennessee	11-9	4-2	6-6	1-1
Texas	1-4		0-2	1-2
Texas State	1-0		1-0	
Texas A&M	7-11	2-4	5-7	
Texas A&M-CC	2-0	2-0		
Texas A&M-Commerce	2-0	1-0	1-0	
Texas Tech	2-0	2-0		
Tulsa	2-5	1-2	1-1	0-2
UAB	3-0	3-0		
UCLA	0-1	0-0	0-0	0-1
UConn	1-0			1-0
UIC	1-0			1-0
ULM	2-0			2-0
UMass Lowell	2-0			2-0
UNLV	1-1		1-0	0-1
Utah	1-0			1-0
UT Arlington	7-1	4-0	3-1	
UTEP	1-0			1-0
Villanova	3-1	2-1		1-0
Washington	0-3			0-3
Weber State	3-0			3-0
Western Illinois	1-0	1-0		
Western Kentucky	2-0		2-0	
Wichita State	6-3	6-1	0-2	
Wright State	2-0	2-0		

TOP 25 WINS UNDER DEIFEL

Date	Opponent	Result	Score	Site
3/19/16	vs. #23 Nebraska	W	11-10	N
3/17/17	#14 Tennessee	W	4-3	H
3/18/17	#14 Tennessee	W	2-1	H
4/8/17	at #24 Missouri	W	6-5	A
4/9/17	at #24 Missouri	W	4-2	A
4/16/17	#5 Texas A&M	W	4-3	H
2/17/18	vs. #21 Utah	W	4-2	N
3/30/18	#20 Mississippi State	W	3-2	H
3/31/18	#20 Mississippi State	W	6-0	H
4/1/18	#20 Mississippi State	W	8-2	H
4/8/18	at #12 South Carolina	W	4-0	A
4/14/18	#15 Alabama	W	3-0	H
4/15/18	#15 Alabama	W	6-3	H
4/21/18	at #11 Auburn	W	4-2	A
5/9/18	vs. #19 Kentucky	W	3-1	N
5/10/18	vs. #8 Georgia	W	8-3	N
3/15/19	#16 South Carolina	W	3-2	H
3/16/19	#16 South Carolina	W	7-4	H
3/23/19	at #5 Tennessee	W	1-0	A
3/29/19	#18 Kentucky	W	1-0	H
3/31/19	#18 Kentucky	W	3-2	H
4/18/19	#9 LSU	W	8-5	H
4/19/19	#9 LSU	W	11-1 (5)	H
5/3/19	#23 Auburn	W	1-0	H
5/4/19	#23 Auburn	W	7-1	H
5/5/19	#23 Auburn	W	5-2	H
3/6/20	at #9 Alabama	W	1-0	A
2/21/21	vs. #21 Baylor	W	7-2	N
3/12/21	at #20 South Carolina	W	4-1	A
3/13/21	at #20 South Carolina	W	7-5 (10)	A
3/14/21	at #20 South Carolina	W	3-2	A
4/10/21	#4 Alabama	W	4-0	H
4/16/21	at #20 Georgia	W	10-3	A
4/17/21	at #20 Georgia	W	5-2	A
4/18/21	at #20 Georgia	W	5-2	A
5/1/21	at #16 LSU	W	1-0	A
5/3/21	at #16 LSU	W	4-1	A
3/18/22	at #10 Tennessee	W	4-3	A
3/19/22	at #10 Tennessee	W	9-6	A
4/8/22	#21 Auburn	W	7-4	H
4/9/22	#21 Auburn	W	4-3	H
4/10/22	#21 Auburn	W	17-4 (5)	H
4/15/22	#15 Kentucky	W	2-1	H
4/17/22	#15 Kentucky	W	8-0 (6)	H
4/22/22	at #14 Florida	W	9-1 (6)	A
4/23/22	at #14 Florida	W	5-4	A
4/24/22	at #14 Florida	W	2-0	A
5/13/22	at #14 Florida	W	4-1	A
5/14/22	vs. #16 Missouri	W	4-0	N
5/21/22	#24 Oregon	W	6-2	H
5/22/22	#24 Oregon	W	9-3	H
5/26/22	#18 Texas	W	7-1	H
2/18/23	vs. #22 Louisiana	W	7-6	N
2/23/23	#19 Arizona	W	3-2	H
2/24/23	#19 Arizona	W	2-1	H
3/19/23	at #13 Alabama	W	5-3	A
3/20/23	at #13 Alabama	W	2-1 (10)	A
3/24/23	#10 Florida	W	6-2	H
3/26/23	#10 Florida	W	14-1 (5)	H
4/8/23	#10 Georgia	W	4-3	H
4/22/23	at #20 Kentucky	W	8-1	A
4/22/23	at #20 Kentucky	W	14-6 (5)	A
4/30/23	#3 Tennessee	W	6-4	H
5/1/23	#3 Tennessee	W	2-0	H
3/23/24	#20 Mississippi State	W	3-0	H
3/30/24	at #3 Georgia	W	3-2	A
4/1/24	at #3 Georgia	W	8-2	A
4/5/24	#11 Missouri	W	5-2	H
4/7/24	#11 Missouri	W	4-1	H
4/12/24	at #25 South Carolina	W	4-3	A
4/14/24	at #25 South Carolina	W	3-0	A
4/19/24	#15 Alabama	W	1-0 (9)	H
4/21/24	#15 Alabama	W	8-0 (5)	H
4/26/24	at #7 LSU	W	2-1	A
4/27/24	at #7 LSU	W	4-1	A
3/9/25	at #25 Ole Miss	W	20-3 (5)	A
3/22/25	at #7 Tennessee	W	6-3 (8)	A
3/22/25	at #7 Tennessee	W	9-0	A
4/4/25	at #2 Florida	W	4-1	A
4/6/25	at #2 Florida	W	9-5	A
4/11/25	#10 South Carolina	W	10-2 (6)	H
4/13/25	#10 South Carolina	W	5-4	H
4/26/25	#1 Texas A&M	W	7-5	H
4/27/25	#1 Texas A&M	W	7-4	H
5/1/25	#10 LSU	W	12-9	H
5/3/25	#10 LSU	W	6-0	H
5/8/25	#5 Tennessee	W	6-1	N
5/17/25	#23 Oklahoma State	W	6-5 (11)	H
5/18/25	#23 Oklahoma State	W	12-0	H
5/24/25	#21 Ole Miss	W	4-0	H

MISC. HITTING RECORDS

4+ Hit Games

No.	Player	Opponent	Date
5	Danielle Gibson	Furman	4/13/19
5	Macy Burr	Texas Southern	2/25/11
5	Whitney Cloer	Kentucky	3/31/07
4	Atalyia Rijo	Oklahoma State	5/18/25
4	Atalyia Rijo	Oklahoma State	5/17/25
4	Ella McDowell	Florida	4/5/25
4	Reagan Johnson	Ohio	2/9/24
4	Reagan Johnson	Kentucky	4/22/23
4	Reagan Johnson	Iowa St.	3/2/23
4	KB Sides	Lehigh	3/11/22
4	Danielle Gibson	Alabama	3/6/20
4	Braxton Burnside	Furman	2/15/20
4	Sydney Parr	Nebraska	2/9/20
4	Hannah McEwen	LSU	4/19/19
4	Hannah McEwen	Nevada	3/1/19
4	Danielle Gibson	SIUE	3/23/19
4	Katie Warrick	Iowa St.	3/16/18
4	Stephanie Canfield	Florida A&M	2/24/17
4	Autumn Buczek	Central Mich.	2/21/16
4	Devon Wallace	Southeast Mo. St.	3/1/15
4	Stephanie Canfield	Virginia	2/21/15
4	Kasey Fagan	Butler	2/13/14
4	Sierra Bronkey	Saint Louis	2/24/13
4	Stephanie Canfield	Murray St.	2/23/13
4	Devon Wallace	Alabama	4/27/12
4	Katie Harrison	Belmont	2/10/12
4	Kayla Johnson	Mississippi St.	3/18/09
4	Jessica Bachkora	UAB	2/8/08
4	Miranda Dixon	ULM	3/4/07
4	Lauren Hendrix	vs. Houston	2/9/01
4	Dana Gulick	at Kentucky	4/24/98

Multi-HR Games

No.	Player	Opponent	Date
2	Nicole Schroeder	Louisville	2/14/15
2	Parker Pockington	Butler	2/13/14
2	Clarisa Navarro	UMKC	3/27/13
2	Devon Wallace	Alabama	4/28/12
2	Jennifer Rambo	Kentucky	4/11/12
2	Devon Wallace	Kentucky	4/11/12
2	Becca Carden	Ole Miss	3/23/12
2	Lane McGuirt	Tennessee	4/14/10
2	Sandra Smith	Kentucky	3/21/10
2	Jessica Bachkora	SIUE	3/14/10
2	Jessica Bachkora	Missouri St.	2/20/10
2	Sandra Smith	Sam Houston St.	2/19/10
2	Whitney Cloer	Oklahoma	5/16/09
2	Miranda Dixon	Oklahoma	4/8/09
2	Sandra Smith	Auburn	4/5/09
2	Whitney Cloer	Kentucky	3/21/09
2	Dayna Huckabee	Kentucky	4/13/07
2	Whitney Cloer	Nebraska	3/18/07
2	Miranda Dixon	ULM	3/4/07
2	Cortney Mitchell	at Coastal Carolina	3/11/02

Home Run Cycles

Name: Danielle Gibson (solo, two-run home run, three-run home run, grand slam)

Opponent: SIU-Edwardsville

Date: 2/23/19

Result: W, 15-3 (4)

Multi-HR Games

No.	Player	Opponent	Date
4	Danielle Gibson	SIUE	2/28/22
3	Rylin Hedgecock	Kentucky	3/3/23
2	Bri Ellis	Texas A&M	4/26/25
2	Bri Ellis	Oklahoma	3/16/25
2	Bri Ellis	Southern Miss	2/15/25
2	Courtney Day	Bradley	2/8/25
2	Hannah Gammill	Georgia	4/1/24
2	Kennedy Miller	Auburn	3/16/24
2	Kennedy Miller	FAU	3/1/24
2	Cylie Halvorson	UT-Arlington	2/23/24
2	Bri Ellis	Long Beach St.	2/16/24
2	Kacie Hoffman	Mississippi St.	3/31/23
2	Rylin Hedgecock	Florida	3/26/23
2	Hannah Gammill	Florida	3/24/23
2	Rylin Hedgecock	A&M-Corpus Christi	3/3/23
2	Taylor Ellsworth	South Carolina	5/1/22
2	Linnie Malkin	South Carolina	4/30/22
2	KB Sides	Kentucky	4/17/22
2	Linnie Malkin	Southeast Mo. St.	4/12/22
2	Taylor Ellsworth	Auburn	4/10/22
2	Linnie Malkin	Auburn	4/8/22
2	Danielle Gibson	Ole Miss	4/3/22
2	Danielle Gibson	Western Ky.	3/21/22
2	Danielle Gibson	Tennessee	3/19/22
2	Taylor Ellsworth	Lehigh	3/11/22
2	Hannah Gammill	Maryland	3/11/22
2	Linnie Malkin	Central Ark.	4/21/21
2	Kayla Green	Alabama	4/10/21
2	Kayla Green	Missouri St.	4/6/21
2	Braxton Burnside	South Carolina	3/13/21
2	Danielle Gibson	Northwestern St.	3/6/21
2	Danielle Gibson	Northwestern St.	3/5/21
2	Braxton Burnside	Texas Tech	2/28/21
2	Braxton Burnside	Southeast Mo. St.	2/26/21
2	Linnie Malkin	McNeese	2/20/21
2	Braxton Burnside	Oklahoma St.	2/11/21
2	Ashley Diaz	UT Arlington	3/26/19
2	Hannah McEwen	Saint Louis	4/10/18
2	Katie Warrick	Iowa St.	3/16/18
2	Braxton Burnside	Grand Canyon	2/17/17
2	A.J. Belans	Missouri	4/9/17
2	Nicole Schroeder	Oklahoma St.	3/1/17
2	Tori Cooper	San Diego	2/19/17
2	Nicole Schroeder	Loyola Marymount	2/17/17
2	Nicole Schroeder	UMass Lowell	2/11/17



MISC. PITCHING RECORDS

No.	Pitcher	Opponent	Date	Total by Pitcher	No.	Name	Years
16	Robyn Herron	at Tennessee	3/22/25	16	Mary Haff.....	2018-22	
16	Mary Haff	Furman	4/13/19	14	Katy Henry.....	2005-08	
16	Heather Schlichtman	Marshall	4/9/04	10	Robyn Herron.....	2024-Present	
15	Heather Schlichtman	vs Wichita State	3/3/01	8	Heather Schlichtman	2001-04	
15	Heather Schlichtman	vs Auburn	3/13/04	8	Chenise Delce	2022-2023	
15	Katy Henry	ULM	2/25/05	7	Kimmy Beasley	2012-14	
15	Katy Henry	vs UTSA	2/16/07	5	Miranda Dixon.....	2007-10	
15	Kimmy Beasley	Auburn	5/3/13	5	Hope McLemore.....	2010-13	
15	Mary Haff	at Tennessee	3/23/19	4	Rachel Talley.....	1999-02	
14	Mary Haff	Maryland	3/11/22	3	Autumn Storms.....	2017-21	
14	Heather Schlichtman	vs Appalachian State	2/7/04	2	Chelsea Cohen	2010-13	
14	Heather Schlichtman	Mississippi Valley State	2/29/04	1	Jenna Bloom.....	2020-22	
14	Heather Schlichtman	at Kentucky	4/24/04	1	Kim Jones	2008-11	
14	Katy Henry	Kansas City	2/23/07	1	Tammy Kincaid.....	1997-2000	
14	Robyn Herron	Drake	2/24/23	1	Grace Moll.....	2014-17	
13	Rachel Talley	vs Virginia Tech	2/18/01	1	Morgan Leinstock	2024	
13	Heather Schlichtman	Oklahoma City	4/23/02	1	Reis Beuerlein	2025	
13	Katy Henry	Centenary	3/5/06	No-Hitters			
13	Chelsea Cohen	Saint Louis	2/24/13	Pitchers			
13	Mary Haff	at Saint Louis	4/10/18	Opponent			
13	Mary Haff	vs Lipscomb	2/10/19	Result			
13	Autumn Storms	Southeast Missouri	2/21/19	Date			
12	Tammy Kincaid	Alabama	3/21/99	Tammy Kincaid / Rachel Talley	CSUN	W, 1-0	2/20/00
12	Rachel Talley	at Auburn	4/9/99	Jennifer Bottoms	Ohio State	W, 2-0	3/4/00
12	Heather Schlichtman	at FIU	3/2/01	Heather Schlichtman	Boston College	W, 4-0	2/16/02
12	Rachel Talley	vs FAU	3/3/01	Heather Schlichtman	Auburn	W, 4-0	3/23/02
12	Rachel Talley	vs Utah	2/16/02	Heather Schlichtman	UNLV	W, 1-0	2/21/04
12	Katy Henry	vs Virginia	2/9/07	Katy Henry	Centenary	W, 1-0	4/5/06
12	Katy Henry	Creighton	2/24/08	Kimmy Beasley	Savannah State	W, 10-0 (6)	3/19/13
12	Miranda Dixon	ULM	4/2/08	Hope McLemore / Chelsea Cohen	Kentucky	W, 4-0	4/20/13
12	Hope McLemore	Louisiana Tech	3/13/10	Grace Moll	Eastern Michigan	W, 13-0 (5)	2/21/14
12	Kim Jones	vs. Rhode Island	2/13/11	Mary Haff	Northern Colorado	W, 9-0 (6)	3/2/18
12	Kimmy Beasley	LSU	4/6/13	Autumn Storms	Central Connecticut State	W, 7-0	3/3/18
12	Kimmy Beasley	at Missouri	4/13/13	Mary Haff	Texas Tech	W, 9-0 (5)	2/26/21
12	Mary Haff	vs Fordham	2/19/18	Mary Haff	Maryland	W, 6-0	3/11/22
12	Mary Haff	Northern Colorado	3/2/18	Robyn Herron	Illinois State	W, 7-0	2/24/24
12	Mary Haff	Dartmouth	3/3/18	Robyn Herron	ULM	W, 10-0 (5)	2/16/25
12	Mary Haff	Omaha	2/28/19	Reis Beuerlein	Colorado State	W, 8-0 (5)	4/18/25
12	Mary Haff	Boston U	3/2/19	Payton Burnham	SLU	W, 10-0 (5)	5/16/25
12	Mary Haff	vs. UIC	2/15/20	Perfect Games			
12	Robyn Herron	Indiana	2/18/23	Pitchers			
12	Chenise Delce	Arizona	2/23/23	Opponent			
12	Robyn Herron	Iowa State	3/2/23	Result			
12	Chenise Delce	UAB	4/14/23	Date			
11	Robyn Herron	ULM	2/16/25	Mary Haff	Maryland	W, 6-0	3/11/22
11	Katy Henry	Northwestern State	3/4/06	Robyn Herron	Illinois State	W, 7-0	2/24/24
11	Kimmy Beasley	LSU	4/7/13	Reis Beuerlein	Colorado State	W, 8-0 (5)	4/18/25
11	Kimmy Beasley	Kentucky	4/19/13	Perfect Games			
11	Grace Moll	at Southeast Missouri	4/6/16	Pitchers			
11	Autumn Storms	Boston U	3/2/19	Opponent			
11	Mary Haff	at Central Arkansas	3/9/21	Result			
11	Mary Haff	at Tennessee	3/18/22	Date			
11	Chenise Delce	North Texas	3/3/23	Perfect Games			
11	Robyn Herron	Illinois State	2/24/24	Pitchers			
10	Katy Henry	at Ole Miss	3/21/06	Opponent			
10	Katy Henry	at Florida	3/25/06	Result			
10	Katy Henry	Kansas	4/5/06	Date			
10	Miranda Dixon	at Texas A&M	2/16/07	Perfect Games			
10	Katy Henry	Northern Iowa	3/3/07	Pitchers			
10	Katy Henry	at Kansas	4/3/07	Opponent			
10	Miranda Dixon	at South Carolina	3/3/08	Result			
10	Katy Henry	ULM	4/2/08	Date			
10	Katy Henry	at Kentucky	4/12/08	Perfect Games			
10	Miranda Dixon	vs Cleveland State	3/7/09	Pitchers			
10	Miranda Dixon	at Ole Miss	3/29/09	Opponent			
10	Hope McLemore	vs Iowa	2/12/10	Result			
10	Hope McLemore	Drake	3/6/10	Date			
10	Hope McLemore	at Georgia	4/2/10	Perfect Games			
10	Chelsea Cohen	ULM	2/22/13	Pitchers			
10	Kimmy Beasley	Jacksonville State	3/2/13	Opponent			
10	Hope McLemore	Kentucky	4/20/13	Result			
10	Kimmy Beasley	Butler	2/13/14	Date			
10	Jenna Bloom	Kansas	3/10/20	Perfect Games			
10	Mary Haff	North Dakota State	2/25/21	Pitchers			
10	Mary Haff	at South Carolina	3/12/21	Opponent			
10	Autumn Storms	Alabama	4/10/21	Result			
10	Chenise Delce	Louisville	2/28/22	Date			
10	Chenise Delce	Missouri State	3/3/22	Perfect Games			
10	Chenise Delce	Kennesaw State	3/5/22	Pitchers			
10	Chenise Delce	UCA	3/6/23	Opponent			
10	Mary Haff	at Ole Miss	4/2/22	Result			
10	Robyn Herron	Texas A&M Commerce	4/18/23	Date			
10	Chenise Delce	Alabama	5/11/23	Perfect Games			
10	Robyn Herron	vs. Penn State	2/10/24	Pitchers			
10	Robyn Herron	Northern Iowa	3/10/24	Opponent			
10	Morgan Leinstock	at Auburn	3/16/24	Result			
10	Reis Beuerlein	Illinois	2/28/25	Date			



THE LAST TIME

ARKANSAS - TEAM

Defeated a ranked opponent.....	def. #23 Oklahoma State, 12-0 (May 18, 2025)
Defeated a Top 10 ranked opponent.....	def. #5 Tennessee, 6-1 (May 8, 2025)
Highest ranked team defeated.....	def. #1 Texas A&M, 7-4 (April 26, 2025)
Won 10 or more consecutive games.....	14 (Feb. 6- Feb. 22)
Longest conference win streak.....	12 (March 12, 2021-April 3, 2022)
Won 5 or more consecutive conference home games.....	7 (March 20-April 22, 2023)
Won 5 or more consecutive road games.....	7 (March 20-April 22, 2023)
Won in Extra Innings.....	def. #23 Oklahoma State, 6-5 (8 inn.) (May 17, 2025)
Lost in Extra Innings.....	10-7 (9) at #2 Florida (April 5, 2025)
Played at least 10 Innings.....	(10) W, 2-1 vs. Alabama (March 20, 2023)
Played at least 11 Innings.....	(11) W, 4-3 vs. Drake (Feb. 24, 2023)
Played at least 12 Innings.....	(14) W, 6-4 at McNeese (Feb. 20, 2021)
Played at least 13 Innings.....	(14) W, 6-4 at McNeese (Feb. 20, 2021)
Played 14 or more Innings.....	(14) W, 6-4 at McNeese (Feb. 20, 2021)
Lost 5 or more consecutive games.....	5 (May 6-20, 2017)
Lost 5 or more consecutive conference games.....	6 (Mar. 24-April 2, 2017)
Scored 10 or more runs in a game.....	12 vs. #23 Oklahoma State, 12-0 (May 18, 2025)
Scored 10 or more runs in three straight games.....	LA Tech Classic (Feb. 15-16, 2025)
Scored 10 or more runs in four straight games.....	Wooo Pig Classic (Feb. 28-March 2, 2025)
Scored 15 or more runs in a game.....	20 vs. #25 Ole Miss (March 9, 2025)
Shut out back-to-back opponents.....	Illinois State, UT-Arlington (Feb. 22-23, 2024)
Shut out three straight opponents.....	Drake, Iowa State, TAMU-CC (Feb. 26-May 2-3, 2023)
Was shutout (extra-inning game).....	2-0 (10) vs Liberty (March 16, 2021)
Was Shutout (7-inning game).....	7-0 vs. #1 Oklahoma (March 15, 2025)
Was Shutout (6-inning game).....	8-0 (6) vs. Washington (Feb. 11, 2022)
Was Shutout (5-inning game).....	8-0 at #8 Florida (April 6, 2019)
Was Shutout In Fayetteville.....	7-0 vs. #1 Oklahoma (May 15, 2025)
Was No-Hit.....	at #1 Florida (May 16, 2016)
Was No-Hit by SEC Opponent.....	at #1 Florida (May 16, 2016)
Was No-Hit in Fayetteville.....	vs #9 Georgia (May 3, 2009)
Swept a three-game conference series.....	vs. Kentucky (March 28-30, 2025)
Swept four or more conference series	#20 S. Car., Ole Miss, Miss. State, #25 Auburn, #20 UGA (2021)
Swept a three-game home conference series.....	vs. Kentucky (March 28-30, 2025)
Swept a three-game road conference series.....	at Mississippi State (March 31-April 2, 2023)
Swept a non-conference doubleheader.....	vs Colorado State (April 18, 2025)
Run ruled an opponent.....	12-0 (5) vs. #23 Oklahoma State, 12-0 (May 18, 2025)
Most consecutive run-rule wins in a season.....	7, 2025
Was run-ruled.....	L, 9-1 (6) vs. #25 Ole Miss (March 7, 2025)
Hit back-to-back home runs.....	Kailey Wyckoff and Ella McDowell at Texas State (Feb 6, 2025)
Hit five or more home runs in a game.....	7 vs. Lehigh (March 11, 2022)
Hit four or more home runs in a game.....	4 vs. #10 LSU (May 1, 2025)
Hit three or more home runs in a game.....	3 vs. Colorado State (April 18, 2025)
Homered in five or more consecutive games.....	(March 16-24, 2025)
Had 10 hits in a game.....	14 #23 Oklahoma State, 12-0 (May 18, 2025)
Had 15 or more hits in a game.....	17 vs Lipscomb (Feb. 7, 2025)
Had 10 or more hits in 2 consecutive games (2), vs. Rutgers, Cal State Fullerton (Feb. 20, 2025).	
Had 10 or more hits in 3 consecutive games.....	(3) vs Iowa, Illinois, Missouri St. (Feb. 28-March 2, 2025)
Had five or more doubles in a game.....	5 vs Southern Miss (Feb. 16, 2025)
Had two or more triples in a game.....	2 vs. Lipscomb (Feb. 7, 2025)
Had 10 or more RBI in a game.....	14 vs. Colorado State (April 18, 2025)
Had 20 or more RBI in a game.....	21 vs. Lipscomb (Feb. 7, 2025)
No-hit the opposition, 5 innings.....	vs. ULM (Feb. 16, 2025)
No-hit the opposition, 6 innings.....	vs. Illinois State (Feb. 24, 2024)
No-hit the opposition, 7 innings.....	vs. Illinois State (Feb. 24, 2024)
Recorded 10 or more walks.....	10 vs. Colorado State (April 18, 2025)
Left 10 or more runners on base.....	11 vs. #10 LSU (May 3, 2025)
Allowed 10 or more hits.....	13 vs. #10 LSU (May 3, 2025)
Allowed 10 or more runs.....	13 vs. #10 LSU (May 3, 2025)
Allowed 10 or more earned runs.....	14 vs. Oregon (May 21, 2023)
Allowed 10 or more RBI.....	11 vs. #10 LSU (May 3, 2025)
Allowed five or more doubles.....	5 vs LSU (April 29, 2016)
Allowed three or more home runs.....	6 vs. #1 Oklahoma (May 9, 2025)

OPPONENT-TEAM

Scored 10 or more runs in a game.....	12 vs. #23 Oklahoma State, 12-0 (May 18, 2025)
Scored 15 or more runs in a game.....	15 vs. Mississippi State (March 24, 2024)
Had 10 or more hits in a game.....	14 vs.#23 Oklahoma State, 12-0 (May 18, 2025)
Had 15-19 hits in a game.....	15 vs. Georgia (May , 2017)
Shut out Arkansas (7-inning game).....	7-0 vs. #1 Oklahoma (March. 15, 2025)
Shut out Arkansas (5-inning game).....	L, 8-0 at #18 Florida (April 6, 2019)
Shut out Arkansas (extra-inning).....	L, 2-0 (10) vs Liberty (March 16, 2021)
Shut out Arkansas in consecutive games.....	L, 3-0/8-0 at #8 Florida (April 6, 2019)
Shut out Arkansas in Fayetteville.....	7-0 vs. #1 Oklahoma (March. 15, 2025)
Conference opponent S/O Arkansas in Fayetteville.....	7-0 vs. #1 Oklahoma (March. 15, 2025)
Conference opponent S/O Arkansas on the road.....	1-0 vs. #7 LSU (April 28, 2024)
Won a non-conference series against Arkansas.....	
Won a conference series in Fayetteville.....	vs. #1 Oklahoma (March. 15, 2025)
Swept a three-game non-conference series against Arkansas.....	vs. #1 Oklahoma (March 14-16 2025)
Swept a three-game non-conference series in Fayetteville.....	Texas (March 14-16, 2015)
Swept a three game conference series in Fayetteville.....	vs #1 Oklahoma (March 15-18, 2025)
Swept a three-game conference road series against Arkansas.....	at #8 Florida (April 5-7, 2019)

ARKANSAS-INDIVIDUAL

Hit a grand slam.....	Raigan Kramer vs. #5 Tennessee (May 8, 2025)
Hit a walk-off grand slam.....	Bri Ellis at Georgia (May 7, 2025)
Hit a walk-off home run.....	Atalyia Rijo vs. Missouri State (March 2, 2025)
Hit two home runs in a game.....	2, Bri Ellis at #1 Texas A&M (April 26, 2025)
Hit three home runs in a game.....	Rylin Hedgecock vs. Tennessee (April 22, 2023)
Hit four home runs in a game.....	Danielle Gibson vs SIUE (Feb 23, 2019)
Homered in consecutive games in a conf. series.....	Bri Ellis, Games 1 & 2, at Auburn (March 16, 2024)
Homered in three or more consecutive games.....	(3) Kristina Foreman at the Rebel Kickoff vs. Weber State (twice) and Southern Utah (Feb. 10-11, 2023)
Hit an inside the park home run.....	KB Sides vs Illinois (Feb. 18, 2022)
Hit for the home run cycle.....	Danielle Gibson vs SIUE (Feb 23, 2019)
Had five hits in a game.....	5, Danielle Gibson at South Carolina (March 13, 2021)
Had four hits in a game.....	4, Atalyia Rijo vs. #23 Oklahoma State (May 18, 2025)
Had two doubles in a game.....	2, Kailey Wyckoff, vs. ULM (March 16, 2025)
Had three doubles in a game.....	3, KB Sides vs. Florida (April 22, 2022)
Had four or more RBI in a game.....	4, Karlie Davison vs. #23 Oklahoma State, 12-0 (May 18, 2025))
Had six or more RBI in a game.....	6, Courtney Day vs. Illinois (Feb. 28, 2025)
Had 10 or more RBI in a game.....	(10) Danielle Gibson vs SIUE (Feb 23, 2019)
Walked three or more times in a game.....	(4) Bri Ellis vs. #10 LSU (May 3, 2025)
Stole three bases in a game.....	(3) Reagan Johnson vs. Illinois (March 1, 2025)
Pitched a complete game shutout.....	Payton Burnham, 7.0 IP, vs. #21 Ole Miss (May 24, 2025)
Had 10 or more strikeouts in a game.....	(16) Robyn Herron at #7 Tennessee (March 22, 2025)
Gave up 10 or more hits in a game.....	11, Hannah Camenzind vs. #3 Georgia (March 31, 2024)
Gave up three or more home runs in a game...	(4) Payton Burnham vs. #1 Oklahoma (May 9, 2025)
Threw a perfect game.....	Reis Beuerlein vs. Colorado State (April 18, 2024)
Threw a 7-inning no hitter.....	Robyn Herron vs. Illinois State (Feb. 24, 2024)
Threw a 5-inning no hitter.....	Payton Burnham vs. Saint Louis (May 16, 2025)

HOGS RECORD WHEN...

2025 BY GAME	Overall 44-13	SEC 14-10
Home	19-6	7-5
Away	12-5	7-5
Neutral	13-2	0-0
Day Games (< 5 pm.)	28-8	8-5
Night Games (> 5 pm.)	16-5	6-5
Ranked Opponents	14-12	10-10
Unranked Opponents	28-0	3-0

BY OPPOSING STARTER		
Left-handed	7-6	1-4
Right-handed	36-7	12-7

BY ARKANSAS STARTER		
5+ inn.	25-3	9-3
Less than 5 inn.	18-10	5-7

BY SCORING/MARGIN		
Scoring first	35-6	10-5
Opp. scores first	9-7	4-5
One-run games	4-2	2-2
Two-run games	4-4	2-2
Three+ run games	36-7	10-6
Shutouts	15-2	2-2
Extra innings	2-1	1-1
0-2 runs	2-5	1-4
3-5 runs	7-2	3-2
6-9 runs	16-4	6-2
10+ runs	17-1	4-1
Out-hit opp.	42-2	13-2
Out-hit by opp.	2-11	1-8
Equal hits	0-0	0-0
Hitting a HR	33-7	10-4
Going homerless	11-3	4-3
Allowing a HR	13-12	10-9
Not allowing a HR	30-1	4-1
Errorless	33-4	11-3
Error committed	10-6	3-5
2+ Errors	1-3	0-3
Opponent Errorless	8-3	4-2
Opponents 1+ Errors	36-8	10-6

BY MONTH/DAY/GAME		
February	16-1	0-0
March	10-6	6-6
April	10-3	6-3
May	8-3	2-1
Monday	1-1	0-1
Tuesday	2-0	0-0
Wednesday	1-0	0-0
Thursday	5-0	1-0
Friday	12-4	3-2
Saturday	11-5	3-3
Sunday	6-2	2-2
Game 1	5-2	5-2
Game 2	4-5	3-5
Game 3	5-2	5-2
Game 4	0-0	0-0

BY TIME ZONE		
Central	33-8	10-7
Eastern	7-2	4-2
Mountain	0-0	0-0
Pacific	4-1	0-0

BY UNIFORM		
White	15-4	5-3
Cardinal	10-5	2-3
Grey	12-2	3-2

LEADING AFTER						
Inn.	1	2	3	4	5	6
	22-5	28-2	34-3	35-3	25-2	18-1

TRAILING AFTER						
Inn.	1	2	3	4	5	6
	6-3	4-5	5-7	4-9	2-10	2-11

TIED AFTER						
Inn.	1	2	3	4	5	6
	13-3	9-4	3-2	5-1	2-1	3-1

STAT LEADERS AND MISCELLANEOUS STATS

2025 MULTI-HIT GAMES					
Player	2	3	4	5+	TOTAL
Ava Carter	1	-	-	-	1
Kailey Wyckoff	11	4	-	-	15
Bri Ellis	17	2	-	-	19
Reagan Johnson	21	3	-	-	24
Courtney Day	12	-	-	-	12
Karlie Davison	11	2	-	-	13
Raigan Kramer	6	2	-	-	8
Kennedy Miller	8	-	-	-	8
Atalyia Rijo	11	-	2	-	13
Ella McDowell	14	4	1	-	19
TEAM	113	16	3	0	130

2025 MULTI-RBI GAMES					
Player	2	3	4	5+	TOTAL
Kennedy Miller	5	3	-	-	8
Raigan Kramer	2	-	2	-	4
Bri Ellis	6	7	4	2	19
Atalyia Rijo	5	1	2	-	8
Ella McDowell	9	2	2	1	14
Cam Harrison	1	-	-	-	1
Karlie Davison	3	-	1	-	4
Reagan Johnson	1	-	-	-	1
Kailey Wyckoff	9	4	-	1	14
Courtney Day	7	8	3	1	19
Jayden Ramos	1	1	-	-	2
Ava Carter	-	1	-	-	1
TEAM	48	27	14	5	81

CAREER MULTI-HIT GAMES					
Player	2	3	4	5+	TOTAL
Reagan Johnson	51	11	3	-	65
Bri Ellis	40	6	-	-	46
Kailey Wyckoff	29	13	-	-	42
Courtney Day	30	5	-	-	35
Raigan Kramer	20	3	-	-	23
Kennedy Miller	21	2	-	-	22
Karlie Davison	15	5	-	-	20
Atalyia Rijo	14	2	1	-	17
Ella McDowell	14	4	1	-	19
Ava Carter	1	-	-	-	1
TEAM	239	49	5	0	267

CAREER MULTI-RBI GAMES					
Player	2	3	4	5+	TOTAL
Bri Ellis	29	23	7	2	61
Courtney Day	20	14	5	3	42
Kailey Wyckoff	18	9	2	1	30
Raigan Kramer	11	1	5	-	17
Karlie Davison	7	2	4	1	13
Reagan Johnson	9	-	-	-	9
Kennedy Miller	8	8	-	-	16
Ella McDowell	9	2	2	1	14
Cam Harrison	1	-	-	-	1
Atalyia Rijo	7	2	2	1	12
Jayden Ramos	1	1	-	-	2
Ava Carter	-	1	-	-	1
TEAM	115	61	26	7	189

SCORE BY INNINGS	1	2	3	4	5	6	7	EX	Total
Arkansas	81	71	70	57	82	32	34	5	432
Opponents	24	25	24	25	29	21	22	4	176

HITTING STREAKS			
Player	Long	Current	Career
Reagan Johnson	10	-	10
Bri Ellis	6	1	9
Kennedy Miller	3	-	6
Raigan Kramer	5	-	6
Courtney Day	6	4	6
Atalyia Rijo	7	5	7
Cam Harrison	2	-	2
Karlie Davison	4	3	4
Jayden Ramos	3	-	3
Ava Carter	3	-	3
Carlee Ratcliff	2	-	2
Ramsey Walker	1	1	1
Kailey Wyckoff	11	-	14
Ella McDowell	7	1	7

REACHED-BASE STREAKS			
Player	Long	Current	Career
Bri Ellis	27	5	27
Reagan Johnson	15	-	15
Kennedy Miller	11	-	12
Raigan Kramer	16	16	17
Atalyia Rijo	7	-	7
Courtney Day	20	20	20
Cam Harrison	5	-	5
Kasey Wood	1	1	1
Ramsey Walker	1	1	1
Ava Carter	4	-	4
Carlee Ratcliff	2	-	2
Karlie Davison	7	6	7
Jayden Ramos	3	-	2
Kailey Wyckoff	17	-	24
Ella McDowell	15	6	15

Career Home Runs

Karlise Davison

No.	Opponent	Date	RBI
19 (5)	Ole Miss	5/23/25	1
18 (4)	Oklahoma State	5/20/25	3
17 (3)	South Carolina	4/13/25	1
16 (2)	Kentucky	3/28/25	1
15 (1)	at Tennessee	3/23/25	2
14 (3)	vs. UCLA	5/11/24	1
13 (2)	Oregon	3/17/24	1
12 (1)	at San Diego State	3/6/24	2
11 (1)	Ole Miss	5/21/23	2
10 (10)	Southern Illinois	5/19/23	3
9 (9)	vs. UCLA	5/13/23	1
8 (8)	vs. Cal	5/11/23	1
7 (7)	at Oregon*	5/6/23	2
6 (6)	at Oregon*	5/6/23	2
5 (5)	at Oregon	5/5/23	1
4 (4)	at Arizona	3/17/23	1
3 (3)	vs. Oklahoma	2/25/23	1
2 (2)	at UC-San Diego	2/11/23	2
1 (1)	vs. Northern Colorado	2/11/23	3

Courtney Day

No.	Opponent	Date	RBI
41 (15)	LSU	5/1/25	3
40 (14)	at Texas A&M	4/25/25	1
39 (13)	Colorado State	4/18/25	3
38 (12)	Kentucky	3/28/25	2
37 (11)	at Tennessee	3/23/25	1
36 (10)	at Tennessee	3/22/25	2
35 (9)	Oklahoma	3/16/25	3
34 (8)	Iowa	3/1/25	3
33 (7)	Illinois	2/28/25	4
32 (6)	vs. LMU	2/21/25	2
31 (5)	vs. Rutgers	2/20/25	3
30 (4)	vs. ULM	2/14/25	3
29 (3)	vs. Bradley*	2/8/25	2
28 (2)	vs. Bradley*	2/8/25	2
27 (1)	vs. Lipscomb	2/7/25	2
26 (7)	vs. Texas Tech	3/26/23	2
25 (6)	Wisconsin	3/11/23	2
24 (5)	Louisiana	3/5/23	2
23 (4)	Louisiana*	3/3/23	3
22 (3)	Louisiana*	3/3/23	2
21 (2)	Virginia Tech	2/24/23	2
20 (1)	Lamar	2/15/23	2
19 (12)	vs. Oklahoma State	6/6/22	3
18 (11)	vs. Oklahoma State	6/6/22	3
17 (10)	vs. Arizona	6/5/22	1
16 (9)	at Texas Tech	4/30/22	1
15 (8)	UT Arlington	4/6/22	1
14 (7)	at Kansas	3/26/22	1
13 (6)	Lamar	3/22/22	1
12 (5)	Nicholls*	3/12/22	2
11 (4)	Nicholls*	3/12/22	1
10 (3)	Minnesota	3/12/22	1
9 (2)	at Florida Gulf Coast	2/12/22	2
8 (1)	at Florida Gulf Coast	2/11/22	1
7 (2)	at Iowa State	4/9/21	2
6 (1)	at UT Arlington	4/7/21	2
5 (5)	vs. Fresno State*	2/29/20	1
4 (4)	vs. Fresno State*	2/29/20	1
3 (3)	Lipscomb	2/21/20	1
2 (2)	vs. Tennessee	2/14/20	1
1 (1)	Lamar	2/7/20	3

Carlee Ratcliff

No.	Opponent	Date	RBI
1 (1)	UT Arlington	2/25/24	2

Ella McDowell

No.	Opponent	Date	RBI
7 (7)	at Texas A&M	4/25/25	3
6 (6)	at Florida	4/5/25	2
5 (5)	Kentucky	3/30/25	1
4 (4)	Missouri State	3/2/25	2
3 (3)	Iowa	3/1/25	1
2 (2)	vs. Southern Miss	2/15/25	1
1 (1)	at Texas State	2/6/25	1

Jayden Ramos

No.	Opponent	Date	RBI
1 (1)	Illinois	3/1/25	3

Ataylia Rijo

No.	Opponent	Date	RBI
11 (6)	Oklahoma State	5/17/25	1
10 (5)	South Carolina	4/13/25	2
9 (4)	Central Arkansas	3/18/25	1
8 (3)	Missouri State	3/2/25	4
7 (2)	vs. Cal State Fullerton	2/20/25	2
6 (1)	vs. ULM	2/14/25	1
5 (5)	at Missouri	5/7/23	4
4 (4)	at WKU	4/24/23	1
3 (3)	at Kentucky	4/22/23	3
2 (2)	Texas A&M Corpus Christi	3/3/23	1
1 (1)	vs. Baylor	2/12/23	1

Bri Ellis

No.	Opponent	Date	RBI
74 (26)	Georgia	5/7/28	4
73 (25)	LSU	5/1/25	2
72 (24)	at Texas A&M*	4/26/25	2
71 (23)	at Texas A&M*	4/26/25	1
70 (22)	Colorado State	4/18/25	1
69 (21)	at Central Arkansas	4/15/25	1
68 (20)	at Florida	4/5/25	1
67 (19)	at Florida	4/4/25	3
66 (18)	Kentucky	3/28/25	1
65 (17)	at Tennessee	3/24/25	2
64 (16)	Central Arkansas	3/18/25	3
63 (15)	Oklahoma	3/16/25	2
62 (14)	Oklahoma	3/16/25	2
61 (13)	at Ole Miss	3/9/25	3
60 (12)	at Ole Miss	3/8/25	1
59 (11)	Iowa	3/1/25	1
58 (10)	Illinois	2/28/25	2
57 (9)	vs. UCLA	2/22/25	2
56 (8)	vs. Baylor	2/22/25	3
55 (7)	vs. Southern Miss	2/16/25	4
54 (6)	vs. Southern Miss*	2/15/25	2
53 (5)	vs. Southern Miss*	2/15/25	3
52 (4)	at Louisiana Tech	2/14/25	2
51 (3)	vs. Bradley	2/8/25	2
50 (2)	vs. Lipscomb	2/6/25	2
49 (1)	at Texas State	2/6/25	1
48 (14)	Alabama	4/21/24	2
47 (13)	Missouri	4/5/24	2
46 (12)	at Georgia	3/30/24	3
45 (11)	Mississippi State	3/23/24	1
44 (10)	Auburn	3/16/24	1
43 (9)	Auburn	3/16/24	3
42 (8)	UNI	3/9/24	1
41 (7)	Florida Atlantic	3/1/24	1
40 (6)	South Dakota State	2/29/24	2
39 (5)	Wichita State	2/24/24	2
38 (4)	Illinois State	2/24/24	1
37 (3)	vs. Omaha	2/17/24	1
36 (2)	vs. Long Beach State*	2/16/24	2
35 (1)	vs. Long Beach State*	2/16/24	1
34 (14)	at Clemson	5/21/23	3
33 (13)	vs. Cal State Fullerton	5/19/23	4
32 (12)	at Alabama	4/23/23	1
31 (11)	Jacksonville State	4/19/23	2
30 (10)	at Florida	4/8/23	3
29 (9)	Ole Miss	3/31/23	1
28 (8)	at Georgia	3/10/23	1
27 (7)	Bowling Green	3/5/23	2
26 (6)	Bowling Green	3/3/23	1
25 (5)	Merrimack	2/25/23	1
24 (4)	Merrimack	2/24/23	3
23 (3)	Brown	2/24/23	3
22 (2)	UAB	2/22/23	2
21 (1)	Dayton	2/18/23	1
20 (20)	vs. Louisiana*	5/20/22	1
19 (19)	vs. Louisiana*	5/20/22	2
18 (18)	at Mississippi State	4/24/22	1
17 (17)	at Mississippi State	4/22/22	2
16 (16)	Niagra	4/15/22	2
15 (15)	Niagra	4/15/22	1
14 (14)	Mercer	4/13/22	1

13 (13)	at Arkansas	4/10/22	1
12 (12)	Alabama State	3/30/22	1
11 (11)	at Kentucky*	3/27/22	1
10 (10)	at Kentucky*	3/27/22	1
9 (9)	South Carolina	3/20/22	1
8 (8)	South Carolina	3/19/22	2
7 (7)	Texas A&M	3/13/22	2
6 (6)	North Carolina AT&T	3/5/22	1
5 (5)	Syracuse	2/27/22	2
4 (4)	vs. Texas	2/18/22	3
3 (3)	vs. Texas Tech	2/17/22	3
2 (2)	UMass Lowell	2/13/22	1
1 (1)	St. John's	2/12/22	2

Raigan Kramer

No.	Opponent	Date	RBI
12 (2)	vs. Tennessee	5/8/25	4
11 (1)	vs. Lipscomb	2/6/26	3
10 (3)	at Georgia	4/1/24	1
9 (2)	South Alabama	3/9/24	2
8 (1)	UNI	3/9/24	1
7 (7)	Harvard	5/19/23	4
6 (6)	UAB	4/16/23	3
5 (5)	at Mississippi State	4/2/23	2
4 (4)	North Texas	3/5/23	3
3 (3)	Iowa State	3/4/23	3
2 (2)	Iowa State	3/4/23	1
1 (1)	vs. Indiana	2/18/23	2

Kennedy Miller

No.	Opponent	Date	RBI
12 (4)	LSU	5/1/25	3
11 (3)	Colorado State	4/18/25	3
10 (2)	vs. LMU	2/21/25	1
9 (1)	at Louisiana Tech	2/14/25	1
8 (8)	Ole Miss	5/4/24	1
7 (7)	at Central Arkansas	4/30/24	2
6 (6)	at Auburn*	3/16/24	1
5 (5)	at Auburn*	3/16/24	2
4 (4)	UNI	3/10/24	2
3 (3)	South Dakota State	3/2/24	3
2 (2)	Florida Atlantic*	3/1/24	1
1 (1)	Florida Atlantic*	3/1/24	2

Kailey Wyckoff

No.	Opponent	Date	RBI
23 (7)	Ole Miss	5/23/25	3
22 (6)	Oklahoma	5/9/25	3
21 (5)	LSU	5/1/25	2
20 (4)	Central Arkansas	3/18/25	1
19 (3)	Iowa	2/28/25	2
18 (2)	vs. Rutgers	2/20/25	1
17 (1)	at Texas State	2/6/25	1
16 (7)	vs. Iowa State*	5/8/24	1
15 (6)	vs. Iowa State*	5/8/24	3
14 (5)	Kansas	4/12/24	1
13 (4)	UCF	3/30/24	3
12 (3)	Oklahoma	3/16/24	1
11 (2)	New Mexico	3/12/24	3
10 (1)	at BYU	3/9/24	1
9 (9)	Baylor	4/15/23	1
8 (8)	Iowa State	4/2/23	1
7 (7)	Iowa State	4/1/23	2
6 (6)	vs. Rider	3/17/23	2
5 (5)	Manhattan	3/10/23	1
4 (4)	vs. Santa Clara	2/19/23	1
3 (3)	at UTEP*	2/18/23	2
2 (2)	at UTEP*	2/18/23	1
1 (1)	at UTEP	2/17/23	1

* - Denotes Multi-HR game

ARKANSAS SEASON STATS



2025 Arkansas Season Stats Overall Statistics for Arkansas (as of May 24, 2025) (All games Sorted by Batting avg)



Record: 44-13 Home: 19-6 Away: 12-5 Neutral: 13-2 : 14-10


Player	avg	gp-gs	ab	r	h	2b	3b	hr	rbi	tb	slg%	bb	hp	so	gdp	ob%	sf	sh	sb-att	po	a	e	fld%
77 Bri Ellis	.444	57-57	133	67	59	9	0	26	72	146	1.098	66	12	15	0	.637	4	0	3-3	324	9	4	.988
6 Ella McDowell	.356	57-57	177	39	63	10	1	7	53	96	.542	20	4	11	2	.426	3	0	2-2	44	78	4	.968
23 Reagan Johnson	.353	57-57	201	52	71	6	2	0	11	81	.403	26	2	24	0	.430	1	2	20-22	88	3	0	1.000
46 Kailey Wyckoff	.330	57-57	182	48	60	15	0	7	54	96	.527	24	4	29	0	.409	5	0	2-2	97	7	2	.981
7 Courtney Day	.329	53-52	140	36	46	12	1	16	66	108	.771	36	6	17	4	.476	3	1	0-0	2	0	0	1.000
26 Atalyia Rijo	.325	56-55	154	28	50	10	2	6	38	82	.532	13	7	19	1	.395	3	5	1-1	68	72	5	.966
1 Raigan Kramer	.303	57-56	145	54	44	7	0	2	26	57	.393	51	4	19	1	.488	3	2	2-3	90	0	1	.989
14 Karlie Davison	.277	57-57	148	34	41	11	2	5	23	71	.480	14	8	21	0	.366	2	3	5-5	79	104	2	.989
17 Kennedy Miller	.221	54-53	136	17	30	4	0	4	29	46	.338	14	6	19	1	.318	1	2	1-1	263	32	2	.993

25 Cam Harrison	.455	25-6	11	0	5	3	0	0	4	8	.727	4	0	1	0	.600	0	0	0-0	1	7	0	1.000
34 Jayden Ramos	.375	15-1	16	2	6	1	0	1	8	10	.625	1	1	1	1	.421	1	0	0-0	0	0	0	.000
21 Ava Carter	.357	25-5	14	12	5	1	2	0	6	10	.714	3	0	3	0	.444	1	0	0-0	2	0	0	1.000
15 Spencer Prigge	.286	9-2	7	3	2	0	0	0	0	2	.286	5	1	0	0	.615	0	0	1-1	0	3	0	1.000
28 Carlee Ratcliff	.235	18-2	17	1	4	1	0	0	2	5	.294	4	2	4	0	.435	0	0	0-0	2	0	0	1.000
16 Ramsey Walker	.143	48-1	7	9	1	0	0	0	2	1	.143	1	0	2	0	.222	1	0	0-0	7	0	1	.875
12 Payton Burnham	.000	33-19	8	0	0	0	0	0	1	0	.000	0	0	1	1	.000	1	0	0-0	2	10	2	.857
9 Rylee Cloud	.000	8-1	7	3	0	0	0	0	0	0	.000	2	0	2	0	.222	0	1	0-0	0	3	0	1.000
13 Kasey Wood	.000	31-0	2	16	0	0	0	0	0	0	.000	1	0	2	0	.333	0	0	0-0	0	2	0	1.000
45 Jayden Wells	.000	15-0	1	11	0	0	0	0	0	0	.000	0	0	0	0	.000	0	0	0-0	0	0	0	.000
99 Lexi King	.000	11-0	0	0	0	0	0	0	0	0	.000	0	0	0	0	.000	0	0	0-0	0	2	0	1.000
4 Reis Beuerlein	.000	19-8	0	0	0	0	0	0	0	0	.000	0	0	0	0	.000	0	0	0-0	0	5	0	1.000
11 Robyn Herron	.000	33-24	0	0	0	0	0	0	0	0	.000	0	0	0	0	.000	0	0	0-0	3	13	0	1.000
Totals	.323	57	1506	432	487	90	10	74	395	819	.544	285	57	190	11	.442	29	16	37-40	1072	350	23	.984
Opponents	.214	57	1315	176	282	44	4	38	165	448	.341	174	29	340	16	.317	11	14	33-39	1029	341	73	.949

(All games Sorted by Earned run avg)

Player	era	w-l	app	gs	cg	sho	sv	ip	h	r	er	bb	so	2b	3b	hr	b/avg	wp	hp	bk	sfa	sha
7 Courtney Day	0.00	0-0	1	0	0	0/0	0	1.0	1	0	0	0	1	0	0	0	.250	0	0	0	0	0
12 Payton Burnham	2.40	16-2	28	19	5	4/3	3	113.2	91	44	39	43	90	10	0	13	.216	4	7	0	0	6
99 Lexi King	2.62	3-1	11	0	0	0/5	0	13.1	18	7	5	2	3	4	0	1	.316	0	1	0	0	0
11 Robyn Herron	2.69	18-6	33	24	11	4/2	3	140.2	99	67	54	71	157	18	2	13	.194	11	15	0	3	1
25 Cam Harrison	3.35	4-2	19	6	0	0/1	3	48.0	38	24	23	33	46	4	2	6	.225	7	2	0	4	5
4 Reis Beuerlein	5.16	3-2	19	8	1	1/1	0	40.2	35	34	30	25	43	8	0	5	.230	3	4	0	4	2
Totals	2.96	44-13	57	57	17	15/6	9	357.1	282	176	151	174	340	44	4	38	.214	25	29	0	11	14
Opponents	7.08	13-44	57	57	13	2/0	4	343.0	487	432	347	285	190	90	10	74	.323	26	57	0	29	16

ARKANSAS SEC ONLY SEASON STATS (2024)



2025 Arkansas Season Stats Conference statistics for Arkansas (as of May 03, 2025) (games only Sorted by Batting avg)



Record: 14-10 Home: 7-5 Away: 7-5 : 14-10

Player	avg	gp-gs	ab	r	h	2b	3b	hr	rbi	tb	slg%	bb	hp	so	gdp	ob%	sf	sh	sb-att	po	a	e	fld%
77 Bri Ellis	.397	24-24	58	26	23	1	0	11	29	57	.983	27	7	12	0	.606	2	0	2-2	124	7	0	1.000
23 Reagan Johnson	.381	24-24	84	20	32	1	0	0	5	33	.393	17	1	14	0	.490	0	0	4-5	47	2	0	1.000
6 Ella McDowell	.366	24-24	82	15	30	3	1	3	25	44	.537	8	2	7	2	.435	0	0	0-0	25	28	2	.964
46 Kailey Wyckoff	.272	24-24	81	14	22	8	0	1	18	33	.407	10	2	17	0	.362	1	0	0-0	21	1	1	.957
7 Courtney Day	.266	22-22	64	13	17	4	0	6	21	39	.609	11	4	10	2	.400	1	1	0-0	1	0	0	1.000
26 Aталyia Rijo	.254	24-24	71	7	18	5	1	1	12	28	.394	5	2	8	1	.313	2	4	0-0	38	29	4	.944
1 Raigan Kramer	.236	24-24	72	19	17	2	0	0	6	19	.264	24	2	14	0	.439	0	1	0-0	50	0	1	.980
14 Karlie Davison	.208	24-24	72	9	15	2	1	3	6	28	.389	2	5	15	0	.275	1	2	0-0	40	50	1	.989
17 Kennedy Miller	.158	24-23	57	4	9	0	0	1	8	12	.211	4	4	8	1	.258	1	1	0-0	128	17	1	.993

25 Cam Harrison	.500	11-2	4	0	2	0	0	0	1	2	.500	1	0	1	0	.600	0	0	0-0	0	1	0	1.000
28 Carlee Ratcliff	.222	9-1	9	0	2	0	0	0	0	2	.222	2	1	2	0	.417	0	0	0-0	0	0	0	.000
34 Jayden Ramos	.000	2-1	4	0	0	0	0	0	0	0	.000	0	0	0	1	.000	0	0	0-0	0	0	0	.000
21 Ava Carter	.000	9-1	2	3	0	0	0	0	0	0	.000	0	0	2	0	.000	0	0	0-0	1	0	0	1.000
12 Payton Burnham	.000	13-8	1	0	0	0	0	0	0	0	.000	0	0	0	0	.000	0	0	0-0	2	4	1	.857
16 Ramsey Walker	.000	21-0	1	3	0	0	0	0	0	0	.000	0	0	0	0	.000	0	0	0-0	4	0	1	.800
45 Jayden Wells	.000	4-0	0	4	0	0	0	0	0	0	.000	0	0	0	0	.000	0	0	0-0	0	0	0	.000
99 Lexi King	.000	2-0	0	0	0	0	0	0	0	0	.000	0	0	0	0	.000	0	0	0-0	0	0	0	.000
4 Reis Beuerlein	.000	9-3	0	0	0	0	0	0	0	0	.000	0	0	0	0	.000	0	0	0-0	0	3	0	1.000
13 Kasey Wood	.000	10-0	0	5	0	0	0	0	0	0	.000	0	0	0	0	.000	0	0	0-0	0	0	0	.000
11 Robyn Herron	.000	18-11	0	0	0	0	0	0	0	0	.000	0	0	0	0	.000	0	0	0-0	3	8	0	1.000
Totals	.282	24	662	142	187	26	3	26	131	297	.449	111	30	110	7	.404	8	9	6-7	484	150	12	.981
Opponents	.256	24	622	116	159	26	1	25	111	262	.421	117	14	134	10	.382	6	6	20-24	478	146	28	.957

(games only Sorted by Earned run avg)

Player	era	w-l	app	gs	cg	sho	sv	ip	h	r	er	bb	so	2b	3b	hr	b/avg	wp	hp	bk	sfa	sha
11 Robyn Herron	3.41	7-5	18	11	5	0/1	3	76.0	63	47	37	51	78	10	0	9	.223	6	11	0	2	1
12 Payton Burnham	3.66	6-1	13	8	1	1/1	2	51.2	55	32	27	30	30	10	0	8	.268	3	1	0	0	3
4 Reis Beuerlein	5.35	0-1	9	3	0	0/0	0	17.0	13	15	13	18	12	2	0	2	.210	1	1	0	2	0
25 Cam Harrison	7.88	1-2	8	2	0	0/0	0	16.0	24	18	18	17	14	2	1	5	.364	4	1	0	2	2

99 Lexi King	42.00	0-1	2	0	0	0/0	0	0.2	4	4	4	1	0	2	0	1	.667	0	0	0	0	0
Totals	4.30	14-10	24	24	6	2/1	5	161.1	159	116	99	117	134	26	1	25	.256	14	14	0	6	6
Opponents	4.96	10-14	24	24	6	2/0	3	159.1	187	142	113	111	110	26	3	26	.282	11	30	0	8	9

RESULTS

DATE	OPPONENT	RESULT	SCORE	OVERALL	CONFERENCE	PITCHER OF RECORD	ATTENDANCE	TIME
Feb. 6, 2025	at Texas State	W	3-1	1-0-0	0-0	Herron (W, 1-0)	791	2:05
Feb 7, 2025	vs Lipscomb	W	23-0 (5)	2-0-0	0-0-0	Beuerlein (W 1-0)	781	2:08
Feb 7, 2025	vs Bradley	W	3-1	3-0-0	0-0-0	Burnham (W 1-0)	781	1:51
Feb 8, 2025	vs Bradley	W	9-1 (6)	4-0-0	0-0-0	King (W 1-0)	991	2:00
Feb 8, 2025	vs San Diego	W	2-1	5-0-0	0-0-0	Burnham (W 2-0)	991	2:00
Feb. 14, 2025	vs. ULM	W	11-2 (6)	6-0-0	0-0-0	Burnham (W 3-0)	328	2:30
Feb. 14, 2025	at LA Tech	W	9-1 (5)	7-0-0	0-0-0	Herron (W 2-0)	770	1:34
Feb. 15, 2025	vs. Southern Miss	W	12-4 (6)	8-0-0	0-0-0	King (W, 2-0)	278	2:08
Feb 16, 2025	vs Southern Miss	W	12-3 (5)	9-0-0	0-0-0	Harrison (W, 1-0)	183	2:04
Feb 16, 2025	vs ULM	W	10-0 (5)	10-0-0	0-0-0	Herron (W, 3-0)	274	1:27
Feb 20, 2025	vs Rutgers	W	10-0 (5)	11-0-0	0-0-0	Burnham (W, 4-0)	143	2:07
Feb 20, 2025	vs Cal State Fullerton	W	10-0 (5)	12-0-0	0-0-0	Herron (W, 4-0)	567	1:36
Feb. 21, 2025	vs. Loyola Marymount	W	6-2	13-0-0	0-0-0	Harrison (W, 2-0)	598	2:00
Feb. 22, 2025	vs. Baylor	W	8-0 (5)	14-0-0	0-0-0	Herron (W, 5-0)	646	1:35
Feb. 22, 2025	vs. #4 UCLA	L	9-1 (6)	14-1-0	0-0-0	Burnham (W, 4-1)	1,328	1:40
Feb 28, 2025	IOWA	W	9-0 (5)	15-1-0	0-0-0	Herron (W, 6-0)	2,545	2:10
Feb 28, 2025	ILLINOIS	W	12-4 (6)	16-1-0	0-0-0	Beuerlein (W, 2-0)	2,545	2:00
Mar 01, 2025	IOWA	W	12-0 (5)	17-1-0	0-0-0	Harrison (W, 3-0)	2,881	1:40
Mar 01, 2025	ILLINOIS	W	10-1 (6)	18-1-0	0-0-0	Burnham (W, 5-1)	2,881	2:00
Mar 02, 2025	MISSOURI STATE	W	13-2 (5)	19-1-0	0-0-0	King (W, 3-0)	2,638	1:49
* Mar 07, 2025	at #25 Ole Miss	L	1-9 (6)	19-2-0	0-1-0	Herron (L, 6-1)	902	2:11
* Mar 08, 2025	at #25 Ole Miss	L	3-9	19-3-0	0-2-0	Burnham (L, 5-2)	1,160	2:28
* Mar 09, 2025	at #25 Ole Miss	W	20-3 (5)	20-3-0	1-2-0	Herron (W, 7-1)	969	2:13
* Mar 15, 2025	#1 OKLAHOMA-1	L	0-7	20-4-0	1-3-0	Herron (L, 7-2)	3,124	2:12
* Mar 15, 2025	#1 OKLAHOMA-2	L	4-6	20-5-0	1-4-0	Herron (L, 7-3)	3,178	2:24
* Mar 16, 2025	#1 OKLAHOMA	L	7-10	20-6-0	1-5-0	King (L, 3-1)	3,143	2:35
Mar 18, 2025	UCA	W	6-3	21-6-0	1-5-0	Herron (W, 8-3)	2,392	1:49
* Mar 22, 2025	at #7 Tennessee	W	6-3 (8)	22-6-0	2-5-0	Herron (W, 9-3)	2,062	2:41
* Mar 23, 2025	at #7 Tennessee	W	9-0	23-6-0	3-5-0	Burnham (W, 6-2)	2,040	2:21
* Mar 24, 2025	at #7 Tennessee	L	2-3	23-7-0	3-6-0	Harrison (L, 3-1)	1,746	1:58
* Mar 28, 2025	KENTUCKY	W	5-3	24-7-0	4-6-0	Burnham (W, 6-2)	2,945	2:18
* Mar 29, 2025	KENTUCKY	W	10-2 (5)	25-7-0	5-6-0	Herron (W, 10-3)	3,554	1:38
* Mar 30, 2025	KENTUCKY	W	2-1	26-7-0	6-6-0	Burnham (W, 8-2)	2,679	2:01
* Apr 04, 2025	at #3 Florida	W	4-1	27-7-0	7-6-0	Herron (W, 11-3)	1,890	2:07
* Apr 05, 2025	at #3 Florida	L	7-10 (9)	27-8-0	7-7-0	Herron (L, 11-4)	1,971	3:34
* Apr 06, 2025	at #3 Florida	W	9-5	28-8-0	8-7-0	Harrison (W, 4-1)	1,907	2:26
Apr 07, 2025	at North Florida	W	14-0 (5)	29-8-0	8-7-0	Burnham (W, 9-2)	177	1:50
* Apr 11, 2025	#11 SOUTH CAROLINA	W	10-2 (6)	30-8-0	9-7-0	Herron (W, 12-4)	2,958	2:08
* Apr 12, 2025	#11 SOUTH CAROLINA	L	4-5	30-9-0	9-8-0	Harrison (L, 4-2)	3,535	2:08
* Apr 13, 2025	#11 SOUTH CAROLINA	W	5-4	31-9-0	10-8-0	Herron (W, 13-4)	2,867	2:21
Apr 15, 2025	at UCA	W	7-0	32-9-0	10-8-0	Burnham (W, 10-2)	1,130	1:55
Apr 18, 2025	COLORADO STATE-1	W	14-1 (5)	33-9-0	10-8-0	Herron (W, 14-4)	2,820	1:43
Apr 18, 2025	COLORADO STATE-2	W	8-0 (5)	34-9-0	10-8-0	Beuerlein (W, 3-0)	2,820	1:33
* Apr 25, 2025	at #1/2 Texas A&M	W	7-5	35-9-0	11-8-0	Herron (W, 15-4)	2,332	2:13
* Apr 26, 2025	at #1/2 Texas A&M	W	7-4	36-9-0	12-8-0	Burnham (W, 11-2)	2,418	2:22
* Apr 27, 2025	at #1/2 Texas A&M	L	0-2	36-10-0	12-9-0	Beuerlein (L, 3-1)	2,282	1:44
* May 01, 2025	#10 LSU	W	12-9	37-10-0	13-9-0	Burnham (W, 12-2)	2,897	3:07
* May 02, 2025	#10 LSU	L	2-13	37-11-0	13-10-0	Herron (L, 15-5)	3,689	2:37
* May 03, 2025	#10 LSU	W	6-0	38-11-0	14-10-0	Burnham (W, 13-2)	3,803	1:47
May 07, 2025	at Georgia	W	5-1	39-11-0	14-10-0	Herron (W, 16-5)	1,984	2:02
May 08, 2025	vs #4 Tennessee	W	6-1	40-11-0	14-10-0	Herron (W, 17-5)	1,958	1:56
May 09, 2025	vs #2 Oklahoma	L	8-6	40-12-0	14-10-0	Herron (L, 17-6)	1,898	2:28
May 16, 2025	SAINT LOUIS	W	10-0 (5)	41-12-0	14-10-0	Burnham (W, 14-2)	3,038	1:26
May 17, 2025	#23 Oklahoma State	W	6-5 (8)	42-12-0	14-10-0	Burnham (W, 15-2)	3,041	2:56
May 18, 2025	#23 Oklahoma State	W	12-0 (6)	43-12-0	14-10-0	Herron (W, 18-6)	3,145	2:20
May 23, 2205	#21 Ole Miss	L	9-7	43-13	14-10-0	Beuerlein (L, 3-2)	3,157	2:17

* = Conference game

() extra inning or run-rule game

ARKANSAS GAME-BY-GAME TEAM STATS

BATTING

Date	Opponent	ab	r	h	rbi	2b	3b	hr	tb	bb	ibb	sb	cs	hbp	sac	sf	gdp	k	po	a	e	lob	avg		
Feb 06	at Texas State	25	3	5	3	0	0	3	14	1	0	0	0	0	0	0	0	3	21	6	1	2	200		
Feb 07	vs Lipscomb	30	23	17	21	6	2	3	36	11	0	0	0	2	0	3	0	15	15	0	0	8	400		
Feb 07	vs Bradley	22	3	5	3	1	0	0	6	2	0	2	0	1	0	2	0	1	21	5	0	0	351		
Feb 08	vs Bradley	28	9	9	9	2	0	0	20	8	0	4	0	0	0	0	0	11	18	0	0	10	343		
Feb 08	vs San Diego	21	2	4	2	0	0	0	4	7	0	0	0	1	0	2	0	0	21	0	0	9	317		
Feb 14	vs Louisiana Monroe	28	11	13	11	2	1	2	23	6	0	0	1	0	0	0	1	3	18	7	1	8	344		
Feb 14	at Louisiana Tech	25	9	10	7	2	0	2	18	2	0	0	0	1	0	1	0	1	15	4	0	5	352		
Feb 16	vs Southern Miss	27	12	11	10	5	1	1	21	5	0	1	0	0	0	0	0	1	15	1	0	6	367		
Feb 16	vs Louisiana Monroe	21	10	9	9	4	0	0	13	5	0	1	0	0	0	1	0	2	15	3	0	7	372		
Feb 20	vs Rutgers	26	10	12	7	3	0	2	21	4	0	0	0	1	0	0	0	15	7	1	0	6	380		
Feb 20	vs Cal State Fullerton	21	10	10	10	0	0	1	13	6	0	0	0	2	0	2	0	2	15	7	0	9	387		
Feb 21	vs Loyola Marymount	30	6	8	4	1	0	2	15	6	0	0	0	0	0	0	0	3	21	8	0	10	376		
Feb 22	vs Baylor	21	8	7	8	1	0	1	11	4	0	1	0	0	0	0	0	2	15	5	0	5	374		
Feb 22	vs UCLA	23	1	5	1	1	0	0	9	0	0	0	0	0	0	0	0	6	17	5	1	4	364		
Feb 28	IOWA	17	9	6	9	0	0	0	9	9	0	2	0	0	0	0	0	15	5	3	0	8	364		
Feb 28	ILLINOIS	25	12	8	12	1	1	2	17	5	2	1	0	0	0	1	0	2	18	5	1	4	361		
Mar 01	IOWA	23	12	10	12	4	0	3	23	9	0	1	1	0	1	0	0	2	15	8	0	4	367		
Mar 01	ILLINOIS	25	10	10	10	2	0	1	15	6	3	4	0	1	0	2	0	0	18	11	0	11	368		
Mar 02	MISSOURI STATE	23	13	10	11	2	2	2	20	6	1	0	3	0	3	0	0	0	15	7	0	6	371		
*Mar 07	at Ole Miss	21	1	4	1	0	0	0	4	2	0	0	0	0	1	1	0	5	17	6	2	10	364		
*Mar 08	at Ole Miss	29	3	9	3	2	1	1	16	5	0	0	0	0	0	0	1	7	18	8	2	10	361		
*Mar 09	at Ole Miss	29	20	14	17	1	1	1	20	8	0	0	0	0	4	1	1	4	15	3	0	8	367		
*Mar 15	OKLAHOMA	23	0	3	0	0	1	0	4	1	0	0	0	0	1	1	0	4	21	7	0	4	358		
*Mar 15	OKLAHOMA	25	4	7	4	2	0	0	9	4	0	0	0	0	1	3	0	6	21	7	0	8	365		
*Mar 16	OKLAHOMA	28	7	7	7	1	0	0	3	17	4	0	0	0	0	0	0	7	21	6	1	4	350		
Mar 18	UCA	26	6	8	6	0	0	0	3	18	3	0	0	0	0	0	0	1	21	4	1	6	349		
*Mar 22	at Tennessee	33	6	8	6	1	0	1	12	4	0	0	0	0	1	0	0	10	24	1	0	9	344		
*Mar 23	at Tennessee	31	9	9	9	3	0	2	18	8	0	0	0	0	0	0	0	6	21	3	0	10	341		
*Mar 24	at Tennessee	26	5	6	5	0	0	0	1	8	3	0	0	0	0	0	0	3	18	6	0	5	334		
*Mar 28	KENTUCKY	23	5	6	5	0	0	0	0	0	0	0	0	2	0	0	1	0	3	21	6	0	6	336	
*Mar 29	KENTUCKY	23	10	11	10	0	0	0	3	20	0	0	0	0	2	0	2	1	15	3	0	5	336		
*Mar 30	KENTUCKY	23	2	7	2	0	0	0	1	10	5	0	0	0	0	0	1	0	21	5	0	9	335		
*Apr 04	at Florida	28	4	8	4	2	0	0	1	13	5	0	0	0	0	0	0	2	21	6	0	8	333		
*Apr 05	at Florida	39	7	13	7	1	0	0	2	20	8	0	0	0	2	3	1	5	26	9	1	18	333		
*Apr 06	at Florida	29	9	9	9	4	0	0	1	13	3	0	0	0	1	0	0	3	21	3	0	6	333		
Apr 07	at North Florida	30	14	13	13	4	0	0	17	5	0	5	0	0	0	0	0	0	15	7	0	11	333		
*Apr 11	SOUTH CAROLINA	24	10	7	10	3	1	0	12	8	0	0	0	1	0	0	0	1	7	18	6	0	6	336	
*Apr 12	SOUTH CAROLINA	31	4	9	3	1	0	0	10	3	0	0	1	0	0	0	0	3	21	13	0	9	333		
*Apr 13	SOUTH CAROLINA	26	5	8	4	0	0	0	2	14	4	0	0	0	0	1	0	0	1	21	8	0	8	333	
Apr 15	at UCA	31	7	12	7	4	0	0	1	19	1	0	0	0	0	0	1	1	21	5	0	6	334		
Apr 18	COLORADO STATE	19	14	10	14	1	0	0	7	10	0	1	0	0	0	0	2	1	2	15	4	1	5	338	
Apr 18	COLORADO STATE	21	8	10	7	0	0	0	0	7	0	0	0	0	0	0	0	0	1	15	7	0	7	338	
*Apr 25	at Texas A&M	32	7	9	5	0	0	0	2	15	1	0	0	0	2	0	0	1	4	21	7	1	7	336	
*Apr 26	at Texas A&M	34	7	12	6	0	0	0	2	18	3	0	1	0	0	0	0	0	2	21	6	1	9	336	
*Apr 27	at Texas A&M	23	0	4	0	0	0	0	4	4	0	1	0	0	2	0	0	2	15	18	9	0	8	333	
*May 01	LSU	30	12	9	12	1	0	0	4	22	9	0	0	0	1	0	0	0	4	21	8	1	10	333	
*May 02	LSU	27	6	7	4	1	0	0	8	6	0	0	0	0	1	3	4	0	2	15	7	0	12	329	
*May 03	LSU	27	6	7	4	1	0	0	8	6	0	0	0	0	0	0	0	2	21	6	0	11	328		
May 07	at Georgia	24	5	5	5	0	0	2	11	5	1	0	0	0	1	0	0	0	3	21	10	0	6	325	
May 08	vs Tennessee	30	6	7	4	1	0	0	1	11	2	0	0	0	0	0	0	0	10	21	5	2	5	323	
May 09	vs Oklahoma	28	6	9	5	1	0	0	1	13	6	0	0	0	0	0	1	1	0	3	19	8	0	9	323
May 16	SAINT LOUIS	20	10	8	10	1	0	0	9	7	0	2	0	0	0	0	0	4	15	6	0	5	324		
May 17	OKLAHOMA STATE	32	6	12	5	2	0	1	16	7	0	0	0	0	0	0	0	1	24	7	0	11	325		
May 18	OKLAHOMA STATE	35	12	14	12	4	0	1	21	2	0	0	0	0	1	0	0	5	18	8	0	8	327		
May 23	OLE MISS	30	7	8	6	2	0	0	2	16	9	0	0	0	2	0	0	6	21	5	1	13	325		
May 24	OLE MISS	28	4	6	2	1	0	0	0	7	4	0	0	0	0	0	0	5	21	4	0	7	323		
Totals		1506	432	487	395	90	10	74	819	285	10	37	3	57	16	29	11	190	1072	350	23	433	.323		

PITCHING

Date	Opponent	ip	h	r	er	bb	so	2b	3b	hr	wp	bk	hbp	dp	ibb	score	w-l	sv	era	
Feb 06	at Texas State	7.0	3	1	0	4	7	0	0	0	2	0	0	0	0	3-1	1-0		0.00	
Feb 07	vs Lipscomb	5.0	3	0	0	1	5	0	0	0	0	0	0	0	0	23-0	2-0	1	0.00	
Feb 07	vs Bradley	7.0	3	1	1	2	9	0	0	0	1	0	0	1	0	3-1	3-0	2	0.37	
Feb 08	vs Bradley	6.0	3	1	1	1	6	0	0	0	0	0	0	0	1	9-1	4-0	1	0.56	
Feb 08	vs San Diego	7.0	3	1	1	10	0	0	0	0	0	0	0	0	0	2-1	5-0	2	0.66	
Feb 14	vs Louisiana Monroe	2.0	2	1	1	5	0	0	0	0	2	0	1	0	0	11-2	6-0	0	0.74	
Feb 14	at Louisiana Tech	5.0	3	1	1	7	0	0	0	1	0	0	0	0	0	9-1	7-0	2	0.81	
Feb 16	vs Southern Miss	5.0	3	3	3	6	11	0	0	1	0	0	0	0	0	12-3	9-0	2	1.56	
Feb 16	vs Louisiana Monroe	5.0	0	0	0	2	11	0	0	0	0	0	0	0	0	10-0	10-0	2	1.42	
Feb 20	vs Rutgers	5.0	2	0	0	0	5	0	0	0	0	0	0	1	0	10-0	11-0	2	1.31	
Feb 20	vs Cal State Fullerton	5.0	1	0	0	0	8	0	0	0	0	0	0	0	0	12-0	12-0	1	1.22	
Feb 21	vs Loyola Marymount	7.0	5	2	2	6	9	1	0	0	0	0	0	0	0	6-2	13-0	2	1.29	
Feb 22	vs Baylor	5.0	1	0	0	0	6	0	0	0	0	0	0	1	0	8-0	14-0	2	1.21	
Feb 22	vs UCLA	5.2	10	9	9	3	3	1	0	1	0	0	2	0	1	1-9	14-1	2	1.86	
Feb 28	IOWA	5.0	1	0	0	1	6	0	0	0	0	0	0	1	0	0	15-1	9-0	2	1.76
Feb 28	ILLINOIS	6.0	3	4	2	1	14	0	0	0	1	0	0	0	0	12-4	16-1	3	1.79	
Mar 01	IOWA	5.0	4	0	0	4	4	0	0	0	0	0	0	0	3	0	12-0	17-1	3	1.70
Mar 01	ILLINOIS	6.0	4	1	1	2	4	0	0	0	0	0	0	0	0	10-1	18-1	3	1.67	
Mar 02	MISSOURI STATE	5.0	7	2	2	0	7	2	0	0	0	0	0	0	0	13-2	19-1	3	1.72	
*Mar 07	at Ole Miss	5.2	9	9	7	3	5	2	0	1	2		2	0	0	1-9	19-2	3	2.05	
*Mar 08	at Ole Miss	6.0	10	9	6	2	5	2	1	1	2		2	0	0	1-9	19-3	3	2.29	
*Mar 09	at Ole Miss	5.0	5	3	3	6	2	0	0	1	1	0	0	1	0	20-3	20-3	3	2.36	
*Mar 15	OKLAHOMA	7.0	9	7	7	8	7	1	0	1	0	0	1	1	0	0-7	20-4	3	2.60	
*Mar 15	OKLAHOMA	7.0	7	6	6	5	4	3	0	2	0	0	1	0	0	4-6	20-5	3	2.76	
*Mar 16	OKLAHOMA	7.0	10	10	9	1	6	3	0	3	1	0	1	0	0	7-10	20-6	3	3.05	
Mar 18	UCA	8.0	5	3	2	1	8	2	0	0	0	0	0	0	0	6-3	21-6	4	3.01	
*Mar 22	at Tennessee	7.0	5	3	0	4	5	1	0	0	0	0	1	0	0	22-6	23-6	4	2.99	
*Mar 23	at Tennessee	8.0	5	3	0	4	5	1	0	0	0	0	1	0	0	9-0	23-6	4	2.89	
*Mar 24	at Tennessee	6.0	7	3	3	5	7	1	0	0	1	0	0	1	0	2-3	23-7	4	2.89	
*Mar 28	KENTUCKY	7.0	3	3	3	3	5	7	1	0	1	1	0	0	0	5-3	24-7	5	2.89	
*Mar 29	KENTUCKY	5.0	7	2	1	1	6	0	0	0	0	0	0	0	0	10-2	25-7	5	2.85	
*Mar 30	KENTUCKY	7.0	4	1	1	2	4	0	0	0	1	0	0	0	0	2-1	26-7	5	2.79	
*Apr 04	at Florida	7.0	4	1	0	3	4	0	0	0	0	0	0	0	0	27-1	27-1	7	2.73	
*Apr 05	at Florida	8.2	5	10	6	6	6	0	0	3	1	0	2	1	0	7-10	27-8	5	2.81	
*Apr 06	at Florida	7.0	6	5	5	7	5	0	0	2	0	0	0	0	0	9-5	28-8	6	2.88	
Apr 07	at North Florida	5.0	3	0	0	0	5	0	0	0	0	0	0	0	0	14-0	29-8	6	2.82	
*Apr 11	SOUTH CAROLINA	6.0	3	2	2	4	9	1	0	0	0	0	0	0	0	10-2	30-8	6	2.81	
*Apr 12	SOUTH CAROLINA	7.0	4	4	4	3	7	1	0	0	0	0	1	0	0	4-5	30-9	6	2.87	
*Apr 13	SOUTH CAROLINA	7.0	4	4	4	3	7	1	0	1	0	0	0	1	3	5-4	31-9	6	2.90	
Apr 15	at UCA	7.0	4	0	0	2	9	0	0	0	0	0	0	0	0	7-0	32-9	6	2.82	
Apr 18	COLORADO STATE	5.0	3	1	1	1	7	2	0	0	0	0	0	1	0	8-1	33-9	6	2.79	
Apr 18	COLORADO STATE	5.0	0	0	0	0	2	0	0	0	0	0	0	0	0	14-0	34-9	7	2.74	
*Apr 25	at Texas ASM	7.0	6	5	4	4	3	0	1	0	1	0	0	0	0	7-5	35-9	7	2.77	
*Apr 26	at Texas ASM	7.0	6	2	2	4	3	0	0	0	0	0	0	0	0	7-4	36-9	8	2.77	
*Apr 27	at Texas ASM	6.0	6	4	1	1	1	0	0	1	1	0	1	1	0	0-2	36-10	8	2.77	
*May 01	LSU	7.0	11	9	7	12	3	1	0	1	0	0	1	0	0	12-9	37-10	9	2.87	
*May 02	LSU	7.0	13	13	1	1	8	9	3	0	1	2	0	0	0	2-13	37-11	9	3.06	
*May 03	LSU	7.0	4	0	0	2	6	2	0	0	0	0	0	2	0	6-0	38-11	9	2.99	
May 07	at Georgia	7.0	4	1	1	1	0	0	0	0	0	0	0	0	0	5-1	39-11	9	2.88	
May 08	vs Tennessee	7.0	6	1	0	0	9	0	0	0	2	0	0	0	0	4-1	40-11	9	2.88	
May 09	vs Oklahoma	6.1	11	8	8	1	3	2	0	6	1	0	1	1	0	6-8	40-12	9	3.00	
May 16	SAINT LOUIS	5.0	0	0	0	1	6	0	0	0	0	0	1	0	0	10-0	41-12	9	2.95	
May 17	OKLAHOMA STATE	8.0	7	5	5	4	3	2	1	0	0	0	0	0	0	6-5	42-12	9	2.99	
May 18	OKLAHOMA STATE	6.0	9	9	5	1	2	0	0	0	0	0	1	1	0	12-0	43-12	9	2.94	
May 23	OLE MISS	7.0	9	9	7	5	7	4	0	0	0	0	0	0	0	7-9	43-13	9	3.02	
May 24	OLE MISS	7.0	3	0	0	1	7	0	0	0	0	0	0	0	0	4-0	44-13	9	2.96	
Totals		357.1	282	176	151	174	340	44	4	38	25	0	29	22	3	432-176	43-13	9	2.96	

HOME RUN TRACKER

#	DATE	PLAYER	OPPONENT	SITE	# OF RUNS	INNING	LINEUP SPOT	GAME RESULT
1	2-6-25	Bri Ellis	at Texas State	San Marcos, Texas	1	2	4	W, 3-1
2	2-6-25	Kailey Wyckoff!	at Texas State	San Marcos, Texas	1	6	2	W, 3-1
3	2-6-25	Ella McDowell!	at Texas State	San Marcos, Texas	1	6	2	W, 3-1
4	2-7-25	Raigan Kramer	vs. Lipscomb	San Marcos, Texas	3	3	6	W, 23-0 (5)
5	2-7-25	Bri Ellis	vs. Lipscomb	San Marcos, Texas	2	4	4	W, 23-0 (5)
6	2-7-25	Courtney Day	vs. Lipscomb	San Marcos, Texas	2	5	8	W, 23-0 (5)
7	2-8-25	Courtney Day	vs. Bradley	San Marcos, Texas	2	3	7	W, 9-1 (6)
8	2-8-25	Bri Ellis	vs. Bradley	San Marcos, Texas	2	6	4	W, 9-1 (6)
9	2-8-25	Courtney Day	vs. Bradley	San Marcos, Texas	6	6	7	W, 9-1 (6)
10	2-14-25	Atalyia Rijo	vs. ULM	Ruston, La.	1	3	9	W, 11-2 (6)
11	2-14-25	Courtney Day	vs. ULM	Ruston, La.	3	3	7	W, 11-2 (6)
12	2-14-25	Bri Ellis	at LA Tech	Ruston, La.	2	4	4	W, 9-1 (5)
13	2-14-25	Kennedy Miller	at LA Tech	Ruston, La.	1	5	7	W, 9-1 (5)
14	2-15-25	Bri Ellis	vs. Southern Miss	Ruston, La.	3	1	4	W, 12-4 (6)
15	2-15-25	Ella McDowell	vs. Southern Miss	Ruston, La.	1	2	3	W, 12-4 (6)
16	2-15-25	Bri Ellis	vs. Southern Miss	Ruston, La.	2	3	4	W, 12-4 (6)
17	2-16-25	Bri Ellis+	vs. Southern Miss	Ruston, La.	4	4	4	W, 12-3 (5)
18	2-20-25	Kailey Wyckoff	vs. Rutgers	Cathedral City, Calif.	1	3	2	W, 10-0 (5)
19	2-20-25	Courtney Day	vs. Rutgers	Cathedral City, Calif.	3	6	5	W, 10-0 (5)
20	2-20-25	Atalyia Rijo	vs. Cal State Fullerton	Cathedral City, Calif.	2	2	6	W, 10-0 (5)
21	2-21-25	Courtney Day	vs. Loyola Marymount	Cathedral City, Calif.	3	5	2	W, 6-2
22	2-21-25	Kennedy Miller	vs. Loyola Marymount	Cathedral City, Calif.	1	7	7	W, 6-2
23	2-22-25	Bri Ellis	vs. Baylor	Cathedral City, Calif.	3	2	4	W, 8-0 (5)
24	2-22-25	Bri Ellis	vs. UCLA	Cathedral City, Calif.	1	4	4	L, 9-1 (6)
25	2-28-25	Kailey Wyckoff^	Iowa	Fayetteville	2	5	2	W, 9-0 (5)
26	2-28-25	Bri Ellis	Illinois	Fayetteville	2	1	3	W, 12-4 (6)
27	2-28-25	Courtney Day	Illinois	Fayetteville	4	6	4	W, 12-4 (6)
28	3-1-25	Bri Ellis	Iowa	Fayetteville	1	1	3	W, 12-0 (5)
30	3-1-25	Courtney Day^	Iowa	Fayetteville	3	2	4	W, 12-0 (5)
31	3-1-25	Jayden Ramos**	Illinois	Fayetteville	3	6	1	W, 10-1 (6)
32	3-2-25	Ella McDowell	Missouri State	Fayetteville	2	2	6	W, 13-2 (5)
33	3-2-25	Atalyia Rijo^	Missouri State	Fayetteville	4	6	5	W, 13-2 (5)
34	3-8-25	Bri Ellis	at Ole Miss	Oxford, Miss.	1	5	3	L, 9-3
35	3-9-25	Bri Ellis	at Ole Miss	Oxford, Miss.	3	3	3	W, 20-3 (5)
36	3-16-25	Courtney Day	Oklahoma	Fayetteville	3	1	5	L, 10-7
37	3-16-25	Bri Ellis	Oklahoma	Fayetteville	2	3	4	L, 10-7
38	3-16-25	Bri Ellis	Oklahoma	Fayetteville	2	5	4	L, 10-7
39	3-18-25	Kailey Wyckoff	Central Arkansas	Fayetteville	1	1	3	W, 6-3
40	3-18-25	Bri Ellis	Central Arkansas	Fayetteville	3	3	4	W, 6-3
41	3-18-25	Atalyia Rijo	Central Arkansas	Fayetteville	1	4	7	W, 6-3
42	3-22-25	Courtney Day	at Tennessee	Knoxville, Tenn.	2	5	2	W, 6-3 (8)
43	3-23-25	Karlie Davison	at Tennessee	Knoxville, Tenn.	2	3	8	W, 9-0
44	3-23-25	Courtney Day	at Tennessee	Knoxville, Tenn.	1	7	5	W, 9-0
45	3-24-25	Bri Ellis	at Tennessee	Knoxville, Tenn.	1	1	4	L, 3-2
46	3-29-25	Courtney Day	Kentucky	Fayetteville	2	1	4	W, 10-2 (5)
47	3-29-25	Bri Ellis	Kentucky	Fayetteville	1	4	3	W, 10-2 (5)
48	3-29-25	Karlie Davison	Kentucky	Fayetteville	1	5	8	W, 10-2 (5)
49	3-30-25	Ella McDowell	Kentucky	Fayetteville	1	6	6	W, 2-1
50	4-4-25	Bri Ellis	at Florida	Gainesville, Fla.	3	1	3	W, 4-1
51	4-5-25	Ella McDowell	at Florida	Gainesville, Fla.	3	3	5	L, 10-7 (9)
52	4-5-25	Bri Ellis	at Florida	Gainesville, Fla.	1	9	1	L, 10-7 (9)
53	4-13-25	Atalyia Rijo	South Carolina	Fayetteville	2	2	7	W, 5-4
54	4-13-25	Karlie Davison	South Carolina	Fayetteville	1	4	8	W, 5-4
55	4-16-25	Bri Ellis	at Central Arkansas	Conway, Ark.	1	5	3	W, 7-0
56	4-18-25	Bri Ellis	Colorado State	Fayetteville	1	1	3	W, 14-1 (5)
57	4-18-25	Kennedy Miller	Colorado State	Fayetteville	3	2	9	W, 14-1 (5)
58	4-18-25	Courtney Day	Colorado State	Fayetteville	3	2	6	W, 14-1 (5)
59	4-25-25	Courtney Day	at Texas A&M	College Station, Texas	1	2	6	W, 7-5
60	4-25-25	Ella McDowell	at Texas A&M	College Station, Texas	3	5	4	W, 7-5
61	4-26-25	Bri Ellis	at Texas A&M	College Station, Texas	1	4	3	W, 7-4
62	4-26-25	Bri Ellis	at Texas A&M	College Station, Texas	2	6	3	W, 7-4
63	5-1-25	Bri Ellis	LSU	Fayetteville	2	1	3	W, 12-9
64	5-1-25	Kailey Wyckoff	LSU	Fayetteville	2	1	5	W, 12-9
65	5-1-25	Kennedy Miller	LSU	Fayetteville	3	1	9	W, 12-9
66	5-1-25	Courtney Day	LSU	Fayetteville	3	5	6	W, 12-9
67	5-7-25	Courtney Day	at Georgia	Athens, Ga.	1	5	6	W, 5-1
68	5-7-25	Bri Ellis\$+	at Georgia	Athens, Ga.	4	7	3	W, 5-1
69	5-8-25	Raigan Kramer +	vs. Tennessee	Athens, Ga.	4	7	2	W, 6-1
70	5-9-25	Kailey Wyckoff	vs. Tennessee	Athens, Ga.	2	3	5	L, 8-6
71	5-17-25	Atalyia Rijo	Oklahoma State	Fayetteville	1	6	8	W, 6-5 (8)
72	5-18-25	Karlie Davison	Oklahoma State	Fayetteville	3	6	9	W, 12-0 (6)
73	5-23-25	Kailey Wyckoff	Ole Miss	Fayetteville	3	1	5	L, 9-7
74	5-23-25	Karlie Davison	Ole Miss	Fayetteville	1	5	9	L, 9-7

! - back-to-back | * - pinch hitter | # - go ahead | \$ - walk off | + - grand slam | ^ - run-rule walk-off

GAME HIGHS

TEAM GAME HIGHS

Hitting
At bats: 39 - at Florida (Apr 05, 2025)
Runs scored: 23 - vs Lipscomb (Feb 07, 2025 at San Marcos, Texas)
Hits: 17 - vs Lipscomb (Feb 07, 2025 at San Marcos, Texas)
RBIs: 21 - vs Lipscomb (Feb 07, 2025 at San Marcos, Texas)
Doubles: 6 - vs Lipscomb (Feb 07, 2025 at San Marcos, Texas)
Triples: 2 - vs Lipscomb (Feb 07, 2025 at San Marcos, Texas)
Home runs: 4 - vs LSU (May 1, 2025)
Total bases: 36 - vs Lipscomb (Feb 07, 2025 at San Marcos, Texas)
Walks: 11 - vs Lipscomb (Feb 07, 2025 at San Marcos, Texas)
Strikeouts: 10 - (2 Times)
Sac hits: 3 - (2 Times)
Sac flies: 3 - vs Lipscomb (Feb 07, 2025 at San Marcos, Texas)
Stolen bases: 4 - (2 Times)
Hit by pitch: 4 - at Ole Miss (March 7, 2025)
Runners LOB: 18 - at Florida (Apr 05, 2025)
Hit into DP: 2 - vs San Diego (Feb 08, 2025 at San Marcos, Texas)

Fielding
Assists: 11 - (2 Times)
Errors: 2 - (4 Times)
DPs turned: 3 - vs Iowa (Mar 01, 2025)

Pitching
Innings pitched: 8.2 - at Florida (Apr 05, 2025)
Runs allowed: 13 - vs LSU (May 2, 2025)
Earned runs: 9 - (2 Times)
Walks allowed: 12 - vs LSU (May 1, 2025)
Strikeouts: 16 - at Tennessee (Mar 22, 2025)
Hits allowed: 13 - vs (2 Times)
Doubles allowed: 3 - vs Oklahoma (Mar 15, 2025)
Triples allowed: 1 - (2 Times)
Homers allowed: 6 - vs Oklahoma (May 9, 2025)
Wild pitches: 2 - (3 Times)
Hit batters: 2 - (3 Times)

INDIVIDUAL GAME HIGHS

Hitting
At bats: 6 - Raigan Kramer at Florida (Apr 05, 2025)
Runs scored: 3 - (17 Times)
Hits: 4 - (3 Times)
RBIs: 6 - Courtney Day vs. Illinois (Feb 28, 2025)
Doubles: 2 - (3 Times)
Triples: 1 - (10 Times)
Home runs: 2 - (4 Times)
Total bases: 9 - Bri Ellis vs Oklahoma (Mar 16, 2025)
Walks: 4 - (4 Times)
Strikeouts: 3 - (4 Times)
Sac hits: 2 - Atalyia Rijo vs Oklahoma (Mar 15, 2025)
Sac flies: 1 - (29 Times)
Stolen bases: 3 - Reagan Johnson vs Illinois (Mar 1, 2025)
Hit by pitch: 2 - (2 Times)
Runners LOB: 7 - Ella McDowell vs Illinois (Mar 01, 2025)

Fielding
Putouts: 15 - Kennedy Miller at Tennessee (Mar 22, 2025)
Assists: 6 - Karlie Davison (2 Times)
Errors: 1 - (22 Times)

Pitching
Innings pitched: 8.0 - Robyn Herron at Tennessee (Mar 22, 2025)
Runs allowed: 7 - Robyn Herron vs Oklahoma (Mar 15, 2025)
Earned runs: 7 - Robyn Herron vs Oklahoma (Mar 15, 2025)
Walks allowed: 8 - Robyn Herron vs Oklahoma (Mar 15, 2025)
Strikeouts: 16 - Robyn Herron at Tennessee (Mar 22, 2025)
Hits allowed: 8 - Payton Burnham vs South Carolina (April 12, 2025)
Doubles allowed: 2 - (3 Times)
Triples allowed: 1 - (3 Times)
Homers allowed: 4 - Payton Burnham vs Oklahoma (May 9, 2025)
Wild pitches: 2 - Cam Harrison vs Louisiana Monroe (Feb 14, 2025)
Hit batters: 2 - Payton Burnham vs UCLA (Feb 22, 2025)

GAME BY GAME STARTERS | BY POSITION

DATE	OPPONENT	SP	C	1B	2B	3B	SS	LF	CF	RF	DP
F6	at Texas State	Herron	Miller	Ellis	Davison	McDowell	Rijo	Kramer	Johnson	Wyckoff	Day
F7	vs. Lipscomb	Beuerlein	Wyckoff	Ellis	Davison	Cloud	McDowell	Kramer	Johnson	Carter	Miller
F7	vs. Bradley	Burnham	Miller	Ellis	Davison	McDowell	Rijo	Kramer	Johnson	Wyckoff	Prigge
F8	vs. Bradley	Herron	Miller	Ellis	Davison	McDowell	Prigge	Kramer	Johnson	Wyckoff	Day
F8	vs. San Diego	Harrison	Wyckoff	Ellis	Davison	McDowell	Rijo	Carter	Johnson	Day	Miller
F14	vs. ULM	Burnham	Miller	Ellis	Davison	McDowell	Rijo	Kramer	Johnson	Wyckoff	Day
F14	at LA Tech	Herron	Miller	Ellis	Davison	McDowell	Rijo	Kramer	Johnson	Wyckoff	Day
F15	vs. Southern Miss	Beuerlein	Wyckoff	Ellis	Davison	McDowell	Rijo	Kramer	Johnson	Walker	Day
F16	vs. Southern Miss	Harrison	Wyckoff	Ellis	Davison	McDowell	Rijo	Kramer	Johnson	Carter	Day
F16	vs. ULM	Herron	Wyckoff	Ellis	Davison	McDowell	Rijo	Kramer	Johnson	Carter	Day
F20	vs. Rutgers	Burnham	Wyckoff	Ellis	Davison	McDowell	Rijo	Kramer	Johnson	Day	Miller
F20	vs. Cal State Fullerton	Herron	Miller	Ellis	Davison	McDowell	Rijo	Kramer	Johnson	Wyckoff	Day
F21	vs. Loyola Marymount	Harrison	Wyckoff	Ellis	Davison	McDowell	Rijo	Kramer	Johnson	Day	Miller
F22	vs. Baylor	Herron	Miller	Ellis	Davison	McDowell	Rijo	Kramer	Johnson	Wyckoff	Day
F22	vs. UCLA	Burnham	Miller	Ellis	Davison	McDowell	Rijo	Kramer	Johnson	Wyckoff	Day
F28	Iowa	Herron	Miller	Ellis	Davison	McDowell	Rijo	Kramer	Johnson	Wyckoff	Day
F28	Illinois	Beuerlein	Wyckoff	Ellis	Davison	McDowell	Rijo	Kramer	Johnson	Day	Miller
M1	Iowa	Harrison	Miller	Ellis	Davison	McDowell	Rijo	Kramer	Johnson	Day	Wyckoff
M1	Illinois	Harrison	Miller	Ellis	Davison	McDowell	Rijo	Kramer	Johnson	Day	Wyckoff
M2	Missouri State	Beuerlein	Miller	Ellis	Davison	McDowell	Rijo	Kramer	Johnson	Wyckoff	Day
M7	at Ole Miss	Herron	Miller	Ellis	Davison	McDowell	Rijo	Kramer	Johnson	Wyckoff	Day
M8	at Ole Miss	Burnham	Wyckoff	Ellis	Davison	McDowell	Rijo	Kramer	Johnson	Day	Miller
M9	at Ole Miss	Herron	Miller	Ellis	Davison	McDowell	Rijo	Kramer	Johnson	Wyckoff	Day
M15	Oklahoma	Herron	Miller	Ellis	Davison	McDowell	Rijo	Kramer	Johnson	Wyckoff	Day
M15	Oklahoma	Burnham	Miller	Ellis	Davison	McDowell	Rijo	Kramer	Johnson	Wyckoff	Day
M16	Oklahoma	Harrison	Miller	Ellis	Davison	McDowell	Rijo	Kramer	Johnson	Wyckoff	Day
M18	Central Arkansas	Herron	Miller	Ellis	Davison	McDowell	Rijo	Kramer	Johnson	Wyckoff	Day
M22	at Tennessee	Herron	Miller	Ellis	Davison	McDowell	Rijo	Kramer	Johnson	Wyckoff	Day
M23	at Tennessee	Burnham	Miller	Ellis	Davison	McDowell	Rijo	Kramer	Johnson	Wyckoff	Day
M24	at Tennessee	Harrison	Miller	Ellis	Davison	McDowell	Rijo	Kramer	Johnson	Wyckoff	Day
M28	Kentucky	Burnham	Miller	Ellis	Davison	McDowell	Rijo	Kramer	Johnson	Wyckoff	Day
M29	Kentucky	Herron	Miller	Ellis	Davison	McDowell	Rijo	Kramer	Johnson	Wyckoff	Day
M30	Kentucky	Beuerlein	Miller	Ellis	Davison	McDowell	Rijo	Kramer	Johnson	Wyckoff	Day
A4	at Florida	Herron	Miller	Ellis	Davison	McDowell	Rijo	Kramer	Johnson	Wyckoff	Day
A5	at Florida	Burnham	Miller	Ellis	Davison	McDowell	Rijo	Kramer	Johnson	Wyckoff	Ratcliff
A6	at Florida	Beuerlein	Wyckoff	Ellis	Davison	McDowell	Rijo	Kramer	Johnson	Wyckoff	Ramos
A7	at North Florida	Burnham	Miller	Ellis	Davison	McDowell	Rijo	Kramer	Johnson	Wyckoff	Ratcliff
A11	South Carolina	Herron	Miller	Ellis	Davison	McDowell	Rijo	Kramer	Johnson	Wyckoff	Day
A12	South Carolina	Burnham	Miller	Ellis	Davison	McDowell	Rijo	Kramer	Johnson	Wyckoff	Day
A13	South Carolina	Herron	Miller	Ellis	Davison	McDowell	Rijo	Kramer	Johnson	Wyckoff	Day
A15	at Central Arkansas	Burnham	Miller	Ellis	Davison	McDowell	Rijo	Kramer	Johnson	Wyckoff	Day
A18	Colorado State	Herron	Miller	Ellis	Davison	McDowell	Rijo	Kramer	Johnson	Wyckoff	Day
A18	Colorado State	Beuerlein	Miller	Ellis	Davison	McDowell	Rijo	Kramer	Johnson	Wyckoff	Day
A25	at Texas A&M	Herron	Miller	Ellis	Davison	McDowell	Rijo	Kramer	Johnson	Wyckoff	Day
A26	at Texas A&M	Burnham	Miller	Ellis	Davison	McDowell	Rijo	Kramer	Johnson	Wyckoff	Day
A27	at Texas A&M	Beuerlein	Miller	Ellis	Davison	McDowell	Rijo	Kramer	Johnson	Wyckoff	Day
M1	LSU	Herron	Miller	Ellis	Davison	McDowell	Rijo	Kramer	Johnson	Wyckoff	Day
M2	LSU	Herron	Miller	Ellis	Davison	McDowell	Rijo	Kramer	Johnson	Wyckoff	Day
M3	LSU	Burnham	Miller	Ellis	Davison	McDowell	Rijo	Kramer	Johnson	Wyckoff	Day
M7	at Georgia	Burnham	Miller	Ellis	Davison	McDowell	Rijo	Kramer	Johnson	Wyckoff	Day
M8	vs. Tennessee	Herron	Miller	Ellis	Davison	McDowell	Rijo	Kramer	Johnson	Wyckoff	Day
M9	vs. Oklahoma	Herron	Miller	Ellis	Davison	McDowell	Rijo	Kramer	Johnson	Wyckoff	Day
M16	Saint Louis	Burnham	Miller	Ellis	Davison	McDowell	Rijo	Kramer	Johnson	Wyckoff	Day
M17	Oklahoma State	Herron	Miller	Ellis	Davison	McDowell	Rijo	Kramer	Johnson	Wyckoff	Day
M18	Oklahoma State	Herron	Miller	Ellis	Davison	McDowell	Rijo	Kramer	Johnson	Wyckoff	Day
M23	Ole Miss	Herron	Miller	Ellis	Davison	McDowell	Rijo	Kramer	Johnson	Wyckoff	Day
M24	Ole Miss	Burnham	Miller	Ellis	Davison	McDowell	Rijo	Kramer	Johnson	Wyckoff	Day

GAME BY GAME STARTERS | BY BATTING ORDER

DATE	OPPONENT	1	2	3	4	5	6	7	8	9	FLEX/P
F6	at Texas State	Johnson	Wyckoff	McDowell	Ellis	Miller	Day	Kramer	Davison	Rijo	Herron
F7	vs. Lipscomb	Johnson	Wyckoff	McDowell	Ellis	Miller	Kramer	Davison	Carter	Cloud	Beuerlein
F7	vs. Bradley	Johnson	Wyckoff	McDowell	Ellis	Miller	Kramer	Rijo	Davison	Prigge	Burnham
F8	vs. Bradley	Johnson	Wyckoff	McDowell	Ellis	Miller	Kramer	Day	Prigge	Davison	Herron
F8	vs. San Diego	Johnson	Wyckoff	McDowell	Ellis	Miller	Day	Carter	Harrison	Rijo	Davison
F14	vs. ULM	Johnson	Wyckoff	McDowell	Ellis	Miller	Kramer	Day	Burnham	Rijo	Davison
F15	at LA Tech	Johnson	Wyckoff	McDowell	Ellis	Day	Kramer	Miller	Rijo	Davison	Herron
F15	vs. Southern Miss	Johnson	Wyckoff	McDowell	Ellis	Day	Kramer	Rijo	Walker	Davison	Beuerlein
F16	vs. Southern Miss	Johnson	Wyckoff	McDowell	Ellis	Day	Kramer	Rijo	Davison	Carter	Beuerlein
F16	vs. ULM	Johnson	Wyckoff	McDowell	Ellis	Day	Kramer	Rijo	Davison	Carter	Herron
F20	vs. Rutgers	Johnson	Wyckoff	McDowell	Ellis	Day	Rijo	Miller	Kramer	Davison	Burnham
F20	vs. Cal State Fullerton	Johnson	Wyckoff	McDowell	Ellis	Day	Rijo	Miller	Kramer	Davison	Herron
F21	vs. Loyola Marymount	Johnson	Wyckoff	McDowell	Ellis	Day	Rijo	Miller	Kramer	Davison	Harrison
F22	vs. Baylor	Johnson	Wyckoff	McDowell	Ellis	Day	Rijo	Miller	Kramer	Davison	Herron
F22	vs. UCLA	Johnson	Wyckoff	McDowell	Ellis	Day	Rijo	Miller	Kramer	Davison	Burnham
F28	Iowa	Johnson	Wyckoff	Ellis	Day	Rijo	McDowell	Kramer	Miller	Davison	Herron
F28	Illinois	Johnson	Wyckoff	Ellis	Day	Rijo	McDowell	Kramer	Miller	Davison	Beuerlein
M1	Iowa	Johnson	Wyckoff	Ellis	Day	Rijo	McDowell	Kramer	Miller	Davison	Harrison
M1	Illinois	Johnson	Wyckoff	Ellis	Day	Rijo	McDowell	Kramer	Miller	Davison	Burnham
M1	Missouri State	Johnson	Wyckoff	Ellis	Day	Rijo	McDowell	Kramer	Miller	Davison	Beuerlein
M7	at Ole Miss	Johnson	Wyckoff	Ellis	Day	Kramer	McDowell	Rijo	Miller	Davison	Herron
M8	at Ole Miss	Johnson	Wyckoff	Ellis	Day	Kramer	McDowell	Rijo	Miller	Davison	Burnham
M9	at Ole Miss	Johnson	Wyckoff	Ellis	Day	Kramer	McDowell	Davison	Rijo	Miller	Herron
M15	Oklahoma	Johnson	Wyckoff	Ellis	Day	Kramer	McDowell	Davison	Rijo	Miller	Herron
M15	Oklahoma	Johnson	Wyckoff	Ellis	Kramer	Day	McDowell	Rijo	Davison	Miller	Burnham
M16	Oklahoma	Johnson	Wyckoff	Kramer	Ellis	Day	McDowell	Rijo	Davison	Miller	Harrison
M18	Central Arkansas	Johnson	Kramer	Wyckoff	Ellis	Day	McDowell	Rijo	Davison	Miller	Herron
M22	at Tennessee	Johnson	Kramer	Wyckoff	Ellis	Day	McDowell	Rijo	Davison	Miller	Herron
M23	at Tennessee	Johnson	Kramer	Wyckoff	Ellis	Day	McDowell	Rijo	Davison	Miller	Burnham
M24	at Tennessee	Johnson	Kramer	Wyckoff	Ellis	Day	McDowell	Rijo	Davison	Miller	Harrison
M28	Kentucky	Johnson	Kramer	Ellis	Day	Wyckoff	McDowell	Rijo	Davison	Miller	Burnham
M29	Kentucky	Johnson	Kramer	Ellis	Day	Wyckoff	McDowell	Rijo	Davison	Miller	Herron
M30	Kentucky	Johnson	Kramer	Ellis	Day	Wyckoff	McDowell	Rijo	Davison	Miller	Beuerlein
A4	at Florida	Johnson	Kramer	Ellis	Day	Wyckoff	McDowell	Rijo	Davison	Miller	Herron
A5	at Florida	Johnson	Kramer	Ellis	Wyckoff	McDowell	Rijo	Davison	Ratcliff	Miller	Burnham
A6	at Florida	Johnson	Kramer	Ellis	McDowell	Wyckoff	Rijo	Ramos	Carter	Davison	Beuerlein
A7	at North Florida	Johnson	Kramer	Ellis	McDowell	Wyckoff	Rijo	Davison	Ratcliff	Miller	Burnham
A11	South Carolina	Johnson	Kramer	Ellis	McDowell	Wyckoff	Day	Rijo	Davison	Miller	Herron
A12	South Carolina	Johnson	Kramer	Ellis	McDowell	Day	Wyckoff	Rijo	Davison	Miller	Burnham
A13	South Carolina	Johnson	Kramer	Ellis	McDowell	Day	Wyckoff	Rijo	Davison	Miller	Herron
A15	at Central Arkansas	Johnson	Kramer	Ellis	McDowell	Wyckoff	Day	Rijo	Davison	Miller	Burnham
A18	Colorado State	Johnson	Kramer	Ellis	McDowell	Wyckoff	Day	Rijo	Davison	Miller	Herron
A18	Colorado State	Johnson	Kramer	Ellis	McDowell	Wyckoff	Day	Rijo	Davison	Miller	Beuerlein
A25	at Texas A&M	Johnson	Kramer	Ellis	McDowell	Wyckoff	Day	Rijo	Davison	Miller	Herron
A26	at Texas A&M	Johnson	Kramer	Ellis	McDowell	Wyckoff	Day	Rijo	Davison	Miller	Burnham
A27	at Texas A&M	Johnson	Kramer	Ellis	McDowell	Wyckoff	Day	Rijo	Davison	Miller	Beuerlein
M1	LSU	Johnson	Kramer	Ellis	McDowell	Wyckoff	Day	Rijo	Davison	Miller	Herron
M2	LSU	Johnson	Kramer	Ellis	McDowell	Wyckoff	Day	Rijo	Davison	Miller	Herron
M3	LSU	Johnson	Kramer	Ellis	McDowell	Wyckoff	Day	Rijo	Davison	Miller	Burnham
M7	at Georgia	Johnson	Kramer	Ellis	McDowell	Wyckoff	Day	Rijo	Davison	Miller	Burnham
M8	vs. Tennessee	Johnson	Kramer	Ellis	Day	Wyckoff	McDowell	Miller	Rijo	Davison	Herron
M9	vs. Oklahoma	Johnson	Kramer	Ellis	Day	Wyckoff	McDowell	Miller	Rijo	Davison	Burnham
M16	Saint Louis	Johnson	Kramer	Ellis	Day	Wyckoff	McDowell	Miller	Rijo	Davison	Burnham
M17	Oklahoma State	Johnson	Kramer	Ellis	Day	Wyckoff	McDowell	Miller	Rijo	Davison	Herron
M18	Oklahoma State	Johnson	Kramer	Ellis	Day	Wyckoff	McDowell	Miller	Rijo	Davison	Herron
M23	Ole Miss	Johnson	Kramer	Ellis	Day	Wyckoff	McDowell	Miller	Rijo	Davison	Herron
M23	Ole Miss	Johnson	Kramer	Ellis	Day	Wyckoff	McDowell	Miller	Rijo	Davison	Burnham



RAIGAN KRAMER

OF • L/R • 5-4 • Junior
Topeka, Kan. • Seaman HS

1

CAREER STATS

Year	Avg.	GP-GS	AB	R	H	2B	3B	HR	RBI	TB	SLG%	BB	HBP	SO	GDP	OBP	SF	SH	SB-ATT	PO	A	E	FLD%
2022	.143	29-2	7	11	1	0	0	0	0	1	.143	0	0	3	0	.143	0	0	0-1	3	1	3	.571
2023	.301	59-59	153	39	46	9	2	7	34	80	.523	39	4	28	1	.449	2	1	2-2	67	4	1	.986
2024	.213	54-52	122	28	26	3	2	3	17	42	.344	32	4	18	0	.390	1	1	7-7	74	3	2	.975
2025	.303	57-56	145	54	44	7	0	2	26	57	.393	51	4	19	1	.488	3	2	2-3	90	0	1	.989
TOTAL	.274	199-169	427	132	117	19	4	12	77	180	.422	122	12	68	2	.443	6	4	11-13	234	8	7	.972

SEASON HIGHS

Category	No.	Opponent (Last)	Date
Hits	3	2x (South Carolina)	4/12/25
Doubles	1	7x (Oklahoma St.)	5/18/25
Triples	-	-	-
Home Runs	1	Lipscomb	2/7/25
RBI's	4	2x (Tennessee)	5/8/25
Runs	2	14x (Oklahoma St.)	5/18/25
Walks	4	Tennessee	3/23/25
ABs	6	at Florida	4/6/25

CAREER HIGHS

Category	No.	Opponent (Last)	Date
Hits	3	3x (South Carolina)	4/12/25
Doubles	1	17x (Oklahoma St.)	5/18/25
Triples	1	4x (South Carolina)	4/14/24
Home Runs	1	12x (Lipscomb)	2/7/25
RBI's	4	3x (Tennessee)	5/8/25
Runs	3	Florida	3/26/23
Walks	4	Tennessee	3/23/25
ABs	6	at Florida	4/6/25

PLAYER PROFILE

- » Most experienced Razorback on the team with 194 games played and 164 career starts in her Arkansas career.
- » Led Arkansas with 32 walks in 2024 while ranking 10th in the SEC in walks-per-game (0.59). Also drew multiple walks in a game on four separate occasions.
- » Ranks second in program history with 113 career walks.
- » Did not commit an error in SEC play in 38 total chances in 2023.
- » In addition to playing softball, she also played basketball and was on the drumline at Seaman High School in Topeka, Kan. She helped led the Vikings to a 20-4 record and KSHAA state semifinal appearance in basketball as a junior.
- » Goes by the nickname Jimmy.
- » Enjoys fishing, snowboarding, hanging out with friends and family and spending time outdoors.
- » Primarily played catcher growing up until her later high school years.
- » Was rated as No. 28 player nationally by Extra Innings Softball coming out of high school.

CAREER HONORS

- » SEC Spring Academic Honor Roll (2024)
- » NFCA All-America Scholar-Athlete (2022)
- » NFCA All-South Region Second Team (2023)
- » SEC Player of the Week (March 7, 2023)
- » Extra Inning Softball Fayetteville All-Tournament Team (2023)

GAME-BY-GAME

Date	Opponent	Pos	AB	R	H	RBI	2B	3B	HR	BB	SB	CS	HBP	SAC	SF	GDP	K	PO	A	E	AVG	
Feb 06	at Texas State	*of	2	0	0	0	0	0	0	0	0	0	0	0	0	0	0	2	0	0	.000	
Feb 07	vs Lipscomb	*of	1	1	1	4	0	0	1	0	0	0	0	0	1	0	0	0	0	0	.333	
Feb 07	vs Bradley	*of	3	1	1	0	1	0	0	0	0	0	0	0	0	0	0	0	1	0	.333	
Feb 08	vs Bradley	*of	2	0	0	1	0	0	0	1	0	0	0	0	0	0	0	2	0	0	.250	
Feb 08	vs San Diego	ph	1	1	1	0	0	0	0	0	0	0	0	0	0	0	0	0	0	0	.333	
Feb 14	vs Louisiana Monroe	*of	2	2	1	0	0	0	0	1	0	0	0	0	0	0	0	2	0	0	.364	
Feb 14	at Louisiana Tech	*of	1	1	0	0	0	0	0	1	0	0	0	1	0	0	0	0	0	0	.333	
Feb 15	vs Southern Miss	*of	2	2	2	0	1	0	0	1	0	0	0	0	0	0	0	1	0	0	.429	
Feb 16	vs Southern Miss	*of	3	1	1	0	1	0	0	0	0	0	0	0	0	0	0	0	0	0	.412	
Feb 16	vs Louisiana Monroe	*of	1	1	1	2	0	0	0	1	0	0	0	0	0	0	0	1	0	0	.444	
Feb 20	vs Rutgers	*of	2	1	1	0	0	0	0	1	0	1	0	0	0	0	0	2	0	0	.450	
Feb 20	vs Cal State Fullerton	*of	3	2	3	1	0	0	0	0	0	0	0	0	0	0	0	0	0	0	.522	
Feb 21	vs Loyola Marymount	*of	2	0	0	0	0	0	0	2	0	0	0	0	0	0	0	0	0	0	.480	
Feb 22	vs Baylor	*of	2	0	1	1	0	0	0	0	0	0	0	0	0	0	0	0	0	0	.481	
Feb 22	vs UCLA	*of	2	0	0	0	0	0	0	0	0	0	0	0	0	0	0	0	1	0	.448	
Feb 28	IOWA	*of	2	0	1	1	0	0	0	0	0	0	1	0	0	0	0	1	0	0	.452	
Feb 28	ILLINOIS	*of	3	1	1	0	0	0	0	0	0	0	0	0	0	0	0	0	0	0	.441	
Mar 01	IOWA	*of	0	2	0	0	0	0	0	2	0	0	0	0	0	0	0	0	2	0	.441	
Mar 01	ILLINOIS	*of	2	2	2	1	0	0	0	1	0	0	0	0	1	0	0	0	0	0	.472	
Mar 02	MISSOURI STATE	*of	1	2	0	0	0	0	0	2	1	0	0	0	0	0	0	0	0	0	.459	
Mar 07	at Ole Miss	*of	3	1	1	0	0	0	0	0	0	0	0	0	0	0	0	2	0	0	.450	
Mar 08	at Ole Miss	*of	3	0	1	0	0	0	0	1	0	0	0	0	0	0	0	3	0	0	.442	
Mar 09	at Ole Miss	*of	1	2	0	1	0	0	0	3	0	0	0	1	0	0	0	1	3	0	.432	
Mar 15	OKLAHOMA-1	*of	3	0	1	0	1	0	0	0	0	0	0	0	0	0	0	0	1	0	.426	
Mar 15	OKLAHOMA-2	*of	2	1	1	1	0	0	0	2	0	0	0	0	0	0	0	1	3	0	.429	
Mar 16	OKLAHOMA	*of	3	1	0	0	0	0	0	1	0	0	0	0	0	0	0	1	2	0	.404	
Mar 18	UCA	*of	2	1	0	0	0	0	0	1	0	0	1	0	0	0	0	1	2	0	.389	
Mar 22	at Tennessee	*of	3	0	1	1	0	0	0	2	0	0	0	0	0	0	0	0	1	0	.386	
Mar 23	at Tennessee	*of	1	0	0	0	0	0	0	4	0	0	0	0	0	0	0	1	3	0	.379	
Mar 24	at Tennessee	*of	3	0	0	0	0	0	0	0	0	0	0	0	0	0	0	1	1	0	.361	
Mar 28	KENTUCKY	*of	3	1	1	0	0	0	0	0	0	0	1	0	0	0	0	2	0	0	.359	
Mar 29	KENTUCKY	*of	3	2	2	1	0	0	0	1	0	0	0	0	0	0	0	0	1	0	.373	
Mar 30	KENTUCKY	*of	3	0	0	0	0	0	0	1	0	0	0	0	0	0	0	0	0	0	.357	
Apr 04	at Florida	*of	2	2	0	0	0	0	0	2	0	0	0	0	0	0	0	0	1	0	.347	
Apr 05	at Florida	*of	6	1	1	0	1	0	0	0	0	0	0	0	0	0	0	1	1	0	.333	
Apr 06	at Florida	*of	3	1	0	0	0	0	0	1	0	0	0	0	0	0	0	0	2	0	.321	
Apr 07	at North Florida	*of	3	2	2	2	1	0	0	1	1	0	0	0	0	0	0	0	1	0	.333	
Apr 11	SOUTH CAROLINA	*of	3	1	0	0	0	0	0	1	0	0	0	0	0	0	0	1	2	0	.322	
Apr 12	SOUTH CAROLINA	*of	4	1	3	1	0	0	0	0	0	0	0	0	0	0	0	0	1	0	.341	
Apr 13	SOUTH CAROLINA	*of	2	0	0	0	0	0	0	2	0	0	0	0	0	0	0	0	1	0	.333	
Apr 15	at UCA	*of	4	0	0	0	0	0	0	0	0	0	0	0	0	0	0	0	2	0	.320	
Apr 18	COLORADO STATE-1	*of	2	1	1	0	0	0	0	0	0	0	0	0	0	1	0	0	0	0	.323	
Apr 18	COLORADO STATE-2	*of	2	1	0	1	0	0	0	1	0	0	0	0	1	0	0	3	0	0	.317	
Apr 25	at Texas A&M	*of	4	1	2	1	0	0	0	0	0	0	0	0	0	0	0	1	3	0	.324	
Apr 26	at Texas A&M	*of	3	2	0	0	0	0	0	1	0	0	0	0	0	0	0	0	7	0	.315	
Apr 27	at Texas A&M	*of	3	0	1	0	0	0	0	1	0	0	0	0	0	0	0	2	4	0	.315	
May 01	LSU	*of	4	0	0	0	0	0	0	1	0	0	0	0	0	0	0	1	2	0	.304	
May 02	LSU	*of	4	1	1	0	0	0	0	0	0	0	0	0	0	0	0	2	2	0	.303	
May 03	LSU	*of	3	1	1	0	0	0	0	0	0	0	1	0	0	0	0	1	2	0	.303	
May 07	at Georgia	*of	2	1	0	0	0	0	0	2	0	0	0	0	0	0	0	0	2	0	.298	
May 08	vs Tennessee	*of	4	2	2	4	0	0	1	0	0	0	0	0	0	0	0	1	1	0	.305	
May 09	vs Oklahoma	*of	2	1	1	1	0	0	0	2	0	0	0	0	0	0	0	3	0	0	.308	
May 16	SAINT LOUIS	*of	2	2	1	0	0	0	0	1	0	0	0	0	0	0	0	0	0	0	.311	
May 17	OKLAHOMA STATE	*of	3	2	1	0	0	0	0	2	0	0	0	0	0	0	0	1	3	0	.311	
May 18	OKLAHOMA STATE	*of	4	1	1	1	1	0	0	1	0	0	0	0	0	0	0	1	0	0	.309	
May 23	OLE MISS	*of	3	0	0	0	0	0	0	2	0	0	0	0	0	0	0	1	4	0	.303	
May 24	OLE MISS	*of	3	1	1	0	0	0	0	0	1	0	0	0	0	0	0	0	4	0	.303	
Totals			56gs	145	54	44	26	7	0	2	51	2	1	4	2	3	1	19	90	0	1	.303



REIS BEUERLEIN • BUR-line

RHP • R/R • 5-9 • Junior
Cave Creek, Ariz. • Mississippi State (Pinnacle HS)

4

CAREER STATS

Year	ERA	W-L	APP	GS	CG	SHO	SV	IP	H	R	ER	BB	SO	2B	3B	HR	BF	B.AVG	WP	HBP	BK	SF	SH
2023	3.13	5-4	26	9	1	0/1	0	76.0	83	41	34	33	69	10	2	7	349	.269	12	0	0	4	3
2024	2.05	2-2	10	8	1	1/1	0	30.2	31	13	9	9	12	4	0	2	130	.263	4	1	0	1	1
2025	5.16	3-1	18	8	1	1/1	0	40.0	32	30	26	24	43	6	0	4	181	.218	3	4	0	4	2
TOTAL	3.47	10-8	55	25	3	2/4	0	147.1	148	88	73	67	124	22	2	14	666	.261	18	3	0	6	8

CAREER HONORS

- » SEC Pitcher of the Week (April 22, 2025)
- » SEC Freshman of the Week (March 21, 2023)
- » NFCA All-America Scholar-Athlete (2023)

GAME-BY-GAME

Date	Opponent	GS	IP	H	R	ER	BB	SO	2B	3B	HR	WP	BK	HBP	IBB	Score	W-L	Sv	ERA	NP	
Feb 07	vs Lipscomb	*	4.0	2	0	0	1	5	0	0	0	0	0	0	0	23-0	1-0	0	0.00	55	
Feb 08	vs Bradley		1.0	0	0	0	0	2	0	0	0	0	0	0	0	9-1	1-0	0	0.00	15	
Feb 15	vs Southern Miss	*	3.2	4	4	4	2	4	0	0	1	1	0	1	0	12-4	1-0	0	3.23	65	
Feb 21	vs LMU		2.0	3	2	2	0	3	1	0	0	0	0	0	0	6-2	1-0	0	3.94	25	
Feb 22	vs UCLA		0.2	4	4	4	2	0	0	0	0	0	0	0	0	1-9	1-0	0	6.18	40	
Feb 28	ILLINOIS	*	4.0	3	4	2	1	10	0	0	1	0	0	1	0	12-4	2-0	0	5.48	67	
Mar 02	MISSOURI STATE	*	2.0	2	1	1	0	5	2	0	0	0	0	0	0	13-2	2-0	0	5.25	29	
Mar 08	at Ole Miss		0.0	1	3	3	2	0	0	0	0	0	0	0	0	3-9	2-0	0	6.46	14	
Mar 16	OKLAHOMA		2.1	4	3	3	3	2	1	0	1	0	0	0	0	7-10	2-0	0	6.76	49	
Mar 24	at Tennessee		5.1	0	0	0	2	6	0	0	0	0	0	0	0	2-3	2-0	0	5.32	84	
Mar 29	KENTUCKY		1.0	0	0	0	0	1	0	0	0	0	0	0	0	10-2	2-0	0	5.12	13	
Mar 30	KENTUCKY	*	4.0	1	1	1	1	3	0	0	1	0	0	0	0	2-1	2-0	0	4.67	61	
Apr 06	at Florida	*	0.0	0	3	3	3	0	0	0	0	0	0	0	0	9-5	2-0	0	5.37	15	
Apr 18	COLORADO STATE-2	*	5.0	0	0	0	0	2	0	0	0	0	0	0	0	8-0	3-0	0	4.60	46	
Apr 27	at Texas A&M	*	3.2	4	1	1	3	0	1	0	0	1	0	0	0	0-2	3-1	0	4.34	61	
May 01	LSU		0.2	2	3	1	2	0	0	0	0	0	0	1	0	12-9	3-1	0	4.45	29	
May 02	LSU		0.0	1	1	1	2	0	0	0	0	0	0	0	0	2-13	3-1	0	4.63	16	
May 09	vs Oklahoma		0.2	1	0	0	0	0	1	0	0	1	0	1	0	6-8	3-1	0	4.55	15	
May 23	OLE MISS		0.2	3	4	4	1	0	2	0	1	0	0	0	0	7-9	3-2	0	5.16	22	
Totals			8	40.2	35	34	30	25	43	8	0	5	3	0	4	0	144-93	3-2	0	5.16	

SEASON HIGHS

Category	No.	Opponent (Last)	Date
Innings	5.1	Tennessee	3/24/25
Longest Start	5.0	Colorado State	4/15/25
Shortest Start	0.0	Florida	4/6/25
Longest Relief	5.1	Tennessee	3/24/25
Hits	4	2x (UCLA)	2/22/25
Runs	4	4x (Illinois)	2/28/25
Earned Runs	4	2x (UCLA)	2/22/25
Walks	3	Oklahoma	3/16/25
Strikeouts	10	Illinois	2/28/25
Pitches	84	Tennessee	3/24/25

CAREER HIGHS

Category	No.	Opponent (Last)	Date
Innings	7.0	Purdue	3/15/23
Longest Start	7.0	Purdue	3/15/23
Shortest Start	0.0	Florida	4/6/25
Longest Relief	5.1	Tennessee	3/24/25
Hits	7	Auburn	5/5/23
Runs	4	6x (Illinois)	2/28/25
Earned Runs	4	4x (UCLA)	2/22/25
Walks	4	3x (Auburn)	5/7/23
Strikeouts	14	Purdue	3/15/23
Pitches	112	Purdue	3/15/23

PLAYER PROFILE

- » Transferred to Arkansas after spending her freshman season at Mississippi State in 2023.
- » Picked up first win as a Razorback by throwing four shutout innings while surrendering just three hits and picking up a strikeout in a 7-0 win over Illinois State on Feb. 22, 2024.
- » Made a team-high 26 appearances with nine starts while posting a 3.13 ERA and striking out 69 batters in 76 innings of work at Mississippi State (2023).
- » Prepped at Pinnacle High School in Phoenix, Ariz., where she was rated as the No. 68 player and No. 25 pitcher nationally in the class of 2022.
- » Led the state of Arizona in wins (23) as a senior in 2022.
- » Has over 100 cousins due to her father being one of 12 children. Second cousin is former NFL QB Steve Beuerlein.
- » Father Ed Beuerlein was drafted by the Milwaukee Brewers in the 14th round of the 1986 MLB draft before playing collegiately at Louisiana Tech and playing three years in the Houston Astros farm system.
- » Majoring in Information Systems Business Analytics



ASHTYN REICHARDT

OF • L/L • 5-7 • Freshman
Katy, Texas • Katy HS

5

CAREER STATS

Year	Avg.	GP-GS	AB	R	H	2B	3B	HR	RBI	TB	SLG%	BB	HBP	SO	GDP	OBP	SF	SH	SB-ATT	PO	A	E	FLD%
2025	.000	0-0	-	-	-	-	-	-	-	-	.000	-	-	-	-	.000	-	-	0-0	-	-	-	.000
TOTAL	.000	0-0	-	-	-	-	-	-	-	-	.000	-	-	-	-	.000	-	-	0-0	-	-	-	.000

SEASON HIGHS

Category	No.	Opponent (Last)	Date
Hits	-	-	-
Doubles	-	-	-
Triples	-	-	-
Home Runs	-	-	-
RBI's	-	-	-
Runs	-	-	-
Walks	-	-	-
ABs	-	-	-

CAREER HIGHS

Category	No.	Opponent (Last)	Date
Hits	-	-	-
Doubles	-	-	-
Triples	-	-	-
Home Runs	-	-	-
RBI's	-	-	-
Runs	-	-	-
Walks	-	-	-
ABs	-	-	-

PLAYER PROFILE

- » Will redshirt this season after suffering an ACL injury this past summer.
- » Played high school softball with Cam Harrison and Kailey Wyckoff at Katy High School in Katy, Texas. Played under former Kansas (1988-1995) and Alabama coach (1996-1998) Kalum Haack at Katy.
- » Batted .551 with 59 hits, 10 doubles, three triples, 12 home runs, 46 RBI, 69 runs scored and 21 stolen bases as a senior at Katy (2024), helping lead the Tigers to a No. 1 national ranking during the 2024 season in which they posted a 39-3-1 overall record.
- » Struck out just once in her first 100 at-bats her senior year while at Katy High School.
- » Was one of six D1 signees on her high school team in 2024.
- » Played travel ball with Impact Gold Jackson 18U where she was teammates with current teammates Cam Harrison and Ella McDowell. Has played softball with Cam Harrison since she was eight years old.
- » Majoring in Biology

CAREER HONORS

- » District 19-6A First-Team (2021, 2022, 2023, 2024)
- » District 19-6A Offensive MVP (2024)
- » First-Team All-Greater Houston (2024)
- » Texas Class 6A First-Team All-State (2024)
- » Extra Inning Softball No. 22 Overall Player (2024)

GAME-BY-GAME

Date	Opponent	Pos	AB	R	H	RBI	2B	3B	HR	BB	SB	CS	HBP	SAC	SF	GDP	K	PO	A	E	AVG
-	-	-	-	-	-	-	-	-	-	-	-	-	-	-	-	-	-	-	-	-	.000



ELLA MCDOWELL

INF • R/R • 5-6 • Freshman

Richmond, Texas • Foster HS

6

CAREER STATS

Year	Avg.	GP-GS	AB	R	H	2B	3B	HR	RBI	TB	SLG%	BB	HBP	SO	GDP	OBP	SF	SH	SB-ATT	PO	A	E	FLD%
2025	.356	57-57	177	39	63	10	1	7	53	96	.542	20	4	11	2	.426	3	0	2-2	44	78	4	.968
TOTAL	.356	57-57	177	39	63	10	1	7	53	96	.542	20	4	11	2	.426	3	0	2-2	44	78	4	.968

SEASON HIGHS

Category	No.	Opponent (Last)	Date
Hits	4	at Florida	4/5/25
Doubles	2	at Florida	4/5/25
Triples	1	Ole Miss	3/9/25
Home Runs	1	6x (Florida)	4/5/25
RBI's	5	South Carolina	4/11/25
Runs	3	Colorado State	4/18/25
Walks	2	2x (Colorado State)	4/18/25
ABs	5	2x (LSU)	5/1/25

CAREER HIGHS

Category	No.	Opponent (Last)	Date
Hits	4	at Florida	4/5/25
Doubles	2	at Florida	4/5/25
Triples	1	Ole Miss	3/9/25
Home Runs	1	6x (Florida)	4/5/25
RBI's	5	South Carolina	4/11/25
Runs	3	Colorado State	4/18/25
Walks	2	2x (Colorado State)	4/18/25
ABs	5	2x (LSU)	5/1/25

PLAYER PROFILE


- » Ranked as the No. 1 infielder and No. 3 overall player in the class of 2024 by Extra Innings Softball.
- » Played at Foster High School, where she batted .704 with a .789 on-base percentage, 1.544 slugging percentage, 22 home runs, 71 runs, 58 RBI and 31 stolen bases as a senior in 2024.
- » Her 22 home runs as a senior ranked seventh nationally among all prep players.
- » Made the Line Drive Media All-Summer Team after batting .609 with a 1.679 OPS, 15 HR, 60 RBI and 30 SB during the 2024 summer ball circuit.
- » Finished the 2023 season on a 32-game hitting streak while totaling 59 hits and 12 home runs while registering a .678 batting average.
- » Named a Top 100 Freshman by D1 Softball and appeared on the Softball America Freshman Watch List ahead of the 2025 Season.
- » Was intentionally walked her last 11 at-bats of her high school career.
- » Played baseball from the ages of 6-8.

CAREER HONORS

- » VYPE Houston Softball Player of the Year (2024)
- » US 18-U National Team Member (2024)
- » WBSC U-18 Women's Softball World Cup Group C Most Outstanding Player (2024)
- » All-Greater Houston Hitter of the Year (2024)
- » First-Team All-VYPE (2023, 2024)
- » 20-5A District MVP (2021, 2022, 2023, 2024)
- » 20-5A First-Team All District (2021, 2022, 2023, 2024)
- » First-Team All-Greater Houston (2021, 2022, 2023, 2024)
- » All-Greater Houston Newcomer of the Year (2021)

GAME-BY-GAME

Date	Opponent	Pos	AB	R	H	RBI	2B	3B	HR	BB	SB	CS	HBP	SAC	SF	GDP	K	PO	A	E	AVG
Feb 06	at Texas State	*3b	3	1	2	1	0	0	1	0	0	0	0	0	0	0	0	2	1	0	.667
Feb 07	vs Lipscomb	*ss	2	2	1	0	1	0	0	2	0	0	0	0	0	0	0	1	0	0	.600
Feb 07	vs Bradley	*3b	3	0	1	0	0	0	0	0	0	0	0	0	0	0	1	2	2	0	.500
Feb 08	vs Bradley	*3b	3	0	1	1	0	0	0	1	0	0	0	0	0	0	0	0	4	0	.455
Feb 08	vs San Diego	*3b	3	0	0	0	0	0	0	1	0	0	0	0	0	0	0	1	1	0	.357
Feb 14	vs Louisiana Monroe	*3b	3	0	2	2	0	0	0	0	0	0	0	0	1	0	0	0	2	0	.412
Feb 14	at Louisiana Tech	*3b	3	1	0	0	0	0	0	0	0	0	0	0	0	0	0	0	1	0	.350
Feb 15	vs Southern Miss	*3b	4	2	2	1	1	0	1	0	0	0	0	0	0	0	0	0	1	0	.375
Feb 16	vs Southern Miss	*3b	3	1	0	1	0	0	0	0	0	0	0	0	0	0	0	1	0	0	.333
Feb 16	vs Louisiana Monroe	*3b	2	1	1	0	0	0	0	0	0	0	1	0	0	0	0	0	0	0	.345
Feb 20	vs Rutgers	*3b	3	1	2	1	0	0	0	0	0	0	0	0	0	0	0	0	0	0	.375
Feb 20	vs Cal State Fullerton	*3b	2	0	1	1	0	0	0	1	0	0	0	0	0	0	0	1	2	0	.382
Feb 21	vs Loyola Marymount	*3b	4	0	1	0	0	0	0	0	0	0	0	0	0	0	0	1	0	2	.368
Feb 22	vs Baylor	*3b	3	1	1	1	0	0	0	0	0	0	0	0	0	0	0	0	1	0	.366
Feb 22	vs UCLA	*3b	3	0	1	0	0	0	0	0	0	0	0	0	0	0	0	0	4	0	.364
Feb 28	IOWA	*3b	2	0	1	2	0	0	0	1	0	0	0	0	0	0	0	1	1	0	.370
Feb 28	ILLINOIS	*3b	2	0	0	1	0	0	0	0	0	0	0	0	1	0	0	0	0	0	.354
Mar 01	IOWA	*3b	3	2	2	3	1	0	1	0	1	0	0	0	0	0	0	1	0	0	.373
Mar 01	ILLINOIS	*3b	4	0	1	0	0	0	0	0	0	0	0	0	0	0	0	0	4	0	.364
Mar 02	MISSOURI STATE	*3b	3	1	1	2	0	0	1	0	0	0	0	0	0	0	0	1	5	0	.362
Mar 07	at Ole Miss	*3b	1	0	1	0	0	0	0	1	0	0	1	0	0	0	0	0	2	0	.373
Mar 08	at Ole Miss	*3b	4	0	0	1	0	0	0	0	0	0	0	0	0	0	0	1	2	0	.349
Mar 09	at Ole Miss	*3b	3	2	2	4	0	1	0	1	0	0	1	0	0	0	0	0	0	0	.364
Mar 15	OKLAHOMA-1	*3b	3	0	0	0	0	0	0	0	0	0	0	0	0	0	0	0	2	1	.348
Mar 15	OKLAHOMA-2	*3b	4	0	2	2	0	0	0	0	0	0	0	0	0	0	0	2	0	0	.356
Mar 16	OKLAHOMA	*3b	2	0	0	0	0	0	0	1	0	0	0	0	0	0	0	1	0	0	.347
Mar 18	UCA	*3b	3	0	1	1	0	0	0	0	0	0	0	0	0	0	0	0	2	0	.346
Mar 22	at Tennessee	*3b	4	1	1	0	0	0	0	0	0	0	0	0	0	0	0	2	1	0	.341
Mar 23	at Tennessee	*3b	4	0	0	0	0	0	0	0	0	0	0	0	0	0	0	1	2	0	.326
Mar 24	at Tennessee	*3b	2	0	1	0	0	0	0	1	0	0	0	0	0	0	0	0	2	1	.330
Mar 28	KENTUCKY	*3b	2	0	0	0	0	0	0	1	0	0	0	0	0	0	0	0	1	1	.322
Mar 29	KENTUCKY	*3b	2	0	1	2	0	0	0	1	0	0	0	0	0	0	0	0	1	3	.326
Mar 30	KENTUCKY	*3b	3	1	2	1	0	0	1	0	0	0	0	0	0	0	0	0	1	1	.337
Apr 04	at Florida	*3b	4	0	3	0	0	0	0	0	0	0	0	0	0	0	0	0	2	0	.354
Apr 05	at Florida	*3b	5	1	4	4	0	0	1	1	0	0	0	0	0	0	0	2	5	0	.375
Apr 06	at Florida	*3b	4	2	3	2	2	0	0	0	0	0	0	0	0	0	0	4	2	0	.389
Apr 07	at North Florida	*3b	4	1	2	2	1	0	0	0	0	0	0	0	0	0	0	1	4	0	.393
Apr 11	SOUTH CAROLINA	*3b	4	2	2	5	1	0	0	0	0	0	0	0	0	0	1	0	0	0	.397
Apr 12	SOUTH CAROLINA	*3b	3	0	0	1	0	0	0	1	0	0	0	0	0	0	0	2	4	0	.387
Apr 13	SOUTH CAROLINA	*3b	4	1	2	0	0	0	0	0	0	0	0	0	0	0	0	0	1	0	.390
Apr 15	at UCA	*3b	4	2	2	0	1	0	0	0	0	0	0	0	0	0	0	0	1	2	.394
Apr 18	COLORADO STATE-1	*3b	1	3	1	2	0	0	0	2	1	0	0	0	0	0	0	0	1	1	.398
Apr 18	COLORADO STATE-2	*3b	2	1	0	0	0	0	0	1	0	0	0	0	0	0	0	0	2	0	.392
Apr 25	at Texas A&M	*3b	4	2	2	3	0	0	1	0	0	0	0	0	0	0	0	1	0	0	.396
Apr 26	at Texas A&M	*3b	4	1	3	0	0	0	0	0	0	0	0	0	0	0	0	1	1	1	.406
Apr 27	at Texas A&M	*3b	3	0	0	0	0	0	0	0	0	0	0	0	0	0	1	1	0	0	.397
May 01	LSU	*3b	5	1	1	0	0	0	0	0	0	0	0	0	0	0	0	1	2	0	.390
May 02	LSU	*of	4	1	1	0	0	0	0	0	0	0	0	0	0	0	0	2	2	0	.303
May 03	LSU	*3b	4	1	0	0	0	0	0	0	0	0	0	0	0	0	0	1	1	0	.370
May 07	at Georgia	*3b	3	0	0	0	0	0	0	0	0	0	0	0	0	0	0	1	2	0	.363
May 08	vs Tennessee	*3b	3	0	0	0	0	0	0	0	0	0	0	0	0	0	0	0	1	0	.356
May 09	vs Oklahoma	*3b	2	1	1	1	0	0	0	1	0	0	0	0	1	0	0	0	1	1	.358
May 16	SAINT LOUIS	*3b	2	1	0	1	0	0	0	1	0	0	0	0	0	0	0	0	2	0	.354
May 17	OKLAHOMA STATE	*3b	4	0	1	1	1	0	0	0	0	0	0	0	0	0	0	0	2	0	.351
May 18	OKLAHOMA STATE	*3b	4	2	3	2	1	0	0	0	0	0	0	0	0	0	0	1	0	0	.360
May 23	Ole MISS	*3b	2	0	0	0	0	0	0	1	0	0	1	0	0	0	0	0	0	1	.356
May 24	Ole MISS	*3b	3	0	1	1	0	0	0	0	0	0	0	0	0	0	0	2	1	0	.356
Totals			57gs	177	39	63	53	10	7	20	2	0	4	0	3	2	11	44	78	4	.356



COURTNEY DAY

UTL • R/R • 5-10 • Senior

Pearland, Texas • Glenda Dawson HS/Texas

7

CAREER STATS

Year	Avg.	GP-GS	AB	R	H	2B	3B	HR	RBI	TB	SLG%	BB	HBP	SO	GDP	OBP	SF	SH	SB-ATT	PO	A	E	FLD%
2020	.368	26-24	57	12	21	4	0	5	15	40	.702	6	2	9	1	.439	1	2	1-2	3	4	0	1.000
2021	.323	38-24	62	10	20	1	2	2	11	31	.500	1	1	13	1	.338	1	0	1-1	2	3	3	.625
2022	.300	58-51	130	21	39	10	0	12	34	85	.654	15	3	24	2	.385	0	0	1-1	13	3	1	.941
2023	.308	54-51	130	20	40	7	0	7	31	68	.523	22	1	29	0	.409	1	0	2-2	42	1	3	.935
2025	.329	53-52	140	36	46	12	1	16	66	108	.771	36	6	17	4	.476	3	1	0-0	2	0	0	1.000
TOTAL	.320	229-202	519	99	166	34	3	42	157	332	.640	80	13	92	6	.419	6	3	5-6	62	11	7	.913

CAREER HONORS

- » Women's College World Series All-Tournament Team (2022)
- » District 23-6A MVP (2018, 2019)
- » TGCA All-State (2019)
- » TSWA Second-Team All-State (2018)
- » HR celebration (two handed wave) is inspired by Lane Frost the late professional bull rider.

Year	ERA	W-L	APP	GS	CG	SHO	SV	IP	H	R	ER	BB	SO	2B	3B	HR	BF	B.AVG	WP	HBP	BK	SF	SH
2020	1.00	5-0	10	2	1	1	0	28.0	17	6	4	0	22	1	1	0	106	.167	0	3	0	1	0
2021	3.67	4-1	11	5	0	0	1	34.1	41	27	18	19	23	7	0	1	168	.289	3	3	0	2	2
2022	2.21	0-0	3	0	0	0	0	6.1	8	6	2	4	2	1	0	1	33	.285	1	1	0	0	0
2025	0.00	0-0	1	0	0	0/0	0	1.0	1	0	0	0	1	0	0	0	4	.250	0	0	0	0	0
TOTAL	2.41	0-0	25	7	1	1	1	69.2	67	39	24	23	48	9	1	2	311	.242	4	7	0	3	2

SEASON HIGHS

Category	No.	Opponent (Last)	Date
Hits	2	11x (Oklahoma St.)	5/18/25
Doubles	1	11x (Oklahoma St.)	5/17/25
Triples	1	Missouri State	3/2/25
Home Runs	2	Bradley	2/8/25
RBI's	6	Illinois	2/28/25
Runs	3	Ole Miss	3/9/25
Walks	3	Colorado State	4/18/25
ABs	5	Ole Miss	3/9/25

CAREER HIGHS

Category	No.	Opponent (Last)	Date
Hits	3	5x (Wisconsin)	3/10/23
Doubles	2	2x (Texas A&M)	5/21/23
Triples	1	3x (Missouri State)	3/2/25
Home Runs	2	4x (Bradley)	2/8/25
RBI's	6	Illinois	2/28/25
Runs	3	Ole Miss	3/9/25
Walks	3	Colorado State	4/18/25
ABs	5	3x (Ole Miss)	3/9/25


PLAYER PROFILE

- » Signed with Arkansas this past December after transferring from Ole Miss where she transferred to following the 2023 season but did not play. Spent the 2020-23 seasons at Texas.
- » Named to the Women's College World Series (WCWS) All-Tournament Team in 2022 after leading Texas over its seven-day stay at the event with three home runs and eight RBIs
- » Prepped at Glenda Dawson High School where she earned three consecutive academic all-district selections in softball, basketball and volleyball while also being chosen to the National Honor Society
- » Was roommates with Carlee Ratcliff at Texas in 2022.

GAME-BY-GAME

Date	Opponent	Pos	AB	R	H	RBI	2B	3B	HR	BB	SB	CS	HBP	SAC	SF	GDP	K	PO	A	E	AVG
Feb 06	at Texas State	*ss/dp	2	0	0	0	0	0	0	0	0	0	0	0	0	0	0	1	0	0	.000
Feb 07	vs Lipscomb	ph/of	2	1	1	3	0	0	1	0	0	0	0	0	0	0	0	0	0	0	.250
Feb 08	vs Bradley	*dp	4	2	2	4	0	0	2	0	0	0	0	0	0	0	0	0	0	0	.375
Feb 08	vs San Diego	*of	3	0	0	0	0	0	0	0	0	0	0	0	0	0	1	0	0	0	.273
Feb 14	vs Louisiana Monroe	*dp	2	1	1	3	0	0	1	1	0	0	0	0	0	0	0	0	0	0	.308
Feb 14	at Louisiana Tech	*2b/dp	3	2	2	1	1	0	0	0	0	0	0	0	0	0	0	0	0	0	.375
Feb 15	vs Southern Miss	*2b/dp	2	1	2	0	1	0	0	0	0	0	0	2	0	0	0	0	0	0	.444
Feb 16	vs Southern Miss	*of/dp	2	0	0	0	0	0	0	1	0	0	0	0	0	0	0	0	0	0	.400
Feb 16	vs Louisiana Monroe	*of/dp	1	1	0	1	0	0	1	0	0	0	0	0	0	0	0	0	0	0	.381
Feb 20	vs Rutgers	*of	3	1	2	3	0	0	1	0	0	0	0	0	0	0	0	0	0	0	.417
Feb 20	vs Cal State Fullerton	*c/dp	2	1	1	0	0	0	0	1	0	0	0	0	0	0	0	0	0	0	.423
Feb 21	vs Loyola Marymount	*of/ph	3	1	1	2	0	0	1	1	0	0	0	0	0	0	0	0	1	0	.414
Feb 22	vs Baylor	*c/dp	2	0	0	1	0	0	0	1	0	0	0	0	0	0	0	0	0	0	.387
Feb 22	vs UCLA	*dp	3	0	0	0	0	0	0	0	0	0	0	0	0	0	0	1	0	0	.353
Feb 28	IOWA	*c/dp	2	0	1	2	0	0	1	0	0	0	0	0	0	0	0	0	0	0	.361
Feb 28	ILLINOIS	*of/dp	4	2	2	6	1	0	1	0	0	0	0	0	0	0	0	1	0	0	.375
Mar 01	IOWA	*of	3	1	2	3	1	0	1	0	0	0	0	0	0	0	0	0	0	0	.395
Mar 01	ILLINOIS	*of/dp	1	1	1	2	1	0	0	2	0	0	0	0	1	0	0	0	0	0	.409
Mar 02	MISSOURI STATE	*c/dh	3	1	2	2	0	1	0	1	0	0	0	0	0	0	0	0	0	0	.426
Mar 07	at Ole Miss	*dh	3	0	0	0	0	0	0	0	0	0	0	0	0	0	0	1	0	0	.400
Mar 08	at Ole Miss	*of	3	0	1	0	0	0	0	1	0	0	0	0	0	0	0	0	1	1	.396
Mar 09	at Ole Miss	*dh	5	3	1	3	1	0	0	0	0	0	0	0	0	0	0	0	0	0	.379
Mar 15	OKLAHOMA-1	*dh	3	0	0	0	0	0	0	0	0	0	0	0	0	1	1	0	0	0	.361
Mar 15	OKLAHOMA-2	*dh	3	0	1	0	1	0	0	0	0	0	0	1	0	0	0	1	0	0	.359
Mar 16	OKLAHOMA	*dh	3	1	1	3	0	0	1	1	0	0	0	0	0	0	0	0	0	0	.358
Mar 18	UCA	*dh	3	0	0	0	0	0	0	0	0	0	0	0	0	0	0	0	0	0	.343
Mar 22	at Tennessee	*dh	4	1	1	2	0	0	1	0	0	0	0	0	0	0	0	1	0	0	.338
Mar 23	at Tennessee	*dh	3	1	1	1	0	0	1	0	0	0	0	0	0	0	0	1	0	0	.338
Mar 24	at Tennessee	*c/dh	3	0	0	0	0	0	0	0	0	0	0	0	0	0	0	0	0	0	.325
Mar 28	KENTUCKY	*dh	1	1	0	1	0	0	0	1	0	0	0	0	0	1	0	0	0	0	.321
Mar 29	KENTUCKY	*dh	2	2	1	2	0	0	1	0	0	0	1	0	0	0	0	0	0	0	.325
Mar 30	KENTUCKY	*dh	1	0	0	0	0	0	0	2	0	0	0	0	0	0	0	0	0	0	.321
Apr 04	at Florida	*dh	4	0	0	0	0	0	0	0	0	0	0	0	0	0	0	0	1	0	.307
Apr 11	SOUTH CAROLINA	*dh	4	0	2	3	1	0	0	0	0	0	0	0	0	0	0	2	0	0	.315
Apr 12	SOUTH CAROLINA	*dh	4	0	1	0	0	0	0	0	0	0	0	0	0	0	0	1	0	0	.312
Apr 13	SOUTH CAROLINA	*dh	1	1	0	0	0	0	0	2	0	0	0	0	0	0	0	0	0	0	.309
Apr 15	at UCA	*dh	3	0	1	3	1	0	0	0	0	0	0	0	1	1	0	0	0	0	.310
Apr 18	COLORADO STATE-1	*dh	2	1	1	4	0	0	1	1	0	0	0	0	0	0	0	0	0	0	.314
Apr 18	COLORADO STATE-2	*dh	0	0	0	0	0	0	0	3	0	0	0	0	0	0	0	0	0	0	.314
Apr 25	at Texas A&M	*dh/ph	2	1	1	1	0	0	1	1	0	0	0	1	0	0	0	0	0	0	.317
Apr 26	at Texas A&M	*dh/ph	4	0	2	1	0	0	0	0	0	0	0	0	0	0	0	0	0	0	.324
Apr 27	at Texas A&M	*dh	2	0	1	0	0	0	0	1	0	0	0	0	0	0	1	0	0	0	.327
May 01	LSU	*dh	3	2	2	4	1	0	1	1	0	0	0	0	0	0	0	0	0	0	.336
May 02	LSU	*dh	3	0	0	0	0	0	0	0	0	0	0	1	0	0	0	0	0	0	.328
May 03	LSU	*dh	3	0	1	0	0	0	0	1	0	0	0	0	0	0	0	0	0	0	.328
May 07	at Georgia	*dh	2	1	1	1	0	0	1	1	0	0	0	0	0	0	0	0	0	0	.331
May 08	vs Tennessee	*dh	2	0	0	0	0	0	0	2	0	0	0	0	0	0	0	0	1	0	.325
May 09	vs Oklahoma	*dh	2	1	0	0	0	0	0	2	0	0	0	0	0	0	0	0	1	0	.320
May 16	SAINT LOUIS	*dh	1	1	0	0	0	0	0	2	0	0	0	0	0	0	0	0	0	0	.317
May 17	OKLAHOMA STATE	*dh	5	0	2	2	1	0	0	0	0	0	0	0	0	0	0	0	0	0	.321
May 18	OKLAHOMA STATE	*dh	4	0	1	1	0	0	0	0	0	0	0	0	0	0	0	1	0	0	.319
May 23	OLE MISS	*dh	3	2	2	1	0	0	0	2	0	0	0	0	0	0	0	0	1	0	.326
May 24	OLE MISS	*dh	2	1	1	0	1	0	0	2	0	0	0	0	0	0	0	0	0	0	.329
Totals			52gs	140	36	46	66	12	1	16	36	0	0	6	1	3	4	17	2	0	.329

Date	Opponent	GS	IP	H	R	ER	BB	SO	2B	3B	HR	WP	BK	HBP	IBB	Score	W-L	Sv	ERA	NP
Mar 02	MISSOURI STATE	1.0	1	0	0	0	1	0	0	0	0	0	0	0	0	13-2	0-0	0	0.00	23
Totals		0	1.0	1	0	0	0	1	0	0	0	0	0	0	0	13-2	0-0	0	0.00	-



ROBYN HERRON

LHP • R/L • 5-10 • Junior
Tampa, Fla. • Sickles HS

11

CAREER STATS

Year	ERA	W-L	APP	GS	CG	SHO	SV	IP	H	R	ER	BB	SO	2B	3B	HR	BF	B.AVG	WP	HBP	BK	SF	SH
2023	2.30	8-4	24	13	2	2/3	0	73.0	46	29	24	38	107	5	1	8	306	.175	8	3	0	1	1
2024	1.62	12-9	29	19	10	5/0	0	125.1	74	36	29	43	143	9	2	7	503	.171	11	12	0	5	9
2025	2.69	18-6	33	24	11	4/2	3	140.2	99	67	54	71	157	18	2	13	601	.194	11	15	0	3	1
TOTAL	2.21	38-19	86	56	23	11/5	3	339.0	219	132	107	152	407	32	5	28	1410	.181	30	30	0	9	11

CAREER HONORS

- » SEC Spring Academic Honor Roll (2024)
- » SEC Pitcher of the Week (April 16, 2024)
- » Extra Inning Softball's Extra Elite 100 No. 14 Overall Player (2022)

GAME-BY-GAME

Date	Opponent	GS	IP	H	R	ER	BB	SO	2B	3B	HR	WP	BK	HBP	IBB	Score	W-L	Sv	ERA	NP	
Feb 06	at Texas State	*	6.0	3	1	0	4	5	1	0	0	1	0	0	0	3-1	1-0	0	0.00	105	
Feb 08	vs Bradley	*	3.0	1	1	1	2	4	0	0	0	0	0	0	0	9-1	1-0	0	0.78	38	
Feb 14	at Louisiana Tech	*	5.0	3	1	1	1	7	0	0	1	0	0	0	0	9-1	2-0	0	1.00	65	
Feb 16	vs Louisiana Monroe	*	5.0	0	0	0	2	11	0	0	0	1	0	0	0	10-0	3-0	0	0.74	71	
Feb 20	vs Cal State Fullerton	*	5.0	1	0	0	2	8	0	1	0	1	0	0	0	10-0	4-0	0	0.58	60	
Feb 22	vs Baylor	*	4.0	0	0	0	0	6	0	0	0	0	0	1	0	8-0	5-0	0	0.50	55	
Feb 28	IOWA	*	5.0	1	0	0	1	6	0	0	0	0	0	1	0	9-0	6-0	0	0.42	74	
Mar 07	at Ole Miss	*	5.0	6	5	3	1	5	0	0	1	1	0	2	0	1-9	6-1	0	0.92	108	
Mar 09	at Ole Miss	*	5.0	5	3	3	6	4	0	0	1	1	0	0	0	20-3	7-1	0	1.30	98	
Mar 15	OKLAHOMA-1	*	6.1	5	7	7	8	5	1	0	1	0	0	1	0	0-7	7-2	0	2.13	124	
Mar 15	OKLAHOMA-2	*	1.2	2	2	2	3	1	1	0	0	0	0	1	0	4-6	7-3	0	2.33	54	
Mar 18	UCA	*	4.2	4	3	2	1	6	1	0	0	0	0	1	0	6-3	8-3	0	2.39	79	
Mar 22	at Tennessee	*	8.0	4	3	3	4	16	2	0	1	0	0	1	0	6-3	9-3	0	2.42	155	
Mar 23	at Tennessee	*	0.2	2	0	0	1	0	0	0	0	0	0	1	0	9-0	9-3	0	2.39	23	
Mar 28	KENTUCKY	*	2.2	1	0	0	2	2	0	0	0	1	0	0	0	5-3	9-3	1	2.30	53	
Mar 29	KENTUCKY	*	4.0	7	2	1	1	5	0	0	0	1	0	0	0	10-2	10-3	1	2.27	60	
Apr 04	at Florida	*	7.0	4	1	1	2	4	0	0	1	0	0	0	0	4-1	11-3	1	2.15	113	
Apr 05	at Florida	*	5.2	2	5	1	2	5	0	0	2	1	0	2	0	7-10	11-4	1	2.09	99	
Apr 11	SOUTH CAROLINA	*	6.0	3	2	2	4	9	1	0	0	0	0	1	0	10-2	12-4	1	2.11	111	
Apr 12	SOUTH CAROLINA	*	1.2	1	0	0	0	2	0	0	0	0	0	0	0	4-5	12-4	1	2.07	26	
Apr 13	SOUTH CAROLINA	*	7.0	7	4	4	3	7	1	0	1	0	0	1	0	5-4	13-4	1	2.21	122	
Apr 18	COLORADO STATE-1	*	3.0	2	1	1	1	4	2	0	0	0	0	0	0	14-1	14-4	1	2.21	45	
Apr 25	at Texas A&M	*	5.0	3	3	2	3	4	1	0	0	0	0	0	0	7-5	15-4	1	2.24	94	
Apr 26	at Texas A&M	*	0.1	0	0	0	1	0	0	0	0	0	0	0	0	7-4	15-4	2	2.23	8	
Apr 27	at Texas A&M	*	2.1	2	1	1	0	1	0	0	1	0	0	1	0	0-2	15-4	2	2.25	29	
May 01	LSU	*	3.1	2	2	2	6	3	0	0	0	0	0	0	0	12-9	15-4	3	2.31	74	
May 02	LSU	*	4.1	6	7	5	4	5	3	0	0	1	0	0	0	2-13	15-5	3	2.52	93	
May 07	at Georgia	*	3.0	1	0	0	0	3	0	0	0	0	0	0	0	5-1	16-5	3	2.46	32	
May 08	vs Tennessee	*	7.0	6	1	0	0	9	0	0	0	2	0	0	0	6-1	17-5	3	2.32	90	
May 16	SAINT LOUIS	*	5.0	0	0	0	1	6	0	0	0	0	0	1	0	10-0	14-2	3	2.66	66	
May 09	vs Oklahoma	*	2.0	4	4	4	0	3	1	0	2	0	0	0	0	6-8	17-6	3	2.50	43	
May 17	OKLAHOMA STATE	*	4.0	5	5	5	3	3	2	1	0	0	0	0	0	6-5	17-6	3	2.69	85	
May 18	OKLAHOMA STATE	*	6.0	3	0	0	1	2	0	0	0	0	0	1	0	12-0	18-6	3	2.57	74	
May 23	OLE MISS	*	2.0	2	3	3	2	2	1	0	1	0	0	0	0	7-9	18-6	3	2.69	47	
Totals			24	140	299	67	54	71	157	18	2	13	11	0	15	0	233-119	18-6	3	2.69	

SEASON HIGHS

Category	No.	Opponent (Last)	Date
Innings	8.0	Tennessee	3/22/25
Longest Start	8.0	Tennessee	3/22/25
Shortest Start	3.0	Bradley	2/8/25
Longest Relief	5.2	Florida	4/5/25
Hits	7	2x (South Carolina)	4/13/25
Runs	7	Oklahoma	3/15/25
Earned Runs	7	Oklahoma	3/15/25
Walks	8	Oklahoma	3/15/25
Strikeouts	16	Tennessee	3/22/25
Pitches	155	Tennessee	3/22/25

CAREER HIGHS

Category	No.	Opponent (Last)	Date
Innings	8.0	Tennessee	3/22/25
Longest Start	8.0	Tennessee	3/22/25
Shortest Start	0.2	Auburn	3/17/24
Longest Relief	6.1	2x (SEMO)	3/3/24
Hits	7	2x (South Carolina)	4/13/25
Runs	7	Oklahoma	3/15/25
Earned Runs	7	Oklahoma	3/15/25
Walks	8	Oklahoma	3/15/25
Strikeouts	16	Tennessee	3/22/25
Pitches	155	Tennessee	3/22/25

PLAYER PROFILE

- » Is one of just seven returning pitchers nationally who ranked in the Top 25 in ERA and Top 40 in shutouts during the 2024 season, joining Nijaree Canady (Texas Tech), Maddia Groff (Omaha), Karlyn Pickens (Tennessee), Kasey Ricard (Boston), Alivia Wilken (North Alabama) and Isabella Smith (Oklahoma).
- » Her 10 10+ strikeout games are the third-most in program history trailing only Katy Henry (2005-08, 14) and Mary Haff (2018-22, 16).
- » Threw her first career perfect game and the second 7-inning perfect game in program history while striking out 11 in a 7-0 win over Illinois State on Feb. 24, 2024.
- » Ranked ninth nationally and second among all SEC pitchers in hits allowed per seven innings (4.13) in 2024.
- » Was part of the Razorbacks' No. 1 recruiting class in 2022, alongside current teammates Rylee Cloud, Reagan Johnson and Atalyia Rijo.
- » Helped lead Sickles High School to a No. 1 national ranking during the 2021 season garnering four wins in the circle during a 6-0 start.
- » Majoring in Public Health



PAYTON BURNHAM

RHP • R/R • 5-8 • Freshman
Eugene, Ore. • Sheldon HS

12

CAREER STATS

Year	Avg.	GP-GS	AB	R	H	2B	3B	HR	RBI	TB	SLG%	BB	HBP	SO	GDP	OBP	SF	SH	SB-ATT	PO	A	E	FLD%
2025	.000	18-9	7	0	0	0	0	0	1	0	.000	0	0	1	1	.000	1	0	0-0	2	8	2	.833
TOTAL	.000	18-9	7	0	0	0	0	0	1	0	.000	0	0	1	1	.000	1	0	0-0	2	8	2	.833
Year	ERA	W-L	APP	GS	CG	SHO	SV	IP	H	R	ER	BB	SO	2B	3B	HR	BF	B.AVG	WP	HBP	BK	SF	SH
2025	2.40	16-2	28	19	5	4/3	3	113.2	91	44	39	43	90	10	0	13	478	.216	4	7	0	0	6
TOTAL	2.40	16-2	28	19	5	4/3	3	113.2	91	44	39	43	90	10	0	13	478	.216	4	7	0	0	6

SEASON HIGHS (PITCHING)

Category	No.	Opponent (Last)	Date
Innings	7.0	LSU	5/3/25
Longest Start	7.0	LSU	5/3/25
Shortest Start	2.2	UCLA	2/22/25
Longest Relief	4.0	Oklahoma State	5/17/25
Hits	7	LSU	5/1/25
Runs	6	Ole Miss	3/8/25
Earned Runs	4	2x (Oklahoma)	3/16/25
Walks	8	Texas A&M	4/26/25
Strikeouts	9	Central Arkansas	4/15/25
Pitches	120	Texas A&M	4/26/25

CAREER HIGHS (PITCHING)

Category	No.	Opponent (Last)	Date
Innings	7.0	LSU	5/3/25
Longest Start	7.0	LSU	5/3/25
Shortest Start	2.2	UCLA	2/22/25
Longest Relief	4.0	Oklahoma State	5/17/25
Hits	7	LSU	5/1/25
Runs	6	Ole Miss	3/8/25
Earned Runs	4	2x (Oklahoma)	3/16/25
Walks	8	Texas A&M	4/26/25
Strikeouts	9	Central Arkansas	4/15/25
Pitches	120	Texas A&M	4/26/25

SEASON HIGHS (HITTING)

Category	No.	Opponent (Last)	Date
Hits	-	-	-
Doubles	-	-	-
Triples	-	-	-
Home Runs	-	-	-
RBI	1	Bradley	2/7/25
Runs	-	-	-
Walks	-	-	-
ABs	1	Lipscomb	2/7/25

CAREER HIGHS (HITTING)

Category	No.	Opponent (Last)	Date
Hits	-	-	-
Doubles	-	-	-
Triples	-	-	-
Home Runs	-	-	-
RBI	1	Bradley	2/7/25
Runs	-	-	-
Walks	-	-	-
ABs	1	Lipscomb	2/7/25

CAREER HONORS | PLAYER PROFILE

- » D1 Softball D100 Freshman (2025)
 - » Softball America Freshman Watch List (2025)
 - » MaxPreps All-American (2024)
 - » Oregon Gatorade Player of the Year (2023)
 - » Led Shelton HS to 6A Oregon State title (2023,2024)
- » Oregon 6A Pitcher of the Year (2023, 2024)
 - » Struck out 10 while spinning a no-hitter in the 2024 Oregon 6A State Championship.
 - » Trains horses and dogs in her free time.
 - » Majoring in Recreation and Sports Management

GAME-BY-GAME

Date	Opponent	Pos	AB	R	H	RBI	2B	3B	HR	BB	SB	CS	HBP	SAC	SF	GDP	K	PO	A	E	AVG
Feb 07	vs Lipscomb	ph	1	0	0	0	0	0	0	0	0	0	0	0	0	0	0	0	0	0	.000
Feb 07	vs Bradley	*p/ph	0	0	0	1	0	0	0	0	0	0	0	0	1	0	0	0	0	0	.000
Feb 14	vs Louisiana Monroe	*p	2	0	0	0	0	0	0	0	0	0	0	0	0	1	0	0	0	0	.000
Feb 16	vs Louisiana Monroe	ph	1	0	0	0	0	0	0	0	0	0	0	0	0	0	0	0	0	0	.000
Feb 22	vs Baylor	ph	1	0	0	0	0	0	0	0	0	0	0	0	0	0	0	0	0	0	.000
Mar 01	IOWA	ph	1	0	0	0	0	0	0	0	0	0	0	0	0	0	0	1	0	0	.000
Mar 30	KENTUCKY	p	1	0	0	0	0	0	0	0	0	0	0	0	0	0	0	0	1	0	.000
Totals			7gs	7	0	0	1	0	0	0	0	0	0	0	1	1	1	2	8	2	.000

Date	Opponent	GS	IP	H	R	ER	BB	SO	2B	3B	HR	WP	BK	HBP	IBB	Score	W-L	Sv	ERA	NP	
Feb 07	vs Bradley	*	6.1	3	1	1	1	8	0	0	0	1	0	1	0	3-1	1-0	0	1.11	94	
Feb 08	vs San Diego		2.0	0	0	0	2	0	0	0	0	0	0	0	0	2-1	2-0	0	0.84	25	
Feb 14	vs Louisiana Monroe	*	4.0	2	1	1	3	4	0	0	0	0	0	1	0	11-2	3-0	0	1.14	61	
Feb 16	vs Southern Miss		1.1	0	0	0	1	3	0	0	0	0	0	0	0	12-3	3-0	0	1.02	20	
Feb 20	vs Rutgers	*	5.0	2	0	0	0	5	0	0	0	0	0	1	0	10-0	4-0	0	0.75	61	
Feb 22	vs UCLA	*	2.2	4	4	4	0	2	0	0	1	0	0	2	0	1-9	4-1	0	1.97	44	
Feb 28	ILLINOIS		2.0	0	0	0	4	0	0	0	0	0	0	0	0	12-4	4-1	1	1.80	22	
Mar 01	ILLINOIS	*	6.0	4	1	2	4	0	0	0	0	0	0	0	0	10-1	5-1	1	1.67	71	
Mar 08	at Ole Miss	*	3.0	6	6	3	0	2	1	0	1	0	0	0	0	3-9	5-2	1	2.16	71	
Mar 15	OKLAHOMA-2	*	5.1	5	4	4	2	3	2	0	2	0	0	0	0	4-6	5-2	1	2.60	83	
Mar 16	OKLAHOMA		3.1	3	2	1	1	3	1	0	0	1	0	0	0	7-10	5-2	1	2.56	54	
Mar 23	at Tennessee	*	6.1	3	0	0	3	5	1	0	0	0	0	0	0	9-0	6-2	1	2.22	88	
Mar 28	KENTUCKY	*	4.1	6	3	3	3	5	1	0	1	0	0	1	0	5-3	7-2	1	2.44	86	
Mar 30	KENTUCKY		3.0	2	0	0	2	1	0	0	0	0	0	0	0	2-1	8-2	1	2.30	40	
Apr 05	at Florida	*	3.0	3	5	5	4	1	0	0	1	0	0	0	0	7-10	8-2	1	2.79	65	
Apr 06	at Florida		0.1	0	0	0	0	0	0	0	0	0	0	0	0	9-5	8-2	2	2.78	4	
Apr 07	at North Florida	*	3.0	2	0	0	0	4	0	0	0	0	0	0	0	14-0	9-2	2	2.64	40	
Apr 12	SOUTH CAROLINA	*	4.1	8	2	2	0	1	1	0	0	1	0	0	0	4-5	9-2	2	2.68	51	
Apr 15	at UCA	*	6.0	3	0	0	1	9	0	0	0	0	0	0	0	7-0	10-2	2	2.45	94	
Apr 25	at Texas A&M		2.0	3	2	2	1	1	0	0	1	0	0	0	0	7-5	10-2	3	2.58	45	
Apr 26	at Texas A&M	*	6.2	5	4	3	8	2	0	0	1	1	0	0	2	7-4	11-2	3	2.62	120	
May 01	LSU		3.0	7	4	4	4	0	1	0	1	0	0	0	0	12-9	12-2	3	2.87	81	
May 03	LSU	*	7.0	4	0	0	2	6	2	0	0	0	0	0	0	6-0	13-2	3	2.64	79	
May 07	at Georgia	*	4.0	5	1	1	1	2	0	0	0	0	0	0	0	5-1	13-2	3	2.61	62	
May 16	SAINT LOUIS	*	5.0	0	0	0	1	6	0	0	0	0	0	1	0	10-0	14-2	3	2.66	66	
May 17	OKLAHOMA STATE		4.0	2	0	0	1	0	0	0	0	0	0	0	0	6-5	15-2	3	2.56	55	
May 24	OLE MISS	*	7.0	3	0	0	1	7	0	0	0	0	0	0	0	4-0	16-2	3	2.40	77	
Totals			19	113.2	91	44	39	43	90	10	0	13	4	0	7	2	195-102	16-2	3	2.40	



KASEY WOOD

UTL • R/R • 5-8 • Sophomore
Bentonville, Ark. • Bentonville HS

13

CAREER STATS

Year	Avg.	GP-GS	AB	R	H	2B	3B	HR	RBI	TB	SLG%	BB	HBP	SO	GDP	OBP	SF	SH	SB-ATT	PO	A	E	FLD%
2024	.000	2-0	0	0	0	0	0	0	0	0	.000	0	0	0	0	.000	0	0	0-0	0	0	0	.000
2025	.000	30-0	2	16	0	0	0	0	0	0	.000	1	0	2	0	.333	0	0	0-0	0	2	0	1.000
TOTAL	.000	32-0	2	16	0	0	0	0	0	0	.000	1	0	2	0	.333	0	0	0-0	0	2	0	1.000

SEASON HIGHS

Category	No.	Opponent (Last)	Date
Hits	-	-	-
Doubles	-	-	-
Triples	-	-	-
Home Runs	-	-	-
RBI's	-	-	-
Runs	1	9x (South Carolina)	4/11/25
Walks	1	Lipscomb	2/7/25
ABs	1	2x (Colorado State)	4/18/25

CAREER HIGHS

Category	No.	Opponent (Last)	Date
Hits	-	-	-
Doubles	-	-	-
Triples	-	-	-
Home Runs	-	-	-
RBI's	-	-	-
Runs	1	9x (South Carolina)	4/11/25
Walks	1	Lipscomb	2/7/25
ABs	1	2x (Colorado State)	4/18/25

PLAYER PROFILE

- » Appeared twice as a pinch runner in 2024 while also making two appearances in the circle, totaling 1.2 scoreless innings and no earned runs.
- » Prepped as a two-way star at Bentonville High School in Bentonville, Ark., leading the Tigers to back-to-back Arkansas 6A State Championships in 2021 and 2022.
- » Ranked No. 36 in Extra Inning Softball's 2023 Extra Elite 100
- » Hit .466 with four home runs, 22 RBI and 39 runs scored as a junior while racking up a .581 on-base percentage and .849 slugging percentage.
- » Compiled 13 wins and 90 strikeouts in the circle and slashing .324/.419/.477 with KC Peppers 18U-Wallace and tabbed to the Extra Inning Softball 2021 "All Summer Team" for the 18U level
- » Majoring in Recreation and Sport Management

CAREER HONORS

- » First-Year SEC Academic Honor Roll (2024)
- » NWA Arkansas Democrat-Gazette Player of the Year (2023, 2024)
- » No. 36 in Extra Inning Softball's 2023 Extra Elite 100

GAME-BY-GAME

Date	Opponent	Pos	AB	R	H	RBI	2B	3B	HR	BB	SB	CS	HBP	SAC	SF	GDP	K	PO	A	E	AVG
Feb 07	vs Lipscomb	ph/3b	1	0	0	0	0	0	0	1	0	0	0	0	0	0	1	0	2	0	.000
Apr 18	COLORADO STATE-1	ph/of	1	0	0	0	0	0	0	0	0	0	0	0	0	0	1	0	0	0	.000
Totals		Ogs	2	12	0	0	0	0	0	1	0	0	0	0	0	0	2	0	2	0	.000



KARLIE DAVISON

INF • R/R • 5-8 • Junior
Torrance, Calif. • Utah / Chadwick HS

14

CAREER STATS

Year	Avg.	GP-GS	AB	R	H	2B	3B	HR	RBI	TB	SLG%	BB	HBP	SO	GDP	OBP	SF	SH	SB-ATT	PO	A	E	FLD%
2023	.203	56-56	133	25	27	3	0	11	32	63	.474	13	1	26	2	.275	2	4	2-3	51	87	13	.914
2024	.294	40-31	85	16	25	5	0	3	12	39	.459	11	2	20	0	.384	1	2	5-6	19	42	6	.910
2025	.277	57-57	148	34	41	11	2	5	23	71	.480	14	8	21	0	.366	2	3	5-5	79	104	2	.989
TOTAL	.254	153-144	366	75	93	19	2	19	67	173	.473	38	11	67	2	.338	5	7	12-14	149	233	21	.948

SEASON HIGHS

Category	No.	Opponent (Last)	Date
Hits	3	2x (UCA)	4/15/25
Doubles	1	10x (Oklahoma St.)	5/18/25
Triples	1	2x (Ole Miss)	3/8/25
Home Runs	1	4x (Oklahoma St.)	5/18/25
RBI's	4	Oklahoma State	5/18/25
Runs	3	Lipscomb	2/7/25
Walks	2	2x (Colorado St.)	4/18/25
ABs	4	7x (Oklahoma St.)	5/18/25

CAREER HIGHS

Category	No.	Opponent (Last)	Date
Hits	3	4x (UCA)	4/15/25
Doubles	1	18x (Oklahoma St.)	5/18/25
Triples	1	2x (Ole Miss)	3/8/25
Home Runs	2	Oregon	5/6/23
RBI's	5	Southern Illinois	5/19/23
Runs	3	Lipscomb	2/7/25
Walks	2	5x (Colorado State)	4/18/25
ABs	5	Arizona	3/18/23

PLAYER PROFILE

- » Transferred to Arkansas from Utah where she spent the 2023-24 seasons. Davison was coached by DJ Gasso at Utah in 2023 and was a teammate of current Arkansas graduate assistant Mariah Lopez in 2023 and 2024.
- » Logged an appearance in 40 games to go with 31 starts while posting a .294 average with five doubles, three homers, 12 RBI's, 15 runs scored, five stolen bases and 11 walks as a sophomore at Utah in 2023.
- » As a freshman she belted a team-high 11 home runs while starting all 56 games and helping lead Utah to a Women's College World Series appearance.
- » Majoring in business analytics and communication.
- » Was a Top 50 recruit in the 2022 class and four-year starter and three-time team captain at Chadwick High School.
- » Played travel ball for OC Batbusters 18U-Stith.
- » Father Scott Davison pitched in the MLB with the Seattle Mariners from 1995-1996. Both her grandfathers Ralph Davison (SD Padres) and Dave Mardsen (LA Angels) were drafted and played in the minor leagues.
- » Majoring in Organizational Management & Leadership

CAREER HONORS

- » Pac-12 Freshman of the Week (May 8, 2023)
- » Pac-12 Player of the Week (May 8, 2023)
- » NFCA Scholar Athlete (2023)

GAME-BY-GAME

Date	Opponent	Pos	AB	R	H	RBI	2B	3B	HR	BB	SB	CS	HBP	SAC	SF	GDP	K	PO	A	E	AVG	
Feb 06	at Texas State	*2b	2	0	0	0	0	0	0	0	0	0	0	0	0	0	1	3	2	1	.000	
Feb 07	vs Lipscomb	*2b	2	3	1	0	0	0	0	2	1	0	0	0	0	0	0	1	2	0	.250	
Feb 07	vs Bradley	*2b	2	0	0	0	0	0	0	0	0	0	0	0	0	0	0	2	1	0	.167	
Feb 08	vs Bradley	*2b	3	0	1	1	1	0	0	0	1	0	0	0	0	0	0	2	1	0	.222	
Feb 14	vs Louisiana Monroe	*2b/ph	0	1	0	0	0	0	0	0	0	0	1	0	0	0	0	2	1	0	.222	
Feb 14	at Louisiana Tech	*dh/2b	3	0	0	0	0	0	0	0	0	0	0	0	0	0	0	0	1	0	.167	
Feb 15	vs Southern Miss	*dh/2b	1	0	0	0	0	0	0	0	0	0	1	0	0	0	1	0	0	1	.154	
Feb 16	vs Southern Miss	*2b	2	2	2	1	1	0	0	1	1	0	0	0	0	0	0	0	1	0	.267	
Feb 16	vs Louisiana Monroe	*2b	2	1	0	0	0	0	0	0	0	0	1	0	0	0	0	1	1	0	.235	
Feb 20	vs Rutgers	*dh/2b	2	1	0	1	0	0	0	1	0	0	0	0	0	0	0	0	0	3	.211	
Feb 20	vs Cal State Fullerton	*2b	1	1	0	2	0	0	0	1	0	0	0	0	1	0	0	1	2	0	.200	
Feb 21	vs Loyola Marymount	*2b	3	1	2	0	0	0	0	0	0	0	0	0	0	0	0	0	1	0	.261	
Feb 22	vs Baylor	*2b	2	1	0	0	0	0	0	0	0	1	0	0	0	0	0	0	1	1	.240	
Feb 22	vs UCLA	*2b	2	0	0	0	0	0	0	0	0	0	0	0	0	0	0	2	0	0	.222	
Feb 28	IOWA	*2b	2	0	0	0	0	0	0	0	0	0	0	0	0	0	1	0	0	0	.207	
Feb 28	ILLINOIS	*2b	3	1	2	1	0	1	0	0	0	0	0	0	0	0	0	0	1	0	.250	
Mar 01	IOWA	*2b	2	1	2	2	1	0	0	0	0	0	0	0	0	0	0	3	5	0	.294	
Mar 01	ILLINOIS	*2b	3	1	1	1	1	0	0	1	1	0	0	0	0	0	0	0	4	0	.297	
Mar 02	MISSOURI STATE	*2b	3	1	1	0	1	0	0	0	0	0	0	0	0	0	0	0	1	0	.300	
Mar 07	at Ole Miss	*2b	2	0	0	0	0	0	0	0	0	0	1	0	0	0	1	1	0	0	.286	
Mar 08	at Ole Miss	*2b	3	0	3	0	1	1	0	0	0	0	0	0	0	0	0	1	3	0	.333	
Mar 09	at Ole Miss	*2b	4	1	1	1	0	0	0	0	0	0	1	0	0	0	1	0	2	0	.327	
Mar 15	OKLAHOMA-1	*2b	3	0	0	0	0	0	0	0	0	0	0	0	0	0	0	2	3	0	.308	
Mar 15	OKLAHOMA-2	*2b	2	0	0	0	0	0	0	0	0	0	1	0	0	0	0	4	2	0	.296	
Mar 16	OKLAHOMA	*2b	3	0	0	0	0	0	0	0	0	0	0	0	0	0	0	2	4	2	.281	
Mar 18	UCA	*2b	3	0	0	0	0	0	0	0	0	0	0	0	0	0	0	2	1	0	.267	
Mar 22	at Tennessee	*2b	3	1	2	1	1	0	0	0	0	0	0	0	1	0	0	0	0	0	.286	
Mar 23	at Tennessee	*2b	3	2	1	2	0	0	1	1	0	0	0	0	0	0	0	3	0	0	.288	
Mar 24	at Tennessee	*2b	3	0	0	0	0	0	0	0	0	0	0	0	0	0	0	2	1	2	.275	
Mar 28	KENTUCKY	*2b	3	0	0	0	0	0	0	0	0	0	0	0	0	0	0	2	2	0	.264	
Mar 29	KENTUCKY	*2b	2	1	1	1	0	0	1	0	0	0	1	0	0	0	0	3	0	0	.270	
Mar 30	KENTUCKY	*2b	2	0	2	0	0	0	0	1	0	0	0	0	0	0	0	1	1	0	.289	
Apr 04	at Florida	*2b	3	0	0	0	0	0	0	0	0	0	0	0	0	0	0	0	1	0	.278	
Apr 05	at Florida	*2b	4	0	1	0	0	0	0	0	0	0	1	1	0	0	1	5	3	0	.277	
Apr 06	at Florida	*2b	4	0	1	0	0	0	0	0	0	0	0	0	0	0	0	1	0	0	.276	
Apr 07	at North Florida	*2b	2	2	0	0	0	0	0	1	0	0	0	0	0	0	0	0	0	0	.270	
Apr 11	SOUTH CAROLINA	*2b	3	0	0	0	0	0	0	0	0	0	0	0	0	0	0	2	1	2	.261	
Apr 12	SOUTH CAROLINA	*2b	3	0	0	0	0	0	0	0	0	0	0	0	0	0	0	2	5	0	.253	
Apr 13	SOUTH CAROLINA	*2b	3	1	1	1	0	0	1	0	0	0	0	0	0	0	0	0	2	2	.255	
Apr 15	at UCA	*2b	3	0	3	1	1	0	0	0	0	0	0	0	0	0	0	3	1	0	.277	
Apr 18	COLORADO STATE-1	*2b	1	2	0	0	0	0	0	2	0	0	0	0	0	0	0	0	1	0	.275	
Apr 18	COLORADO STATE-2	*2b	3	0	1	1	0	0	0	0	0	0	0	0	0	0	0	2	0	0	.276	
Apr 25	at Texas A&M	*2b	4	1	2	0	0	0	0	0	0	0	0	0	0	0	0	0	1	3	.284	
Apr 26	at Texas A&M	*2b	4	0	0	0	0	0	0	0	0	0	0	0	0	0	0	1	1	3	.274	
Apr 27	at Texas A&M	*2b	3	0	0	0	0	0	0	0	0	0	0	0	0	0	0	1	1	4	.267	
May 01	LSU	*2b	4	0	0	0	0	0	0	0	0	0	0	0	0	0	0	2	1	4	.258	
May 02	LSU	*2b/dh	1	0	0	0	0	0	0	0	0	0	0	1	0	0	0	2	2	0	.256	
May 03	LSU	*2b	3	2	0	0	0	0	0	0	0	0	0	0	0	0	0	1	2	4	.250	
May 07	at Georgia	*2b	3	0	0	0	0	0	0	0	0	0	0	0	0	0	0	0	2	0	.244	
May 08	vs Tennessee	*2b	3	1	1	0	0	0	0	0	0	0	0	0	0	0	0	1	2	2	.246	
May 09	vs Oklahoma	*2b	3	1	2	0	1	0	0	0	1	0	0	0	0	0	0	1	2	6	.256	
May 16	SAINT LOUIS	*2b	3	0	1	1	0	0	0	0	0	0	0	0	0	0	0	0	2	0	.257	
May 17	OKLAHOMA STATE	*2b	2	0	0	0	0	0	0	1	0	0	0	1	0	0	0	2	1	0	.254	
May 18	OKLAHOMA STATE	*2b	4	2	2	4	1	0	1	0	0	0	0	0	0	0	0	1	3	6	.261	
May 23	OLE MISS	*2b	3	2	2	1	1	0	1	1	0	0	0	0	0	0	0	0	2	3	.269	
May 24	OLE MISS	*2b	3	0	2	0	0	0	0	0	0	0	0	0	0	0	0	1	0	0	.277	
Totals			57gs	148	34	41	23	11	2	5	14	5	0	8	3	2	0	21	79	104	2	.277



RAMSEY WALKER

OF • R/R • 5-7 • Freshman
Shreveport, La. • Calvary Baptist Academy

16

CAREER STATS

Year	Avg.	GP-GS	AB	R	H	2B	3B	HR	RBI	TB	SLG%	BB	HBP	SO	GDP	OBP	SF	SH	SB-ATT	PO	A	E	FLD%
2025	.143	47-1	7	9	1	0	0	0	2	1	.143	1	0	2	0	.222	1	0	0-0	7	0	1	.875
TOTAL	.143	47-1	7	9	1	0	0	0	2	1	.143	1	0	2	0	.222	1	0	0-0	7	0	1	.875

SEASON HIGHS

Category	No.	Opponent (Last)	Date
Hits	1	Colorado State	4/18/25
Doubles	-	-	-
Triples	-	-	-
Home Runs	-	-	-
RBIs	1	2x (Colorado St.)	4/18/25
Runs	1	Illinois	2/28/25
Walks	-	-	-
ABs	2	Southern Miss	2/15/25

CAREER HIGHS

Category	No.	Opponent (Last)	Date
Hits	1	Colorado State	4/18/25
Doubles	-	-	-
Triples	-	-	-
Home Runs	-	-	-
RBIs	1	2x (Colorado St.)	4/18/25
Runs	1	Illinois	2/28/25
Walks	-	-	-
ABs	2	Southern Miss	2/15/25

PLAYER PROFILE

- » Prepped at Calvary Baptist Academy in Shreveport, La. where she helped lead the Lady Cavs' to four-straight 2A State Championships.
- » Named a MaxPreps All-American after batting .575 with 23 home runs, 68 RBI and 41 extra-base hits as a senior. Her 23 home runs led the state of Louisiana and ranked fifth nationally.
- » Registered a .500 batting average and .574 on-base percentage with 21 home runs, 55 RBI, 17 doubles and two triples as a junior in 2023.
- » Named a Top 100 Freshman by D1 Softball and appeared on the Softball America Freshman Watch List ahead of the 2025 Season.
- » Registered a .500 batting average and .574 on-base percentage with 21 home runs, 55 RBI, 17 doubles and two triples as a junior.
- » Goes by the nickname Rambo, which she acquired from her travel ball teammates and came from the popular action-movie series, starring Sylvester Stallone.
- » Father Clint Walker played baseball at Arkansas from 1994-1996.
- » Enjoys hunting in her free time.

CAREER HONORS

- » D1 Softball D100 Freshman (2025)
- » Softball America Freshman Watch List (2025)
- » Max Preps All-American (2024)
- » Louisiana State Player of the Year (2022, 2024)
- » No. 16 Overall Player in Class of 2024 (Extra Inning Softball)

GAME-BY-GAME

Date	Opponent	Pos	AB	R	H	RBI	2B	3B	HR	BB	SB	CS	HBP	SAC	SF	GDP	K	PO	A	E	AVG
Feb 07	vs Lipscomb	ph/of	1	0	0	1	0	0	0	1	0	0	0	0	1	0	0	0	0	0	.000
Feb 15	vs Southern Miss	*of	2	0	0	0	0	0	0	0	0	0	0	0	0	0	2	0	0	0	.000
Apr 05	at Florida	pr/of	1	0	0	0	0	0	0	0	0	0	0	0	0	0	0	0	0	0	.000
Apr 07	at North Florida	dh/of	1	0	0	0	0	0	0	0	0	0	0	0	0	0	0	0	0	0	.000
Apr 18	COLORADO STATE-1	ph/of	1	0	1	1	0	0	0	0	0	0	0	0	0	0	0	0	0	0	.143
Totals		1gs	7	5	1	2	0	0	0	1	0	0	0	0	1	0	2	6	0	0	.143



KENNEDY MILLER

C • R/R • 5-8 • Sophomore
Georgetown, Texas • Georgetown HS

17

CAREER STATS

Year	Avg.	GP-GS	AB	R	H	2B	3B	HR	RBI	TB	SLG%	BB	HBP	SO	GDP	OBP	SF	SH	SB-ATT	PO	A	E	FLD%
2024	.331	52-52	136	23	45	5	2	8	36	78	.574	9	8	16	2	.400	2	0	2-2	276	33	1	.997
2025	.221	54-53	136	17	30	4	0	4	29	46	.338	14	6	19	1	.318	1	2	1-1	263	32	2	.993
TOTAL	.276	106-105	272	40	75	9	2	12	65	124	.456	23	14	35	3	.359	3	2	3-3	539	65	3	.995

CAREER HONORS

- » DI Softball Freshman All-American (2024)
- » Softball America Freshman All-American (2024)
- » NFCA First-Team All-South Region (2024)
- » Top 25 Finalist, Schutt Sports/NFCA Division I National Freshman of the Year finalist (2024)
- » SEC Freshman of the Week (March 19, 2024)
- » First-Year SEC Academic Honor Roll (2024)
- » No. 57 on Extra Inning Softball's Extra Elite 100 (2022)

GAME-BY-GAME

Date	Opponent	Pos	AB	R	H	RBI	2B	3B	HR	BB	SB	CS	HBP	SAC	SF	GDP	K	PO	A	E	AVG	
Feb 06	at Texas State	*c	3	0	1	0	0	0	0	0	0	0	0	0	0	0	0	7	0	0	.333	
Feb 07	vs Lipscomb	*dh	1	2	1	2	1	0	0	1	0	0	0	0	0	0	0	0	0	0	.500	
Feb 07	vs Bradley	*c	3	0	1	1	0	0	0	0	0	0	0	0	0	0	0	9	0	0	.429	
Feb 08	vs Bradley	*c	2	1	0	0	0	0	0	2	1	0	0	0	0	0	0	3	3	0	.333	
Feb 08	vs San Diego	*dh	1	0	0	0	0	0	0	1	0	0	1	0	0	0	0	0	0	0	.300	
Feb 14	vs Louisiana Monroe	*c	3	1	1	1	0	0	0	0	0	0	0	0	0	0	1	4	1	0	.308	
Feb 14	at Louisiana Tech	*c	3	2	2	2	0	0	1	0	0	0	0	0	0	0	0	6	1	0	.375	
Feb 20	vs Rutgers	*2b/dh	2	0	0	0	0	0	0	1	0	0	0	0	0	0	1	0	0	0	.333	
Feb 20	vs Cal State Fullerton	*dh/c	1	2	0	0	0	0	0	1	0	0	1	0	0	0	0	7	0	0	.316	
Feb 21	vs Loyola Marymount	*dh	3	1	1	1	0	0	1	0	0	0	0	0	0	0	1	0	0	0	.318	
Feb 22	vs Baylor	*dh/c	1	0	0	1	0	0	0	1	0	0	0	0	0	0	0	6	0	0	.304	
Feb 22	vs UCLA	*c	2	0	0	0	0	0	0	0	0	0	0	0	0	0	0	3	0	0	.280	
Feb 28	IOWA	*dh/c	3	0	0	0	0	0	0	0	0	0	0	0	0	0	0	5	1	0	.250	
Feb 28	ILLINOIS	*dh/c	2	0	0	0	0	0	0	1	0	0	0	0	0	0	1	5	1	0	.233	
Mar 01	IOWA	*c	3	1	2	2	1	0	0	0	0	0	0	0	0	0	0	4	0	0	.273	
Mar 01	ILLINOIS	*c	4	0	1	0	0	0	0	0	0	0	0	0	0	0	0	4	0	0	.270	
Mar 02	MISSOURI STATE	*dh/c	2	0	0	0	0	0	0	0	0	0	0	0	0	0	0	6	1	0	.256	
Mar 07	at Ole Miss	*c	1	0	0	1	0	0	0	0	0	0	1	0	1	0	0	4	1	1	.250	
Mar 08	at Ole Miss	*dh	3	0	1	0	0	0	0	0	0	0	0	0	0	0	0	1	0	0	.256	
Mar 09	at Ole Miss	*c	3	2	2	2	0	0	0	0	0	0	1	0	0	0	0	5	0	0	.283	
Mar 15	OKLAHOMA-1	*c	2	0	0	0	0	0	0	0	0	0	0	0	0	0	1	7	1	0	.271	
Mar 15	OKLAHOMA-2	*c	3	0	0	0	0	0	0	0	0	0	0	0	0	0	0	3	1	0	.255	
Mar 16	OKLAHOMA	*c	3	0	1	0	0	0	0	0	0	0	0	0	0	0	1	6	2	0	.259	
Mar 18	UCA	*c	3	0	1	0	0	0	0	0	0	0	0	0	0	0	0	8	0	0	.263	
Mar 22	at Tennessee	*c	3	0	0	0	0	0	0	0	0	0	1	0	0	0	0	15	1	0	.250	
Mar 23	at Tennessee	*c	3	0	0	0	0	0	0	1	0	0	0	0	0	0	0	1	5	1	.238	
Mar 24	at Tennessee	*dh/c	2	0	0	0	0	0	0	1	0	0	0	0	0	0	0	1	7	0	.231	
Mar 28	KENTUCKY	*c	2	0	0	0	0	0	0	0	0	0	0	0	0	0	0	1	7	0	.224	
Mar 29	KENTUCKY	*c	2	0	0	0	0	0	0	0	0	0	0	0	0	0	0	6	0	0	.217	
Mar 30	KENTUCKY	*c	1	0	0	0	0	0	0	0	0	0	0	0	0	0	0	2	1	0	.214	
Apr 04	at Florida	*c	2	0	0	0	0	0	0	0	0	0	0	0	0	0	1	3	2	0	.208	
Apr 05	at Florida	*c	4	0	0	0	0	0	0	0	0	0	0	1	0	0	1	7	0	0	.197	
Apr 06	at Florida	ph/c	1	0	0	1	0	0	0	0	0	0	0	0	0	0	0	1	0	0	.195	
Apr 07	at North Florida	*c	4	1	2	2	1	0	0	0	0	0	0	0	0	0	0	5	0	0	.210	
Apr 11	SOUTH CAROLINA	*c	2	0	0	0	0	0	0	1	0	0	0	0	0	0	0	8	2	0	.205	
Apr 12	SOUTH CAROLINA	*c	2	1	1	0	0	0	0	0	0	0	0	0	0	0	0	3	2	0	.212	
Apr 13	SOUTH CAROLINA	*c	2	0	0	0	0	0	0	0	0	0	0	0	0	0	0	8	1	0	.207	
Apr 15	at UCA	*c	2	0	0	0	0	0	0	0	0	0	0	1	0	0	1	8	1	0	.202	
Apr 18	COLORADO STATE-1	*c	2	2	2	3	0	0	1	0	0	0	0	0	0	0	0	6	1	0	.220	
Apr 18	COLORADO STATE-2	*c	2	0	0	1	0	0	0	1	0	0	0	0	0	0	0	2	0	0	.215	
Apr 25	at Texas A&M	*c	3	0	0	0	0	0	0	0	0	0	0	0	0	1	0	7	0	0	.208	
Apr 26	at Texas A&M	*c	3	0	0	0	0	0	0	0	0	0	0	0	0	0	0	2	0	0	.202	
Apr 27	at Texas A&M	*c	2	0	0	0	0	0	0	0	0	0	0	0	0	0	0	2	0	0	.198	
May 01	LSU	*c	3	1	2	3	0	0	1	1	0	0	0	0	0	0	0	5	0	0	.212	
May 02	LSU	*c	2	0	0	0	0	0	0	0	0	0	1	0	0	0	0	9	2	0	.208	
May 03	LSU	*c	3	0	2	1	0	0	0	0	0	0	0	0	0	0	0	6	0	0	.220	
May 07	at Georgia	*c	3	0	2	0	0	0	0	0	0	0	0	0	0	0	0	5	2	0	.232	
May 08	vs Tennessee	*c	3	0	0	0	0	0	0	0	0	0	0	0	0	0	0	1	8	2	.226	
May 09	vs Oklahoma	*c	4	0	0	0	0	0	0	0	0	0	0	0	0	0	0	3	0	0	.218	
May 16	SAINT LOUIS	*c	3	0	1	2	0	0	0	0	0	0	0	0	0	0	1	6	0	0	.221	
May 17	OKLAHOMA STATE	*c	4	0	1	0	0	0	0	0	0	0	0	0	0	0	0	1	2	1	.222	
May 18	OKLAHOMA STATE	*c	3	0	1	3	1	0	0	1	0	0	0	0	0	0	0	3	0	0	.225	
May 23	OLE MISS	*c	4	0	1	0	0	0	0	0	0	0	0	0	0	0	0	1	2	0	.226	
May 24	OLE MISS	*c	3	0	0	0	0	0	0	0	0	0	0	0	0	0	0	2	8	0	.221	
Totals			53gs	136	17	30	29	4	0	4	14	1	0	6	2	1	1	19	263	32	2	.221

SEASON HIGHS


Category	No.	Opponent (Last)	Date
Hits	2	8x (Georgia)	5/7/25
Doubles	1	3x (North Florida)	4/7/25
Triples	-	-	-
Home Runs	1	3x (Colorado St.)	4/18/25
RBI's	3	2x (Oklahoma St.)	5/18/25
Runs	2	5x (Colorado St.)	4/18/25
Walks	2	Bradley	2/7/25
ABs	4	3x (North Florida)	4/7/25

CAREER HIGHS

Category	No.	Opponent (Last)	Date
Hits	3	2x (Auburn)	3/16/24
Doubles	2	Miss. State	3/23/24
Triples	1	2x (South Carolina)	4/14/24
Home Runs	2	2x (Auburn)	3/16/24
RBI's	3	7x (Oklahoma St.)	5/18/25
Runs	2	12x (Ole Miss)	3/9/25
Walks	2	2x (Bradley)	2/7/25
ABs	4	5x (Illinois)	3/1/25

PLAYER PROFILE

- » Earned DI Softball and Softball America Freshman All-America honors after batting .331 with 45 hits, eight home runs, five doubles, two triples, nine walks 36 RBI and 23 runs scored in 2024. She finished second on the team in batting average and fourth in home runs.
- » Entered the season as the all-time career leader in fielding percentage in Arkansas Softball history with a .997 fielding percentage in 310 chances.
- » Threw out five would-be basestealers in 2024.
- » Her eight home runs in 2024 were the most by a Razor-back freshman since Kacie Hoffman hit eight in 2022.
- » Second catcher in program history from Georgetown, Texas, joining Taylor Ellsworth (2022) who she wears No. 17 in honor of and helped connect Miller with Arkansas during her recruitment. When she was a kid she took catching lessons from Ellsworth.
- » Led Georgetown High School to a Texas 5A runner-up finish as a junior in 2022 after slashing .422/.517/.989 and recorded 12 home runs, 35 runs scored and 40 RBI.
- » Majoring in Finance Real Estate



AVA CARTER

UTL • L/R • 5-6 • Freshman
Paragould, Ark. • Greene County Tech HS

21

CAREER STATS

Year	Avg.	GP-GS	AB	R	H	2B	3B	HR	RBI	TB	SLG%	BB	HBP	SO	GDP	OBP	SF	SH	SB-ATT	PO	A	E	FLD%
2025	.357	21-5	14	12	5	1	2	0	5	10	.714	3	0	3	0	.471	1	0	0-0	2	0	0	1.000
TOTAL	.357	21-5	14	12	5	1	2	0	5	10	.714	3	0	3	0	.471	1	0	0-0	2	0	0	1.000

CAREER HONORS

- » Jonesboro Sun Player of the Year (2022, 2023)
- » Arkansas 5A All-State (2021, 2022, 2023)

GAME-BY-GAME

Date	Opponent	Pos	AB	R	H	RBI	2B	3B	HR	BB	SB	CS	HBP	SAC	SF	GDP	K	PO	A	E	AVG
Feb 07	vs Lipscomb	*of	2	2	2	3	1	1	0	1	0	0	0	0	0	0	0	0	0	0	01.000
Feb 08	vs Bradley	ph	1	0	0	0	0	0	0	0	0	0	0	0	0	0	0	0	0	0	.667
Feb 08	vs San Diego	*of	2	0	1	0	0	0	0	0	0	0	0	0	0	0	0	1	0	0	.600
Feb 15	vs Southern Miss	ph/of	2	1	1	1	0	1	0	0	0	0	0	0	0	0	1	0	0	0	.571
Feb 16	vs Southern Miss	*dh/of	1	1	1	1	0	0	1	0	0	0	0	0	0	0	0	0	0	0	.625
Feb 16	vs Louisiana Monroe	*dh/of	1	1	0	0	0	0	0	1	0	0	0	0	0	0	0	0	0	0	.556
Feb 20	vs Rutgers	pr	1	0	0	0	0	0	0	0	0	0	0	0	0	0	0	0	0	0	.500
Mar 01	IOWA	ph	1	0	0	0	0	0	0	0	0	0	0	0	0	0	0	0	0	0	.455
Mar 22	at Tennessee	pr	0	1	0	0	0	0	0	0	0	0	0	0	0	0	0	0	0	0	.455
Apr 06	at Florida	*of	2	0	0	0	0	0	0	0	0	0	0	0	0	0	2	1	0	0	.385
Apr 07	at North Florida	ph	1	0	0	0	0	0	0	0	0	0	0	0	0	0	0	0	0	0	.357
Apr 18	COLORADO STATE-1	ph	0	0	0	1	0	0	0	0	0	0	0	0	1	0	0	0	0	0	.357
Totals		5gs	14	9	5	6	1	2	0	3	0	0	0	0	1	0	3	2	0	0	.357

SEASON HIGHS

Category	No.	Opponent (Last)	Date
Hits	2	Lipscomb	2/7/25
Doubles	1	Lipscomb	2/7/25
Triples	2	2x (Southern Miss)	2/16/25
Home Runs	-	Lipscomb	2/7/25
RBIs	3	Lipscomb	2/7/25
Runs	2	Lipscomb	2/7/25
Walks	1	3x (ULM)	2/16/25
ABs	2	2x (San Diego)	2/7/25

CAREER HIGHS

Category	No.	Opponent (Last)	Date
Hits	2	Lipscomb	2/7/25
Doubles	1	Lipscomb	2/7/25
Triples	2	2x (Southern Miss)	2/16/25
Home Runs	-	Lipscomb	2/7/25
RBIs	3	Lipscomb	2/7/25
Runs	2	Lipscomb	2/7/25
Walks	1	3x (ULM)	2/16/25
ABs	2	2x (San Diego)	2/7/25

PLAYER PROFILE

- » Arrives at Arkansas from Greene County Tech High School where she was a three-time all-state selection and two-time Jonesboro Sun Player of the Year.
- » Hit .562 with six home runs and 33 RBI while posting a .638 on-base percentage during her junior campaign
- » Batted .536 with a .643 on-base percentage and a slugging percentage of .821 while smacking two home runs in 2022. Also had 33 runs batted in and 25 stolen bases as a sophomore.
- » Led her high school to state runner-up finishes in 2022-23.
- » Also played basketball in high school, averaging 7.2 points per game, 3.4 rebounds per game and 2.0 steals per game as a senior.



REAGAN JOHNSON

OF • L/R • 5-4 • Junior
Karnes City, Tex. • Karnes City HS

23

CAREER STATS

Year	Avg.	GP-GS	AB	R	H	2B	3B	HR	RBI	TB	SLG%	BB	HBP	SO	GDP	OBP	SF	SH	SB-ATT	PO	A	E	FLD%
2023	.378	59-59	209	47	79	3	4	0	20	90	.431	14	0	41	0	.415	1	1	18-18	86	4	3	.968
2024	.380	55-55	192	35	73	4	1	0	11	79	.411	15	1	19	0	.426	1	1	12-14	85	4	1	.989
2025	.353	57-57	201	52	71	6	2	0	11	81	.403	26	2	24	0	.430	1	2	20-22	88	3	0	1.000
TOTAL	.370	171-171	602	134	223	13	7	0	42	250	.415	55	3	84	0	.424	3	4	50-54	259	11	4	.985

SEASON HIGHS

Category	No.	Opponent (Last)	Date
Hits	3	3x (South Carolina)	4/13/25
Doubles	1	5x (Florida)	4/4/25
Triples	1	2x (Southern Miss)	2/16/25
Home Runs	-	-	-
RBI's	2	Tennessee	3/23/25
Runs	3	4x (South Carolina)	4/11/25
Walks	2	5x (South Carolina)	4/11/25
AB's	5	6x (Oklahoma St)	5/18/25

CAREER HIGHS

Category	No.	Opponent (Last)	Date
Hits	4	3x (Ohio)	2/9/24
Doubles	1	10x (UCA)	3/18/25
Triples	1	5x (Wichita State)	2/24/24
Home Runs	-	-	-
RBI's	2	9x (Tennessee)	3/23/25
Runs	3	3x (Ole Miss)	3/9/25
Walks	2	9x (South Carolina)	4/11/25
AB's	5	12x (Oklahoma St.)	5/18/25
Stolen Bases	3	2x (Illinois)	3/1/25

PLAYER PROFILE

- » All-time career leader in batting average at Arkansas with a .375 career average.
- » Only player in program history to register multiple 70+ hit seasons with 70 in 2025, 73 in 2024 and 79 in 2023.
- » One of six active DI players nationally to register 73+ hits in each of the last two seasons, D'Auna Jennings (Duke), Kendra Falby (Florida), Korbe Otis (Florida), Mia Scott (Texas) and Paige Rocha (SIU-Edwardsville).
- » Led the Razorbacks with 21 multi-hit games in 2024 while posting a .380 average with 73 hits, four doubles, a triple, 11 RBIs, 35 runs scored and 79 total bases.
- » Went a perfect 109-109 on stolen base attempts in high school. As a junior at Falls City High School, she hit .606 with 42 RBIs, two home runs and 39 stolen bases while being named all-state and district defensive MVP.
- » Also participated in track in high school where she was one of the fastest athletes in the state of Texas. As a senior, she earned all-state recognition and was the 2022 Texas 2A State champion in the 300-meter hurdles, setting a new 2A record in 300-meter hurdles with a time of 43.70. She also was a two-time silver medalist in the 300m hurdles prior to her senior year

CAREER HONORS

- » First-Team All-SEC (2024)
- » First-Team NFCA All-South Region (2024)
- » SEC Spring Academic Honor Roll (2024)
- » NFCA All-South Region First Team (2023)
- » TUCCI/NFCA National Freshman of the Year Top 10 Finalist (2023)
- » D1 Softball Freshman All-American (2023)
- » All-SEC Second Team (2023)
- » SEC Freshman of the Week (April 25, 2023)

GAME-BY-GAME

Date	Opponent	Pos	AB	R	H	RBI	2B	3B	HR	BB	SB	CS	HBP	SAC	SF	GDP	K	PO	A	E	AVG	
Feb 06	at Texas State	*of	3	0	0	0	0	0	0	0	0	0	0	0	0	0	0	0	1	0	0.000	
Feb 07	vs Lipscomb	*of/pr	4	1	1	1	0	0	0	0	0	0	0	0	1	0	0	1	0	0	.143	
Feb 07	vs Bradley	*of	2	1	1	0	0	0	0	1	2	0	0	0	0	0	0	0	0	0	.222	
Feb 08	vs Bradley	*of	5	1	2	0	0	0	0	0	1	0	0	0	0	0	0	0	0	0	.286	
Feb 08	vs San Diego	*of	4	0	0	0	0	0	0	0	0	0	0	0	0	0	0	0	1	0	.222	
Feb 14	vs Louisiana Monroe	*of	5	2	2	0	0	1	0	0	1	0	0	0	0	0	0	0	1	0	.261	
Feb 14	at Louisiana Tech	*of	4	0	1	0	0	0	0	0	0	0	0	0	0	0	0	3	0	0	.259	
Feb 15	vs Southern Miss	*of	4	1	1	0	0	0	0	1	0	0	0	0	0	0	1	0	0	0	.258	
Feb 16	vs Southern Miss	*of/pr	3	1	2	0	0	1	0	0	0	0	0	0	0	0	0	1	0	0	.294	
Feb 16	vs Louisiana Monroe	*of	3	1	0	0	0	0	0	0	1	0	0	0	0	0	1	2	0	0	.270	
Feb 20	vs Rutgers	*of	3	2	1	0	1	0	0	1	0	0	0	0	0	0	0	0	0	0	.275	
Feb 20	vs Cal State Fullerton	*of/pr	3	0	2	1	0	0	0	0	0	0	0	0	0	0	0	0	0	0	.302	
Feb 21	vs Loyola Marymount	*of	4	2	2	1	1	0	0	1	0	0	0	0	0	0	1	1	0	0	.319	
Feb 22	vs Baylor	*of	3	2	2	0	1	0	0	0	0	0	0	0	0	0	0	1	0	0	.340	
Feb 22	vs UCLA	*of	3	0	2	0	0	0	0	0	0	0	0	0	0	0	1	3	0	0	.358	
Feb 28	IOWA	*of	2	3	1	0	0	0	0	2	2	0	0	0	0	0	0	1	0	0	.364	
Feb 28	ILLINOIS	*of	3	2	1	0	0	0	0	1	1	0	0	0	0	0	0	0	0	0	.362	
Mar 01	IOWA	*of/ph	2	0	0	0	0	0	0	0	0	1	0	1	0	0	0	0	0	0	.350	
Mar 01	ILLINOIS	*of	3	2	2	0	0	0	0	1	3	0	0	0	0	0	0	1	0	0	.365	
Mar 02	MISSOURI STATE	*of	3	2	2	0	0	0	0	0	2	0	1	0	0	0	0	0	0	0	.379	
Mar 07	at Ole Miss	*of	3	0	1	0	0	0	0	1	0	0	0	0	0	0	0	1	2	0	.377	
Mar 08	at Ole Miss	*of	2	0	0	0	0	0	0	2	0	0	0	0	0	0	2	1	0	0	.366	
Mar 09	at Ole Miss	*of	5	3	3	0	0	0	0	0	0	0	0	0	0	0	0	2	0	0	.382	
Mar 15	OKLAHOMA-1	*of	2	0	1	0	0	0	0	1	0	0	0	0	0	0	0	3	0	0	.385	
Mar 15	OKLAHOMA-2	*of	3	0	0	0	0	0	0	1	0	0	0	0	0	0	2	1	1	0	.370	
Mar 16	OKLAHOMA	*of	4	0	0	0	0	0	0	0	0	0	0	0	0	0	2	3	0	0	.353	
Mar 18	UCA	*of	4	0	1	0	1	0	0	0	0	0	0	0	0	0	0	5	0	0	.348	
Mar 22	at Tennessee	*of	3	0	0	1	0	0	0	2	0	0	0	0	0	0	0	0	0	0	.337	
Mar 23	at Tennessee	*of	5	1	2	2	0	0	0	0	0	0	0	0	0	0	1	1	0	0	.340	
Mar 24	at Tennessee	*of	4	0	0	0	0	0	0	0	0	0	0	0	0	0	3	1	0	0	.327	
Mar 28	KENTUCKY	*of	4	1	2	0	0	0	0	0	0	0	0	0	0	0	1	1	0	0	.333	
Mar 29	KENTUCKY	*of	4	2	2	0	0	0	0	0	0	0	0	0	0	0	0	1	0	0	.339	
Mar 30	KENTUCKY	*of	4	1	3	0	0	0	0	0	2	0	0	0	0	0	0	4	0	0	.354	
Apr 04	at Florida	*of	3	1	2	0	1	0	0	1	0	0	0	0	0	0	0	6	0	0	.362	
Apr 05	at Florida	*of	4	2	2	0	0	0	0	2	0	0	0	0	0	0	0	1	0	0	.367	
Apr 06	at Florida	*of	4	2	1	0	0	0	0	0	0	0	0	0	0	0	0	5	0	0	.363	
Apr 07	at North Florida	*of	4	3	2	1	0	0	0	0	2	0	0	0	0	0	0	1	0	0	.367	
Apr 11	SOUTH CAROLINA	*of	2	3	1	0	0	0	0	2	0	0	0	0	0	0	0	1	0	0	.369	
Apr 12	SOUTH CAROLINA	*of	4	1	2	0	0	0	0	0	0	1	0	0	0	0	0	1	0	0	.373	
Apr 13	SOUTH CAROLINA	*of	4	0	3	0	0	0	0	0	0	0	0	0	0	0	0	2	0	0	.384	
Apr 18	COLORADO STATE-1	*of	3	1	1	0	0	0	0	0	0	0	0	0	0	0	0	0	0	0	.372	
Apr 18	COLORADO STATE-2	*of	4	0	1	1	0	0	0	0	0	0	0	0	0	0	1	0	0	0	.369	
Apr 25	at Texas A&M	*of	4	0	1	0	0	0	0	0	0	0	0	0	0	0	1	1	0	0	.366	
Apr 26	at Texas A&M	*of	4	1	2	0	0	0	0	1	1	0	0	0	0	0	0	3	0	0	.369	
Apr 27	at Texas A&M	*of	3	0	1	0	0	0	0	1	1	0	0	0	0	0	0	2	0	0	.369	
May 01	LSU	*of	4	1	2	1	0	0	0	1	0	0	0	0	0	0	0	1	0	0	.372	
May 02	LSU	*of	2	1	0	0	0	0	0	1	0	0	1	0	0	0	1	4	1	0	.367	
May 03	LSU	*of	3	0	1	1	0	0	0	1	0	0	0	0	0	0	0	0	0	0	.367	
May 07	at Georgia	*of	4	1	1	0	0	0	0	0	0	0	0	0	0	0	0	0	0	0	.364	
May 08	vs Tennessee	*of	4	1	2	0	0	0	0	0	0	0	0	0	0	0	1	2	0	0	.367	
May 09	vs Oklahoma	*of	3	1	1	0	0	0	0	0	0	0	0	1	0	0	1	1	0	0	.367	
May 16	SAINT LOUIS	*of	3	1	1	0	0	0	0	0	1	0	0	0	0	0	0	1	0	0	.366	
May 17	OKLAHOMA STATE	*of	5	0	1	0	0	0	0	0	0	0	0	0	0	0	0	7	0	0	.362	
May 18	OKLAHOMA STATE	*of	5	0	2	0	0	0	0	0	0	0	0	0	0	0	1	3	1	0	.363	
May 23	OLE MISS	*of	4	1	1	0	1	0	0	1	0	0	0	0	0	0	1	4	0	0	.360	
May 24	OLE MISS	*of	4	0	0	0	0	0	0	0	0	0	0	0	0	0	0	1	0	0	.353	
Totals			57gs	201	52	71	11	6	2	0	26	20	2	2	2	1	0	24	88	3	0	.353



CAM HARRISON

RHP/UTL • R/R • 5-7 • Freshman
Katy, Texas • Katy HS

25

CAREER STATS

Year	Avg.	GP-GS	AB	R	H	2B	3B	HR	RBI	TB	SLG%	BB	HBP	SO	GDP	OBP	SF	SH	SB-ATT	PO	A	E	FLD%
2025	.500	23-6	9	0	5	3	0	0	4	8	.800	4	0	1	0	.643	0	0	0-0	1	6	0	1.000
TOTAL	.500	23-6	9	0	5	3	0	0	4	8	.800	4	0	1	0	.643	0	0	0-0	1	6	0	1.000

Year	ERA	W-L	APP	GS	CG	SHO	SV	IP	H	R	ER	BB	SO	2B	3B	HR	BF	B.AVG	WP	HBP	BK	SF	SH
2025	3.35	4-2	19	6	0	0/1	3	48.0	38	24	23	33	46	4	2	6	213	.225	7	2	0	4	5
TOTAL	3.35	4-2	19	6	0	0/1	3	48.0	38	24	23	33	46	4	2	6	213	.225	7	2	0	4	5

SEASON HIGHS (PITCHING)

Category	No.	Opponent (Last)	Date
Innings	6.1	Florida	4/6/25
Longest Start	5.0	San Diego	2/8/25
Shortest Start	0.2	Tennessee	3/24/25
Longest Relief	4.0	Ole Miss	5/23/25
Hits	6	Florida	4/6/25
Runs	3	4x (South Carolina)	4/12/25
Earned Runs	3	4x (South Carolina)	4/12/25
Walks	5	Southern Miss	2/16/25
Strikeouts	8	2x (Southern Miss)	2/16/25
Pitches	90	Southern Miss	2/16/25

CAREER HIGHS (PITCHING)

Category	No.	Opponent (Last)	Date
Innings	6.1	Florida	4/6/25
Longest Start	5.0	San Diego	2/8/25
Shortest Start	0.2	Tennessee	3/24/25
Longest Relief	4.0	Ole Miss	5/23/25
Hits	6	Florida	4/6/25
Runs	3	4x (South Carolina)	4/12/25
Earned Runs	3	4x (South Carolina)	4/12/25
Walks	5	Southern Miss	2/16/25
Strikeouts	8	2x (Southern Miss)	2/16/25
Pitches	90	Southern Miss	2/16/25

SEASON HIGHS (HITTING)

Category	No.	Opponent (Last)	Date
Hits	1	2x (ULM)	2/14/25
Doubles	1	2x (ULM)	2/14/25
Triples	-	-	-
Home Runs	-	-	-
RBIs	2	ULM	2/14/25
Runs	-	-	-
Walks	1	San Diego	2/8/25
ABs	1	5x (ULM)	2/16/25

CAREER HIGHS (HITTING)

Category	No.	Opponent (Last)	Date
Hits	1	2x (ULM)	2/14/25
Doubles	1	2x (ULM)	2/14/25
Triples	-	-	-
Home Runs	-	-	-
RBIs	2	ULM	2/14/25
Runs	-	-	-
Walks	1	San Diego	2/8/25
ABs	1	2x (San Diego)	2/8/25

CAREER HONORS

- » DI Softball D100 Freshman (2025)
- » Softball America Freshman Watch List (2025)
- » Texas Gatorade Player of the Year (2024)
- » United States 18-U team member (2024)
- » No. 6 Overall Player in Extra Innings Softball Player Rankings (2024)
- » All-Greater Houston Pitcher of the Year (2024)
- » Max Preps All-American (2024)
- » District MVP (2022, 2023)
- » Majoring in Business

GAME-BY-GAME

Date	Opponent	Pos	AB	R	H	RBI	2B	3B	HR	BB	SB	CS	HBP	SAC	SF	GDP	K	PO	A	E	AVG
Feb 07	vs Lipscomb	ph	1	0	1	0	1	0	0	0	0	0	0	0	0	0	0	0	0	0	0.000
Feb 08	vs San Diego	*p	1	0	0	0	0	0	0	1	0	0	0	0	0	0	0	0	0	1	0.500
Feb 14	vs Louisiana Monroe	p	1	0	1	2	1	0	0	0	0	0	0	0	0	0	0	0	1	1	.667
Feb 16	vs Southern Miss	*p/ph	1	0	0	0	0	0	0	0	0	0	0	0	0	0	0	0	0	0	.500
Feb 16	vs Louisiana Monroe	ph	1	0	1	0	1	0	0	0	0	0	0	0	0	0	0	0	0	0	.600
Feb 21	vs Loyola Marymount	*p	1	0	0	0	0	0	0	0	0	0	0	0	0	0	0	0	2	0	.500
Apr 06	at Florida	p/dh	1	0	1	1	0	0	0	0	0	0	0	0	0	0	0	0	0	0	.500
Apr 07	at North Florida	ph	0	0	0	1	0	0	0	1	0	0	0	0	0	0	0	0	0	0	.500
Apr 13	SOUTH CAROLINA	ph	1	0	1	0	0	0	0	0	0	0	0	0	0	0	0	0	0	0	.556
Apr 18	COLORADO STATE-1	p	0	0	0	0	0	0	0	1	0	0	0	0	0	0	0	0	0	0	.556
Apr 27	at Texas A&M	ph	0	0	0	0	0	0	0	1	0	0	0	0	0	0	0	0	0	0	.556
May 02	LSU	p/ph	1	0	0	0	0	0	0	0	0	0	0	0	0	0	0	1	0	0	.500
Totals		4gs	10	0	5	4	3	0	0	4	0	0	0	0	0	0	0	1	1	6	0.500

Date	Opponent	GS	IP	H	R	ER	BB	SO	2B	3B	HR	WP	BK	HBP	IBB	Score	W-L	Sv	ERA	NP
Feb 06	at Texas State		1.0	0	0	0	0	2	0	0	0	1	0	0	0	3-1	0-0	1	0.00	24
Feb 07	vs Bradley		0.2	0	0	0	1	1	0	0	0	0	0	0	0	3-1	0-0	2	0.00	18
Feb 08	vs San Diego	*	5.0	2	1	1	1	8	0	1	0	0	0	0	0	2-1	0-0	2	1.05	69
Feb 14	vs Louisiana Monroe		2.0	1	1	0	2	2	0	0	0	2	0	0	0	11-2	0-0	2	0.81	36
Feb 16	vs Southern Miss	*	3.2	3	3	3	5	8	0	0	1	0	0	0	0	12-3	1-0	2	2.27	90
Feb 21	vs LMU	*	5.0	2	0	0	0	2	0	0	0	0	0	0	0	6-2	2-0	2	1.62	58
Feb 22	vs UCLA		2.1	2	1	1	1	1	1	0	0	0	0	0	1	1-9	2-0	2	1.78	27
Mar 01	IOWA	*	4.0	1	0	0	4	3	0	0	0	0	0	0	0	12-0	3-0	2	1.48	66
Mar 07	at Ole Miss		0.1	1	3	3	2	0	1	0	0	1	0	0	0	1-9	3-0	2	2.33	20
Mar 08	at Ole Miss		3.0	3	0	0	3	0	0	1	0	1	0	0	0	3-9	3-0	2	2.07	53
Mar 15	OKLAHOMA-1		0.2	1	0	0	0	2	0	0	0	0	0	0	0	0-7	3-0	2	2.02	15
Mar 16	OKLAHOMA	*	1.0	1	2	2	3	1	0	0	1	0	0	1	0	7-10	3-0	2	2.44	33
Mar 18	UCA		2.1	1	0	0	0	2	1	0	0	0	0	0	0	6-3	3-0	3	2.26	32
Mar 24	at Tennessee	*	0.2	2	3	3	3	1	1	0	0	1	0	0	0	2-3	3-1	3	2.87	32
Apr 06	at Florida		6.2	6	2	2	4	5	0	0	2	0	0	0	0	9-5	4-1	3	2.74	123
Apr 12	SOUTH CAROLINA		1.0	4	3	3	0	1	0	0	1	0	0	0	0	4-5	4-2	3	3.20	21
Apr 18	COLORADO STATE-1		2.0	1	0	0	0	3	0	0	0	0	0	1	0	14-1	4-2	3	3.05	42
May 02	LSU		2.2	6	5	5	2	4	0	0	1	1	0	0	0	2-13	4-2	3	3.66	62
May 23	OLE MISS		4.0	1	0	0	2	0	0	0	0	0	0	0	0	7-9	4-2	3	3.35	72
Totals		6	48.0	38	24	23	33	46	4	2	6	7	0	2	1	105-93	4-2	3	3.35	



ATALYIA RIJO

INF • L/R • 5-7 • Junior
Horsehead, N.Y. • Corning-Painted Post HS

26

CAREER STATS

Year	Avg.	GP-GS	AB	R	H	2B	3B	HR	RBI	TB	SLG%	BB	HBP	SO	GDP	OBP	SF	SH	SB-ATT	PO	A	E	FLD%
2023	.203	56-55	133	24	27	6	0	5	24	48	.361	9	7	33	2	.285	2	3	0-0	63	115	11	.942
2024	.214	9-6	14	2	3	2	0	0	1	5	.357	1	1	3	0	.313	0	1	0-0	8	10	0	1.000
2025	.325	56-55	154	28	50	10	2	6	38	82	.532	13	7	19	1	.395	3	5	1-1	68	72	5	.966
TOTAL	.266	121-116	301	54	80	18	2	11	63	135	.449	23	15	55	3	.343	5	9	1-1	139	197	16	.955

SEASON HIGHS

Category	No.	Opponent (Last)	Date
Hits	4	2x (Oklahoma State)	5/18/25
Doubles	2	Southern Miss	2/16/25
Triples	1	2x (South Carolina)	4/12/25
Home Runs	1	5x (South Carolina)	4/13/25
RBI's	4	2x (MO State)	3/2/25
Runs	3	2x (Tennessee)	3/23/25
Walks	2	3x (LSU)	5/2/25
ABs	4	11x (Oklahoma St.)	5/18/25

CAREER HIGHS

Category	No.	Opponent (Last)	Date
Hits	4	2x (Oklahoma State)	5/18/25
Doubles	2	Southern Miss	2/16/25
Triples	1	2x (South Carolina)	4/12/25
Home Runs	1	9x (UCA)	3/18/25
RBI's	4	3x (MO State)	3/1/25
Runs	3	2x (Tennessee)	3/23/25
Walks	2	5x (LSU)	5/2/25
ABs	4	11x (Oklahoma St.)	5/18/25

PLAYER PROFILE

- » Was granted a medical redshirt after missing most of the 2024 season due to a shoulder injury. Will have three years of eligibility remaining entering the 2025 season.
- » Went 2-3 with a double against South Alabama on March 8, 2024 during one of her nine appearances in 2024.
- » Was granted a medical redshirt after missing most of the 2024 season due to a shoulder injury. Will have three years of eligibility remaining entering the 2025 season.
- » Second player in program history from New York joining Maddie Reese (2012) as the only other Hog from the Empire State.
- » Father Fernando Rijo signed with the LA Dodgers in 1995 at the age of 15 and pitched 11 seasons in professional baseball making it as high as AAA. Her cousin is 1990 World Series MVP Jose Rijo. Her mother Audrey was a three-sport athlete who played DI softball at Albany and UNC-Wilmington.
- » Prepped at Corning-Painted Post High School where she won a state championship and 2019. Also played varsity softball starting in eighth grade.

CAREER HONORS

- » SEC Career Tour Participant (2024)
- » SEC Spring Academic Honor Roll (2024)
- » SEC Freshman of the Week (Feb. 13, 2023)

GAME-BY-GAME

Date	Opponent	Pos	AB	R	H	RBI	2B	3B	HR	BB	SB	CS	HBP	SAC	SF	GDP	K	PO	A	E	AVG
Feb 06	at Texas State	*dh/ss	1	0	0	0	0	0	0	1	0	0	0	0	0	0	0	0	0	1	0.000
Feb 07	vs Lipscomb	ph	1	1	1	1	0	1	0	0	0	0	0	0	0	0	0	0	0	0	.500
Feb 07	vs Bradley	*ss	2	0	0	0	0	0	0	1	0	0	0	0	0	0	0	0	2	1	.250
Feb 08	vs San Diego	*ss/pr	1	1	0	0	0	0	0	0	0	0	0	1	0	0	0	0	3	0	.200
Feb 14	vs Louisiana Monroe	*ss	3	1	1	1	0	0	1	1	0	0	0	0	0	0	0	1	1	1	.250
Feb 14	at Louisiana Tech	*ss	2	0	2	1	0	0	0	0	0	0	1	0	0	0	0	0	0	1	.400
Feb 15	vs Southern Miss	*ss	3	0	1	4	1	0	0	1	0	0	0	0	0	0	0	0	2	3	.385
Feb 16	vs Southern Miss	*ss	3	3	2	0	2	0	0	0	0	0	0	0	0	0	0	0	1	0	.438
Feb 16	vs Louisiana Monroe	*ss	3	1	2	2	1	0	0	0	0	0	0	0	0	0	0	0	0	0	.474
Feb 20	vs Rutgers	*ss	3	1	2	0	1	0	0	0	0	0	0	0	0	0	0	0	2	1	.500
Feb 20	vs Cal State Fullerton	*ss	3	1	2	3	0	0	1	0	0	0	0	0	0	0	0	1	0	3	.520
Feb 21	vs Loyola Marymount	*ss	4	0	0	0	0	0	0	0	0	0	0	0	0	0	0	0	2	3	.448
Feb 22	vs Baylor	*ss	1	1	0	0	0	0	0	1	0	0	0	0	0	0	0	1	1	2	.433
Feb 22	vs UCLA	*ss	2	0	0	0	0	0	0	0	0	0	0	0	0	0	0	2	1	0	.406
Feb 28	IOWA	*ss	0	0	0	2	0	0	2	0	0	0	0	1	0	0	0	1	1	0	.406
Feb 28	ILLINOIS	*ss	3	0	0	0	0	0	0	0	0	0	0	0	0	0	0	0	1	1	.371
Mar 01	IOWA	ph	2	0	0	0	0	0	0	0	0	0	0	0	0	0	0	1	0	3	.351
Mar 01	ILLINOIS	*ss	3	0	1	1	0	0	0	0	0	0	1	0	0	0	0	0	0	2	.350
Mar 02	MISSOURI STATE	*ss	2	2	1	4	0	0	1	0	0	0	2	0	0	0	0	0	1	0	.357
Mar 07	at Ole Miss	*ss	2	0	1	0	0	0	0	0	0	0	0	1	0	0	0	0	2	1	.364
Mar 08	at Ole Miss	*ss	3	0	0	0	0	0	0	0	0	0	0	0	0	0	0	1	1	2	.340
Mar 09	at Ole Miss	*ss	3	0	2	1	0	0	0	0	0	0	0	0	1	0	0	0	2	1	.360
Mar 15	OKLAHOMA-1	*ss	1	0	0	0	0	0	0	0	0	0	1	0	0	0	0	0	1	0	.353
Mar 15	OKLAHOMA-2	*ss	1	0	0	1	0	0	0	0	0	0	0	2	0	0	0	3	0	0	.346
Mar 16	OKLAHOMA	*ss	3	0	0	0	0	0	0	0	0	0	0	0	0	0	0	1	2	0	.327
Mar 18	UCA	*ss	3	1	2	1	0	0	1	0	0	0	0	0	0	0	0	0	1	1	.345
Mar 22	at Tennessee	*ss	4	1	1	0	0	0	0	0	0	0	0	0	0	0	0	1	1	0	.339
Mar 23	at Tennessee	*ss	2	3	2	1	1	0	0	2	0	0	0	0	0	0	0	0	3	2	.359
Mar 24	at Tennessee	*ss	3	0	0	0	0	0	0	0	0	0	0	0	0	0	0	0	1	2	.343
Mar 28	KENTUCKY	*ss	3	0	1	2	1	0	0	0	0	0	0	0	0	0	0	0	2	1	.343
Mar 29	KENTUCKY	*ss	2	0	1	1	0	0	0	0	0	0	0	0	1	0	0	0	1	0	.347
Mar 30	KENTUCKY	*ss	3	0	0	0	0	0	0	0	0	0	0	0	0	1	0	4	2	0	.333
Apr 04	at Florida	*ss	3	0	1	0	1	0	0	0	0	0	0	0	0	0	0	0	2	2	.333
Apr 05	at Florida	*ss	4	0	2	0	0	0	0	0	1	0	0	0	1	0	0	1	3	1	.341
Apr 06	at Florida	*ss	4	0	2	2	1	0	0	0	0	0	0	0	0	0	0	0	0	0	.349
Apr 07	at North Florida	*ss	2	1	0	1	0	0	0	0	0	1	0	1	0	0	0	0	0	3	.341
Apr 11	SOUTH CAROLINA	*ss	3	0	1	1	0	1	0	0	0	0	0	0	0	0	0	1	2	2	.341
Apr 12	SOUTH CAROLINA	*ss	4	0	0	0	0	0	0	0	0	0	0	0	0	0	0	1	1	1	.326
Apr 13	SOUTH CAROLINA	*ss	3	1	1	2	0	0	1	0	0	0	0	0	0	0	0	0	0	1	.327
Apr 15	at UCA	*ss	4	1	1	0	0	0	0	0	0	0	0	0	0	0	0	0	2	1	.324
Apr 18	COLORADO STATE-1	*ss	2	1	1	0	0	0	0	0	0	0	0	0	0	0	0	1	1	1	.327
Apr 18	COLORADO STATE-2	*ss	3	1	2	1	0	0	0	0	0	0	0	0	0	0	0	0	1	1	.336
Apr 25	at Texas A&M	*ss	4	1	0	0	0	0	0	0	0	0	0	0	0	0	0	0	2	3	.324
Apr 26	at Texas A&M	*ss	4	0	1	0	0	0	0	0	0	0	0	0	0	0	0	1	1	2	.322
Apr 27	at Texas A&M	*ss	3	0	0	0	0	0	0	0	0	0	0	0	0	0	0	1	2	3	.314
May 01	LSU	*ss	3	1	0	0	0	0	0	0	0	0	1	0	0	0	0	0	0	1	.306
May 03	LSU	*ss	4	0	1	0	1	0	0	0	0	0	0	0	0	0	0	0	2	1	.307
May 07	at Georgia	*ss	3	0	0	0	0	0	0	0	0	0	0	0	0	0	0	1	2	3	.300
May 08	vs Tennessee	*ss	3	0	0	0	0	0	0	0	0	0	0	0	0	0	0	2	0	0	.293
May 09	vs Oklahoma	*ss	4	0	1	0	0	0	0	0	0	0	0	0	0	0	0	0	1	1	.292
May 16	SAINT LOUIS	*ss	2	0	1	1	0	0	0	1	0	0	0	0	0	0	0	0	0	2	.295
May 17	OKLAHOMA STATE	*ss	4	2	4	1	0	0	1	0	0	0	0	0	0	0	0	0	0	3	.315
May 18	OKLAHOMA STATE	*ss	4	2	4	1	0	0	0	0	0	0	0	0	0	0	0	0	0	1	.333
May 23	OLE MISS	*ss	4	0	1	1	0	0	0	0	0	0	0	0	0	0	0	0	3	1	.331
May 24	OLE MISS	*ss	3	0	0	0	0	0	0	0	0	0	0	0	0	0	0	1	1	2	.325
Totals			55gs	154	28	50	38	10	2	6	13	1	7	5	3	1	19	68	72	5	.325



CARLEE RATCLIFF

UTL • R/R • 5-5 • Senior
New Boston, Texas • Texas (New Boston HS)

28

CAREER STATS

Year	Avg.	GP-GS	AB	R	H	2B	3B	HR	RBI	TB	SLG%	BB	HBP	SO	GDP	OBP	SF	SH	SB-ATT	PO	A	E	FLD%
2021	.222	16-0	9	5	2	0	0	0	0	2	.222	0	0	1	0	.222	0	0	0-1	1	0	0	1.000
2022	.000	0-0	-	-	-	-	-	-	-	-	.000	-	-	-	-	.000	-	-	-	-	-	-	.000
2024	.200	11-1	10	3	2	1	0	1	2	6	.600	0	3	3	0	.385	0	0	0-0	0	0	0	.000
2025	.235	18-2	17	1	4	1	0	0	2	5	.294	4	2	4	0	.435	0	0	0-0	2	0	0	1.000
TOTAL	.222	45-4	34	9	8	2	0	1	4	13	.361	4	5	8	0	.378	0	0	0-0	3	0	0	1.000

SEASON HIGHS

Category	No.	Opponent (Last)	Date
Hits	1	8x (UNF)	4/7/25
Doubles	1	Lipscomb	2/7/25
Triples	-	-	-
Home Runs	-	-	-
RBI	1	2x (CSF)	2/20/25
Runs	1	Lipscomb	2/7/25
Walks	1	2x (Kentucky)	3/28/25
ABs	3	North Florida	4/7/25

CAREER HIGHS

Category	No.	Opponent (Last)	Date
Hits	1	8x (UNF)	4/7/25
Doubles	1	Lipscomb	2/7/25
Triples	-	-	-
Home Runs	-	-	-
RBI	1	2x (CSF)	2/20/25
Runs	1	Lipscomb	2/7/25
Walks	1	2x (Kentucky)	3/28/25

PLAYER PROFILE


- » Began her collegiate career at Texas in 2021 before transferring to Arkansas as a student in 2023 and walking on the softball team in 2024.
- » Saw action in 11 games while making one start during her first year on The Hill in 2024.
- » Recorded first career home run, courtesy of a two-run shot during the fourth inning of a 10-0 win over UT Arlington on Feb. 25, 2024.
- » Starred in softball, basketball and volleyball at New Boston High School. Batted .525 with 15 doubles, five triples, 12 HR and 53 RBI as a junior in 2020. Earned all-district nods in 2018 and 2019 in both volleyball and basketball.
- » Was roommates and teammates with current Razorback Courtney Day while at Texas.
- » One of three transfers in program history that started their careers at Texas, joining Taylor Ellsworth (2022) and Courtney Day (2025).
- » Played travel ball for the Texas Bombers-NTX.
- » Is a senior but has an additional year of eligibility after sitting out during the 2023 season.

CAREER HONORS

- » No. 141 Extra Innings Softball Extra Elite Player Rankings (2020)
- » Bowie County Citizens Tribune Female Athlete of the Year (2019)

GAME-BY-GAME

Date	Opponent	Pos	AB	R	H	RBI	2B	3B	HR	BB	SB	CS	HBP	SAC	SF	GDP	K	PO	A	E	AVG
Feb 06	at Texas State	ph	1	0	0	0	0	0	0	0	0	0	0	0	0	0	0	0	0	0	.000
Feb 07	vs Lipscomb	ph/lb	1	1	1	1	1	0	0	0	0	0	0	0	0	0	0	2	0	0	.500
Feb 14	vs Louisiana Monroe	ph	1	0	0	0	0	0	0	0	0	0	0	0	0	0	0	1	0	0	.333
Feb 16	vs Southern Miss	ph	1	0	0	0	0	0	0	0	0	0	0	0	0	0	0	1	0	0	.250
Feb 20	vs Cal State Fullerton	ph	0	0	0	1	0	0	0	0	0	0	1	0	0	0	0	0	0	0	.250
Feb 28	IOWA	ph	1	0	0	0	0	0	0	0	0	0	0	0	0	0	0	0	0	0	.200
Mar 01	IOWA	ph	0	0	0	0	0	0	0	1	0	0	0	0	0	0	0	0	0	0	.200
Mar 28	KENTUCKY	ph	0	0	0	0	0	0	0	1	0	0	0	0	0	0	0	0	0	0	.200
Mar 29	KENTUCKY	ph	1	0	1	0	0	0	0	0	0	0	0	0	0	0	0	0	0	0	.333
Mar 30	KENTUCKY	ph	1	0	0	0	0	0	0	0	0	0	0	0	0	0	0	0	0	0	.286
Apr 04	at Florida	ph	1	0	0	0	0	0	0	0	0	0	0	0	0	0	0	0	0	0	.250
Apr 06	at Florida	ph	1	0	0	0	0	0	0	0	0	0	0	0	0	0	0	0	0	0	.182
Apr 07	at North Florida	*dh	3	0	1	0	0	0	0	0	0	0	0	0	0	0	0	0	0	0	.214
Apr 12	SOUTH CAROLINA	ph	1	0	1	0	0	0	0	0	0	0	0	0	0	0	0	0	0	0	.267
Apr 18	COLORADO STATE-1	ph	0	0	0	0	0	0	0	1	0	0	0	0	0	0	0	0	0	0	.267
Apr 26	at Texas A&M	ph	1	0	0	0	0	0	0	0	0	0	0	0	0	0	0	0	0	0	.250
May 02	LSU	ph	1	0	0	0	0	0	0	0	0	0	0	0	0	0	1	0	0	0	.235
Totals		2gs	17	1	4	2	1	0	0	4	0	0	2	0	0	0	4	2	0	0	.235



JAYDEN RAMOS

UTL • R/R • 5-10 • Freshman
Fresno, Calif. • Central HS

34

CAREER STATS

Year	Avg.	GP-GS	AB	R	H	2B	3B	HR	RBI	TB	SLG%	BB	HBP	SO	GDP	OBP	SF	SH	SB-ATT	PO	A	E	FLD%
2025	.375	15-1	16	2	6	1	0	1	8	10	.625	1	1	1	1	.421	1	0	0-0	0	0	0	.000
TOTAL	.375	15-1	16	2	6	1	0	1	8	10	.625	1	1	1	1	.421	1	0	0-0	0	0	0	.000

SEASON HIGHS

Category	No.	Opponent (Last)	Date
Hits	1	5x (UNF)	4/7/25
Doubles	1	North Florida	4/7/25
Triples	-	-	-
Home Runs	1	Illinois	3/1/25
RBI's	3	Illinois	3/1/25
Runs	1	2x (Illinois)	3/1/25
Walks	-	-	-
ABs	3	Florida	4/6/25

CAREER HIGHS

Category	No.	Opponent (Last)	Date
Hits	1	5x (UNF)	4/7/25
Doubles	1	North Florida	4/7/25
Triples	-	-	-
Home Runs	1	Illinois	3/1/25
RBI's	3	Illinois	3/1/25
Runs	1	2x (Illinois)	3/1/25
Walks	-	-	-
ABs	3	Florida	4/6/25

PLAYER PROFILE

- » Prepped at Central High School in Fresno, Calif. atted .409 during her high school career with 135 hits, 54 runs scored, 41 doubles, two triples and 22 home runs.
- » Named Fresno Bee Player of the Year after posting a .469 batting average, 38 RBI, nine doubles and seven home runs as a senior
- » Hit .447 with 34 hits, 19 RBI and six home runs en route to being named all-league and league offensive player of the year during her junior season.
- » Batted .370 with eight doubles, a triple and five home runs as a sophomore while driving in a career-best 33 runs.
- » Posted a .358 batting average with 29 hits, 25 RBI, 13 doubles and four home runs as a freshman.
- » Also pitched during her high school career, registering a 3.41 ERA in 37.0 innings pitched with three complete games and 42 strikeouts.
- » Majoring in Exercise Science

CAREER HONORS

- » Fresno Bee Player of the Year (2024)

GAME-BY-GAME

Date	Opponent	Pos	AB	R	H	RBI	2B	3B	HR	BB	SB	CS	HBP	SAC	SF	GDP	K	PO	A	E	AVG
Feb 07	vs Lipscomb	ph/dh	2	1	1	1	0	0	0	0	0	0	1	0	0	0	0	0	0	0	.500
Feb 16	vs Southern Miss	ph	1	0	1	1	0	0	0	0	0	0	0	0	0	0	0	0	0	0	.500
Feb 16	vs Louisiana Monroe	ph	1	0	1	0	0	0	0	0	0	0	0	0	0	0	0	0	0	0	.600
Feb 20	vs Rutgers	ph	1	0	1	0	0	0	0	0	0	0	0	0	0	0	0	0	0	0	.667
Feb 20	vs Cal State Fullerton	ph	1	0	0	0	0	0	0	0	0	0	0	0	0	0	0	0	0	0	.571
Feb 21	vs Loyola Marymount	ph	1	0	0	0	0	0	0	0	0	0	0	0	0	0	0	0	0	0	.500
Feb 22	vs Baylor	ph	1	0	0	0	0	0	0	0	0	0	0	0	0	0	1	0	0	0	.444
Mar 01	IOWA	ph	0	0	0	0	0	0	0	1	0	0	0	0	0	0	0	0	0	0	.444
Mar 01	ILLINOIS	ph	1	1	1	3	0	0	1	0	0	0	0	0	0	0	0	0	0	0	.500
Mar 02	MISSOURI STATE	ph	1	0	0	0	0	0	0	0	0	0	0	0	0	0	0	0	0	0	.455
Mar 08	at Ole Miss	ph	1	0	0	0	0	0	0	0	0	0	0	0	0	1	0	0	0	0	.417
Apr 06	at Florida	*dh	3	0	0	0	0	0	0	0	0	0	0	0	0	0	0	0	0	0	.333
Apr 07	at North Florida	ph	1	0	1	2	1	0	0	0	0	0	0	0	0	0	0	0	0	0	.375
Apr 18	COLORADO STATE-1	ph	0	0	0	1	0	0	0	0	0	0	0	1	0	1	0	0	0	0	.375
Totals		lgs	16	2	6	8	1	0	1	1	0	0	1	0	1	1	1	0	0	0	.375



JAYDEN WELLS

UTL • R/R • 5-6 • Sophomore
Paris, Ark. • Paris HS

45

CAREER STATS

Year	Avg.	GP-GS	AB	R	H	2B	3B	HR	RBI	TB	SLG%	BB	HBP	SO	GDP	OBP	SF	SH	SB-ATT	PO	A	E	FLD%
2024	.000	2-0	1	1	0	0	0	0	0	0	.000	0	0	0	0	.000	0	0	1-1	0	0	0	.000
2025	.000	8-0	1	5	0	0	0	0	0	0	.000	0	0	0	0	.000	0	0	0-0	0	0	0	0.000
TOTAL	.000	9-0	2	6	0	0	0	0	0	0	.000	0	0	0	0	.000	0	0	1-1	2	0	0	1.000

SEASON HIGHS (HITTING)

Category	No.	Opponent (Last)	Date
Hits	-	-	-
Doubles	-	-	-
Triples	-	-	-
Home Runs	-	-	-
RBI	-	-	-
Runs	1	3x (Illinois)	2/28/25
Walks	-	-	-
ABs	1	Southern Miss	2/15/25

CAREER HIGHS (HITTING)

Category	No.	Opponent (Last)	Date
Hits	-	-	-
Doubles	-	-	-
Triples	-	-	-
Home Runs	-	-	-
RBI	-	-	-
Runs	1	4x (Illinois)	2/28/25
Walks	-	-	-
ABs	1	2x (Southern Miss)	2/15/25

PLAYER PROFILE

- » Appeared in two games during her freshman campaign, scoring a run and stealing a base as a pinch-runner in a 9-0 win over UT Arlington (Feb. 23). She recorded first collegiate at-bat in an 8-0 win at Texas A&M-Corpus Christi (March 18)
- » Checked in at No. 27 in the Extra Inning Softball 2023 Extra Elite 100.
- » Prepped at Paris High School in Paris, Ark., where she helped lead the Eagles to a state semifinal in 2021.
- » Hit an astronomical .475 as a junior in high school, registering a .597 on-base percentage, .983 slugging percentage and 1.580 OPS while garnering honorable mention all-state honors
- » Named District Offensive MVP and was a Gold Glove honoree as a sophomore at Paris in 2021.
- » Majoring in Recreation and Sport Management

CAREER HONORS

- » No. 27 Extra Innings Softball Extra Elite 100 Player Rankings (2023)
- » Honorable Mention All-State (2022)
- » District Offensive MVP (2021)

GAME-BY-GAME

Date	Opponent	Pos	AB	R	H	RBI	2B	3B	HR	BB	SB	CS	HBP	SAC	SF	GDP	K	PO	A	E	AVG
Feb 15	vs Southern Miss	ph	1	0	0	0	0	0	0	0	0	0	0	0	0	0	0	0	0	0	.000
Totals		Ogs	1	1	0	0	0	0	0	0	0	0	0	0	0	0	0	0	0	0	0.000



KAILEY WYCKOFF • Why-KOFF

UTL • L/L • 5-7 • Junior
Katy, Texas • Texas Tech (Katy HS)

46

CAREER STATS

Year	Avg.	GP-GS	AB	R	H	2B	3B	HR	RBI	TB	SLG%	BB	HBP	SO	GDP	OBP	SF	SH	SB-ATT	PO	A	E	FLD%
2023	.393	52-46	150	40	59	15	5	9	31	111	.740	12	4	16	0	.452	0	1	1-2	169	11	1	.994
2024	.407	50-49	145	37	59	12	2	7	35	96	.662	18	4	12	0	.482	1	1	3-3	126	2	3	.977
2025	.330	57-57	182	48	60	15	0	7	54	96	.527	24	4	29	0	.409	5	0	2-2	97	7	2	.981
TOTAL	.373	159-152	477	125	178	42	7	23	120	303	.635	54	12	57	0	.444	6	2	5-6	392	20	6	.986

SEASON HIGHS

Category	No.	Opponent (Last)	Date
Hits	3	4x (Saint Louis)	5/16/25
Doubles	2	ULM	2/16/25
Triples	-	-	-
Home Runs	1	5x (LSU)	5/1/25
RBI's	2	5x (Iowa)	2/28/25
Runs	3	4x (UCA)	3/18/25
Walks	3	Missouri State	3/2/25
ABs	5	4x (Florida)	4/5/25

CAREER HIGHS

Category	No.	Opponent (Last)	Date
Hits	3	14x (Saint Louis)	5/16/25
Doubles	2	North Dakota	3/4/23
Triples	1	6x (Kansas)	4/14/24
Home Runs	2	2x (Iowa State)	5/8/24
RBI's	5	Saint Louis	5/16/25
Runs	3	5x (UCA)	3/18/25
Walks	3	Missouri State	3/2/25
ABs	5	4x (Florida)	4/5/25

PLAYER PROFILE

- » Transferred to Arkansas this offseason after spending the 2023-24 seasons at Texas Tech.
- » Has started 9+ games at five separate positions during her collegiate career (C, LF, RF, DP, 1B)
- » Enters the 2025 season with a career batting average of .400 ranks fourth among all players with multiple seasons of collegiate playing experience at the Power 4 level and 15th nationally among all Division I players.
- » Was named a Second-Team Preseason All-American at the utility position by D1 Softball.
- » Attended Katy High School, where she was part of a 6A Texas State Championship team in 2019 and was teammates with Cam Harrison and Ashtyn Reichardt her final two seasons. Played under former Kansas (1988-1995) and Alabama coach (1996-1998) Kalum Haack at Katy.
- » Also participated in volleyball in high school and FFA (Future Farmers of America), earning Reserve Grand Champion Chickens. Helped lead Katy to a 6A regional final appearance in volleyball in 2020 and 2021.
- » Has a dog named Beau Beau
- » Wears No. 46 in honor of her grandmother's birthyear (1946)

CAREER HONORS

- » D1 Softball Second-Team Preseason All-America (2025)
- » D1 Softball Top 100 Players (2025)
- » Softball America Top 100 Players (2025)
- » Academic All-Big 12 First Team (2024)
- » All-Big 12 First Team (2024)
- » Big 12 Freshman of the Year (2023)
- » All-Big 12 Second Team (2023)
- » NFCA Third Team All-Region (2023)
- » D1 Softball Freshman All-American (2023)
- » NFCA/TUCCI Freshman of the Year Top-25 Finalist (2023)
- » District 19-6A Most Valuable Player (2021)

GAME-BY-GAME

Date	Opponent	Pos	AB	R	H	RBI	2B	3B	HR	BB	SB	CS	HBP	SAC	SF	GDP	K	PO	A	E	AVG	
Feb 06	at Texas State	*of	3	1	1	1	0	0	1	0	0	0	0	0	0	0	0	0	0	0	.333	
Feb 07	vs Lipscomb	*c	3	2	2	0	1	0	0	1	0	0	0	0	0	0	0	5	0	0	.500	
Feb 07	vs Bradley	*of	2	1	0	0	0	0	0	0	0	0	1	0	0	0	0	0	0	0	.375	
Feb 08	vs Bradley	*of	3	2	1	0	1	0	0	1	0	0	0	0	0	0	0	1	0	0	.364	
Feb 08	vs San Diego	*c	3	0	1	1	0	0	0	1	0	0	0	0	0	0	0	11	0	0	.357	
Feb 14	vs Louisiana Monroe	*of/c	4	1	2	1	0	0	0	0	0	0	0	0	0	0	0	2	1	0	.389	
Feb 14	at Louisiana Tech	*of	3	1	1	0	0	0	0	1	0	0	0	0	0	0	0	1	2	0	.381	
Feb 15	vs Southern Miss	*c	5	1	2	0	1	0	0	0	1	0	0	0	0	0	0	0	4	0	.385	
Feb 16	vs Southern Miss	*c	1	1	0	2	0	0	0	1	0	0	0	0	1	0	0	11	0	0	.370	
Feb 16	vs Louisiana Monroe	*c	4	2	3	2	2	0	0	0	0	0	0	0	0	0	0	1	8	2	.419	
Feb 20	vs Rutgers	*c	3	1	1	2	0	0	1	0	0	0	0	0	1	0	0	4	1	0	.412	
Feb 20	vs Cal State Fullerton	*of/pr	1	0	0	1	0	0	0	1	0	0	0	0	1	0	0	0	0	0	.400	
Feb 21	vs Loyola Marymount	*c	3	0	0	0	0	0	0	0	0	0	1	0	0	0	0	6	1	0	.368	
Feb 22	vs Baylor	*of/dp	3	2	2	1	0	0	0	0	0	0	0	0	0	0	0	0	0	0	.390	
Feb 22	vs UCLA	*of/dh	3	0	0	0	0	0	0	0	0	0	0	0	0	0	2	2	0	0	.364	
Feb 28	IOWA	*of/dh	2	3	2	2	0	0	1	2	0	0	0	0	0	0	0	1	0	0	.391	
Feb 28	ILLINOIS	*c/dh	4	1	1	1	0	0	0	0	0	0	0	0	0	0	0	7	1	0	.380	
Mar 01	IOWA	*dh	2	1	1	1	0	0	0	0	0	0	0	0	0	0	0	0	0	0	.385	
Mar 01	ILLINOIS	*dh	3	0	0	0	0	0	0	1	0	0	0	0	0	0	0	0	0	0	.364	
Mar 02	MISSOURI STATE	*of	1	2	1	2	0	0	0	3	0	0	0	0	0	0	0	0	0	0	.375	
Mar 07	at Ole Miss	*of	3	0	0	0	0	0	0	0	0	0	1	0	0	0	1	0	0	0	.356	
Mar 08	at Ole Miss	*c	4	1	1	0	1	0	0	0	0	0	0	0	0	0	0	1	4	0	.349	
Mar 09	at Ole Miss	*of	3	3	1	0	0	0	0	2	0	0	0	0	0	0	2	1	0	0	.348	
Mar 15	OKLAHOMA-1	*of	3	0	1	0	0	0	0	0	0	0	0	0	0	0	0	0	0	0	.348	
Mar 15	OKLAHOMA-2	*of	4	1	1	0	1	0	0	0	0	0	0	0	0	0	2	0	0	0	.342	
Mar 16	OKLAHOMA	*of	3	3	2	0	1	0	0	1	0	0	0	0	0	0	0	0	0	0	.355	
Mar 18	UCA	*of	4	3	2	1	0	0	1	0	0	0	0	0	0	0	0	0	0	1	.363	
Mar 22	at Tennessee	*of	5	0	1	1	0	0	0	0	0	0	0	0	0	0	3	1	0	0	.353	
Mar 23	at Tennessee	*of/dh	5	0	1	3	1	0	0	0	0	0	0	0	0	0	0	1	1	0	.344	
Mar 24	at Tennessee	*of	3	1	1	0	0	0	0	0	0	0	0	0	0	0	0	1	1	0	.344	
Mar 28	KENTUCKY	*of	3	1	2	2	1	0	0	0	0	0	0	0	0	0	0	1	0	0	.354	
Mar 29	KENTUCKY	*of	3	1	1	1	0	0	0	0	0	0	0	0	0	0	0	1	0	0	.354	
Mar 30	KENTUCKY	*of/c	3	0	0	0	0	0	0	0	0	0	0	0	0	0	1	1	0	0	.343	
Apr 04	at Florida	*of	3	0	1	1	0	0	0	1	0	0	0	0	0	0	0	2	0	0	.343	
Apr 05	at Florida	*of/dh	5	0	0	0	0	0	0	1	0	0	0	0	0	0	0	0	0	0	.327	
Apr 06	at Florida	*c	2	1	1	3	1	0	0	1	0	0	0	0	1	0	0	4	1	0	.330	
Apr 07	at North Florida	*of/dh	3	1	1	1	0	0	0	0	0	0	0	0	1	0	0	0	0	0	.330	
Apr 11	SOUTH CAROLINA	*of	3	0	1	1	1	0	0	1	0	0	0	0	0	0	0	1	0	0	.331	
Apr 12	SOUTH CAROLINA	*of	4	0	1	1	1	0	0	0	0	0	0	0	0	0	0	1	1	0	.328	
Apr 13	SOUTH CAROLINA	*of	3	0	0	0	0	0	0	0	0	0	0	0	0	0	0	1	0	0	.320	
Apr 15	at UCA	*of/dh	4	1	3	1	0	0	0	0	0	0	0	0	0	0	0	0	0	0	.333	
Apr 18	COLORADO STATE-1	*of	2	0	1	1	1	0	0	0	0	0	0	0	0	0	0	0	1	0	.336	
Apr 18	COLORADO STATE-2	*of/lb	2	2	2	2	0	0	0	1	0	0	0	0	0	0	0	1	0	0	.346	
Apr 25	at Texas A&M	*of/dh	4	0	0	0	0	0	0	0	0	0	0	0	0	0	0	0	0	0	.336	
Apr 26	at Texas A&M	*of	4	0	2	2	0	0	0	0	0	0	0	0	0	0	0	0	0	0	.340	
Apr 27	at Texas A&M	*of	2	0	0	0	0	0	0	0	0	0	1	0	0	0	0	0	0	0	.336	
May 01	LSU	*of/dh	3	2	1	2	0	0	1	1	0	0	0	0	0	0	0	1	2	0	.336	
May 02	LSU	*of	3	0	2	0	0	0	0	1	0	0	0	0	0	0	0	0	0	1	.342	
May 03	LSU	*of/dh	3	0	1	1	0	0	0	1	0	0	0	0	0	0	0	2	0	0	.342	
May 07	at Georgia	*of/dh	3	0	0	0	0	0	0	0	0	0	0	0	0	0	0	1	1	0	.335	
May 08	vs Tennessee	*of	4	0	0	0	0	0	0	0	0	0	0	0	0	0	0	3	3	0	.327	
May 09	vs Oklahoma	*of	4	1	3	3	0	0	1	0	0	0	0	0	0	0	0	0	0	0	.337	
May 16	SAINT LOUIS	*of	3	2	3	5	1	0	0	0	1	0	0	0	0	0	0	1	0	0	.349	
May 17	OKLAHOMA STATE	*of	4	0	1	1	0	0	0	0	0	0	0	0	0	0	0	1	3	0	.347	
May 18	OKLAHOMA STATE	*of	4	1	0	0	0	0	0	0	0	0	0	0	0	0	0	1	0	0	.339	
May 23	OLE MISS	*of/dh	4	1	1	3	0	0	1	1	0	0	0	0	0	0	0	1	2	0	.337	
May 24	OLE MISS	*of	4	0	0	1	0	0	0	0	0	0	0	0	0	0	0	1	0	0	.330	
Totals			57gs	182	48	60	54	15	0	7	24	2	0	4	0	5	0	29	97	7	2	.330



BRI ELLIS

1B • R/R • 5-10 • Senior
Houston, Texas • Auburn (Memorial HS)

77

CAREER STATS

Year	Avg.	GP-GS	AB	R	H	2B	3B	HR	RBI	TB	SLG%	BB	HBP	SO	GDP	OBP	SF	SH	SB-ATT	PO	A	E	FLD%
2022	.302	56-55	149	32	45	8	1	20	49	115	.772	13	7	23	0	.378	3	0	2-2	251	11	3	.989
2023	.275	62-62	153	27	42	8	0	14	47	92	.601	32	7	37	0	.415	3	0	2-2	264	12	3	.986
2024	.322	55-55	149	36	48	7	0	14	47	97	.651	30	5	24	0	.444	3	0	1-2	359	12	4	.989
2025	.444	57-57	133	67	59	9	0	26	72	146	1.098	66	12	15	0	.637	4	0	3-3	324	9	4	.988
TOTAL	.332	230-229	584	162	194	32	1	74	215	450	.771	141	31	99	0	.476	13	0	6-7	1,198	4414		.989

SEASON HIGHS

Category	No.	Opponent (Last)	Date
Hits	3	Oklahoma	3/16/25
Doubles	1	8x (UCA)	4/16/25
Triples	-	-	-
Home Runs	2	2x (Texas A&M)	4/26/25
RBIs	5	2x (Ole Miss)	3/9/25
Runs	3	4x (Texas A&M)	4/26/25
Walks	4	2x (LSU)	5/3/25
ABs	5	Tennessee	3/23/25

CAREER HIGHS

Category	No.	Opponent (Last)	Date
Hits	3	5x (Oklahoma)	3/16/25
Doubles	2	Marshall	2/8/24
Triples	1	Alabama State	4/27/22
Home Runs	2	6x (Texas A&M)	4/26/25
RBIs	5	2x (Ole Miss)	3/9/25
Runs	3	4x (Texas A&M)	4/26/25
Walks	4	3x (LSU)	5/3/25
ABs	5	Tennessee	3/23/25

PLAYER PROFILE

- » Transferred to Arkansas after spending the 2022-23 seasons at Auburn.
- » Her 74 career home runs lead all active NCAA D1 players.
- » Led Arkansas in slugging percentage (.651), on-base percentage (.444), runs scored (36), home runs (14), RBI (47) and total bases (97) in 2024 while earning first-team SEC and NFCA All-Region honors and being named a Second-Team NFCA All-American in 2024. Also posted a career-best .322 batting average during her first season as a Razorback.
- » Became just the sixth Razorback since 2002 to record 10+ home runs, 30+ walks and 40+ RBI in a season in 2024 joining: Rylin Hedgecock (2023), Taylor Ellsworth (2022), Braxton Burnside (2021), Nicole Schroeder (2017) and Sandra Smith (2008).
- » Four-time SEC Player of the Week
- » Excels in the classroom earning SEC All-Academic honors in 2022, 2023 and 2024.
- » Father Ron played college football at Rice as an offensive lineman.

CAREER HONORS

- » Second-Team NFCA All-American (2024)
- » First-Team All-SEC (2024)
- » SEC All-Defensive Team (2024)
- » Softball America Top-100 Player (2024)
- » NFCA First-Team All-South Region (2024)
- » Jane B. Moore Memorial All-Tournament Team (2023)
- » Louisville Slugger/NFCA Player of the Week (Feb. 28, 2023)
- » Extra Innings Softball All-Freshman Team (2022)
- » Top 10 Finalist, Schutt Sports/NFCA Division I National Freshman of the Year (2022)
- » SEC Freshman of the Year (2022)
- » All-SEC Second Team (2022)

GAME-BY-GAME

Date	Opponent	Pos	AB	R	H	RBI	2B	3B	HR	BB	SB	CS	HBP	SAC	SF	GDP	K	PO	A	E	AVG	
Feb 06	at Texas State	*1b	3	1	1	1	0	0	1	0	0	0	0	0	0	0	1	6	0	0	.333	
Feb 07	vs Lipscomb	*1b	2	3	2	4	0	0	1	1	0	0	1	0	0	0	0	5	1	0	.600	
Feb 07	vs Bradley	*1b	2	0	0	1	0	0	0	0	0	0	0	0	1	0	0	5	1	0	.429	
Feb 08	vs Bradley	*1b	3	1	2	2	0	0	1	1	0	0	0	0	0	0	0	11	0	0	.500	
Feb 08	vs San Diego	*1b	2	0	1	1	0	0	0	2	0	0	0	0	0	0	0	3	1	0	.500	
Feb 14	vs Louisiana Monroe	*1b	2	1	2	1	1	0	0	2	0	0	0	0	0	0	0	5	0	1	.571	
Feb 14	at Louisiana Tech	*1b	3	2	2	3	1	0	1	0	0	0	0	0	0	0	0	4	0	0	.588	
Feb 15	vs Southern Miss	*1b	3	2	2	5	0	0	2	1	0	0	0	0	0	0	0	11	0	0	.600	
Feb 16	vs Southern Miss	*1b	3	1	2	4	1	0	1	1	0	0	0	0	0	0	0	1	0	0	.609	
Feb 16	vs Louisiana Monroe	*1b	1	1	0	2	0	0	0	1	0	0	0	0	1	0	0	3	0	0	.583	
Feb 20	vs Rutgers	*1b	3	1	2	0	1	0	0	0	0	0	0	0	0	0	0	7	0	0	.593	
Feb 20	vs Cal State Fullerton	*1b	3	0	1	0	0	0	0	0	0	0	0	0	0	0	0	6	0	0	.567	
Feb 21	vs Loyola Marymount	*1b	2	0	1	0	0	0	0	2	0	0	0	0	0	0	0	10	0	0	.562	
Feb 22	vs Baylor	*1b	2	1	1	3	0	0	1	1	0	0	0	0	0	0	0	6	0	0	.559	
Feb 22	vs UCLA	*1b	3	1	2	1	1	0	1	0	0	0	0	0	0	0	0	5	0	0	.568	
Feb 28	IOWA	*1b	1	2	0	0	0	0	0	1	0	0	1	0	0	0	0	4	0	0	.553	
Feb 28	ILLINOIS	*1b	1	3	1	3	0	0	1	3	0	0	0	0	0	0	0	5	0	1	.564	
Mar 01	IOWA	*1b	1	2	1	1	0	0	1	2	0	0	0	0	0	0	0	5	0	0	.575	
Mar 01	ILLINOIS	*1b	1	1	0	0	0	0	0	3	0	0	0	0	0	0	0	13	0	0	.561	
Mar 02	MISSOURI STATE	*1b	4	2	2	1	1	0	0	0	0	0	0	0	0	0	0	7	0	0	.556	
Mar 07	at Ole Miss	*1b	3	0	0	0	0	0	0	0	0	0	0	0	0	0	0	1	6	1	.521	
Mar 08	at Ole Miss	*1b	3	1	2	2	0	0	1	1	0	0	0	0	0	0	0	5	0	0	.529	
Mar 09	at Ole Miss	*1b	2	3	2	5	0	0	1	2	0	0	1	0	0	0	0	2	0	0	.547	
Mar 15	OKLAHOMA-1	*1b	3	0	0	0	0	0	0	0	0	0	0	0	0	0	0	2	6	0	.518	
Mar 15	OKLAHOMA-2	*1b	3	2	2	0	0	0	0	1	0	0	0	0	0	0	0	5	1	0	.525	
Mar 16	OKLAHOMA	*1b	4	2	3	4	0	0	2	0	0	0	0	0	0	0	0	3	1	0	.540	
Mar 18	UCA	*1b	1	1	1	3	0	0	1	2	0	0	0	0	0	0	0	3	0	0	.547	
Mar 22	at Tennessee	*1b	4	1	1	0	0	0	0	0	0	0	0	0	0	0	0	3	4	0	.529	
Mar 23	at Tennessee	*1b	5	1	2	0	1	0	0	0	0	0	0	0	0	0	0	2	0	0	.521	
Mar 24	at Tennessee	*1b	3	1	1	2	0	0	1	0	0	0	0	0	0	0	0	1	6	0	.513	
Mar 28	KENTUCKY	*1b	2	1	0	0	0	0	0	0	0	0	1	0	0	0	0	1	5	2	.500	
Mar 29	KENTUCKY	*1b	2	1	1	2	0	0	1	0	0	0	0	0	1	0	0	2	0	0	.500	
Mar 30	KENTUCKY	*1b	1	0	0	1	0	0	0	1	1	0	0	0	1	0	0	1	7	0	.494	
Apr 04	at Florida	*1b	3	1	1	3	0	0	1	1	0	0	0	0	0	0	0	5	0	0	.488	
Apr 05	at Florida	*1b	4	2	3	3	0	0	1	2	0	0	0	0	0	0	0	7	0	0	.500	
Apr 06	at Florida	*1b	0	2	0	0	0	0	0	3	1	0	1	0	0	0	0	3	0	0	.500	
Apr 07	at North Florida	*1b	2	2	2	1	0	0	0	2	1	0	0	0	0	0	0	7	0	1	.511	
Apr 11	SOUTH CAROLINA	*1b	0	1	0	0	0	0	0	3	0	0	1	0	0	0	0	4	0	0	.511	
Apr 12	SOUTH CAROLINA	*1b	2	1	0	0	0	0	0	2	0	0	0	0	0	0	0	10	0	0	.500	
Apr 13	SOUTH CAROLINA	*1b	3	0	0	1	0	0	0	0	0	0	1	0	0	0	0	5	1	0	.484	
Apr 15	at UCA	*1b	3	2	2	1	1	0	1	1	0	0	0	0	0	0	0	3	0	0	.490	
Apr 18	COLORADO STATE-1	*1b	1	2	1	1	0	0	1	3	0	0	0	0	0	0	0	6	0	1	.495	
Apr 18	COLORADO STATE-2	*1b	3	1	1	0	0	0	0	0	0	0	0	0	0	0	0	6	0	0	.490	
Apr 25	at Texas A&M	*1b	3	1	1	0	0	0	0	0	0	0	1	0	0	0	0	1	7	0	.486	
Apr 26	at Texas A&M	*1b	3	3	2	3	0	0	2	1	0	0	0	0	0	0	0	6	0	0	.491	
Apr 27	at Texas A&M	*1b	2	0	1	0	0	0	0	0	0	0	1	0	0	0	0	6	1	0	.491	
May 01	LSU	*1b	1	2	1	2	0	0	1	4	0	0	0	0	0	0	0	8	0	0	.495	
May 02	LSU	*1b	2	0	0	0	0	0	0	2	0	0	0	0	0	0	0	2	4	0	.487	
May 03	LSU	*1b	0	0	0	1	0	0	0	4	0	0	0	0	0	0	0	6	0	0	.487	
May 07	at Georgia	*1b	1	1	1	4	0	0	1	2	0	0	1	0	0	0	0	10	0	0	.491	
May 08	vs Tennessee	*1b	4	1	2	0	1	0	0	0	0	0	0	0	0	0	0	4	0	0	.492	
May 09	vs Oklahoma	*1b	4	0	0	0	0	0	0	0	0	0	0	0	0	0	0	8	0	0	.475	
May 16	SAINT LOUIS	*1b	1	1	0	0	0	0	0	2	0	0	0	0	0	0	0	7	0	0	.472	
May 17	OKLAHOMA STATE	*1b	1	1	0	0	0	0	0	4	0	0	0	0	0	0	0	1	7	0	.468	
May 18	OKLAHOMA STATE	*1b	3	1	0	0	0	0	0	0	0	0	1	0	0	0	0	8	0	0	.457	
May 23	OLE MISS	*1b	3	1	0	0	0	0	0	1	0	0	1	0	0	0	0	1	4	0	.446	
May 24	OLE MISS	*1b	3	2	1	0	0	0	0	1	0	0	0	0	0	0	0	5	0	0	.444	
Totals			57gs	133	67	59	72	9	0	26	66	3	0	12	0	4	0	15	324	9	4	.444



LEXI KING

RHP • R/R • 5-8 • Freshman
Windermere, Fla. • Windermere HS

99

CAREER STATS

Year	ERA	W-L	APP	GS	CG	SHO	SV	IP	H	R	ER	BB	SO	2B	3B	HR	BF	B.AVG	WP	HBP	BK	SF	SH
2025	2.69	3-1	10	0	0	0/5	0	13.0	15	5	5	2	3	3	0	1	56	.283	0	1	0	0	0
TOTAL	2.69	3-1	10	0	0	0/5	0	13.0	15	5	5	2	3	3	0	1	56	.283	0	1	0	0	0

SEASON HIGHS

Category	No.	Opponent (Last)	Date
Innings	2.1	Southern Miss	2/15/25
Longest Start	0.0	-	-
Shortest Start	0.0	-	-
Longest Relief	2.1	Southern Miss	2/15/25
Hits	4	Missouri State	3/2/25
Runs	1	2x (Ole Miss)	3/7/25
Earned Runs	1	2x (Ole Miss)	3/7/25
Walks	0	7x (Ole Miss)	3/7/25
Strikeouts	1	2x (Missouri State)	3/2/25
Pitches	40	Southern Miss	2/15/25

CAREER HIGHS

Category	No.	Opponent (Last)	Date
Innings	2.1	Southern Miss	2/15/25
Longest Start	0.0	-	-
Shortest Start	0.0	-	-
Longest Relief	2.1	Southern Miss	2/15/25
Hits	4	Missouri State	3/2/25
Runs	1	2x (Ole Miss)	3/7/25
Earned Runs	1	2x (Ole Miss)	3/7/25
Walks	0	7x (Ole Miss)	3/7/25
Strikeouts	1	2x (Missouri State)	3/2/25
Pitches	40	Southern Miss	2/15/25

PLAYER PROFILE

- » Posted a 0.68 ERA with 147 strikeouts while limiting opponents to a .172 batting average while posting a 15-2 record as a senior while leading Windermere High School to a 23-5 record and FHSAA Class 7A State Semi-final appearance.
- » Tallied a 1.03 ERA and 0.81 WHIP with 102 strikeouts and only 11 walks as a junior in 2023.
- » Played travel ball with Tennessee Mojo Fisher.
- » Recorded a 1.44 ERA while going 11-5 with 115 strikeouts as a sophomore
- » As a freshman in 2021, she threw 13 games and in 70 innings had a 0.80 ERA with a 0.80 WHIP and a K's to walk ratio of 7.125
- » Played varsity as a sixth grader at Windermere High School in Windermere, Fla.
- » Cousin is former Oklahoma catcher and three-time All-American Jessica Shults
- » Is a fan of the Atlanta Braves and enjoys wakesurfing in her free time.
- » Was a National Honor Society member in high school.


CAREER HONORS

- » No. 23 Overall Player Extra Inning Softball (2024)
- » Orlando Sentinel Player of the Year (2024)


GAME-BY-GAME

Date	Opponent	GS	IP	H	R	ER	BB	SO	2B	3B	HR	WP	BK	HBP	IBB	Score	W-L	Sv	ERA	NP
Feb 07	vs Lipscomb	1.0	1	0	0	0	0	0	0	0	0	0	0	0	0	23-0	0-0	0	0.00	13
Feb 08	vs Bradley	2.0	2	0	0	0	0	0	0	0	0	0	0	0	0	9-1	1-0	0	0.00	19
Feb 15	vs Southern Miss	2.1	1	0	0	0	0	1	0	0	0	0	1	0	0	12-4	2-0	0	0.00	40
Feb 22	vs Baylor	1.0	1	0	0	0	0	0	0	0	0	0	0	0	0	8-0	2-0	0	0.00	20
Mar 01	IOWA	1.0	0	0	0	0	1	0	0	0	0	0	0	0	0	12-0	2-0	0	0.00	9
Mar 02	MISSOURI STATE	2.0	4	1	1	0	1	0	0	0	0	0	0	0	0	13-2	3-0	0	0.75	38
Mar 07	at Ole Miss	0.1	2	1	1	0	0	1	0	0	0	0	0	0	0	1-9	3-0	0	1.45	6
Mar 16	OKLAHOMA	0.1	2	3	3	1	0	1	0	1	0	0	0	0	0	7-10	3-1	0	3.50	19
Apr 07	at North Florida	2.0	1	0	0	0	1	0	0	0	0	0	0	0	0	14-0	3-1	0	2.92	34
Apr 15	at UCA	1.0	1	0	0	1	0	0	0	0	0	0	0	0	0	7-0	3-1	0	2.69	20
May 23	OLE MISS	0.1	3	2	0	0	0	1	0	0	0	0	0	0	0	7-9	3-1	0	2.62	14
Totals		0	13.1	18	7	5	2	3	4	0	1	0	0	1	0	113-35	3-1	0	2.62	-

2025 ARKANSAS RAZORBACKS




1
RAIGAN KRAMER
Sr. • 5-4 • L/R
OF • Topeka, Kan.
Reagan




4
REIS BEUERLEIN
Jr. • 5-9 • R/R
RHP • Cave Creek, Ariz.
BUR-line



5
ASHTYN REICHARDT
Fr. • 5-7 • L/L
OF • Katy, Texas




6
ELLA MCDOWELL
Fr. • 5-6 • R/R
INF • Richmond, Texas




7
COURTNEY DAY
Sr. • 5-10 • R/R
UTL • Pearland, Texas



11
ROBYN HERRON
Jr. • 5-10 • R/L
LHP • Tampa, Fla.
Heron




12
PAYTON BURNHAM
Fr. • 5-8 • R/R
RHP/UTL • Eugene, Ore.




13
KASEY WOOD
So. • 5-8 • R/R
UTL • Bentonville, Ark.



14
KARLIE DAVISON
Jr. • 5-8 • R/R
INF • Torrance, Calif.



16
RAMSEY WALKER
Sr. • 5-7 • R/R
OF • Shreveport, La.



17
KENNEDY MILLER
So. • 5-8 • R/R
C • Georgetown, Texas



21
AVA CARTER
Fr. • 5-6 • L/R
OF • Paragould, Ark.




23
REAGAN JOHNSON
Jr. • 5-4 • L/R
OF • Karnes City, Texas



25
CAM HARRISON
Fr. • 6-0 • R/R
RHP/UTL • Brookshire, Texas



26
ATALYA RIJO
Jr. • 5-7 • L/R
INF • Horseheads, N.Y.
Uh-TAL-ia RE-ho




28
CARLEE RATCLIFF
Sr. • 5-5 • R/R
UTL • New Boston, Texas




34
JAYDEN RAMOS
Fr. • 5-10 • R/R
UTL • Fresno, Calif.




45
JAYDEN WELLS
So. • 5-6 • R/R
UTL • Paris, Ark.



46
KAILEY WYCKOFF
Jr. • 5-7 • L/L
UTL • Katy, Texas
Why-KOFF



77
BRI ELLIS
Sr. • 5-10 • R/R
INF • Houston, Texas




99
LEXI KING
Fr. • 5-8 • R/R
RHP • Windmere, Fla.



COURTNEY DEIFEL
Head Coach • 3rd Base Coach
10th Season



MATT MEUCHEL
Asst. Coach • Umpire Appeals
Ninth Season



DJ GASSO
Asst. Coach
Second Season



DANIELLE GIBSON WHORTON
Asst. Coach
Second Season