

# ARKANSAS SOFTBALL GAME NOTES

## 2025 SCHEDULE

OVERALL: 40-11 | SEC: 14-10

H: 15-5 | A: 12-4 | N: 13-1 | T10: 8-8 | TOP 25: 11-11

| DATE | OPPONENT                  | LOCATION               | TIME/RESULT |
|------|---------------------------|------------------------|-------------|
| F6   | at Texas State %          | San Marcos, Texas      | W, 3-1      |
| F7   | vs. Lipscomb %            | San Marcos, Texas      | W, 23-0 (5) |
| F7   | vs. Bradley %             | San Marcos, Texas      | W, 3-1      |
| F8   | vs. Bradley %             | San Marcos, Texas      | W, 9-1 (6)  |
| F8   | vs. San Diego %           | San Marcos, Texas      | W, 2-1      |
| F14  | vs. ULM †                 | Ruston, La.            | W, 11-2 (6) |
| F14  | at Louisiana Tech †       | Ruston, La.            | W, 9-1 (5)  |
| F15  | vs. Southern Miss †       | Ruston, La.            | W, 12-4 (6) |
| F16  | vs. Southern Miss †       | Ruston, La.            | W, 12-3 (5) |
| F16  | vs. ULM †                 | Ruston, La.            | W, 10-0 (5) |
| F20  | vs. Rutgers §             | Cathedral City, Calif. | W, 10-0 (5) |
| F20  | vs. Cal State Fullerton § | Cathedral City, Calif. | W, 10-0 (5) |
| F21  | vs. Loyola Marymount §    | Cathedral City, Calif. | W, 6-2      |
| F22  | vs. Baylor §              | Cathedral City, Calif. | W, 8-0 (5)  |
| F22  | vs. No. 4 UCLA §          | Cathedral City, Calif. | L, 9-1 (6)  |
| F28  | Iowa ^                    | Fayetteville           | W, 9-0 (5)  |
| F28  | Illinois ^                | Fayetteville           | W, 12-4 (6) |
| M1   | Iowa ^                    | Fayetteville           | W, 12-0 (5) |
| M1   | Illinois ^                | Fayetteville           | W, 10-1 (6) |
| M2   | Missouri State ^          | Fayetteville           | W, 13-2 (5) |
| M7   | at Ole Miss*              | Oxford, Miss.          | L, 9-1 (6)  |
| M8   | at Ole Miss*              | Oxford, Miss.          | L, 9-3      |
| M9   | at Ole Miss*              | Oxford, Miss.          | W, 20-3 (5) |
| M15  | Oklahoma*                 | Fayetteville           | L, 7-0      |
| M15  | Oklahoma*                 | Fayetteville           | L, 6-4      |
| M16  | Oklahoma*                 | Fayetteville           | L, 10-7     |
| M18  | Central Arkansas          | Fayetteville           | W, 6-3      |
| M22  | at Tennessee*             | Knoxville, Tenn.       | W, 6-3 (8)  |
| M23  | at Tennessee*             | Knoxville, Tenn.       | W, 9-0      |
| M24  | at Tennessee*             | Knoxville, Tenn.       | L, 3-2      |
| M28  | Kentucky*                 | Fayetteville           | W, 5-3      |
| M29  | Kentucky*                 | Fayetteville           | W, 10-2 (5) |
| M30  | Kentucky*                 | Fayetteville           | W, 2-1      |
| A4   | at Florida*               | Gainesville, Fla.      | W, 4-1      |
| A5   | at Florida*               | Gainesville, Fla.      | L, 10-7 (9) |
| A6   | at Florida*               | Gainesville, Fla.      | W, 9-5      |
| A7   | at North Florida          | Jacksonville, Fla.     | W, 14-0 (5) |
| A11  | South Carolina*           | Fayetteville           | W, 10-2 (6) |
| A12  | South Carolina*           | Fayetteville           | L, 5-4      |
| A13  | South Carolina*           | Fayetteville           | W, 5-4      |
| A15  | at Central Arkansas       | Conway, Ark.           | W, 7-0      |
| A18  | Colorado State            | Fayetteville           | W, 14-1 (5) |
| A18  | Colorado State            | Fayetteville           | W, 8-0 (5)  |
| A19  | Colorado State            | Fayetteville           | Canceled    |
| A25  | at Texas A&M*             | College Station, Texas | W, 7-5      |
| A26  | at Texas A&M*             | College Station, Texas | W, 7-4      |
| A27  | at Texas A&M*             | College Station, Texas | L, 2-0      |
| M1   | LSU*                      | Fayetteville           | W, 12-9     |
| M2   | LSU*                      | Fayetteville           | L, 13-2     |
| M3   | LSU*                      | Fayetteville           | W, 6-0      |
| M7   | Georgia                   | Athens, Ga.            | W, 5-1      |
| M8   | Tennessee                 | Athens, Ga.            | W, 6-1      |
| M9   | Oklahoma                  | Athens, Ga.            | 3 p.m.      |
| M10  | SEC Tournament            | Athens, Ga.            | TBA         |

% Texas State Tournament | † LA Tech Tournament

§ Mary Nutter Classic | ^ Wooo Pig Classic

& Razorback Rumble | \* SEC games

@ NCAA Tournament

Home games played at Bogle Park | Times central/subject to change

## GAME 52 | MAY 9 | vs. OKLAHOMA | 3 PM

ESPN2 ||| ATHENS, GA.



44-7  
17-7 SEC



40-11  
14-10 SEC

### #2 OKLAHOMA SOONERS

In the Polls.....4 (SA) | 3 (D1Softball)  
.....2 (ESPN/USA SOFTBALL) | 2 (NFCA)  
Head Coach.....Patty Gasso  
Career Record.....1,558-359 (31 Seasons)  
Record at Oklahoma.....Same

### #6/7 ARKANSAS RAZORBACKS

In the Polls.....1 (SA) | 2 (D1Softball)  
.....6 (ESPN/USA SOFTBALL) | 7 (NFCA)  
Head Coach.....Courtney Deifel  
Career Record.....382-203 (11th Season)  
Record at Arkansas.....355-176 (10th Season)

## RAZORBACK NOTABLES

>> The Arkansas Razorbacks are 40-11 and coming off a 6-1 win over Tennessee yesterday, highlighted by **Raigan Kramer's** seventh-inning grand slam and a complete-game effort in the circle from **Robyn Herron**. The win marked the seventh season in program history with 40+ wins, five of which have occurred under Courtney Deifel.

>> Arkansas earned its highest ranking in program history by checking in at No. 1 in the Softball America Poll this week, topping its previous program best of No. 2 last week.

>> Junior center fielder **Reagan Johnson** is batting .424 with 31 hits in 73 at-bats in her last 20 games while registering multiple hits in 10 of 18 games, highlighted by a season-high three hits in series finales against Kentucky (March 30) and South Carolina (April 13).

>> Junior left-hander **Robyn Herron** is 17-5 this season with a team-best 2.32 ERA and 147 strikeouts in 126.2 innings pitched while limiting opposing hitters to a .186 batting average. She earned her 16th win of the season against Tennessee yesterday after striking out nine and allowing one unearned run on six hits in seven innings pitched (May 8). She was recently ranked 8th nationally in the Softball America May Position Rankings.

>> Freshman **Payton Burnham** is 13-2 this season with a 2.61 ERA and 77 strikeouts in 94 innings pitched while limiting opposing hitters to a .221 batting average. The Eugene, Ore., product threw a complete-game shutout on her 19th birthday in a 6-0 win over No. 10 LSU on May 3 after striking out six and allowing just four hits and two walks in her seven innings of work. Her 13 wins this season are the most by a Razorback freshman pitcher since Mary Haff's 29 wins in 2017.

>> Senior first baseman and **2025 SEC Player of the Year Bri Ellis** leads the country in slugging percentage (1.229) and OBP (.663). Ellis is batting .492 with a program-record 26 HR, 72 RBI, 60 walks, and just 13 strikeouts while posting a .663 OBP. Her 1.892 OPS is on pace to be the highest single-season mark nationally by a D1 player since the stat was first tracked in 2016. Jocelyn Alo of Oklahoma holds the single-season record of 1.759, which was set in 2022. Ellis is currently on a 26-game reached base streak, which is tied for the fifth-longest in program history. She was recently drafted as the No. 2 Overall pick by the Volts in the 2025 AUSL College Draft. Ellis was the first position player selected.

>> **Bri Ellis** is having one of the most impressive seasons at the plate in softball or baseball history. Ellis is walking and homering at an absurd rate this season. Through the regular season, Ellis has homered once every 4.53 at-bats while walking once every 3.27 plate appearances. Both numbers are better than Barry Bonds' 2001 season, which is widely regarded as one of the most impressive seasons in baseball history. Bonds homered once every 6.52 at-bats and walked once every 3.75 plate appearances.

>> Arkansas' **Bri Ellis** (SEC POY, First-Team All-SEC, SEC All-Defensive Team), **Robyn Herron** (Second Team), **Reagan Johnson** (Second Team) and **Ella McDowell** (Second Team) all earned All-SEC accolades this morning.

>> The Razorbacks have been ranked in the Top 25 of the NFCA Coaches poll for a program-best 85 consecutive weeks dating back to the start of the 2020 season. Arkansas is one of six programs nationally to have appeared in the Top 25 of every NFCA Coaches Poll since the start of the 2020 season, joining Oklahoma, Florida, UCLA, Oklahoma State and Florida State.

## BY THE NUMBERS



|      |      |      |     |        |      |           |
|------|------|------|-----|--------|------|-----------|
| .323 | 387  | 431  | 156 | 35-38  | 2.88 | .213      |
| AVG. | RUNS | HITS | XBH | SB-ATT | ERA  | OPP. AVG. |
| .329 | 387  | 431  | 186 | 55-69  | 2.77 | .211      |

# 2025 ARKANSAS RAZORBACKS SOFTBALL ROSTER

## NUMERICAL ROSTER

| #  | NAME             | POS.    | B/T | CLASS | HT.  | PREVIOUS SCHOOL               | HOMETOWN           |
|----|------------------|---------|-----|-------|------|-------------------------------|--------------------|
| 1  | Raigan Kramer    | OF      | L/R | Sr.   | 5-4  | Seaman HS                     | Topeka, Kan.       |
| 4  | Reis Beuerlein   | RHP     | R/R | Jr.   | 5-9  | Pinnacle HS/Mississippi State | Cave Creek, Ariz.  |
| 5  | Ashtyn Reichardt | OF      | L/L | Fr.   | 5-7  | Katy HS                       | Katy, Texas        |
| 6  | Ella McDowell    | INF     | R/R | Fr.   | 5-6  | Foster HS                     | Richmond, Texas    |
| 7  | Courtney Day     | UTL     | R/R | Sr.   | 5-10 | Glenda Dawson HS/Texas        | Pearland, Texas    |
| 11 | Robyn Herron     | LHP     | R/L | Jr.   | 5-10 | Sickles HS                    | Tampa, Fla.        |
| 12 | Payton Burnham   | RHP/UTL | R/R | Fr.   | 5-8  | Sheldon HS                    | Eugene, Ore.       |
| 13 | Kasey Wood       | UTL     | R/R | So.   | 5-8  | Bentonville HS                | Bentonville, Ark.  |
| 14 | Karlie Davison   | INF     | R/R | Jr.   | 5-8  | Chadwick HS/Utah              | Torrance, Calif.   |
| 16 | Ramsey Walker    | OF      | R/R | Fr.   | 5-7  | Calvary-Baptist Academy       | Shreveport, La.    |
| 17 | Kennedy Miller   | C       | R/R | So.   | 5-8  | Georgetown HS                 | Georgetown, Texas  |
| 21 | Ava Carter       | OF      | L/R | Fr.   | 5-6  | Greene County Tech HS         | Paragould, Ark.    |
| 23 | Reagan Johnson   | OF      | L/R | Jr.   | 5-4  | Karnes City HS                | Karnes City, Texas |
| 25 | Cam Harrison     | RHP/UTL | R/R | Fr.   | 6-0  | Katy HS                       | Brookshire, Texas  |
| 26 | Atalyia Rijo     | INF     | L/R | Jr.   | 5-7  | Corning-Painted Post HS       | Horseheads, N.Y.   |
| 28 | Carlee Ratcliff  | UTL     | R/R | Sr.   | 5-5  | New Boston HS/Texas           | New Boston, Texas  |
| 34 | Jayden Ramos     | INF     | R/R | Fr.   | 5-10 | Central HS                    | Fresno, Calif.     |
| 45 | Jayden Wells     | UTL     | R/R | So.   | 5-6  | Paris HS                      | Paris, Ark.        |
| 46 | Kailey Wyckoff   | UTL     | L/L | Jr.   | 5-7  | Katy HS/Texas Tech            | Katy, Texas        |
| 77 | Bri Ellis        | INF     | R/R | Sr.   | 5-10 | Memorial HS/Auburn            | Houston, Texas     |
| 99 | Lexi King        | RHP     | R/R | Fr.   | 5-8  | Windermere HS                 | Windermere, Fla.   |

## COACHING STAFF

|                    |  |
|--------------------|--|
| Head Coach         | Courtney Deifel (California, 2003) - 10th Season         |
| Assistant Coach    | Matt Meuchel (Arizona State, 2000) - 9th Season          |
| Assistant Coach    | DJ Gasso (Bradley, 2017) - Second Season                 |
| Assistant Coach    | Danielle Gibson Whorton (Arkansas, 2022) - Second Season |
| Graduate Assistant | Paytience Holman (SEMO, 2024) - First Season             |
| Graduate Assistant | Mariah Lopez (Utah, 2024) - First Season                 |

## SUPPORT STAFF

|                        |  |
|------------------------|--|
| Sport Administrator    | Dan Trump (Cal, 1992)                    |
| Director of Operations | Dan Bartosik (Arkansas, 2015)            |
| Athletic Trainer       | Andrew Kreis (Texas State, 2014)         |
| SID                    | Hunter Corneliusen (Kansas State, 2020)  |
| Creative               | Meaghan Frazier (Minnesota, 2020)        |
| Sports Nutrition       | Abby Burns (Wisconsin Platteville, 2021) |

## PRONUNCIATION GUIDE

|                         |                 |
|-------------------------|-----------------|
| #1 Raigan Kramer        | Reagan          |
| #4 Reis Beuerlein       | Reese BUR-line  |
| #5 Ashtyn Reichardt     | RIKE-hard       |
| #11 Robyn Herron        | Heron           |
| #26 Atalyia Rijo        | Uh-TAL-ia RE-ho |
| #46 Kailey Wyckoff      | Why-KOFF        |
| Courtney Deifel         | DIE-ful         |
| Matt Meuchel            | Michael         |
| DJ Gasso                | Gas-OH          |
| Danielle Gibson Whorton | Horton          |

## ALPHABETICAL ROSTER

| #  | NAME             | POS.    |
|----|------------------|---------|
| 4  | Reis Beuerlein   | RHP     |
| 12 | Payton Burnham   | RHP/UTL |
| 21 | Ava Carter       | UTL     |
| 14 | Karlie Davison   | INF     |
| 7  | Courtney Day     | UTL     |
| 77 | Bri Ellis        | INF     |
| 25 | Cam Harrison     | RHP/UTL |
| 11 | Robyn Herron     | LHP     |
| 23 | Reagan Johnson   | OF      |
| 99 | Lexi King        | P       |
| 1  | Raigan Kramer    | OF      |
| 6  | Ella McDowell    | INF     |
| 17 | Kennedy Miller   | C       |
| 34 | Jayden Ramos     | INF     |
| 28 | Carlee Ratcliff  | UTL     |
| 5  | Ashtyn Reichardt | OF      |
| 26 | Atalyia Rijo     | INF     |
| 16 | Ramsey Walker    | OF      |
| 45 | Jayden Wells     | UTL     |
| 13 | Kasey Wood       | RHP/UTL |
| 46 | Kailey Wyckoff   | UTL     |

## RAZORBACKS BY CLASS

### SENIORS (4)

Courtney Day, Bri Ellis, Raigan Kramer, Carlee Ratcliff

### JUNIORS (6)

Reis Beuerlein, Karlie Davison, Robyn Herron, Reagan Johnson, Atalyia Rijo, Kailey Wyckoff

### SOPHOMORES (3)

Kennedy Miller, Jayden Wells, Kasey Wood

### FRESHMAN (8)

Payton Burnham, Ava Carter, Cam Harrison, Lexi King, Ella McDowell, Jayden Ramos, Ashtyn Reichardt, Ramsey Walker

## RAZORBACKS BY STATE

### TEXAS (9)

Courtney Day, Bri Ellis, Cam Harrison, Reagan Johnson, Ella McDowell, Kennedy Miller, Carlee Ratcliff, Ashtyn Reichardt, Kailey Wyckoff

### ARKANSAS (3)

Ava Carter, Jayden Wells, Kasey Wood

### ARIZONA (1)

Reis Beuerlein

### LOUISIANA (1)

Ramsey Walker

### CALIFORNIA (2)

Karlee Davison, Jayden Ramos

### FLORIDA (2)

Robyn Herron, Lexi King

### KANSAS (1)

Raigan Kramer

### OREGON (1)

Payton Burnham

### NEW YORK (1)

Atalyia Rijo

## 2025 TEAM QUICK FACTS

### TEAM INFORMATION

|                                      |           |
|--------------------------------------|-----------|
| 2024 Overall Record.....             | 37-18     |
| 2024 SEC Record.....                 | 14-10     |
| 2024 SEC Finish.....                 | 4th       |
| 2024 NCAA Postseason.....            | Regionals |
| Home Record.....                     | 19-11     |
| Away Record.....                     | 6-2       |
| Neutral Record.....                  | 12-5      |
| Student-Athletes Returning/Lost..... | 12/12     |
| Starters Returning/Lost.....         | 5/4       |
| Newcomers.....                       | 11        |

### COACHING STAFF

|                             |   |
|-----------------------------|---|
| Head Coach.....             | Courtney Deifel (10th Season)           |
| Record at Arkansas.....     | 355-176 (.662)                          |
| Career Record.....          | 382-203 (.641)                          |
| Assistant Coach.....        | Matt Meuchel (Ninth Season)             |
| Assistant Coach.....        | DJ Gasso (Second Season)                |
| Assistant Coach.....        | Danielle Gibson Whorton (Second Season) |
| Graduate Manager.....       | Mariah Lopez (First Season)             |
| Graduate Manager.....       | Paytience Holman (First Season)         |
| Director of Operations..... | Dan Bartosik (Third Season)             |

### TEAM HISTORY

|                                   |                            |
|-----------------------------------|----------------------------|
| First Year of Program.....        | 1997                       |
| All-Time Record.....              | 860-803 (.517)             |
| All-Time SEC Record.....          | 280-450 (.383)             |
| SEC Championships/Last.....       | 2 (2022)                   |
| SEC Tournament Championships..... | 2022                       |
| NCAA Appearances/Last.....        | 13 (2024)                  |
| Highest Preseason Rank.....       | 6/7 (2023)                 |
| Highest Preseason SEC.....        | 3rd (2023/2022)            |
| Highest In-Season Rank.....       | 4 (ESPN/NFCA) (Wk 2, 2023) |

### UNIVERSITY INFORMATION

|  |                         |
|--|-------------------------|
| Location.....                              | Fayetteville, Ark.      |
| Founded.....                               | March 27, 1871          |
| Enrollment.....                            | 27,558                  |
| Nickname.....                              | Razorbacks              |
| School Colors.....                         | Cardinal and White      |
| Conference.....                            | Southeastern (SEC)      |
| Chancellor.....                            | Dr. Charles F. Robinson |
| Vice Chancellor/Director of Athletics..... | Hunter Yurachek         |
| Faculty Athletic Representative.....       | Paul Adams              |
| University Website.....                    | www.uark.edu            |
| Athletics Website.....                     | ArkansasRazorbacks.com  |

### FACILITY INFORMATION

|                      |                                |
|----------------------|--------------------------------|
| Home Field.....      | Bogle Park                     |
| Opened.....          | 2009                           |
| Dimensions.....      | (LF - 200, CF - 220, RF - 200) |
| Chairback Seats..... | 1,200                          |

### COMMUNICATIONS

|                                      |                    |
|--------------------------------------|--------------------|
| Assistant Director (SB Contact)..... | Hunter Corneliusen |
| Email.....                           | hc068@uark.edu     |
| Cell.....                            | 479-380-2194       |
| Assistant AD for Communications..... | Kyle Parkinson     |

Mailing Address  
Razorback Commuications  
PO Box 7777  
Fayetteville, AR 72702-7777

Overnight Address  
Razorback Communications  
1240 W. Leroy Pond Dr.  
Fayetteville, AR 72701

| MONDAY   5                             | TUESDAY   6 | WEDNESDAY   7                    | THURSDAY   8                       | FRIDAY   9                  | SATURDAY   10 | SUNDAY   11 |
|--|-------------|----------------------------------|------------------------------------|-----------------------------|---------------|-------------|
| Media<br>Courtney Deifel<br>12:55 p.m. |             | Georgia<br>W, 5-1<br>SEC Network | Tennessee<br>W, 6-1<br>SEC Network | Oklahoma<br>3 p.m.<br>ESPN2 | TBD           | OFF         |

### ARKANSASRAZORBACKS.COM

For updated game notes, statistics, stories, photos, fan information, tickets, latest information on Razorback Softball, please visit [arkansasrazorbacks.com/softball](http://arkansasrazorbacks.com/softball).

### MEDIA AVAILABILITY

Above is a general weekly schedule of media availability for the Arkansas Softball team. All interview requests should be made to Arkansas Assistant Communications Director Hunter Corneliusen at least 24 hours in advance. All media availability times are subject to change. Members of the media are expected to adhere to these policies at all times. Please contact Hunter Corneliusen for any changes in the schedule.

### COACH/PLAYER AVAILABILITY

Coach Deifel assistant coaches and select student-athletes are available for interviews by contacting Hunter Corneliusen. Specific interview request should be made at least 24 hours in advance to ensure availability. Additional requests will be granted based on student-athlete availability throughout the week.

Postgame interviews with Coach Deifel and select players will be conducted on zoom following the home games at Bogle Park. If there is multiple games during a day it will take place after the Razorbacks' final game.

### SOCIAL MEDIA

Arkansas fans can access the most in-depth information regarding Razorback Softball through social media opportunities available online.

- **X** - @RazorbackSB - Direct coverage of Arkansas Softball
- **Instagram** - @razorbacksb - Photos and video
- **Facebook** - Arkansas Razorbacks Softball - Latest news
- **X** - @ArkRazorbacks - General athletic department information

### GAME DAY / PRESS SERVICES

Press releases, statistics and game information will be available throughout the season on [arkansasrazorbacks.com/softball](http://arkansasrazorbacks.com/softball). Credentialed, local and national media members may request to be added to email lists to automatically receive up-to-date information on Razorback Softball. Notes and statistics will be available digitally on game days. Wireless internet is available to all credentialed media members and game day personnel. Media and personnel interested in obtaining Wifi information need to contact assistant communications director Hunter Corneliusen.

### CREDENTIALS

Media Members wishing to cover Arkansas Softball should contact Hunter Corneliusen at least 48 hours prior to each home contest/series. All credentials will be issued on a game-to-game/series-to-series basis. Credentials will be available for pick up on game days at Ticket Office Will Call which is located at the main gate behind home plate at Bogle Park.





## POSTSEASON RESULTS / HISTORY

| Year         | Overall                 | SEC                   | Head Coach       |
|--------------|-------------------------|-----------------------|------------------|
| 1997         | 16-42 (.276)            | 12-16 (.429)          | Carie Dever-Boaz |
| 1998*        | 21-38 (.356)            | 13-17 (.433)          | Carie Dever-Boaz |
| 1999*        | 46-29 (.613)            | 17-13 (.567)          | Carie Dever-Boaz |
| 2000*!       | 44-31 (.587)            | 19-11 (.633)          | Carie Dever-Boaz |
| 2001*        | 36-30 (.545)            | 14-16 (.467)          | Carie Dever-Boaz |
| 2002*!       | 39-28-1 (.581)          | 14-16 (.467)          | Carie Dever-Boaz |
| 2003         | 24-36 (.400)            | 8-22 (.267)           | Carie Dever-Boaz |
| 2004         | 18-40 (.310)            | 6-24 (.200)           | Carie Dever-Boaz |
| 2005         | 19-43 (.306)            | 4-25 (.138)           | Jamie Pinkerton  |
| 2006*        | 26-35 (.426)            | 10-19 (.345)          | Jamie Pinkerton  |
| 2007         | 21-43 (.328)            | 6-22 (.214)           | Jamie Pinkerton  |
| 2008!        | 37-29 (.561)            | 8-20 (.286)           | Jamie Pinkerton  |
| 2009*!       | 27-29 (.482)            | 10-16 (.385)          | Jamie Pinkerton  |
| 2010*        | 28-29 (.491)            | 10-18 (.357)          | Mike Larabee     |
| 2011         | 13-39 (.250)            | 3-23 (.115)           | Mike Larabee     |
| 2012!        | 29-28 (.509)            | 7-21 (.250)           | Mike Larabee     |
| 2013*!       | 36-20 (.643)            | 12-10 (.545)          | Mike Larabee     |
| 2014         | 27-28 (.491)            | 5-19 (.208)           | Mike Larabee     |
| 2015         | 16-37 (.302)            | 1-23 (.042)           | Mike Larabee     |
| 2016         | 17-39 (.304)            | 1-23 (.042)           | Courtney Deifel  |
| 2017*!       | 31-24 (.564)            | 7-17 (.292)           | Courtney Deifel  |
| 2018*!       | 42-17 (.712)            | 12-12 (.500)          | Courtney Deifel  |
| 2019*!       | 38-20 (.655)            | 12-12 (.500)          | Courtney Deifel  |
| 2020         | 19-6 (.760)             | 1-2 (.333)            | Courtney Deifel  |
| 2021*!       | 43-11 (.796)            | 19-5 (.792)           | Courtney Deifel  |
| 2022*!       | 48-11 (.814)            | 19-5 (.792)           | Courtney Deifel  |
| 2023*!       | 40-19 (.684)            | 14-10 (.583)          | Courtney Deifel  |
| 2024*!       | 37-18 (.684)            | 14-10 (.583)          | Courtney Deifel  |
| 2025         | 40-11 (.779)            | 14-10 (.583)          | Courtney Deifel  |
| <b>TOTAL</b> | <b>878-810-1 (.520)</b> | <b>292-457 (.389)</b> |                  |


**Carie Dever-Boaz (1997-2004)**  
Overall: 244-274-1 (.471)  
SEC: 103-135 (.432)  
NCAA Tournament App: 2000, 2002



**Jamie Pinkerton (2005-09)**  
Overall: 130-179 (.421)  
SEC: 38-102 (.271)  
NCAA Tournament App: 2008, 2009



**Mike Larabee (2010-15)**  
Overall: 149-181 (.452)  
SEC: 38-114 (.250)  
NCAA Tournament App: 2012, 2013



**Courtney Deifel (2016-pres.)**  
Overall: 354-176 (.667)  
SEC: 113-106 (.516)  
NCAA Tournament App: 2017, 2018, 2019, 2021, 2022, 2023, 2024



### NCAA Tournament 13 appearances | 20-26 (.434)

#### 2000 NCAA Regional (Norman, Okla.)

|        |                  |   |     |
|--------|------------------|---|-----|
| May 18 | CSUN             | W | 5-0 |
| May 19 | #13 Oregon State | L | 4-1 |
| May 20 | Northwestern     | L | 5-0 |

#### 2002 NCAA Regional (Norman, Okla.)

|        |                 |   |     |
|--------|-----------------|---|-----|
| May 16 | #23 Texas A&M   | L | 6-2 |
| May 17 | Army West Point | W | 2-0 |
| May 17 | #8 Texas        | L | 6-2 |

#### 2008 NCAA Regional (Norman, Okla.)

|        |             |   |          |
|--------|-------------|---|----------|
| May 16 | Tulsa       | W | 7-5      |
| May 17 | #7 Oklahoma | L | 6-5 (11) |
| May 17 | Oregon      | L | 3-0      |

#### 2009 NCAA Regional (Norman, Okla.)

|        |              |   |      |
|--------|--------------|---|------|
| May 15 | Tulsa        | L | 6-0  |
| May 16 | #10 Oklahoma | L | 21-2 |

#### 2012 NCAA Regional (Berkeley, Calif.)

|        |               |   |      |
|--------|---------------|---|------|
| May 18 | Boston U      | W | 3-2  |
| May 19 | #1 California | W | 3-2  |
| May 20 | #1 California | L | 10-2 |
| May 21 | #1 California | L | 7-0  |

#### 2013 NCAA Regional (Norman, Okla.)

|        |             |   |      |
|--------|-------------|---|------|
| May 17 | Fordham     | W | 5-1  |
| May 18 | #1 Oklahoma | L | 10-5 |
| May 18 | Fordham     | W | 5-2  |
| May 19 | #1 Oklahoma | L | 14-1 |

#### 2017 NCAA Regional (Norman, Okla.)

|        |             |   |     |
|--------|-------------|---|-----|
| May 19 | #23 Tulsa   | L | 5-4 |
| May 20 | #6 Oklahoma | L | 5-3 |

#### 2018 NCAA Regional (Fayetteville)

|        |               |   |     |
|--------|---------------|---|-----|
| May 18 | DePaul        | W | 2-0 |
| May 19 | Wichita State | W | 5-0 |
| May 20 | Wichita State | W | 6-4 |

#### 2018 NCAA Super Regional (Norman, Okla.)

|        |             |   |     |
|--------|-------------|---|-----|
| May 25 | #4 Oklahoma | L | 7-2 |
| May 26 | #4 Oklahoma | L | 9-0 |

#### 2019 NCAA Regional (Stillwater, Okla.)

|        |       |   |     |
|--------|-------|---|-----|
| May 16 | Tulsa | L | 5-0 |
| May 17 | BYU   | L | 6-3 |

#### 2021 NCAA Regional (Fayetteville, Ark.)

|        |                    |   |         |
|--------|--------------------|---|---------|
| May 21 | Manhattan          | W | 8-0 (5) |
| May 22 | South Dakota State | W | 4-0     |
| May 23 | Stanford           | W | 7-3     |

#### 2021 NCAA Super Regional (Fayetteville, Ark.)

|        |            |   |      |
|--------|------------|---|------|
| May 28 | #9 Arizona | L | 10-4 |
| May 29 | #9 Arizona | L | 4-1  |

#### 2022 NCAA Regional (Fayetteville, Ark.)

|        |            |   |          |
|--------|------------|---|----------|
| May 20 | Princeton  | W | 11-0 (5) |
| May 21 | #24 Oregon | W | 6-2      |
| May 22 | #24 Oregon | W | 9-3      |

#### 2022 NCAA Super Regional (Fayetteville, Ark.)

|        |           |   |     |
|--------|-----------|---|-----|
| May 26 | #18 Texas | W | 7-1 |
| May 27 | #18 Texas | L | 3-1 |
| May 28 | #18 Texas | L | 3-0 |

#### 2023 NCAA Regional (Fayetteville, Ark.)

|        |            |   |          |
|--------|------------|---|----------|
| May 19 | Harvard    | W | 11-0 (5) |
| May 20 | Oregon     | L | 10-4     |
| May 20 | Notre Dame | W | 5-0      |
| May 21 | Oregon     | L | 14-4 (5) |

#### 2024 NCAA Regional (Fayetteville, Ark.)

|        |           |   |     |
|--------|-----------|---|-----|
| May 17 | SEMO      | W | 3-2 |
| May 18 | Arizona   | L | 2-1 |
| May 18 | Villanova | L | 7-2 |

#### SEC Tournament

16 appearances | 14-20 (.412)

#### 1998 (Columbus, Ga.)

|       |           |   |     |
|-------|-----------|---|-----|
| May 8 | LSU       | L | 2-1 |
| May 8 | Tennessee | L | 2-1 |

#### 1999 (Columbus, Ga.)

|        |                |   |          |
|--------|----------------|---|----------|
| May 13 | South Carolina | W | 4-1      |
| May 14 | #7 LSU         | L | 10-0     |
| May 15 | Alabama        | W | 3-2      |
| May 15 | Tennessee      | W | 3-2 (10) |
| May 16 | Tennessee      | W | 3-2      |
| May 16 | #7 LSU         | L | 4-3 (10) |

#### 2000 (Columbus, Ga.)

|        |                       |   |     |
|--------|-----------------------|---|-----|
| May 11 | #22 Mississippi State | W | 2-1 |
| May 12 | #7 LSU                | L | 2-0 |
| May 13 | Florida               | W | 2-1 |
| May 13 | #25 South Carolina    | W | 3-1 |
| May 14 | #25 South Carolina    | L | 2-1 |

#### 2001 (Chattanooga, Tenn.)

|        |                    |   |         |
|--------|--------------------|---|---------|
| May 10 | #7 Alabama         | L | 2-0     |
| May 11 | Kentucky           | W | 1-0     |
| May 12 | Mississippi State  | W | 7-2     |
| May 12 | #22 South Carolina | L | 1-0 (9) |

#### 2002 (Chattanooga, Tenn.)

|        |                   |   |     |
|--------|-------------------|---|-----|
| May 9  | #18 Alabama       | L | 2-1 |
| May 10 | Mississippi State | L | 5-1 |

#### 2006 (Athens, Ga.)

|        |            |   |     |
|--------|------------|---|-----|
| May 11 | #8 Georgia | L | 2-0 |
|--------|------------|---|-----|

#### 2009 (Knoxville, Tenn.)

|       |            |   |     |
|-------|------------|---|-----|
| May 7 | #5 Alabama | L | 6-0 |
|-------|------------|---|-----|

#### 2010 (Fayetteville, Ark.)

|        |            |   |     |
|--------|------------|---|-----|
| May 13 | #4 Alabama | L | 9-0 |
|--------|------------|---|-----|

#### 2013 (Lexington, Ky.)

|       |             |   |     |
|-------|-------------|---|-----|
| May 9 | #8 Missouri | L | 8-0 |
|-------|-------------|---|-----|

#### 2017 (Knoxville, Tenn.)

|        |             |   |     |
|--------|-------------|---|-----|
| May 10 | #10 Alabama | L | 4-1 |
|--------|-------------|---|-----|

#### 2018 (Columbia, Mo.)

|        |                    |   |     |
|--------|--------------------|---|-----|
| May 9  | #19 Kentucky       | W | 3-1 |
| May 10 | #8 Georgia         | W | 8-3 |
| May 11 | #12 South Carolina | L | 3-1 |

#### 2019 (College Station, Texas)

|       |            |   |     |
|-------|------------|---|-----|
| May 9 | #8 Georgia | L | 4-1 |
|-------|------------|---|-----|

#### 2021 (Tuscaloosa, Ala.)

|        |               |   |     |
|--------|---------------|---|-----|
| May 13 | #19 Tennessee | L | 1-0 |
|--------|---------------|---|-----|

#### 2022 (Gainesville, Fla.)\*Tournament Champions

|        |              |   |     |
|--------|--------------|---|-----|
| May 12 | Ole Miss     | W | 3-0 |
| May 13 | #13 Florida  | W | 4-1 |
| May 14 | #22 Missouri | W | 4-0 |

#### 2023 (Fayetteville, Ark.)

|        |             |   |         |
|--------|-------------|---|---------|
| May 11 | #13 Alabama | L | 3-2 (9) |
|--------|-------------|---|---------|


#### 2024 (Auburn, Ala.)

|       |             |   |     |
|-------|-------------|---|-----|
| May 9 | #5 Missouri | L | 3-1 |
|-------|-------------|---|-----|

#### 2025 (Athens, Ga.)

|       |              |   |     |
|-------|--------------|---|-----|
| May 7 | #12 Georgia  | W | 5-1 |
| May 8 | #4 Tennessee | W | 6-1 |





# Bri Ellis: National Player of the Year Candidate

## CONSISTENTLY ONE OF THE BEST IN HER CAREER

>> Arkansas first baseman Bri Ellis has one of the most storied careers of any active player in the country. Ellis currently ranks in the top six of the NCAA Active Career Leaders in three separate categories (As of May 5).

### NCAA Active Career HR Leaders

| Rank | Player (School)                | Conf.   | CL  | Pos | G   | HR |
|------|--------------------------------|---------|-----|-----|-----|----|
| 1.   | Bri Ellis (Arkansas)           | SEC     | Sr. | INF | 220 | 73 |
| 2.   | Cori McMillian (Virginia Tech) | ACC     | Sr. | INF | 198 | 67 |
| 3.   | Jenna Golembiewski (Miami OH)  | MAC     | Sr. | INF | 194 | 64 |
| 4.   | Rachel Roupe (Liberty)         | CUSA    | Sr. | OF  | 240 | 60 |
| 5.   | Shaylon Govan (Baylor)         | Big XII | Sr. | INF | 245 | 56 |

### NCAA Active Career RBI Leaders

| Rank | Player (School)         | Conf.   | CL  | Pos | G   | RBI |
|------|-------------------------|---------|-----|-----|-----|-----|
| 1    | Reagan Walsh (Florida)  | SEC     | Sr. | INF | 252 | 224 |
| 2    | Mac Barbara (Texas A&M) | SEC     | Sr. | INF | 226 | 214 |
| 3    | Bri Ellis (Arkansas)    | SEC     | Sr. | INF | 222 | 211 |
| 4    | Shaylon Govan (Baylor)  | Big XII | Sr. | INF | 245 | 209 |
| 5    | Reese Atwood (Texas)    | SEC     | Sr. | INF | 177 | 201 |

### NCAA Active Career Total Bases Leaders

| Rank | Player (School)                | G   | AB  | H   | 2B | 3B | HR | TB  |
|------|--------------------------------|-----|-----|-----|----|----|----|-----|
| 1    | Cori McMillian (Virginia Tech) | 198 | 601 | 229 | 40 | 5  | 67 | 480 |
| 2    | Shaylon Govan (Baylor)         | 245 | 634 | 260 | 43 | 2  | 56 | 475 |
| 3    | Miah McDonald (Marist)         | 187 | 607 | 237 | 42 | 16 | 53 | 470 |
| 4    | Rachel Roupe (Liberty)         | 240 | 680 | 225 | 53 | 5  | 60 | 468 |
| 5    | Mia Scott (Texas)              | 241 | 738 | 292 | 52 | 13 | 25 | 445 |
| 6    | Bri Ellis (Arkansas)           | 222 | 564 | 190 | 31 | 1  | 73 | 442 |

## A HISTORIC START

>> Bri Ellis has gotten off to the hottest start in program history and one of the hottest starts in modern NCAA history at the plate. Through 51 games she holds program records in batting average (.492), HR (26), OBP (.663), total bases (145), runs (61) and slugging percentage (1.229).

>> Her 1.881 OPS is on pace to be the best in a single season nationally since the statistic was tracked in 2016

>> She was one of only two DI players to lead the nation in slugging percentage, homers and on-base percentage through March 19 of a season since 2012. The only other player to accomplish the feat was Louisiana-Lafayette catcher Lexie Elkins in 2016.

>> Through March 2 of this season, her .686 on-base percentage at the time was the second-highest of any NCAA DI player through that date since 2012, trailing only Sydney McKinney of Wichita State, who posted a .741 OBP through that date in 2023.

>> Through the first 10 games of the season, Ellis was the only player nationally to have equal or more RBI than at-bats through the first 10 games of the season since at least 2015 (min of 20 AB).

## AN OPPOSING PITCHER'S NIGHTMARE

>> In addition to hitting a league-leading 26 home runs and driving in 72 runs, Ellis has been exceptionally good when it comes to getting on base and making contact while playing in the nation's toughest league.

>> The senior slugger has reached base in 48 of the Razorbacks' 51 games this season and has registered at least one base hit in 37 games while only striking out a total of 13 times this season.

>> Ellis has walked in 33 games this season, while drawing multiple walks in 18 games. Ellis has been intentionally walked three times in a game twice this season against Illinois (March 1) and No 2. Florida (April 6).

>> She has posted 17-game reached base streaks in back-to-back seasons, becoming just the second player in program history to accomplish the feat, joining Devon Wallace, who accomplished the feat from 2013-14 (31, 29).

>> The longest the right-handed slugger has gone this season without homering is just five games.

>> She is currently on a career-best 26-game reached-base streak which is the fifth-longest streak in program history.

## AND SHE'S GOT A GLOVE

>> Ellis does more than just rake. She is one of the nation's best first baseman with a career fielding percentage of .988. She was an All-SEC Defensive Team selection at first base in 2024 and 2025 and has posted fielding percentages of .986+ during all four seasons of her collegiate career while committing no more than four errors in an individual season.

## WHERE SHE RANKS NATIONALLY IN 2025

>> Bri Ellis currently ranks in the Top 20 nationally in nine offensive statistical categories. She leads the country in three, leads the SEC in 10 and leads all Power 4 players in five (As of May 7).

### Bri Ellis in the NCAA Statistical Rankings

| Category      | Value | NCAA Rank | SEC Rank | P4 Rank |
|---------------|-------|-----------|----------|---------|
| Slugging %    | 1.221 | 1st       | 1st      | 1st     |
| On-Base %     | .659  | 1st       | 1st      | 1st     |
| OPS           | 1.881 | 1st       | 1st      | 1st     |
| HR Per Game   | 0.51  | 2nd       | 1st      | 2nd     |
| HR            | 25    | 2nd       | 1st      | 2nd     |
| BB Per Game   | 1.14  | 2nd       | 1st      | 1st     |
| RBI Per Game  | 1.39  | 5th       | 1st      | 2nd     |
| Batting Avg.  | .487  | 4th       | 1st      | 1st     |
| Total Bases   | 138   | 12th      | 1st      | 6th     |
| Runs Per Game | 1.20  | 8th       | 1st      | T-2nd   |
| RBI           | 65    | T-11th    | T-4th    | T-9th   |
| Runs          | 59    | 18th      | 4th      | T-11th  |

## RECORDS WATCH

>> With at least nine games to go, Bri Ellis is already in the conversation when it comes to single-season records at Arkansas (May 8)

### Bri Ellis' 2025 Season and the Record Books

| Category     | Value | Record | Season rank | 51 Games |
|--------------|-------|--------|-------------|----------|
| HR           | 26    | 25     | 1st         | T-1st    |
| RBI          | 72    | 70     | 1st         | 1st      |
| Total Bases  | 145   | 155    | 2nd         | 1st      |
| Batting Avg. | .491  | .445   | 1st         | 1st      |
| Runs Scored  | 61    | 67     | 3rd         | T-1st    |
| Walks        | 58    | 79     | 3rd         | 2nd      |
| Slugging %   | 1.246 | .892   | 1st         | 1st      |

## IN A LEAGUE OF HER OWN

>> When including statistics at previous DI schools of every player that has played at the University of Arkansas, Bri Ellis is near the top in many offensive statistical categories.

### Career Home Runs

| Player           | Total | HR at Arkansas | HR at Prev. School |
|------------------|-------|----------------|--------------------|
| Bri Ellis        | 74    | 40             | 34                 |
| Danielle Gibson* | 60    | 48             | 12                 |
| Linnie Malkin    | 50    | 50             | N/A                |

\* - Played 5 seasons due to COVID

>> She made history when she hit a three-run homer in the third inning of the Razorbacks' 20-3 thumping of Ole Miss on March 9. The three-run shot was her 61st career home run, passing Danielle Gibson Whorton (60) for the most in an entire career by any Arkansas player in program history when including home runs at their previous institutions prior to transferring.

### Career RBI

| Player           | Total | RBI at Arkansas | RBI at Prev. School |
|------------------|-------|-----------------|---------------------|
| Danielle Gibson* | 220   | 180             | 40                  |
| Bri Ellis        | 215   | 119             | 96                  |
| Linnie Malkin    | 154   | 154             | N/A                 |
| Braxton Burnside | 154   | 74              | 80                  |
| Miranda Dixon    | 147   | 147             | N/A                 |

\* - Played 5 seasons due to COVID

>> Ellis is only the second player to have played at Arkansas to eclipse 200 career RBI during the entirety of their college career when counting previous institutions' stats, joining Danielle Gibson.

## THE IRON HOG

>> Bri Ellis is the most durable players in the nation. She has started 223 of her 224 games played dating back to the beginning of her freshman year at Auburn. Her 223 consecutive starts is the second-longest streak in the country, trailing only Sierra Sacco of Mississippi State (223).



## BRI'S OPS IS BETTER THAN THE REST

» Arkansas first baseman **Bri Ellis** currently owns a 1.892 On-Base Plus Slugging Percentage (OPS) which leads the country and is on pace to be the best single-season mark since the statistic was first tracked in 2016. Additionally, entering the week her 1.221 slugging percentage is also the highest of anyone this season, leading the next closest in that period by 128 percentage points (Cori McMillian, Virginia Tech).

» Only 24 players since 2016 have registered an OPS above 1.500 throughout the entirety of a single season. Of those players, only six SEC players have accomplished the feat, while 12 Power Five (Pac 12 Included) players in total have accomplished the feat.

» This season, 10 players have an OPS above 1.500 through May 6. Nobody posted a 1.500+ OPS nationally last season.

» Of the four USA Softball National Player of the Year Award winners who batted and won the award since 2016, only Jocelyn Alo of Oklahoma (2021, 2022) registered a single-season OPS of above 1.500. Valerie Cagle (2023, Clemson), and Sierra Romero (2016, Michigan) won the award despite recording an OPS lower than 1.500. Alo, Skylar Wallace (2023, Florida), and Abbey Cheek (2019, Kentucky) are the only three NFCA Player of the Year Award winners to post a 1.500+ OPS since the award's inception in 2016.

» The 24 players that have previously accomplished a 1.500+ OPS in a single season have combined for four National Player of the Year Awards 18 NFCA All-America selections (13 First-Team, 4 Second-Team, 1 Third-Team), 24 NFCA All-Region selections, (22 First-Team, 2 Second-Team), 26 First-Team All-Conference selections and 16 Conference Player of the Year Award winners.

| SEASON | PLAYER               | YR  | TEAM             | CONFERENCE       | PLATE APP. | OPS   | AVG  | OBP  | SLG   |
|--------|----------------------|-----|------------------|------------------|------------|-------|------|------|-------|
| 2025   | Bri Ellis            | Sr  | Arkansas         | SEC              | 190        | 1.892 | .492 | .663 | 1.229 |
| 2022   | Jocelyn Alo**        | Sr  | Oklahoma         | Big 12^          | 230        | 1.759 | .476 | .624 | 1.135 |
| 2016   | Lexie Elkins*        | Sr  | Louisiana        | Sun Belt^        | 140        | 1.737 | .509 | .607 | 1.130 |
| 2021   | Jocelyn Alo**        | Sr  | Oklahoma         | Big 12^          | 226        | 1.721 | .481 | .574 | 1.147 |
| 2018   | Holly Speers*        | Sr  | Kent St.         | Mid-American^    | 183        | 1.689 | .483 | .656 | 1.033 |
| 2025   | Cori McMillan        | Sr  | Virginia Tech    | ACC              | 190        | 1.653 | .454 | .561 | 1.092 |
| 2023   | Skylar Wallace*      | Jr  | Florida          | SEC^             | 210        | 1.634 | .455 | .604 | 1.030 |
| 2021   | Sammey Bunch         | Sr  | UNI              | Missouri Valley^ | 203        | 1.634 | .457 | .591 | 1.043 |
| 2023   | Taryn Kern**         | Fr  | Indiana          | Big Ten^         | 225        | 1.627 | .438 | .605 | 1.022 |
| 2016   | Erika Piancastelli** | So  | McNeese          | Southland^       | 221        | 1.620 | .428 | .620 | 1.000 |
| 2018   | Jena Cozza***        | Sr  | Massachusetts    | Atlantic 10^     | 195        | 1.614 | .482 | .636 | .978  |
| 2023   | Erin Coffel**        | Jr  | Kentucky         | SEC              | 198        | 1.607 | .434 | .634 | .973  |
| 2025   | Desirae Spearman     | Sr  | New Mexico State | CUSA             | 180        | 1.595 | .434 | .611 | .984  |
| 2025   | Jazzy Burns          | So  | Ohio State       | Big Ten          | 184        | 1.587 | .473 | .560 | 1.027 |
| 2021   | Tiare Jennings*      | Fr  | Oklahoma         | Big 12           | 232        | 1.581 | .468 | .574 | 1.057 |
| 2025   | Victori Altamarino   | Jr. | Incarinate Word  | SLC              | 197        | 1.578 | .459 | .622 | .956  |
| 2025   | Taylor Minnick       | Sr  | Indiana          | Big Ten          | 182        | 1.575 | .479 | .582 | .993  |
| 2016   | Kiara Suttles        | So  | Southern U.      | SWAC             | 110        | 1.562 | .442 | .527 | 1.035 |
| 2025   | Megan Grant          | Jr  | UCLA             | Pac 12           | 180        | 1.556 | .389 | .556 | 1.000 |
| 2021   | Linda Rush           | Sr  | Drexel           | Colonial^        | 152        | 1.556 | .482 | .592 | .964  |
| 2018   | Madison Cathcart     | So  | Seattle U        | WAC              | 208        | 1.550 | .444 | .596 | .954  |
| 2025   | Miah McDonald        | Gr. | Marist           | MAAC             | 206        | 1.549 | .457 | .544 | 1.006 |
| 2021   | Allie Cummins        | So  | Miami (Ohio)     | Mid-American     | 203        | 1.544 | .477 | .625 | .919  |
| 2017   | DJ Sanders*          | Jr  | Louisiana        | Sun Belt^        | 208        | 1.537 | .388 | .524 | 1.013 |
| 2022   | Baylee Klinger*      | Sr  | Washington       | Pac 12^          | 202        | 1.527 | .453 | .520 | 1.007 |
| 2018   | Jocelyn Alo*         | Fr  | Oklahoma         | Big 12           | 226        | 1.526 | .420 | .549 | .977  |
| 2016   | Erica McNew          | Sr  | Cleveland St.    | Horizon^         | 202        | 1.523 | .474 | .649 | .874  |
| 2022   | Addison Barnard**    | So  | Wichita State    | American^        | 201        | 1.519 | .409 | .480 | 1.039 |
| 2019   | Courtney Cashman     | Jr  | UMass Lowell     | America East     | 181        | 1.516 | .508 | .630 | .886  |
| 2025   | Jordy Bahl           | Jr. | Nebraska         | Big Ten          | 182        | 1.515 | .464 | .541 | .974  |
| 2025   | McKayla Timmons      | Sr  | Ball State       | Mid-American     | 186        | 1.514 | .430 | .608 | .906  |
| 2023   | Kiki Milloy*         | Sr  | Tennessee        | SEC              | 232        | 1.511 | .423 | .562 | .949  |
| 2019   | Abbey Cheek**        | Sr  | Kentucky         | SEC^             | 222        | 1.510 | .428 | .602 | .908  |
| 2022   | Mia Davidson*        | Gr  | Mississippi St.  | SEC              | 238        | 1.509 | .399 | .574 | .935  |
| 2025   | Allison Benning      | Sr. | North Florida    | ASUN             | 201        | 1.508 | .453 | .584 | .820  |
| 2022   | Cydney Sanders*      | Fr  | Arizona St.      | Pac 12           | 197        | 1.507 | .425 | .557 | .950  |
| 2017   | Elizabeth Snow       | Sr  | Albany (NY)      | America East^    | 156        | 1.507 | .429 | .558 | .950  |

\*- First Team NFCA All-America

\*\* - Second-Team NFCA All-America

\*\*\* - Third-Team NFCA All-America

+ - National Player of the Year (NFCA or USA Softball)

^ - Conference Player of the Year

Chart updated with NCAA website after each Monday

## ON PACE TO JOIN ELITE COMPANY

>> Arkansas first baseman **Bri Ellis** is currently batting .492 with 26 home runs this season. She ranks second nationally in home runs and ranks third nationally in batting average at the conclusion of the regular season.

>> Only five players in NCAA history (Since 1982) have finished a season batting above .480 while also hitting 20+ home runs. All of the five players who had previously accomplished the feat were named Conference Player of the Year in their respective conferences, while four of five were named NFCA First-Team All-America and NFCA First-Team All-Region. Stacey Nuveman (UCLA, 2002) and Jocelyn Alo (Oklahoma, 2022) were both named USA Softball National Player of the Year, while Jen Yee (Georgia Tech, 2010) and Megan Langenfeld (2010) were top-three finalists for the award.

### PLAYERS WITH .480+ AVG AND 20+ HR IN A SEASON

NCAA History (Since 1982)

| Season | Player           | School           | AB  | AVG  | HR | NPOY         | All-America | Conf. POY | All-Region  | All-Conf.  |
|--------|------------------|------------------|-----|------|----|--------------|-------------|-----------|-------------|------------|
| 2010   | Jen Yee          | Georgia Tech     | 148 | .568 | 29 | T-3 Finalist | First-Team  | ACC       | First-Team  | First-Team |
| 2002   | Stacey Nuveman   | UCLA             | 157 | .529 | 20 | USA SB       | First-Team  | Pac 12    | First-Team  | First-Team |
| 2010   | Megan Langenfeld | UCLA             | 129 | .527 | 20 | T-3 Finalist | First-Team  | Pac 12    | First-Team  | First-Team |
| 2022   | Jocelyn Alo*     | Oklahoma         | 165 | .515 | 34 | USA SB/NFCA  | First-Team  | Big 12    | First-Team  | First-Team |
| 2012   | Sam Fischer      | Loyola Marymount | 128 | .492 | 23 | -            | Second-Team | PCSC      | Second-Team | First-Team |
| 2025   | Bri Ellis        | Arkansas         | 118 | .492 | 26 | TBD          | TBD         | TBD       | TBD         | TBD        |

\* - COVID Year

## BRI IS THE BEST OF THE BEST

>> Arkansas first baseman **Bri Ellis** currently has the best offensive numbers through the regular season compared to all USA Collegiate Softball Player of the Year Winners who were position players in the past decade.

>> Ellis leads two-time winner Jocelyn Alo (Oklahoma, 2022, 2021) and 2016 winner Sierra Romero (Michigan) in batting average (.487), walks (56), on-base percentage (.659), slugging percentage (1.221) and OPS (1.881).

| Player                         | AVG  | GP    | AB  | R  | H  | 2B | 3B | HR | RBI | TB  | SLG%  | BB | HP | SO | GDP | OB%  | SF | SH | SB-ATT | PO  | A  | E | FLD%  |
|--------------------------------|------|-------|-----|----|----|----|----|----|-----|-----|-------|----|----|----|-----|------|----|----|--------|-----|----|---|-------|
| Bri Ellis (Arkansas, 2025)     | .492 | 51-51 | 118 | 61 | 58 | 9  | 0  | 26 | 72  | 145 | 1.229 | 58 | 10 | 13 | 0   | .663 | 4  | 0  | 3-3    | 285 | 9  | 4 | .987  |
| Jocelyn Alo (Oklahoma 2021)    | .481 | 44-44 | 129 | 54 | 62 | 8  | 0  | 26 | 71  | 148 | 1.147 | 28 | 3  | 12 | 0   | .574 | 2  | 0  | 2-2    | 17  | 0  | 0 | 1.000 |
| Sierra Romero (Michigan, 2016) | .485 | 48-48 | 132 | 66 | 64 | 11 | 1  | 16 | 71  | 125 | .947  | 42 | 2  | 11 | 0   | .600 | 4  | 1  | 13-14  | 62  | 73 | 5 | .964  |
| Jocelyn Alo (Oklahoma 2022)    | .476 | 49-49 | 126 | 61 | 60 | 11 | 0  | 24 | 61  | 143 | 1.135 | 44 | 7  | 16 | 2   | .624 | 1  | 1  | 2-4    | 1   | 0  | 0 | 1.000 |

## BETTER THAN BARRY

>> Ellis is walking and homering at an absurd rate this season. Through the regular season, Ellis has homered once every 4.53 at-bats while walking once every 3.27 plate appearances. Both numbers are better than Barry Bonds' 2001 season, which is regarded as one of the most impressive seasons in baseball history.

### 2025 Bri Ellis

At-Bats: 118  
HR: 26  
Frequency of HR: 4.53 AB  
Plate Appearances: 190  
Walks: 58  
Frequency of Walk: 3.27 PA



### 2001 Barry Bonds

At-Bats: 476  
HR: 73  
Frequency of HR: 6.52 AB  
Plate Appearances: 664  
Walks: 177  
Frequency of Walk: 3.75 PA



## WHY NOT BOTH?

>> Ellis finished the regular season ranked in the Top 2 nationally in home runs per game (2nd, 0.51) and walks per game (2nd, 1.20).

>> The last Division I player to finish the regular season ranked in the Top 2 nationally in both categories was Jen Yee in 2010, who finished second in HR per game (0.47) and first in walks per game (1.42).

## FEARED BY MANY

>> Opposing teams have elected to pitch around Bri Ellis at all costs this season.

>> In last week's series against No. 10 LSU, Ellis was walked four times in both of the Razorbacks wins while garnering 10 walks on the weekend.

>> It marked the first four-walk game for an Arkansas player since 2021 when Braxton Burnside accomplished the feat on April 3, 2021, in a win over Auburn.

>> Ellis (2) joins Devon Wallace (3) as the only Razorbacks in program history to have multiple 4+ walk games.

## PLAYING THE BEST

>> Ellis' historic season has occurred in the nation's toughest league and her numbers playing the best of the best have been eye-popping.

>> In the Razorbacks' 22 games against Top 25 RPI opponents, Ellis is batting .422 with 24 hits, two doubles, 11 home runs, 27 RBI, 59 total bases and 26 walks while posting a 1.054 slugging percentage, .636 OBP and a 1.690 OPS.

>> Ellis has homered off of eight all-conference (2024) pitchers this season.

## A MASSIVE IMPACT

>> Arkansas is 31-5 when Bri Ellis hits a home run since she arrived on campus prior to the 2024 season. Arkansas is 17-5 when Ellis homers this season and was 13-0 in 2024 when she homered.

>> In her collegiate career, Ellis' teams have a combined record of 59-9 when she homers.

| Season       | School           | Record      | Win%        |
|--------------|------------------|-------------|-------------|
| 2025         | Arkansas         | 18-5        | .783        |
| 2024         | Arkansas         | 13-0        | 1.000       |
| 2023         | Auburn           | 14-0        | 1.000       |
| 2022         | Auburn           | 14-4        | .778        |
| <b>Total</b> | <b>4 Seasons</b> | <b>59-9</b> | <b>.868</b> |



## POWER IN THE PORTAL

Since taking over the program in 2016, head coach Courtney Deifel and her coaching staff have had tremendous success in the recruitment of players through the transfer portal.

>> Deifel has made 22 transfer portal additions during her time at Arkansas. Six Razorbacks on the 2025 roster arrived in Fayetteville by way of the transfer portal: Reis Beuerlein (2024, Mississippi State), Courtney Day (2025, Texas), Karlie Davison (2025, Utah), Bri Ellis (2024, Auburn), Carlee Ratcliff (2024, Texas) and Kailey Wyckoff (2025, Texas Tech).

Transfers under Courtney Deifel have accounted for:

>> 8 NFCA All-America selections

>> 14 NFCA All-Region honors

>> 12 All-SEC Selections

>> 1 SEC Player of the Year (*KB Sides*)

>> 1 SEC Pitcher of the Year (*Chenise Delce*)

>> 11 of the 18 portal additions under Deifel that completed a season at Arkansas experienced an increase in both wins and winning percentage in their first season as a Hog compared to their last at their previous program.

>> 11 of the Razorbacks' 14 transfer position players set single-season career highs in at least one offensive statistical category, while eight set single-season career highs in four or more offensive categories.

## BRI BOMBS

Bri Ellis is one of the most heralded sluggers in the nation in 2025. She is batting .492 with 26 home runs, 72 RBI, 145 total bases and 61 runs scored while posting a 1.229 slugging percentage and a .663 OBP. Her 74 career home runs are the most among all active D1 players.

>> She made history with her 26th homer, a walk-off grand slam in a 5-1 win over Georgia to set a single season program record for homers and RBI (72).

>> Ellis crushed her record-tying 25th HR in a 12-9 win over LSU (May 1).

>> She belted her 23rd and 24th homers of the season to post her sixth career multi-HR game in a win over Texas A&M (April 26).

>> Ellis smashed her 21st HR of the season in a win at UCA, setting a new single-season career high (April 15).

>> Ellis smashed her 19th round-tripper this season with a three-run shot in the first inning of a series-opening win at No. 2 Florida (April 4).

>> Ellis blasted a two-run homer in the series finale at Tennessee (March 25).

>> She hit a three-run homer in the third inning of a win vs. UCA (March 18)

>> Ellis batted .500 in a three-game series vs. No. 1 Oklahoma, highlighted by a 3-4 series finale that featured two HR and four RBI.

>> Ellis hit .500 during a three-game series at Ole Miss while collecting four hits, four runs scored, two homers, seven RBI and three walks. She tied a career-high with five RBI in a 20-3 series finale win (March 9).

>> During the Wooo Pig Classic, Ellis hit .500 and posted a .778 on-base percentage, reaching base 14 times while only registering eight official at-bats. Ellis hit two home runs while drawing nine walks, five of which came intentionally (Feb. 28-March 2).

>> She batted .538 with two home runs, four RBI and seven hits during the Hogs' 4-1 weekend at the Mary Nutter Collegiate Classic (Feb. 20-22).

>> Ellis had a career weekend during the Razorbacks 5-0 showing at the LA Tech Classic (Feb. 14-16). The senior first baseman batted .667 with eight hits, three doubles, four home runs, 15 RBI, seven runs scored and five walks while posting a 1.917 slugging percentage and .722 on-base percentage.

>> In a 12-4 (6 inn.) win over Southern Miss, the right-handed slugger drove in a career-high five runs courtesy of a three-run home run and a two-run home run. The two-homer performance marked her fourth career multi-home run game and was her first as a Razorback.

>> She was named SEC Player of the Week (Feb. 17) and National Player of the Week by D1 Softball.

>> In a 12-4 (6 inn.) win over Southern Miss, the right-handed slugger drove in a career-high five runs courtesy of a three-run home run and a two-run home run.

>> In a 2-1 win over San Diego, Ellis had a bases-loaded walk-off RBI single to deep right-centerfield. She also hit a two-run home run in a 9-1 (6 inn.) win over Bradley earlier in the day (Feb. 8).



Arkansas' transfer portal class ranked No. 9 in the country, per D1Softball on Aug. 20, 2024, prior to the signing of Texas transfer and 2022 WCWS All-Tournament performer Courtney Day.

>> Ellis blasted a solo home run in her first at-bat of the season at Texas State on Feb. 6, 2025 and then followed it up the next day with a two-run blast in the record-breaking 23-0 win over Lipscomb (Feb. 7).

>> She was a first-team SEC and NFCA All-Region honors and being named a Second-Team NFCA All-American in 2024.

## HOME SWEET BOGLE

Bogle Park was the place to be in 2024, as a program-record 97,744 fans walked through the gates. All 10 of Bogle Park's all-time top 10 single-game attendance marks were also set in 2024. Arkansas played in front of home crowds of 3,000+ in 21 of its 27 regular season games at Bogle Park.

>> Arkansas had 3,128 fans at its series opener against Oklahoma (March 16).

>> Arkansas is just one of three programs to rank in the top five in single-season attendance every year since COVID, joining the likes of Alabama and LSU.

>> The Razorbacks have ranked in the top three nationally in total home attendance in back-to-back seasons and have finished in the top five in national total attendance in each of their past five seasons at Bogle Park.

>> On May 4, 2024, Arkansas broke its single-game attendance record, with 3,937 in attendance for game three vs. Ole Miss.

>> In 2024, the Hogs have accumulated the third-highest cumulative attendance across NCAA softball (89,982). Arkansas averaged 3,333 fans per game.

>> Bogle Park hosted the highest-attended SEC Softball Tournament in 2023 with 16,937 in the stands May 9-13, shattering Florida's previous record of 13,201 in 2022.

>> Between the 2022 and 2023 campaigns, Bogle Park drew crowds of 3,000+ 16 separate times.

>> Since its gates opened in 2009, Bogle Park has welcomed 495,513 fans through the turnstiles. Of those 499,202 fans 414,613 (83.05%) came during head coach Courtney Deifel's tenure (2016-present).

>> Bogle Park was recognized by the National Fastpitch Coaches Association (NFCA) as the Netting Professionals/NFCA DI Field of the Year in 2022.

## RAZORBACKS KNOW RPI

Arkansas entered the week ranked No. 8 in RPI. Assistant Coach Matt Meuchel plays a big role in the Hogs' schedule building each season.

>> Arkansas has finished in the Top 20 in every single RPI since 2021.

## THE HEAD HOG

Head coach Courtney Deifel is the program's all-time wins leader.

### WINNINGEST ARKANSAS HEAD COACHES

| Rank | Coach             | Record    | Years      | NCAA Appearances |
|------|-------------------|-----------|------------|------------------|
| 1.   | Courtney Deifel   | 355-176   | 2016-pres. | 7                |
| 2.   | Carrie Dever-Boaz | 244-274-1 | 1997-2004  | 2                |
| 3.   | Mike Larabee      | 149-181   | 2010-2015  | 2                |
| 4.   | Jamie Pinkerton   | 130-179   | 2005-2009  | 2                |

>> Deifel has won 355 games through 10 seasons at the helm in Fayetteville. In the previous 10 years before Deifel, Arkansas only won 251 contests.

## PRESEASON PRESENCE

» Senior first baseman Bri Ellis and junior utility star Kailey Wyckoff garnered many preseason honors ahead of the 2025 season.

» Both were named preseason All-SEC in a vote by the league's coaches on Jan. 30. They also were named Preseason Top 100 players by both Softball America and D1Softball.

» Wyckoff earned Preseason Second-Team All-America honors from D1Softball at the utility position.

## THE FRIENDLY CONFINES

» Since 2017, Arkansas is 164-45 (.785) at Bogle Park during the regular season.

» Arkansas is 193-76 (.717) at Bogle Park since Courtney Deifel took over the program in 2016.

## MEUCHEL IS MASTER OF DEFENSE

» Assistant Coach Matt Meuchel joined the Razorbacks' coaching staff prior to the 2017 season and completed his eighth season in Fayetteville in 2024. Meuchel is one of the sport's leaders in analytics and also coordinates the Razorbacks defense. All five of the Hogs' top-five single-season fielding percentages have come under his watch.

» Arkansas has posted a program-record .983 fielding percentage this season with 22 errors in 1,288 chances through 51 games. The Hogs' .984 fielding percentage ranks second in the country entering the week. Arkansas has not committed errors in 32 of its 51 games this season.

» In 2024, Meuchel and assistant coach Danielle Gibson helped guide Arkansas to a program-record .978 fielding percentage, which led the SEC and ranked ninth nationally.

## SOOIE SPINNERS

» The Razorbacks own a 2.88 ERA this season while striking out 317 batters and limiting opponents to a .213 batting average in 318.0 innings pitched.

» Arkansas has registered 43 shutouts since the start of the 2023 season. The Razorbacks are one of only nine programs to rank in the top 20 nationally in shutouts in 2023 and 2024, joining the likes of Oklahoma, Boston, Oklahoma State, Tennessee, Stanford, Alabama, South Dakota State and Cal State Fullerton.

» Arkansas entered the week ranked 24th nationally with 12 shutouts this season and ranked 19th nationally in shutouts in 2024 with 14 and 17th nationally in 2023 with 17.

» The Razorbacks have posted 11+ shutouts in each of the last five seasons, one of just 16 programs nationally to accomplish the feat.

## BOGLE BOMBERS

The long ball has been a staple in the success of Arkansas Softball during the Courtney Deifel era (2016-present).

» Arkansas has hit 600 home runs since Deifel took over the helm in 2016, which accounts for 52.5% of home runs in program history. In the 10 years prior to Deifel's arrival, Arkansas teams belted 437 round-trippers.

» Entering the week, the Razorbacks' 587 home runs since 2017 rank second among SEC members during that time span and third among current SEC members, trailing only Oklahoma (947) and Georgia (629).

» Six of the Hogs' single-season top-10 home run marks have been accomplished during Deifel's tenure, including the three best in program history (2022: 109, 2021: 95, 2023: 69).

» The Razorbacks' program record of 109 home runs in 2022 was the second-most by a team in a single season in SEC history at the time.

## ROAD HOGS

Since 2020, the Razorbacks have excelled on the road with a record of 67-24 (.736), which is the second-best mark of all current SEC members, trailing only Oklahoma (78-7, .929).


» On April 6, Arkansas earned its highest-ranked series win in program history with a 9-5 triumph at No. 2 Florida. Arkansas later matched that with a series win at No. 1/2 Texas A&M (ESPN Poll) on April 25-27. On March 23, the Hogs became the first SEC team to win a series at Tennessee since they accomplished the feat on March 18-20, 2022. The series win snapped an 11-series home winning streak Tennessee owned which was a league-best.

» With Arkansas' road series victory at No. 1/2 Texas A&M on April 25-27, 2025, the Hogs have won 18 of their last 20 SEC road series, which is the best mark among all SEC members during that time span (2021-present).

» From 1997-2020, the program had only won 17 SEC road series.

» The Hogs recorded two top-10 ranked SEC road series wins last season and have accounted for seven top-10 road series wins in league play over the past four seasons.

» Additionally, Arkansas has posted a 80-28 (.741) record in the Courtney Deifel era



(2016-present) in neutral site games.

## AMONG THE ELITE

» The Razorbacks have been ranked in the Top 25 of the NFCA Coaches poll for a program-best 85 consecutive weeks dating back to the start of the 2020 season. Arkansas is one of six programs nationally to have appeared in the Top 25 of every NFCA Coaches Poll since the start of the 2020 season, joining Oklahoma, Florida, UCLA, Oklahoma State and Florida State.

## RAES

» Reagan Johnson is the all-time program leader in career batting average at .375 while ranking third in career on-base percentage (.429), eighth in career triples (6) and fifth in career stolen bases (49).

» She became the 11th player in program history to register 200 hits on April 11 in a 10-2 win over No. 10 South Carolina.

» Johnson entered the 2025 season as one of six active Division I players, with 73+ hits in each of the previous two seasons, joining D'Auna Jennings (Duke), Kendra Falby (Florida), Korbe Otis (Florida), Mia Scott (Texas) and Paige Rocha (SIU-Edwardsville). Of the six players to accomplish the feat, Johnson and Jennings are the only non-seniors entering the 2025 season.

» Johnson is the only Razorback in program history with multiple 70+ hit seasons with 73 in 2024 and 79 in 2023. In 2024, she became one of four Razorbacks in program history to post an on-base percentage of .426 or better while registering 70+ hits in a season, joining Danielle Gibson (2022), KB Sides (2022) and Hannah McEwen (2019).

» She earned First-Team All-SEC and NFCA First-Team All-South Region in 2024 after batting a team-best .380 with 73 hits, four doubles, one triple, 11 RBI, 35 runs scored and 79 total bases to go along with a team-high 12 stolen bases. She ranked fourth in the SEC and 33rd nationally in hits (73) in addition to ranking fifth among all SEC players in batting average (.380).

» Her sophomore year batting average of .380 and her freshman year average of .378 rank sixth and seventh, respectively in the Arkansas single-season record books while her 79 hits as a freshman and 73 hits as a sophomore were the third and fourth-most by a Hog in a single season.

» She batted a team-best .388 (66-170) against right-handed pitchers in 2024.

» Johnson is 49-53 in stolen base attempts during her career which is good for fifth all-time in program history.

» The Karnes City, Texas product checked in at No. 73 overall and ranked 27th among outfielders in the Softball America Preseason Top 100 Players List on Jan. 6.



## MILESTONE TRACKER

>> Bri Ellis is six runs away from tying the program single-season runs record.

>> Reagan Johnson needs five more stolen bases to move into a tie for the fourth most all-time by a Razorback in their collegiate career.

>> Bri Ellis needs a HR to break single-season SEC HR record.

## RUN-RULING RAZORBACKS

>> Arkansas has defeated opponents with ease in many games this season.

>> The Razorbacks set a program record with their 17th run-rule victory of the season during a 10-2 (5 inn.) win vs. Kentucky on March 29.

| Year | Run-Rule W | Final Accomplished |
|------|------------|--------------------|
| 2025 | 21         | 43rd               |
| 2024 | 16         | 48th               |
| 2022 | 15         | 54th               |

## THE BASH SISTERS

>> UTL Courtney Day (62) and 1B Bri Ellis (72) have combined for more RBI (134) than 24 Division I programs this season, as of May 7.

>> Ellis and Day entered the weekend as the only teammates ranked in the Top 6 nationally in RBI per game with marks of 1.39 (5) and 1.36 (6).

>> On April 15, the duo became just the third pair of Arkansas teammates to drive in over 50 runs in a season in program history, joining Cylie Halvorson (51) and Rylin Hedgecock (62) in 2022 and Taylor Ellsworth (53), Linnie Malkin (68) and Danielle Gibson (70) in 2022.

>> Day (2R HR) and Ellis (solo HR) both homered in a 10-2 win over Kentucky (March 28)

>> In a 10-7 series finale loss to No. 1 Oklahoma, Ellis homered twice and Day hit a three-run homer. (March 16).

## PB12 IN GOOD COMPANY

Freshman Pitcher Payton Burnham has wasted no time frustrating opposing hitters, beginning her Arkansas career with a 13-2 record, 77 strikeouts and three saves in 94 innings pitched while limiting opposing hitters to a .226 batting average and posting a 2.61 ERA.

>> Her 13 wins this season are the most by a Razorback freshman since Mary Haff's 29 in 2017.

>> She tossed a complete-game shutout against LSU on her 19th birthday by striking out six and allowing just four hits and two walks in a 6-0 win over LSU (May 3). She became just the ninth Razorback freshman to throw a seven-inning complete game shutout since 2002.

>> Burnham pitched 6.2 innings while striking out two and allowing three earned runs to earn her 11th win of the season at Texas A&M on April 26. Her mother, Kendall, was an NFCA All-American at Texas A&M in the mid 1990s.

>> Burnham became just the fifth Arkansas freshman since 2000 to win 10 games in a season after throwing six shutout innings and striking out a career-high nine batters in a 7-0 win at UCA (April 15).

>> She earned her 2nd save of the season, recording the final out of a 9-5 win at No. 2 Florida (April 6).

>> Burnham earned her eighth win of the season on March 30 against Kentucky by throwing 3.0 shutout innings with a strikeout and just two hits allowed.

>> She fanned 4 and allowed 3 runs on 6 hits in 4.1 innings in her seventh win of the season vs. Kentucky (March 28).

>> She threw 6.1 shutout innings during her sixth victory of the season in a 9-0 win at Tennessee. She became the first Razorback freshman to throw 6+ shutout innings since Robyn Herron accomplished the feat in a 7-0 victory over Indiana at the TaxAct Clearwater Invitational on Feb. 18, 2023. Burnham became the eighth Razorback freshman pitcher to throw 6+ shutout innings and allow three or fewer hits since 2002. As a result of her efforts, she earned SEC Freshman of the Week Honors on March 25. She became just the fifth Arkansas pitcher to do so.

>> She was the first Razorback freshman to start her career 4-0 in the circle since Autumn Storms did so in 2017.

>> She became the first freshman pitcher to record a win in her first two pitching appearances since Mary Haff in 2018 with wins over Bradley and San Diego (Feb. 7-8).

>> Burnham struck out eight batters while allowing just one run on three hits and one walk during her 6.1 innings pitched in a 3-1 win over Bradley (Feb. 7).

>> She became just the 11th freshman Arkansas pitcher to post 8+ strikeouts in a game after fanning eight batters against Bradley (Feb. 7).

## MISS VERSATILITY

Arkansas continued its multi-year run of major portal additions in the summer of 2024 with the addition of Texas Tech Transfer Kailey Wyckoff.

>> Wyckoff is currently batting .327 this season with 52 hits, 14 doubles, five home runs and 41 RBI while posting a .414 OPB. She has reached base in 44 of the Hogs' 51 games this season.

>> Wyckoff smashed her fifth HR of the season in a 12-9 win over LSU (May 1)

>> She tied a season-high with three hits in a 7-0 win at Central Arkansas (April 15).

>> Wyckoff hit a solo homer in the first inning of a win over Central Arkansas (March 18).

>> She went 2-3 with a double and three runs scored against No. 1 Oklahoma (March 16).

>> The Katy, Texas native hit a walk-off two-run homer in a run-rule win over Iowa during the opening game of the Wooo Pig Classic (Feb. 28).

>> Down to her final strike of the game, Wyckoff kept Arkansas alive in a 2-1 walk-off win over San Diego by singling up the middle on the ninth pitch of her at-bat to drive in Raigan Kramer from second before Arkansas won the game two batters later courtesy of a Bri Ellis SAC fly (Feb. 8).

>> In her Arkansas debut, at Texas State, Wyckoff blasted a solo home run to right field in the top of the sixth inning. (Feb. 6)

>> During her two seasons at Texas Tech, Wyckoff appeared all over the field for the Red Raiders, with nine or more starts at five different positions. She appeared in 51 games at catcher, 24 games in right field, 12 games in left field, 10 games at designated player and nine games at first base.

>> Entering 2025, her career batting average of .400 ranked fourth among all players with multiple seasons of collegiate playing experience at the Power 4 level and 15th nationally among all Division I players.

>> She was named a Top 100 player from both D1 Softball and Softball America. On Jan. 22 she was named a Preseason Second-Team All-American at the utility position from D1 Softball and was ranked as the No. 3 utility player in the D1 Soft-

ball position rankings.

>> In 2024 she posted a .407 batting average with 12 doubles, seven home runs and a career-high 35 RBI to earn First-Team All-Big 12 honors. She also recorded 15 multi-hit games and a team-best 24-game reached base streak.

>> As a true freshman in 2023 she became just the second individual conference award winner in Texas Tech history along with earning Second-Team All-Big 12 recognition.

## HOGS HAVE A DAY

Arkansas finalized its 2024 roster with the addition of Texas transfer Courtney Day on Dec. 9, 2024. Day has made a statement in her return to college softball after sitting out the 2024 season after transferring from Texas. Day is batting .325 with 16 home runs, 40 hits, 31 runs scored and 62 RBI while drawing 28 walks and posting a .813 slugging % and a .463 OBP.

>> Day is currently on a career-best 14-game reached-based streak

>> Pearland, Texas product hit her 16th homer of the season in a win over Georgia (May 7).

>> She smashed her 15th homer of the year during a 12-9 win over LSU (May 1).

>> Day hit her 14th homer of the season in a 7-5 win at Texas A&M (April 25).

>> She set a single-season career high with her 13th homer, a three-run shot in a 14-1 win at Colorado State (April 18).

>> Day drove in three runs in a win at UCA with a SAC fly and a bases-clearing double (April 15).

>> She hit a two-run HR on her senior day in a win over Kentucky (March 29).

>> The senior hit a two-run homer off Karlyn Pickens in the Hogs' 6-3 win at Tennessee (March 22) before homering the next day.

>> Day hit a three-run homer in the series finale against Oklahoma (March 16).

>> During the Wooo Pig Classic (Feb. 28-March 2) she drove in 15 runs while posting a .615 batting average, 1.462 slugging percentage and .667 OBP with eight hits, three doubles, two homers, a triple, four walks and five runs scored.

>> Day drove in a career-high six runs while hitting a grand slam in a 12-4 win over Illinois (Feb. 28). She became the first Hog to drive in 6+ runs in a game since Rylin Hedgecock drive in seven in a win over Kentucky on April 22, 2023.

>> Day smashed her fourth home run of the season courtesy of a three-run shot in the third innings of a win over ULM (Feb. 14). Later in the day, she doubled and drove in a run during a 9-1 win over LA Tech (Feb. 9).

>> During a 9-1 win over Bradley (Feb. 8), Day went 2-4 and hit a pair of two-run home runs to register her fourth career multi-HR games and the 62nd in program history. Day registered her first multi-HR game as a Hog in just her third game at Arkansas. She was the fastest Razorback newcomer to record a multi-HR game in program history (freshman and transfers included).

>> Day blasted a two-run home run to right field in the top of the fifth inning during a 23-0 win over Lipscomb (Feb. 7). It was her first home run as a Razorback and her first home run in 684 days since she hit a two-run home run on March 26, 2023 while at Texas.

>> Day initially transferred to Ole Miss following the 2023 season but did not play.

>> She is the third Razorback to transfer from



Texas in program history, joining Taylor Ellsworth (2021) and Carlee Ratcliff (2023), who was Day's roommate at Texas in 2022.

>> During her four seasons in Austin (2020-23), Day posted a .317 batting average and .395 on-base percentage with 120 hits, 22 doubles, two triples, 26 home runs, 63 runs scored, 44 walks and 91 RBI through 176 games played. She has registered 30 multi-hit games and 36 multi-RBI games during her collegiate career.

>> Day owned a 2.45 earned run average and 47 strikeouts in 68.2 innings pitched while with the Longhorns.

#### WELCOME BACK TO THE CIRCLE COURTNEY

>> Courtney Day made her first pitching appearance since June 9, 2022 (997 days) on March 2 during the fifth inning of a 13-2 victory over Missouri State.

>> Day pitched a scoreless inning, allowing just one hit in addition to registering an inning-ending strikeout.

>> The 997 days between pitching appearances was the second-longest duration between appearances nationally this season, trailing only Tatum Clopton of LSU, who had a streak of 1,057 days before making an appearance on Feb. 8.

#### HOGS OUTHITTING THE OPPOSITION

Outhitting the opposition has been a major trademark in the Courtney Deifel era (2016-present) for Arkansas.

>> The Razorbacks hold a 287-27 record when outhitting opponents under Deifel, including a 181-9 mark since 2020.

| Year         | W          | L         | %           |
|--------------|------------|-----------|-------------|
| 2025         | 38         | 2         | .950        |
| 2024         | 29         | 2         | .935        |
| 2023         | 35         | 2         | .946        |
| 2022         | 38         | 1         | .974        |
| 2021         | 31         | 1         | .969        |
| 2020         | 15         | 2         | .882        |
| 2019         | 32         | 4         | .889        |
| 2018         | 32         | 4         | .889        |
| 2017         | 26         | 4         | .867        |
| 2016         | 11         | 5         | .688        |
| <b>TOTAL</b> | <b>287</b> | <b>27</b> | <b>.914</b> |

#### YOUNG HOGS GRABBING HONORS

>> Arkansas took three straight SEC Freshman of the Week honors (March 25-April 8). Ella McDowell became the first player in program history to earn consecutive Freshman of the Week laurels (April 1, April 8) The Razorbacks earned back-to-back SEC Freshman of the Week honors for the first time ever courtesy of Payton Burnham (March 25) and Ella McDowell (April 1) earning the distinction in consecutive weeks.

#### REIS REWRITING HISTORY

>> Arkansas right-hander Reis Beuerlein made history when she threw a five-inning perfect game on April 18 against Colorado State. She struck out two of her 15 batters faced while only throwing 46 pitches. Beuerlein became the third Razorback in program history to pitch a perfect game joining Robyn Herron (2024) and Mary Haff (2022).

>> She threw 5.1 no-hit innings with 6 strikeouts in relief during the series finale at Tennessee (March 24).

>> She became just the fourth Razorback to pitch 5.1+ innings without allowing a hit in relief since 2001, joining Morgan Leinstock (6.0 vs. Long

Beach State, 2024), Robyn Herron (5.2 vs. Drake, 2023) and Chelsea Cohen (6.0 at Missouri State, 2012).

>> Beuerlein allowed just one hit (solo HR) in 10.1 innings pitched while posting a 0.68 ERA with 10 strikeouts during the week of March 24-30.

>> Her second cousin, Steve Beuerlein played in the NFL as a QB from 1987-2003 and led the league in passing in 1999.

#### ROB CAN SPIN IT

Robyn Herron owns a 17-5 record with two saves, 2.32 ERA and a team-best 147 strikeouts in 126.2 innings pitched in 2025 while limiting opposing hitters to a .186 batting average.

>> Herron threw a complete game while striking out nine and allowing just one unearned run on six hits in a win over Tennessee (May 8) to earn her 17th win of the season.

>> She earned her 16th win of the season by retiring 9 of her 10 batters faced in a 5-1 win over Georgia.

>> Herron earned her 15th win of the season after striking out four and allowing two earned runs on three hits and three walks in a 7-5 win at Texas A&M (April 25).

>> She went the distance in both of Arkansas' wins against South Carolina (April 11-13) while posting a 2.86 ERA with 18 strikeouts in 14.2 innings pitched.

>> She earned her 11th win of the season by throwing a complete game in a 4-1 win at No. 2 Florida, allowing just one run on four hits and two walks while striking out four (April 4).

>> Herron improved to 10-3 by pitching four innings in which she struck out five and allowed two runs on seven hits against Kentucky (March 28).

>> She earned her first career save vs. Kentucky by throwing 2.1 shutout innings with 2 K and one hit allowed (March 28).

>> Herron tied a program single-game record with 16 strikeouts during an eight-inning complete-game win over Tennessee in her last start on March 22. She allowed just four hits in the win.

>> On Feb. 20, Herron spun a complete-game one-hit shutout against Cal State Fullerton, while carrying a no-hitter to the fifth and final inning.

>> On Feb. 17, Herron threw the 12th no-hitter in program history in a 10-0 (5 inn.) win over ULM. She struck out a season-high 11 batters during her no-hit performance against ULM to improve to 3-0 on the season. The southpaw struck out the side to open and end the game. Only three ULM batters reached base during the contest, two by way of walks in the second and fourth inning, respectively, in addition to a dropped third strike with two outs in the fourth.

>> Herron appeared in 29 games while making 19 starts and posting a 12-9 record with a team-best 143 strikeouts in 125.1 innings pitched. Her 1.62 ERA ranked 25th nationally and third among SEC pitchers. She also ranked 40th nationally with five shutouts during the 2024 season while posting three 10+ strikeout games.

>> She is one of just seven returning pitchers nationally who ranked in the Top 25 in ERA and Top 40 in shutouts during the 2024 season, joining Nijaree Canady (Texas Tech), Maddia Groff (Omaha), Karlyn Pickens (Tennessee), Kasey Ricard (Boston), Alivia Wilken (North Alabama) and Isabella Smith (Oklahoma).

>> Herron became the second pitcher in program history to throw a seven-inning perfect game while striking out a season-high 11 batters on just

### RECORD BY DATE (2025)

| DATE       | RECORD         | WIN %       |
|------------|----------------|-------------|
| F6         | 2-1            | .667        |
| F7         | 6-7            | .462        |
| F8         | 18-3           | .857        |
| F9         | 13-3           | .813        |
| F14        | 7-6            | .538        |
| F15        | 8-9            | .471        |
| F16        | 13-4           | .764        |
| F20        | 17-11          | .577        |
| F21        | 19-6           | .750        |
| F22        | 13-3           | .764        |
| F28        | 13-8           | .619        |
| <b>FEB</b> | <b>278-149</b> | <b>.651</b> |

| DATE         | RECORD         | WIN %       |
|--------------|----------------|-------------|
| M1           | 15-5           | .722        |
| M2           | 10-10          | .500        |
| M7           | 7-9            | .438        |
| M8           | 4-14           | .235        |
| M9           | 10-5           | .667        |
| M14          | 6-13           | .316        |
| M15          | 4-8            | .333        |
| M16          | 10-19          | .357        |
| M18          | 11-11          | .500        |
| M22          | 10-15          | .375        |
| M23          | 10-5           | .667        |
| M24          | 8-11           | .421        |
| M28          | 7-8            | .466        |
| M29          | 7-12           | .368        |
| M30          | 4-8            | .333        |
| <b>MARCH</b> | <b>276-303</b> | <b>.477</b> |

| DATE         | RECORD           | WIN %       |
|--------------|------------------|-------------|
| A4           | 8-5              | .615        |
| A5           | 4-14             | .222        |
| A6           | 6-18             | .250        |
| A7           | 10-9             | .526        |
| A11          | 9-4              | .692        |
| A12          | 9-5              | .692        |
| A13          | 6-8              | .428        |
| A15          | 9-4              | .692        |
| A18          | 12-8             | .600        |
| A19          | 13-9             | .590        |
| A25          | 6-7              | .417        |
| A26          | 9-10             | .474        |
| A27          | 4-10             | .400        |
| <b>APRIL</b> | <b>241-253-1</b> | <b>.488</b> |

| DATE       | RECORD       | WIN %       |
|------------|--------------|-------------|
| M1         | 6-5          | .545        |
| M2         | 3-5          | .375        |
| M3         | 10-9         | .526        |
| M6         | 1-8          | .111        |
| M7         | 4-6          | .400        |
| M8         | 4-5          | .444        |
| M9         | 1-4          | .200        |
| M10        | 1-3          | .250        |
| <b>MAY</b> | <b>73-90</b> | <b>.448</b> |

\*- Months reflect entire record of month in program history not just dates in which games are scheduled this season.

86 pitches in a 7-0 win over Illinois State on Feb. 24, 2024, joining Mary Haff as the other Razorback to accomplish the feat.

>> She joins Mary Haff (3) as the only Razorback pitcher to toss multiple no-hitters under Deifel.

>> Her 10 10+ strikeout games are the third-most in program history, trailing only Katy Henry (2005-08, 14) and Mary Haff (2018-22, 16).

>> Herron ranked in the Top 10 in the Arkansas single-season program record books in 2024 in multiple categories, including opponent batting average against (.171, 2nd), shutouts (6, T-10th) and strikeouts/7 IP (.799, 5th).

## RAKING AT THE PLATE

>> Entering this week, Arkansas ranks among the nation's leaders in numerous categories, including hit-by-pitch (8th, 53), runs per game (8th, 7.67), SAC flies (4th, 28), on-base percentage (6th, .446), RBI per game (9th, 7.06), walks (5th, 243) and slugging percentage (18th, .559).

>> This year's Arkansas team already ranks among the top three in program history in batting average (1st, .338), doubles (2nd, 76), slugging % (2nd, .569), on-base % (1st, .447), runs (3rd, 356), sacrifice flies (1st, 28), RBI (2nd, 329), total bases and walks (3rd, 221). The Razorbacks' 28 sacrifice flies are a single-season program record.

>> Arkansas owns a .441 on-base percentage. One Arkansas starter has an OBP of .600+ while six starters own an on-base percentage of .400+.

>> In hitting coach DJ Gasso's first season in Fayetteville, Arkansas struck out a program-low (COVID season not included) 192 times in 1,408 at-bats during the regular season, bettering the previous program record of 204, which was set in 2014 by 12.

## THE LEGEND OF JIMMY

Senior OF Raigan Kramer has one of the more unique nicknames in college softball, since before arriving in Fayetteville, Kramer is known as Jimmy to her teammates and coaches.

>> "I tried out for a team in 2018 and the coaches didn't know who I was," Kramer said in a 2020 interview. "All they knew was that I was #99. Supposedly, they knew someone who was #99 named Jimmy that they used to play men's fast-pitch with. From then on out that's who I was. It just stuck. I'm almost positive some of the younger girls that were in our organization have no idea that my name is not actually Jimmy."

>> She became just the fifth player in program history to register 100+ walks in a career during a 2-1 series finale win over Kentucky (March 30).

>> She is batting .305 with 39 hits, 46 runs scored, six doubles, two home runs, 24 RBI and 42 walks in addition to posting a .480 on-base percentage.

>> Kramer blasted a grand slam in a 6-1 win over Tennessee on May 8. The grand slam was the second of her career and the first allowed in Karlyn Pickens' college career.

>> Her 42 walks through 50 games are the sixth-most in program history, trailing only Bri Ellis (50) Devon Wallace who drew 41+ in each of her four seasons while at Arkansas (2012-15).

>> She drew a career-high four walks in a 9-0 win at Tennessee (March 23).

>> Kramer is one of the most disciplined hitters in program history and is currently ranked 2nd in program history in career walks with 113.



Carlee Ratcliff and Courtney Day roomed together at Texas in 2022.

>> She is one of 10 active players nationally entering the 2025 season, having registered 32+ walks in each of the previous two seasons.

>> Kramer and Devon Wallace (2011-2014) as the only players with 30+ walks in three consecutive seasons.

## UTES TO HOGS

>> Arkansas assistant DJ Gasso, second baseman Karlie Davison and GA Mariah Lopez all helped lead Utah to a College World Series appearance in 2022 while at Utah.

## DISCIPLINED DUO

>> 1B Bri Ellis and OF Raigan Kramer became the seventh pair of Arkansas teammates in the past 20 years to register 30+ walks in the same season in 2024 before doing so in 2025.

>> Ellis (58) and Kramer (42) are the team leaders in walks for Arkansas this season.

## HITTIN' HOGS

>> Arkansas has posted a 195-21 overall record when registering 12+ hits in a single game since 2006, including a 119-12 mark under Courtney Deifel.

>> The Razorbacks are 15-1 this season and posted a 9-1 record in 2024 when registering 10+ hits and have won 69 of their past 74 contests when accomplishing the feat since 2020.

## ROB 5+ = GOOD NEWS FOR THE HOGS

>> Arkansas is 27-6 (.818) when Robyn Herron goes 5+ innings in her collegiate career.

## ROOMIES REUNITED

>> Courtney Day and Carlee Ratcliff are no strangers as both played together at Texas from 2021-22 and were roommates together during the 2022 season.

>> Ratcliff, who enters her second season as a Razorback, was the one who initially reached out to the Arkansas coaching staff with the news that Day had entered the portal.

## RAZORBACKS REPRESENTING THE USA

Arkansas freshmen Ella McDowell and Cam Harrison helped guide the U.S. U-18 Women's National Team (WNT) to a first-place finish in the World Baseball Softball Confederation (WBSC) U-18 World Cup Group C Stage Event as team USA posted a perfect 6-0 record on Aug. 29-Sept. 2, 2024 in their final action as U-18 team members.

>> McDowell was named the most outstanding player of the event after posting an impressive .733 batting average and .750 on-base percentage with 11 hits, two doubles, two home runs,

eight RBI, and a walk. The Richmond, Texas native also posted a perfect 1.000 fielding percentage with two putouts and eight assists while playing third base. McDowell led all players in the event in five statistical categories, including batting average (.733), home runs (2), on-base percentage (.750), slugging percentage (1.267) and on-base plus slugging percentage (2.017).

>> Harrison was dominant in her two outings in the circle, posting a 1.00 earned run average with four strikeouts and three hits allowed in seven innings pitched. She picked up a six-inning complete-game victory in a 9-1 win over Canada on Aug. 30, striking out two and allowing just three hits. The Katy, Texas, product followed up her complete game with a 1-2-3 inning of relief that featured two strikeouts in a 7-0 win over the Philippines on Sept. 1.

## NO FREE PASSES

>> Arkansas is 141-41 since 2001, when its pitching staff issues no walks in a game.

>> The Razorbacks are 86-18 when issuing no walks under head coach Courtney Deifel (2016-present).

>> Arkansas has won 15 of its last 16 when issuing zero walks dating back to April 6, 2023.

>> In the past 20 years, Arkansas has had a pitcher throw 5+ innings in a single game without allowing a walk 26 times. When the feat is accomplished, Arkansas owns a record 20-6. Arkansas was 3-0 last year when accomplishing the feat courtesy of a pair of wins from Robyn Herron and a win from Morgan Leinstock.

## DAYTIME DOMINANCE

>> Arkansas has posted a record of 256-120 (.681) in day games (Prior to 5 p.m.) under head coach Courtney Deifel (2016-present)

>> Since 2021 the Razorbacks are 141-47 (.750) in daytime contests.

## 10K WILL PLAY

>> Arkansas is 78-10 all-time when an individual pitcher records 10+ strikeouts in a single game.

>> Under Deifel (2016-present), Arkansas is 38-3 when an individual pitcher registers 10+ strikeouts in a game.

>> Robyn Herron leads all current Razorbacks with 10 games of 10+ strikeouts.

## KEEP THE LINE MOVING

>> Arkansas has advanced runners in 55.7% (531-954) of its at-bats this season.

>> Since 2021, Arkansas has advanced runners in 53.81% (2,325-4,321) of opportunities.

## KEEP 'EM IN THE YARD

>> Arkansas has limited opponents to no home runs in 316 games during the Courtney Deifel era (2016-present), which accounts for 54% of all games during Deifel's tenure. In the 316 games in which Arkansas has not allowed a home run they have posted a record of 250-66 (.791).

## KEEPING IT CLEAN

>> Arkansas is 171-47 when not committing an error under Courtney Deifel.

## HAVING FUN WITH MULTIPLE HOME RUNS

>> Arkansas is 57-8 all-time when a Razorback player hits multiple home runs in a single game, including a 42-3 mark in the Courtney Deifel era.

>> The Razorbacks have won 33 of their last 334 games when having a player hit multiple home runs in a single game, dating back to Feb. 20, 2021, when Linnie Malkin started the streak by belting a solo home run and a two-run shot in a 6-4, 14-inning win at McNeese. Malkin's two-run homer in the top of the 14th ended up accounting for the winning runs in the victory.

>> Active Razorbacks on the 2025 roster have accounted for 14 multi-HR games during their careers.

### Active Razorbacks With Multi-HR Games

| Player         | Multi-HR Games |
|----------------|----------------|
| Bri Ellis      | 6              |
| Courtney Day   | 4              |
| Kennedy Miller | 2              |
| Kailey Wyckoff | 2              |
| Karlie Davison | 1              |

>> Additionally, Arkansas is 154-24 under head coach Courtney Deifel (.865) when hitting 2+ home runs as a team in a game. Since 2020, the Hogs are 111-14 (.888) when hitting two or more round-trippers.

## YOUTHFUL RAZORBACKS

Arkansas has eight true freshman on the roster in 2025 which is tied for the second-most in the Courtney Deifel era, tying the 2017 team and trailing only the 2023 squad which had nine true freshman on the roster.

>> The freshman class of Payton Burnham, Ava Carter, Cam Harrison, Lexi King, Ella McDowell, Jayden Ramos, Ashtyn Reichardt and Ramsey Walker was ranked as the fifth-best class in the country according to Extra-Inning Softball.

## CALLING ON CAM

>> Freshman Cam Harrison is 4-2 with three saves this season. Her three saves are tied for the most in program history for a freshman with Jenna Bloom (2020) and Hope McLemore (2010).


>> In a series finale win over No. 2 Florida, Harrison was magnificent in relief after inheriting a tough situation with no outs and the bases loaded in the bottom of the first inning. Following a grand slam from Florida's Reagan Walsh, Harrison buckled down and allowed just one run on five hits and four walks while striking out five in 6.1 innings to record her fourth win of the season to improve to 4-1. Payton Burnham also earned a save after entering the game with two on and two outs in the bottom of the seventh and issuing a lineout for the game's final out.

>> In a win over Central Arkansas, Harrison threw 2.1 innings of one-hit relief with two strikeouts to earn a save (March 18).

>> Harrison threw three scoreless innings in relief at Ole Miss (March 8).

>> The Brookshire, Texas, product became the 12th Arkansas freshman in the last 20 years to strike out eight or more batters in a game during her first collegiate start. She fanned eight while allowing just one run on two hits and a walk in five innings of work against San Diego (Feb. 8).

>> A day after her first save, Harrison inherited a bases-loaded situation with only one out and the potential winning run at the plate and collected a save in a 3-1 victory over Bradley (Feb. 7).



Kailey Wyckoff (46), Cam Harrison (25), and Ashtyn Reichardt (5) all prepped at Katy High School in Katy, Texas.

>> Harrison picked up her first career save in her Razorback debut in the season opener at Texas State (Feb. 6). She entered the game in the bottom of the seventh with no outs and runners on first and second before striking out two and allowing no hits in the final frame on the 3-1 win over the Bobcats.

## KATY CONNECTION

>> Kailey Wyckoff, Cam Harrison and Ashtyn Reichardt all prepped at Katy High School in Katy, Texas. It marks the first time since 2010 that the Razorbacks have had three players on the roster that all attended the same high school. The only other trio to all attended the same high school and play together at Arkansas was Tori Mort, Brittany Robison and Jessica Robison, who all attended Owasso High School in Owasso, Okla.

## EIGHT IS GREAT

>> Arkansas is 221-3 when scoring eight or more runs since 2002, including a 154-1 mark during the Courtney Deifel era (2016-present).

>> The Razorbacks are on a 92-game winning streak when scoring 8+ runs. The last loss the Razorbacks had when accomplishing the feat was a 12-11 loss to Oklahoma State on Feb. 11, 2021, during the season opener at the Best on the Bayou Classic in Monroe, La.

## PUTTING UP RUNS

>> The Hogs' 20 runs in a 20-3 series-finale win over Ole Miss (March 9), were tied for the second-most in program history and were the most in a single game against a conference opponent and ranked opponent in program history.

## MAKING THE MOST OF IT

>> Freshman Ashtyn Reichardt medically redshirted this season due to tearing her ACL in the summer prior to her enrollment this fall.

>> Reichardt still makes her presence known on gamedays as the Razorbacks' first base coach. She is believed to be the only player that serves as the first base in the country.

## MCDOWELL WOWS

>> Freshman infielder Ella McDowell has wasted no time making her presence known as a Razorback. She is batting .356 this season with 57 hits, seven home runs, eight doubles, a triple, 47 RBI, 33 runs scored and 17 walks.

>> McDowell blasted a three-run shot in a 7-5 series opening with at Texas A&M (April 25).

>> She drove in a career-high five RBI during 2-4 game with a three-run double during a series-opening win over No. 10 South Carolina on April 11.

>> McDowell was named D1 Softball National Player of the Week and SEC Freshman of the Week after batting .706 during the week with 12 hits, three doubles, a home run, eight RBI and four runs scored in addition to a walk. She posted a .722 on-base percentage and 1.059 on-base percentage while registering multiple hits in all four of the Razorbacks' games to increase her hitting streak to six games while improving her batting average by 56 percentage points. During the second game at No. 2 Florida, McDowell went 4-5 with four RBI, three of which came on a three-run homer in the top of the third inning. Her four hits were a single-game career high and marked the first four-hit game by a Razorback this season, while her four RBI tied a single-game career high.

>> She hit a game-winning solo HR in a 2-1 series-finale win over Kentucky (March 30) to earn SEC Freshman of the Week honors.

>> McDowell went 2-4 with 2 RBI in a loss to No. 1 Oklahoma (March 15).

>> She went 2-3 with four RBI in a 20-3 thumping of Ole Miss (March 9).

>> McDowell blasted a two-run home run in a win over Missouri State on March 2.

>> In a 12-4 win over Southern Miss, she went 2-4 with a HR, a 2B and two runs scored (Feb. 15).

>> In a season-opening 3-1 win at Texas State, McDowell led Arkansas at the plate by going 2-3 with a solo home run in the sixth inning (Feb. 6).

>> She became the first Razorback freshman to homer on opening day since Rylin Hedgecock accomplished the feat on Feb. 7, 2020 during a 10-0 win over UTEP in Las Cruces, New Mexico.

## COACH OF COACHES

>> Arkansas head coach Courtney Deifel has tutored 16 coaches or players that have gone on to become head coaches or earned positions at the collegiate level which is the second-most nationally trailing only Patty Gasso of Oklahoma according to D1 Softball.

>> Deifel served as a graduate assistant under Gasso from 2008-09 at Oklahoma.

| Name                    | Role Under Deifel   | Current Position       |
|-------------------------|---------------------|------------------------|
| Jordan Clark            | Volunteer Assistant | (HC) Florida Atlantic  |
| Parker Skaggs           | Graduate Assistant  | (Asst.) Duke           |
| Boo De Oliveira         | Assistant Coach     | (Asst.) Notre Dame     |
| Annie Smith             | Player at Arkansas  | (Asst.) Minnesota      |
| Sydney Benz             | Player at Maryland  | (Asst.) Dartmouth      |
| Mandy Gardner-Colgate   | Graduate Assistant  | (HC) Miami of Ohio     |
| Elaine Hefflin          | Player/Assistant    | (Asst.) Illinois State |
| Shelby Hiers            | Player/Assistant    | (Asst.) Missouri State |
| Shana Easley            | Volunteer Assistant | (Asst.) Colorado State |
| Danielle Gibson-Whorton | Player/Assistant    | (Asst.) Arkansas       |
| Matt Meuchel            | Assistant Coach     | (Asst.) Arkansas       |
| DJ Gasso                | Assistant Coach     | (Asst.) Arkansas       |
| Mary Haff               | Player at Arkansas  | (Asst.) Missouri       |
| Taylor McQuillin        | Graduate Assistant  | (Asst.) Southern Utah  |
| Chenise Delce           | Player at Arkansas  | (Asst.) MACU           |
| Skylynn Ellazar         | Player at Maryland  | (HC) Menlo College     |

## #PROHOGS

>> Bri Ellis was selected as the No. 2 Overall pick in the 2025 AUSL draft by the Talons, becoming just the third Razorback to be drafted by Athletes Unlimited, joining Danielle Gibson (2022) and Chenise Delce (2023).

## #600

>> Raigan Kramer's grand slam in the seventh inning of a 6-1 win over Tennessee on May 8 was the 600th homer in the Courtney Deifel era at Arkansas.



## HOUSTON HOGS

>> Arkansas has six players on its roster from the Houston metropolitan area.

| Player           | Hometown          |
|------------------|-------------------|
| Courtney Day     | Pearland, Texas   |
| Bri Ellis        | Houston Texas     |
| Cam Harrison     | Katy, Texas       |
| Ella McDowell    | Richmond, Texas   |
| Ashtyn Reichardt | Brookshire, Texas |
| Kailey Wyckoff   | Katy, Texas       |

>> As of May 9, the five active Razorbacks from the Houston metropolitan area, have accounted for 49.0% (211-431) of Arkansas' hits, 42.1% (167-397) of runs scored, 78.3% (54-69) of home runs and 63.5% (224-353) of RBI this season.

## ROCKY TOPPED

>> By winning the first two games of their series on March 22-23, the Razorbacks became the first team to win an SEC series in Knoxville since they accomplished the feat previously on March 18-20, 2022, when they took the first two games of the three-game set. Tennessee entered the series having won 17 of their last 18 league series, including 11 straight at home.

## WOOD SWEEP SOOIE

>> With a sweep of Kentucky (March 28-30) the Hogs earned their first SEC Sweep since March 31-April 2, 2023, when Arkansas swept Mississippi State in Starkville, Miss. It was the first sweep at Bogle Park for the Hogs since April 29-May 1, 2022, when they took all three games against South Carolina.

## 61!

>> Bri Ellis made history when she hit a three-run homer in the third inning of the Razorbacks' 20-3 thumping of Ole Miss on March 9.

>> The three-run shot was her 61st career home run, passing Danielle Gibson-Whorton (60) for the most in an entire career by any Arkansas player in program history when including home runs at their previous institutions prior to transferring.

## COACH COURTNEY... COURTNEY DAY

>> Courtney Deifel is not the only Courtney with head coaching experience when it comes to the 2025 Razorbacks. UTL Courtney Day spent the 2024 softball season serving as the head softball coach at Tarkington High School in Cleveland, Texas, where she also taught math during her break away from college softball.

>> Day led the Longhorns to a 15-13-1 mark, according to MaxPreps and an appearance in the Texas 4A State Playoffs. The 15-13-1 record was tied for the best by a Tarkington team since at least 2006.

>> "Coaching quizzed me," Day said of the experience in a March 2025 article with D1 Softball. "How much did I remember from the game now that I was having to coach it? I had to sit down and think of strategies - as a player, it just came naturally. Now I had to think about it and, as a coach, try to teach what I know to 20 or 40 different girls."

## RAE\$ IS OFF AND RUNNING

>> Arkansas center fielder Reagan Johnson's 17 stolen bases were tied for the second most since 2001 through the first 50 games of a season.

| Player           | SB | Season | Final SB |
|------------------|----|--------|----------|
| KB Sides         | 26 | 2022   | 28       |
| Reagan Johnson   | 19 | 2025   | -        |
| Jessica Bachkora | 16 | 2009   | 18       |

>> Johnson's 10 career multi-steal games are the second most among all Arkansas players in a career since 2001.

| Player          | Multi-SB Games | Career     |
|-----------------|----------------|------------|
| Rachel Lemaster | 11             | 2004-2007  |
| Reagan Johnson  | 10             | 2023-Pres. |
| KB Sides        | 7              | 2022       |

## BRI BOMBS >>>> WIN

>> Arkansas is 31-5 when Bri Ellis hits a home run since she arrived on campus prior to the 2024 season. Arkansas is 17-5 when Ellis homers this season and was 13-0 in 2024 when she homered.

>> In her collegiate career, Ellis' teams have a combined record of 59-9 when she homers.

| Season | School    | Record | Win%  |
|--------|-----------|--------|-------|
| 2025   | Arkansas  | 18-5   | .783  |
| 2024   | Arkansas  | 13-0   | 1.000 |
| 2023   | Auburn    | 14-0   | 1.000 |
| 2022   | Auburn    | 14-4   | .778  |
| Total  | 4 Seasons | 59-9   | .868  |

## DOWNING NO. 1

>> Arkansas has topped the nation's No. 1 team four times in program history and own a 4-15 mark all-time against the nation's top team (NFCA Poll)

>> The first win came against UCLA on Feb. 18, 2011. A year later, the Hogs topped Cal 3-2 in the opening game of NCAA Regional play on May 18, 2012 (NFCA Poll).

>> Arkansas defeated No. 1 Texas A&M 7-5 on April 25, marking the first win over a No. 1 opponent under head coach Courtney Deifel.

>> The Razorbacks followed with a series win at No. 1/2 Texas A&M on April 25-27 by taking the first two games against the Aggies, 7-5 and 7-4. It was the highest ranked series win and only series win against a No. 1 opponent in the NFCA Poll in program history.

## DISPOSING OF NO. 2

>> By taking two games of a three-game series at No. 2 Florida, Arkansas earned its highest-ranked series win in program history (April 4-6).

>> Arkansas earned its highest-ranked win in the series opener on Friday night at No. 2 Florida since defeating No. 2 Tennessee, 5-4 on March 15, 2014 at Bogle Park (ESPN/USA Softball Poll).

>> The Razorbacks followed with a series win at No. 2 Texas A&M (ESPN/USA Softball Poll) on April 25-27 by taking the first two games against the Aggies, 7-5 and 7-4.

>> It also marked just the fourth win over a No. 1 or No. 2 opponent in program history in the ESPN/USA Softball Poll.

>> The Razorbacks earned their fifth win over a No. 2 opponent by defeating Texas A&M 7-5 in the series opener on April 25.

>> Arkansas head coach Courtney Deifel has earned 83 ranked wins during her tenure at Arkansas which accounts for 66.3% of all ranked wins in program history. In the 19 years prior to Deifel, Arkansas had a total of 43 ranked wins (NFCA Poll).

## Wins Over No. 1 or No. 2 ESPN/USA Softball Poll

| Date      | Opponent     | Result | Score |
|-----------|--------------|--------|-------|
| 2/18/2011 | #1 UCLA      | W      | 4-3   |
| 5/19/2012 | #1 Cal       | W      | 3-2   |
| 3/14/2014 | #2 Tennessee | W      | 5-4   |
| 4/4/2025  | #2 Florida   | W      | 4-1   |
| 4/6/2025  | #2 Florida   | W      | 4-1   |
| 4/25/2025 | #2 Texas A&M | W      | 7-5   |
| 4/26/2025 | #2 Texas A&M | W      | 7-4   |

## BRI'S GOLDEN TICKET

>> Bri Ellis was named a recipient of the Athletes Unlimited Softball League Golden Ticket following the Hogs doubleheader sweep of Colorado State on April 18. She is one of 12 players who are guaranteed to be drafted in the upcoming AUSL draft.

## TAKIN' THEM BOTH

>> Reis Beuerlein (Pitcher of the Week) and Kailey Wyckoff (Player of the Week) both took SEC Weekly Honors on April 22.

>> Beuerlein threw the third perfect game in program history while Wyckoff batted .750 with six hits, four RBI and a .778 on-base percentage.

## BRI GETS ON BASE

>> Bri Ellis is currently on a 27-game reached-base streak which is the fifth-longest in program history.

## Longest Reached-Base Streaks by a Razorback

| Player           | Streak   | Season |
|------------------|----------|--------|
| Braxton Burnside | 37 games | 2021   |
| Devon Wallace    | 31 games | 2013   |
| Devon Wallace    | 29 games | 2014   |
| Hannah McEwen    | 29 games | 2019   |
| Bri Ellis        | 27 games | 2025   |

## MY GOSH ITS A MARATHON

>> Arkansas and LSU took 3:07 to complete a seven-inning game in a 12-9 series opening win for Arkansas on May 1

>> It was the Hogs' longest seven-inning game since since a 10-5 loss to Washington on Feb. 12, 2022, that took 3:09 during the Puerto Vallarta College Challenge in Puerto Vallarta, Mexico.

## TAKING DOWN THE TOP 10

>> Arkansas has won a program-record five series this season against Top 10 opponents with series wins over No. 7 Tennessee, No. 2 Florida, No. 10 South Carolina, No. 1/2 Texas A&M and No. 10 LSU. The Razorbacks' five Top 10 series victories are the most nationally.

## HI MOM, HI BRO

>> Arkansas assistant DJ Gasso will be coaching against his mom Oklahoma head coach Patty Gasso and his brother Oklahoma assistant JT Gasso for the sixth time in his coaching career when they face off this afternoon.

## 40 FOR ARKANSAS

>> With a 6-1 win over Tennessee on May 8, Arkansas registered its seventh 40-win season in program history. Five of the Hogs' 40-win seasons have come under the direction of Courtney Deifel.

## SINGLE-SEASON RECORDS WATCH

### Batting Average (minimum 100 AB)

|      |      |                    |      |
|------|------|--------------------|------|
| 1.   | .492 | Bri Ellis          | 2025 |
| P1.  | .445 | Danielle Gibson    | 2022 |
| P2.  | .389 | KB Sides           | 2022 |
| P3.  | .386 | Hannah McEwen      | 2019 |
| P4.  | .384 | Linnie Malkin      | 2022 |
| P5.  | .381 | Stephanie Canfield | 2013 |
| P6.  | .380 | Reagan Johnson     | 2024 |
| P7.  | .378 | Reagan Johnson     | 2023 |
| P8.  | .376 | Devon Wallace      | 2013 |
| P9.  | .374 | Hannah Gammill     | 2022 |
| P10. | .373 | Jessica Bachkora   | 2010 |

### Slugging Percentage (minimum 100 AB)

|     |       |                  |      |
|-----|-------|------------------|------|
| 1.  | 1.221 | Bri Ellis        | 2025 |
| P1. | .892  | Braxton Burnside | 2021 |
| P2. | .870  | Linnie Malkin    | 2022 |
| P3. | .852  | Danielle Gibson  | 2022 |

### On-Base Percentage (minimum 100 AB)

|     |      |                  |      |
|-----|------|------------------|------|
| 1.  | .663 | Bri Ellis        | 2025 |
| P1. | .627 | Devon Wallace    | 2013 |
| P2. | .548 | Devon Wallace    | 2012 |
| P3. | .534 | Devon Wallace    | 2014 |
| P4. | .516 | Devon Wallace    | 2015 |
| P5. | .513 | Hannah Gammill   | 2022 |
| P6. | .507 | KB Sides         | 2022 |
|     | .507 | Braxton Burnside | 2021 |

### Runs Scored

|     |    |                  |      |
|-----|----|------------------|------|
| P1. | 67 | KB Sides         | 2022 |
| P2. | 62 | Jessica Bachkora | 2010 |
| 3.  | 61 | Bri Ellis        | 2025 |

### Doubles

|     |    |                  |      |
|-----|----|------------------|------|
| P1. | 21 | Brett Erickson   | 2000 |
| P2. | 18 | Jessica Bachkora | 2010 |
| P3. | 16 | Danielle Gibson  | 2021 |
|     | 16 | Danica White     | 2000 |
| P5. | 15 | Miranda Dixon    | 2008 |
| P6. | 14 | Taylor Ellsworth | 2022 |
|     | 14 | Danielle Gibson  | 2022 |
|     | 14 | Kim Eiben        | 2003 |
| 6.  | 14 | Kailey Wyckoff   | 2025 |

### Home Runs

|    |    |                  |      |
|----|----|------------------|------|
| 1. | 26 | Bri Ellis        | 2025 |
| 2. | 25 | Braxton Burnside | 2021 |
| 3. | 22 | Linnie Malkin    | 2022 |

### RBI

|    |    |                 |      |
|----|----|-----------------|------|
| 1. | 72 | Bri Ellis       | 2025 |
| 2. | 70 | Danielle Gibson | 2022 |
| 3. | 68 | Linnie Malkin   | 2022 |
| 4. | 62 | Rylin Hedgecock | 2023 |
| 4. | 62 | Courtney Day    | 2025 |

### Total Bases

|     |     |                  |      |
|-----|-----|------------------|------|
| P1. | 155 | Danielle Gibson  | 2022 |
| 2.  | 142 | Bri Ellis        | 2025 |
| 3.  | 140 | Braxton Burnside | 2021 |

### Walks

|     |    |               |      |
|-----|----|---------------|------|
| P1. | 79 | Devon Wallace | 2013 |
| 4.  | 58 | Bri Ellis     | 2025 |
| P2. | 58 | Devon Wallace | 2014 |

### Stolen Bases

|     |    |                 |      |
|-----|----|-----------------|------|
| P1. | 33 | Dana Gulick     | 1999 |
| P2. | 28 | KB Sides        | 2022 |
| P3. | 27 | Rachel LeMaster | 2005 |
| P4. | 22 | Rachel LeMaster | 2007 |
| P5. | 20 | Blair Perry     | 2002 |
| P6. | 19 | Rachel LeMaster | 2006 |
| 6   | 19 | Reagan Johnson  | 2025 |

### Opponent Batting Average (minimum 100 IP)

|     |      |                     |      |
|-----|------|---------------------|------|
| P1. | .157 | Mary Haff           | 2018 |
| P2. | .171 | Robyn Herron        | 2024 |
| 3.  | .186 | Robyn Herron        | 2025 |
| P3. | .188 | Heather Schlichtman | 2001 |
| P4. | .190 | Mary Haff           | 2019 |

### Saves

|     |   |                |      |
|-----|---|----------------|------|
| P1. | 5 | Mary Haff      | 2021 |
|     | 5 | Mary Haff      | 2019 |
|     | 5 | Tammy Kincaid  | 2000 |
| P4. | 4 | Chenise Delce  | 2023 |
|     | 4 | Autumn Storms  | 2021 |
|     | 4 | Miranda Dixon  | 2009 |
|     | 4 | Katy Henry     | 2006 |
|     | 4 | Rachel Talley  | 2001 |
| P8. | 3 | Chenise Delce  | 2022 |
| 8.  | 3 | Cam Harrison   | 2025 |
|     | 3 | Payton Burnham | 2025 |
|     | 3 | Robyn Herron   | 2025 |
|     | 3 | Seven Tied     | 2025 |

### TEAM RECORDS

*As of May 7*

### Batting Average

|     |                 |      |
|-----|-----------------|------|
| P1. | .331 (506-1529) | 2022 |
| 2.  | .328 (419-1279) | 2025 |
| P2. | .304 (432-1438) | 2014 |

### Slugging Percentage

|     |                |      |
|-----|----------------|------|
| P1. | .602 (1520 AB) | 2022 |
| 2.  | .569 (1279 AB) | 2025 |
| P2. | .505 (1438 AB) | 2021 |

### On-Base Percentage

|     |                |      |
|-----|----------------|------|
| 1.  | .446 (1279 AB) | 2025 |
| P1. | .429 (1529 AB) | 2022 |
| P2. | .410 (1438 AB) | 2014 |

### Runs Scored

|     |     |      |
|-----|-----|------|
| P1. | 422 | 2022 |
| 3.  | 376 | 2025 |
| P2. | 359 | 2014 |

### Doubles

|     |    |      |
|-----|----|------|
| P1. | 81 | 2000 |
| 2.  | 78 | 2025 |

### Triples

|     |    |      |
|-----|----|------|
| P1. | 14 | 2014 |
|     | 14 | 1999 |
| P3. | 13 | 2007 |
| P4. | 11 | 2018 |
|     | 11 | 1997 |
| P5. | 10 | 2024 |
|     | 10 | 2015 |
|     | 10 | 2011 |
| 5.  | 10 | 2025 |

### Home Runs

|     |     |      |
|-----|-----|------|
| P1. | 109 | 2022 |
| P2. | 95  | 2021 |
| P3. | 69  | 2023 |
| 4.  | 66  | 2025 |

### RBI

|     |     |      |
|-----|-----|------|
| P1. | 388 | 2022 |
| 2.  | 346 | 2025 |
| P2. | 325 | 2014 |
| P3. | 318 | 2023 |

### Walks

|     |     |      |
|-----|-----|------|
| 1.  | 243 | 2025 |
| P1. | 231 | 2014 |
| P2. | 229 | 2013 |

### Sacrifice Flies

|     |    |      |
|-----|----|------|
| 1.  | 28 | 2025 |
| P1. | 22 | 2019 |
| 2.  | 21 | 2018 |

**NFCA/GoRout TOP 25**

| #  | Team                | Record       | Previous |
|----|---------------------|--------------|----------|
| 1  | Texas A&M (17)      | 43-9         | 2        |
| 2  | Oklahoma (10)       | 43-7         | 1        |
| 3  | Texas (2)           | 45-9         | 4        |
| 4  | Oregon (1)          | 47-6         | 3        |
| 5  | Tennessee           | 40-13        | 5        |
| 6  | Florida State       | 44-8         | 7        |
| t7 | <b>Arkansas (1)</b> | <b>38-11</b> | <b>8</b> |
| t7 | Florida             | 43-13        | 9        |
| 9  | UCLA                | 47-9         | 6        |
| 10 | LSU                 | 40-13        | 10       |
| 11 | Texas Tech          | 39-11        | 11       |
| 12 | Arizona             | 43-10        | 12       |
| 13 | Virginia Tech       | 40-10        | 13       |
| 14 | South Carolina      | 39-14        | 14       |
| 15 | Clemson             | 41-12        | 15       |
| 16 | Stanford            | 39-10        | 16       |
| 17 | Mississippi State   | 35-15        | 18       |
| 18 | Ole Miss            | 35-16        | 17       |
| 19 | Nebraska            | 38-12        | 20       |
| 20 | Alabama             | 36-20        | 19       |
| 21 | Duke                | 37-15        | 22       |
| 22 | Ohio State          | 43-11-1      | 21       |
| 23 | Oklahoma State      | 33-17        | 23       |
| 24 | Grand Canyon        | 43-6         | 24       |
| 25 | Virginia            | 36-16        | 25       |

**Others receiving votes:** Florida Atlantic (22), Georgia (7), Liberty (4), UCF (1).

**ESPN.COM/USA SOFTBALL TOP 25**

| #   | Team                | Record       | Previous |
|-----|---------------------|--------------|----------|
| 1   | Texas A&M (12)      | 43-9         | 4        |
| 2   | Oklahoma (6)        | 43-7         | 1        |
| 3   | Tennessee           | 40-13        | 2        |
| 4   | Florida (1)         | 43-13        | 7        |
| 5   | Texas (3)           | 45-9         | 5        |
| 6   | <b>Arkansas (2)</b> | <b>38-11</b> | <b>6</b> |
| 7   | Oregon (1)          | 47-6         | 3        |
| 8   | Florida State       | 44-8         | 9        |
| 9   | LSU                 | 40-13        | 10       |
| 10  | UCLA                | 47-9         | 8        |
| 11  | Texas Tech          | 42-12        | 11       |
| 12  | South Carolina      | 39-14        | 12       |
| 13  | Arizona             | 43-10        | 13       |
| T14 | Virginia Tech       | 40-10        | 15       |
| T14 | Clemson             | 41-12        | 16       |
| 16  | Alabama             | 36-20        | 14       |
| 17  | Stanford            | 39-10        | 17       |
| 18  | Mississippi State   | 37-16        | 18       |
| 19  | Nebraska            | 38-12        | T21      |
| 20  | Duke                | 37-15        | 20       |
| 21  | Ole Miss            | 35-16        | 19       |
| 22  | Ohio State          | 43-11-1      | T21      |
| 23  | Oklahoma State      | 33-17        | 23       |
| 24  | Grand Canyon        | 43-6         | T24      |
| 25  | Virginia            | 36-16        | RV       |

**Others receiving votes:** Georgia (12), Florida Atlantic (11), Auburn (8), Liberty (8), Missouri (1), UCF (1)

**D1 SOFTBALL TOP 25**

| #  | Team              | Record       | Previous |
|----|-------------------|--------------|----------|
| 1  | Texas A&M         | 43-9         | 4        |
| 2  | <b>Arkansas</b>   | <b>38-11</b> | <b>3</b> |
| 3  | Oklahoma          | 43-7         | 1        |
| 4  | Florida State     | 44-8         | 5        |
| 5  | Tennessee         | 40-13        | 2        |
| 6  | Texas             | 45-9         | 6        |
| 7  | Florida           | 43-13        | 11       |
| 8  | Oregon            | 46-6         | 7        |
| 9  | Texas Tech        | 42-12        | 9        |
| 10 | Arizona           | 43-10        | 13       |
| 11 | LSU               | 40-13        | 10       |
| 12 | Clemson           | 41-12        | 12       |
| 13 | UCLA              | 47-9         | 8        |
| 14 | South Carolina    | 39-14        | 14       |
| 15 | Virginia Tech     | 40-10        | 15       |
| 16 | Stanford          | 39-10        | 17       |
| 17 | Duke              | 37-15        | 16       |
| 18 | Mississippi State | 37-16        | 19       |
| 19 | Nebraska          | 38-12        | 20       |
| 20 | Alabama           | 36-20        | 18       |
| 21 | Ohio State        | 43-11-1      | 21       |
| 22 | Grand Canyon      | 43-6         | 23       |
| 23 | Virginia          | 36-16        | 24       |
| 24 | Florida Atlantic  | 44-9         | 25       |
| 25 | Ole Miss          | 35-16        | 22       |

**Others receiving votes:** Liberty, Oklahoma State, North Carolina, UCF

**SOFTBALL AMERICA TOP 25**

| #  | Team              | Record       | Previous |
|----|-------------------|--------------|----------|
| 1  | <b>Arkansas</b>   | <b>38-11</b> | <b>2</b> |
| 2  | Texas A&M         | 43-9         | 6        |
| 3  | Florida State     | 44-8         | 5        |
| 4  | Oklahoma          | 43-7         | 1        |
| 5  | Tennessee         | 40-13        | 3        |
| 6  | Texas             | 45-9         | 7        |
| 7  | Florida           | 43-13        | 8        |
| 8  | Oregon            | 47-6         | 4        |
| 9  | Texas Tech        | 42-12        | 10       |
| 10 | Clemson           | 41-12        | 11       |
| 11 | UCLA              | 47-9         | 9        |
| 12 | South Carolina    | 39-14        | 14       |
| 13 | LSU               | 40-13        | 12       |
| 14 | Arizona           | 43-10        | 15       |
| 15 | Alabama           | 36-20        | 13       |
| 16 | Stanford          | 38-10        | 16       |
| 17 | Mississippi State | 37-16        | 19       |
| 18 | Ohio State        | 43-11-1      | 17       |
| 19 | Nebraska          | 38-12        | 21       |
| 20 | Virginia Tech     | 40-10        | 18       |
| 21 | Ole Miss          | 35-16        | 20       |
| 22 | Duke              | 37-15        | 22       |
| 23 | GCU               | 43-6         | 23       |
| 24 | FAU               | 43-9         | 24       |
| 25 | Virginia          | 36-16        | NR       |

**Others receiving votes:** Liberty

**ARKANSAS IN THE POLLS WEEK-BY-WEEK**

| Week      | NFCA | ESPN | D1 | SA |
|-----------|------|------|----|----|
| Preseason | 14   | 13   | 10 | 13 |
| Week 1    | 13   | 13   | 13 | 13 |
| Week 2    | 10   | 10   | 9  | 10 |
| Week 3    | 11   | 12   | 13 | 10 |
| Week 4    | 10   | 10   | 10 | 10 |
| Week 5    | 12   | 15   | 19 | 18 |
| Week 6    | 14   | 16   | 22 | 20 |
| Week 7    | 12   | 14   | 14 | 12 |
| Week 8    | 12   | 13   | 13 | 13 |
| Week 9    | 12   | 10   | 8  | 7  |
| Week 10   | 11   | 10   | 7  | 5  |
| Week 11   | 9    | 9    | 7  | 6  |
| Week 12   | 8    | 6    | 3  | 2  |
| Week 13   | 7    | 6    | 2  | 1  |
| Week 14   | -    | -    | -  | -  |
| Week 15   | -    | -    | -  | -  |
| Week 16   | -    | -    | -  | -  |
| Final     | -    | -    | -  | -  |

**ARKANSAS POLL FACTS**

>> Under head coach Courtney Deifel the Hogs have been ranked 121 times in the NFCA Poll. Prior to her tenure, Arkansas was ranked just one time in program history (2013).  
>> The Hogs have been ranked in the NFCA Poll in 107 of its last 108 releases, dating back to week seven of the 2018 campaign.  
>> Arkansas has received a vote in the last 143 releases of the NFCA Poll, the longest streak in program history.



# Razorbacks in the NFCA Poll

| Poll Appearances<br>123 |           |    | Highest Ranking<br>No. 4 (Week 2, 2023) |    |    |    |    | First Ranking<br>No. 24 (May 8, 2012) |    |    |    | Longest Ranked Streak<br>85 Weeks (2020-Present) |    |    |    | Receiving Votes<br>36 Weeks |       |  |  |
|-------------------------|-----------|----|---|----|----|----|----|---------------------------------------|----|----|----|--|----|----|----|-----------------------------|-------|--|--|
| YEAR                    | PRESEASON | 1  | 2                                       | 3  | 4  | 5  | 6  | 7                                     | 8  | 9  | 10 | 11   | 12 | 13 | 14 | 15                          | FINAL |  |  |
| 1997                    | RV        | -  | -                                       | -  | -  | -  | -  | -                                     | -  | -  | -  | -  | -  | -  | -  | -                           | -     |  |  |
| 1998                    | -         | -  | -                                       | -  | -  | -  | -  | -                                     | -  | -  | -  | -  | -  | -  | -  | -                           | -     |  |  |
| 1999                    | -         | RV | -                                       | -  | -  | -  | -  | -                                     | RV | -  | -  | -  | -  | -  | -  | -                           | -     |  |  |
| 2000                    | RV        | -  | -                                       | RV | -  | -  | -  | -                                     | -  | RV | -  | -  | -  | -  | -  | -                           | -     |  |  |
| 2001                    | -         | -  | -                                       | -  | -  | -  | -  | -                                     | -  | -  | -  | -  | -  | -  | -  | -                           | -     |  |  |
| 2002                    | -         | -  | -                                       | -  | -  | -  | -  | -                                     | -  | -  | -  | -  | -  | -  | -  | -                           | -     |  |  |
| 2003                    | -         | -  | -                                       | -  | -  | -  | -  | -                                     | -  | -  | -  | -  | -  | -  | -  | -                           | -     |  |  |
| 2004                    | -         | -  | -                                       | -  | -  | -  | -  | -                                     | -  | -  | -  | -  | -  | -  | -  | -                           | -     |  |  |
| 2005                    | -         | -  | -                                       | -  | -  | -  | -  | -                                     | -  | -  | -  | -  | -  | -  | -  | -                           | -     |  |  |
| 2006                    | -         | -  | -                                       | -  | -  | -  | -  | -                                     | -  | -  | -  | -  | -  | -  | -  | -                           | -     |  |  |
| 2007                    | -         | -  | -                                       | -  | -  | -  | -  | -                                     | -  | -  | -  | -  | -  | -  | -  | -                           | -     |  |  |
| 2008                    | -         | -  | -                                       | -  | -  | -  | -  | -                                     | -  | -  | -  | -  | -  | -  | -  | -                           | -     |  |  |
| 2009                    | -         | -  | -                                       | -  | -  | -  | -  | -                                     | -  | -  | -  | -  | -  | -  | -  | -                           | -     |  |  |
| 2010                    | -         | -  | -                                       | -  | -  | -  | -  | -                                     | -  | -  | -  | -  | -  | -  | -  | -                           | -     |  |  |
| 2011                    | -         | -  | RV                                      | -  | -  | -  | -  | -                                     | -  | -  | -  | -  | -  | -  | -  | -                           | -     |  |  |
| 2012                    | -         | -  | -                                       | RV | RV | -  | -  | -                                     | -  | -  | -  | -  | -  | -  | -  | RV                          | RV    |  |  |
| 2013                    | -         | -  | -                                       | -  | -  | -  | -  | -                                     | -  | -  | RV | RV   | RV | 25 | RV | RV                          | RV    |  |  |
| 2014                    | RV        | -  | -                                       | -  | -  | RV | RV | -                                     | -  | -  | -  | -  | -  | -  | -  | -                           | -     |  |  |
| 2015                    | -         | -  | -                                       | -  | -  | -  | -  | -                                     | -  | -  | -  | -  | -  | -  | -  | -                           | -     |  |  |
| 2016                    | -         | -  | -                                       | -  | -  | -  | -  | -                                     | -  | -  | -  | -  | -  | -  | -  | -                           | -     |  |  |
| 2017                    | -         | -  | -                                       | RV | RV | RV | 24 | 23                                    | 25 | 24 | 24 | 24   | 24 | RV | RV | RV                          | RV    |  |  |
| 2018                    | RV        | RV | RV                                      | RV | RV | RV | RV | 23                                    | 20 | 19 | 16 | 16   | 16 | 18 | 15 | 16                          | 16    |  |  |
| 2019                    | 14        | 12 | 12                                      | 14 | 14 | 14 | 15 | 13                                    | 14 | 18 | 19 | 18   | 20 | 19 | 20 | RV                          | RV    |  |  |
| 2020                    | 24        | 24 | 23                                      | 22 | 20 | 20 | 19 | -                                     | -  | -  | -  | -  | -  | -  | -  | -                           | 19    |  |  |
| 2021                    | 18        | 20 | 21                                      | 20 | 19 | 17 | 15 | 13                                    | 10 | 10 | 8  | 10   | 8  | 6  | 5  | 11                          | 11    |  |  |
| 2022                    | 8         | 10 | 10                                      | 11 | 12 | 12 | 10 | 10                                    | 10 | 7  | 7  | 7  | 5  | 4  | 4  | 9                           | 9     |  |  |
| 2023                    | 7         | 4  | 7                                       | 6  | 6  | 9  | 12 | 10                                    | 8  | 10 | 11 | 12   | 12 | 12 | 13 | 17                          | 17    |  |  |
| 2024                    | 16        | 15 | 15                                      | 15 | 18 | 20 | 18 | 20                                    | 19 | 17 | 16 | 15   | 15 | 16 | 16 | 18                          | 18    |  |  |
| 2025                    | 14        | 13 | 10                                      | 11 | 10 | 12 | 14 | 12                                    | 12 | 12 | 11 | 9  | 8  | 7  | -  | -                           | -     |  |  |



## 2025 SEC WEEKLY HONORS

### WEEK ONE

Player: Nelia Peralta (Auburn), Ella Parker (OU)  
Pitcher: Raelin Chaffin (Mississippi State)  
Freshman: Taylor Shumaker (Florida), Jayden Heavener (LSU)

### WEEK TWO

Player: Bri Ellis (ARK), Ella Parker (OU)  
Pitcher: Sam Landry (OU), Teagan Kavan (Texas)  
Freshman: Jayden Heavener (LSU)

### WEEK THREE

Player: Danieca Coffey (LSU), Mya Perez (TAMU)  
Pitcher: Jori Heard (South Carolina)  
Freshman: Mackenzie Pickens (Ole Miss)

### WEEK FOUR

Player: Reagan Walsh (UF), Arianna Rodi (SC)  
Pitcher: Aliyah Binford (Ole Miss)  
Freshman: Payton Tanner (UT), Sydney Lessentine (TAMU)

### WEEK FIVE

Player: Cassie Reasner (UK), Danieca Coffey (LSU)  
Pitcher: Teagan Kavan (Texas)  
Freshman: Taylor Shumaker (UF), Gabbie Garcia (OU)

### WEEK SIX

Player: Gabbie Garcia (OU), Amari Harper (TAMU)  
Pitcher: Miali Guachino (OM), Sam Landry (OU)  
Freshman: Tori Edwards (LSU).

### WEEK SEVEN

Player: Ashton Maloney (Texas)  
Pitcher: Sam Landry (OU)  
Freshman: Payton Burnham (Arkansas)

### WEEK EIGHT

Player: Mya Perez (TAMU)  
Pitcher: Karlyn Pickens (Tennessee)  
Freshman: Ella McDowell (Arkansas), Persy Llamas (Ole Miss)

### WEEK NINE

Player: Bri Ellis (Arkansas), KK Demet (TAMU)  
Pitcher: Karlyn Pickens (UT), Teagan Kavan (Texas)  
Freshman: Ella McDowell (Arkansas), Gabbie Garcia (OU)

### WEEK TEN

Player: Mia Williams (UF), Ella Wesolowski (MSU)  
Pitcher: Karlyn Pickens (UT), Catelyn Riley (Bama)  
Freshman: Audrey Vandrgriff (Bama)

### WEEK ELEVEN

Player: Kailey Wyckoff (Ark), Koko Woolley (TAMU)  
Pitcher: Reis Beuerlein (Ark)  
Freshman: Taylor Shumaker (UF)

### WEEK TWELVE

Player: Ailana Agbayan (Oklahoma)  
Pitcher: SJ Geurin (Auburn)  
Freshman: Ella McDowell (Ark), Nelly McEnroe-Marinas (OU)

## 2025 SEC STANDINGS

| Team              | SEC   | Overall | Streak     |
|-------------------|-------|---------|------------|
| Oklahoma          | 17-7  | 0.708   | 43-7 .860  |
| TexasA&M          | 16-7  | 0.696   | 43-9 .827  |
| Texas             | 16-8  | 0.667   | 45-9 .833  |
| Tennessee         | 15-9  | 0.625   | 40-13 .755 |
| Arkansas          | 14-10 | 0.583   | 38-11 .776 |
| Florida           | 14-10 | 0.583   | 43-13 .768 |
| South Carolina    | 13-11 | 0.542   | 39-14 .736 |
| Mississippi State | 13-11 | 0.542   | 37-16 .698 |
| LSU               | 12-12 | 0.5     | 40-13 .755 |
| Alabama           | 12-12 | 0.50    | 36-20 .643 |
| Ole Miss          | 11-13 | 0.458   | 35-16 .686 |
| Georgia           | 7-6   | 0.304   | 30-19 .612 |
| Kentucky          | 7-17  | 0.292   | 29-25 .537 |
| Auburn            | 6-18  | 0.250   | 32-21 .604 |
| Missouri          | 6-18  | 0.250   | 25-30 .455 |

### SEC PRESEASON COACHES' POLL

(First-Place Votes in Parentheses)

| Place | School            | Points |
|-------|-------------------|--------|
| 1.    | Texas (7)         | 186    |
| 2.    | Florida (6)       | 181    |
| 3.    | Oklahoma (2)      | 170    |
| 4.    | Tennessee         | 158    |
| 5.    | Texas A&M         | 153    |
| 6.    | LSU               | 115    |
| 7.    | Arkansas          | 104    |
| 8.    | Georgia           | 103    |
| 9.    | Missouri          | 100    |
| 10.   | Alabama           | 97     |
| 11.   | Kentucky          | 55     |
| 12.   | Mississippi State | 54     |
| 13.   | Auburn            | 37     |
| 14.   | Ole Miss          | 34     |
| 15.   | South Carolina    | 28     |

Coaches were not allowed to vote for their own team.

## 2025 AWARDS AND HONORS

### Bri Ellis 1B

>> SEC Player of the Week (Feb. 16, April 8)  
>> D1 Softball National Player of the Week (Feb. 17)  
>> Softball America Star of the Week (April 8)  
>> D1 Softball D100 Players (37)  
>> Softball America Top Preseason Top 100 (42)  
>> USA Softball Player of the Year Watch List  
>> Preseason All-SEC  
>> NFCA Top Performer (Feb. 11, Feb. 18)

### Kailey Wyckoff UTL

>> D1 Softball D100 Players (43)  
>> Softball America Top Preseason Top 100 (61)  
>> D1 Softball Preseason Second-Team All-America  
>> USA Softball Player of the Year Watch List  
>> Preseason All-SEC  
>> SEC Player of the Week (April 22)

### Reagan Johnson OF

>> D1 Softball D100 Players (61)  
>> Softball America Top Preseason Top 100 (73)

### Kennedy Miller C

>> D1 Softball D100 Players (62)

### Payton Burnham P/UTL

>> D1 Softball D100 Freshman  
>> SEC Freshman of the Week (March 25)  
>> Softball America Freshman Watch List  
>> NFCA Top Performer

### Cam Harrison P/UTL

>> D1 Softball D100 Freshman  
>> Softball America Freshman Watch List

### Ella McDowell INF

>> D1 Softball D100 Freshman  
>> D1 Softball National Player of the Week (April 8)  
>> SEC Freshman of the Week (April 1, 8, 29)  
>> Softball America Freshman Watch List

### Ramsey Walker OF

>> D1 Softball D100 Freshman  
>> Softball America Freshman Watch List

### Robyn Herron LHP

>> NFCA Top Performer (Feb. 18)

### Reis Beuerlein RHP

>> SEC Pitcher of the Week (April 22)



# COURTNEY DEIFEL

## HEAD COACH

**Career: 382-203 (11 Seasons)**

**Arkansas: 355-176 (10 Seasons)**

Courtney Deifel became the fourth head coach in program history when she was hired on June 11, 2015, and recently completed her ninth season at Arkansas in 2024. In her nine seasons in Fayetteville, she has orchestrated the Razorbacks' return to postseason play and guided the program to two SEC regular season championships, one SEC Tournament crown and seven NCAA Tournament appearances, which includes seven consecutive berths from 2017-24. The Hogs have qualified for the national tournament every year it has been held since 2017. Deifel led the program to its first NCAA Tournament Super Regional appearances in 2018, 2021 and 2022. Since her first season in 2016, the Razorbacks have been ranked 99 times in the NFCA Coaches' Poll after previously being ranked only once in program history. 13 of the program's 14 NFCA All-American awards and 78 Easton/NFCA All-America Scholar-Athlete accolades have been accumulated under Deifel since 2016. Deifel - the program's all-time wins leader - enters the 2025 season with 315 career wins at Arkansas. Deifel has logged four 40-win seasons while at Arkansas, including three consecutive 40-win seasons from 2021-23. Prior to her arrival in Fayetteville, Arkansas recorded only two 40-win seasons across 19 years. Heading into her 10th season at helm in 2025, Arkansas has won two of the last three SEC regular season crowns.

In 2024, Deifel led the Razorbacks to a 37-18 mark (14-10 SEC), and a No. 12 national seed in the NCAA tournament, the fifth in program history, all of which have come under Deifel's watch. The NCAA tournament appearance was a program record seventh-straight, dating back to the 2017 season. Deifel won her 300th career game with a 5-1 win at Auburn on March 16, 2024, completing a doubleheader sweep over the Tigers. Under Deifel's guidance, first baseman Bri Ellis (Second Team) and right-handed pitcher Morgan Leinstock (Third Team) earned NFCA All-America honors. Leinstock posted a 2.14 ERA and a 13-6 record while striking out 137 batters in 140.2 innings pitched. Deifel's and the Razorbacks' success in the transfer portal continued into 2024 as Ellis led the team with 14 home runs, 47 RBI, 97 total bases and a .651 slugging percentage while posting a .322 batting average with 48 hits after transferring from Auburn. Freshman Kennedy Miller earned Freshman All-America honors from DI Softball and was a Finalist for the TUCCI/NFCA Freshman of the Year award after breaking onto the scene by hitting .331 with eight home runs and 36 RBI. Behind the plate, Miller posted a .997 fielding percentage while throwing out five would-be base stealers. Ellis and Leinstock received All-SEC selections along with center fielder Reagan Johnson and second baseman Cylie Halvorson. Additionally Ellis and third baseman Hannah Gammill were named to the SEC All-Defensive Team.

In the 2023 campaign, Deifel led Arkansas to another highly successful season and the program's sixth consecutive NCAA appearance - the longest streak in program history. Finishing 40-19 (14-10 SEC), Arkansas claimed its third straight 40-win season and a top-four SEC finish. Earning the No. 11 national seed in the NCAA Tournament, all four of the program's national seeds have been accumulated under Deifel. In Arkansas' 7-6 win vs. No. 22 Louisiana on Feb. 18, Deifel became the

program's all-time wins leader after surpassing Carrie Dever-Boaz's (1997-2004) 244 wins at helm. Under Deifel's leadership, two Razorbacks received NFCA All-America recognition in 2023 - Rylin Hedgecock (NFCA First-Team All-America) and Chenise Delce (NFCA Second-Team All-America). Delce became the program's first two-time NFCA All-American pitcher after collecting the honor in 2022. Six Hogs claimed NFCA All-Region status - Chenise Delce, Cylie Halvorson, Reagan Johnson and Rylin Hedgecock were named to the All-South Region First Team, Raigan Kramer was tabbed to the second team and Lauren Camenzind was selected to the third team. Delce had another breakout season in the circle, posting a 21-11 record and 2.02 ERA with 193 strikeouts, 17 complete games, six solo shutouts and four saves while limiting opponents to a .200 batting average. The 2022 SEC Pitcher of the Year, Delce picked up where she left off in 2023. The Oklahoma City product charted the fourth-most strikeouts (193) and saves by an SEC pitcher this year. She also filed the third-most wins by a league pitcher. Illustrating why she's a force in the circle, 11 of her victories came against ranked competition. True freshman Reagan Johnson excelled at the plate and in center field, earning a spot on DI Softball's Freshman All-America team and being honored as a Top 10 Finalist for NFCA/TUCCI's National Freshman of the Year award. Johnson peppered the third-most hits (79) in single-season program history. She also boasted the sixth-highest batting average (.378) along with tying for the seventh-most stolen bases (18) and 10th-most runs scored (47) in single-season program history. Johnson also paced Arkansas with 24 multi-hit outings this season. The Karnes City, Texas, native ranked second in the SEC and eighth nationally in hits. Johnson also shined in center field and compiled a .968 fielding percentage with 86 putouts and four assists on 93 total chances.

In 2022, Deifel guided the Razorbacks to their most successful season in school history, collecting back-to-back SEC regular season titles, headlined by the program's first outright regular season crown, and the program's first SEC Tournament championship after blanking Missouri, 4-0, in Gainesville, Fla., on May 13. Arkansas concluded the season with the most single-season wins in program history and a 48-11 record, marking a program-record .814 win percentage. Arkansas finished SEC play with a 19-5 record, producing the second consecutive 19-win conference season for the Hogs. Against Missouri State on March 3, Deifel became just the second head coach in program history to reach 200 career wins. The Hogs made their 11th NCAA Tournament appearance, earning the program's highest overall seed (No. 4) and hosted their second straight Super Regional. The Razorbacks hosted the highest attended Regional and Super Regional in the NCAA in 2022. The Razorbacks tabbed an SEC-best 12 all-conference honors and a school-record five NFCA All-American nods to round out yet another enormous postseason awards haul. Arkansas became the first SEC program since 2006 to have four first team all-Americans. Danielle Gibson (first team) became the program's first two-time NFCA All-American while KB Sides (first team), Linnie Malkin (first team), Hannah Gammill (first team) and Chenise Delce (second team) earned their first All-American honors. For the first time in program history, all

### DEIFEL YEAR-BY-YEAR

| Year        | School   | Overall | Conf.   | Postseason          |
|-------------|----------|---------|---------|---------------------|
| 2015        | Maryland | 27-27   | 9-14    | --                  |
| 2016        | Arkansas | 17-39   | 1-23    | --                  |
| 2017        | Arkansas | 31-24   | 7-17    | NCAA Regional       |
| 2018        | Arkansas | 42-17   | 12-12   | NCAA Super Regional |
| 2019        | Arkansas | 38-20   | 12-12   | NCAA Regional       |
| 2020        | Arkansas | 19-6    | 1-2     | --                  |
| 2021        | Arkansas | 43-11   | 19-5    | NCAA Super Regional |
| 2022        | Arkansas | 48-11   | 19-5    | NCAA Super Regional |
| 2023        | Arkansas | 40-19   | 14-10   | NCAA Regional       |
| 2024        | Arkansas | 37-18   | 14-10   | NCAA Regional       |
| 2025        | Arkansas | 40-11   | 14-10   |                     |
| 10 seasons  |          | 382-203 | 122-119 | 7 appearances       |
| At Arkansas |          | 355-176 | 112-105 | 7 appearances       |

eight NFCA All-Region nominees secured spots on All-South Region teams. Deifel was named SEC Coach of the Year for the second straight season while KB Sides became the program's its first-ever SEC Player of the Year honor and Chenise Delce earned the Hogs' second consecutive SEC Pitcher of the Year accolade after Mary Haff collected the award in 2021. Arkansas tabbed a league-best 12 all-conference honors and eight NFCA All-Region distinctions to round out an enormous postseason awards haul. The 2022 coaching staff was named the NFCA's South Region Staff of the Year for the second straight season.

Deifel, the SEC Coach of the Year, directed the most successful year in program history in 2021 by claiming the school's first SEC regular season title and hosting NCAA Tournament Super Regionals for the first time. The team finished 43-11 (19-5 SEC), producing a then-school record .796 win percentage. The Hogs earned a No. 6 national ranking, the highest in program history, and captured the No. 6 national seed in the NCAA Tournament. Arkansas began conference play winning 12 straight games, notching the fifth-best league-only start in SEC history. A 19-game winning streak in non-conference action also set a school record. The Razorbacks received many postseason superlatives as infielders Braxton Burnside and Danielle Gibson, and pitcher Mary Haff were named NFCA All-Americans. Haff also took home the school's first SEC Pitcher of the Year award. Offensively, the Razorbacks shattered the school's single-season home run record, mashing 95 long balls with Burnside setting the individual single-season program mark hitting 25. Deifel's 216 wins in Fayetteville rank second among all coaches in program history. The NFCA named the 2021 coaching staff the South Region's Staff of the Year.

Deifel guided the Razorbacks to a 19-6 (1-2 SEC) record in the COVID-19 shortened 2020 campaign. In the only league series of the season, the Razorbacks earned a 1-0 conference-opening victory, their first road win over Alabama since 2000. Arkansas remained in the national polls throughout the year and climbed from a preseason No. 24 ranking to the No. 19 slot in the final release of the NFCA Coaches' Poll. Junior catcher Kayla Green was honored with SEC Player of the Week recognition for the first time in her career and freshman pitcher Jenna Bloom emerged as one of the rising stars in the league, leading all freshmen in the nation striking out 10.9 hitters per seven innings.





# COURTNEY DEIFEL

**HEAD COACH**  
**7 NCAA Tournament Appearances**  
**SEC Champions (2021, 2022)**  
**SEC Tournament Champions (2022)**

Deifel led the Razorbacks to their third consecutive post-season appearance in 2019, earning an at-large bid to the Stillwater Regional. The Hogs finished the season 38-20 and 12-12 in SEC play. It marks the first time since 1999-00 that the Razorbacks finished the season .500 or better in conference play in back-to-back seasons. The Razorbacks garnered their highest in-season ranking during weeks one and two, coming in at 12th and 11th in the NFCA and ESPN polls respectively.

Arkansas saw two players named to the All-SEC teams, pitcher Autumn Storms was named second team and outfielder Hannah McEwen garnered first-team recognition. McEwen's first-team selection was the first for Arkansas since 2012 and only the second in program history. In year four under Coach Deifel, the Razorbacks also earned two SEC Player of the Week awards, three SEC Pitcher of the Week awards, and one USA Softball Co-Player of the Week. A record five Razorbacks were named to the NFCA All-Region teams, with Storms garnering the first, first-team selection of her career. Storms went on to be named NFCA Second Team All-American as a pitcher, the first Razorback since 2010.

Year four with Coach Deifel and the Razorback staff saw growth in all aspects as the game, including a team .288 batting average, which ranks second-highest in program record book. In fact, four of the top seven team batting averages in program history come from the Deifel era.

In the 2018 campaign, Arkansas wrapped up the year with a 42-17 (12-12 SEC) record, the third most wins in program history; and the most victories since 2000. The team earned a national seed (13) in the NCAA Tournament for the first time in program history and went 3-0 defeating DePaul and Wichita State twice to earn the Fayetteville Regional Championship on its home field. The Hogs made their first ever NCAA Super Regional appearance but fell to eventual national semifinalist, Oklahoma, in Norman. Arkansas finished 17th in the final NCAA RPI report and the coaching staff earned 2018 NFCA Division I South Region Staff of the Year.

Just two seasons removed from a one-win conference tally, Deifel guided the Razorbacks to a 12-12 mark in SEC play. As the No. 7 seed at SEC Tournament, the program made its first semifinal appearance since 2001. The Razorbacks finished the season with a 27-2 record on their home field, establishing a new program record for home wins in a single season. Part of Arkansas' home triumphs included the program's first three-game sweep of a ranked team (No. 20 Mississippi State) and its first-ever series win over Alabama.

Deifel piloted the 2017 Razorbacks to a 31-24 record and the program's first NCAA Tournament appearance since 2013. The Razorbacks improved their win total by 17 games from the previous season, marking the largest increase in the country among Power 5 programs. Arkansas also tallied seven wins in SEC play, equaling the combined total from the previous three seasons. In recognition of the team's performance, Deifel was named the 2017 D1SoftballNews Coach of the Year.

From year one to two under Deifel, Arkansas' pitching staff

lowered its combined ERA by more than four runs (6.98 to 2.82) and added more than 20 points to its batting average (.260 to .284). The Razorbacks also led the SEC and tied for 17th in the NCAA with 59 home runs. During the year, Arkansas earned its first national ranking since 2013 when it was slotted at No. 24 in the March 7 release ESPN/USA Softball poll.

Individually, Deifel saw two Razorbacks earn NFCA All-South Region accolades with Nicole Schroeder and Autumn Storms earning second-team and third-team honors, respectively. Storms was also named to the SEC All-Freshman Team while A.J. Belans was voted to the All-SEC Second Team. Schroeder went on to be drafted by the Akron Racers as the program's second NPF selection.

Deifel's first win over a ranked team at Arkansas came during the 2016 season when the Razorbacks knocked off No. 23 Nebraska, 11-10, during the Easton Tournament in Fullerton, Calif.; the team added five ranked wins in 2017. The 2016 campaign also saw newcomer Ashley Diaz make an immediate impact as a member of the NFCA All-South Region Second Team and garnered NFCA National Freshman of the Year Top 25 Watch List recognition.

During her playing and coaching careers prior to coming to Arkansas, Deifel advanced to 11 NCAA Tournaments including a four-year run to the Women's College World Series (WCWS) as an All-American catcher at California that was highlighted by winning the 2002 national title. The Bears also finished second (2003), fifth (2001) and seventh (2000) at the WCWS over her four-year run. Her postseason successes also featured a pair of Super Regionals as a graduate assistant at Oklahoma and five NCAA Regionals as an assistant at Maryland and Louisville.

As a first-year head coach, Deifel ushered in a culture of change for Maryland in 2015. Along with the program's 16-game improvement from the previous season, the Terrapins' offense showed tremendous growth. Maryland finished 27th in the NCAA with 6.28 runs per game behind 339 runs scored, up more than 150 runs from 2014. Deifel also led her team to a .309 batting average, a 40-point jump from 2014 which also ranked 57th in the NCAA.

Individually, Deifel guided three players to all-conference accolades and a pair of NFCA all-region honors. Lindsey Schmeister was an All-Big Ten first team performer while Shannon Bustillos and Erin Pronobis landed on the All-Big Ten second team. Pronobis and Corey Schwartz were also named to the NFCA All-Midwest Region Third Team. Under Deifel's watch, the trio helped Maryland to single-season school records in doubles, home runs, RBI and walks.

Prior to taking the head job at Maryland, Deifel spent four seasons as an assistant coach at Louisville in which she helped the Cardinals to four NCAA appearances, the 2014 American Athletic Conference Tournament title and an overall record of 176-60 (.746). Louisville averaged 44 wins in that time with a program-record 55 wins in 2012. Her student-athletes at Lou-

isville racked up four NFCA All-America certificates and 29 all-conference selections.

She also spent two seasons as a graduate assistant at Oklahoma where she was a member of a staff that guided the 2008 Sooners to a 47-14 record and a Super Regional appearance.

As a player, Deifel was the starting catcher for California from 2000-03 and led the Golden Bears to four Women's College World Series appearances including a national championship run in 2002 and national runner-up showing in 2003. She appeared in 285 games missing just three behind the plate over her four seasons. As a four-year starter behind the plate, she was a 2003 All-American, two-time All-Pac 10 selection and caught seven no-hitters. She is still the program's career leader with 1,969 putouts.

Aside from her accomplishments in collegiate softball, Deifel had a successful professional career following her days at Cal. In 2004, she helped the NY/NJ Juggernaut to the National Professional Fastpitch (NPF) league title. Deifel also spent three years with LeoPalace21 in Japan that resulted in a runner-up showing and a pair of third-place finishes.

She graduated from California in 2003 with a bachelor of arts in American Business and Globalism and American Studies. Deifel earned her master's of arts in Human Relations from Oklahoma in 2008.

Deifel's sister, Amanda Scott, is currently the head softball coach at Missouri-St. Louis and won a Women's College World Series title at Fresno State in 1998.

Deifel and her husband Joe are the parents of two sons, Trip and Walt. The family resides in Fayetteville.

| ALL-TIME SERIES UNDER DEIFEL *ARKANSAS ONLY |        |     |     |     |
|---|--------|-----|-----|-----|
| Opponent                                    | Series | H   | A   | N   |
| Alabama                                     | 8-12   | 5-4 | 3-6 | 0-2 |
| Arkansas-Pine Bluff                         | 1-0    | 1-0 |     |     |
| Arizona                                     | 3-5    | 2-4 | 1-1 |     |
| Army  | 0-1    |     |     | 0-1 |
| Auburn                                      | 12-6   | 6-3 | 6-3 |     |
| Baylor                                      | 3-1    | 0-1 |     | 3-0 |
| Binghamton                                  | 1-0    |     |     | 1-0 |
| Boston U                                    | 4-0    | 4-0 |     |     |
| Bradley                                     | 4-0    |     |     | 4-0 |
| BYU   | 0-1    |     |     | 0-1 |
| Buffalo                                     | 1-0    | 1-0 |     |     |
| Cal State Fullerton                         | 1-1    |     | 0-1 | 1-0 |
| CSUN  | 1-0    |     |     | 1-0 |
| Campbell                                    | 2-0    |     |     | 2-0 |
| Central Arkansas                            | 7-2    | 3-1 | 4-1 |     |
| Central Connecticut                         | 2-0    | 2-0 |     |     |
| Central Michigan                            | 1-0    |     |     | 1-0 |
| Colorado State                              | 2-0    | 2-0 |     |     |
| Dartmouth                                   | 2-0    | 2-0 |     |     |
| Delaware                                    | 1-0    |     |     | 1-0 |
| DePaul                                      | 1-0    | 1-0 |     |     |
| Drake                                       | 6-2    | 6-2 |     |     |
| Duke  | 0-1    |     |     | 0-1 |
| Florida                                     | 8-10   | 2-4 | 5-6 | 1-0 |
| Florida State                               | 0-2    | 0-1 |     | 0-1 |
| Florida A&M                                 | 2-0    |     |     | 2-0 |
| FAU   | 2-1    | 1-0 | 1-1 |     |
| FGCU  | 1-0    |     | 1-0 |     |
| Fordham                                     | 1-0    |     |     | 1-0 |
| Furman                                      | 4-0    | 3-0 |     | 1-0 |
| George Washington                           | 1-0    |     |     | 1-0 |
| Georgia                                     | 9-9    | 3-4 | 5-4 | 1-1 |
| Grand Canyon                                | 1-1    |     |     | 1-1 |
| Harvard                                     | 1-0    | 1-0 |     |     |
| Illinois                                    | 3-1    | 3-1 |     |     |
| Illinois State                              | 2-0    | 2-0 |     |     |
| Indiana                                     | 1-0    |     |     | 1-0 |
| Iowa  | 2-0    | 2-0 |     |     |
| IUPUI                                       | 3-0    | 3-0 |     |     |
| Iowa State                                  | 3-0    | 3-0 |     |     |
| Jackson State                               | 1-0    |     | 1-0 |     |
| Kansas                                      | 4-0    | 3-0 | 1-0 |     |
| Kansas City                                 | 5-1    | 4-1 | 1-0 |     |
| Kennesaw State                              | 2-0    | 2-0 |     |     |
| Kent State                                  | 2-0    | 2-0 |     |     |
| Kentucky                                    | 10-9   | 7-5 | 2-4 | 1-0 |
| Lamar                                       | 2-0    | 2-0 |     |     |
| Lehigh                                      | 1-0    |     |     | 1-0 |
| Liberty                                     | 1-1    | 0-1 | 1-0 |     |
| Lipscomb                                    | 2-0    |     |     | 2-0 |
| Long Beach State                            | 2-0    |     |     | 2-0 |
| Longwood                                    | 1-0    | 1-0 |     |     |
| Louisville                                  | 2-1    | 2-1 |     |     |
| Louisiana                                   | 1-0    |     |     | 1-0 |
| Louisiana Tech                              | 1-0    |     |     | 1-0 |
| Loyola Marymount                            | 3-0    |     |     | 3-0 |
| LSU   | 10-11  | 6-6 | 4-5 |     |
| Manhattan                                   | 2-0    | 1-0 |     | 1-0 |
| Marist                                      | 3-0    | 2-0 |     | 1-0 |
| Marshall                                    | 1-0    |     |     | 1-0 |
| Maryland                                    | 1-0    |     |     | 1-0 |
| McNeese                                     | 3-2    |     | 3-1 | 0-1 |
| Memphis                                     | 2-0    |     |     | 2-0 |
| Michigan State                              | 1-0    |     |     | 1-0 |
| Mississippi State                           | 11-3   | 7-2 | 4-2 |     |
| Missouri                                    | 9-8    | 5-4 | 3-3 | 1-1 |
| Missouri State                              | 6-1    | 5-1 | 1-0 |     |
| Montana                                     | 0-1    | 0-1 |     |     |
| Nebraska                                    | 4-0    | 1-0 |     | 3-0 |
| Nevada                                      | 1-0    | 1-0 |     |     |
| New Mexico                                  | 2-0    |     |     | 2-0 |
| New Mexico State                            | 1-0    |     | 1-0 |     |
| North Carolina                              | 0-1    |     |     | 0-1 |
| North Dakota State                          | 4-1    | 2-0 |     | 2-1 |
| North Florida                               | 1-0    |     | 1-0 |     |
| North Texas                                 | 4-0    | 2-0 | 2-0 |     |
| North Carolina                              | 0-3    |     |     | 0-3 |
| Northern Colorado                           | 5-1    | 4-0 |     | 1-1 |
| Northern Iowa                               | 3-1    | 3-1 |     |     |
| Northwestern State                          | 3-0    | 3-0 |     |     |
| Notre Dame                                  | 2-1    | 1-0 | 1-1 |     |
| Ohio  | 1-0    |     |     | 1-0 |
| Oregon                                      | 2-2    | 2-2 |     |     |
| Oklahoma                                    | 0-8    | 0-4 | 0-4 |     |
| Oklahoma State                              | 1-3    | 0-2 | 1-0 | 0-1 |
| Ole Miss                                    | 12-10  | 7-2 | 4-8 | 1-0 |
| Omaha                                       | 6-0    | 4-0 |     | 2-0 |
| Penn State                                  | 1-0    |     |     | 1-0 |

| ALL-TIME SERIES UNDER DEIFEL *ARKANSAS ONLY |        |     |     |     |
|---|--------|-----|-----|-----|
| Opponent                                    | Series | H   | A   | N   |
| Princeton                                   | 1-0    | 1-0 |     |     |
| Rutgers                                     | 3-0    |     |     | 3-0 |
| Sacramento State                            | 1-0    |     |     | 1-0 |
| Samford                                     | 1-0    |     |     | 1-0 |
| San Diego                                   | 2-0    |     |     | 2-0 |
| SIUE  | 2-0    | 2-0 |     |     |
| South Alabama                               | 1-1    | 1-1 |     |     |
| South Carolina                              | 14-8   | 5-4 | 6-3 | 0-1 |
| South Dakota State                          | 3-1    | 3-1 |     |     |
| Southeast Missouri                          | 10-1   | 8-1 | 2-0 |     |
| Southern Utah                               | 1-0    |     |     | 1-0 |
| Southern Miss                               | 2-0    |     |     | 2-0 |
| Saint Francis (Pa.)                         | 2-0    | 2-0 |     |     |
| Saint Louis                                 | 3-0    | 3-0 |     |     |
| Stanford                                    | 1-0    | 1-0 |     |     |
| Tennessee                                   | 11-9   | 4-2 | 6-6 | 1-1 |
| Texas                                       | 1-4    |     | 0-2 | 1-2 |
| Texas State                                 | 1-0    |     | 1-0 |     |
| Texas A&M                                   | 7-11   | 2-4 | 5-7 |     |
| Texas A&M-CC                                | 2-0    | 2-0 |     |     |
| Texas A&M-Commerce                          | 2-0    | 1-0 | 1-0 |     |
| Texas Tech                                  | 2-0    | 2-0 |     |     |
| Tulsa                                       | 2-5    | 1-2 | 1-1 | 0-2 |
| UAB   | 3-0    | 3-0 |     |     |
| UCLA  | 0-1    | 0-0 | 0-0 | 0-1 |
| UConn                                       | 1-0    |     |     | 1-0 |
| UIC   | 1-0    |     |     | 1-0 |
| ULM   | 2-0    |     |     | 2-0 |
| UMass Lowell                                | 2-0    |     |     | 2-0 |
| UNLV  | 1-1    |     | 1-0 | 0-1 |
| Utah  | 1-0    |     |     | 1-0 |
| UT Arlington                                | 7-1    | 4-0 | 3-1 |     |
| UTEP  | 1-0    |     |     | 1-0 |
| Villanova                                   | 3-1    | 2-1 |     | 1-0 |
| Washington                                  | 0-3    |     |     | 0-3 |
| Weber State                                 | 3-0    |     |     | 3-0 |
| Western Illinois                            | 1-0    | 1-0 |     |     |
| Western Kentucky                            | 2-0    |     | 2-0 |     |
| Wichita State                               | 6-3    | 6-1 | 0-2 |     |
| Wright State                                | 2-0    | 2-0 |     |     |

| TOP 25 WINS UNDER DEIFEL |                       |        |          |      |
|--------------------------|-----------------------|--------|----------|------|
| Date                     | Opponent              | Result | Score    | Site |
| 3/19/16                  | vs. #23 Nebraska      | W      | 11-10    | N    |
| 3/17/17                  | #14 Tennessee         | W      | 4-3      | H    |
| 3/18/17                  | #14 Tennessee         | W      | 2-1      | H    |
| 4/8/17                   | at #24 Missouri       | W      | 6-5      | A    |
| 4/9/17                   | at #24 Missouri       | W      | 4-2      | A    |
| 4/16/17                  | #5 Texas A&M          | W      | 4-3      | H    |
| 2/17/18                  | vs. #21 Utah          | W      | 4-2      | N    |
| 3/30/18                  | #20 Mississippi State | W      | 3-2      | H    |
| 3/31/18                  | #20 Mississippi State | W      | 6-0      | H    |
| 4/1/18                   | #20 Mississippi State | W      | 8-2      | H    |
| 4/8/18                   | at #12 South Carolina | W      | 4-0      | A    |
| 4/14/18                  | #15 Alabama           | W      | 3-0      | H    |
| 4/15/18                  | #15 Alabama           | W      | 6-3      | H    |
| 4/21/18                  | at #11 Auburn         | W      | 4-2      | A    |
| 5/9/18                   | vs. #19 Kentucky      | W      | 3-1      | N    |
| 5/10/18                  | vs. #8 Georgia        | W      | 8-3      | N    |
| 3/15/19                  | #16 South Carolina    | W      | 3-2      | H    |
| 3/16/19                  | #16 South Carolina    | W      | 7-4      | H    |
| 3/23/19                  | at #5 Tennessee       | W      | 1-0      | A    |
| 3/29/19                  | #18 Kentucky          | W      | 1-0      | H    |
| 3/31/19                  | #18 Kentucky          | W      | 3-2      | H    |
| 4/18/19                  | #9 LSU                | W      | 8-5      | H    |
| 4/19/19                  | #9 LSU                | W      | 11-1 (5) | H    |
| 5/3/19                   | #23 Auburn            | W      | 1-0      | H    |
| 5/4/19                   | #23 Auburn            | W      | 7-1      | H    |
| 5/5/19                   | #23 Auburn            | W      | 5-2      | H    |
| 3/6/20                   | at #9 Alabama         | W      | 1-0      | A    |
| 2/21/21                  | vs. #21 Baylor        | W      | 7-2      | N    |
| 3/12/21                  | at #20 South Carolina | W      | 4-1      | A    |
| 3/13/21                  | at #20 South Carolina | W      | 7-5 (10) | A    |
| 3/14/21                  | at #20 South Carolina | W      | 3-2      | A    |
| 4/10/21                  | #4 Alabama            | W      | 4-0      | H    |
| 4/16/21                  | at #20 Georgia        | W      | 10-3     | A    |
| 4/17/21                  | at #20 Georgia        | W      | 5-2      | A    |
| 4/18/21                  | at #20 Georgia        | W      | 5-2      | A    |
| 5/1/21                   | at #16 LSU            | W      | 1-0      | A    |
| 5/3/21                   | at #16 LSU            | W      | 4-1      | A    |
| 3/18/22                  | at #10 Tennessee      | W      | 4-3      | A    |
| 3/19/22                  | at #10 Tennessee      | W      | 9-6      | A    |
| 4/8/22                   | #21 Auburn            | W      | 7-4      | H    |
| 4/9/22                   | #21 Auburn            | W      | 4-3      | H    |
| 4/10/22                  | #21 Auburn            | W      | 17-4 (5) | H    |
| 4/15/22                  | #15 Kentucky          | W      | 2-1      | H    |
| 4/17/22                  | #15 Kentucky          | W      | 8-0 (6)  | H    |
| 4/22/22                  | at #14 Florida        | W      | 9-1 (6)  | A    |
| 4/23/22                  | at #14 Florida        | W      | 5-4      | A    |
| 4/24/22                  | at #14 Florida        | W      | 2-0      | A    |
| 5/13/22                  | at #14 Florida        | W      | 4-1      | A    |
| 5/14/22                  | vs. #16 Missouri      | W      | 4-0      | N    |
| 5/21/22                  | #24 Oregon            | W      | 6-2      | H    |
| 5/22/22                  | #24 Oregon            | W      | 9-3      | H    |
| 5/26/22                  | #18 Texas             | W      | 7-1      | H    |
| 2/18/23                  | vs. #22 Louisiana     | W      | 7-6      | N    |
| 2/23/23                  | #19 Arizona           | W      | 3-2      | H    |
| 2/24/23                  | #19 Arizona           | W      | 2-1      | H    |
| 3/19/23                  | at #13 Alabama        | W      | 5-3      | A    |
| 3/20/23                  | at #13 Alabama        | W      | 2-1 (10) | A    |
| 3/24/23                  | #10 Florida           | W      | 6-2      | H    |
| 3/26/23                  | #10 Florida           | W      | 14-1 (5) | H    |
| 4/8/23                   | #10 Georgia           | W      | 4-3      | H    |
| 4/22/23                  | at #20 Kentucky       | W      | 8-1      | A    |
| 4/22/23                  | at #20 Kentucky       | W      | 14-6 (5) | A    |
| 4/30/23                  | #3 Tennessee          | W      | 6-4      | H    |
| 5/1/23                   | #3 Tennessee          | W      | 2-0      | H    |
| 3/23/24                  | #20 Mississippi State | W      | 3-0      | H    |
| 3/30/24                  | at #3 Georgia         | W      | 3-2      | A    |
| 4/1/24                   | at #3 Georgia         | W      | 8-2      | A    |
| 4/5/24                   | #11 Missouri          | W      | 5-2      | H    |
| 4/7/24                   | #11 Missouri          | W      | 4-1      | H    |
| 4/12/24                  | at #25 South Carolina | W      | 4-3      | A    |
| 4/14/24                  | at #25 South Carolina | W      | 3-0      | A    |
| 4/19/24                  | #15 Alabama           | W      | 1-0 (9)  | H    |
| 4/21/24                  | #15 Alabama           | W      | 8-0 (5)  | H    |
| 4/26/24                  | at #7 LSU             | W      | 2-1      | A    |
| 4/27/24                  | at #7 LSU             | W      | 4-1      | A    |
| 3/9/25                   | at #25 Ole Miss       | W      | 20-3 (5) | A    |
| 3/22/25                  | at #7 Tennessee       | W      | 6-3 (8)  | A    |
| 3/22/25                  | at #7 Tennessee       | W      | 9-0      | A    |
| 4/4/25                   | at #2 Florida         | W      | 4-1      | A    |
| 4/6/25                   | at #2 Florida         | W      | 9-5      | A    |
| 4/11/25                  | #10 South Carolina    | W      | 10-2 (6) | H    |
| 4/13/25                  | #10 South Carolina    | W      | 5-4      | H    |
| 4/26/25                  | #1 Texas A&M          | W      | 7-5      | H    |
| 4/27/25                  | #1 Texas A&M          | W      | 7-4      | H    |
| 5/1/25                   | #10 LSU               | W      | 12-9     | H    |
| %/3/25                   | #10 LSU               | W      | 6-0      | H    |

## MISC. HITTING RECORDS

### 4+ Hit Games

| No. | Player             | Opponent          | Date    |
|-----|--------------------|-------------------|---------|
| 5   | Danielle Gibson    | Furman            | 4/13/19 |
| 5   | Macy Burr          | Texas Southern    | 2/25/11 |
| 5   | Whitney Cloer      | Kentucky          | 3/31/07 |
| 4   | Ella McDowell      | Florida           | 4/5/25  |
| 4   | Reagan Johnson     | Ohio              | 2/9/24  |
| 4   | Reagan Johnson     | Kentucky          | 4/22/23 |
| 4   | Reagan Johnson     | Iowa St.          | 3/2/23  |
| 4   | KB Sides           | Lehigh            | 3/11/22 |
| 4   | Danielle Gibson    | Alabama           | 3/6/20  |
| 4   | Braxton Burnside   | Furman            | 2/15/20 |
| 4   | Sydney Parr        | Nebraska          | 2/9/20  |
| 4   | Hannah McEwen      | LSU               | 4/19/19 |
| 4   | Hannah McEwen      | Nevada            | 3/1/19  |
| 4   | Danielle Gibson    | SIUE              | 3/23/19 |
| 4   | Katie Warrick      | Iowa St.          | 3/16/18 |
| 4   | Stephanie Canfield | Florida A&M       | 2/24/17 |
| 4   | Autumn Buczek      | Central Mich.     | 2/21/16 |
| 4   | Devon Wallace      | Southeast Mo. St. | 3/1/15  |
| 4   | Stephanie Canfield | Virginia          | 2/21/15 |
| 4   | Kasey Fagan        | Butler            | 2/13/14 |
| 4   | Sierra Bronkey     | Saint Louis       | 2/24/13 |
| 4   | Stephanie Canfield | Murray St.        | 2/23/13 |
| 4   | Devon Wallace      | Alabama           | 4/27/12 |
| 4   | Katie Harrison     | Belmont           | 2/10/12 |
| 4   | Kayla Johnson      | Mississippi St.   | 3/18/09 |
| 4   | Jessica Bachkora   | UAB               | 2/8/08  |
| 4   | Miranda Dixon      | ULM               | 3/4/07  |
| 4   | Lauren Hendrix     | vs. Houston       | 2/9/01  |
| 4   | Dana Gulick        | at Kentucky       | 4/24/98 |

### Multi-HR Games

| No. | Player           | Opponent           | Date    |
|-----|------------------|--------------------|---------|
| 4   | Danielle Gibson  | SIUE               | 2/28/22 |
| 3   | Rylin Hedgecock  | Kentucky           | 3/3/23  |
| 2   | Bri Ellis        | Texas A&M          | 4/26/25 |
| 2   | Bri Ellis        | Oklahoma           | 3/16/25 |
| 2   | Bri Ellis        | Southern Miss      | 2/15/25 |
| 2   | Courtney Day     | Bradley            | 2/8/25  |
| 2   | Hannah Gammill   | Georgia            | 4/1/24  |
| 2   | Kennedy Miller   | Auburn             | 3/16/24 |
| 2   | Kennedy Miller   | FAU                | 3/1/24  |
| 2   | Cylie Halvorson  | UT-Arlington       | 2/23/24 |
| 2   | Bri Ellis        | Long Beach St.     | 2/16/24 |
| 2   | Kacie Hoffman    | Mississippi St.    | 3/31/23 |
| 2   | Rylin Hedgecock  | Florida            | 3/26/23 |
| 2   | Hannah Gammill   | Florida            | 3/24/23 |
| 2   | Rylin Hedgecock  | A&M-Corpus Christi | 3/3/23  |
| 2   | Taylor Ellsworth | South Carolina     | 5/1/22  |
| 2   | Linnie Malkin    | South Carolina     | 4/30/22 |
| 2   | KB Sides         | Kentucky           | 4/17/22 |
| 2   | Linnie Malkin    | Southeast Mo. St.  | 4/12/22 |
| 2   | Taylor Ellsworth | Auburn             | 4/10/22 |
| 2   | Linnie Malkin    | Auburn             | 4/8/22  |
| 2   | Danielle Gibson  | Ole Miss           | 4/3/22  |
| 2   | Danielle Gibson  | Western Ky.        | 3/21/22 |
| 2   | Danielle Gibson  | Tennessee          | 3/19/22 |
| 2   | Taylor Ellsworth | Lehigh             | 3/11/22 |
| 2   | Hannah Gammill   | Maryland           | 3/11/22 |
| 2   | Linnie Malkin    | Central Ark.       | 4/21/21 |
| 2   | Kayla Green      | Alabama            | 4/10/21 |
| 2   | Kayla Green      | Missouri St.       | 4/6/21  |
| 2   | Braxton Burnside | South Carolina     | 3/13/21 |
| 2   | Danielle Gibson  | Northwestern St.   | 3/6/21  |
| 2   | Danielle Gibson  | Northwestern St.   | 3/5/21  |
| 2   | Braxton Burnside | Texas Tech         | 2/28/21 |
| 2   | Braxton Burnside | Southeast Mo. St.  | 2/26/21 |
| 2   | Linnie Malkin    | McNeese            | 2/20/21 |
| 2   | Braxton Burnside | Oklahoma St.       | 2/11/21 |
| 2   | Ashley Diaz      | UT Arlington       | 3/26/19 |
| 2   | Hannah McEwen    | Saint Louis        | 4/10/18 |
| 2   | Katie Warrick    | Iowa St.           | 3/16/18 |
| 2   | Braxton Burnside | Grand Canyon       | 2/17/17 |
| 2   | A.J. Belans      | Missouri           | 4/9/17  |
| 2   | Nicole Schroeder | Oklahoma St.       | 3/1/17  |
| 2   | Tori Cooper      | San Diego          | 2/19/17 |
| 2   | Nicole Schroeder | Loyola Marymount   | 2/17/17 |
| 2   | Nicole Schroeder | UMass Lowell       | 2/11/17 |

### Multi-HR Games

| No. | Player            | Opponent            | Date    |
|-----|-------------------|---------------------|---------|
| 2   | Nicole Schroeder  | Louisville          | 2/14/15 |
| 2   | Parker Pockington | Butler              | 2/13/14 |
| 2   | Clarisa Navarro   | UMKC                | 3/27/13 |
| 2   | Devon Wallace     | Alabama             | 4/28/12 |
| 2   | Jennifer Rambo    | Kentucky            | 4/11/12 |
| 2   | Devon Wallace     | Kentucky            | 4/11/12 |
| 2   | Becca Carden      | Ole Miss            | 3/23/12 |
| 2   | Lane McGuirt      | Tennessee           | 4/14/10 |
| 2   | Sandra Smith      | Kentucky            | 3/21/10 |
| 2   | Jessica Bachkora  | SIUE                | 3/14/10 |
| 2   | Jessica Bachkora  | Missouri St.        | 2/20/10 |
| 2   | Sandra Smith      | Sam Houston St.     | 2/19/10 |
| 2   | Whitney Cloer     | Oklahoma            | 5/16/09 |
| 2   | Miranda Dixon     | Oklahoma            | 4/8/09  |
| 2   | Sandra Smith      | Auburn              | 4/5/09  |
| 2   | Whitney Cloer     | Kentucky            | 3/21/09 |
| 2   | Dayna Huckabee    | Kentucky            | 4/13/07 |
| 2   | Whitney Cloer     | Nebraska            | 3/18/07 |
| 2   | Miranda Dixon     | ULM                 | 3/4/07  |
| 2   | Cortney Mitchell  | at Coastal Carolina | 3/11/02 |

### Home Run Cycles

Name: Danielle Gibson (solo, two-run home run, three-run home run, grand slam)

Opponent: SIU-Edwardsville

Date: 2/23/19

Result: W, 15-3 (4)





## MISC. PITCHING RECORDS

| No. | Pitcher             | Opponent                 | Date    | Total by Pitcher  |                                  |
|-----|---------------------|--------------------------|---------|-------------------|----------------------------------|
|     |                     |                          |         | No.               | Years                            |
| 16  | Robyn Herron        | at Tennessee             | 3/22/25 | 16                | Mary Haff..... 2018-22           |
| 16  | Mary Haff           | Furman                   | 4/13/19 | 14                | Katy Henry..... 2005-08          |
| 16  | Heather Schlichtman | Marshall                 | 4/9/04  | 10                | Robyn Herron..... 2024-Present   |
| 15  | Heather Schlichtman | vs Wichita State         | 3/3/01  | 8                 | Heather Schlichtman..... 2001-04 |
| 15  | Heather Schlichtman | vs Auburn                | 3/13/04 | 8                 | Chenise Delce..... 2022-2023     |
| 15  | Katy Henry          | ULM                      | 2/25/05 | 7                 | Kimmy Beasley..... 2012-14       |
| 15  | Katy Henry          | vs UTSA                  | 2/16/07 | 5                 | Miranda Dixon..... 2007-10       |
| 15  | Kimmy Beasley       | Auburn                   | 5/3/13  | 5                 | Hope McLemore..... 2010-13       |
| 15  | Mary Haff           | at Tennessee             | 3/23/19 | 4                 | Rachel Talley..... 1999-02       |
| 14  | Mary Haff           | Maryland                 | 3/11/22 | 3                 | Autumn Storms..... 2017-21       |
| 14  | Heather Schlichtman | vs Appalachian State     | 2/7/04  | 2                 | Chelsea Cohen..... 2010-13       |
| 14  | Heather Schlichtman | Mississippi Valley State | 2/29/04 | 1                 | Jenna Bloom..... 2020-22         |
| 14  | Heather Schlichtman | at Kentucky              | 4/24/04 | 1                 | Kim Jones..... 2008-11           |
| 14  | Katy Henry          | Kansas City              | 2/23/07 | 1                 | Tammy Kincaid..... 1997-2000     |
| 14  | Robyn Herron        | Drake                    | 2/24/23 | 1                 | Grace Moll..... 2014-17          |
| 13  | Rachel Talley       | vs Virginia Tech         | 2/18/01 | 1                 | Morgan Leinstock..... 2024       |
| 13  | Heather Schlichtman | Oklahoma City            | 4/23/02 | 1                 | Reis Beuerlein..... 2025         |
| 13  | Katy Henry          | Centenary                | 3/5/06  | <b>No-Hitters</b> |                                  |
| 13  | Chelsea Cohen       | Saint Louis              | 2/24/13 |                   |                                  |
| 13  | Mary Haff           | at Saint Louis           | 4/10/18 |                   |                                  |
| 13  | Mary Haff           | vs Lipscomb              | 2/10/19 |                   |                                  |
| 13  | Autumn Storms       | Southeast Missouri       | 2/21/19 |                   |                                  |
| 12  | Tammy Kincaid       | Alabama                  | 3/21/99 |                   |                                  |
| 12  | Rachel Talley       | at Auburn                | 4/9/99  |                   |                                  |
| 12  | Heather Schlichtman | at FIU                   | 3/2/01  |                   |                                  |
| 12  | Rachel Talley       | vs FAU                   | 3/3/01  |                   |                                  |
| 12  | Rachel Talley       | vs Utah                  | 2/16/02 |                   |                                  |
| 12  | Katy Henry          | vs Virginia              | 2/9/07  |                   |                                  |
| 12  | Katy Henry          | Creighton                | 2/24/08 |                   |                                  |
| 12  | Miranda Dixon       | ULM                      | 4/2/08  |                   |                                  |
| 12  | Hope McLemore       | Louisiana Tech           | 3/13/10 |                   |                                  |
| 12  | Kim Jones           | vs. Rhode Island         | 2/13/11 |                   |                                  |
| 12  | Kimmy Beasley       | LSU                      | 4/6/13  |                   |                                  |
| 12  | Kimmy Beasley       | at Missouri              | 4/13/13 |                   |                                  |
| 12  | Mary Haff           | vs Fordham               | 2/19/18 |                   |                                  |
| 12  | Mary Haff           | Northern Colorado        | 3/2/18  |                   |                                  |
| 12  | Mary Haff           | Dartmouth                | 3/3/18  |                   |                                  |
| 12  | Mary Haff           | Omaha                    | 2/28/19 |                   |                                  |
| 12  | Mary Haff           | Boston U                 | 3/2/19  |                   |                                  |
| 12  | Mary Haff           | vs. UIC                  | 2/15/20 |                   |                                  |
| 12  | Robyn Herron        | Indiana                  | 2/18/23 |                   |                                  |
| 12  | Chenise Delce       | Arizona                  | 2/23/23 |                   |                                  |
| 12  | Robyn Herron        | Iowa State               | 3/2/23  |                   |                                  |
| 12  | Chenise Delce       | UAB                      | 4/14/23 |                   |                                  |
| 11  | Robyn Herron        | ULM                      | 2/16/25 |                   |                                  |
| 11  | Katy Henry          | Northwestern State       | 3/4/06  |                   |                                  |
| 11  | Kimmy Beasley       | LSU                      | 4/7/13  |                   |                                  |
| 11  | Kimmy Beasley       | Kentucky                 | 4/19/13 |                   |                                  |
| 11  | Grace Moll          | at Southeast Missouri    | 4/6/16  |                   |                                  |
| 11  | Autumn Storms       | Boston U                 | 3/2/19  |                   |                                  |
| 11  | Mary Haff           | at Central Arkansas      | 3/9/21  |                   |                                  |
| 11  | Mary Haff           | at Tennessee             | 3/18/22 |                   |                                  |
| 11  | Chenise Delce       | North Texas              | 3/3/23  |                   |                                  |
| 11  | Robyn Herron        | Illinois State           | 2/24/24 |                   |                                  |
| 10  | Katy Henry          | at Ole Miss              | 3/21/06 |                   |                                  |
| 10  | Katy Henry          | at Florida               | 3/25/06 |                   |                                  |
| 10  | Katy Henry          | Kansas                   | 4/5/06  |                   |                                  |
| 10  | Miranda Dixon       | at Texas A&M             | 2/16/07 |                   |                                  |
| 10  | Katy Henry          | Northern Iowa            | 3/3/07  |                   |                                  |
| 10  | Katy Henry          | at Kansas                | 4/3/07  |                   |                                  |
| 10  | Miranda Dixon       | at South Carolina        | 3/3/08  |                   |                                  |
| 10  | Katy Henry          | ULM                      | 4/2/08  |                   |                                  |
| 10  | Katy Henry          | at Kentucky              | 4/12/08 |                   |                                  |
| 10  | Miranda Dixon       | vs Cleveland State       | 3/7/09  |                   |                                  |
| 10  | Miranda Dixon       | at Ole Miss              | 3/29/09 |                   |                                  |
| 10  | Hope McLemore       | vs Iowa                  | 2/12/10 |                   |                                  |
| 10  | Hope McLemore       | Drake                    | 3/6/10  |                   |                                  |
| 10  | Hope McLemore       | at Georgia               | 4/2/10  |                   |                                  |
| 10  | Chelsea Cohen       | ULM                      | 2/22/13 |                   |                                  |
| 10  | Kimmy Beasley       | Jacksonville State       | 3/2/13  |                   |                                  |
| 10  | Hope McLemore       | Kentucky                 | 4/20/13 |                   |                                  |
| 10  | Kimmy Beasley       | Butler                   | 2/13/14 |                   |                                  |
| 10  | Jenna Bloom         | Kansas                   | 3/10/20 |                   |                                  |
| 10  | Mary Haff           | North Dakota State       | 2/25/21 |                   |                                  |
| 10  | Mary Haff           | at South Carolina        | 3/12/21 |                   |                                  |
| 10  | Autumn Storms       | Alabama                  | 4/10/21 |                   |                                  |
| 10  | Chenise Delce       | Louisville               | 2/28/22 |                   |                                  |
| 10  | Chenise Delce       | Missouri State           | 3/3/22  |                   |                                  |
| 10  | Chenise Delce       | Kennesaw State           | 3/5/22  |                   |                                  |
| 10  | Chenise Delce       | UCA                      | 3/6/23  |                   |                                  |
| 10  | Mary Haff           | at Ole Miss              | 4/2/22  |                   |                                  |
| 10  | Robyn Herron        | Texas A&M Commerce       | 4/18/23 |                   |                                  |
| 10  | Chenise Delce       | Alabama                  | 5/11/23 |                   |                                  |
| 10  | Robyn Herron        | vs. Penn State           | 2/10/24 |                   |                                  |
| 10  | Robyn Herron        | Northern Iowa            | 3/10/24 |                   |                                  |
| 10  | Morgan Leinstock    | at Auburn                | 3/16/24 |                   |                                  |
| 10  | Reis Beuerlein      | Illinois                 | 2/28/25 |                   |                                  |



## THE LAST TIME

### ARKANSAS - TEAM

|  |  |
|--|--|
| Defeated a ranked opponent.....                      | def. #5 Tennessee, 6-1 (May 8, 2025)                           |
| Defeated a Top 10 ranked opponent.....               | def. #5 Tennessee, 6-1 (May 8, 2025)                           |
| Highest ranked team defeated.....                    | def. #1 Texas A&M, 7-4 (April 26, 2025)                        |
| Won 10 or more consecutive games.....                | 14 (Feb. 6- Feb. 22)   |
| Longest conference win streak.....                   | 12 (March 12, 2021-April 3, 2022)                              |
| Won 5 or more consecutive conference home games..... | 7 (March 20-April 22, 2023)                                    |
| Won 5 or more consecutive road games.....            | 7 (March 20-April 22, 2023)                                    |
| Won in Extra Innings.....                            | def. #7 Tennessee, 6-3 (8 inn.) (March 22, 2025)               |
| Lost in Extra Innings.....                           | 10-7 (9) at #2 Florida (April 5, 2025)                         |
| Played at least 10 Innings.....                      | (10) W, 2-1 vs. Alabama (March 20, 2023)                       |
| Played at least 11 Innings.....                      | (11) W, 4-3 vs. Drake (Feb. 24, 2023)                          |
| Played at least 12 Innings.....                      | (14) W, 6-4 at McNeese (Feb. 20, 2021)                         |
| Played at least 13 Innings.....                      | (14) W, 6-4 at McNeese (Feb. 20, 2021)                         |
| Played 14 or more Innings.....                       | (14) W, 6-4 at McNeese (Feb. 20, 2021)                         |
| Lost 5 or more consecutive games.....                | 5 (May 6-20, 2017)   |
| Lost 5 or more consecutive conference games.....     | 6 (Mar. 24-April 2, 2017)                                      |
| Scored 10 or more runs in a game.....                | 12 vs. #10 LSU (May 1, 2025)                                   |
| Scored 10 or more runs in three straight games.....  | LA Tech Classic (Feb. 15-16, 2025)                             |
| Scored 10 or more runs in four straight games.....   | Woody Pig Classic (Feb. 28-March 2, 2025)                      |
| Scored 15 or more runs in a game.....                | 20 vs. #25 Ole Miss (March 9, 2025)                            |
| Shut out back-to-back opponents.....                 | Illinois State, UT-Arlington (Feb. 22-23, 2024)                |
| Shut out three straight opponents.....               | Drake, Iowa State, TAMU-CC (Feb. 26-May 2-3, 2023)             |
| Was shutout (extra-inning game).....                 | 2-0 (10) vs. Liberty (March 16, 2021)                          |
| Was Shutout (7-inning game).....                     | 7-0 vs. #1 Oklahoma (March 15, 2025)                           |
| Was Shutout (6-inning game).....                     | 8-0 (6) vs. Washington (Feb. 11, 2022)                         |
| Was Shutout (5-inning game).....                     | 8-0 at #8 Florida (April 6, 2019)                              |
| Was Shutout In Fayetteville.....                     | 7-0 vs. #1 Oklahoma (May 15, 2025)                             |
| Was No-Hit.....                                      | at #1 Florida (May 16, 2016)                                   |
| Was No-Hit by SEC Opponent.....                      | at #1 Florida (May 16, 2016)                                   |
| Was No-Hit in Fayetteville.....                      | vs. #9 Georgia (May 3, 2009)                                   |
| Swept a three-game conference series.....            | vs. Kentucky (March 28-30, 2025)                               |
| Swept four or more conference series.....            | #20 S. Car., Ole Miss, Miss. State, #25 Auburn, #20 UGA (2021) |
| Swept a three-game home conference series.....       | vs. Kentucky (March 28-30, 2025)                               |
| Swept a three-game road conference series.....       | at Mississippi State (March 31-April 2, 2023)                  |
| Swept a non-conference doubleheader.....             | vs. Colorado State (April 18, 2025)                            |
| Run ruled an opponent.....                           | 8-0 (5) vs. Colorado State (April 18, 2025)                    |
| Most consecutive run-rule wins in a season.....      | 7, 2025  |
| Was run-ruled.....                                   | L, 9-1 (6) vs. #25 Ole Miss (March 7, 2025)                    |
| Hit back-to-back home runs.....                      | Kailey Wyckoff and Ella McDowell at Texas State (Feb 6, 2025)  |
| Hit five or more home runs in a game.....            | 7 vs. Lehigh (March 11, 2022)                                  |
| Hit four or more home runs in a game.....            | 4 vs. #10 LSU (May 1, 2025)                                    |
| Hit three or more home runs in a game.....           | 3 vs. Colorado State (April 18, 2025)                          |
| Homered in five or more consecutive games.....       | (March 16-24, 2025)  |
| Had 10 hits in a game.....                           | 12 at #1 Texas A&M (April 26, 2025)                            |
| Had 15 or more hits in a game.....                   | 17 vs. Lipscomb (Feb. 7, 2025)                                 |
| Had 10 or more hits in 2 consecutive games (2).....  | vs. Rutgers, Cal State Fullerton (Feb. 20, 2025)               |
| Had 10 or more hits in 3 consecutive games.....      | (3) vs. Iowa, Illinois, Missouri St. (Feb. 28-March 2, 2025)   |
| Had five or more doubles in a game.....              | 5 vs. Southern Miss (Feb. 16, 2025)                            |
| Had two or more triples in a game.....               | 2 vs. Lipscomb (Feb. 7, 2025)                                  |
| Had 10 or more RBI in a game.....                    | 14 vs. Colorado State (April 18, 2025)                         |
| Had 20 or more RBI in a game.....                    | 21 vs. Lipscomb (Feb. 7, 2025)                                 |
| No-hit the opposition, 5 innings.....                | vs. ULM (Feb. 16, 2025)  |
| No-hit the opposition, 6 innings.....                | vs. Illinois State (Feb. 24, 2024)                             |
| No-hit the opposition, 7 innings.....                | vs. Illinois State (Feb. 24, 2024)                             |
| Recorded 10 or more walks.....                       | 10 vs. Colorado State (April 18, 2025)                         |
| Left 10 or more runners on base.....                 | 11 vs. #10 LSU (May 3, 2025)                                   |
| Allowed 10 or more hits.....                         | 13 vs. #10 LSU (May 3, 2025)                                   |
| Allowed 10 or more runs.....                         | 13 vs. #10 LSU (May 3, 2025)                                   |
| Allowed 10 or more earned runs.....                  | 14 vs. Oregon (May 21, 2023)                                   |
| Allowed 10 or more RBI.....                          | 11 vs. #10 LSU (May 3, 2025)                                   |
| Allowed five or more doubles.....                    | 5 vs. LSU (April 29, 2016)                                     |
| Allowed three or more home runs.....                 | 3 vs. #1 Oklahoma (March 16, 2025)                             |

### OPPONENT-TEAM

|   |   |
|---|---|
| Scored 10 or more runs in a game.....                           | 13 vs. #10 LSU (May 2, 2025)              |
| Scored 15 or more runs in a game.....                           | 15 vs. Mississippi State (March 24, 2024) |
| Had 10 or more hits in a game.....                              | 13 vs. #10 LSU (May 2, 2025)              |
| Had 15-19 hits in a game.....                                   | 15 vs. Georgia (May, 2017)                |
| Shut out Arkansas (7-inning game).....                          | 7-0 vs. #1 Oklahoma (March. 15, 2025)     |
| Shut out Arkansas (5-inning game).....                          | L, 8-0 at #18 Florida (April 6, 2019)     |
| Shut out Arkansas (extra-inning).....                           | L, 2-0 (10) vs. Liberty (March 16, 2021)  |
| Shut out Arkansas in consecutive games.....                     | L, 3-0/8-0 at #8 Florida (April 6, 2019)  |
| Shut out Arkansas in Fayetteville.....                          | 7-0 vs. #1 Oklahoma (March. 15, 2025)     |
| Conference opponent S/O Arkansas in Fayetteville.....           | 7-0 vs. #1 Oklahoma (March. 15, 2025)     |
| Conference opponent S/O Arkansas on the road.....               | 1-0 vs. #7 LSU (April 28, 2024)           |
| Won a non-conference series against Arkansas.....               |   |
| Won a conference series in Fayetteville.....                    | vs. #1 Oklahoma (March. 15, 2025)         |
| Swept a three-game non-conference series against Arkansas.....  | vs. #1 Oklahoma (March 14-16 2025)        |
| Swept a three-game non-conference series in Fayetteville.....   | Texas (March 14-16, 2015)                 |
| Swept a three game conference series in Fayetteville.....       | vs #1 Oklahoma (March 15-18, 2025)        |
| Swept a three-game conference road series against Arkansas..... | at #8 Florida (April 5-7, 2019)           |

### ARKANSAS-INDIVIDUAL

|   |  |
|---|--|
| Hit a grand slam.....                               | Raigan Kramer vs. #5 Tennessee (May 8, 2025)   |
| Hit a walk-off grand slam.....                      | Bri Ellis at Georgia (May 7, 2025)   |
| Hit a walk-off home run.....                        | Atalyia Rijo vs. Missouri State (March 2, 2025)  |
| Hit two home runs in a game.....                    | 2, Bri Ellis at #1 Texas A&M (April 26, 2025)  |
| Hit three home runs in a game.....                  | Rylin Hedgecock vs. Tennessee (April 22, 2023)   |
| Hit four home runs in a game.....                   | Danielle Gibson vs. SIUE (Feb 23, 2019)  |
| Homered in consecutive games in a conf. series..... | Bri Ellis; Games 1 & 2, at Auburn (March 16, 2024)   |
| Homered in three or more consecutive games.....     | (3) Kristina Foreman at the Rebel Kickoff vs. Weber State (twice) and Southern Utah (Feb. 10-11, 2023) |
| Hit an inside the park home run.....                | KB Sides vs. Illinois (Feb. 18, 2022)  |
| Hit for the home run cycle.....                     | Danielle Gibson vs. SIUE (Feb 23, 2019)  |
| Had five hits in a game.....                        | 5, Danielle Gibson at South Carolina (March 13, 2021)  |
| Had four hits in a game.....                        | 4, Ella McDowell at #2 Florida (April 5, 2025)   |
| Had two doubles in a game.....                      | 2, Kailey Wyckoff, vs. ULM (March 16, 2025)  |
| Had three doubles in a game.....                    | 3, KB Sides vs. Florida (April 22, 2022)   |
| Had four or more RBI in a game.....                 | 4, Bri Ellis at Georgia (May 7, 2025)  |
| Had six or more RBI in a game.....                  | 6, Courtney Day vs. Illinois (Feb. 28, 2025)   |
| Had 10 or more RBI in a game.....                   | (10) Danielle Gibson vs. SIUE (Feb 23, 2019)   |
| Walked three or more times in a game.....           | (4) Bri Ellis vs. #10 LSU (May 3, 2025)  |
| Stole three bases in a game.....                    | (3) Reagan Johnson vs. Illinois (March 1, 2025)  |
| Pitched a complete game shutout.....                | Payton Burnham, 7.0 IP, vs. #10 LSU (May 3, 2025)  |
| Had 10 or more strikeouts in a game.....            | (16) Robyn Herron at #7 Tennessee (March 22, 2025)   |
| Gave up 10 or more hits in a game.....              | 11, Hannah Camenzind vs. #3 Georgia (March 31, 2024)   |
| Gave up three or more home runs in a game.....      | (3) Chenise Delce vs. Florida State (Feb. 17, 2023)  |
| Threw a perfect game.....                           | Reis Beuerlein vs. Colorado State (April 18, 2024)   |
| Threw a 7-inning no hitter.....                     | Robyn Herron vs. Illinois State (Feb. 24, 2024)  |
| Threw a 5-inning no hitter.....                     | Robyn Herron vs. ULM (Feb. 16, 2025)   |

## HOGS RECORD WHEN...

| 2025<br>BY GAME            | Overall<br>40-11              | SEC<br>14-10 |
|----------------------------|-------------------------------|--------------|
| Home                       | 15-5                          | 7-5          |
| Away                       | 12-5                          | 7-5          |
| Neutral                    | 13-1                          | 0-0          |
| Day Games (< 5 pm.)        | 27-6                          | 8-5          |
| Night Games (> 5 pm.)      | 13-5                          | 6-5          |
| Ranked Opponents           | 11-11                         | 10-10        |
| Unranked Opponents         | 27-0                          | 3-0          |
| <b>BY OPPOSING STARTER</b> |                               |              |
| Left-handed                | 6-4                           | 1-4          |
| Right-handed               | 33-7                          | 12-7         |
| <b>BY ARKANSAS STARTER</b> |                               |              |
| 5+ inn.                    | 22-3                          | 9-3          |
| Less than 5 inn.           | 17-8                          | 5-7          |
| <b>BY SCORING/MARGIN</b>   |                               |              |
| Scoring first              | 32-5                          | 10-5         |
| Opp. scores first          | 8-6                           | 4-5          |
| One-run games              | 3-2                           | 2-2          |
| Two-run games              | 4-2                           | 2-2          |
| Three+ run games           | 33-7                          | 10-6         |
| Shutouts                   | 12-2                          | 2-2          |
| Extra innings              | 1-1                           | 1-1          |
| 0-2 runs                   | 2-5                           | 1-4          |
| 3-5 runs                   | 6-2                           | 3-2          |
| 6-9 runs                   | 15-2                          | 6-2          |
| 10+ runs                   | 15-1                          | 4-1          |
| Out-hit opp.               | 38-2                          | 13-2         |
| Out-hit by opp.            | 2-9                           | 1-8          |
| Equal hits                 | 0-0                           | 0-0          |
| Hitting a HR               | 31-5                          | 10-4         |
| Going homerless            | 9-3                           | 4-3          |
| Allowing a HR              | 13-10                         | 10-9         |
| Not allowing a HR          | 26-1                          | 4-1          |
| Errorless                  | 29-3                          | 11-3         |
| Error committed            | 10-5                          | 3-5          |
| 2+ Errors                  | 1-3                           | 0-3          |
| Opponent Errorless         | 8-3                           | 4-2          |
| Opponents 1+ Errors        | 32-6                          | 10-6         |
| <b>BY MONTH/DAY/GAME</b>   |                               |              |
| February                   | 16-1                          | 0-0          |
| March                      | 10-6                          | 6-6          |
| April                      | 10-3                          | 6-3          |
| May                        | 4-1                           | 2-1          |
| Monday                     | 1-1                           | 0-1          |
| Tuesday                    | 2-0                           | 0-0          |
| Wednesday                  | 1-0                           | 0-0          |
| Thursday                   | 5-0                           | 1-0          |
| Friday                     | 11-2                          | 3-2          |
| Saturday                   | 9-5                           | 3-3          |
| Sunday                     | 5-2                           | 2-2          |
| Game 1                     | 5-2                           | 5-2          |
| Game 2                     | 3-5                           | 3-5          |
| Game 3                     | 5-2                           | 5-2          |
| Game 4                     | 0-0                           | 0-0          |
| <b>BY TIME ZONE</b>        |                               |              |
| Central                    | 29-7                          | 10-7         |
| Eastern                    | 7-2                           | 4-2          |
| Mountain                   | 0-0                           | 0-0          |
| Pacific                    | 4-1                           | 0-0          |
| <b>BY UNIFORM</b>          |                               |              |
| White                      | 13-3                          | 5-3          |
| Cardinal                   | 9-4                           | 2-3          |
| Grey                       | 12-2                          | 3-2          |
| <b>LEADING AFTER</b>       |                               |              |
| Inn.                       | 1 2 3 4 5 6                   |              |
|                            | 19-3 25-1 31-2 32-2 23-1 16-0 |              |
| <b>TRAILING AFTER</b>      |                               |              |
| Inn.                       | 1 2 3 4 5 6                   |              |
|                            | 6-3 4-5 4-6 3-8 1-9 1-10      |              |
| <b>TIED AFTER</b>          |                               |              |
| Inn.                       | 1 2 3 4 5 6                   |              |
|                            | 12-3 8-3 3-2 5-1 2-1 3-1      |              |

## STAT LEADERS AND MISCELLANEOUS STATS

### 2025 MULTI-HIT GAMES

| Player         | 2   | 3  | 4 | 5+ | TOTAL |
|----------------|-----|----|---|----|-------|
| Ava Carter     | 1   | -  | - | -  | 1     |
| Kailey Wyckoff | 11  | 2  | - | -  | 13    |
| Bri Ellis      | 17  | 2  | - | -  | 19    |
| Reagan Johnson | 19  | 3  | - | -  | 22    |
| Courtney Day   | 10  | -  | - | -  | 10    |
| Karlie Davison | 7   | 2  | - | -  | 9     |
| Raigan Kramer  | 6   | 2  | - | -  | 8     |
| Kennedy Miller | 8   | -  | - | -  | 8     |
| Atalyia Rijo   | 11  | -  | - | -  | 11    |
| Ella McDowell  | 14  | 3  | 1 | -  | 18    |
| TEAM           | 106 | 13 | 0 | 0  | 119   |

### 2025 MULTI-RBI GAMES

| Player         | 2  | 3  | 4  | 5+ | TOTAL |
|----------------|----|----|----|----|-------|
| Kennedy Miller | 4  | 2  | -  | -  | 6     |
| Raigan Kramer  | 2  | -  | 2  | -  | 4     |
| Bri Ellis      | 6  | 7  | 4  | 2  | 19    |
| Atalyia Rijo   | 5  | 1  | 2  | -  | 8     |
| Ella McDowell  | 8  | 2  | 2  | 1  | 13    |
| Cam Harrison   | 1  | -  | -  | -  | 1     |
| Karlie Davison | 3  | -  | -  | -  | 2     |
| Reagan Johnson | 1  | -  | -  | -  | 1     |
| Kailey Wyckoff | 9  | 2  | -  | -  | 11    |
| Courtney Day   | 6  | 8  | 3  | 1  | 18    |
| Jayden Ramos   | 1  | 1  | -  | -  | 2     |
| Ava Carter     | -  | 1  | -  | -  | 1     |
| TEAM           | 44 | 24 | 13 | 4  | 72    |

### CAREER MULTI-HIT GAMES

| Player         | 2   | 3  | 4 | 5+ | TOTAL |
|----------------|-----|----|---|----|-------|
| Reagan Johnson | 51  | 11 | 3 | -  | 65    |
| Bri Ellis      | 40  | 6  | - | -  | 46    |
| Kailey Wyckoff | 29  | 11 | - | -  | 40    |
| Courtney Day   | 28  | 5  | - | -  | 33    |
| Raigan Kramer  | 20  | 3  | - | -  | 23    |
| Kennedy Miller | 20  | 2  | - | -  | 22    |
| Karlie Davison | 13  | 5  | - | -  | 18    |
| Atalyia Rijo   | 14  | 2  | - | -  | 16    |
| Ella McDowell  | 14  | 4  | - | -  | 18    |
| Ava Carter     | 1   | -  | - | -  | 1     |
| TEAM           | 234 | 47 | 3 | 0  | 265   |

### CAREER MULTI-RBI GAMES

| Player         | 2   | 3  | 4  | 5+ | TOTAL |
|----------------|-----|----|----|----|-------|
| Bri Ellis      | 29  | 23 | 7  | 2  | 61    |
| Courtney Day   | 19  | 14 | 5  | 3  | 41    |
| Kailey Wyckoff | 18  | 7  | 2  | -  | 27    |
| Raigan Kramer  | 11  | 1  | 5  | -  | 17    |
| Karlie Davison | 7   | 2  | 3  | 1  | 12    |
| Reagan Johnson | 9   | -  | -  | -  | 9     |
| Kennedy Miller | 7   | 7  | -  | -  | 14    |
| Ella McDowell  | 8   | 2  | 2  | 1  | 13    |
| Cam Harrison   | 1   | -  | -  | -  | 1     |
| Atalyia Rijo   | 7   | 2  | 2  | 1  | 12    |
| Jayden Ramos   | 1   | 1  | -  | -  | 2     |
| Ava Carter     | -   | 1  | -  | -  | 1     |
| TEAM           | 112 | 58 | 25 | 6  | 182   |

### HITTING STREAKS

| Player          | Long | Current | Career |
|-----------------|------|---------|--------|
| Reagan Johnson  | 10   | 2       | 10     |
| Bri Ellis       | 6    | 1       | 9      |
| Kennedy Miller  | 3    | -       | 6      |
| Raigan Kramer   | 5    | 1       | 6      |
| Courtney Day    | 6    | -       | 6      |
| Atalyia Rijo    | 7    | -       | 7      |
| Cam Harrison    | 2    | -       | 2      |
| Karlie Davison  | 4    | 1       | 4      |
| Jayden Ramos    | 3    | -       | 3      |
| Ava Carter      | 3    | -       | 3      |
| Carlee Ratcliff | 2    | -       | 2      |
| Ramsey Walker   | 1    | 1       | 1      |
| Kailey Wyckoff  | 11   | -       | 14     |
| Ella McDowell   | 7    | -       | 7      |

### REACHED-BASE STREAKS

| Player          | Long | Current | Career |
|-----------------|------|---------|--------|
| Bri Ellis       | 27   | 27      | 27     |
| Reagan Johnson  | 10   | 10      | 15     |
| Kennedy Miller  | 11   | -       | 12     |
| Raigan Kramer   | 14   | 10      | 17     |
| Atalyia Rijo    | 7    | -       | 7      |
| Courtney Day    | 14   | 14      | 14     |
| Cam Harrison    | 5    | -       | 5      |
| Kasey Wood      | 1    | 1       | 1      |
| Ramsey Walker   | 1    | 1       | 1      |
| Ava Carter      | 4    | -       | 4      |
| Carlee Ratcliff | 2    | -       | 2      |
| Karlie Davison  | 7    | 1       | 7      |
| Jayden Ramos    | 3    | -       | 2      |
| Kailey Wyckoff  | 17   | -       | 24     |
| Ella McDowell   | 15   | -       | 15     |

| SCORE BY INNINGS | 1  | 2  | 3  | 4  | 5  | 6  | 7  | EX | Total |
|------------------|----|----|----|----|----|----|----|----|-------|
| Arkansas         | 66 | 69 | 62 | 52 | 79 | 31 | 24 | 4  | 387   |
| Opponents        | 23 | 22 | 18 | 19 | 27 | 20 | 19 | 4  | 153   |



# Career Home Runs

## Karlle Davison

| No.     | Opponent              | Date    | RBI |
|---------|-----------------------|---------|-----|
| 17 (3)  | South Carolina        | 4/13/25 | 1   |
| 16 (2)  | Kentucky              | 3/28/25 | 1   |
| 15 (1)  | at Tennessee          | 3/23/25 | 2   |
| 14 (3)  | vs. UCLA              | 5/11/24 | 1   |
| 13 (2)  | Oregon                | 3/17/24 | 1   |
| 12 (1)  | at San Diego State    | 3/6/24  | 2   |
| 11 (11) | Ole Miss              | 5/21/23 | 2   |
| 10 (10) | Southern Illinois     | 5/19/23 | 3   |
| 9 (9)   | vs. UCLA              | 5/13/23 | 1   |
| 8 (8)   | vs. Cal               | 5/11/23 | 1   |
| 7 (7)   | at Oregon*            | 5/6/23  | 2   |
| 6 (6)   | at Oregon*            | 5/6/23  | 2   |
| 5 (5)   | at Oregon             | 5/5/23  | 1   |
| 4 (4)   | at Arizona            | 3/17/23 | 1   |
| 3 (3)   | vs. Oklahoma          | 2/25/23 | 1   |
| 2 (2)   | at UC-San Diego       | 2/11/23 | 2   |
| 1 (1)   | vs. Northern Colorado | 2/11/23 | 3   |

## Courtney Day

| No.     | Opponent              | Date    | RBI |
|---------|-----------------------|---------|-----|
| 41 (15) | LSU                   | 5/1/25  | 3   |
| 40 (14) | at Texas A&M          | 4/25/25 | 1   |
| 39 (13) | Colorado State        | 4/18/25 | 3   |
| 38 (12) | Kentucky              | 3/28/25 | 2   |
| 37 (11) | at Tennessee          | 3/23/25 | 1   |
| 36 (10) | at Tennessee          | 3/22/25 | 2   |
| 35 (9)  | Oklahoma              | 3/16/25 | 3   |
| 34 (8)  | Iowa                  | 3/1/25  | 3   |
| 33 (7)  | Illinois              | 2/28/25 | 4   |
| 32 (6)  | vs. LMU               | 2/21/25 | 2   |
| 31 (5)  | vs. Rutgers           | 2/20/25 | 3   |
| 30 (4)  | vs. ULM               | 2/14/25 | 3   |
| 29 (3)  | vs. Bradley*          | 2/8/25  | 2   |
| 28 (2)  | vs. Bradley*          | 2/8/25  | 2   |
| 27 (1)  | vs. Lipscomb          | 2/7/25  | 2   |
| 26 (7)  | vs. Texas Tech        | 3/26/23 | 2   |
| 25 (6)  | Wisconsin             | 3/11/23 | 2   |
| 24 (5)  | Louisiana             | 3/5/23  | 2   |
| 23 (4)  | Louisiana*            | 3/3/23  | 3   |
| 22 (3)  | Louisiana*            | 3/3/23  | 2   |
| 21 (2)  | Virginia Tech         | 2/24/23 | 2   |
| 20 (1)  | Lamar                 | 2/15/23 | 2   |
| 19 (12) | vs. Oklahoma State    | 6/6/22  | 3   |
| 18 (11) | vs. Oklahoma State    | 6/6/22  | 3   |
| 17 (10) | vs. Arizona           | 6/5/22  | 1   |
| 16 (9)  | at Texas Tech         | 4/30/22 | 1   |
| 15 (8)  | UT Arlington          | 4/6/22  | 1   |
| 14 (7)  | at Kansas             | 3/26/22 | 1   |
| 13 (6)  | Lamar                 | 3/22/22 | 1   |
| 12 (5)  | Nicholls*             | 3/12/22 | 2   |
| 11 (4)  | Nicholls*             | 3/12/22 | 1   |
| 10 (3)  | Minnesota             | 3/12/22 | 1   |
| 9 (2)   | at Florida Gulf Coast | 2/12/22 | 2   |
| 8 (1)   | at Florida Gulf Coast | 2/11/22 | 1   |
| 7 (2)   | at Iowa State         | 4/9/21  | 2   |
| 6 (1)   | at UT Arlington       | 4/7/21  | 2   |
| 5 (5)   | vs. Fresno State*     | 2/29/20 | 1   |
| 4 (4)   | vs. Fresno State*     | 2/29/20 | 1   |
| 3 (3)   | Lipscomb              | 2/21/20 | 1   |
| 2 (2)   | vs. Tennessee         | 2/14/20 | 1   |
| 1 (1)   | Lamar                 | 2/7/20  | 3   |

## Carlee Ratcliff

| No.   | Opponent     | Date    | RBI |
|-------|--------------|---------|-----|
| 1 (1) | UT Arlington | 2/25/24 | 2   |

## Ella McDowell

| No.   | Opponent          | Date    | RBI |
|-------|-------------------|---------|-----|
| 7 (7) | at Texas A&M      | 4/25/25 | 3   |
| 6 (6) | at Florida        | 4/5/25  | 2   |
| 5 (5) | Kentucky          | 3/30/25 | 1   |
| 4 (4) | Missouri State    | 3/2/25  | 2   |
| 3 (3) | Iowa              | 3/1/25  | 1   |
| 2 (2) | vs. Southern Miss | 2/15/25 | 1   |
| 1 (1) | at Texas State    | 2/6/25  | 1   |

## Jayden Ramos

| No.   | Opponent | Date   | RBI |
|-------|----------|--------|-----|
| 1 (1) | Illinois | 3/1/25 | 3   |

## Ataylia Rijo

| No.    | Opponent                 | Date    | RBI |
|--------|--------------------------|---------|-----|
| 10 (5) | South Carolina           | 4/13/25 | 2   |
| 9 (4)  | Central Arkansas         | 3/18/25 | 1   |
| 8 (3)  | Missouri State           | 3/2/25  | 4   |
| 7 (2)  | vs. Cal State Fullerton  | 2/20/25 | 2   |
| 6 (1)  | vs. ULM                  | 2/14/25 | 1   |
| 5 (5)  | at Missouri              | 5/7/23  | 4   |
| 4 (4)  | at WKU                   | 4/24/23 | 1   |
| 3 (3)  | at Kentucky              | 4/22/23 | 3   |
| 2 (2)  | Texas A&M Corpus Christi | 3/3/23  | 1   |
| 1 (1)  | vs. Baylor               | 2/12/23 | 1   |

## Bri Ellis

| No.     | Opponent                | Date    | RBI |
|---------|-------------------------|---------|-----|
| 74 (26) | Georgia                 | 5/7/8   | 4   |
| 73 (25) | LSU                     | 5/1/25  | 2   |
| 72 (24) | at Texas A&M*           | 4/26/25 | 2   |
| 71 (23) | at Texas A&M*           | 4/26/25 | 1   |
| 70 (22) | Colorado State          | 4/18/25 | 1   |
| 69 (21) | at Central Arkansas     | 4/15/25 | 1   |
| 68 (20) | at Florida              | 4/5/25  | 1   |
| 67 (19) | at Florida              | 4/4/25  | 3   |
| 66 (18) | Kentucky                | 3/28/25 | 1   |
| 65 (17) | at Tennessee            | 3/24/25 | 2   |
| 64 (16) | Central Arkansas        | 3/18/25 | 3   |
| 63 (15) | Oklahoma                | 3/16/25 | 2   |
| 62 (14) | Oklahoma                | 3/16/25 | 2   |
| 61 (13) | at Ole Miss             | 3/9/25  | 3   |
| 60 (12) | at Ole Miss             | 3/8/25  | 1   |
| 59 (11) | Iowa                    | 3/1/25  | 1   |
| 58 (10) | Illinois                | 2/28/25 | 2   |
| 57 (9)  | vs. UCLA                | 2/22/25 | 2   |
| 56 (8)  | vs. Baylor              | 2/22/25 | 3   |
| 55 (7)  | vs. Southern Miss       | 2/16/25 | 4   |
| 54 (6)  | vs. Southern Miss*      | 2/15/25 | 2   |
| 53 (5)  | vs. Southern Miss*      | 2/15/25 | 3   |
| 52 (4)  | at Louisiana Tech       | 2/14/25 | 2   |
| 51 (3)  | vs. Bradley             | 2/8/25  | 2   |
| 50 (2)  | vs. Lipscomb            | 2/6/25  | 2   |
| 49 (1)  | at Texas State          | 2/6/25  | 1   |
| 48 (14) | Alabama                 | 4/21/24 | 2   |
| 47 (13) | Missouri                | 4/5/24  | 2   |
| 46 (12) | at Georgia              | 3/30/24 | 3   |
| 45 (11) | Mississippi State       | 3/23/24 | 1   |
| 44 (10) | Auburn                  | 3/16/24 | 1   |
| 43 (9)  | Auburn                  | 3/16/24 | 3   |
| 42 (8)  | UNI                     | 3/9/24  | 1   |
| 41 (7)  | Florida Atlantic        | 3/1/24  | 1   |
| 40 (6)  | South Dakota State      | 2/29/24 | 2   |
| 39 (5)  | Wichita State           | 2/24/24 | 2   |
| 38 (4)  | Illinois State          | 2/24/24 | 1   |
| 37 (3)  | vs. Omaha               | 2/17/24 | 1   |
| 36 (2)  | vs. Long Beach State*   | 2/16/24 | 2   |
| 35 (1)  | vs. Long Beach State*   | 2/16/24 | 1   |
| 34 (14) | at Clemson              | 5/21/23 | 3   |
| 33 (13) | vs. Cal State Fullerton | 5/19/23 | 4   |
| 32 (12) | at Alabama              | 4/23/23 | 1   |
| 31 (11) | Jacksonville State      | 4/19/23 | 2   |
| 30 (10) | at Florida              | 4/8/23  | 3   |
| 29 (9)  | Ole Miss                | 3/31/23 | 1   |
| 28 (8)  | at Georgia              | 3/10/23 | 1   |
| 27 (7)  | Bowling Green           | 3/5/23  | 2   |
| 26 (6)  | Bowling Green           | 3/3/23  | 1   |
| 25 (5)  | Merrimack               | 2/25/23 | 1   |
| 24 (4)  | Merrimack               | 2/24/23 | 3   |
| 23 (3)  | Brown                   | 2/24/23 | 3   |
| 22 (2)  | UAB                     | 2/22/23 | 2   |
| 21 (1)  | Dayton                  | 2/18/23 | 1   |
| 20 (20) | vs. Louisiana*          | 5/20/22 | 1   |
| 19 (19) | vs. Louisiana*          | 5/20/22 | 2   |
| 18 (18) | at Mississippi State    | 4/24/22 | 1   |
| 17 (17) | at Mississippi State    | 4/22/22 | 2   |
| 16 (16) | Niagra                  | 4/15/22 | 2   |
| 15 (15) | Niagra                  | 4/15/22 | 1   |
| 14 (14) | Mercer                  | 4/13/22 | 1   |
| 13 (13) | at Arkansas             | 4/10/22 | 1   |

|         |                     |         |   |
|---------|---------------------|---------|---|
| 12 (12) | Alabama State       | 3/30/22 | 1 |
| 11 (11) | at Kentucky*        | 3/27/22 | 1 |
| 10 (10) | at Kentucky*        | 3/27/22 | 1 |
| 9 (9)   | South Carolina      | 3/20/22 | 1 |
| 8 (8)   | South Carolina      | 3/19/22 | 2 |
| 7 (7)   | Texas A&M           | 3/13/22 | 2 |
| 6 (6)   | North Carolina AT&T | 3/5/22  | 1 |
| 5 (5)   | Syracuse            | 2/27/22 | 2 |
| 4 (4)   | vs. Texas           | 2/18/22 | 3 |
| 3 (3)   | vs. Texas Tech      | 2/17/22 | 3 |
| 2 (2)   | UMass Lowell        | 2/13/22 | 1 |
| 1 (1)   | St. John's          | 2/12/22 | 2 |

## Raigan Kramer

| No.    | Opponent             | Date    | RBI |
|--------|----------------------|---------|-----|
| 12 (2) | vs. Tennessee        | 5/8/25  | 4   |
| 11 (1) | vs. Lipscomb         | 2/6/26  | 3   |
| 10 (3) | at Georgia           | 4/1/24  | 1   |
| 9 (2)  | South Alabama        | 3/9/24  | 2   |
| 8 (1)  | UNI                  | 3/9/24  | 1   |
| 7 (7)  | Harvard              | 5/19/23 | 4   |
| 6 (6)  | UAB                  | 4/16/23 | 3   |
| 5 (5)  | at Mississippi State | 4/2/23  | 2   |
| 4 (4)  | North Texas          | 3/5/23  | 3   |
| 3 (3)  | Iowa State           | 3/4/23  | 3   |
| 2 (2)  | Iowa State           | 3/4/23  | 1   |
| 1 (1)  | vs. Indiana          | 2/18/23 | 2   |

## Kennedy Miller


| No.    | Opponent            | Date    | RBI |
|--------|---------------------|---------|-----|
| 12 (4) | LSU                 | 5/1/25  | 3   |
| 11 (3) | Colorado State      | 4/18/25 | 3   |
| 10 (2) | vs. LMU             | 2/21/25 | 1   |
| 9 (1)  | at Louisiana Tech   | 2/14/25 | 1   |
| 8 (8)  | Ole Miss            | 5/4/24  | 1   |
| 7 (7)  | at Central Arkansas | 4/30/24 | 2   |
| 6 (6)  | at Auburn*          | 3/16/24 | 1   |
| 5 (5)  | at Auburn*          | 3/16/24 | 2   |
| 4 (4)  | UNI                 | 3/10/24 | 2   |
| 3 (3)  | South Dakota State  | 3/2/24  | 3   |
| 2 (2)  | Florida Atlantic*   | 3/1/24  | 1   |
| 1 (1)  | Florida Atlantic*   | 3/1/24  | 2   |

## Kailey Wyckoff

| No.    | Opponent         | Date    | RBI |
|--------|------------------|---------|-----|
| 21 (5) | LSU              | 5/1/25  | 2   |
| 20 (4) | Central Arkansas | 3/18/25 | 1   |
| 19 (3) | Iowa             | 2/28/25 | 2   |
| 18 (2) | vs. Rutgers      | 2/20/25 | 1   |
| 17 (1) | at Texas State   | 2/6/25  | 1   |
| 16 (7) | vs. Iowa State*  | 5/8/24  | 1   |
| 15 (6) | vs. Iowa State*  | 5/8/24  | 3   |
| 14 (5) | Kansas           | 4/12/24 | 1   |
| 13 (4) | UCF              | 3/30/24 | 3   |
| 12 (3) | Oklahoma         | 3/16/24 | 1   |
| 11 (2) | New Mexico       | 3/12/24 | 3   |
| 10 (1) | at BYU           | 3/9/24  | 1   |
| 9 (9)  | Baylor           | 4/15/23 | 1   |
| 8 (8)  | Iowa State       | 4/2/23  | 1   |
| 7 (7)  | Iowa State       | 4/1/23  | 2   |
| 6 (6)  | vs. Rider        | 3/17/23 | 2   |
| 5 (5)  | Manhattan        | 3/10/23 | 1   |
| 4 (4)  | vs. Santa Clara  | 2/19/23 | 1   |
| 3 (3)  | at UTEP*         | 2/18/23 | 2   |
| 2 (2)  | at UTEP*         | 2/18/23 | 1   |
| 1 (1)  | at UTEP          | 2/17/23 | 1   |

\* - Denotes Multi-HR game

# ARKANSAS SEASON STATS



## 2025 Arkansas Season Stats Overall Statistics for Arkansas (as of May 08, 2025) (All games Sorted by Batting avg)



Record: 40-11 Home: 15-5 Away: 12-5 Neutral: 13-1 : 14-10

| Player             | avg  | gp-gs | ab   | r   | h   | 2b | 3b | hr | rbi | tb  | slg%  | bb  | hp | so  | gdp | ob%  | sf | sh | sb-att | po  | a   | e  | fld%  |
|--------------------|------|-------|------|-----|-----|----|----|----|-----|-----|-------|-----|----|-----|-----|------|----|----|--------|-----|-----|----|-------|
| 77 Bri Ellis       | .492 | 51-51 | 118  | 61  | 58  | 9  | 0  | 26 | 72  | 145 | 1.229 | 58  | 10 | 13  | 0   | .663 | 4  | 0  | 3-3    | 285 | 9   | 4  | .987  |
| 23 Reagan Johnson  | .367 | 51-51 | 177  | 49  | 65  | 5  | 2  | 0  | 11  | 74  | .418  | 25  | 2  | 20  | 0   | .449 | 1  | 1  | 19-21  | 72  | 2   | 0  | 1.000 |
| 6 Ella McDowell    | .356 | 51-51 | 160  | 35  | 57  | 8  | 1  | 7  | 47  | 88  | .550  | 17  | 3  | 10  | 2   | .423 | 2  | 0  | 2-2    | 41  | 72  | 3  | .974  |
| 46 Kailey Wyckoff  | .327 | 51-51 | 159  | 43  | 52  | 14 | 0  | 5  | 41  | 81  | .509  | 23  | 4  | 26  | 0   | .414 | 5  | 0  | 1-1    | 90  | 7   | 2  | .980  |
| 7 Courtney Day     | .325 | 47-46 | 123  | 31  | 40  | 10 | 1  | 16 | 62  | 100 | .813  | 28  | 6  | 14  | 4   | .463 | 3  | 1  | 0-0    | 2   | 0   | 0  | 1.000 |
| 1 Raigan Kramer    | .305 | 51-50 | 128  | 47  | 39  | 6  | 0  | 2  | 24  | 51  | .398  | 42  | 4  | 16  | 1   | .480 | 3  | 2  | 2-3    | 76  | 0   | 1  | .987  |
| 26 Atalyia Rijo    | .293 | 50-49 | 133  | 24  | 39  | 10 | 2  | 5  | 34  | 68  | .511  | 12  | 7  | 18  | 1   | .374 | 3  | 5  | 1-1    | 63  | 62  | 5  | .962  |
| 14 Karlie Davison  | .246 | 51-51 | 130  | 29  | 32  | 8  | 2  | 3  | 17  | 53  | .408  | 11  | 8  | 19  | 0   | .338 | 2  | 2  | 5-5    | 69  | 86  | 2  | .987  |
| 17 Kennedy Miller  | .226 | 48-47 | 115  | 17  | 26  | 3  | 0  | 4  | 24  | 41  | .357  | 13  | 6  | 14  | 1   | .333 | 1  | 2  | 1-1    | 239 | 31  | 2  | .993  |
| -----              |      |       |      |     |     |    |    |    |     |     |       |     |    |     |     |      |    |    |        |     |     |    |       |
| 25 Cam Harrison    | .455 | 24-6  | 11   | 0   | 5   | 3  | 0  | 0  | 4   | 8   | .727  | 4   | 0  | 1   | 0   | .600 | 0  | 0  | 0-0    | 1   | 6   | 0  | 1.000 |
| 34 Jayden Ramos    | .375 | 15-1  | 16   | 2   | 6   | 1  | 0  | 1  | 8   | 10  | .625  | 1   | 1  | 1   | 1   | .421 | 1  | 0  | 0-0    | 0   | 0   | 0  | .000  |
| 21 Ava Carter      | .357 | 23-5  | 14   | 11  | 5   | 1  | 2  | 0  | 6   | 10  | .714  | 3   | 0  | 3   | 0   | .444 | 1  | 0  | 0-0    | 2   | 0   | 0  | 1.000 |
| 15 Spencer Prigge  | .286 | 9-2   | 7    | 3   | 2   | 0  | 0  | 0  | 0   | 2   | .286  | 5   | 1  | 0   | 0   | .615 | 0  | 0  | 1-1    | 0   | 3   | 0  | 1.000 |
| 28 Carlee Ratcliff | .235 | 18-2  | 17   | 1   | 4   | 1  | 0  | 0  | 2   | 5   | .294  | 4   | 2  | 4   | 0   | .435 | 0  | 0  | 0-0    | 2   | 0   | 0  | 1.000 |
| 16 Ramsey Walker   | .143 | 43-1  | 7    | 7   | 1   | 0  | 0  | 0  | 2   | 1   | .143  | 1   | 0  | 2   | 0   | .222 | 1  | 0  | 0-0    | 7   | 0   | 1  | .875  |
| 12 Payton Burnham  | .000 | 29-16 | 8    | 0   | 0   | 0  | 0  | 0  | 1   | 0   | .000  | 0   | 0  | 1   | 1   | .000 | 1  | 0  | 0-0    | 2   | 9   | 2  | .846  |
| 9 Rylee Cloud      | .000 | 8-1   | 7    | 3   | 0   | 0  | 0  | 0  | 0   | 0   | .000  | 2   | 0  | 2   | 0   | .222 | 0  | 1  | 0-0    | 0   | 3   | 0  | 1.000 |
| 13 Kasey Wood      | .000 | 27-0  | 2    | 13  | 0   | 0  | 0  | 0  | 0   | 0   | .000  | 1   | 0  | 2   | 0   | .333 | 0  | 0  | 0-0    | 0   | 2   | 0  | 1.000 |
| 45 Jayden Wells    | .000 | 15-0  | 1    | 11  | 0   | 0  | 0  | 0  | 0   | 0   | .000  | 0   | 0  | 0   | 0   | .000 | 0  | 0  | 0-0    | 0   | 0   | 0  | .000  |
| 99 Lexi King       | .000 | 10-0  | 0    | 0   | 0   | 0  | 0  | 0  | 0   | 0   | .000  | 0   | 0  | 0   | 0   | .000 | 0  | 0  | 0-0    | 0   | 2   | 0  | 1.000 |
| 4 Reis Beuerlein   | .000 | 17-8  | 0    | 0   | 0   | 0  | 0  | 0  | 0   | 0   | .000  | 0   | 0  | 0   | 0   | .000 | 0  | 0  | 0-0    | 0   | 5   | 0  | 1.000 |
| 11 Robyn Herron    | .000 | 29-21 | 0    | 0   | 0   | 0  | 0  | 0  | 0   | 0   | .000  | 0   | 0  | 0   | 0   | .000 | 0  | 0  | 0-0    | 3   | 13  | 0  | 1.000 |
| Totals             | .323 | 51    | 1333 | 387 | 431 | 79 | 10 | 69 | 355 | 737 | .553  | 250 | 54 | 166 | 11  | .441 | 28 | 14 | 35-38  | 954 | 312 | 22 | .983  |
| Opponents          | .213 | 51    | 1168 | 154 | 249 | 36 | 3  | 30 | 143 | 381 | .326  | 161 | 26 | 317 | 16  | .319 | 10 | 13 | 26-32  | 913 | 304 | 64 | .950  |

## (All games Sorted by Earned run avg)

| Player            | era  | w-l   | app | gs | cg | sho  | sv | ip    | h   | r   | er  | bb  | so  | 2b | 3b | hr | b/avg | wp | hp | bk | sfa | sha |
|-------------------|------|-------|-----|----|----|------|----|-------|-----|-----|-----|-----|-----|----|----|----|-------|----|----|----|-----|-----|
| 7 Courtney Day    | 0.00 | 0-0   | 1   | 0  | 0  | 0/0  | 0  | 1.0   | 1   | 0   | 0   | 0   | 1   | 0  | 0  | 0  | .250  | 0  | 0  | 0  | 0   | 0   |
| 11 Robyn Herron   | 2.32 | 17-5  | 29  | 21 | 10 | 3/2  | 3  | 126.2 | 85  | 55  | 42  | 65  | 147 | 14 | 1  | 10 | .186  | 11 | 14 | 0  | 3   | 1   |
| 12 Payton Burnham | 2.61 | 13-2  | 24  | 16 | 3  | 2/3  | 3  | 94.0  | 80  | 40  | 35  | 39  | 77  | 10 | 0  | 9  | .226  | 4  | 6  | 0  | 0   | 5   |
| 99 Lexi King      | 2.69 | 3-1   | 10  | 0  | 0  | 0/5  | 0  | 13.0  | 15  | 5   | 5   | 2   | 3   | 3  | 0  | 1  | .283  | 0  | 1  | 0  | 0   | 0   |
| 25 Cam Harrison   | 3.66 | 4-2   | 18  | 6  | 0  | 0/1  | 3  | 44.0  | 37  | 24  | 23  | 31  | 46  | 4  | 2  | 6  | .236  | 7  | 2  | 0  | 3   | 5   |
| 4 Reis Beuerlein  | 4.63 | 3-1   | 17  | 8  | 1  | 1/1  | 0  | 39.1  | 31  | 30  | 26  | 24  | 43  | 5  | 0  | 4  | .215  | 2  | 3  | 0  | 4   | 2   |
| Totals            | 2.88 | 40-11 | 51  | 51 | 14 | 12/6 | 9  | 318.0 | 249 | 154 | 131 | 161 | 317 | 36 | 3  | 30 | .213  | 24 | 26 | 0  | 10  | 13  |
| Opponents         | 7.25 | 11-40 | 51  | 51 | 13 | 2/0  | 3  | 304.1 | 431 | 387 | 315 | 250 | 166 | 79 | 10 | 69 | .323  | 24 | 54 | 0  | 28  | 14  |

# ARKANSAS SEC ONLY SEASON STATS (2024)



## 2025 Arkansas Season Stats Conference statistics for Arkansas (as of May 03, 2025) ( games only Sorted by Batting avg)



Record: 14-10 Home: 7-5 Away: 7-5 : 14-10

| Player             | avg  | gp-gs | ab  | r   | h   | 2b | 3b | hr | rbi | tb  | slg% | bb  | hp | so  | gdp | ob%  | sf | sh | sb-att | po  | a   | e  | fld%  |
|--------------------|------|-------|-----|-----|-----|----|----|----|-----|-----|------|-----|----|-----|-----|------|----|----|--------|-----|-----|----|-------|
| 77 Bri Ellis       | .397 | 24-24 | 58  | 26  | 23  | 1  | 0  | 11 | 29  | 57  | .983 | 27  | 7  | 12  | 0   | .606 | 2  | 0  | 2-2    | 124 | 7   | 0  | 1.000 |
| 23 Reagan Johnson  | .381 | 24-24 | 84  | 20  | 32  | 1  | 0  | 0  | 5   | 33  | .393 | 17  | 1  | 14  | 0   | .490 | 0  | 0  | 4-5    | 47  | 2   | 0  | 1.000 |
| 6 Ella McDowell    | .366 | 24-24 | 82  | 15  | 30  | 3  | 1  | 3  | 25  | 44  | .537 | 8   | 2  | 7   | 2   | .435 | 0  | 0  | 0-0    | 25  | 28  | 2  | .964  |
| 46 Kailey Wyckoff  | .272 | 24-24 | 81  | 14  | 22  | 8  | 0  | 1  | 18  | 33  | .407 | 10  | 2  | 17  | 0   | .362 | 1  | 0  | 0-0    | 21  | 1   | 1  | .957  |
| 7 Courtney Day     | .266 | 22-22 | 64  | 13  | 17  | 4  | 0  | 6  | 21  | 39  | .609 | 11  | 4  | 10  | 2   | .400 | 1  | 1  | 0-0    | 1   | 0   | 0  | 1.000 |
| 26 Atalyia Rijo    | .254 | 24-24 | 71  | 7   | 18  | 5  | 1  | 1  | 12  | 28  | .394 | 5   | 2  | 8   | 1   | .313 | 2  | 4  | 0-0    | 38  | 29  | 4  | .944  |
| 1 Raigan Kramer    | .236 | 24-24 | 72  | 19  | 17  | 2  | 0  | 0  | 6   | 19  | .264 | 24  | 2  | 14  | 0   | .439 | 0  | 1  | 0-0    | 50  | 0   | 1  | .980  |
| 14 Karlie Davison  | .208 | 24-24 | 72  | 9   | 15  | 2  | 1  | 3  | 6   | 28  | .389 | 2   | 5  | 15  | 0   | .275 | 1  | 2  | 0-0    | 40  | 50  | 1  | .989  |
| 17 Kennedy Miller  | .158 | 24-23 | 57  | 4   | 9   | 0  | 0  | 1  | 8   | 12  | .211 | 4   | 4  | 8   | 1   | .258 | 1  | 1  | 0-0    | 128 | 17  | 1  | .993  |
| -----              |      |       |     |     |     |    |    |    |     |     |      |     |    |     |     |      |    |    |        |     |     |    |       |
| 25 Cam Harrison    | .500 | 11-2  | 4   | 0   | 2   | 0  | 0  | 0  | 1   | 2   | .500 | 1   | 0  | 1   | 0   | .600 | 0  | 0  | 0-0    | 0   | 1   | 0  | 1.000 |
| 28 Carlee Ratcliff | .222 | 9-1   | 9   | 0   | 2   | 0  | 0  | 0  | 0   | 2   | .222 | 2   | 1  | 2   | 0   | .417 | 0  | 0  | 0-0    | 0   | 0   | 0  | .000  |
| 34 Jayden Ramos    | .000 | 2-1   | 4   | 0   | 0   | 0  | 0  | 0  | 0   | 0   | .000 | 0   | 0  | 0   | 1   | .000 | 0  | 0  | 0-0    | 0   | 0   | 0  | .000  |
| 21 Ava Carter      | .000 | 9-1   | 2   | 3   | 0   | 0  | 0  | 0  | 0   | 0   | .000 | 0   | 0  | 2   | 0   | .000 | 0  | 0  | 0-0    | 1   | 0   | 0  | 1.000 |
| 12 Payton Burnham  | .000 | 13-8  | 1   | 0   | 0   | 0  | 0  | 0  | 0   | 0   | .000 | 0   | 0  | 0   | 0   | .000 | 0  | 0  | 0-0    | 2   | 4   | 1  | .857  |
| 16 Ramsey Walker   | .000 | 21-0  | 1   | 3   | 0   | 0  | 0  | 0  | 0   | 0   | .000 | 0   | 0  | 0   | 0   | .000 | 0  | 0  | 0-0    | 4   | 0   | 1  | .800  |
| 45 Jayden Wells    | .000 | 4-0   | 0   | 4   | 0   | 0  | 0  | 0  | 0   | 0   | .000 | 0   | 0  | 0   | 0   | .000 | 0  | 0  | 0-0    | 0   | 0   | 0  | .000  |
| 99 Lexi King       | .000 | 2-0   | 0   | 0   | 0   | 0  | 0  | 0  | 0   | 0   | .000 | 0   | 0  | 0   | 0   | .000 | 0  | 0  | 0-0    | 0   | 0   | 0  | .000  |
| 4 Reis Beuerlein   | .000 | 9-3   | 0   | 0   | 0   | 0  | 0  | 0  | 0   | 0   | .000 | 0   | 0  | 0   | 0   | .000 | 0  | 0  | 0-0    | 0   | 3   | 0  | 1.000 |
| 13 Kasey Wood      | .000 | 10-0  | 0   | 5   | 0   | 0  | 0  | 0  | 0   | 0   | .000 | 0   | 0  | 0   | 0   | .000 | 0  | 0  | 0-0    | 0   | 0   | 0  | .000  |
| 11 Robyn Herron    | .000 | 18-11 | 0   | 0   | 0   | 0  | 0  | 0  | 0   | 0   | .000 | 0   | 0  | 0   | 0   | .000 | 0  | 0  | 0-0    | 3   | 8   | 0  | 1.000 |
| Totals             | .282 | 24    | 662 | 142 | 187 | 26 | 3  | 26 | 131 | 297 | .449 | 111 | 30 | 110 | 7   | .404 | 8  | 9  | 6-7    | 484 | 150 | 12 | .981  |
| Opponents          | .256 | 24    | 622 | 116 | 159 | 26 | 1  | 25 | 111 | 262 | .421 | 117 | 14 | 134 | 10  | .382 | 6  | 6  | 20-24  | 478 | 146 | 28 | .957  |

## ( games only Sorted by Earned run avg)

| Player            | era   | w-l   | app | gs | cg | sho | sv | ip    | h   | r   | er  | bb  | so  | 2b | 3b | hr | b/avg | wp | hp | bks | sfa | sha |
|-------------------|-------|-------|-----|----|----|-----|----|-------|-----|-----|-----|-----|-----|----|----|----|-------|----|----|-----|-----|-----|
| 11 Robyn Herron   | 3.41  | 7-5   | 18  | 11 | 5  | 0/1 | 3  | 76.0  | 63  | 47  | 37  | 51  | 78  | 10 | 0  | 9  | .223  | 6  | 11 | 0   | 2   | 1   |
| 12 Payton Burnham | 3.66  | 6-1   | 13  | 8  | 1  | 1/1 | 2  | 51.2  | 55  | 32  | 27  | 30  | 30  | 10 | 0  | 8  | .268  | 3  | 1  | 0   | 0   | 3   |
| 4 Reis Beuerlein  | 5.35  | 0-1   | 9   | 3  | 0  | 0/0 | 0  | 17.0  | 13  | 15  | 13  | 18  | 12  | 2  | 0  | 2  | .210  | 1  | 1  | 0   | 2   | 0   |
| 25 Cam Harrison   | 7.88  | 1-2   | 8   | 2  | 0  | 0/0 | 0  | 16.0  | 24  | 18  | 18  | 17  | 14  | 2  | 1  | 5  | .364  | 4  | 1  | 0   | 2   | 2   |
| -----             |       |       |     |    |    |     |    |       |     |     |     |     |     |    |    |    |       |    |    |     |     |     |
| 99 Lexi King      | 42.00 | 0-1   | 2   | 0  | 0  | 0/0 | 0  | 0.2   | 4   | 4   | 4   | 1   | 0   | 2  | 0  | 1  | .667  | 0  | 0  | 0   | 0   | 0   |
| Totals            | 4.30  | 14-10 | 24  | 24 | 6  | 2/1 | 5  | 161.1 | 159 | 116 | 99  | 117 | 134 | 26 | 1  | 25 | .256  | 14 | 14 | 0   | 6   | 6   |
| Opponents         | 4.96  | 10-14 | 24  | 24 | 6  | 2/0 | 3  | 159.1 | 187 | 142 | 113 | 111 | 110 | 26 | 3  | 26 | .282  | 11 | 30 | 0   | 8   | 9   |



## RESULTS

| DATE           | OPPONENT               | RESULT | SCORE    | OVERALL | CONFERENCE | PITCHER OF RECORD  | ATTENDANCE | TIME |
|----------------|------------------------|--------|----------|---------|------------|--------------------|------------|------|
| Feb. 6, 2025   | at Texas State         | W      | 3-1      | 1-0-0   | 0-0        | Herron (W, 1-0)    | 791        | 2:05 |
| Feb 7, 2025    | vs Lipscomb            | W      | 23-0 (5) | 2-0-0   | 0-0-0      | Beuerlein (W 1-0)  | 781        | 2:08 |
| Feb 7, 2025    | vs Bradley             | W      | 3-1      | 3-0-0   | 0-0-0      | Burnham (W 1-0)    | 781        | 1:51 |
| Feb 8, 2025    | vs Bradley             | W      | 9-1 (6)  | 4-0-0   | 0-0-0      | King (W 1-0)       | 991        | 2:00 |
| Feb 8, 2025    | vs San Diego           | W      | 2-1      | 5-0-0   | 0-0-0      | Burnham (W 2-0)    | 991        | 2:00 |
| Feb. 14, 2025  | vs. ULM                | W      | 11-2 (6) | 6-0-0   | 0-0-0      | Burnham (W 3-0)    | 328        | 2:30 |
| Feb. 14, 2025  | at LA Tech             | W      | 9-1 (5)  | 7-0-0   | 0-0-0      | Herron (W 2-0)     | 770        | 1:34 |
| Feb. 15, 2025  | vs. Southern Miss      | W      | 12-4 (6) | 8-0-0   | 0-0-0      | King (W, 2-0)      | 278        | 2:08 |
| Feb 16, 2025   | vs Southern Miss       | W      | 12-3 (5) | 9-0-0   | 0-0-0      | Harrison (W, 1-0)  | 183        | 2:04 |
| Feb 16, 2025   | vs ULM                 | W      | 10-0 (5) | 10-0-0  | 0-0-0      | Herron (W, 3-0)    | 274        | 1:27 |
| Feb 20, 2025   | vs Rutgers             | W      | 10-0 (5) | 11-0-0  | 0-0-0      | Burnham (W, 4-0)   | 143        | 2:07 |
| Feb 20, 2025   | vs Cal State Fullerton | W      | 10-0 (5) | 12-0-0  | 0-0-0      | Herron (W, 4-0)    | 567        | 1:36 |
| Feb. 21, 2025  | vs. Loyola Marymount   | W      | 6-2      | 13-0-0  | 0-0-0      | Harrison (W, 2-0)  | 598        | 2:00 |
| Feb. 22, 2025  | vs. Baylor             | W      | 8-0 (5)  | 14-0-0  | 0-0-0      | Herron (W, 5-0)    | 646        | 1:35 |
| Feb. 22, 2025  | vs. #4 UCLA            | L      | 9-1 (6)  | 14-1-0  | 0-0-0      | Burnham (W, 4-1)   | 1,328      | 1:40 |
| Feb 28, 2025   | IOWA                   | W      | 9-0 (5)  | 15-1-0  | 0-0-0      | Herron (W, 6-0)    | 2,545      | 2:10 |
| Feb 28, 2025   | ILLINOIS               | W      | 12-4 (6) | 16-1-0  | 0-0-0      | Beuerlein (W, 2-0) | 2,545      | 2:00 |
| Mar 01, 2025   | IOWA                   | W      | 12-0 (5) | 17-1-0  | 0-0-0      | Harrison (W, 3-0)  | 2,881      | 1:40 |
| Mar 01, 2025   | ILLINOIS               | W      | 10-1 (6) | 18-1-0  | 0-0-0      | Burnham (W, 5-1)   | 2,881      | 2:00 |
| Mar 02, 2025   | MISSOURI STATE         | W      | 13-2 (5) | 19-1-0  | 0-0-0      | King (W, 3-0)      | 1,49       | 1:49 |
| * Mar 07, 2025 | at #25 Ole Miss        | L      | 1-9 (6)  | 19-2-0  | 0-1-0      | Herron (L, 6-1)    | 902        | 2:11 |
| * Mar 08, 2025 | at #25 Ole Miss        | L      | 3-9      | 19-3-0  | 0-2-0      | Burnham (L, 5-2)   | 1,160      | 2:28 |
| * Mar 09, 2025 | at #25 Ole Miss        | W      | 20-3 (5) | 20-3-0  | 1-2-0      | Herron (W, 7-1)    | 969        | 2:13 |
| * Mar 15, 2025 | #1 OKLAHOMA-1          | L      | 0-7      | 20-4-0  | 1-3-0      | Herron (L, 7-2)    | 3,124      | 2:12 |
| * Mar 15, 2025 | #1 OKLAHOMA-2          | L      | 4-6      | 20-5-0  | 1-4-0      | Herron (L, 7-3)    | 3,178      | 2:24 |
| * Mar 16, 2025 | #1 OKLAHOMA            | L      | 7-10     | 20-6-0  | 1-5-0      | King (L, 3-1)      | 3,143      | 2:35 |
| Mar 18, 2025   | UCA                    | W      | 6-3      | 21-6-0  | 1-5-0      | Herron (W, 8-3)    | 2,392      | 1:49 |
| * Mar 22, 2025 | at #7 Tennessee        | W      | 6-3 (8)  | 22-6-0  | 2-5-0      | Herron (W, 9-3)    | 2,062      | 2:41 |
| * Mar 23, 2025 | at #7 Tennessee        | W      | 9-0      | 23-6-0  | 3-5-0      | Burnham (W, 6-2)   | 2,040      | 2:21 |
| * Mar 24, 2025 | at #7 Tennessee        | L      | 2-3      | 23-7-0  | 3-6-0      | Harrison (L, 3-1)  | 1,746      | 1:58 |
| * Mar 28, 2025 | KENTUCKY               | W      | 5-3      | 24-7-0  | 4-6-0      | Burnham (W, 6-2)   | 2,945      | 2:18 |
| * Mar 29, 2025 | KENTUCKY               | W      | 10-2 (5) | 25-7-0  | 5-6-0      | Herron (W, 10-3)   | 3,554      | 1:38 |
| * Mar 30, 2025 | KENTUCKY               | W      | 2-1      | 26-7-0  | 6-6-0      | Burnham (W, 8-2)   | 2,679      | 2:01 |
| * Apr 04, 2025 | at #3 Florida          | W      | 4-1      | 27-7-0  | 7-6-0      | Herron (W, 11-3)   | 1,890      | 2:07 |
| * Apr 05, 2025 | at #3 Florida          | L      | 7-10 (9) | 27-8-0  | 7-7-0      | Herron (L, 11-4)   | 1,971      | 3:34 |
| * Apr 06, 2025 | at #3 Florida          | W      | 9-5      | 28-8-0  | 8-7-0      | Harrison (W, 4-1)  | 1,907      | 2:26 |
| Apr 07, 2025   | at North Florida       | W      | 14-0 (5) | 29-8-0  | 8-7-0      | Burnham (W, 9-2)   | 177        | 1:50 |
| * Apr 11, 2025 | #11 SOUTH CAROLINA     | W      | 10-2 (6) | 30-8-0  | 9-7-0      | Herron (W, 12-4)   | 2,958      | 2:08 |
| * Apr 12, 2025 | #11 SOUTH CAROLINA     | L      | 4-5      | 30-9-0  | 9-8-0      | Harrison (L, 4-2)  | 3,535      | 2:08 |
| * Apr 13, 2025 | #11 SOUTH CAROLINA     | W      | 5-4      | 31-9-0  | 10-8-0     | Herron (W, 13-4)   | 2,867      | 2:21 |
| Apr 15, 2025   | at UCA                 | W      | 7-0      | 32-9-0  | 10-8-0     | Burnham (W, 10-2)  | 1,130      | 1:55 |
| Apr 18, 2025   | COLORADO STATE-1       | W      | 14-1 (5) | 33-9-0  | 10-8-0     | Herron (W, 14-4)   | 2,820      | 1:43 |
| Apr 18, 2025   | COLORADO STATE-2       | W      | 8-0 (5)  | 34-9-0  | 10-8-0     | Beuerlein (W, 3-0) | 2,820      | 1:33 |
| * Apr 25, 2025 | at #1/2 Texas A&M      | W      | 7-5      | 35-9-0  | 11-8-0     | Herron (W, 15-4)   | 2,332      | 2:13 |
| * Apr 26, 2025 | at #1/2 Texas A&M      | W      | 7-4      | 36-9-0  | 12-8-0     | Burnham (W, 11-2)  | 2,418      | 2:22 |
| * Apr 27, 2025 | at #1/2 Texas A&M      | L      | 0-2      | 36-10-0 | 12-9-0     | Beuerlein (L, 3-1) | 2,282      | 1:44 |
| * May 01, 2025 | #10 LSU                | W      | 12-9     | 37-10-0 | 13-9-0     | Burnham (W, 12-2)  | 2897       | 3:07 |
| * May 02, 2025 | #10 LSU                | L      | 2-13     | 37-11-0 | 13-10-0    | Herron (L, 15-5)   | 3689       | 2:37 |
| * May 03, 2025 | #10 LSU                | W      | 6-0      | 38-11-0 | 14-10-0    | Burnham (W, 13-2)  | 3803       | 1:47 |
| May 07, 2025   | at Georgia             | W      | 5-1      | 39-11-0 | 14-10-0    | Herron (W, 16-5)   | 1984       | 2:02 |
| May 08, 2025   | vs #4 Tennessee        | W      | 6-1      | 40-11-0 | 14-10-0    | Herron (W, 17-5)   | 1958       | 1:56 |

\* = Conference game  
( ) extra inning game

# ARKANSAS GAME-BY-GAME TEAM STATS

## BATTING

| Date    | Opponent               | ab   | r   | h   | rbi | 2b | 3b | hr | tb  | bb  | ibb | sb | cs | hbp | sac | sf | gdp | k   | po  | a   | e  | lob  | avg  |
|---------|------------------------|------|-----|-----|-----|----|----|----|-----|-----|-----|----|----|-----|-----|----|-----|-----|-----|-----|----|------|------|
| Feb 06  | at Texas State         | 25   | 3   | 5   | 3   | 0  | 0  | 3  | 14  | 1   | 0   | 0  | 0  | 0   | 0   | 0  | 0   | 3   | 21  | 6   | 1  | 2    | .200 |
| Feb 07  | vs Lipscomb            | 30   | 23  | 17  | 21  | 6  | 2  | 3  | 36  | 11  | 0   | 1  | 0  | 2   | 0   | 3  | 0   | 1   | 15  | 7   | 0  | 8    | .400 |
| Feb 07  | vs Bradley             | 22   | 3   | 5   | 3   | 1  | 0  | 0  | 6   | 2   | 0   | 2  | 0  | 1   | 0   | 2  | 0   | 1   | 21  | 5   | 0  | 6    | .351 |
| Feb 08  | vs Bradley             | 28   | 9   | 9   | 9   | 2  | 0  | 3  | 20  | 8   | 0   | 4  | 0  | 1   | 0   | 0  | 0   | 1   | 18  | 11  | 0  | 10   | .343 |
| Feb 08  | vs San Diego           | 21   | 2   | 4   | 2   | 0  | 0  | 0  | 4   | 7   | 0   | 0  | 0  | 1   | 2   | 0  | 1   | 0   | 21  | 4   | 0  | 9    | .317 |
| Feb 14  | vs Louisiana Monroe28  | 11   | 13  | 11  | 2   | 1  | 2  | 23 | 6   | 0   | 1   | 0  | 1  | 0   | 1   | 1  | 3   | 18  | 7   | 1   | 8  | .344 |      |
| Feb 14  | at Louisiana Tech      | 25   | 9   | 10  | 7   | 2  | 0  | 2  | 18  | 2   | 0   | 0  | 0  | 1   | 1   | 0  | 0   | 1   | 15  | 4   | 0  | 5    | .352 |
| Feb 16  | vs Southern Miss       | 27   | 12  | 11  | 10  | 5  | 1  | 1  | 21  | 5   | 0   | 0  | 0  | 0   | 0   | 1  | 0   | 1   | 15  | 1   | 0  | 6    | .367 |
| Feb 16  | vs Louisiana Monroe21  | 10   | 9   | 9   | 4   | 0  | 0  | 13 | 5   | 0   | 1   | 0  | 2  | 0   | 0   | 1  | 0   | 2   | 15  | 3   | 0  | 7    | .372 |
| Feb 20  | vs Rutgers             | 26   | 10  | 12  | 7   | 3  | 0  | 2  | 21  | 4   | 0   | 0  | 1  | 0   | 0   | 1  | 0   | 1   | 15  | 7   | 1  | 6    | .380 |
| Feb 20  | vs Cal State Fullerton | 21   | 10  | 10  | 10  | 0  | 0  | 1  | 13  | 6   | 0   | 0  | 0  | 2   | 0   | 2  | 0   | 2   | 15  | 7   | 0  | 9    | .387 |
| Feb 21  | vs Loyola Marymount    | 30   | 6   | 8   | 4   | 1  | 0  | 2  | 15  | 6   | 0   | 0  | 0  | 1   | 0   | 0  | 0   | 3   | 21  | 8   | 0  | 10   | .376 |
| Feb 22  | vs Baylor              | 21   | 8   | 7   | 8   | 1  | 0  | 1  | 11  | 4   | 0   | 1  | 0  | 0   | 0   | 0  | 0   | 2   | 15  | 5   | 0  | 5    | .374 |
| Feb 22  | vs UCLA                | 23   | 1   | 5   | 1   | 1  | 0  | 1  | 9   | 0   | 0   | 0  | 0  | 0   | 0   | 0  | 0   | 6   | 17  | 5   | 1  | 4    | .364 |
| Feb 28  | IOWA                   | 17   | 9   | 6   | 9   | 0  | 0  | 1  | 9   | 9   | 0   | 2  | 0  | 2   | 0   | 1  | 0   | 1   | 15  | 3   | 0  | 8    | .364 |
| Feb 28  | ILLINOIS               | 25   | 12  | 8   | 12  | 1  | 1  | 2  | 17  | 5   | 2   | 1  | 0  | 0   | 0   | 1  | 0   | 2   | 18  | 5   | 1  | 4    | .361 |
| Mar 01  | IOWA                   | 21   | 12  | 10  | 12  | 4  | 0  | 3  | 23  | 6   | 0   | 1  | 1  | 0   | 1   | 0  | 0   | 2   | 15  | 8   | 0  | 4    | .367 |
| Mar 01  | ILLINOIS               | 25   | 10  | 10  | 8   | 2  | 0  | 1  | 15  | 9   | 3   | 4  | 0  | 1   | 0   | 2  | 0   | 0   | 18  | 11  | 0  | 11   | .368 |
| Mar 02  | MISSOURI STATE         | 23   | 13  | 10  | 11  | 2  | 1  | 2  | 20  | 6   | 0   | 3  | 0  | 3   | 0   | 0  | 0   | 0   | 15  | 7   | 0  | 6    | .371 |
| *Mar 07 | at Ole Miss            | 21   | 1   | 4   | 1   | 0  | 0  | 1  | 4   | 2   | 0   | 0  | 0  | 4   | 1   | 1  | 0   | 5   | 17  | 6   | 2  | 10   | .364 |
| *Mar 08 | at Ole Miss            | 29   | 3   | 9   | 3   | 2  | 1  | 1  | 16  | 5   | 0   | 0  | 0  | 0   | 0   | 0  | 1   | 7   | 18  | 8   | 2  | 10   | .361 |
| *Mar 09 | at Ole Miss            | 29   | 20  | 14  | 17  | 1  | 1  | 1  | 20  | 8   | 0   | 0  | 0  | 4   | 1   | 1  | 0   | 4   | 15  | 3   | 0  | 8    | .367 |
| *Mar 15 | OKLAHOMA               | 23   | 0   | 3   | 0   | 1  | 0  | 0  | 4   | 1   | 0   | 0  | 0  | 1   | 0   | 0  | 1   | 4   | 21  | 7   | 0  | 4    | .358 |
| *Mar 15 | OKLAHOMA               | 25   | 4   | 7   | 4   | 2  | 0  | 0  | 9   | 4   | 0   | 0  | 0  | 1   | 3   | 0  | 0   | 6   | 21  | 7   | 0  | 8    | .355 |
| *Mar 16 | OKLAHOMA               | 28   | 7   | 7   | 7   | 1  | 0  | 3  | 17  | 4   | 0   | 0  | 0  | 0   | 0   | 0  | 0   | 7   | 21  | 6   | 1  | 4    | .350 |
| Mar 18  | UCA                    | 26   | 6   | 8   | 6   | 1  | 0  | 3  | 18  | 3   | 0   | 0  | 0  | 1   | 0   | 0  | 0   | 1   | 21  | 4   | 1  | 6    | .349 |
| *Mar 22 | at Tennessee           | 33   | 6   | 8   | 6   | 1  | 0  | 1  | 12  | 4   | 0   | 0  | 0  | 1   | 0   | 1  | 0   | 10  | 24  | 1   | 0  | 9    | .344 |
| *Mar 23 | at Tennessee           | 31   | 9   | 9   | 9   | 3  | 0  | 2  | 18  | 8   | 0   | 0  | 0  | 1   | 0   | 0  | 0   | 6   | 21  | 3   | 0  | 10   | .341 |
| *Mar 24 | at Tennessee           | 26   | 2   | 3   | 2   | 0  | 0  | 1  | 6   | 2   | 0   | 0  | 0  | 0   | 0   | 0  | 0   | 9   | 18  | 7   | 1  | 5    | .334 |
| *Mar 28 | KENTUCKY               | 23   | 5   | 6   | 5   | 2  | 0  | 0  | 8   | 3   | 0   | 0  | 0  | 2   | 0   | 1  | 0   | 3   | 21  | 6   | 0  | 6    | .332 |
| *Mar 29 | KENTUCKY               | 23   | 10  | 11  | 10  | 0  | 0  | 3  | 20  | 2   | 0   | 0  | 0  | 2   | 0   | 2  | 0   | 1   | 15  | 3   | 0  | 5    | .336 |
| *Mar 30 | KENTUCKY               | 23   | 2   | 7   | 2   | 0  | 0  | 1  | 10  | 5   | 0   | 3  | 0  | 0   | 1   | 1  | 0   | 2   | 21  | 5   | 0  | 9    | .335 |
| *Apr 04 | at Florida             | 28   | 4   | 8   | 4   | 2  | 0  | 1  | 13  | 5   | 0   | 0  | 0  | 0   | 0   | 0  | 0   | 2   | 21  | 6   | 0  | 8    | .333 |
| *Apr 05 | at Florida             | 39   | 7   | 13  | 7   | 1  | 0  | 2  | 20  | 8   | 1   | 0  | 0  | 2   | 3   | 0  | 0   | 5   | 26  | 9   | 1  | 18   | .333 |
| *Apr 06 | at Florida             | 29   | 9   | 9   | 9   | 4  | 0  | 0  | 13  | 5   | 3   | 1  | 0  | 1   | 0   | 1  | 0   | 3   | 21  | 3   | 0  | 6    | .333 |
| Apr 07  | at North Florida       | 30   | 14  | 13  | 13  | 4  | 0  | 0  | 17  | 5   | 0   | 5  | 0  | 1   | 0   | 1  | 0   | 0   | 15  | 7   | 1  | 8    | .336 |
| *Apr 11 | SOUTH CAROLINA         | 24   | 10  | 7   | 10  | 3  | 1  | 0  | 12  | 8   | 0   | 0  | 0  | 1   | 0   | 0  | 1   | 7   | 18  | 6   | 0  | 6    | .335 |
| *Apr 12 | SOUTH CAROLINA         | 31   | 4   | 9   | 3   | 1  | 0  | 0  | 10  | 3   | 0   | 0  | 1  | 0   | 0   | 0  | 0   | 3   | 21  | 13  | 0  | 9    | .333 |
| *Apr 13 | SOUTH CAROLINA         | 26   | 5   | 8   | 4   | 0  | 0  | 2  | 14  | 4   | 0   | 0  | 0  | 1   | 0   | 0  | 0   | 1   | 21  | 8   | 0  | 8    | .333 |
| Apr 15  | at UCA                 | 31   | 7   | 12  | 7   | 4  | 0  | 1  | 19  | 1   | 0   | 0  | 0  | 0   | 1   | 1  | 1   | 1   | 21  | 5   | 0  | 6    | .334 |
| Apr 18  | COLORADO STATE         | 19   | 14  | 10  | 14  | 1  | 0  | 3  | 20  | 10  | 0   | 1  | 0  | 0   | 0   | 2  | 1   | 2   | 15  | 4   | 1  | 5    | .338 |
| Apr 18  | COLORADO STATE         | 21   | 8   | 7   | 7   | 0  | 0  | 0  | 7   | 7   | 0   | 0  | 0  | 0   | 0   | 1  | 0   | 1   | 15  | 3   | 0  | 7    | .338 |
| *Apr 25 | at Texas A&M           | 32   | 7   | 9   | 5   | 0  | 0  | 2  | 15  | 1   | 0   | 0  | 0  | 2   | 0   | 0  | 1   | 4   | 21  | 7   | 1  | 7    | .336 |
| *Apr 26 | at Texas A&M           | 34   | 7   | 12  | 6   | 0  | 0  | 2  | 18  | 3   | 0   | 1  | 0  | 0   | 0   | 0  | 0   | 2   | 21  | 6   | 1  | 9    | .336 |
| *Apr 27 | at Texas A&M           | 23   | 0   | 4   | 0   | 0  | 0  | 0  | 4   | 4   | 0   | 1  | 0  | 2   | 0   | 0  | 2   | 5   | 18  | 9   | 0  | 8    | .333 |
| *May 01 | LSU                    | 30   | 12  | 9   | 12  | 1  | 0  | 4  | 22  | 9   | 0   | 0  | 0  | 1   | 0   | 0  | 0   | 4   | 21  | 8   | 1  | 10   | .333 |
| *May 02 | LSU                    | 25   | 2   | 4   | 1   | 0  | 0  | 0  | 4   | 6   | 0   | 0  | 0  | 3   | 1   | 0  | 0   | 8   | 21  | 7   | 2  | 12   | .329 |
| *May 03 | LSU                    | 27   | 6   | 7   | 4   | 1  | 0  | 0  | 8   | 7   | 0   | 0  | 0  | 1   | 0   | 0  | 0   | 2   | 21  | 6   | 0  | 11   | .328 |
| May 07  | at Georgia             | 24   | 5   | 5   | 5   | 0  | 0  | 2  | 11  | 5   | 1   | 0  | 0  | 1   | 0   | 0  | 0   | 3   | 21  | 10  | 0  | 6    | .325 |
| May 08  | vs Tennessee           | 30   | 6   | 7   | 4   | 1  | 0  | 1  | 11  | 2   | 0   | 0  | 0  | 0   | 0   | 0  | 0   | 10  | 21  | 5   | 2  | 5    | .323 |
| Totals  |                        | 1333 | 387 | 431 | 355 | 79 | 10 | 69 | 737 | 250 | 10  | 35 | 3  | 54  | 14  | 28 | 11  | 166 | 954 | 312 | 22 | 380  | .323 |

## PITCHING

| Date    | Opponent               | ip    | h   | r   | er  | bb  | so  | 2b | 3b | hr | wp | bk | hbp | dp | ibb | score   | w-l   | sv | era  |
|---------|------------------------|-------|-----|-----|-----|-----|-----|----|----|----|----|----|-----|----|-----|---------|-------|----|------|
| Feb 06  | at Texas State         | 7.0   | 3   | 1   | 0   | 4   | 7   | 1  | 0  | 0  | 2  | 0  | 0   | 0  | 0   | 3-1     | 1-0   | 1  | 0.00 |
| Feb 07  | vs Lipscomb            | 5.0   | 3   | 0   | 0   | 1   | 5   | 0  | 0  | 0  | 0  | 0  | 0   | 0  | 0   | 23-0    | 2-0   | 1  | 0.00 |
| Feb 07  | vs Bradley             | 7.0   | 3   | 1   | 1   | 2   | 9   | 0  | 0  | 0  | 1  | 0  | 1   | 0  | 0   | 3-1     | 3-0   | 2  | 0.37 |
| Feb 08  | vs Bradley             | 6.0   | 3   | 1   | 1   | 2   | 6   | 0  | 0  | 0  | 0  | 0  | 0   | 1  | 0   | 9-1     | 4-0   | 2  | 0.56 |
| Feb 08  | vs San Diego           | 7.0   | 2   | 1   | 1   | 1   | 10  | 0  | 1  | 0  | 0  | 0  | 0   | 0  | 0   | 2-1     | 5-0   | 2  | 0.66 |
| Feb 14  | vs Louisiana Monroe    | 6.0   | 3   | 2   | 1   | 5   | 6   | 0  | 0  | 0  | 2  | 0  | 1   | 0  | 0   | 11-2    | 6-0   | 2  | 0.74 |
| Feb 14  | at Louisiana Tech      | 5.0   | 3   | 1   | 1   | 1   | 7   | 0  | 0  | 1  | 0  | 0  | 0   | 0  | 0   | 9-1     | 7-0   | 2  | 0.81 |
| Feb 16  | vs Southern Miss       | 5.0   | 3   | 3   | 3   | 6   | 11  | 0  | 0  | 1  | 0  | 0  | 0   | 0  | 0   | 12-3    | 9-0   | 2  | 1.56 |
| Feb 16  | vs Louisiana Monroe    | 5.0   | 0   | 0   | 0   | 2   | 11  | 0  | 0  | 0  | 1  | 0  | 0   | 0  | 0   | 10-0    | 10-0  | 2  | 1.42 |
| Feb 20  | vs Rutgers             | 5.0   | 2   | 0   | 0   | 0   | 5   | 0  | 0  | 0  | 0  | 0  | 1   | 0  | 0   | 10-0    | 11-0  | 2  | 1.31 |
| Feb 20  | vs Cal State Fullerton | 5.0   | 1   | 0   | 0   | 2   | 8   | 0  | 1  | 0  | 1  | 0  | 0   | 2  | 0   | 10-0    | 12-0  | 2  | 1.22 |
| Feb 21  | vs Loyola Marymount    | 7.0   | 5   | 2   | 2   | 0   | 5   | 1  | 0  | 0  | 0  | 0  | 0   | 0  | 0   | 6-2     | 13-0  | 2  | 1.29 |
| Feb 22  | vs Baylor              | 5.0   | 1   | 0   | 0   | 0   | 6   | 0  | 0  | 0  | 0  | 0  | 1   | 0  | 0   | 8-0     | 14-0  | 2  | 1.21 |
| Feb 22  | vs UCLA                | 5.2   | 10  | 9   | 9   | 3   | 3   | 1  | 0  | 1  | 0  | 0  | 2   | 0  | 1   | 1-9     | 14-1  | 2  | 1.86 |
| Feb 28  | IOWA                   | 5.0   | 1   | 0   | 0   | 1   | 6   | 0  | 0  | 0  | 0  | 0  | 1   | 0  | 0   | 9-0     | 15-1  | 2  | 1.76 |
| Feb 28  | ILLINOIS               | 6.0   | 3   | 4   | 2   | 1   | 14  | 0  | 0  | 1  | 0  | 0  | 1   | 0  | 0   | 12-4    | 16-1  | 3  | 1.79 |
| Mar 01  | IOWA                   | 5.0   | 1   | 0   | 0   | 4   | 4   | 0  | 0  | 0  | 0  | 0  | 0   | 3  | 0   | 12-0    | 17-1  | 3  | 1.70 |
| Mar 01  | ILLINOIS               | 6.0   | 4   | 1   | 1   | 2   | 4   | 0  | 0  | 0  | 0  | 0  | 0   | 0  | 0   | 10-1    | 18-1  | 3  | 1.67 |
| Mar 02  | MISSOURI STATE         | 5.0   | 7   | 2   | 2   | 0   | 7   | 2  | 0  | 0  | 0  | 0  | 0   | 0  | 0   | 13-2    | 19-1  | 3  | 1.72 |
| *Mar 07 | at Ole Miss            | 5.2   | 9   | 9   | 7   | 3   | 5   | 2  | 0  | 1  | 2  | 0  | 2   | 0  | 0   | 1-9     | 19-2  | 3  | 2.05 |
| *Mar 08 | at Ole Miss            | 6.0   | 10  | 9   | 6   | 5   | 2   | 1  | 1  | 1  | 1  | 0  | 0   | 1  | 0   | 3-9     | 19-3  | 3  | 2.29 |
| *Mar 09 | at Ole Miss            | 5.0   | 5   | 3   | 3   | 6   | 4   | 0  | 0  | 1  | 1  | 0  | 0   | 1  | 0   | 20-3    | 20-3  | 3  | 2.36 |
| *Mar 15 | OKLAHOMA               | 7.0   | 7   | 7   | 7   | 8   | 7   | 1  | 0  | 1  | 0  | 0  | 1   | 0  | 0   | 0-7     | 20-4  | 3  | 2.60 |
| *Mar 15 | OKLAHOMA               | 7.0   | 7   | 6   | 6   | 5   | 4   | 3  | 0  | 2  | 0  | 0  | 1   | 0  | 0   | 4-6     | 20-5  | 3  | 2.76 |
| *Mar 16 | OKLAHOMA               | 7.0   | 10  | 10  | 9   | 8   | 6   | 3  | 0  | 3  | 1  | 0  | 1   | 0  | 0   | 7-10    | 20-6  | 3  | 3.05 |
| Mar 18  | UCA                    | 7.0   | 5   | 3   | 2   | 1   | 8   | 2  | 0  | 0  | 0  | 0  | 1   | 0  | 0   | 6-3     | 21-6  | 4  | 3.01 |
| *Mar 22 | at Tennessee           | 8.0   | 4   | 3   | 3   | 4   | 16  | 2  | 0  | 1  | 0  | 0  | 1   | 0  | 0   | 6-3     | 22-6  | 4  | 2.99 |
| *Mar 23 | at Tennessee           | 7.0   | 5   | 0   | 0   | 4   | 5   | 1  | 0  | 0  | 0  | 0  | 1   | 0  | 0   | 9-0     | 23-6  | 4  | 2.87 |
| *Mar 24 | at Tennessee           | 6.0   | 2   | 3   | 3   | 5   | 7   | 1  | 0  | 0  | 1  | 0  | 0   | 1  | 0   | 2-3     | 23-7  | 4  | 2.89 |
| *Mar 28 | KENTUCKY               | 7.0   | 7   | 3   | 3   | 5   | 7   | 1  | 0  | 1  | 1  | 0  | 1   | 0  | 0   | 5-3     | 24-7  | 5  | 2.89 |
| *Mar 29 | KENTUCKY               | 5.0   | 7   | 2   | 1   | 1   | 6   | 0  | 0  | 0  | 1  | 0  | 0   | 0  | 0   | 10-2    | 25-7  | 5  | 2.85 |
| *Mar 30 | KENTUCKY               | 7.0   | 3   | 1   | 1   | 3   | 4   | 0  | 0  | 1  | 0  | 0  | 1   | 0  | 0   | 5-1     | 26-7  | 5  | 2.79 |
| *Apr 04 | at Florida             | 7.0   | 1   | 1   | 1   | 2   | 6   | 0  | 0  | 1  | 0  | 0  | 0   | 0  | 0   | 4-1     | 27-7  | 5  | 2.73 |
| *Apr 05 | at Florida             | 8.2   | 5   | 10  | 6   | 6   | 6   | 0  | 0  | 3  | 1  | 0  | 2   | 1  | 0   | 7-10    | 27-8  | 5  | 2.81 |
| *Apr 06 | at Florida             | 7.0   | 6   | 5   | 5   | 7   | 5   | 0  | 0  | 2  | 0  | 0  | 0   | 0  | 0   | 9-5     | 28-8  | 6  | 2.88 |
| Apr 07  | at North Florida       | 5.0   | 3   | 0   | 0   | 0   | 5   | 0  | 0  | 0  | 0  | 0  | 0   | 0  | 0   | 14-0    | 29-8  | 6  | 2.82 |
| *Apr 11 | SOUTH CAROLINA         | 6.0   | 3   | 2   | 2   | 4   | 9   | 1  | 0  | 0  | 0  | 0  | 1   | 0  | 0   | 10-2    | 30-8  | 6  | 2.81 |
| *Apr 12 | SOUTH CAROLINA         | 7.0   | 13  | 5   | 5   | 0   | 4   | 1  | 0  | 1  | 1  | 0  | 0   | 1  | 0   | 4-5     | 30-9  | 6  | 2.87 |
| *Apr 13 | SOUTH CAROLINA         | 7.0   | 7   | 4   | 4   | 3   | 7   | 1  | 0  | 1  | 0  | 0  | 1   | 3  | 0   | 5-4     | 31-9  | 6  | 2.90 |
| Apr 15  | at UCA                 | 7.0   | 4   | 0   | 0   | 2   | 9   | 0  | 0  | 0  | 0  | 0  | 0   | 0  | 0   | 7-0     | 32-9  | 6  | 2.82 |
| Apr 18  | COLORADO STATE         | 5.0   | 3   | 1   | 1   | 1   | 7   | 2  | 0  | 0  | 0  | 0  | 1   | 0  | 0   | 14-1    | 33-9  | 6  | 2.79 |
| Apr 18  | COLORADO STATE         | 5.0   | 0   | 0   | 0   | 0   | 2   | 0  | 0  | 0  | 0  | 0  | 0   | 0  | 0   | 8-0     | 34-9  | 6  | 2.74 |
| *Apr 25 | at Texas A&M           | 7.0   | 6   | 5   | 4   | 4   | 5   | 1  | 0  | 1  | 0  | 0  | 0   | 0  | 0   | 7-5     | 35-9  | 7  | 2.77 |
| *Apr 26 | at Texas A&M           | 7.0   | 5   | 4   | 3   | 9   | 2   | 0  | 0  | 1  | 1  | 0  | 0   | 0  | 2   | 7-4     | 36-9  | 8  | 2.78 |
| *Apr 27 | at Texas A&M           | 6.0   | 6   | 2   | 2   | 3   | 3   | 1  | 0  | 1  | 0  | 0  | 1   | 1  | 0   | 9-2     | 36-10 | 8  | 2.77 |
| *May 01 | LSU                    | 7.0   | 9   | 7   | 12  | 3   | 1   | 0  | 1  | 0  | 0  | 0  | 1   | 0  | 0   | 12-9    | 37-10 | 9  | 2.87 |
| *May 02 | LSU                    | 7.0   | 13  | 13  | 1   | 1   | 8   | 9  | 3  | 0  | 1  | 2  | 0   | 0  | 0   | 2-13    | 37-11 | 9  | 3.06 |
| *May 03 | LSU                    | 7.0   | 4   | 0   | 0   | 2   | 6   | 2  | 0  | 0  | 0  | 0  | 0   | 2  | 0   | 6-0     | 38-11 | 9  | 2.99 |
| May 07  | at Georgia             | 7.0   | 6   | 1   | 1   | 1   | 5   | 0  | 0  | 0  | 0  | 0  | 0   | 1  | 0   | 5-1     | 39-11 | 9  | 2.95 |
| May 08  | vs Tennessee           | 7.0   | 6   | 1   | 0   | 0   | 9   | 0  | 0  | 0  | 2  | 0  | 0   | 0  | 0   | 6-1     | 40-11 | 9  | 2.88 |
| Totals  |                        | 318.0 | 249 | 154 | 131 | 161 | 317 | 36 | 3  | 30 | 24 | 0  | 26  | 20 | 3   | 387-154 | 40-11 | 9  | 2.88 |

# HOME RUN TRACKER

| #  | DATE    | PLAYER          | OPPONENT                | SITE                   | # OF RUNS | INNING | LINEUP SPOT | GAME RESULT |
|----|---------|-----------------|-------------------------|------------------------|-----------|--------|-------------|-------------|
| 1  | 2-6-25  | Bri Ellis       | at Texas State          | San Marcos, Texas      | 1         | 2      | 4           | W, 3-1      |
| 2  | 2-6-25  | Kailey Wyckoff  | at Texas State          | San Marcos, Texas      | 1         | 6      | 2           | W, 3-1      |
| 3  | 2-6-25  | Ella McDowell   | at Texas State          | San Marcos, Texas      | 1         | 6      | 2           | W, 3-1      |
| 4  | 2-7-25  | Raigan Kramer   | vs. Lipscomb            | San Marcos, Texas      | 3         | 3      | 6           | W, 23-0 (5) |
| 5  | 2-7-25  | Bri Ellis       | vs. Lipscomb            | San Marcos, Texas      | 2         | 4      | 4           | W, 23-0 (5) |
| 6  | 2-7-25  | Courtney Day    | vs. Lipscomb            | San Marcos, Texas      | 2         | 5      | 8           | W, 23-0 (5) |
| 7  | 2-8-25  | Courtney Day    | vs. Bradley             | San Marcos, Texas      | 2         | 3      | 7           | W, 9-1 (6)  |
| 8  | 2-8-25  | Bri Ellis       | vs. Bradley             | San Marcos, Texas      | 2         | 6      | 4           | W, 9-1 (6)  |
| 9  | 2-8-25  | Courtney Day    | vs. Bradley             | San Marcos, Texas      | 6         | 6      | 7           | W, 9-1 (6)  |
| 10 | 2-14-25 | Atalyia Rijo    | vs. ULM                 | Ruston, La.            | 1         | 3      | 9           | W, 11-2 (6) |
| 11 | 2-14-25 | Courtney Day    | vs. ULM                 | Ruston, La.            | 3         | 3      | 7           | W, 11-2 (6) |
| 12 | 2-14-25 | Bri Ellis       | at LA Tech              | Ruston, La.            | 2         | 4      | 4           | W, 9-1 (5)  |
| 13 | 2-14-25 | Kennedy Miller  | at LA Tech              | Ruston, La.            | 1         | 5      | 7           | W, 9-1 (5)  |
| 14 | 2-15-25 | Bri Ellis       | vs. Southern Miss       | Ruston, La.            | 3         | 1      | 4           | W, 12-4 (6) |
| 15 | 2-15-25 | Ella McDowell   | vs. Southern Miss       | Ruston, La.            | 1         | 2      | 3           | W, 12-4 (6) |
| 16 | 2-15-25 | Bri Ellis       | vs. Southern Miss       | Ruston, La.            | 2         | 3      | 4           | W, 12-4 (6) |
| 17 | 2-16-25 | Bri Ellis+      | vs. Southern Miss       | Ruston, La.            | 4         | 4      | 4           | W, 12-3 (5) |
| 18 | 2-20-25 | Kailey Wyckoff  | vs. Rutgers             | Cathedral City, Calif. | 1         | 3      | 2           | W, 10-0 (5) |
| 19 | 2-20-25 | Courtney Day    | vs. Rutgers             | Cathedral City, Calif. | 3         | 6      | 5           | W, 10-0 (5) |
| 20 | 2-20-25 | Atalyia Rijo    | vs. Cal State Fullerton | Cathedral City, Calif. | 2         | 2      | 6           | W, 10-0 (5) |
| 21 | 2-21-25 | Courtney Day    | vs. Loyola Marymount    | Cathedral City, Calif. | 3         | 5      | 2           | W, 6-2      |
| 22 | 2-21-25 | Kennedy Miller  | vs. Loyola Marymount    | Cathedral City, Calif. | 1         | 7      | 7           | W, 6-2      |
| 23 | 2-22-25 | Bri Ellis       | vs. Baylor              | Cathedral City, Calif. | 3         | 2      | 4           | W, 8-0 (5)  |
| 24 | 2-22-25 | Bri Ellis       | vs. UCLA                | Cathedral City, Calif. | 1         | 4      | 4           | L, 9-1 (6)  |
| 25 | 2-28-25 | Kailey Wyckoff^ | Iowa                    | Fayetteville           | 2         | 5      | 2           | W, 9-0 (5)  |
| 26 | 2-28-25 | Bri Ellis       | Illinois                | Fayetteville           | 2         | 1      | 3           | W, 12-4 (6) |
| 27 | 2-28-25 | Courtney Day    | Illinois                | Fayetteville           | 4         | 6      | 4           | W, 12-4 (6) |
| 28 | 3-1-25  | Bri Ellis       | Iowa                    | Fayetteville           | 1         | 1      | 3           | W, 12-0 (5) |
| 30 | 3-1-25  | Courtney Day^   | Iowa                    | Fayetteville           | 3         | 2      | 4           | W, 12-0 (5) |
| 31 | 3-1-25  | Jayden Ramos**^ | Illinois                | Fayetteville           | 3         | 6      | 1           | W, 10-1 (6) |
| 32 | 3-2-25  | Ella McDowell   | Missouri State          | Fayetteville           | 2         | 2      | 6           | W, 13-2 (5) |
| 33 | 3-2-25  | Atalyia Rijo^   | Missouri State          | Fayetteville           | 4         | 6      | 5           | W, 13-2 (5) |
| 34 | 3-8-25  | Bri Ellis       | at Ole Miss             | Oxford, Miss.          | 1         | 5      | 3           | L, 9-3      |
| 35 | 3-9-25  | Bri Ellis       | at Ole Miss             | Oxford, Miss.          | 3         | 3      | 3           | W, 20-3 (5) |
| 36 | 3-16-25 | Courtney Day    | Oklahoma                | Fayetteville           | 3         | 1      | 5           | L, 10-7     |
| 37 | 3-16-25 | Bri Ellis       | Oklahoma                | Fayetteville           | 2         | 3      | 4           | L, 10-7     |
| 38 | 3-16-25 | Bri Ellis       | Oklahoma                | Fayetteville           | 2         | 5      | 4           | L, 10-7     |
| 39 | 3-18-25 | Kailey Wyckoff  | Central Arkansas        | Fayetteville           | 1         | 1      | 3           | W, 6-3      |
| 40 | 3-18-25 | Bri Ellis       | Central Arkansas        | Fayetteville           | 3         | 3      | 4           | W, 6-3      |
| 41 | 3-18-25 | Atalyia Rijo    | Central Arkansas        | Fayetteville           | 1         | 4      | 7           | W, 6-3      |
| 42 | 3-22-25 | Courtney Day    | at Tennessee            | Knoxville, Tenn.       | 2         | 5      | 2           | W, 6-3 (8)  |
| 43 | 3-23-25 | Karlie Davison  | at Tennessee            | Knoxville, Tenn.       | 2         | 3      | 8           | W, 9-0      |
| 44 | 3-23-25 | Courtney Day    | at Tennessee            | Knoxville, Tenn.       | 1         | 7      | 5           | W, 9-0      |
| 45 | 3-24-25 | Bri Ellis       | at Tennessee            | Knoxville, Tenn.       | 1         | 1      | 4           | L, 3-2      |
| 46 | 3-29-25 | Courtney Day    | Kentucky                | Fayetteville           | 2         | 1      | 4           | W, 10-2 (5) |
| 47 | 3-29-25 | Bri Ellis       | Kentucky                | Fayetteville           | 1         | 4      | 3           | W, 10-2 (5) |
| 48 | 3-29-25 | Karlie Davison  | Kentucky                | Fayetteville           | 1         | 5      | 8           | W, 10-2 (5) |
| 49 | 3-30-25 | Ella McDowell   | Kentucky                | Fayetteville           | 1         | 6      | 6           | W, 2-1      |
| 50 | 4-4-25  | Bri Ellis       | at Florida              | Gainesville, Fla.      | 3         | 1      | 3           | W, 4-1      |
| 51 | 4-5-25  | Ella McDowell   | at Florida              | Gainesville, Fla.      | 3         | 3      | 5           | L, 10-7 (9) |
| 52 | 4-5-25  | Bri Ellis       | at Florida              | Gainesville, Fla.      | 1         | 9      | 1           | L, 10-7 (9) |
| 53 | 4-13-25 | Atalyia Rijo    | South Carolina          | Fayetteville           | 2         | 2      | 7           | W, 5-4      |
| 54 | 4-13-25 | Karlie Davison  | South Carolina          | Fayetteville           | 1         | 4      | 8           | W, 5-4      |
| 55 | 4-16-25 | Bri Ellis       | at Central Arkansas     | Conway, Ark.           | 1         | 5      | 3           | W, 7-0      |
| 56 | 4-18-25 | Bri Ellis       | Colorado State          | Fayetteville           | 1         | 1      | 3           | W, 14-1 (5) |
| 57 | 4-18-25 | Kennedy Miller  | Colorado State          | Fayetteville           | 3         | 2      | 9           | W, 14-1 (5) |
| 58 | 4-18-25 | Courtney Day    | Colorado State          | Fayetteville           | 3         | 2      | 6           | W, 14-1 (5) |
| 59 | 4-25-25 | Courtney Day    | at Texas A&M            | College Station, Texas | 1         | 2      | 6           | W, 7-5      |
| 60 | 4-25-25 | Ella McDowell   | at Texas A&M            | College Station, Texas | 3         | 5      | 4           | W, 7-5      |
| 61 | 4-26-25 | Bri Ellis       | at Texas A&M            | College Station, Texas | 1         | 4      | 3           | W, 7-4      |
| 62 | 4-26-25 | Bri Ellis       | at Texas A&M            | College Station, Texas | 2         | 6      | 3           | W, 7-4      |
| 63 | 5-1-25  | Bri Ellis       | LSU                     | Fayetteville           | 2         | 1      | 3           | W, 12-9     |
| 64 | 5-1-25  | Kailey Wyckoff  | LSU                     | Fayetteville           | 2         | 1      | 5           | W, 12-9     |
| 65 | 5-1-25  | Kennedy Miller  | LSU                     | Fayetteville           | 3         | 1      | 9           | W, 12-9     |
| 66 | 5-1-25  | Courtney Day    | LSU                     | Fayetteville           | 3         | 5      | 6           | W, 12-9     |
| 67 | 5-7-25  | Courtney Day    | at Georgia              | Athens, Ga.            | 1         | 5      | 6           | W, 5-1      |
| 68 | 5-7-25  | Bri Ellis\$+    | at Georgia              | Athens, Ga.            | 4         | 7      | 3           | W, 5-1      |
| 69 | 5-8-25  | Raigan Kramer + | vs. Tennessee           | Athens, Ga.            | 4         | 7      | 2           | W, 6-1      |

! - back-to-back | \* - pinch hitter | # - go ahead | \$ - walk off | +- grand slam | ^ - run-rule walk-off



## GAME HIGHS

### TEAM GAME HIGHS

**Hitting**  
**At bats:** 39 - at Florida (Apr 05, 2025)  
**Runs scored:** 23 - vs Lipscomb (Feb 07, 2025 at San Marcos, Texas)  
**Hits:** 17 - vs Lipscomb (Feb 07, 2025 at San Marcos, Texas)  
**RBIs:** 21 - vs Lipscomb (Feb 07, 2025 at San Marcos, Texas)  
**Doubles:** 6 - vs Lipscomb (Feb 07, 2025 at San Marcos, Texas)  
**Triples:** 2 - vs Lipscomb (Feb 07, 2025 at San Marcos, Texas)  
**Home runs:** 4 - vs LSU (May 1, 2025)  
**Total bases:** 36 - vs Lipscomb (Feb 07, 2025 at San Marcos, Texas)  
**Walks:** 11 - vs Lipscomb (Feb 07, 2025 at San Marcos, Texas)  
**Strikeouts:** 10 - at Tennessee (Mar 22, 2025)  
**Sac hits:** 3 - (Twice)  
**Sac flies:** 3 - vs Lipscomb (Feb 07, 2025 at San Marcos, Texas)  
**Stolen bases:** 4 - (2 Times)  
**Hit by pitch:** 4 - at Ole Miss (March 7, 2025)  
**Runners LOB:** 18 - at Florida (Apr 05, 2025)  
**Hit into DP:** 2 - vs San Diego (Feb 08, 2025 at San Marcos, Texas)

**Fielding**  
**Assists:** 11 - (2 Times)  
**Errors:** 2 - (2 Times)  
**DPs turned:** 3 - vs Iowa (Mar 01, 2025)

**Pitching**  
**Innings pitched:** 8.2 - at Florida (Apr 05, 2025)  
**Runs allowed:** 13 - vs LSU (May 2, 2025)  
**Earned runs:** 9 - (2 Times)  
**Walks allowed:** 12 - vs LSU (May 1, 2025)  
**Strikeouts:** 16 - at Tennessee (Mar 22, 2025)  
**Hits allowed:** 13 - vs (2 Times)  
**Doubles allowed:** 3 - vs Oklahoma (Mar 15, 2025)  
**Triples allowed:** 1 - (2 Times)  
**Homers allowed:** 3 - vs Oklahoma (Mar 16, 2025)  
**Wild pitches:** 2 - (3 Times)  
**Hit batters:** 2 - (3 Times)

### INDIVIDUAL GAME HIGHS

**Hitting**  
**At bats:** 6 - Raigan Kramer at Florida (Apr 05, 2025)  
**Runs scored:** 3 - (13 Times)  
**Hits:** 4 - Ella McDowell at Florida (Apr 05, 2025)  
**RBIs:** 6 - Courtney Day vs. Illinois (Feb 28, 2025)  
**Doubles:** 2 - (2 Times)  
**Triples:** 1 - (9 Times)  
**Home runs:** 2 - (4 Times)  
**Total bases:** 9 - Bri Ellis vs Oklahoma (Mar 16, 2025)  
**Walks:** 4 - (2 Times)  
**Strikeouts:** 3 - (3 Times)  
**Sac hits:** 2 - Atalyia Rijo vs Oklahoma (Mar 15, 2025)  
**Sac flies:** 1 - (22 Times)  
**Stolen bases:** 3 - Reagan Johnson vs Illinois (Mar 1, 2025)  
**Hit by pitch:** 2 - (2 Times)  
**Runners LOB:** 7 - Ella McDowell vs Illinois (Mar 01, 2025)

**Fielding**  
**Putouts:** 15 - Kennedy Miller at Tennessee (Mar 22, 2025)  
**Assists:** 5 - (2 Times)  
**Errors:** 1 - (11 Times)

**Pitching**  
**Innings pitched:** 8.0 - Robyn Herron at Tennessee (Mar 22, 2025)  
**Runs allowed:** 7 - Robyn Herron vs Oklahoma (Mar 15, 2025)  
**Earned runs:** 7 - Robyn Herron vs Oklahoma (Mar 15, 2025)  
**Walks allowed:** 8 - Robyn Herron vs Oklahoma (Mar 15, 2025)  
**Strikeouts:** 16 - Robyn Herron at Tennessee (Mar 22, 2025)  
**Hits allowed:** 8 - Payton Burnham vs South Carolina (April 12, 2025)  
**Doubles allowed:** 2 - (3 Times)  
**Triples allowed:** 1 - (3 Times)  
**Homers allowed:** 2 - Payton Burnham vs Oklahoma (Mar 15, 2025)  
**Wild pitches:** 2 - Cam Harrison vs Louisiana Monroe (Feb 14, 2025)  
**Hit batters:** 2 - Payton Burnham vs UCLA (Feb 22, 2025)

# GAME BY GAME STARTERS | BY POSITION

| DATE | OPPONENT                | SP        | C       | 1B    | 2B      | 3B       | SS       | LF     | CF      | RF      | DP       |
|------|-------------------------|-----------|---------|-------|---------|----------|----------|--------|---------|---------|----------|
| F6   | at Texas State          | Herron    | Miller  | Ellis | Davison | McDowell | Rijo     | Kramer | Johnson | Wyckoff | Day      |
| F7   | vs. Lipscomb            | Beuerlein | Wyckoff | Ellis | Davison | Cloud    | McDowell | Kramer | Johnson | Carter  | Miller   |
| F7   | vs. Bradley             | Burnham   | Miller  | Ellis | Davison | McDowell | Rijo     | Kramer | Johnson | Wyckoff | Prigge   |
| F8   | vs. Bradley             | Herron    | Miller  | Ellis | Davison | McDowell | Prigge   | Kramer | Johnson | Wyckoff | Day      |
| F8   | vs. San Diego           | Harrison  | Wyckoff | Ellis | Davison | McDowell | Rijo     | Carter | Johnson | Day     | Miller   |
| F14  | vs. ULM                 | Burnham   | Miller  | Ellis | Davison | McDowell | Rijo     | Kramer | Johnson | Wyckoff | Day      |
| F14  | at LA Tech              | Herron    | Miller  | Ellis | Davison | McDowell | Rijo     | Kramer | Johnson | Wyckoff | Day      |
| F15  | vs. Southern Miss       | Beuerlein | Wyckoff | Ellis | Davison | McDowell | Rijo     | Kramer | Johnson | Walker  | Day      |
| F16  | vs. Southern Miss       | Harrison  | Wyckoff | Ellis | Davison | McDowell | Rijo     | Kramer | Johnson | Carter  | Day      |
| F16  | vs. ULM                 | Herron    | Wyckoff | Ellis | Davison | McDowell | Rijo     | Kramer | Johnson | Carter  | Day      |
| F20  | vs. Rutgers             | Burnham   | Wyckoff | Ellis | Davison | McDowell | Rijo     | Kramer | Johnson | Day     | Miller   |
| F20  | vs. Cal State Fullerton | Herron    | Miller  | Ellis | Davison | McDowell | Rijo     | Kramer | Johnson | Wyckoff | Day      |
| F21  | vs. Loyola Marymount    | Harrison  | Wyckoff | Ellis | Davison | McDowell | Rijo     | Kramer | Johnson | Day     | Miller   |
| F22  | vs. Baylor              | Herron    | Miller  | Ellis | Davison | McDowell | Rijo     | Kramer | Johnson | Wyckoff | Day      |
| F22  | vs. UCLA                | Burnham   | Miller  | Ellis | Davison | McDowell | Rijo     | Kramer | Johnson | Wyckoff | Day      |
| F28  | Iowa                    | Herron    | Miller  | Ellis | Davison | McDowell | Rijo     | Kramer | Johnson | Wyckoff | Day      |
| F28  | Illinois                | Beuerlein | Wyckoff | Ellis | Davison | McDowell | Rijo     | Kramer | Johnson | Day     | Miller   |
| M1   | Iowa                    | Harrison  | Miller  | Ellis | Davison | McDowell | Rijo     | Kramer | Johnson | Day     | Wyckoff  |
| M1   | Illinois                | Harrison  | Miller  | Ellis | Davison | McDowell | Rijo     | Kramer | Johnson | Day     | Wyckoff  |
| M2   | Missouri State          | Beuerlein | Miller  | Ellis | Davison | McDowell | Rijo     | Kramer | Johnson | Wyckoff | Day      |
| M7   | at Ole Miss             | Herron    | Miller  | Ellis | Davison | McDowell | Rijo     | Kramer | Johnson | Wyckoff | Day      |
| M8   | at Ole Miss             | Burnham   | Wyckoff | Ellis | Davison | McDowell | Rijo     | Kramer | Johnson | Day     | Miller   |
| M9   | at Ole Miss             | Herron    | Miller  | Ellis | Davison | McDowell | Rijo     | Kramer | Johnson | Wyckoff | Day      |
| M15  | Oklahoma                | Herron    | Miller  | Ellis | Davison | McDowell | Rijo     | Kramer | Johnson | Wyckoff | Day      |
| M15  | Oklahoma                | Burnham   | Miller  | Ellis | Davison | McDowell | Rijo     | Kramer | Johnson | Wyckoff | Day      |
| M16  | Oklahoma                | Harrison  | Miller  | Ellis | Davison | McDowell | Rijo     | Kramer | Johnson | Wyckoff | Day      |
| M18  | Central Arkansas        | Herron    | Miller  | Ellis | Davison | McDowell | Rijo     | Kramer | Johnson | Wyckoff | Day      |
| M22  | at Tennessee            | Herron    | Miller  | Ellis | Davison | McDowell | Rijo     | Kramer | Johnson | Wyckoff | Day      |
| M23  | at Tennessee            | Burnham   | Miller  | Ellis | Davison | McDowell | Rijo     | Kramer | Johnson | Wyckoff | Day      |
| M24  | at Tennessee            | Harrison  | Miller  | Ellis | Davison | McDowell | Rijo     | Kramer | Johnson | Wyckoff | Day      |
| M28  | Kentucky                | Burnham   | Miller  | Ellis | Davison | McDowell | Rijo     | Kramer | Johnson | Wyckoff | Day      |
| M29  | Kentucky                | Herron    | Miller  | Ellis | Davison | McDowell | Rijo     | Kramer | Johnson | Wyckoff | Day      |
| M30  | Kentucky                | Beuerlein | Miller  | Ellis | Davison | McDowell | Rijo     | Kramer | Johnson | Wyckoff | Day      |
| A4   | at Florida              | Herron    | Miller  | Ellis | Davison | McDowell | Rijo     | Kramer | Johnson | Wyckoff | Day      |
| A5   | at Florida              | Burnham   | Miller  | Ellis | Davison | McDowell | Rijo     | Kramer | Johnson | Wyckoff | Ratcliff |
| A6   | at Florida              | Beuerlein | Wyckoff | Ellis | Davison | McDowell | Rijo     | Kramer | Johnson | Wyckoff | Ramos    |
| A7   | at North Florida        | Burnham   | Miller  | Ellis | Davison | McDowell | Rijo     | Kramer | Johnson | Wyckoff | Ratcliff |
| A11  | South Carolina          | Herron    | Miller  | Ellis | Davison | McDowell | Rijo     | Kramer | Johnson | Wyckoff | Day      |
| A12  | South Carolina          | Burnham   | Miller  | Ellis | Davison | McDowell | Rijo     | Kramer | Johnson | Wyckoff | Day      |
| A13  | South Carolina          | Herron    | Miller  | Ellis | Davison | McDowell | Rijo     | Kramer | Johnson | Wyckoff | Day      |
| A15  | at Central Arkansas     | Burnham   | Miller  | Ellis | Davison | McDowell | Rijo     | Kramer | Johnson | Wyckoff | Day      |
| A18  | Colorado State          | Herron    | Miller  | Ellis | Davison | McDowell | Rijo     | Kramer | Johnson | Wyckoff | Day      |
| A18  | Colorado State          | Beuerlein | Miller  | Ellis | Davison | McDowell | Rijo     | Kramer | Johnson | Wyckoff | Day      |
| A25  | at Texas A&M            | Herron    | Miller  | Ellis | Davison | McDowell | Rijo     | Kramer | Johnson | Wyckoff | Day      |
| A26  | at Texas A&M            | Burnham   | Miller  | Ellis | Davison | McDowell | Rijo     | Kramer | Johnson | Wyckoff | Day      |
| A27  | at Texas A&M            | Beuerlein | Miller  | Ellis | Davison | McDowell | Rijo     | Kramer | Johnson | Wyckoff | Day      |
| M1   | LSU                     | Herron    | Miller  | Ellis | Davison | McDowell | Rijo     | Kramer | Johnson | Wyckoff | Day      |
| M2   | LSU                     | Herron    | Miller  | Ellis | Davison | McDowell | Rijo     | Kramer | Johnson | Wyckoff | Day      |
| M3   | LSU                     | Burnham   | Miller  | Ellis | Davison | McDowell | Rijo     | Kramer | Johnson | Wyckoff | Day      |
| M7   | at Georgia              | Burnham   | Miller  | Ellis | Davison | McDowell | Rijo     | Kramer | Johnson | Wyckoff | Day      |
| M8   | vs. Tennessee           | Herron    | Miller  | Ellis | Davison | McDowell | Rijo     | Kramer | Johnson | Wyckoff | Day      |

# GAME BY GAME STARTERS | BY BATTING ORDER

| DATE | OPPONENT                | 1       | 2       | 3        | 4        | 5        | 6        | 7       | 8        | 9       | FLEX/P    |
|------|-------------------------|---------|---------|----------|----------|----------|----------|---------|----------|---------|-----------|
| F6   | at Texas State          | Johnson | Wyckoff | McDowell | Ellis    | Miller   | Day      | Kramer  | Davison  | Rijo    | Herron    |
| F7   | vs. Lipscomb            | Johnson | Wyckoff | McDowell | Ellis    | Miller   | Kramer   | Davison | Carter   | Cloud   | Beuerlein |
| F7   | vs. Bradley             | Johnson | Wyckoff | McDowell | Ellis    | Miller   | Kramer   | Rijo    | Davison  | Prigge  | Burnham   |
| F8   | vs. Bradley             | Johnson | Wyckoff | McDowell | Ellis    | Miller   | Kramer   | Day     | Prigge   | Davison | Herron    |
| F8   | vs. San Diego           | Johnson | Wyckoff | McDowell | Ellis    | Miller   | Day      | Carter  | Harrison | Rijo    | Davison   |
| F14  | vs. ULM                 | Johnson | Wyckoff | McDowell | Ellis    | Miller   | Kramer   | Day     | Burnham  | Rijo    | Davison   |
| F15  | at LA Tech              | Johnson | Wyckoff | McDowell | Ellis    | Day      | Kramer   | Miller  | Rijo     | Davison | Herron    |
| F15  | vs. Southern Miss       | Johnson | Wyckoff | McDowell | Ellis    | Day      | Kramer   | Rijo    | Walker   | Davison | Beuerlein |
| F16  | vs. Southern Miss       | Johnson | Wyckoff | McDowell | Ellis    | Day      | Kramer   | Rijo    | Davison  | Carter  | Beuerlein |
| F16  | vs. ULM                 | Johnson | Wyckoff | McDowell | Ellis    | Day      | Kramer   | Rijo    | Davison  | Carter  | Herron    |
| F20  | vs. Rutgers             | Johnson | Wyckoff | McDowell | Ellis    | Day      | Rijo     | Miller  | Kramer   | Davison | Burnham   |
| F20  | vs. Cal State Fullerton | Johnson | Wyckoff | McDowell | Ellis    | Day      | Rijo     | Miller  | Kramer   | Davison | Herron    |
| F21  | vs. Loyola Marymount    | Johnson | Wyckoff | McDowell | Ellis    | Day      | Rijo     | Miller  | Kramer   | Davison | Harrison  |
| F22  | vs. Baylor              | Johnson | Wyckoff | McDowell | Ellis    | Day      | Rijo     | Miller  | Kramer   | Davison | Herron    |
| F22  | vs. UCLA                | Johnson | Wyckoff | McDowell | Ellis    | Day      | Rijo     | Miller  | Kramer   | Davison | Burnham   |
| F28  | Iowa                    | Johnson | Wyckoff | Ellis    | Day      | Rijo     | McDowell | Kramer  | Miller   | Davison | Herron    |
| F28  | Illinois                | Johnson | Wyckoff | Ellis    | Day      | Rijo     | McDowell | Kramer  | Miller   | Davison | Beuerlein |
| M1   | Iowa                    | Johnson | Wyckoff | Ellis    | Day      | Rijo     | McDowell | Kramer  | Miller   | Davison | Harrison  |
| M1   | Illinois                | Johnson | Wyckoff | Ellis    | Day      | Rijo     | McDowell | Kramer  | Miller   | Davison | Burnham   |
| M1   | Missouri State          | Johnson | Wyckoff | Ellis    | Day      | Rijo     | McDowell | Kramer  | Miller   | Davison | Beuerlein |
| M7   | at Ole Miss             | Johnson | Wyckoff | Ellis    | Day      | Kramer   | McDowell | Rijo    | Miller   | Davison | Herron    |
| M8   | at Ole Miss             | Johnson | Wyckoff | Ellis    | Day      | Kramer   | McDowell | Rijo    | Miller   | Davison | Burnham   |
| M9   | at Ole Miss             | Johnson | Wyckoff | Ellis    | Day      | Kramer   | McDowell | Davison | Rijo     | Miller  | Herron    |
| M15  | Oklahoma                | Johnson | Wyckoff | Ellis    | Day      | Kramer   | McDowell | Davison | Rijo     | Miller  | Herron    |
| M15  | Oklahoma                | Johnson | Wyckoff | Ellis    | Kramer   | Day      | McDowell | Rijo    | Davison  | Miller  | Burnham   |
| M16  | Oklahoma                | Johnson | Wyckoff | Kramer   | Ellis    | Day      | McDowell | Rijo    | Davison  | Miller  | Harrison  |
| M18  | Central Arkansas        | Johnson | Kramer  | Wyckoff  | Ellis    | Day      | McDowell | Rijo    | Davison  | Miller  | Herron    |
| M22  | at Tennessee            | Johnson | Kramer  | Wyckoff  | Ellis    | Day      | McDowell | Rijo    | Davison  | Miller  | Herron    |
| M23  | at Tennessee            | Johnson | Kramer  | Wyckoff  | Ellis    | Day      | McDowell | Rijo    | Davison  | Miller  | Burnham   |
| M24  | at Tennessee            | Johnson | Kramer  | Wyckoff  | Ellis    | Day      | McDowell | Rijo    | Davison  | Miller  | Harrison  |
| M28  | Kentucky                | Johnson | Kramer  | Ellis    | Day      | Wyckoff  | McDowell | Rijo    | Davison  | Miller  | Burnham   |
| M29  | Kentucky                | Johnson | Kramer  | Ellis    | Day      | Wyckoff  | McDowell | Rijo    | Davison  | Miller  | Herron    |
| M30  | Kentucky                | Johnson | Kramer  | Ellis    | Day      | Wyckoff  | McDowell | Rijo    | Davison  | Miller  | Beuerlein |
| A4   | at Florida              | Johnson | Kramer  | Ellis    | Day      | Wyckoff  | McDowell | Rijo    | Davison  | Miller  | Herron    |
| A5   | at Florida              | Johnson | Kramer  | Ellis    | Wyckoff  | McDowell | Rijo     | Davison | Ratcliff | Miller  | Burnham   |
| A6   | at Florida              | Johnson | Kramer  | Ellis    | McDowell | Wyckoff  | Rijo     | Ramos   | Carter   | Davison | Beuerlein |
| A7   | at North Florida        | Johnson | Kramer  | Ellis    | McDowell | Wyckoff  | Rijo     | Davison | Ratcliff | Miller  | Burnham   |
| A11  | South Carolina          | Johnson | Kramer  | Ellis    | McDowell | Wyckoff  | Day      | Rijo    | Davison  | Miller  | Herron    |
| A12  | South Carolina          | Johnson | Kramer  | Ellis    | McDowell | Day      | Wyckoff  | Rijo    | Davison  | Miller  | Burnham   |
| A13  | South Carolina          | Johnson | Kramer  | Ellis    | McDowell | Day      | Wyckoff  | Rijo    | Davison  | Miller  | Herron    |
| A15  | at Central Arkansas     | Johnson | Kramer  | Ellis    | McDowell | Wyckoff  | Day      | Rijo    | Davison  | Miller  | Burnham   |
| A18  | Colorado State          | Johnson | Kramer  | Ellis    | McDowell | Wyckoff  | Day      | Rijo    | Davison  | Miller  | Herron    |
| A18  | Colorado State          | Johnson | Kramer  | Ellis    | McDowell | Wyckoff  | Day      | Rijo    | Davison  | Miller  | Beuerlein |
| A25  | at Texas A&M            | Johnson | Kramer  | Ellis    | McDowell | Wyckoff  | Day      | Rijo    | Davison  | Miller  | Herron    |
| A26  | at Texas A&M            | Johnson | Kramer  | Ellis    | McDowell | Wyckoff  | Day      | Rijo    | Davison  | Miller  | Burnham   |
| A27  | at Texas A&M            | Johnson | Kramer  | Ellis    | McDowell | Wyckoff  | Day      | Rijo    | Davison  | Miller  | Beuerlein |
| M1   | LSU                     | Johnson | Kramer  | Ellis    | McDowell | Wyckoff  | Day      | Rijo    | Davison  | Miller  | Herron    |
| M2   | LSU                     | Johnson | Kramer  | Ellis    | McDowell | Wyckoff  | Day      | Rijo    | Davison  | Miller  | Herron    |
| M3   | LSU                     | Johnson | Kramer  | Ellis    | McDowell | Wyckoff  | Day      | Rijo    | Davison  | Miller  | Burnham   |
| M7   | at Georgia              | Johnson | Kramer  | Ellis    | McDowell | Wyckoff  | Day      | Rijo    | Davison  | Miller  | Burnham   |
| M8   | vs. Tennessee           | Johnson | Kramer  | Ellis    | Day      | Wyckoff  | McDowell | Miller  | Rijo     | Davison | Herron    |





# RAIGAN KRAMER

OF • L/R • 5-4 • Junior  
Topeka, Kan. • Seaman HS

1

## CAREER STATS

| Year  | Avg. | GP-GS   | AB  | R   | H   | 2B | 3B | HR | RBI | TB  | SLG% | BB  | HBP | SO | GDP | OBP  | SF | SH | SB-ATT | PO  | A | E | FLD% |
|-------|------|---------|-----|-----|-----|----|----|----|-----|-----|------|-----|-----|----|-----|------|----|----|--------|-----|---|---|------|
| 2022  | .143 | 29-2    | 7   | 11  | 1   | 0  | 0  | 0  | 0   | 1   | .143 | 0   | 0   | 3  | 0   | .143 | 0  | 0  | 0-1    | 3   | 1 | 3 | .571 |
| 2023  | .301 | 59-59   | 153 | 39  | 46  | 9  | 2  | 7  | 34  | 80  | .523 | 39  | 4   | 28 | 1   | .449 | 2  | 1  | 2-2    | 67  | 4 | 1 | .986 |
| 2024  | .213 | 54-52   | 122 | 28  | 26  | 3  | 2  | 3  | 17  | 42  | .344 | 32  | 4   | 18 | 0   | .390 | 1  | 1  | 7-7    | 74  | 3 | 2 | .975 |
| 2025  | .305 | 51-50   | 128 | 47  | 39  | 6  | 0  | 2  | 24  | 51  | .398 | 42  | 4   | 16 | 1   | .480 | 3  | 2  | 2-3    | 76  | 0 | 1 | .987 |
| TOTAL | .273 | 193-163 | 410 | 125 | 112 | 18 | 4  | 12 | 75  | 174 | .424 | 113 | 12  | 65 | 2   | .438 | 6  | 4  | 11-13  | 220 | 8 | 7 | .970 |

## SEASON HIGHS

| Category  | No. | Opponent (Last)     | Date    |
|-----------|-----|---------------------|---------|
| Hits      | 3   | 2x (South Carolina) | 4/12/25 |
| Doubles   | 1   | 6x (North Florida)  | 4/7/25  |
| Triples   | -   | -                   | -       |
| Home Runs | 1   | Lipscomb            | 2/7/25  |
| RBI       | 4   | 2x (Tennessee)      | 5/8/25  |
| Runs      | 2   | 11x (Texas A&M)     | 4/26/25 |
| Walks     | 4   | Tennessee           | 3/23/25 |
| ABs       | 6   | at Florida          | 4/6/25  |

## CAREER HIGHS

| Category  | No. | Opponent (Last)     | Date    |
|-----------|-----|---------------------|---------|
| Hits      | 3   | 3x (South Carolina) | 4/12/25 |
| Doubles   | 1   | 15x (Oklahoma)      | 3/15/25 |
| Triples   | 1   | 4x (South Carolina) | 4/14/24 |
| Home Runs | 1   | 12x (Lipscomb)      | 2/7/25  |
| RBI       | 4   | 3x (Tennessee)      | 5/8/25  |
| Runs      | 3   | Florida             | 3/26/23 |
| Walks     | 4   | Tennessee           | 3/23/25 |
| ABs       | 6   | at Florida          | 4/6/25  |

## PLAYER PROFILE

- » Most experienced Razorback on the team with 192 games played and 162 career starts in her Arkansas career.
- » Led Arkansas with 32 walks in 2024 while ranking 10th in the SEC in walks-per-game (0.59). Also drew multiple walks in a game on four separate occasions.
- » Ranks second in program history with 113 career walks.
- » Did not commit an error in SEC play in 38 total chances in 2023.
- » In addition to playing softball, she also played basketball and was on the drumline at Seaman High School in Topeka, Kan. She helped lead the Vikings to a 20-4 record and KSHAA state semifinal appearance in basketball as a junior.
- » Goes by the nickname Jimmy.
- » Enjoys fishing, snowboarding, hanging out with friends and family and spending time outdoors.
- » Primarily played catcher growing up until her later high school years.
- » Was rated as No. 28 player nationally by Extra Innings Softball coming out of high school.

## CAREER HONORS

- » SEC Spring Academic Honor Roll (2024)
- » NFCA All-America Scholar-Athlete (2022)
- » NFCA All-South Region Second Team (2023)
- » SEC Player of the Week (March 7, 2023)
- » Extra Inning Softball Fayetteville All-Tournament Team (2023)

## GAME-BY-GAME

| Date   | Opponent               | Pos | AB   | R   | H  | RBI | 2B | 3B | HR | BB | SB | CS | HBP | SAC | SF | GDP | K | PO | A  | E | AVG   |
|--------|------------------------|-----|------|-----|----|-----|----|----|----|----|----|----|-----|-----|----|-----|---|----|----|---|-------|
| Feb 06 | at Texas State         | *of | 2    | 0   | 0  | 0   | 0  | 0  | 0  | 0  | 0  | 0  | 0   | 0   | 0  | 0   | 0 | 2  | 0  | 0 | .000  |
| Feb 07 | vs Lipscomb            | *of | 1    | 1   | 1  | 4   | 0  | 0  | 1  | 0  | 0  | 0  | 0   | 0   | 1  | 0   | 0 | 0  | 0  | 0 | .333  |
| Feb 07 | vs Bradley             | *of | 3    | 1   | 1  | 0   | 1  | 0  | 0  | 0  | 0  | 0  | 0   | 0   | 0  | 0   | 0 | 0  | 1  | 0 | .333  |
| Feb 08 | vs Bradley             | *of | 2    | 0   | 0  | 1   | 0  | 0  | 0  | 0  | 1  | 0  | 0   | 0   | 0  | 0   | 0 | 2  | 0  | 0 | .250  |
| Feb 08 | vs San Diego           | ph  | 1    | 1   | 1  | 0   | 0  | 0  | 0  | 0  | 0  | 0  | 0   | 0   | 0  | 0   | 0 | 0  | 0  | 0 | .333  |
| Feb 14 | vs Louisiana Monroe    | *of | 2    | 2   | 1  | 0   | 0  | 0  | 0  | 1  | 0  | 0  | 0   | 0   | 0  | 0   | 0 | 2  | 0  | 0 | .364  |
| Feb 14 | at Louisiana Tech      | *of | 1    | 1   | 0  | 0   | 0  | 0  | 0  | 1  | 0  | 0  | 0   | 1   | 0  | 0   | 0 | 0  | 0  | 0 | .333  |
| Feb 15 | vs Southern Miss       | *of | 2    | 2   | 2  | 0   | 1  | 0  | 0  | 1  | 0  | 0  | 0   | 0   | 0  | 0   | 0 | 0  | 1  | 0 | .429  |
| Feb 16 | vs Southern Miss       | *of | 3    | 1   | 1  | 0   | 1  | 0  | 0  | 0  | 0  | 0  | 0   | 0   | 0  | 0   | 0 | 0  | 0  | 0 | .412  |
| Feb 16 | vs Louisiana Monroe    | *of | 1    | 1   | 1  | 2   | 0  | 0  | 0  | 1  | 0  | 0  | 0   | 0   | 0  | 0   | 0 | 1  | 0  | 0 | .444  |
| Feb 20 | vs Rutgers             | *of | 2    | 1   | 1  | 0   | 0  | 0  | 0  | 1  | 0  | 1  | 0   | 0   | 0  | 0   | 0 | 2  | 0  | 0 | .450  |
| Feb 20 | vs Cal State Fullerton | *of | 3    | 2   | 3  | 1   | 0  | 0  | 0  | 0  | 0  | 0  | 0   | 0   | 0  | 0   | 0 | 0  | 0  | 0 | .522  |
| Feb 21 | vs Loyola Marymount    | *of | 2    | 0   | 0  | 0   | 0  | 0  | 0  | 2  | 0  | 0  | 0   | 0   | 0  | 0   | 0 | 0  | 0  | 0 | .480  |
| Feb 22 | vs Baylor              | *of | 2    | 0   | 1  | 1   | 0  | 0  | 0  | 0  | 0  | 0  | 0   | 0   | 0  | 0   | 0 | 0  | 0  | 0 | .481  |
| Feb 22 | vs UCLA                | *of | 2    | 0   | 0  | 0   | 0  | 0  | 0  | 0  | 0  | 0  | 0   | 0   | 0  | 0   | 0 | 0  | 1  | 0 | .448  |
| Feb 28 | IOWA                   | *of | 2    | 0   | 1  | 1   | 0  | 0  | 0  | 0  | 0  | 0  | 1   | 0   | 0  | 0   | 0 | 1  | 0  | 0 | .452  |
| Feb 28 | ILLINOIS               | *of | 3    | 1   | 1  | 0   | 0  | 0  | 0  | 0  | 0  | 0  | 0   | 0   | 0  | 0   | 0 | 0  | 0  | 0 | .441  |
| Mar 01 | IOWA                   | *of | 0    | 2   | 0  | 0   | 0  | 0  | 0  | 2  | 0  | 0  | 0   | 0   | 0  | 0   | 0 | 2  | 0  | 0 | .441  |
| Mar 01 | ILLINOIS               | *of | 2    | 2   | 2  | 1   | 0  | 0  | 0  | 1  | 0  | 0  | 0   | 0   | 1  | 0   | 0 | 0  | 0  | 0 | .472  |
| Mar 02 | MISSOURI STATE         | *of | 1    | 2   | 0  | 0   | 0  | 0  | 0  | 2  | 1  | 0  | 0   | 0   | 0  | 0   | 0 | 0  | 0  | 0 | .459  |
| Mar 07 | at Ole Miss            | *of | 3    | 1   | 1  | 0   | 0  | 0  | 0  | 0  | 0  | 0  | 0   | 0   | 0  | 0   | 0 | 2  | 0  | 0 | .450  |
| Mar 08 | at Ole Miss            | *of | 3    | 0   | 1  | 0   | 0  | 0  | 0  | 1  | 0  | 0  | 0   | 0   | 0  | 0   | 0 | 3  | 0  | 0 | .442  |
| Mar 09 | at Ole Miss            | *of | 1    | 2   | 0  | 1   | 0  | 0  | 0  | 3  | 0  | 0  | 0   | 1   | 0  | 0   | 0 | 1  | 3  | 0 | .432  |
| Mar 15 | OKLAHOMA-1             | *of | 3    | 0   | 1  | 0   | 1  | 0  | 0  | 0  | 0  | 0  | 0   | 0   | 0  | 0   | 0 | 1  | 1  | 0 | .426  |
| Mar 15 | OKLAHOMA-2             | *of | 2    | 1   | 1  | 1   | 0  | 0  | 0  | 2  | 0  | 0  | 0   | 0   | 0  | 0   | 0 | 1  | 3  | 0 | .429  |
| Mar 16 | OKLAHOMA               | *of | 3    | 1   | 0  | 0   | 0  | 0  | 0  | 1  | 0  | 0  | 0   | 0   | 0  | 0   | 0 | 1  | 2  | 0 | .404  |
| Mar 18 | UCA                    | *of | 2    | 1   | 0  | 0   | 0  | 0  | 0  | 1  | 0  | 0  | 1   | 0   | 0  | 0   | 0 | 1  | 2  | 0 | .389  |
| Mar 22 | at Tennessee           | *of | 3    | 0   | 1  | 1   | 0  | 0  | 0  | 2  | 0  | 0  | 0   | 0   | 0  | 0   | 0 | 0  | 1  | 0 | .386  |
| Mar 23 | at Tennessee           | *of | 1    | 0   | 0  | 0   | 0  | 0  | 0  | 4  | 0  | 0  | 0   | 0   | 0  | 0   | 0 | 1  | 3  | 0 | .379  |
| Mar 24 | at Tennessee           | *of | 3    | 0   | 0  | 0   | 0  | 0  | 0  | 0  | 0  | 0  | 0   | 0   | 0  | 0   | 0 | 1  | 1  | 0 | .361  |
| Mar 28 | KENTUCKY               | *of | 3    | 1   | 1  | 0   | 0  | 0  | 0  | 0  | 0  | 0  | 1   | 0   | 0  | 0   | 0 | 2  | 0  | 0 | .359  |
| Mar 29 | KENTUCKY               | *of | 3    | 2   | 2  | 1   | 0  | 0  | 0  | 1  | 0  | 0  | 0   | 0   | 0  | 0   | 0 | 1  | 0  | 0 | .373  |
| Mar 30 | KENTUCKY               | *of | 3    | 0   | 0  | 0   | 0  | 0  | 0  | 1  | 0  | 0  | 0   | 0   | 0  | 0   | 0 | 0  | 0  | 0 | .357  |
| Apr 04 | at Florida             | *of | 2    | 2   | 0  | 0   | 0  | 0  | 0  | 2  | 0  | 0  | 0   | 0   | 0  | 0   | 0 | 0  | 1  | 0 | .347  |
| Apr 05 | at Florida             | *of | 6    | 1   | 1  | 0   | 1  | 0  | 0  | 0  | 0  | 0  | 0   | 0   | 0  | 0   | 0 | 1  | 1  | 0 | .333  |
| Apr 06 | at Florida             | *of | 3    | 1   | 0  | 0   | 0  | 0  | 0  | 1  | 0  | 0  | 0   | 0   | 0  | 0   | 0 | 2  | 0  | 0 | .321  |
| Apr 07 | at North Florida       | *of | 3    | 2   | 2  | 2   | 1  | 0  | 0  | 1  | 1  | 0  | 0   | 0   | 0  | 0   | 0 | 0  | 1  | 0 | .333  |
| Apr 11 | SOUTH CAROLINA         | *of | 3    | 1   | 0  | 0   | 0  | 0  | 0  | 1  | 0  | 0  | 0   | 0   | 0  | 0   | 0 | 1  | 2  | 0 | .322  |
| Apr 12 | SOUTH CAROLINA         | *of | 4    | 1   | 3  | 1   | 0  | 0  | 0  | 0  | 0  | 0  | 0   | 0   | 0  | 0   | 0 | 0  | 1  | 0 | .341  |
| Apr 13 | SOUTH CAROLINA         | *of | 2    | 0   | 0  | 0   | 0  | 0  | 0  | 2  | 0  | 0  | 0   | 0   | 0  | 0   | 0 | 0  | 1  | 0 | .333  |
| Apr 15 | at UCA                 | *of | 4    | 0   | 0  | 0   | 0  | 0  | 0  | 0  | 0  | 0  | 0   | 0   | 0  | 0   | 0 | 2  | 0  | 0 | .320  |
| Apr 18 | COLORADO STATE-1       | *of | 2    | 1   | 1  | 0   | 0  | 0  | 0  | 0  | 0  | 0  | 0   | 0   | 0  | 1   | 0 | 0  | 0  | 0 | .323  |
| Apr 18 | COLORADO STATE-2       | *of | 2    | 1   | 0  | 1   | 0  | 0  | 0  | 1  | 0  | 0  | 0   | 0   | 1  | 0   | 0 | 3  | 0  | 0 | .317  |
| Apr 25 | at Texas A&M           | *of | 4    | 1   | 2  | 1   | 0  | 0  | 0  | 0  | 0  | 0  | 0   | 0   | 0  | 0   | 0 | 1  | 3  | 0 | .324  |
| Apr 26 | at Texas A&M           | *of | 3    | 2   | 0  | 0   | 0  | 0  | 0  | 1  | 0  | 0  | 0   | 0   | 0  | 0   | 0 | 7  | 0  | 0 | .315  |
| Apr 27 | at Texas A&M           | *of | 3    | 0   | 1  | 0   | 0  | 0  | 0  | 1  | 0  | 0  | 0   | 0   | 0  | 0   | 0 | 2  | 4  | 0 | .315  |
| May 01 | LSU                    | *of | 4    | 0   | 0  | 0   | 0  | 0  | 0  | 1  | 0  | 0  | 0   | 0   | 0  | 0   | 0 | 1  | 2  | 0 | .304  |
| May 02 | LSU                    | *of | 4    | 1   | 1  | 0   | 0  | 0  | 0  | 0  | 0  | 0  | 0   | 0   | 0  | 0   | 2 | 2  | 0  | 0 | .303  |
| May 03 | LSU                    | *of | 3    | 1   | 1  | 0   | 0  | 0  | 0  | 0  | 0  | 0  | 1   | 0   | 0  | 0   | 0 | 1  | 2  | 0 | .303  |
| May 07 | at Georgia             | *of | 2    | 1   | 0  | 0   | 0  | 0  | 0  | 2  | 0  | 0  | 0   | 0   | 0  | 0   | 0 | 2  | 0  | 0 | .298  |
| May 08 | vs Tennessee           | *of | 4    | 2   | 2  | 4   | 0  | 0  | 1  | 0  | 0  | 0  | 0   | 0   | 0  | 0   | 0 | 1  | 1  | 0 | .305  |
| Totals |                        |     | 50gs | 128 | 47 | 39  | 24 | 6  | 0  | 2  | 42 | 2  | 1   | 4   | 2  | 3   | 1 | 16 | 76 | 0 | 1.305 |



# REIS BEUERLEIN • BUR-line

RHP • R/R • 5-9 • Junior  
Cave Creek, Ariz. • Mississippi State (Pinnacle HS)

4

## CAREER STATS

| Year  | ERA  | W-L  | APP | GS | CG | SHO | SV | IP    | H   | R  | ER | BB | SO  | 2B | 3B | HR | BF  | B.AVG | WP | HBP | BK | SF | SH |
|-------|------|------|-----|----|----|-----|----|-------|-----|----|----|----|-----|----|----|----|-----|-------|----|-----|----|----|----|
| 2023  | 3.13 | 5-4  | 26  | 9  | 1  | 0/1 | 0  | 76.0  | 83  | 41 | 34 | 33 | 69  | 10 | 2  | 7  | 349 | .269  | 12 | 0   | 0  | 4  | 3  |
| 2024  | 2.05 | 2-2  | 10  | 8  | 1  | 1/1 | 0  | 30.2  | 31  | 13 | 9  | 9  | 12  | 4  | 0  | 2  | 130 | .263  | 4  | 1   | 0  | 1  | 1  |
| 2025  | 4.63 | 3-1  | 17  | 8  | 1  | 1/1 | 0  | 39.1  | 31  | 30 | 26 | 24 | 43  | 5  | 0  | 4  | 177 | .215  | 2  | 3   | 0  | 4  | 2  |
| TOTAL | 3.31 | 10-7 | 53  | 25 | 3  | 2/4 | 0  | 146.0 | 144 | 84 | 69 | 66 | 124 | 19 | 2  | 13 | 656 | .257  | 18 | 3   | 0  | 6  | 8  |

## SEASON HIGHS

| Category       | No. | Opponent (Last) | Date    |
|----------------|-----|-----------------|---------|
| Innings        | 5.1 | Tennessee       | 3/24/25 |
| Longest Start  | 5.0 | Colorado State  | 4/15/25 |
| Shortest Start | 0.0 | Florida         | 4/6/25  |
| Longest Relief | 5.1 | Tennessee       | 3/24/25 |
| Hits           | 4   | 2x (UCLA)       | 2/22/25 |
| Runs           | 4   | 4x (Illinois)   | 2/28/25 |
| Earned Runs    | 4   | 2x (UCLA)       | 2/22/25 |
| Walks          | 3   | Oklahoma        | 3/16/25 |
| Strikeouts     | 10  | Illinois        | 2/28/25 |
| Pitches        | 84  | Tennessee       | 3/24/25 |

## CAREER HIGHS

| Category       | No. | Opponent (Last) | Date    |
|----------------|-----|-----------------|---------|
| Innings        | 7.0 | Purdue          | 3/15/23 |
| Longest Start  | 7.0 | Purdue          | 3/15/23 |
| Shortest Start | 0.0 | Florida         | 4/6/25  |
| Longest Relief | 5.1 | Tennessee       | 3/24/25 |
| Hits           | 7   | Auburn          | 5/5/23  |
| Runs           | 4   | 6x (Illinois)   | 2/28/25 |
| Earned Runs    | 4   | 4x (UCLA)       | 2/22/25 |
| Walks          | 4   | 3x (Auburn)     | 5/7/23  |
| Strikeouts     | 14  | Purdue          | 3/15/23 |
| Pitches        | 112 | Purdue          | 3/15/23 |

## PLAYER PROFILE

- » Transferred to Arkansas after spending her freshman season at Mississippi State in 2023.
- » Picked up first win as a Razorback by throwing four shutout innings while surrendering just three hits and picking up a strikeout in a 7-0 win over Illinois State on Feb. 22, 2024.
- » Made a team-high 26 appearances with nine starts while posting a 3.13 ERA and striking out 69 batters in 76 innings of work at Mississippi State (2023).
- » Prepped at Pinnacle High School in Phoenix, Ariz., where she was rated as the No. 68 player and No. 25 pitcher nationally in the class of 2022.
- » Led the state of Arizona in wins (23) as a senior in 2022.
- » Has over 100 cousins due to her father being one of 12 children. Second cousin is former NFL QB Steve Beuerlein.
- » Father Ed Beuerlein was drafted by the Milwaukee Brewers in the 14th round of the 1986 MLB draft before playing collegiately at Louisiana Tech and playing three years in the Houston Astros farm system.
- » Majoring in Information Systems Business Analytics

## CAREER HONORS

- » SEC Pitcher of the Week (April 22, 2025)
- » SEC Freshman of the Week (March 21, 2023)
- » NFCA All-America Scholar-Athlete (2023)

## GAME-BY-GAME

| Date   | Opponent         | GS | IP  | H    | R  | ER | BB | SO | 2B | 3B | HR | WP | BK | HBP | IBB | Score | W-L    | Sv  | ERA  | NP   |  |
|--------|------------------|----|-----|------|----|----|----|----|----|----|----|----|----|-----|-----|-------|--------|-----|------|------|--|
| Feb 07 | vs Lipscomb      | *  | 4.0 | 2    | 0  | 0  | 1  | 5  | 0  | 0  | 0  | 0  | 0  | 0   | 0   | 23-0  | 1-0    | 0   | 0.00 | 55   |  |
| Feb 08 | vs Bradley       |    | 1.0 | 0    | 0  | 0  | 0  | 2  | 0  | 0  | 0  | 0  | 0  | 0   | 0   | 9-1   | 1-0    | 0   | 0.00 | 15   |  |
| Feb 15 | vs Southern Miss | *  | 3.2 | 4    | 4  | 4  | 2  | 4  | 0  | 0  | 1  | 1  | 0  | 1   | 0   | 12-4  | 1-0    | 0   | 3.23 | 65   |  |
| Feb 21 | vs LMU           |    | 2.0 | 3    | 2  | 2  | 0  | 3  | 1  | 0  | 0  | 0  | 0  | 0   | 0   | 6-2   | 1-0    | 0   | 3.94 | 25   |  |
| Feb 22 | vs UCLA          |    | 0.2 | 4    | 4  | 4  | 2  | 0  | 0  | 0  | 0  | 0  | 0  | 0   | 0   | 1-9   | 1-0    | 0   | 6.18 | 40   |  |
| Feb 28 | ILLINOIS         | *  | 4.0 | 3    | 4  | 2  | 1  | 10 | 0  | 0  | 1  | 0  | 0  | 1   | 0   | 12-4  | 2-0    | 0   | 5.48 | 67   |  |
| Mar 02 | MISSOURI STATE   | *  | 2.0 | 2    | 1  | 1  | 0  | 5  | 2  | 0  | 0  | 0  | 0  | 0   | 0   | 13-2  | 2-0    | 0   | 5.25 | 29   |  |
| Mar 08 | at Ole Miss      |    | 0.0 | 1    | 3  | 3  | 2  | 0  | 0  | 0  | 0  | 0  | 0  | 0   | 0   | 3-9   | 2-0    | 0   | 6.46 | 14   |  |
| Mar 16 | OKLAHOMA         |    | 2.1 | 4    | 3  | 3  | 3  | 2  | 1  | 0  | 1  | 0  | 0  | 0   | 0   | 7-10  | 2-0    | 0   | 6.76 | 49   |  |
| Mar 24 | at Tennessee     |    | 5.1 | 0    | 0  | 0  | 2  | 6  | 0  | 0  | 0  | 0  | 0  | 0   | 0   | 2-3   | 2-0    | 0   | 5.32 | 84   |  |
| Mar 29 | KENTUCKY         |    | 1.0 | 0    | 0  | 0  | 0  | 1  | 0  | 0  | 0  | 0  | 0  | 0   | 0   | 10-2  | 2-0    | 0   | 5.12 | 13   |  |
| Mar 30 | KENTUCKY         | *  | 4.0 | 1    | 1  | 1  | 1  | 3  | 0  | 0  | 1  | 0  | 0  | 0   | 0   | 2-1   | 2-0    | 0   | 4.67 | 61   |  |
| Apr 06 | at Florida       | *  | 0.0 | 0    | 3  | 3  | 3  | 0  | 0  | 0  | 0  | 0  | 0  | 0   | 0   | 9-5   | 2-0    | 0   | 5.37 | 15   |  |
| Apr 18 | COLORADO STATE-2 | *  | 5.0 | 0    | 0  | 0  | 0  | 2  | 0  | 0  | 0  | 0  | 0  | 0   | 0   | 8-0   | 3-0    | 0   | 4.60 | 46   |  |
| Apr 27 | at Texas A&M     | *  | 3.2 | 4    | 1  | 1  | 3  | 0  | 1  | 0  | 0  | 1  | 0  | 0   | 0   | 0-2   | 3-1    | 0   | 4.34 | 61   |  |
| May 01 | LSU              |    | 0.2 | 2    | 3  | 1  | 2  | 0  | 0  | 0  | 0  | 0  | 0  | 1   | 0   | 12-9  | 3-1    | 0   | 4.45 | 29   |  |
| May 02 | LSU              |    | 0.0 | 1    | 1  | 1  | 2  | 0  | 0  | 0  | 0  | 0  | 0  | 0   | 0   | 2-13  | 3-1    | 0   | 4.63 | 16   |  |
| Totals |                  |    | 8   | 39.1 | 31 | 30 | 26 | 24 | 43 | 5  | 0  | 4  | 2  | 0   | 3   | 0     | 131-76 | 3-1 | 0    | 4.63 |  |



# ASHTYN REICHARDT

OF • L/L • 5-7 • Freshman  
Katy, Texas • Katy HS

5

### CAREER STATS

| Year  | Avg. | GP-GS | AB | R | H | 2B | 3B | HR | RBI | TB | SLG% | BB | HBP | SO | GDP | OBP  | SF | SH | SB-ATT | PO | A | E | FLD% |
|-------|------|-------|----|---|---|----|----|----|-----|----|------|----|-----|----|-----|------|----|----|--------|----|---|---|------|
| 2025  | .000 | 0-0   | -  | - | - | -  | -  | -  | -   | -  | .000 | -  | -   | -  | -   | .000 | -  | -  | 0-0    | -  | - | - | .000 |
| TOTAL | .000 | 0-0   | -  | - | - | -  | -  | -  | -   | -  | .000 | -  | -   | -  | -   | .000 | -  | -  | 0-0    | -  | - | - | .000 |

### SEASON HIGHS

| Category  | No. | Opponent (Last) | Date |
|-----------|-----|-----------------|------|
| Hits      | -   | -               | -    |
| Doubles   | -   | -               | -    |
| Triples   | -   | -               | -    |
| Home Runs | -   | -               | -    |
| RBIs      | -   | -               | -    |
| Runs      | -   | -               | -    |
| Walks     | -   | -               | -    |
| ABs       | -   | -               | -    |

### CAREER HIGHS

| Category  | No. | Opponent (Last) | Date |
|-----------|-----|-----------------|------|
| Hits      | -   | -               | -    |
| Doubles   | -   | -               | -    |
| Triples   | -   | -               | -    |
| Home Runs | -   | -               | -    |
| RBIs      | -   | -               | -    |
| Runs      | -   | -               | -    |
| Walks     | -   | -               | -    |
| ABs       | -   | -               | -    |

### PLAYER PROFILE

- » Will redshirt this season after suffering an ACL injury this past summer.
- » Played high school softball with Cam Harrison and Kai-ley Wyckoff at Katy High School in Katy, Texas. Played under former Kansas (1988-1995) and Alabama coach (1996-1998) Kalum Haack at Katy.
- » Batted .551 with 59 hits, 10 doubles, three triples, 12 home runs, 46 RBI, 69 runs scored and 21 stolen bases as a senior at Katy (2024), helping lead the Tigers to a No. 1 national ranking during the 2024 season in which they posted a 39-3-1 overall record.
- » Struck out just once in her first 100 at-bats her senior year while at Katy High School.
- » Was one of six DI signees on her high school team in 2024.
- » Played travel ball with Impact Gold Jackson 18U where she was teammates with current teammates Cam Harrison and Ella McDowell. Has played softball with Cam Harrison since she was eight years old.
- » Majoring in Biology

### CAREER HONORS

- » District 19-6A First-Team (2021, 2022, 2023, 2024)
- » District 19-6A Offensive MVP (2024)
- » First-Team All-Greater Houston (2024)
- » Texas Class 6A First-Team All-State (2024)
- » Extra Inning Softball No. 22 Overall Player (2024)

### GAME-BY-GAME

| Date | Opponent | Pos | AB | R | H | RBI | 2B | 3B | HR | BB | SB | CS | HBP | SAC | SF | GDP | K | PO | A | E | AVG  |
|------|----------|-----|----|---|---|-----|----|----|----|----|----|----|-----|-----|----|-----|---|----|---|---|------|
| -    | -        | -   | -  | - | - | -   | -  | -  | -  | -  | -  | -  | -   | -   | -  | -   | - | -  | - | - | .000 |





# ELLA MCDOWELL

INF • R/R • 5-6 • Freshman

Richmond, Texas • Foster HS

6

## CAREER STATS

| Year  | Avg. | GP-GS | AB  | R  | H  | 2B | 3B | HR | RBI | TB | SLG% | BB | HBP | SO | GDP | OBP  | SF | SH | SB-ATT | PO | A  | E | FLD% |
|-------|------|-------|-----|----|----|----|----|----|-----|----|------|----|-----|----|-----|------|----|----|--------|----|----|---|------|
| 2025  | .356 | 51-51 | 160 | 35 | 57 | 8  | 1  | 7  | 47  | 88 | .550 | 17 | 3   | 10 | 2   | .423 | 2  | 0  | 2-2    | 41 | 72 | 3 | .974 |
| TOTAL | .356 | 51-51 | 160 | 35 | 57 | 8  | 1  | 7  | 47  | 88 | .550 | 17 | 3   | 10 | 2   | .423 | 2  | 0  | 2-2    | 41 | 72 | 3 | .974 |

## SEASON HIGHS

| Category  | No. | Opponent (Last)     | Date    |
|-----------|-----|---------------------|---------|
| Hits      | 4   | at Florida          | 4/5/25  |
| Doubles   | 2   | at Florida          | 4/5/25  |
| Triples   | 1   | Ole Miss            | 3/9/25  |
| Home Runs | 1   | 6x (Florida)        | 4/5/25  |
| RBI's     | 5   | South Carolina      | 4/11/25 |
| Runs      | 3   | Colorado State      | 4/18/25 |
| Walks     | 2   | 2x (Colorado State) | 4/18/25 |
| ABs       | 5   | 2x (LSU)            | 5/1/25  |

## CAREER HIGHS

| Category  | No. | Opponent (Last)     | Date    |
|-----------|-----|---------------------|---------|
| Hits      | 4   | at Florida          | 4/5/25  |
| Doubles   | 2   | at Florida          | 4/5/25  |
| Triples   | 1   | Ole Miss            | 3/9/25  |
| Home Runs | 1   | 6x (Florida)        | 4/5/25  |
| RBI's     | 5   | South Carolina      | 4/11/25 |
| Runs      | 3   | Colorado State      | 4/18/25 |
| Walks     | 2   | 2x (Colorado State) | 4/18/25 |
| ABs       | 5   | 2x (LSU)            | 5/1/25  |

## PLAYER PROFILE

- » Ranked as the No. 1 infielder and No. 3 overall player in the class of 2024 by Extra Innings Softball.
- » Played at Foster High School, where she batted .704 with a .789 on-base percentage, 1.544 slugging percentage, 22 home runs, 71 runs, 58 RBI and 31 stolen bases as a senior in 2024.
- » Her 22 home runs as a senior ranked seventh nationally among all prep players.
- » Made the Line Drive Media All-Summer Team after batting .609 with a 1.679 OPS, 15 HR, 60 RBI and 30 SB during the 2024 summer ball circuit.
- » Finished the 2023 season on a 32-game hitting streak while totaling 59 hits and 12 home runs while registering a .678 batting average.
- » Named a Top 100 Freshman by D1 Softball and appeared on the Softball America Freshman Watch List ahead of the 2025 Season.
- » Was intentionally walked her last 11 at-bats of her high school career.
- » Played baseball from the ages of 6-8.

## CAREER HONORS

- » VYPE Houston Softball Player of the Year (2024)
- » US 18-U National Team Member (2024)
- » WBSC U-18 Women's Softball World Cup Group C Most Outstanding Player (2024)
- » All-Greater Houston Hitter of the Year (2024)
- » First-Team All-VYPE (2023, 2024)
- » 20-5A District MVP (2021, 2022, 2023, 2024)
- » 20-5A First-Team All-District (2021, 2022, 2023, 2024)
- » First-Team All-Greater Houston (2021, 2022, 2023, 2024)
- » All-Greater Houston Newcomer of the Year (2021)

## GAME-BY-GAME

| Date   | Opponent               | Pos | AB   | R   | H  | RBI | 2B | 3B | HR | BB | SB | CS | HBP | SAC | SF | GDP | K | PO | A  | E  | AVG |      |
|--------|------------------------|-----|------|-----|----|-----|----|----|----|----|----|----|-----|-----|----|-----|---|----|----|----|-----|------|
| Feb 06 | at Texas State         | *3b | 3    | 1   | 2  | 1   | 0  | 0  | 1  | 0  | 0  | 0  | 0   | 0   | 0  | 0   | 0 | 0  | 2  | 1  | 0   | .667 |
| Feb 07 | vs Lipscomb            | *ss | 2    | 2   | 1  | 0   | 1  | 0  | 0  | 2  | 0  | 0  | 0   | 0   | 0  | 0   | 0 | 0  | 1  | 0  | 0   | .600 |
| Feb 07 | vs Bradley             | *3b | 3    | 0   | 1  | 0   | 0  | 0  | 0  | 0  | 0  | 0  | 0   | 0   | 0  | 0   | 0 | 1  | 2  | 2  | 0   | .500 |
| Feb 08 | vs Bradley             | *3b | 3    | 0   | 1  | 1   | 0  | 0  | 0  | 1  | 0  | 0  | 0   | 0   | 0  | 0   | 0 | 0  | 0  | 4  | 0   | .455 |
| Feb 08 | vs San Diego           | *3b | 3    | 0   | 0  | 0   | 0  | 0  | 0  | 1  | 0  | 0  | 0   | 0   | 0  | 0   | 0 | 0  | 1  | 1  | 0   | .357 |
| Feb 14 | vs Louisiana Monroe    | *3b | 3    | 0   | 2  | 2   | 0  | 0  | 0  | 0  | 0  | 0  | 0   | 0   | 1  | 0   | 0 | 0  | 2  | 0  | 0   | .412 |
| Feb 14 | at Louisiana Tech      | *3b | 3    | 1   | 0  | 0   | 0  | 0  | 0  | 0  | 0  | 0  | 0   | 0   | 0  | 0   | 0 | 0  | 0  | 1  | 0   | .350 |
| Feb 15 | vs Southern Miss       | *3b | 4    | 2   | 2  | 1   | 1  | 0  | 1  | 0  | 0  | 0  | 0   | 0   | 0  | 0   | 0 | 0  | 0  | 1  | 0   | .375 |
| Feb 16 | vs Southern Miss       | *3b | 3    | 1   | 0  | 1   | 0  | 0  | 0  | 0  | 0  | 0  | 0   | 0   | 0  | 0   | 0 | 0  | 1  | 0  | 0   | .333 |
| Feb 16 | vs Louisiana Monroe    | *3b | 2    | 1   | 1  | 0   | 0  | 0  | 0  | 0  | 0  | 0  | 1   | 0   | 0  | 0   | 0 | 0  | 0  | 0  | 0   | .345 |
| Feb 20 | vs Rutgers             | *3b | 3    | 1   | 2  | 1   | 0  | 0  | 0  | 0  | 0  | 0  | 0   | 0   | 0  | 0   | 0 | 0  | 0  | 0  | 0   | .375 |
| Feb 20 | vs Cal State Fullerton | *3b | 2    | 0   | 1  | 1   | 0  | 0  | 0  | 1  | 0  | 0  | 0   | 0   | 0  | 0   | 0 | 0  | 1  | 2  | 0   | .382 |
| Feb 21 | vs Loyola Marymount    | *3b | 4    | 0   | 1  | 0   | 0  | 0  | 0  | 0  | 0  | 0  | 0   | 0   | 0  | 0   | 0 | 1  | 0  | 2  | 0   | .368 |
| Feb 22 | vs Baylor              | *3b | 3    | 1   | 1  | 1   | 0  | 0  | 0  | 0  | 0  | 0  | 0   | 0   | 0  | 0   | 0 | 0  | 0  | 1  | 0   | .366 |
| Feb 22 | vs UCLA                | *3b | 3    | 0   | 1  | 0   | 0  | 0  | 0  | 0  | 0  | 0  | 0   | 0   | 0  | 0   | 0 | 0  | 0  | 4  | 0   | .364 |
| Feb 28 | IOWA                   | *3b | 2    | 0   | 1  | 2   | 0  | 0  | 0  | 1  | 0  | 0  | 0   | 0   | 0  | 0   | 0 | 0  | 0  | 1  | 0   | .370 |
| Feb 28 | ILLINOIS               | *3b | 2    | 0   | 0  | 1   | 0  | 0  | 0  | 0  | 0  | 0  | 0   | 0   | 1  | 0   | 0 | 0  | 0  | 0  | 0   | .354 |
| Mar 01 | IOWA                   | *3b | 3    | 2   | 2  | 3   | 1  | 0  | 1  | 0  | 1  | 0  | 0   | 0   | 0  | 0   | 0 | 0  | 1  | 0  | 0   | .373 |
| Mar 01 | ILLINOIS               | *3b | 4    | 0   | 1  | 0   | 0  | 0  | 0  | 0  | 0  | 0  | 0   | 0   | 0  | 0   | 0 | 0  | 0  | 4  | 0   | .364 |
| Mar 02 | MISSOURI STATE         | *3b | 3    | 1   | 1  | 2   | 0  | 0  | 1  | 0  | 0  | 0  | 0   | 0   | 0  | 0   | 0 | 0  | 1  | 5  | 0   | .362 |
| Mar 07 | at Ole Miss            | *3b | 1    | 0   | 1  | 0   | 0  | 0  | 0  | 1  | 0  | 0  | 1   | 0   | 0  | 0   | 0 | 0  | 0  | 2  | 0   | .373 |
| Mar 08 | at Ole Miss            | *3b | 4    | 0   | 0  | 1   | 0  | 0  | 0  | 0  | 0  | 0  | 0   | 0   | 0  | 0   | 0 | 1  | 2  | 0  | 0   | .349 |
| Mar 09 | at Ole Miss            | *3b | 3    | 2   | 2  | 4   | 0  | 1  | 0  | 1  | 0  | 0  | 1   | 0   | 0  | 0   | 0 | 0  | 0  | 0  | 0   | .364 |
| Mar 15 | OKLAHOMA-1             | *3b | 3    | 0   | 0  | 0   | 0  | 0  | 0  | 0  | 0  | 0  | 0   | 0   | 0  | 0   | 0 | 0  | 0  | 2  | 1   | .348 |
| Mar 15 | OKLAHOMA-2             | *3b | 4    | 0   | 2  | 2   | 0  | 0  | 0  | 0  | 0  | 0  | 0   | 0   | 0  | 0   | 0 | 0  | 2  | 0  | 0   | .356 |
| Mar 16 | OKLAHOMA               | *3b | 2    | 0   | 0  | 0   | 0  | 0  | 0  | 1  | 0  | 0  | 0   | 0   | 0  | 0   | 0 | 0  | 1  | 0  | 0   | .347 |
| Mar 18 | UCA                    | *3b | 3    | 0   | 1  | 1   | 0  | 0  | 0  | 0  | 0  | 0  | 0   | 0   | 0  | 0   | 0 | 0  | 0  | 2  | 0   | .346 |
| Mar 22 | at Tennessee           | *3b | 4    | 1   | 1  | 0   | 0  | 0  | 0  | 0  | 0  | 0  | 0   | 0   | 0  | 0   | 0 | 0  | 2  | 1  | 0   | .341 |
| Mar 23 | at Tennessee           | *3b | 4    | 0   | 0  | 0   | 0  | 0  | 0  | 0  | 0  | 0  | 0   | 0   | 0  | 0   | 0 | 0  | 1  | 2  | 0   | .326 |
| Mar 24 | at Tennessee           | *3b | 2    | 0   | 1  | 0   | 0  | 0  | 0  | 1  | 0  | 0  | 0   | 0   | 0  | 0   | 0 | 0  | 0  | 2  | 1   | .330 |
| Mar 28 | KENTUCKY               | *3b | 2    | 0   | 0  | 0   | 0  | 0  | 0  | 1  | 0  | 0  | 0   | 0   | 0  | 0   | 0 | 0  | 1  | 1  | 0   | .322 |
| Mar 29 | KENTUCKY               | *3b | 2    | 0   | 1  | 2   | 0  | 0  | 0  | 1  | 0  | 0  | 0   | 0   | 0  | 0   | 0 | 0  | 1  | 3  | 0   | .326 |
| Mar 30 | KENTUCKY               | *3b | 3    | 1   | 2  | 1   | 0  | 0  | 1  | 0  | 0  | 0  | 0   | 0   | 0  | 0   | 0 | 0  | 1  | 1  | 0   | .337 |
| Apr 04 | at Florida             | *3b | 4    | 0   | 3  | 0   | 0  | 0  | 0  | 0  | 0  | 0  | 0   | 0   | 0  | 0   | 0 | 0  | 2  | 0  | 0   | .354 |
| Apr 05 | at Florida             | *3b | 5    | 1   | 4  | 4   | 0  | 0  | 1  | 1  | 0  | 0  | 0   | 0   | 0  | 0   | 0 | 0  | 2  | 5  | 0   | .375 |
| Apr 06 | at Florida             | *3b | 4    | 2   | 3  | 2   | 2  | 0  | 0  | 0  | 0  | 0  | 0   | 0   | 0  | 0   | 0 | 0  | 4  | 2  | 0   | .389 |
| Apr 07 | at North Florida       | *3b | 4    | 1   | 2  | 2   | 1  | 0  | 0  | 0  | 0  | 0  | 0   | 0   | 0  | 0   | 0 | 0  | 1  | 4  | 0   | .393 |
| Apr 11 | SOUTH CAROLINA         | *3b | 4    | 2   | 2  | 5   | 1  | 0  | 0  | 0  | 0  | 0  | 0   | 0   | 0  | 0   | 0 | 1  | 0  | 0  | 0   | .397 |
| Apr 12 | SOUTH CAROLINA         | *3b | 3    | 0   | 0  | 1   | 0  | 0  | 0  | 1  | 0  | 0  | 0   | 0   | 0  | 0   | 0 | 0  | 2  | 4  | 0   | .387 |
| Apr 13 | SOUTH CAROLINA         | *3b | 4    | 1   | 2  | 0   | 0  | 0  | 0  | 0  | 0  | 0  | 0   | 0   | 0  | 0   | 0 | 0  | 0  | 1  | 0   | .390 |
| Apr 15 | at UCA                 | *3b | 4    | 2   | 2  | 0   | 1  | 0  | 0  | 0  | 0  | 0  | 0   | 0   | 0  | 0   | 0 | 0  | 1  | 2  | 0   | .394 |
| Apr 18 | COLORADO STATE-1       | *3b | 1    | 3   | 1  | 2   | 0  | 0  | 2  | 1  | 0  | 0  | 0   | 0   | 0  | 0   | 0 | 0  | 1  | 1  | 0   | .398 |
| Apr 18 | COLORADO STATE-2       | *3b | 2    | 1   | 0  | 0   | 0  | 0  | 0  | 1  | 0  | 0  | 0   | 0   | 0  | 0   | 0 | 0  | 0  | 2  | 0   | .392 |
| Apr 25 | at Texas A&M           | *3b | 4    | 2   | 2  | 3   | 0  | 0  | 1  | 0  | 0  | 0  | 0   | 0   | 0  | 0   | 0 | 1  | 0  | 0  | 0   | .396 |
| Apr 26 | at Texas A&M           | *3b | 4    | 1   | 3  | 0   | 0  | 0  | 0  | 0  | 0  | 0  | 0   | 0   | 0  | 0   | 0 | 0  | 1  | 1  | 1   | .406 |
| Apr 27 | at Texas A&M           | *3b | 3    | 0   | 0  | 0   | 0  | 0  | 0  | 0  | 0  | 0  | 0   | 0   | 0  | 0   | 0 | 1  | 1  | 0  | 0   | .397 |
| May 01 | LSU                    | *3b | 5    | 1   | 1  | 0   | 0  | 0  | 0  | 0  | 0  | 0  | 0   | 0   | 0  | 0   | 0 | 0  | 0  | 1  | 2   | .390 |
| May 02 | LSU                    | *of | 4    | 1   | 1  | 0   | 0  | 0  | 0  | 0  | 0  | 0  | 0   | 0   | 0  | 0   | 0 | 2  | 2  | 0  | 0   | .303 |
| May 03 | LSU                    | *3b | 4    | 1   | 0  | 0   | 0  | 0  | 0  | 0  | 0  | 0  | 0   | 0   | 0  | 0   | 0 | 0  | 1  | 1  | 0   | .370 |
| May 07 | at Georgia             | *3b | 3    | 0   | 0  | 0   | 0  | 0  | 0  | 0  | 0  | 0  | 0   | 0   | 0  | 0   | 0 | 1  | 1  | 2  | 0   | .363 |
| May 08 | vs Tennessee           | *3b | 3    | 0   | 0  | 0   | 0  | 0  | 0  | 0  | 0  | 0  | 0   | 0   | 0  | 0   | 0 | 0  | 1  | 0  | 1   | .356 |
| Totals |                        |     | 51qs | 160 | 35 | 57  | 47 | 8  | 1  | 7  | 17 | 2  | 0   | 3   | 0  | 2   | 2 | 10 | 41 | 72 | 3   | .356 |



# COURTNEY DAY

UTL • R/R • 5-10 • Senior  
Pearland, Texas • Glenda Dawson HS/Texas

7

## CAREER STATS

| Year  | Avg. | GP-GS   | AB  | R  | H   | 2B | 3B | HR | RBI | TB  | SLG% | BB | HBP | SO | GDP | OBP  | SF | SH | SB-ATT | PO | A  | E | FLD%  |
|-------|------|---------|-----|----|-----|----|----|----|-----|-----|------|----|-----|----|-----|------|----|----|--------|----|----|---|-------|
| 2020  | .368 | 26-24   | 57  | 12 | 21  | 4  | 0  | 5  | 15  | 40  | .702 | 6  | 2   | 9  | 1   | .439 | 1  | 2  | 1-2    | 3  | 4  | 0 | 1.000 |
| 2021  | .323 | 38-24   | 62  | 10 | 20  | 1  | 2  | 2  | 11  | 31  | .500 | 1  | 1   | 13 | 1   | .338 | 1  | 0  | 1-1    | 2  | 3  | 3 | .625  |
| 2022  | .300 | 58-51   | 130 | 21 | 39  | 10 | 0  | 12 | 34  | 85  | .654 | 15 | 3   | 24 | 2   | .385 | 0  | 0  | 1-1    | 13 | 3  | 1 | .941  |
| 2023  | .308 | 54-51   | 130 | 20 | 40  | 7  | 0  | 7  | 31  | 68  | .523 | 22 | 1   | 29 | 0   | .409 | 1  | 0  | 2-2    | 42 | 1  | 3 | .935  |
| 2025  | .325 | 47-46   | 123 | 31 | 40  | 10 | 1  | 16 | 62  | 100 | .813 | 28 | 6   | 14 | 4   | .463 | 3  | 1  | 0-0    | 2  | 0  | 0 | 1.000 |
| TOTAL | .319 | 223-196 | 500 | 94 | 160 | 32 | 3  | 42 | 153 | 324 | .645 | 72 | 13  | 88 | 6   | .413 | 6  | 3  | 5-6    | 62 | 11 | 7 | .913  |

## CAREER HONORS

- » Women's College World Series All-Tournament Team (2022)
- » District 23-6A MVP (2018, 2019)
- » TGCA All-State (2019)
- » TSWA Second-Team All-State (2018)
- » HR celebration (two handed wave) is inspired by Lane Frost the late professional bull rider.

| Year  | ERA  | W-L | APP | GS | CG | SHO | SV | IP   | H  | R  | ER | BB | SO | 2B | 3B | HR | BF  | B.AVG | WP | HBP | BK | SF | SH |
|-------|------|-----|-----|----|----|-----|----|------|----|----|----|----|----|----|----|----|-----|-------|----|-----|----|----|----|
| 2020  | 1.00 | 5-0 | 10  | 2  | 1  | 1   | 0  | 28.0 | 17 | 6  | 4  | 0  | 22 | 1  | 1  | 0  | 106 | .167  | 0  | 3   | 0  | 1  | 0  |
| 2021  | 3.67 | 4-1 | 11  | 5  | 0  | 0   | 1  | 34.1 | 41 | 27 | 18 | 19 | 23 | 7  | 0  | 1  | 168 | .289  | 3  | 3   | 0  | 2  | 2  |
| 2022  | 2.21 | 0-0 | 3   | 0  | 0  | 0   | 0  | 6.1  | 8  | 6  | 2  | 4  | 2  | 1  | 0  | 1  | 33  | .285  | 1  | 1   | 0  | 0  | 0  |
| 2025  | 0.00 | 0-0 | 1   | 0  | 0  | 0/0 | 0  | 1.0  | 1  | 0  | 0  | 0  | 1  | 0  | 0  | 0  | 4   | .250  | 0  | 0   | 0  | 0  | 0  |
| TOTAL | 2.41 | 0-0 | 25  | 7  | 1  | 1   | 1  | 69.2 | 67 | 39 | 24 | 23 | 48 | 9  | 1  | 2  | 311 | .242  | 4  | 7   | 0  | 3  | 2  |

## SEASON HIGHS

| Category  | No. | Opponent (Last) | Date    |
|-----------|-----|-----------------|---------|
| Hits      | 2   | 10x (LSU)       | 5/1/25  |
| Doubles   | 1   | 9x (LSU)        | 5/1/25  |
| Triples   | 1   | Missouri State  | 3/2/25  |
| Home Runs | 2   | Bradley         | 2/8/25  |
| RBI's     | 6   | Illinois        | 2/28/25 |
| Runs      | 3   | Ole Miss        | 3/9/25  |
| Walks     | 3   | Colorado State  | 4/18/25 |
| ABs       | 5   | Ole Miss        | 3/9/25  |

## CAREER HIGHS

| Category  | No. | Opponent (Last)     | Date    |
|-----------|-----|---------------------|---------|
| Hits      | 3   | 5x (Wisconsin)      | 3/10/23 |
| Doubles   | 2   | 2x (Texas A&M)      | 5/21/23 |
| Triples   | 1   | 3x (Missouri State) | 3/2/25  |
| Home Runs | 2   | 4x (Bradley)        | 2/8/25  |
| RBI's     | 6   | Illinois            | 2/28/25 |
| Runs      | 3   | Ole Miss            | 3/9/25  |
| Walks     | 3   | Colorado State      | 4/18/25 |
| ABs       | 5   | 3x (Ole Miss)       | 3/9/25  |


## PLAYER PROFILE

- » Signed with Arkansas this past December after transferring from Ole Miss where she transferred to following the 2023 season but did not play. Spent the 2020-23 seasons at Texas.
- » Named to the Women's College World Series (WCWS) All-Tournament Team in 2022 after leading Texas over its seven-day stay at the event with three home runs and eight RBIs
- » Prepped at Glenda Dawson High School where she earned three consecutive academic all-district selections in softball, basketball and volleyball while also being chosen to the National Honor Society
- » Was roommates with Carlee Ratcliff at Texas in 2022.

## GAME-BY-GAME

| Date   | Opponent               | Pos    | AB   | R   | H  | RBI | 2B | 3B | HR | BB | SB | CS | HBP | SAC | SF | GDP | K | PO | A | E | AVG  |
|--------|------------------------|--------|------|-----|----|-----|----|----|----|----|----|----|-----|-----|----|-----|---|----|---|---|------|
| Feb 06 | at Texas State         | *ss/dp | 2    | 0   | 0  | 0   | 0  | 0  | 0  | 0  | 0  | 0  | 0   | 0   | 0  | 0   | 0 | 1  | 0 | 0 | .000 |
| Feb 07 | vs Lipscomb            | ph/of  | 2    | 1   | 1  | 3   | 0  | 0  | 1  | 0  | 0  | 0  | 0   | 0   | 0  | 0   | 0 | 0  | 0 | 0 | .250 |
| Feb 08 | vs Bradley             | *dp    | 4    | 2   | 2  | 4   | 0  | 0  | 2  | 0  | 0  | 0  | 0   | 0   | 0  | 0   | 0 | 0  | 0 | 0 | .375 |
| Feb 08 | vs San Diego           | *of    | 3    | 0   | 0  | 0   | 0  | 0  | 0  | 0  | 0  | 0  | 0   | 0   | 0  | 0   | 1 | 0  | 0 | 0 | .273 |
| Feb 14 | vs Louisiana Monroe    | *dp    | 2    | 1   | 1  | 3   | 0  | 0  | 1  | 1  | 0  | 0  | 0   | 0   | 0  | 0   | 0 | 0  | 0 | 0 | .308 |
| Feb 14 | at Louisiana Tech      | *2b/dp | 3    | 2   | 2  | 1   | 1  | 0  | 0  | 0  | 0  | 0  | 0   | 0   | 0  | 0   | 0 | 0  | 0 | 0 | .375 |
| Feb 15 | vs Southern Miss       | *2b/dp | 2    | 1   | 2  | 0   | 1  | 0  | 0  | 0  | 0  | 0  | 2   | 0   | 0  | 0   | 0 | 0  | 0 | 0 | .444 |
| Feb 16 | vs Southern Miss       | *of/dp | 2    | 0   | 0  | 0   | 0  | 0  | 0  | 1  | 0  | 0  | 0   | 0   | 0  | 0   | 0 | 0  | 0 | 0 | .400 |
| Feb 16 | vs Louisiana Monroe    | *of/dp | 1    | 1   | 0  | 1   | 0  | 0  | 0  | 1  | 0  | 0  | 0   | 0   | 0  | 0   | 0 | 0  | 0 | 0 | .381 |
| Feb 20 | vs Rutgers             | *of    | 3    | 1   | 2  | 3   | 0  | 0  | 1  | 0  | 0  | 0  | 0   | 0   | 0  | 0   | 0 | 0  | 0 | 0 | .417 |
| Feb 20 | vs Cal State Fullerton | *c/dp  | 2    | 1   | 1  | 0   | 0  | 0  | 0  | 1  | 0  | 0  | 0   | 0   | 0  | 0   | 0 | 0  | 0 | 0 | .423 |
| Feb 21 | vs Loyola Marymount    | *of/ph | 3    | 1   | 1  | 2   | 0  | 0  | 1  | 1  | 0  | 0  | 0   | 0   | 0  | 0   | 0 | 0  | 1 | 0 | .414 |
| Feb 22 | vs Baylor              | *c/dp  | 2    | 0   | 0  | 1   | 0  | 0  | 0  | 1  | 0  | 0  | 0   | 0   | 0  | 0   | 0 | 0  | 0 | 0 | .387 |
| Feb 22 | vs UCLA                | *dp    | 3    | 0   | 0  | 0   | 0  | 0  | 0  | 0  | 0  | 0  | 0   | 0   | 0  | 0   | 1 | 0  | 0 | 0 | .353 |
| Feb 28 | IOWA                   | *c/dp  | 2    | 0   | 1  | 2   | 0  | 0  | 0  | 1  | 0  | 0  | 0   | 0   | 0  | 0   | 0 | 0  | 0 | 0 | .361 |
| Feb 28 | ILLINOIS               | *of/dp | 4    | 2   | 2  | 6   | 1  | 0  | 1  | 0  | 0  | 0  | 0   | 0   | 0  | 0   | 0 | 1  | 0 | 0 | .375 |
| Mar 01 | IOWA                   | *of    | 3    | 1   | 2  | 3   | 1  | 0  | 1  | 0  | 0  | 0  | 0   | 0   | 0  | 0   | 0 | 0  | 0 | 0 | .395 |
| Mar 01 | ILLINOIS               | *of/dp | 1    | 1   | 1  | 2   | 1  | 0  | 0  | 2  | 0  | 0  | 0   | 0   | 1  | 0   | 0 | 0  | 0 | 0 | .409 |
| Mar 02 | MISSOURI STATE         | *c/dh  | 3    | 1   | 2  | 2   | 0  | 1  | 0  | 1  | 0  | 0  | 0   | 0   | 0  | 0   | 0 | 0  | 0 | 0 | .426 |
| Mar 07 | at Ole Miss            | *c/dp  | 3    | 0   | 0  | 0   | 0  | 0  | 0  | 0  | 0  | 0  | 0   | 0   | 0  | 0   | 0 | 1  | 0 | 0 | .400 |
| Mar 08 | at Ole Miss            | *of    | 3    | 0   | 1  | 0   | 0  | 0  | 0  | 1  | 0  | 0  | 0   | 0   | 0  | 0   | 0 | 1  | 1 | 0 | .396 |
| Mar 09 | at Ole Miss            | *dh    | 5    | 3   | 1  | 3   | 1  | 0  | 0  | 0  | 0  | 0  | 0   | 0   | 0  | 0   | 0 | 0  | 0 | 0 | .379 |
| Mar 15 | OKLAHOMA-1             | *dh    | 3    | 0   | 0  | 0   | 0  | 0  | 0  | 0  | 0  | 0  | 0   | 0   | 0  | 0   | 1 | 1  | 0 | 0 | .361 |
| Mar 15 | OKLAHOMA-2             | *dh    | 3    | 0   | 1  | 0   | 1  | 0  | 0  | 0  | 0  | 0  | 0   | 1   | 0  | 0   | 0 | 1  | 0 | 0 | .359 |
| Mar 16 | OKLAHOMA               | *dh    | 3    | 1   | 1  | 3   | 0  | 0  | 1  | 1  | 0  | 0  | 0   | 0   | 0  | 0   | 0 | 0  | 0 | 0 | .358 |
| Mar 18 | UCA                    | *dh    | 3    | 0   | 0  | 0   | 0  | 0  | 0  | 0  | 0  | 0  | 0   | 0   | 0  | 0   | 0 | 0  | 0 | 0 | .343 |
| Mar 22 | at Tennessee           | *dh    | 4    | 1   | 1  | 2   | 0  | 0  | 1  | 0  | 0  | 0  | 0   | 0   | 0  | 0   | 0 | 1  | 0 | 0 | .338 |
| Mar 23 | at Tennessee           | *dh    | 3    | 1   | 1  | 1   | 0  | 0  | 1  | 0  | 0  | 0  | 1   | 0   | 0  | 0   | 0 | 1  | 0 | 0 | .338 |
| Mar 24 | at Tennessee           | *c/dh  | 3    | 0   | 0  | 0   | 0  | 0  | 0  | 0  | 0  | 0  | 0   | 0   | 0  | 0   | 0 | 0  | 0 | 0 | .325 |
| Mar 28 | KENTUCKY               | *dh    | 1    | 1   | 0  | 1   | 0  | 0  | 0  | 1  | 0  | 0  | 0   | 0   | 1  | 0   | 0 | 0  | 0 | 0 | .321 |
| Mar 29 | KENTUCKY               | *dh    | 2    | 2   | 1  | 2   | 0  | 0  | 1  | 0  | 0  | 0  | 1   | 0   | 0  | 0   | 0 | 0  | 0 | 0 | .325 |
| Mar 30 | KENTUCKY               | *dh    | 1    | 0   | 0  | 0   | 0  | 0  | 0  | 2  | 0  | 0  | 0   | 0   | 0  | 0   | 0 | 0  | 0 | 0 | .321 |
| Apr 04 | at Florida             | *dh    | 4    | 0   | 0  | 0   | 0  | 0  | 0  | 0  | 0  | 0  | 0   | 0   | 0  | 0   | 0 | 1  | 0 | 0 | .307 |
| Apr 11 | SOUTH CAROLINA         | *dh    | 4    | 0   | 2  | 3   | 1  | 0  | 0  | 0  | 0  | 0  | 0   | 0   | 0  | 0   | 0 | 2  | 0 | 0 | .315 |
| Apr 12 | SOUTH CAROLINA         | *dh    | 4    | 0   | 1  | 0   | 0  | 0  | 0  | 0  | 0  | 0  | 0   | 0   | 0  | 0   | 0 | 1  | 0 | 0 | .312 |
| Apr 13 | SOUTH CAROLINA         | *dh    | 1    | 1   | 0  | 0   | 0  | 0  | 0  | 2  | 0  | 0  | 0   | 0   | 0  | 0   | 0 | 0  | 0 | 0 | .309 |
| Apr 15 | at UCA                 | *dh    | 3    | 0   | 1  | 3   | 1  | 0  | 0  | 0  | 0  | 0  | 0   | 0   | 0  | 0   | 1 | 1  | 0 | 0 | .310 |
| Apr 18 | COLORADO STATE-1       | *dh    | 2    | 1   | 1  | 4   | 0  | 0  | 1  | 1  | 0  | 0  | 0   | 0   | 0  | 0   | 0 | 0  | 0 | 0 | .314 |
| Apr 18 | COLORADO STATE-2       | *dh    | 0    | 0   | 0  | 0   | 0  | 0  | 0  | 3  | 0  | 0  | 0   | 0   | 0  | 0   | 0 | 0  | 0 | 0 | .314 |
| Apr 25 | at Texas A&M           | *dh/ph | 2    | 1   | 1  | 1   | 0  | 0  | 1  | 1  | 0  | 0  | 1   | 0   | 0  | 0   | 0 | 0  | 0 | 0 | .317 |
| Apr 26 | at Texas A&M           | *dh/ph | 4    | 0   | 2  | 1   | 0  | 0  | 0  | 0  | 0  | 0  | 0   | 0   | 0  | 0   | 0 | 0  | 0 | 0 | .324 |
| Apr 27 | at Texas A&M           | *dh    | 2    | 0   | 1  | 0   | 0  | 0  | 0  | 1  | 0  | 0  | 0   | 0   | 0  | 0   | 0 | 1  | 0 | 0 | .327 |
| May 01 | LSU                    | *dh    | 3    | 2   | 2  | 4   | 1  | 0  | 1  | 1  | 0  | 0  | 0   | 0   | 0  | 0   | 0 | 0  | 0 | 0 | .336 |
| May 02 | LSU                    | *dh    | 3    | 0   | 0  | 0   | 0  | 0  | 0  | 0  | 0  | 0  | 1   | 0   | 0  | 0   | 0 | 0  | 0 | 0 | .328 |
| May 03 | LSU                    | *dh    | 3    | 0   | 1  | 0   | 0  | 0  | 0  | 1  | 0  | 0  | 0   | 0   | 0  | 0   | 0 | 0  | 0 | 0 | .328 |
| May 07 | at Georgia             | *dh    | 2    | 1   | 1  | 1   | 0  | 0  | 1  | 1  | 0  | 0  | 0   | 0   | 0  | 0   | 0 | 0  | 0 | 0 | .331 |
| May 08 | vs Tennessee           | *dh    | 2    | 0   | 0  | 0   | 0  | 0  | 0  | 2  | 0  | 0  | 0   | 0   | 0  | 0   | 0 | 1  | 0 | 0 | .325 |
| Totals |                        |        | 46gs | 123 | 31 | 40  | 62 | 10 | 1  | 16 | 28 | 0  | 0   | 6   | 1  | 3   | 4 | 14 | 2 | 0 | .325 |

| Date   | Opponent       | GS | IP  | H   | R | ER | BB | SO | 2B | 3B | HR | WP | BK | HBP | IBB | Score | W-L | Sv | ERA  | NP |
|--------|----------------|----|-----|-----|---|----|----|----|----|----|----|----|----|-----|-----|-------|-----|----|------|----|
| Mar 02 | MISSOURI STATE |    | 1.0 | 1   | 0 | 0  | 0  | 1  | 0  | 0  | 0  | 0  | 0  | 0   | 0   | 13-2  | 0-0 | 0  | 0.00 | 23 |
| Totals |                |    | 0   | 1.0 | 1 | 0  | 0  | 1  | 0  | 0  | 0  | 0  | 0  | 0   | 0   | 13-2  | 0-0 | 0  | 0.00 | -  |



# ROBYN HERRON

LHP • R/L • 5-10 • Junior  
Tampa, Fla. • Sickles HS

11

### CAREER STATS

| Year  | ERA  | W-L   | APP | GS | CG | SHO  | SV | IP    | H   | R   | ER | BB  | SO  | 2B | 3B | HR | BF   | B.AVG | WP | HBP | BK | SF | SH |
|-------|------|-------|-----|----|----|------|----|-------|-----|-----|----|-----|-----|----|----|----|------|-------|----|-----|----|----|----|
| 2023  | 2.30 | 8-4   | 24  | 13 | 2  | 2/3  | 0  | 73.0  | 46  | 29  | 24 | 38  | 107 | 5  | 1  | 8  | 306  | .175  | 8  | 3   | 0  | 1  | 1  |
| 2024  | 1.62 | 12-9  | 29  | 19 | 10 | 5/0  | 0  | 125.1 | 74  | 36  | 29 | 43  | 143 | 9  | 2  | 7  | 503  | .171  | 11 | 12  | 0  | 5  | 9  |
| 2025  | 2.32 | 17-5  | 29  | 21 | 10 | 3/2  | 3  | 126.2 | 85  | 55  | 42 | 65  | 147 | 14 | 1  | 10 | 539  | .186  | 11 | 14  | 0  | 3  | 1  |
| TOTAL | 2.05 | 37-18 | 82  | 53 | 22 | 10/5 | 3  | 325.0 | 205 | 120 | 95 | 146 | 397 | 28 | 4  | 25 | 1348 | .178  | 30 | 29  | 0  | 9  | 11 |

### CAREER HONORS

- » SEC Spring Academic Honor Roll (2024)
- » SEC Pitcher of the Week (April 16, 2024)
- » Extra Inning Softball's Extra Elite 100 No. 14 Overall Player (2022)

### GAME-BY-GAME

| Date   | Opponent                | GS | IP  | H       | R  | ER | BB | SO  | 2B | 3B | HR | WP | BK | HBP | IBB | Score  | W-L  | Sv | ERA  | NP  |
|--------|-------------------------|----|-----|---------|----|----|----|-----|----|----|----|----|----|-----|-----|--------|------|----|------|-----|
| Feb 06 | at Texas State          | *  | 6.0 | 3       | 1  | 0  | 4  | 5   | 1  | 0  | 0  | 1  | 0  | 0   | 0   | 3-1    | 1-0  | 0  | 0.00 | 105 |
| Feb 08 | vs Bradley              | *  | 3.0 | 1       | 1  | 1  | 2  | 4   | 0  | 0  | 0  | 0  | 0  | 0   | 0   | 9-1    | 1-0  | 0  | 0.78 | 38  |
| Feb 14 | at Louisiana Tech       | *  | 5.0 | 3       | 1  | 1  | 1  | 7   | 0  | 0  | 1  | 0  | 0  | 0   | 0   | 9-1    | 2-0  | 0  | 1.00 | 65  |
| Feb 16 | vs Louisiana Monroe     | *  | 5.0 | 0       | 0  | 0  | 2  | 11  | 0  | 0  | 0  | 1  | 0  | 0   | 0   | 10-0   | 3-0  | 0  | 0.74 | 71  |
| Feb 20 | vs Cal State Fullerton* | *  | 5.0 | 1       | 0  | 0  | 2  | 8   | 0  | 1  | 0  | 1  | 0  | 0   | 0   | 10-0   | 4-0  | 0  | 0.58 | 60  |
| Feb 22 | vs Baylor               | *  | 4.0 | 0       | 0  | 0  | 0  | 6   | 0  | 0  | 0  | 0  | 0  | 1   | 0   | 8-0    | 5-0  | 0  | 0.50 | 55  |
| Feb 28 | IOWA                    | *  | 5.0 | 1       | 0  | 0  | 1  | 6   | 0  | 0  | 0  | 0  | 0  | 1   | 0   | 9-0    | 6-0  | 0  | 0.42 | 74  |
| Mar 07 | at Ole Miss             | *  | 5.0 | 6       | 5  | 3  | 1  | 5   | 0  | 0  | 1  | 1  | 0  | 2   | 0   | 1-9    | 6-1  | 0  | 0.92 | 108 |
| Mar 09 | at Ole Miss             | *  | 5.0 | 5       | 3  | 3  | 6  | 4   | 0  | 0  | 1  | 1  | 0  | 0   | 0   | 20-3   | 7-1  | 0  | 1.30 | 98  |
| Mar 15 | OKLAHOMA-1              | *  | 6.1 | 5       | 7  | 7  | 8  | 5   | 1  | 0  | 1  | 0  | 0  | 1   | 0   | 0-7    | 7-2  | 0  | 2.13 | 124 |
| Mar 15 | OKLAHOMA-2              | *  | 1.2 | 2       | 2  | 2  | 3  | 1   | 1  | 0  | 0  | 0  | 0  | 1   | 0   | 4-6    | 7-3  | 0  | 2.33 | 54  |
| Mar 18 | UCA                     | *  | 4.2 | 4       | 3  | 2  | 1  | 6   | 1  | 0  | 0  | 0  | 0  | 1   | 0   | 6-3    | 8-3  | 0  | 2.39 | 79  |
| Mar 22 | at Tennessee            | *  | 8.0 | 4       | 3  | 3  | 4  | 16  | 2  | 0  | 1  | 0  | 0  | 1   | 0   | 6-3    | 9-3  | 0  | 2.42 | 155 |
| Mar 23 | at Tennessee            | *  | 0.2 | 2       | 0  | 0  | 1  | 0   | 0  | 0  | 0  | 0  | 0  | 1   | 0   | 9-0    | 9-3  | 0  | 2.39 | 23  |
| Mar 28 | KENTUCKY                | *  | 2.2 | 1       | 0  | 0  | 2  | 2   | 0  | 0  | 0  | 1  | 0  | 0   | 0   | 5-3    | 9-3  | 1  | 2.30 | 53  |
| Mar 29 | KENTUCKY                | *  | 4.0 | 7       | 2  | 1  | 1  | 5   | 0  | 0  | 0  | 1  | 0  | 0   | 0   | 10-2   | 10-3 | 1  | 2.27 | 60  |
| Apr 04 | at Florida              | *  | 7.0 | 4       | 1  | 1  | 2  | 4   | 0  | 0  | 1  | 0  | 0  | 0   | 0   | 4-1    | 11-3 | 1  | 2.15 | 113 |
| Apr 05 | at Florida              | *  | 5.2 | 2       | 5  | 1  | 2  | 5   | 0  | 0  | 2  | 1  | 0  | 0   | 0   | 7-10   | 11-4 | 1  | 2.09 | 99  |
| Apr 11 | SOUTH CAROLINA          | *  | 6.0 | 3       | 2  | 2  | 4  | 9   | 1  | 0  | 0  | 0  | 0  | 1   | 0   | 10-2   | 12-4 | 1  | 2.11 | 111 |
| Apr 12 | SOUTH CAROLINA          | *  | 1.2 | 1       | 0  | 0  | 0  | 2   | 0  | 0  | 0  | 0  | 0  | 0   | 0   | 4-5    | 12-4 | 1  | 2.07 | 26  |
| Apr 13 | SOUTH CAROLINA          | *  | 7.0 | 7       | 4  | 4  | 3  | 7   | 1  | 0  | 1  | 0  | 0  | 1   | 0   | 5-4    | 13-4 | 1  | 2.21 | 122 |
| Apr 18 | COLORADO STATE-1        | *  | 3.0 | 2       | 1  | 1  | 1  | 4   | 2  | 0  | 0  | 0  | 0  | 0   | 0   | 14-1   | 14-4 | 1  | 2.21 | 45  |
| Apr 25 | at Texas A&M            | *  | 5.0 | 3       | 3  | 2  | 3  | 4   | 1  | 0  | 0  | 0  | 0  | 0   | 0   | 7-5    | 15-4 | 1  | 2.24 | 94  |
| Apr 26 | at Texas A&M            | *  | 0.1 | 0       | 0  | 0  | 1  | 0   | 0  | 0  | 0  | 0  | 0  | 0   | 0   | 7-4    | 15-4 | 2  | 2.23 | 8   |
| Apr 27 | at Texas A&M            | *  | 2.1 | 2       | 1  | 1  | 0  | 1   | 0  | 0  | 1  | 0  | 0  | 1   | 0   | 0-2    | 15-4 | 2  | 2.25 | 29  |
| May 01 | LSU                     | *  | 3.1 | 2       | 2  | 2  | 6  | 3   | 0  | 0  | 0  | 0  | 0  | 0   | 0   | 12-9   | 15-4 | 3  | 2.31 | 74  |
| May 02 | LSU                     | *  | 4.1 | 6       | 7  | 5  | 4  | 5   | 3  | 0  | 0  | 1  | 0  | 0   | 0   | 2-13   | 15-5 | 3  | 2.52 | 93  |
| May 07 | at Georgia              | *  | 3.0 | 1       | 0  | 0  | 0  | 3   | 0  | 0  | 0  | 0  | 0  | 0   | 0   | 5-1    | 16-5 | 3  | 2.46 | 32  |
| May 08 | vs Tennessee            | *  | 7.0 | 6       | 1  | 0  | 0  | 9   | 0  | 0  | 0  | 2  | 0  | 0   | 0   | 6-1    | 17-5 | 3  | 2.32 | 90  |
| Totals |                         |    | 21  | 126.285 | 55 | 42 | 65 | 147 | 14 | 1  | 10 | 11 | 0  | 14  | 0   | 202-97 | 17-5 | 3  | 2.32 | -   |

### SEASON HIGHS

| Category       | No. | Opponent (Last)     | Date    |
|----------------|-----|---------------------|---------|
| Innings        | 8.0 | Tennessee           | 3/22/25 |
| Longest Start  | 8.0 | Tennessee           | 3/22/25 |
| Shortest Start | 3.0 | Bradley             | 2/8/25  |
| Longest Relief | 5.2 | Florida             | 4/5/25  |
| Hits           | 7   | 2x (South Carolina) | 4/13/25 |
| Runs           | 7   | Oklahoma            | 3/15/25 |
| Earned Runs    | 7   | Oklahoma            | 3/15/25 |
| Walks          | 8   | Oklahoma            | 3/15/25 |
| Strikeouts     | 16  | Tennessee           | 3/22/25 |
| Pitches        | 155 | Tennessee           | 3/22/25 |

### CAREER HIGHS

| Category       | No. | Opponent (Last)     | Date    |
|----------------|-----|---------------------|---------|
| Innings        | 8.0 | Tennessee           | 3/22/25 |
| Longest Start  | 8.0 | Tennessee           | 3/22/25 |
| Shortest Start | 0.2 | Auburn              | 3/17/24 |
| Longest Relief | 6.1 | 2x (SEMO)           | 3/3/24  |
| Hits           | 7   | 2x (South Carolina) | 4/13/25 |
| Runs           | 7   | Oklahoma            | 3/15/25 |
| Earned Runs    | 7   | Oklahoma            | 3/15/25 |
| Walks          | 8   | Oklahoma            | 3/15/25 |
| Strikeouts     | 16  | Tennessee           | 3/22/25 |
| Pitches        | 155 | Tennessee           | 3/22/25 |

### PLAYER PROFILE

- » Is one of just seven returning pitchers nationally who ranked in the Top 25 in ERA and Top 40 in shutouts during the 2024 season, joining Nijaree Canady (Texas Tech), Maddia Groff (Omaha), Karlyn Pickens (Tennessee), Kasey Ricard (Boston), Alivia Wilken (North Alabama) and Isabella Smith (Oklahoma).
- » Her 10 10+ strikeout games are the third-most in program history trailing only Katy Henry (2005-08, 14) and Mary Haff (2018-22, 16).
- » Threw her first career perfect game and the second 7-inning perfect game in program history while striking out 11 in a 7-0 win over Illinois State on Feb. 24, 2024.
- » Ranked ninth nationally and second among all SEC pitchers in hits allowed per seven innings (4.13) in 2024.
- » Was part of the Razorbacks' No. 1 recruiting class in 2022, alongside current teammates Rylee Cloud, Reagan Johnson and Atalyia Rijo.
- » Helped lead Sickles High School to a No. 1 national ranking during the 2021 season garnering four wins in the circle during a 6-0 start.
- » Majoring in Public Health





PAYTON BURNHAM

RHP • R/R • 5-8 • Freshman  
Eugene, Ore. • Sheldon HS

12

CAREER STATS

| Year  | Avg. | GP-GS | AB  | R  | H  | 2B  | 3B | HR   | RBI | TB | SLG% | BB | HBP | SO | GDP | OBP  | SF  | SH    | SB-ATT | PO  | A  | E  | FLD% |
|-------|------|-------|-----|----|----|-----|----|------|-----|----|------|----|-----|----|-----|------|-----|-------|--------|-----|----|----|------|
| 2025  | .000 | 18-9  | 7   | 0  | 0  | 0   | 0  | 0    | 1   | 0  | .000 | 0  | 0   | 1  | 1   | .000 | 1   | 0     | 0-0    | 2   | 8  | 2  | .833 |
| TOTAL | .000 | 18-9  | 7   | 0  | 0  | 0   | 0  | 0    | 1   | 0  | .000 | 0  | 0   | 1  | 1   | .000 | 1   | 0     | 0-0    | 2   | 8  | 2  | .833 |
| Year  | ERA  | W-L   | APP | GS | CG | SHO | SV | IP   | H   | R  | ER   | BB | SO  | 2B | 3B  | HR   | BF  | B.AVG | WP     | HBP | BK | SF | SH   |
| 2025  | 2.61 | 13-2  | 24  | 16 | 3  | 2/3 | 3  | 94.0 | 80  | 40 | 35   | 39 | 77  | 10 | 0   | 9    | 404 | .226  | 4      | 6   | 0  | 0  | 5    |
| TOTAL | 2.61 | 13-2  | 24  | 16 | 3  | 2/3 | 3  | 94.0 | 80  | 40 | 35   | 39 | 77  | 10 | 0   | 9    | 404 | .226  | 4      | 6   | 0  | 0  | 5    |

SEASON HIGHS (PITCHING)

| Category       | No. | Opponent (Last)  | Date    |
|----------------|-----|------------------|---------|
| Innings        | 7.0 | LSU              | 5/3/25  |
| Longest Start  | 7.0 | LSU              | 5/3/25  |
| Shortest Start | 2.2 | UCLA             | 2/22/25 |
| Longest Relief | 3.0 | Kentucky         | 3/30/25 |
| Hits           | 7   | LSU              | 5/1/25  |
| Runs           | 6   | Ole Miss         | 3/8/25  |
| Earned Runs    | 4   | 2x (Oklahoma)    | 3/16/25 |
| Walks          | 8   | Texas A&M        | 4/26/25 |
| Strikeouts     | 9   | Central Arkansas | 4/15/25 |
| Pitches        | 120 | Texas A&M        | 4/26/25 |

CAREER HIGHS (PITCHING)

| Category       | No. | Opponent (Last)  | Date    |
|----------------|-----|------------------|---------|
| Innings        | 7.0 | LSU              | 5/3/25  |
| Longest Start  | 7.0 | LSU              | 5/3/25  |
| Shortest Start | 2.2 | UCLA             | 2/22/25 |
| Longest Relief | 3.0 | Kentucky         | 3/30/25 |
| Hits           | 7   | LSU              | 5/1/25  |
| Runs           | 6   | Ole Miss         | 3/8/25  |
| Earned Runs    | 4   | 2x (Oklahoma)    | 3/16/25 |
| Walks          | 8   | Texas A&M        | 4/26/25 |
| Strikeouts     | 9   | Central Arkansas | 4/15/25 |
| Pitches        | 120 | Texas A&M        | 4/26/25 |

SEASON HIGHS (HITTING)

| Category  | No. | Opponent (Last) | Date   |
|-----------|-----|-----------------|--------|
| Hits      | -   | -               | -      |
| Doubles   | -   | -               | -      |
| Triples   | -   | -               | -      |
| Home Runs | -   | -               | -      |
| RBI       | 1   | Bradley         | 2/7/25 |
| Runs      | -   | -               | -      |
| Walks     | -   | -               | -      |
| ABs       | 1   | Lipscomb        | 2/7/25 |

CAREER HIGHS (HITTING)

| Category  | No. | Opponent (Last) | Date   |
|-----------|-----|-----------------|--------|
| Hits      | -   | -               | -      |
| Doubles   | -   | -               | -      |
| Triples   | -   | -               | -      |
| Home Runs | -   | -               | -      |
| RBI       | 1   | Bradley         | 2/7/25 |
| Runs      | -   | -               | -      |
| Walks     | -   | -               | -      |
| ABs       | 1   | Lipscomb        | 2/7/25 |

CAREER HONORS | PLAYER PROFILE

|   |  |
|---|--|
| » D1 Softball D100 Freshman (2025)                    | » Oregon 6A Pitcher of the Year (2023, 2024)   |
| » Softball America Freshman Watch List (2025)         | » Struck out 10 while spinning a no-hitter in the 2024 Oregon 6A State Championship. |
| » MaxPreps All-American (2024)                        | » Trains horses and dogs in her free time.   |
| » Oregon Gatorade Player of the Year (2023)           | » Majoring in Recreation and Sports Management                                       |
| » Led Shelton HS to 6A Oregon State title (2023,2024) |  |

GAME-BY-GAME

| Date   | Opponent            | Pos   | AB | R | H | RBI | 2B | 3B | HR | BB | SB | CS | HBP | SAC | SF | GDP | K | PO | A | E | AVG   |
|--------|---------------------|-------|----|---|---|-----|----|----|----|----|----|----|-----|-----|----|-----|---|----|---|---|-------|
| Feb 07 | vs Lipscomb         | ph    | 1  | 0 | 0 | 0   | 0  | 0  | 0  | 0  | 0  | 0  | 0   | 0   | 0  | 0   | 0 | 0  | 0 | 0 | .000  |
| Feb 07 | vs Bradley          | *p/ph | 0  | 0 | 0 | 1   | 0  | 0  | 0  | 0  | 0  | 0  | 0   | 0   | 0  | 1   | 0 | 0  | 0 | 0 | .000  |
| Feb 14 | vs Louisiana Monroe | *p    | 2  | 0 | 0 | 0   | 0  | 0  | 0  | 0  | 0  | 0  | 0   | 0   | 0  | 0   | 1 | 0  | 0 | 0 | .000  |
| Feb 16 | vs Louisiana Monroe | ph    | 1  | 0 | 0 | 0   | 0  | 0  | 0  | 0  | 0  | 0  | 0   | 0   | 0  | 0   | 0 | 0  | 0 | 0 | .000  |
| Feb 22 | vs Baylor           | ph    | 1  | 0 | 0 | 0   | 0  | 0  | 0  | 0  | 0  | 0  | 0   | 0   | 0  | 0   | 0 | 0  | 0 | 0 | .000  |
| Mar 01 | IOWA                | ph    | 1  | 0 | 0 | 0   | 0  | 0  | 0  | 0  | 0  | 0  | 0   | 0   | 0  | 0   | 0 | 1  | 0 | 0 | .000  |
| Mar 30 | KENTUCKY            | p     | 1  | 0 | 0 | 0   | 0  | 0  | 0  | 0  | 0  | 0  | 0   | 0   | 0  | 0   | 0 | 0  | 1 | 0 | .000  |
| Totals |                     | 7gs   | 7  | 0 | 0 | 1   | 0  | 0  | 0  | 0  | 0  | 0  | 0   | 0   | 0  | 1   | 1 | 1  | 2 | 8 | 2.000 |

| Date   | Opponent            | GS | IP  | H    | R  | ER | BB | SO | 2B | 3B | HR | WP | BK | HBP | IBB | Score | W-L    | Sv   | ERA  | NP   |   |
|--------|---------------------|----|-----|------|----|----|----|----|----|----|----|----|----|-----|-----|-------|--------|------|------|------|---|
| Feb 07 | vs Bradley          | *  | 6.1 | 3    | 1  | 1  | 1  | 8  | 0  | 0  | 0  | 1  | 0  | 1   | 0   | 3-1   | 1-0    | 0    | 1.11 | 94   |   |
| Feb 08 | vs San Diego        |    | 2.0 | 0    | 0  | 0  | 2  | 0  | 0  | 0  | 0  | 0  | 0  | 0   | 0   | 2-1   | 2-0    | 0    | 0.84 | 25   |   |
| Feb 14 | vs Louisiana Monroe | *  | 4.0 | 2    | 1  | 1  | 3  | 4  | 0  | 0  | 0  | 0  | 0  | 1   | 0   | 11-2  | 3-0    | 0    | 1.14 | 61   |   |
| Feb 16 | vs Southern Miss    |    | 1.1 | 0    | 0  | 0  | 1  | 3  | 0  | 0  | 0  | 0  | 0  | 0   | 0   | 12-3  | 3-0    | 0    | 1.02 | 20   |   |
| Feb 20 | vs Rutgers          | *  | 5.0 | 2    | 0  | 0  | 5  | 0  | 0  | 0  | 0  | 0  | 0  | 1   | 0   | 10-0  | 4-0    | 0    | 0.75 | 61   |   |
| Feb 22 | vs UCLA             | *  | 2.2 | 4    | 4  | 4  | 0  | 2  | 0  | 0  | 1  | 0  | 0  | 2   | 0   | 1-9   | 4-1    | 0    | 1.97 | 44   |   |
| Feb 28 | ILLINOIS            |    | 2.0 | 0    | 0  | 0  | 4  | 0  | 0  | 0  | 0  | 0  | 0  | 0   | 0   | 12-4  | 4-1    | 1    | 1.80 | 22   |   |
| Mar 01 | ILLINOIS            | *  | 6.0 | 4    | 1  | 1  | 2  | 4  | 0  | 0  | 0  | 0  | 0  | 0   | 0   | 10-1  | 5-1    | 1    | 1.67 | 71   |   |
| Mar 08 | at Ole Miss         | *  | 3.0 | 6    | 6  | 3  | 0  | 2  | 1  | 0  | 1  | 0  | 0  | 0   | 0   | 3-9   | 5-2    | 1    | 2.16 | 71   |   |
| Mar 15 | OKLAHOMA-2          | *  | 5.1 | 5    | 4  | 4  | 2  | 3  | 2  | 0  | 2  | 0  | 0  | 0   | 0   | 4-6   | 5-2    | 1    | 2.60 | 83   |   |
| Mar 16 | OKLAHOMA            |    | 3.1 | 3    | 2  | 1  | 1  | 3  | 1  | 0  | 0  | 1  | 0  | 0   | 0   | 7-10  | 5-2    | 1    | 2.56 | 54   |   |
| Mar 23 | at Tennessee        | *  | 6.1 | 3    | 0  | 0  | 3  | 5  | 1  | 0  | 0  | 0  | 0  | 0   | 0   | 9-0   | 6-2    | 1    | 2.22 | 88   |   |
| Mar 28 | KENTUCKY            | *  | 4.1 | 6    | 3  | 3  | 3  | 5  | 1  | 0  | 1  | 0  | 0  | 1   | 0   | 5-3   | 7-2    | 1    | 2.44 | 86   |   |
| Mar 30 | KENTUCKY            |    | 3.0 | 2    | 0  | 0  | 2  | 1  | 0  | 0  | 0  | 0  | 0  | 0   | 0   | 2-1   | 8-2    | 1    | 2.30 | 40   |   |
| Apr 05 | at Florida          | *  | 3.0 | 3    | 5  | 5  | 4  | 1  | 0  | 0  | 1  | 0  | 0  | 0   | 0   | 7-10  | 8-2    | 1    | 2.79 | 65   |   |
| Apr 06 | at Florida          |    | 0.1 | 0    | 0  | 0  | 0  | 0  | 0  | 0  | 0  | 0  | 0  | 0   | 0   | 9-5   | 8-2    | 2    | 2.78 | 4    |   |
| Apr 07 | at North Florida    | *  | 3.0 | 2    | 0  | 0  | 0  | 4  | 0  | 0  | 0  | 0  | 0  | 0   | 0   | 14-0  | 9-2    | 2    | 2.64 | 40   |   |
| Apr 12 | SOUTH CAROLINA      | *  | 4.1 | 8    | 2  | 2  | 0  | 1  | 1  | 0  | 0  | 1  | 0  | 0   | 0   | 4-5   | 9-2    | 2    | 2.68 | 51   |   |
| Apr 15 | at UCA              | *  | 6.0 | 3    | 0  | 0  | 1  | 9  | 0  | 0  | 0  | 0  | 0  | 0   | 0   | 7-0   | 10-2   | 2    | 2.45 | 94   |   |
| Apr 25 | at Texas A&M        |    | 2.0 | 3    | 2  | 2  | 1  | 1  | 0  | 0  | 1  | 0  | 0  | 0   | 0   | 7-5   | 10-2   | 3    | 2.58 | 45   |   |
| Apr 26 | at Texas A&M        | *  | 6.2 | 5    | 4  | 3  | 8  | 2  | 0  | 0  | 1  | 1  | 0  | 0   | 2   | 7-4   | 11-2   | 3    | 2.62 | 120  |   |
| May 01 | LSU                 |    | 3.0 | 7    | 4  | 4  | 4  | 0  | 1  | 0  | 1  | 0  | 0  | 0   | 0   | 12-9  | 12-2   | 3    | 2.87 | 81   |   |
| May 03 | LSU                 | *  | 7.0 | 4    | 0  | 0  | 2  | 6  | 2  | 0  | 0  | 0  | 0  | 0   | 0   | 6-0   | 13-2   | 3    | 2.64 | 79   |   |
| May 07 | at Georgia          | *  | 4.0 | 5    | 1  | 1  | 1  | 2  | 0  | 0  | 0  | 0  | 0  | 0   | 0   | 5-1   | 13-2   | 3    | 2.61 | 62   |   |
| Totals |                     |    | 16  | 94.0 | 80 | 40 | 35 | 39 | 77 | 10 | 0  | 9  | 4  | 0   | 6   | 2     | 169-89 | 13-2 | 3    | 2.61 | - |



# KASEY WOOD

UTL • R/R • 5-8 • Sophomore  
Bentonville, Ark. • Bentonville HS

13

### CAREER STATS

| Year  | Avg. | GP-GS | AB | R  | H | 2B | 3B | HR | RBI | TB | SLG% | BB | HBP | SO | GDP | OBP  | SF | SH | SB-ATT | PO | A | E | FLD%  |
|-------|------|-------|----|----|---|----|----|----|-----|----|------|----|-----|----|-----|------|----|----|--------|----|---|---|-------|
| 2024  | .000 | 2-0   | 0  | 0  | 0 | 0  | 0  | 0  | 0   | 0  | .000 | 0  | 0   | 0  | 0   | .000 | 0  | 0  | 0-0    | 0  | 0 | 0 | .000  |
| 2025  | .000 | 26-0  | 2  | 12 | 0 | 0  | 0  | 0  | 0   | 0  | .000 | 1  | 0   | 2  | 0   | .500 | 0  | 0  | 0-0    | 0  | 2 | 0 | 1.000 |
| TOTAL | .000 | 28-0  | 2  | 12 | 0 | 0  | 0  | 0  | 0   | 0  | .000 | 1  | 0   | 2  | 0   | .500 | 0  | 0  | 0-0    | 0  | 2 | 0 | 1.000 |

### SEASON HIGHS

| Category  | No. | Opponent (Last)     | Date    |
|-----------|-----|---------------------|---------|
| Hits      | -   | -                   | -       |
| Doubles   | -   | -                   | -       |
| Triples   | -   | -                   | -       |
| Home Runs | -   | -                   | -       |
| RBI       | -   | -                   | -       |
| Runs      | 1   | 9x (South Carolina) | 4/11/25 |
| Walks     | 1   | Lipscomb            | 2/7/25  |
| ABs       | 1   | 2x (Colorado State) | 4/18/25 |

### CAREER HIGHS

| Category  | No. | Opponent (Last)     | Date    |
|-----------|-----|---------------------|---------|
| Hits      | -   | -                   | -       |
| Doubles   | -   | -                   | -       |
| Triples   | -   | -                   | -       |
| Home Runs | -   | -                   | -       |
| RBI       | -   | -                   | -       |
| Runs      | 1   | 9x (South Carolina) | 4/11/25 |
| Walks     | 1   | Lipscomb            | 2/7/25  |
| ABs       | 1   | 2x (Colorado State) | 4/18/25 |

### PLAYER PROFILE

- » Appeared twice as a pinch runner in 2024 while also making two appearances in the circle, totaling 1.2 scoreless innings and no earned runs.
- » Prepped as a two-way star at Bentonville High School in Bentonville, Ark., leading the Tigers to back-to-back Arkansas 6A State Championships in 2021 and 2022.
- » Ranked No. 36 in Extra Inning Softball's 2023 Extra Elite 100
- » Hit .466 with four home runs, 22 RBI and 39 runs scored as a junior while racking up a .581 on-base percentage and .849 slugging percentage.
- » Compiled 13 wins and 90 strikeouts in the circle and slashing .324/.419/.477 with KC Peppers 18U-Wallace and tabbed to the Extra Inning Softball 2021 "All Summer Team" for the 18U level
- » Majoring in Recreation and Sport Management

### CAREER HONORS

- » First-Year SEC Academic Honor Roll (2024)
- » NWA Arkansas Democrat-Gazette Player of the Year (2023, 2024)
- » No. 36 in Extra Inning Softball's 2023 Extra Elite 100

### GAME-BY-GAME

| Date   | Opponent         | Pos   | AB | R  | H | RBI | 2B | 3B | HR | BB | SB | CS | HBP | SAC | SF | GDP | K | PO | A | E | AVG  |
|--------|------------------|-------|----|----|---|-----|----|----|----|----|----|----|-----|-----|----|-----|---|----|---|---|------|
| Feb 07 | vs Lipscomb      | ph/3b | 1  | 0  | 0 | 0   | 0  | 0  | 0  | 1  | 0  | 0  | 0   | 0   | 0  | 0   | 1 | 0  | 2 | 0 | .000 |
| Apr 18 | COLORADO STATE-1 | ph/of | 1  | 0  | 0 | 0   | 0  | 0  | 0  | 0  | 0  | 0  | 0   | 0   | 0  | 0   | 1 | 0  | 0 | 0 | .000 |
| Totals |                  | Ogs   | 2  | 12 | 0 | 0   | 0  | 0  | 0  | 1  | 0  | 0  | 0   | 0   | 0  | 0   | 2 | 0  | 2 | 0 | .000 |



# KARLIE DAVISON

INF • R/R • 5-8 • Junior  
Torrance, Calif. • Utah / Chadwick HS

14

## CAREER STATS

| Year  | Avg. | GP-GS   | AB  | R  | H  | 2B | 3B | HR | RBI | TB  | SLG% | BB | HBP | SO | GDP | OBP  | SF | SH | SB-ATT | PO  | A   | E  | FLD% |
|-------|------|---------|-----|----|----|----|----|----|-----|-----|------|----|-----|----|-----|------|----|----|--------|-----|-----|----|------|
| 2023  | .203 | 56-56   | 133 | 25 | 27 | 3  | 0  | 11 | 32  | 63  | .474 | 13 | 1   | 26 | 2   | .275 | 2  | 4  | 2-3    | 51  | 87  | 13 | .914 |
| 2024  | .294 | 40-31   | 85  | 16 | 25 | 5  | 0  | 3  | 12  | 39  | .459 | 11 | 2   | 20 | 0   | .384 | 1  | 2  | 5-6    | 19  | 42  | 6  | .910 |
| 2025  | .246 | 51-51   | 130 | 29 | 32 | 8  | 2  | 3  | 17  | 53  | .408 | 11 | 8   | 19 | 0   | .338 | 2  | 2  | 5-5    | 69  | 86  | 2  | .987 |
| TOTAL | .241 | 147-138 | 348 | 70 | 84 | 16 | 2  | 17 | 61  | 155 | .445 | 35 | 11  | 65 | 2   | .326 | 5  | 7  | 12-14  | 139 | 215 | 21 | .944 |

## SEASON HIGHS

| Category  | No. | Opponent (Last)     | Date    |
|-----------|-----|---------------------|---------|
| Hits      | 3   | 2x (UCA)            | 4/15/25 |
| Doubles   | 1   | 8x (UCA)            | 4/15/25 |
| Triples   | 1   | 2x (Ole Miss)       | 3/8/25  |
| Home Runs | 1   | 3x (South Carolina) | 4/13/25 |
| RBI       | 2   | 3x (Tennessee)      | 3/23/25 |
| Runs      | 3   | Lipscomb            | 2/7/25  |
| Walks     | 2   | 2x (Colorado St.)   | 4/18/25 |
| ABs       | 4   | 6x (LSU)            | 5/1/25  |

## CAREER HIGHS

| Category  | No. | Opponent (Last)     | Date    |
|-----------|-----|---------------------|---------|
| Hits      | 3   | 4x (UCA)            | 4/15/25 |
| Doubles   | 1   | 16x (UCA)           | 4/15/25 |
| Triples   | 1   | 2x (Ole Miss)       | 3/8/25  |
| Home Runs | 2   | Oregon              | 5/6/23  |
| RBI       | 5   | Southern Illinois   | 5/19/23 |
| Runs      | 3   | Lipscomb            | 2/7/25  |
| Walks     | 2   | 5x (Colorado State) | 4/18/25 |
| ABs       | 5   | Arizona             | 3/18/23 |

## PLAYER PROFILE

- » Transferred to Arkansas from Utah where she spent the 2023-24 seasons. Davison was coached by DJ Gasso at Utah in 2023 and was a teammate of current Arkansas graduate assistant Mariah Lopez in 2023 and 2024.
- » Logged an appearance in 40 games to go with 31 starts while posting a .294 average with five doubles, three homers, 12 RBIs, 15 runs scored, five stolen bases and 11 walks as a sophomore at Utah in 2023.
- » As a freshman she belted a team-high 11 home runs while starting all 56 games and helping lead Utah to a Women's College World Series appearance.
- » Majoring in business analytics and communication.
- » Was a Top 50 recruit in the 2022 class and four-year starter and three-time team captain at Chadwick High School.
- » Played travel ball for OC Batbusters 18U-Stith.
- » Father Scott Davison pitched in the MLB with the Seattle Mariners from 1995-1996. Both her grandfathers Ralph Davison (SD Padres) and Dave Mardsen (LA Angels) were drafted and played in the minor leagues.
- » Majoring in Organizational Management & Leadership

## CAREER HONORS

- » Pac-12 Freshman of the Week (May 8, 2023)
- » Pac-12 Player of the Week (May 8, 2023)
- » NFCA Scholar Athlete (2023)

## GAME-BY-GAME

| Date   | Opponent               | Pos    | AB   | R   | H  | RBI | 2B | 3B | HR | BB | SB | CS | HBP | SAC | SF | GDP | K | PO | A  | E  | AVG   |      |
|--------|------------------------|--------|------|-----|----|-----|----|----|----|----|----|----|-----|-----|----|-----|---|----|----|----|-------|------|
| Feb 06 | at Texas State         | *2b    | 2    | 0   | 0  | 0   | 0  | 0  | 0  | 0  | 0  | 0  | 0   | 0   | 0  | 0   | 0 | 1  | 3  | 2  | 1.000 |      |
| Feb 07 | vs Lipscomb            | *2b    | 2    | 3   | 1  | 0   | 0  | 0  | 0  | 2  | 1  | 0  | 0   | 0   | 0  | 0   | 0 | 1  | 2  | 0  | .250  |      |
| Feb 07 | vs Bradley             | *2b    | 2    | 0   | 0  | 0   | 0  | 0  | 0  | 0  | 0  | 0  | 0   | 0   | 0  | 0   | 0 | 2  | 1  | 0  | .167  |      |
| Feb 08 | vs Bradley             | *2b    | 3    | 0   | 1  | 1   | 1  | 0  | 0  | 0  | 1  | 0  | 0   | 0   | 0  | 0   | 0 | 2  | 1  | 0  | .222  |      |
| Feb 14 | vs Louisiana Monroe    | *2b/ph | 0    | 1   | 0  | 0   | 0  | 0  | 0  | 0  | 0  | 0  | 1   | 0   | 0  | 0   | 0 | 2  | 1  | 0  | .222  |      |
| Feb 14 | at Louisiana Tech      | *dh/2b | 3    | 0   | 0  | 0   | 0  | 0  | 0  | 0  | 0  | 0  | 0   | 0   | 0  | 0   | 0 | 0  | 1  | 0  | .167  |      |
| Feb 15 | vs Southern Miss       | *dh/2b | 1    | 0   | 0  | 0   | 0  | 0  | 0  | 0  | 0  | 0  | 1   | 0   | 0  | 0   | 1 | 0  | 1  | 0  | .154  |      |
| Feb 16 | vs Southern Miss       | *2b    | 2    | 2   | 2  | 1   | 1  | 0  | 0  | 1  | 1  | 0  | 0   | 0   | 0  | 0   | 0 | 0  | 1  | 0  | .267  |      |
| Feb 16 | vs Louisiana Monroe    | *2b    | 2    | 1   | 0  | 0   | 0  | 0  | 0  | 0  | 0  | 0  | 1   | 0   | 0  | 0   | 0 | 1  | 1  | 0  | .235  |      |
| Feb 20 | vs Rutgers             | *dh/2b | 2    | 1   | 0  | 1   | 0  | 0  | 0  | 1  | 0  | 0  | 0   | 0   | 0  | 0   | 0 | 0  | 3  | 0  | .211  |      |
| Feb 20 | vs Cal State Fullerton | *2b    | 1    | 1   | 0  | 2   | 0  | 0  | 0  | 1  | 0  | 0  | 0   | 0   | 1  | 0   | 0 | 1  | 2  | 0  | .200  |      |
| Feb 21 | vs Loyola Marymount    | *2b    | 3    | 1   | 2  | 0   | 0  | 0  | 0  | 0  | 0  | 0  | 0   | 0   | 0  | 0   | 0 | 0  | 1  | 0  | .261  |      |
| Feb 22 | vs Baylor              | *2b    | 2    | 1   | 0  | 0   | 0  | 0  | 0  | 0  | 1  | 0  | 0   | 0   | 0  | 0   | 0 | 0  | 1  | 1  | .240  |      |
| Feb 22 | vs UCLA                | *2b    | 2    | 0   | 0  | 0   | 0  | 0  | 0  | 0  | 0  | 0  | 0   | 0   | 0  | 0   | 0 | 2  | 0  | 0  | .222  |      |
| Feb 28 | IOWA                   | *2b    | 2    | 0   | 0  | 0   | 0  | 0  | 0  | 0  | 0  | 0  | 0   | 0   | 0  | 0   | 1 | 0  | 0  | 0  | .207  |      |
| Feb 28 | ILLINOIS               | *2b    | 3    | 1   | 2  | 1   | 0  | 1  | 0  | 0  | 0  | 0  | 0   | 0   | 0  | 0   | 0 | 0  | 1  | 0  | .250  |      |
| Mar 01 | IOWA                   | *2b    | 2    | 1   | 2  | 2   | 1  | 0  | 0  | 0  | 0  | 0  | 0   | 0   | 0  | 0   | 0 | 3  | 5  | 0  | .294  |      |
| Mar 01 | ILLINOIS               | *2b    | 3    | 1   | 1  | 1   | 1  | 0  | 0  | 1  | 1  | 0  | 0   | 0   | 0  | 0   | 0 | 0  | 4  | 0  | .297  |      |
| Mar 02 | MISSOURI STATE         | *2b    | 3    | 1   | 1  | 0   | 1  | 0  | 0  | 0  | 0  | 0  | 0   | 0   | 0  | 0   | 0 | 0  | 1  | 0  | .300  |      |
| Mar 07 | at Ole Miss            | *2b    | 2    | 0   | 0  | 0   | 0  | 0  | 0  | 0  | 0  | 0  | 1   | 0   | 0  | 0   | 1 | 1  | 0  | 0  | .286  |      |
| Mar 08 | at Ole Miss            | *2b    | 3    | 0   | 3  | 0   | 1  | 1  | 0  | 0  | 0  | 0  | 0   | 0   | 0  | 0   | 0 | 0  | 1  | 3  | .333  |      |
| Mar 09 | at Ole Miss            | *2b    | 4    | 1   | 1  | 1   | 0  | 0  | 0  | 0  | 0  | 0  | 1   | 0   | 0  | 0   | 1 | 0  | 2  | 0  | .327  |      |
| Mar 15 | OKLAHOMA-1             | *2b    | 3    | 0   | 0  | 0   | 0  | 0  | 0  | 0  | 0  | 0  | 0   | 0   | 0  | 0   | 0 | 2  | 3  | 0  | .308  |      |
| Mar 15 | OKLAHOMA-2             | *2b    | 2    | 0   | 0  | 0   | 0  | 0  | 0  | 0  | 0  | 0  | 1   | 0   | 0  | 0   | 0 | 4  | 2  | 0  | .296  |      |
| Mar 16 | OKLAHOMA               | *2b    | 3    | 0   | 0  | 0   | 0  | 0  | 0  | 0  | 0  | 0  | 0   | 0   | 0  | 0   | 2 | 4  | 2  | 1  | .281  |      |
| Mar 18 | UCA                    | *2b    | 3    | 0   | 0  | 0   | 0  | 0  | 0  | 0  | 0  | 0  | 0   | 0   | 0  | 0   | 0 | 2  | 1  | 0  | .267  |      |
| Mar 22 | at Tennessee           | *2b    | 3    | 1   | 2  | 1   | 1  | 0  | 0  | 0  | 0  | 0  | 0   | 0   | 1  | 0   | 0 | 0  | 0  | 0  | .286  |      |
| Mar 23 | at Tennessee           | *2b    | 3    | 2   | 1  | 2   | 0  | 0  | 1  | 1  | 0  | 0  | 0   | 0   | 0  | 0   | 0 | 3  | 0  | 0  | .288  |      |
| Mar 24 | at Tennessee           | *2b    | 3    | 0   | 0  | 0   | 0  | 0  | 0  | 0  | 0  | 0  | 0   | 0   | 0  | 0   | 2 | 1  | 2  | 0  | .275  |      |
| Mar 28 | KENTUCKY               | *2b    | 3    | 0   | 0  | 0   | 0  | 0  | 0  | 0  | 0  | 0  | 0   | 0   | 0  | 0   | 0 | 2  | 2  | 0  | .264  |      |
| Mar 29 | KENTUCKY               | *2b    | 2    | 1   | 1  | 1   | 0  | 0  | 1  | 0  | 0  | 0  | 1   | 0   | 0  | 0   | 0 | 3  | 0  | 0  | .270  |      |
| Mar 30 | KENTUCKY               | *2b    | 2    | 0   | 2  | 0   | 0  | 0  | 0  | 1  | 0  | 0  | 0   | 0   | 0  | 0   | 0 | 1  | 1  | 0  | .289  |      |
| Apr 04 | at Florida             | *2b    | 3    | 0   | 0  | 0   | 0  | 0  | 0  | 0  | 0  | 0  | 0   | 0   | 0  | 0   | 0 | 0  | 1  | 0  | .278  |      |
| Apr 05 | at Florida             | *2b    | 4    | 0   | 1  | 0   | 0  | 0  | 0  | 0  | 0  | 0  | 1   | 1   | 0  | 0   | 1 | 5  | 3  | 0  | .277  |      |
| Apr 06 | at Florida             | *2b    | 4    | 0   | 1  | 0   | 0  | 0  | 0  | 0  | 0  | 0  | 0   | 0   | 0  | 0   | 1 | 0  | 0  | 0  | .276  |      |
| Apr 07 | at North Florida       | *2b    | 2    | 2   | 0  | 0   | 0  | 0  | 0  | 1  | 0  | 0  | 0   | 0   | 0  | 0   | 0 | 0  | 0  | 0  | .270  |      |
| Apr 11 | SOUTH CAROLINA         | *2b    | 3    | 0   | 0  | 0   | 0  | 0  | 0  | 0  | 0  | 0  | 0   | 0   | 0  | 0   | 0 | 2  | 1  | 2  | .261  |      |
| Apr 12 | SOUTH CAROLINA         | *2b    | 3    | 0   | 0  | 0   | 0  | 0  | 0  | 0  | 0  | 0  | 0   | 0   | 0  | 0   | 0 | 2  | 5  | 0  | .253  |      |
| Apr 13 | SOUTH CAROLINA         | *2b    | 3    | 1   | 1  | 1   | 0  | 0  | 1  | 0  | 0  | 0  | 0   | 0   | 0  | 0   | 0 | 2  | 2  | 0  | .255  |      |
| Apr 15 | at UCA                 | *2b    | 3    | 0   | 3  | 1   | 1  | 0  | 0  | 0  | 0  | 0  | 0   | 0   | 0  | 0   | 0 | 3  | 1  | 0  | .277  |      |
| Apr 18 | COLORADO STATE-1       | *2b    | 1    | 2   | 0  | 0   | 0  | 0  | 0  | 2  | 0  | 0  | 0   | 0   | 0  | 0   | 0 | 0  | 1  | 0  | .275  |      |
| Apr 18 | COLORADO STATE-2       | *2b    | 3    | 0   | 1  | 1   | 0  | 0  | 0  | 0  | 0  | 0  | 0   | 0   | 0  | 0   | 0 | 2  | 0  | 0  | .276  |      |
| Apr 25 | at Texas A&M           | *2b    | 4    | 1   | 2  | 0   | 0  | 0  | 0  | 0  | 0  | 0  | 0   | 0   | 0  | 0   | 0 | 1  | 3  | 0  | .284  |      |
| Apr 26 | at Texas A&M           | *2b    | 4    | 0   | 0  | 0   | 0  | 0  | 0  | 0  | 0  | 0  | 0   | 0   | 0  | 0   | 0 | 1  | 1  | 3  | .274  |      |
| Apr 27 | at Texas A&M           | *2b    | 3    | 0   | 0  | 0   | 0  | 0  | 0  | 0  | 0  | 0  | 0   | 0   | 0  | 0   | 0 | 1  | 1  | 4  | .267  |      |
| May 01 | LSU                    | *2b    | 4    | 0   | 0  | 0   | 0  | 0  | 0  | 0  | 0  | 0  | 0   | 0   | 0  | 0   | 2 | 1  | 4  | 0  | .258  |      |
| May 02 | LSU                    | *2b/dh | 1    | 0   | 0  | 0   | 0  | 0  | 0  | 0  | 0  | 0  | 0   | 1   | 0  | 0   | 0 | 2  | 2  | 0  | .256  |      |
| May 03 | LSU                    | *2b    | 3    | 2   | 0  | 0   | 0  | 0  | 0  | 0  | 0  | 0  | 0   | 0   | 0  | 0   | 0 | 1  | 2  | 4  | .250  |      |
| May 07 | at Georgia             | *2b    | 3    | 0   | 0  | 0   | 0  | 0  | 0  | 0  | 0  | 0  | 0   | 0   | 0  | 0   | 0 | 0  | 2  | 0  | .244  |      |
| May 08 | vs Tennessee           | *2b    | 3    | 1   | 1  | 0   | 0  | 0  | 0  | 0  | 0  | 0  | 0   | 0   | 0  | 0   | 0 | 1  | 2  | 2  | .246  |      |
| Totals |                        |        | 51gs | 130 | 29 | 32  | 17 | 8  | 2  | 3  | 11 | 5  | 0   | 8   | 2  | 2   | 0 | 19 | 69 | 86 | 2     | .246 |



# RAMSEY WALKER

OF • R/R • 5-7 • Freshman  
Shreveport, La. • Calvary Baptist Academy

16

### CAREER STATS

| Year  | Avg. | GP-GS | AB | R | H | 2B | 3B | HR | RBI | TB | SLG% | BB | HBP | SO | GDP | OBP  | SF | SH | SB-ATT | PO | A | E | FLD%  |
|-------|------|-------|----|---|---|----|----|----|-----|----|------|----|-----|----|-----|------|----|----|--------|----|---|---|-------|
| 2025  | .143 | 37-1  | 7  | 5 | 1 | 0  | 0  | 0  | 2   | 1  | .143 | 1  | 0   | 2  | 0   | .222 | 1  | 0  | 0-0    | 7  | 0 | 0 | 1.000 |
| TOTAL | .143 | 37-1  | 7  | 5 | 1 | 0  | 0  | 0  | 2   | 1  | .143 | 1  | 0   | 2  | 0   | .222 | 1  | 0  | 0-0    | 7  | 0 | 0 | 1.000 |

### SEASON HIGHS

| Category  | No. | Opponent (Last)   | Date    |
|-----------|-----|-------------------|---------|
| Hits      | 1   | Colorado State    | 4/18/25 |
| Doubles   | -   | -                 | -       |
| Triples   | -   | -                 | -       |
| Home Runs | -   | -                 | -       |
| RBI       | 1   | 2x (Colorado St.) | 4/18/25 |
| Runs      | 1   | Illinois          | 2/28/25 |
| Walks     | -   | -                 | -       |
| ABs       | 2   | Southern Miss     | 2/15/25 |

### CAREER HIGHS

| Category  | No. | Opponent (Last)   | Date    |
|-----------|-----|-------------------|---------|
| Hits      | 1   | Colorado State    | 4/18/25 |
| Doubles   | -   | -                 | -       |
| Triples   | -   | -                 | -       |
| Home Runs | -   | -                 | -       |
| RBI       | 1   | 2x (Colorado St.) | 4/18/25 |
| Runs      | 1   | Illinois          | 2/28/25 |
| Walks     | -   | -                 | -       |
| ABs       | 2   | Southern Miss     | 2/15/25 |

### PLAYER PROFILE

- » Prepped at Calvary Baptist Academy in Shreveport, La. where she helped lead the Lady Cavs' to four-straight 2A State Championships.
- » Named a MaxPreps All-American after batting .575 with 23 home runs, 68 RBI and 41 extra-base hits as a senior. Her 23 home runs led the state of Louisiana and ranked fifth nationally.
- » Registered a .500 batting average and .574 on-base percentage with 21 home runs, 55 RBI, 17 doubles and two triples as a junior in 2023.
- » Named a Top 100 Freshman by D1 Softball and appeared on the Softball America Freshman Watch List ahead of the 2025 Season.
- » Registered a .500 batting average and .574 on-base percentage with 21 home runs, 55 RBI, 17 doubles and two triples as a junior.
- » Goes by the nickname Rambo, which she acquired from her travel ball teammates and came from the popular action-movie series, starring Sylvester Stallone.
- » Father Clint Walker played baseball at Arkansas from 1994-1996.
- » Enjoys hunting in her free time.

### CAREER HONORS

- » D1 Softball D100 Freshman (2025)
- » Softball America Freshman Watch List (2025)
- » Max Preps All-American (2024)
- » Louisiana State Player of the Year (2022, 2024)
- » No. 16 Overall Player in Class of 2024 (Extra Inning Softball)

### GAME-BY-GAME

| Date   | Opponent         | Pos   | AB | R | H | RBI | 2B | 3B | HR | BB | SB | CS | HBP | SAC | SF | GDP | K | PO | A | E | AVG  |
|--------|------------------|-------|----|---|---|-----|----|----|----|----|----|----|-----|-----|----|-----|---|----|---|---|------|
| Feb 07 | vs Lipscomb      | ph/of | 1  | 0 | 0 | 1   | 0  | 0  | 0  | 0  | 0  | 0  | 0   | 0   | 0  | 1   | 0 | 0  | 0 | 0 | .000 |
| Feb 15 | vs Southern Miss | *of   | 2  | 0 | 0 | 0   | 0  | 0  | 0  | 0  | 0  | 0  | 0   | 0   | 0  | 0   | 2 | 0  | 0 | 0 | .000 |
| Apr 05 | at Florida       | pr/of | 1  | 0 | 0 | 0   | 0  | 0  | 0  | 0  | 0  | 0  | 0   | 0   | 0  | 0   | 0 | 0  | 0 | 0 | .000 |
| Apr 07 | at North Florida | dh/of | 1  | 0 | 0 | 0   | 0  | 0  | 0  | 0  | 0  | 0  | 0   | 0   | 0  | 0   | 0 | 0  | 0 | 0 | .000 |
| Apr 18 | COLORADO STATE-1 | ph/of | 1  | 0 | 1 | 1   | 0  | 0  | 0  | 0  | 0  | 0  | 0   | 0   | 0  | 0   | 0 | 0  | 0 | 0 | .143 |
| Totals |                  | 1gs   | 7  | 5 | 1 | 2   | 0  | 0  | 0  | 1  | 0  | 0  | 0   | 0   | 1  | 0   | 2 | 6  | 0 | 0 | .143 |





# KENNEDY MILLER

C • R/R • 5-8 • Sophomore  
Georgetown, Texas • Georgetown HS

17

## CAREER STATS

| Year  | Avg. | GP-GS  | AB  | R  | H  | 2B | 3B | HR | RBI | TB  | SLG% | BB | HBP | SO | GDP | OBP  | SF | SH | SB-ATT | PO  | A  | E | FLD% |
|-------|------|--------|-----|----|----|----|----|----|-----|-----|------|----|-----|----|-----|------|----|----|--------|-----|----|---|------|
| 2024  | .331 | 52-52  | 136 | 23 | 45 | 5  | 2  | 8  | 36  | 78  | .574 | 9  | 8   | 16 | 2   | .400 | 2  | 0  | 2-2    | 276 | 33 | 1 | .997 |
| 2025  | .226 | 48-47  | 115 | 17 | 26 | 3  | 0  | 4  | 24  | 41  | .357 | 13 | 6   | 14 | 1   | .333 | 1  | 2  | 1-1    | 239 | 31 | 2 | .993 |
| TOTAL | .283 | 100-99 | 251 | 40 | 71 | 8  | 2  | 12 | 60  | 119 | .474 | 22 | 14  | 30 | 3   | .369 | 3  | 2  | 3-3    | 515 | 64 | 3 | .995 |

## SEASON HIGHS

| Category  | No. | Opponent (Last)    | Date    |
|-----------|-----|--------------------|---------|
| Hits      | 2   | 8x (Georgia)       | 5/7/25  |
| Doubles   | 1   | 3x (North Florida) | 4/7/25  |
| Triples   | -   | -                  | -       |
| Home Runs | 1   | 3x (Colorado St.)  | 4/18/25 |
| RBI's     | 3   | Colorado St.       | 4/18/25 |
| Runs      | 2   | 5x (Colorado St.)  | 4/18/25 |
| Walks     | 2   | Bradley            | 2/7/25  |
| ABs       | 4   | 3x (North Florida) | 4/7/25  |

## CAREER HIGHS

| Category  | No. | Opponent (Last)     | Date    |
|-----------|-----|---------------------|---------|
| Hits      | 3   | 2x (Auburn)         | 3/16/24 |
| Doubles   | 2   | Miss. State         | 3/23/24 |
| Triples   | 1   | 2x (South Carolina) | 4/14/24 |
| Home Runs | 2   | 2x (Auburn)         | 3/16/24 |
| RBI's     | 3   | 6x (Colorado St.)   | 4/18/25 |
| Runs      | 2   | 12x (Ole Miss)      | 3/9/25  |
| Walks     | 2   | 2x (Bradley)        | 2/7/25  |
| ABs       | 4   | 5x (Illinois)       | 3/1/25  |

## PLAYER PROFILE


- » Earned DI Softball and Softball America Freshman All-America honors after batting .331 with 45 hits, eight home runs, five doubles, two triples, nine walks 36 RBI and 23 runs scored in 2024. She finished second on the team in batting average and fourth in home runs.
- » Is the all-time career leader in fielding percentage in Arkansas Softball history with a .997 fielding percentage in 310 chances.
- » Threw out five would-be basestealers in 2024.
- » Her eight home runs in 2024 were the most by a Razor-back freshman since Kacie Hoffman hit eight in 2022.
- » Second catcher in program history from Georgetown, Texas, joining Taylor Ellsworth (2022) who she wears No. 17 in honor of and helped connect Miller with Arkansas during her recruitment. When she was a kid she took catching lessons from Ellsworth.
- » Led Georgetown High School to a Texas 5A runner-up finish as a junior in 2022 after slashing .422/.517/.989 and recorded 12 home runs, 35 runs scored and 40 RBI.
- » Majoring in Finance Real Estate

## CAREER HONORS

- » D1 Softball Freshman All-American (2024)
- » Softball America Freshman All-American (2024)
- » NFCA First-Team All-South Region (2024)
- » Top 25 Finalist, Schutt Sports/NFCA Division I National Freshman of the Year finalist (2024)
- » SEC Freshman of the Week (March 19, 2024)
- » First-Year SEC Academic Honor Roll (2024)
- » No. 57 on Extra Inning Softball's Extra Elite 100 (2022)

## GAME-BY-GAME

| Date   | Opponent               | Pos    | AB   | R   | H  | RBI | 2B | 3B | HR | BB | SB | CS | HBP | SAC | SF | GDP | K | PO | A   | E  | AVG  |      |
|--------|------------------------|--------|------|-----|----|-----|----|----|----|----|----|----|-----|-----|----|-----|---|----|-----|----|------|------|
| Feb 06 | at Texas State         | *c     | 3    | 0   | 1  | 0   | 0  | 0  | 0  | 0  | 0  | 0  | 0   | 0   | 0  | 0   | 0 | 7  | 0   | 0  | .333 |      |
| Feb 07 | vs Lipscomb            | *dh    | 1    | 2   | 1  | 2   | 1  | 0  | 0  | 1  | 0  | 0  | 0   | 0   | 0  | 0   | 0 | 0  | 0   | 0  | .500 |      |
| Feb 07 | vs Bradley             | *c     | 3    | 0   | 1  | 1   | 0  | 0  | 0  | 0  | 0  | 0  | 0   | 0   | 0  | 0   | 0 | 9  | 0   | 0  | .429 |      |
| Feb 08 | vs Bradley             | *c     | 2    | 1   | 0  | 0   | 0  | 0  | 0  | 2  | 1  | 0  | 0   | 0   | 0  | 0   | 0 | 3  | 3   | 0  | .333 |      |
| Feb 08 | vs San Diego           | *dh    | 1    | 0   | 0  | 0   | 0  | 0  | 0  | 1  | 0  | 0  | 1   | 0   | 0  | 0   | 0 | 0  | 0   | 0  | .300 |      |
| Feb 14 | vs Louisiana Monroe    | *c     | 3    | 1   | 1  | 1   | 0  | 0  | 0  | 0  | 0  | 0  | 0   | 0   | 0  | 0   | 0 | 1  | 4   | 1  | .308 |      |
| Feb 14 | at Louisiana Tech      | *c     | 3    | 2   | 2  | 2   | 0  | 0  | 1  | 0  | 0  | 0  | 0   | 0   | 0  | 0   | 0 | 6  | 1   | 0  | .375 |      |
| Feb 20 | vs Rutgers             | *2b/dh | 2    | 0   | 0  | 0   | 0  | 0  | 0  | 1  | 0  | 0  | 0   | 0   | 0  | 0   | 0 | 1  | 0   | 0  | .333 |      |
| Feb 20 | vs Cal State Fullerton | *dh/c  | 1    | 2   | 0  | 0   | 0  | 0  | 0  | 1  | 0  | 0  | 1   | 0   | 0  | 0   | 0 | 7  | 0   | 0  | .316 |      |
| Feb 21 | vs Loyola Marymount    | *dh    | 3    | 1   | 1  | 1   | 0  | 0  | 1  | 0  | 0  | 0  | 0   | 0   | 0  | 0   | 0 | 1  | 0   | 0  | .318 |      |
| Feb 22 | vs Baylor              | *dh/c  | 1    | 0   | 0  | 1   | 0  | 0  | 0  | 1  | 0  | 0  | 0   | 0   | 0  | 0   | 0 | 6  | 0   | 0  | .304 |      |
| Feb 22 | vs UCLA                | *c     | 2    | 0   | 0  | 0   | 0  | 0  | 0  | 0  | 0  | 0  | 0   | 0   | 0  | 0   | 0 | 3  | 0   | 0  | .280 |      |
| Feb 28 | IOWA                   | *dh/c  | 3    | 0   | 0  | 0   | 0  | 0  | 0  | 0  | 0  | 0  | 0   | 0   | 0  | 0   | 0 | 5  | 1   | 0  | .250 |      |
| Feb 28 | ILLINOIS               | *dh/c  | 2    | 0   | 0  | 0   | 0  | 0  | 0  | 1  | 0  | 0  | 0   | 0   | 0  | 0   | 0 | 1  | 5   | 1  | .233 |      |
| Mar 01 | IOWA                   | *c     | 3    | 1   | 2  | 2   | 1  | 0  | 0  | 0  | 0  | 0  | 0   | 0   | 0  | 0   | 0 | 4  | 0   | 0  | .273 |      |
| Mar 01 | ILLINOIS               | *c     | 4    | 0   | 1  | 0   | 0  | 0  | 0  | 0  | 0  | 0  | 0   | 0   | 0  | 0   | 0 | 4  | 0   | 0  | .270 |      |
| Mar 02 | MISSOURI STATE         | *dh/c  | 2    | 0   | 0  | 0   | 0  | 0  | 0  | 0  | 0  | 0  | 0   | 0   | 0  | 0   | 0 | 6  | 1   | 0  | .256 |      |
| Mar 07 | at Ole Miss            | *c     | 1    | 0   | 0  | 1   | 0  | 0  | 0  | 0  | 0  | 0  | 1   | 0   | 1  | 0   | 0 | 4  | 1   | 1  | .250 |      |
| Mar 08 | at Ole Miss            | *dh    | 3    | 0   | 1  | 0   | 0  | 0  | 0  | 0  | 0  | 0  | 0   | 0   | 0  | 0   | 0 | 1  | 0   | 0  | .256 |      |
| Mar 09 | at Ole Miss            | *c     | 3    | 2   | 2  | 2   | 0  | 0  | 0  | 0  | 0  | 0  | 1   | 0   | 0  | 0   | 0 | 5  | 0   | 0  | .283 |      |
| Mar 15 | OKLAHOMA-1             | *c     | 2    | 0   | 0  | 0   | 0  | 0  | 0  | 0  | 0  | 0  | 0   | 0   | 0  | 0   | 0 | 1  | 7   | 1  | .271 |      |
| Mar 15 | OKLAHOMA-2             | *c     | 3    | 0   | 0  | 0   | 0  | 0  | 0  | 0  | 0  | 0  | 0   | 0   | 0  | 0   | 0 | 3  | 1   | 0  | .255 |      |
| Mar 16 | OKLAHOMA               | *c     | 3    | 0   | 1  | 0   | 0  | 0  | 0  | 0  | 0  | 0  | 0   | 0   | 0  | 0   | 0 | 1  | 6   | 2  | .259 |      |
| Mar 18 | UCA                    | *c     | 3    | 0   | 1  | 0   | 0  | 0  | 0  | 0  | 0  | 0  | 0   | 0   | 0  | 0   | 0 | 8  | 0   | 0  | .263 |      |
| Mar 22 | at Tennessee           | *c     | 3    | 0   | 0  | 0   | 0  | 0  | 0  | 0  | 0  | 0  | 1   | 0   | 0  | 0   | 0 | 15 | 1   | 0  | .250 |      |
| Mar 23 | at Tennessee           | *c     | 3    | 0   | 0  | 0   | 0  | 0  | 0  | 1  | 0  | 0  | 0   | 0   | 0  | 0   | 0 | 1  | 5   | 1  | .238 |      |
| Mar 24 | at Tennessee           | *dh/c  | 2    | 0   | 0  | 0   | 0  | 0  | 0  | 1  | 0  | 0  | 0   | 0   | 0  | 0   | 0 | 1  | 7   | 0  | .231 |      |
| Mar 28 | KENTUCKY               | *c     | 2    | 0   | 0  | 0   | 0  | 0  | 0  | 0  | 0  | 0  | 0   | 0   | 0  | 0   | 0 | 1  | 7   | 0  | .224 |      |
| Mar 29 | KENTUCKY               | *c     | 2    | 0   | 0  | 0   | 0  | 0  | 0  | 0  | 0  | 0  | 0   | 0   | 0  | 0   | 0 | 6  | 0   | 0  | .217 |      |
| Mar 30 | KENTUCKY               | *c     | 1    | 0   | 0  | 0   | 0  | 0  | 0  | 0  | 0  | 0  | 0   | 0   | 0  | 0   | 0 | 2  | 1   | 0  | .214 |      |
| Apr 04 | at Florida             | *c     | 2    | 0   | 0  | 0   | 0  | 0  | 0  | 0  | 0  | 0  | 0   | 0   | 0  | 0   | 0 | 1  | 3   | 2  | .208 |      |
| Apr 05 | at Florida             | *c     | 4    | 0   | 0  | 0   | 0  | 0  | 0  | 0  | 0  | 0  | 0   | 1   | 0  | 0   | 0 | 1  | 7   | 0  | .197 |      |
| Apr 06 | at Florida             | ph/c   | 1    | 0   | 0  | 1   | 0  | 0  | 0  | 0  | 0  | 0  | 0   | 0   | 0  | 0   | 0 | 0  | 1   | 0  | .195 |      |
| Apr 07 | at North Florida       | *c     | 4    | 1   | 2  | 2   | 1  | 0  | 0  | 0  | 0  | 0  | 0   | 0   | 0  | 0   | 0 | 5  | 0   | 0  | .210 |      |
| Apr 11 | SOUTH CAROLINA         | *c     | 2    | 0   | 0  | 0   | 0  | 0  | 0  | 1  | 0  | 0  | 0   | 0   | 0  | 0   | 0 | 8  | 2   | 0  | .205 |      |
| Apr 12 | SOUTH CAROLINA         | *c     | 2    | 1   | 1  | 0   | 0  | 0  | 0  | 0  | 0  | 0  | 0   | 0   | 0  | 0   | 0 | 3  | 2   | 0  | .212 |      |
| Apr 13 | SOUTH CAROLINA         | *c     | 2    | 0   | 0  | 0   | 0  | 0  | 0  | 0  | 0  | 0  | 0   | 0   | 0  | 0   | 0 | 8  | 1   | 0  | .207 |      |
| Apr 15 | at UCA                 | *c     | 2    | 0   | 0  | 0   | 0  | 0  | 0  | 0  | 0  | 0  | 0   | 1   | 0  | 0   | 0 | 1  | 8   | 1  | .202 |      |
| Apr 18 | COLORADO STATE-1       | *c     | 2    | 2   | 2  | 3   | 0  | 0  | 1  | 0  | 0  | 0  | 0   | 0   | 0  | 0   | 0 | 6  | 1   | 0  | .220 |      |
| Apr 18 | COLORADO STATE-2       | *c     | 2    | 0   | 0  | 1   | 0  | 0  | 0  | 1  | 0  | 0  | 0   | 0   | 0  | 0   | 0 | 2  | 0   | 0  | .215 |      |
| Apr 25 | at Texas A&M           | *c     | 3    | 0   | 0  | 0   | 0  | 0  | 0  | 0  | 0  | 0  | 0   | 0   | 0  | 0   | 0 | 1  | 0   | 0  | .208 |      |
| Apr 26 | at Texas A&M           | *c     | 3    | 0   | 0  | 0   | 0  | 0  | 0  | 0  | 0  | 0  | 0   | 0   | 0  | 0   | 0 | 2  | 0   | 0  | .202 |      |
| Apr 27 | at Texas A&M           | *c     | 2    | 0   | 0  | 0   | 0  | 0  | 0  | 0  | 0  | 0  | 0   | 0   | 0  | 0   | 0 | 0  | 2   | 0  | .198 |      |
| May 01 | LSU                    | *c     | 3    | 1   | 2  | 3   | 0  | 0  | 1  | 1  | 0  | 0  | 0   | 0   | 0  | 0   | 0 | 5  | 0   | 0  | .212 |      |
| May 02 | LSU                    | *c     | 2    | 0   | 0  | 0   | 0  | 0  | 0  | 0  | 0  | 0  | 1   | 0   | 0  | 0   | 0 | 9  | 2   | 0  | .208 |      |
| May 03 | LSU                    | *c     | 3    | 0   | 2  | 1   | 0  | 0  | 0  | 0  | 0  | 0  | 0   | 0   | 0  | 0   | 0 | 6  | 0   | 0  | .220 |      |
| May 07 | at Georgia             | *c     | 3    | 0   | 2  | 0   | 0  | 0  | 0  | 0  | 0  | 0  | 0   | 0   | 0  | 0   | 0 | 5  | 2   | 0  | .232 |      |
| May 08 | vs Tennessee           | *c     | 3    | 0   | 0  | 0   | 0  | 0  | 0  | 0  | 0  | 0  | 0   | 0   | 0  | 0   | 0 | 1  | 8   | 2  | .226 |      |
| Totals |                        |        | 47qs | 115 | 17 | 26  | 24 | 3  | 0  | 4  | 13 | 1  | 0   | 6   | 2  | 1   | 1 | 14 | 239 | 31 | 2    | .226 |



# AVA CARTER

UTL • L/R • 5-6 • Freshman  
Paragould, Ark. • Greene County Tech HS

# 21

## CAREER STATS

| Year  | Avg. | GP-GS | AB | R | H | 2B | 3B | HR | RBI | TB | SLG% | BB | HBP | SO | GDP | OBP  | SF | SH | SB-ATT | PO | A | E | FLD%  |
|-------|------|-------|----|---|---|----|----|----|-----|----|------|----|-----|----|-----|------|----|----|--------|----|---|---|-------|
| 2025  | .357 | 21-5  | 15 | 9 | 5 | 1  | 2  | 0  | 5   | 10 | .714 | 3  | 0   | 3  | 0   | .471 | 1  | 0  | 0-0    | 2  | 0 | 0 | 1.000 |
| TOTAL | .357 | 21-5  | 15 | 9 | 5 | 1  | 2  | 0  | 5   | 10 | .714 | 3  | 0   | 3  | 0   | .471 | 1  | 0  | 0-0    | 2  | 0 | 0 | 1.000 |

## SEASON HIGHS

| Category  | No. | Opponent (Last)    | Date    |
|-----------|-----|--------------------|---------|
| Hits      | 2   | Lipscomb           | 2/7/25  |
| Doubles   | 1   | Lipscomb           | 2/7/25  |
| Triples   | 2   | 2x (Southern Miss) | 2/16/25 |
| Home Runs | -   | Lipscomb           | 2/7/25  |
| RBI's     | 3   | Lipscomb           | 2/7/25  |
| Runs      | 2   | Lipscomb           | 2/7/25  |
| Walks     | 1   | 3x (ULM)           | 2/16/25 |
| ABs       | 2   | 2x (San Diego)     | 2/7/25  |

## CAREER HIGHS

| Category  | No. | Opponent (Last)    | Date    |
|-----------|-----|--------------------|---------|
| Hits      | 2   | Lipscomb           | 2/7/25  |
| Doubles   | 1   | Lipscomb           | 2/7/25  |
| Triples   | 2   | 2x (Southern Miss) | 2/16/25 |
| Home Runs | -   | Lipscomb           | 2/7/25  |
| RBI's     | 3   | Lipscomb           | 2/7/25  |
| Runs      | 2   | Lipscomb           | 2/7/25  |
| Walks     | 1   | 3x (ULM)           | 2/16/25 |
| ABs       | 2   | 2x (San Diego)     | 2/7/25  |

## PLAYER PROFILE

- » Arrives at Arkansas from Greene County Tech High School where she was a three-time all-state selection and two-time Jonesboro Sun Player of the Year.
- » Hit .562 with six home runs and 33 RBI while posting a .638 on-base percentage during her junior campaign
- » Batted .536 with a .643 on-base percentage and a slugging percentage of .821 while smacking two home runs in 2022. Also had 33 runs batted in and 25 stolen bases as a sophomore.
- » Led her high school to state runner-up finishes in 2022-23.
- » Also played basketball in high school, averaging 7.2 points per game, 3.4 rebounds per game and 2.0 steals per game as a senior.

## CAREER HONORS

- » Jonesboro Sun Player of the Year (2022, 2023)
- » Arkansas 5A All-State (2021, 2022, 2023)

## GAME-BY-GAME

| Date   | Opponent            | Pos    | AB | R | H | RBI | 2B | 3B | HR | BB | SB | CS | HBP | SAC | SF | GDP | K | PO | A | E | AVG    |
|--------|---------------------|--------|----|---|---|-----|----|----|----|----|----|----|-----|-----|----|-----|---|----|---|---|--------|
| Feb 07 | vs Lipscomb         | *of    | 2  | 2 | 3 | 1   | 1  | 0  | 1  | 0  | 0  | 0  | 0   | 0   | 0  | 0   | 0 | 0  | 0 | 0 | 0.1000 |
| Feb 08 | vs Bradley          | ph     | 1  | 0 | 0 | 0   | 0  | 0  | 0  | 0  | 0  | 0  | 0   | 0   | 0  | 0   | 0 | 0  | 0 | 0 | .667   |
| Feb 08 | vs San Diego        | *of    | 2  | 0 | 1 | 0   | 0  | 0  | 0  | 0  | 0  | 0  | 0   | 0   | 0  | 0   | 0 | 1  | 0 | 0 | .600   |
| Feb 15 | vs Southern Miss    | ph/of  | 2  | 1 | 1 | 1   | 0  | 1  | 0  | 0  | 0  | 0  | 0   | 0   | 0  | 0   | 1 | 0  | 0 | 0 | .571   |
| Feb 16 | vs Southern Miss    | *dh/of | 1  | 1 | 1 | 1   | 0  | 0  | 1  | 0  | 0  | 0  | 0   | 0   | 0  | 0   | 0 | 0  | 0 | 0 | .625   |
| Feb 16 | vs Louisiana Monroe | *dh/of | 1  | 1 | 0 | 0   | 0  | 0  | 0  | 1  | 0  | 0  | 0   | 0   | 0  | 0   | 0 | 0  | 0 | 0 | .556   |
| Feb 20 | vs Rutgers          | pr     | 1  | 0 | 0 | 0   | 0  | 0  | 0  | 0  | 0  | 0  | 0   | 0   | 0  | 0   | 0 | 0  | 0 | 0 | .500   |
| Mar 01 | IOWA                | ph     | 1  | 0 | 0 | 0   | 0  | 0  | 0  | 0  | 0  | 0  | 0   | 0   | 0  | 0   | 0 | 0  | 0 | 0 | .455   |
| Mar 22 | at Tennessee        | pr     | 0  | 1 | 0 | 0   | 0  | 0  | 0  | 0  | 0  | 0  | 0   | 0   | 0  | 0   | 0 | 0  | 0 | 0 | .455   |
| Apr 06 | at Florida          | *of    | 2  | 0 | 0 | 0   | 0  | 0  | 0  | 0  | 0  | 0  | 0   | 0   | 0  | 0   | 2 | 1  | 0 | 0 | .385   |
| Apr 07 | at North Florida    | ph     | 1  | 0 | 0 | 0   | 0  | 0  | 0  | 0  | 0  | 0  | 0   | 0   | 0  | 0   | 0 | 0  | 0 | 0 | .357   |
| Apr 18 | COLORADO STATE-1    | ph     | 0  | 0 | 0 | 1   | 0  | 0  | 0  | 0  | 0  | 0  | 0   | 0   | 1  | 0   | 0 | 0  | 0 | 0 | .357   |
| Totals |                     | 5gs    | 14 | 9 | 5 | 6   | 1  | 2  | 0  | 3  | 0  | 0  | 0   | 0   | 1  | 0   | 3 | 2  | 0 | 0 | .357   |



# REAGAN JOHNSON

OF • L/R • 5-4 • Junior  
Karnes City, Tex. • Karnes City HS

23

## CAREER STATS

| Year  | Avg. | GP-GS   | AB  | R   | H   | 2B | 3B | HR | RBI | TB  | SLG% | BB | HBP | SO | GDP | OBP  | SF | SH | SB-ATT | PO  | A  | E | FLD%  |
|-------|------|---------|-----|-----|-----|----|----|----|-----|-----|------|----|-----|----|-----|------|----|----|--------|-----|----|---|-------|
| 2023  | .378 | 59-59   | 209 | 47  | 79  | 3  | 4  | 0  | 20  | 90  | .431 | 14 | 0   | 41 | 0   | .415 | 1  | 1  | 18-18  | 86  | 4  | 3 | .968  |
| 2024  | .380 | 55-55   | 192 | 35  | 73  | 4  | 1  | 0  | 11  | 79  | .411 | 15 | 1   | 19 | 0   | .426 | 1  | 1  | 12-14  | 85  | 4  | 1 | .989  |
| 2025  | .367 | 51-51   | 177 | 49  | 65  | 5  | 2  | 0  | 11  | 74  | .418 | 25 | 2   | 20 | 0   | .449 | 1  | 1  | 19-21  | 72  | 2  | 0 | 1.000 |
| TOTAL | .375 | 165-165 | 578 | 131 | 217 | 12 | 7  | 0  | 42  | 243 | .420 | 54 | 3   | 80 | 0   | .429 | 3  | 3  | 49-53  | 243 | 10 | 4 | .984  |

## SEASON HIGHS

| Category  | No. | Opponent (Last)     | Date    |
|-----------|-----|---------------------|---------|
| Hits      | 3   | 3x (South Carolina) | 4/13/25 |
| Doubles   | 1   | 5x (Florida)        | 4/4/25  |
| Triples   | 1   | 2x (Southern Miss)  | 2/16/25 |
| Home Runs | -   | -                   | -       |
| RBI       | 2   | Tennessee           | 3/23/25 |
| Runs      | 3   | 4x (South Carolina) | 4/11/25 |
| Walks     | 2   | 5x (South Carolina) | 4/11/25 |
| ABs       | 5   | 4x (Tennessee)      | 3/9/25  |

## CAREER HIGHS

| Category     | No. | Opponent (Last)     | Date    |
|--------------|-----|---------------------|---------|
| Hits         | 4   | 3x (Ohio)           | 2/9/24  |
| Doubles      | 1   | 10x (UCA)           | 3/18/25 |
| Triples      | 1   | 5x (Wichita State)  | 2/24/24 |
| Home Runs    | -   | -                   | -       |
| RBI          | 2   | 9x (Tennessee)      | 3/23/25 |
| Runs         | 3   | 3x (Ole Miss)       | 3/9/25  |
| Walks        | 2   | 9x (South Carolina) | 4/11/25 |
| ABs          | 5   | 10x (Tennessee)     | 3/9/25  |
| Stolen Bases | 3   | 2x (Illinois)       | 3/1/25  |

## PLAYER PROFILE

- » All-time career leader in batting average at Arkansas with a .378 career average.
- » Only player in program history to register multiple 70+ hit seasons with 73 in 2024 and 79 in 2023.
- » One of six active DI players nationally to register 73+ hits in each of the last two seasons, D'Auna Jennings (Duke), Kendra Falby (Florida), Korbe Otis (Florida), Mia Scott (Texas) and Paige Rocha (SIU-Edwardsville).
- » Led the Razorbacks with 21 multi-hit games in 2024 while posting a .380 average with 73 hits, four doubles, a triple, 11 RBIs, 35 runs scored and 79 total bases.
- » Went a perfect 109-109 on stolen base attempts in high school. As a junior at Falls City High School, she hit .606 with 42 RBIs, two home runs and 39 stolen bases while being named all-state and district defensive MVP.
- » Also participated in track in high school where she was one of the fastest athletes in the state of Texas. As a senior, she earned all-state recognition and was the 2022 Texas 2A State champion in the 300-meter hurdles, setting a new 2A record in 300-meter hurdles with a time of 43.70. She also was a two-time silver medalist in the 300m hurdles prior to her senior year

## CAREER HONORS

- » First-Team All-SEC (2024)
- » First-Team NFCA All-South Region (2024)
- » SEC Spring Academic Honor Roll (2024)
- » NFCA All-South Region First Team (2023)
- » TUCCI/NFCA National Freshman of the Year Top 10 Finalist (2023)
- » DI Softball Freshman All-American (2023)
- » All-SEC Second Team (2023)
- » SEC Freshman of the Week (April 25, 2023)

## GAME-BY-GAME

| Date   | Opponent               | Pos    | AB  | R  | H  | RBI | 2B | 3B | HR | BB | SB | CS | HBP | SAC | SF | GDP | K  | PO | A | E | AVG  |
|--------|------------------------|--------|-----|----|----|-----|----|----|----|----|----|----|-----|-----|----|-----|----|----|---|---|------|
| Feb 06 | at Texas State         | *of    | 3   | 0  | 0  | 0   | 0  | 0  | 0  | 0  | 0  | 0  | 0   | 0   | 0  | 0   | 0  | 1  | 0 | 0 | .000 |
| Feb 07 | vs Lipscomb            | *of/pr | 4   | 1  | 1  | 1   | 0  | 0  | 0  | 0  | 0  | 0  | 0   | 0   | 1  | 0   | 0  | 1  | 0 | 0 | .143 |
| Feb 07 | vs Bradley             | *of    | 2   | 1  | 1  | 0   | 0  | 0  | 0  | 1  | 2  | 0  | 0   | 0   | 0  | 0   | 0  | 0  | 0 | 0 | .222 |
| Feb 08 | vs Bradley             | *of    | 5   | 1  | 2  | 0   | 0  | 0  | 0  | 0  | 1  | 0  | 0   | 0   | 0  | 0   | 0  | 0  | 0 | 0 | .286 |
| Feb 08 | vs San Diego           | *of    | 4   | 0  | 0  | 0   | 0  | 0  | 0  | 0  | 0  | 0  | 0   | 0   | 0  | 0   | 0  | 1  | 0 | 0 | .222 |
| Feb 14 | vs Louisiana Monroe    | *of    | 5   | 2  | 2  | 0   | 0  | 1  | 0  | 0  | 1  | 0  | 0   | 0   | 0  | 0   | 0  | 0  | 1 | 0 | .261 |
| Feb 14 | at Louisiana Tech      | *of    | 4   | 0  | 1  | 0   | 0  | 0  | 0  | 0  | 0  | 0  | 0   | 0   | 0  | 0   | 0  | 3  | 0 | 0 | .259 |
| Feb 15 | vs Southern Miss       | *of    | 4   | 1  | 1  | 0   | 0  | 0  | 1  | 0  | 0  | 0  | 0   | 0   | 0  | 0   | 1  | 0  | 0 | 0 | .258 |
| Feb 16 | vs Southern Miss       | *of/pr | 3   | 1  | 2  | 0   | 0  | 1  | 0  | 0  | 0  | 0  | 0   | 0   | 0  | 0   | 0  | 1  | 0 | 0 | .294 |
| Feb 16 | vs Louisiana Monroe    | *of    | 3   | 1  | 0  | 0   | 0  | 0  | 0  | 0  | 1  | 0  | 0   | 0   | 0  | 0   | 1  | 2  | 0 | 0 | .270 |
| Feb 20 | vs Rutgers             | *of    | 3   | 2  | 1  | 0   | 1  | 0  | 0  | 1  | 0  | 0  | 0   | 0   | 0  | 0   | 0  | 0  | 0 | 0 | .275 |
| Feb 20 | vs Cal State Fullerton | *of/pr | 3   | 0  | 2  | 1   | 0  | 0  | 0  | 0  | 0  | 0  | 0   | 0   | 0  | 0   | 0  | 0  | 0 | 0 | .302 |
| Feb 21 | vs Loyola Marymount    | *of    | 4   | 2  | 2  | 1   | 1  | 0  | 0  | 1  | 0  | 0  | 0   | 0   | 0  | 0   | 1  | 1  | 0 | 0 | .319 |
| Feb 22 | vs Baylor              | *of    | 3   | 2  | 2  | 0   | 1  | 0  | 0  | 0  | 0  | 0  | 0   | 0   | 0  | 0   | 0  | 0  | 1 | 0 | .340 |
| Feb 22 | vs UCLA                | *of    | 3   | 0  | 2  | 0   | 0  | 0  | 0  | 0  | 0  | 0  | 0   | 0   | 0  | 0   | 1  | 3  | 0 | 0 | .358 |
| Feb 28 | IOWA                   | *of    | 2   | 3  | 1  | 0   | 0  | 0  | 0  | 2  | 2  | 0  | 0   | 0   | 0  | 0   | 0  | 1  | 0 | 0 | .364 |
| Feb 28 | ILLINOIS               | *of    | 3   | 2  | 1  | 0   | 0  | 0  | 0  | 1  | 1  | 0  | 0   | 0   | 0  | 0   | 0  | 0  | 0 | 0 | .362 |
| Mar 01 | IOWA                   | *of/ph | 2   | 0  | 0  | 0   | 0  | 0  | 0  | 0  | 0  | 1  | 0   | 1   | 0  | 0   | 0  | 0  | 0 | 0 | .350 |
| Mar 01 | ILLINOIS               | *of    | 3   | 2  | 2  | 0   | 0  | 0  | 0  | 1  | 3  | 0  | 0   | 0   | 0  | 0   | 0  | 1  | 0 | 0 | .365 |
| Mar 02 | MISSOURI STATE         | *of    | 3   | 2  | 2  | 0   | 0  | 0  | 0  | 0  | 2  | 0  | 1   | 0   | 0  | 0   | 0  | 0  | 0 | 0 | .379 |
| Mar 07 | at Ole Miss            | *of    | 3   | 0  | 1  | 0   | 0  | 0  | 0  | 1  | 0  | 0  | 0   | 0   | 0  | 0   | 1  | 2  | 0 | 0 | .377 |
| Mar 08 | at Ole Miss            | *of    | 2   | 0  | 0  | 0   | 0  | 0  | 0  | 2  | 0  | 0  | 0   | 0   | 0  | 0   | 2  | 1  | 0 | 0 | .366 |
| Mar 09 | at Ole Miss            | *of    | 5   | 3  | 3  | 0   | 0  | 0  | 0  | 0  | 0  | 0  | 0   | 0   | 0  | 0   | 0  | 2  | 0 | 0 | .382 |
| Mar 15 | OKLAHOMA-1             | *of    | 2   | 0  | 1  | 0   | 0  | 0  | 0  | 1  | 0  | 0  | 0   | 0   | 0  | 0   | 0  | 3  | 0 | 0 | .385 |
| Mar 15 | OKLAHOMA-2             | *of    | 3   | 0  | 0  | 0   | 0  | 0  | 0  | 1  | 0  | 0  | 0   | 0   | 0  | 0   | 2  | 1  | 1 | 0 | .370 |
| Mar 16 | OKLAHOMA               | *of    | 4   | 0  | 0  | 0   | 0  | 0  | 0  | 0  | 0  | 0  | 0   | 0   | 0  | 0   | 2  | 3  | 0 | 0 | .353 |
| Mar 18 | UCA                    | *of    | 4   | 0  | 1  | 0   | 1  | 0  | 0  | 0  | 0  | 0  | 0   | 0   | 0  | 0   | 0  | 5  | 0 | 0 | .348 |
| Mar 22 | at Tennessee           | *of    | 3   | 0  | 0  | 1   | 0  | 0  | 0  | 2  | 0  | 0  | 0   | 0   | 0  | 0   | 0  | 0  | 0 | 0 | .337 |
| Mar 23 | at Tennessee           | *of    | 5   | 1  | 2  | 2   | 0  | 0  | 0  | 0  | 0  | 0  | 0   | 0   | 0  | 0   | 1  | 1  | 0 | 0 | .340 |
| Mar 24 | at Tennessee           | *of    | 4   | 0  | 0  | 0   | 0  | 0  | 0  | 0  | 0  | 0  | 0   | 0   | 0  | 0   | 3  | 1  | 0 | 0 | .327 |
| Mar 28 | KENTUCKY               | *of    | 4   | 1  | 2  | 0   | 0  | 0  | 0  | 0  | 0  | 0  | 0   | 0   | 0  | 0   | 0  | 1  | 1 | 0 | .333 |
| Mar 29 | KENTUCKY               | *of    | 4   | 2  | 2  | 0   | 0  | 0  | 0  | 0  | 0  | 0  | 0   | 0   | 0  | 0   | 0  | 0  | 1 | 0 | .339 |
| Mar 30 | KENTUCKY               | *of    | 4   | 1  | 3  | 0   | 0  | 0  | 0  | 0  | 2  | 0  | 0   | 0   | 0  | 0   | 0  | 4  | 0 | 0 | .354 |
| Apr 04 | at Florida             | *of    | 3   | 1  | 2  | 0   | 1  | 0  | 0  | 1  | 0  | 0  | 0   | 0   | 0  | 0   | 0  | 6  | 0 | 0 | .362 |
| Apr 05 | at Florida             | *of    | 4   | 2  | 2  | 0   | 0  | 0  | 0  | 2  | 0  | 0  | 0   | 0   | 0  | 0   | 0  | 1  | 0 | 0 | .367 |
| Apr 06 | at Florida             | *of    | 4   | 2  | 1  | 0   | 0  | 0  | 0  | 0  | 0  | 0  | 0   | 0   | 0  | 0   | 0  | 5  | 0 | 0 | .363 |
| Apr 07 | at North Florida       | *of    | 4   | 3  | 2  | 1   | 0  | 0  | 0  | 0  | 2  | 0  | 0   | 0   | 0  | 0   | 0  | 1  | 0 | 0 | .367 |
| Apr 11 | SOUTH CAROLINA         | *of    | 2   | 3  | 1  | 0   | 0  | 0  | 0  | 2  | 0  | 0  | 0   | 0   | 0  | 0   | 0  | 1  | 0 | 0 | .369 |
| Apr 12 | SOUTH CAROLINA         | *of    | 4   | 1  | 2  | 0   | 0  | 0  | 0  | 0  | 0  | 1  | 0   | 0   | 0  | 0   | 0  | 1  | 0 | 0 | .373 |
| Apr 13 | SOUTH CAROLINA         | *of    | 4   | 0  | 3  | 0   | 0  | 0  | 0  | 0  | 0  | 0  | 0   | 0   | 0  | 0   | 0  | 2  | 0 | 0 | .384 |
| Apr 18 | COLORADO STATE-1       | *of    | 3   | 1  | 1  | 0   | 0  | 0  | 0  | 0  | 0  | 0  | 0   | 0   | 0  | 0   | 0  | 0  | 0 | 0 | .372 |
| Apr 18 | COLORADO STATE-2       | *of    | 4   | 0  | 1  | 1   | 0  | 0  | 0  | 0  | 0  | 0  | 0   | 0   | 0  | 0   | 1  | 0  | 0 | 0 | .369 |
| Apr 25 | at Texas A&M           | *of    | 4   | 0  | 1  | 0   | 0  | 0  | 0  | 0  | 0  | 0  | 0   | 0   | 0  | 0   | 1  | 1  | 0 | 0 | .366 |
| Apr 26 | at Texas A&M           | *of    | 4   | 1  | 2  | 0   | 0  | 0  | 0  | 1  | 1  | 0  | 0   | 0   | 0  | 0   | 0  | 3  | 0 | 0 | .369 |
| Apr 27 | at Texas A&M           | *of    | 3   | 0  | 1  | 0   | 0  | 0  | 0  | 1  | 1  | 0  | 0   | 0   | 0  | 0   | 0  | 2  | 0 | 0 | .369 |
| May 01 | LSU                    | *of    | 4   | 1  | 2  | 1   | 0  | 0  | 0  | 1  | 0  | 0  | 0   | 0   | 0  | 0   | 0  | 1  | 0 | 0 | .372 |
| May 02 | LSU                    | *of    | 2   | 1  | 0  | 0   | 0  | 0  | 0  | 1  | 0  | 0  | 1   | 0   | 0  | 0   | 1  | 4  | 1 | 0 | .367 |
| May 03 | LSU                    | *of    | 3   | 0  | 1  | 1   | 0  | 0  | 0  | 1  | 0  | 0  | 0   | 0   | 0  | 0   | 0  | 0  | 0 | 0 | .367 |
| May 07 | at Georgia             | *of    | 4   | 1  | 1  | 0   | 0  | 0  | 0  | 0  | 0  | 0  | 0   | 0   | 0  | 0   | 0  | 0  | 0 | 0 | .364 |
| May 08 | vs Tennessee           | *of    | 4   | 1  | 2  | 0   | 0  | 0  | 0  | 0  | 0  | 0  | 0   | 0   | 0  | 0   | 1  | 2  | 0 | 0 | .367 |
| Totals |                        | 5lgs   | 177 | 49 | 65 | 11  | 5  | 2  | 0  | 25 | 19 | 2  | 2   | 1   | 1  | 0   | 20 | 72 | 2 | 0 | .375 |



# CAM HARRISON

RHP/UTL • R/R • 5-7 • Freshman  
Katy, Texas • Katy HS

25

### CAREER STATS

| Year  | Avg. | GP-GS | AB | R | H | 2B | 3B | HR | RBI | TB | SLG% | BB | HBP | SO | GDP | OBP  | SF | SH | SB-ATT | PO | A | E | FLD%  |
|-------|------|-------|----|---|---|----|----|----|-----|----|------|----|-----|----|-----|------|----|----|--------|----|---|---|-------|
| 2025  | .500 | 23-6  | 9  | 0 | 5 | 3  | 0  | 0  | 4   | 8  | .800 | 4  | 0   | 1  | 0   | .643 | 0  | 0  | 0-0    | 1  | 6 | 0 | 1.000 |
| TOTAL | .500 | 23-6  | 9  | 0 | 5 | 3  | 0  | 0  | 4   | 8  | .800 | 4  | 0   | 1  | 0   | .643 | 0  | 0  | 0-0    | 1  | 6 | 0 | 1.000 |

| Year  | ERA  | W-L | APP | GS | CG | SHO | SV | IP   | H  | R  | ER | BB | SO | 2B | 3B | HR | BF  | B.AVG | WP | HBP | BK | SF | SH |
|-------|------|-----|-----|----|----|-----|----|------|----|----|----|----|----|----|----|----|-----|-------|----|-----|----|----|----|
| 2025  | 3.66 | 4-2 | 18  | 6  | 0  | 0/1 | 3  | 44.0 | 37 | 24 | 23 | 31 | 46 | 4  | 2  | 6  | 198 | .236  | 7  | 2   | 0  | 3  | 5  |
| TOTAL | 3.66 | 4-2 | 18  | 6  | 0  | 0/1 | 3  | 44.0 | 37 | 24 | 23 | 31 | 46 | 4  | 2  | 6  | 198 | .236  | 7  | 2   | 0  | 3  | 5  |

### SEASON HIGHS (PITCHING)

| Category       | No. | Opponent (Last)     | Date    |
|----------------|-----|---------------------|---------|
| Innings        | 6.1 | Florida             | 4/6/25  |
| Longest Start  | 5.0 | San Diego           | 2/8/25  |
| Shortest Start | 0.2 | Tennessee           | 3/24/25 |
| Longest Relief | 3.0 | Ole Miss            | 3/8/25  |
| Hits           | 6   | Florida             | 4/6/25  |
| Runs           | 3   | 4x (South Carolina) | 4/12/25 |
| Earned Runs    | 3   | 4x (South Carolina) | 4/12/25 |
| Walks          | 5   | Southern Miss       | 2/16/25 |
| Strikeouts     | 8   | 2x (Southern Miss)  | 2/16/25 |
| Pitches        | 90  | Southern Miss       | 2/16/25 |

### CAREER HIGHS (PITCHING)

| Category       | No. | Opponent (Last)     | Date    |
|----------------|-----|---------------------|---------|
| Innings        | 6.1 | Florida             | 4/6/25  |
| Longest Start  | 5.0 | San Diego           | 2/8/25  |
| Shortest Start | 0.2 | Tennessee           | 3/24/25 |
| Longest Relief | 3.0 | Ole Miss            | 3/8/25  |
| Hits           | 6   | Florida             | 4/6/25  |
| Runs           | 3   | 4x (South Carolina) | 4/12/25 |
| Earned Runs    | 3   | 4x (South Carolina) | 4/12/25 |
| Walks          | 5   | Southern Miss       | 2/16/25 |
| Strikeouts     | 8   | 2x (Southern Miss)  | 2/16/25 |
| Pitches        | 90  | Southern Miss       | 2/16/25 |

### SEASON HIGHS (HITTING)

| Category  | No. | Opponent (Last) | Date    |
|-----------|-----|-----------------|---------|
| Hits      | 1   | 2x (ULM)        | 2/14/25 |
| Doubles   | 1   | 2x (ULM)        | 2/14/25 |
| Triples   | -   | -               | -       |
| Home Runs | -   | -               | -       |
| RBIs      | 2   | ULM             | 2/14/25 |
| Runs      | -   | -               | -       |
| Walks     | 1   | San Diego       | 2/8/25  |
| ABs       | 1   | 5x (ULM)        | 2/16/25 |

### CAREER HIGHS (HITTING)

| Category  | No. | Opponent (Last) | Date    |
|-----------|-----|-----------------|---------|
| Hits      | 1   | 2x (ULM)        | 2/14/25 |
| Doubles   | 1   | 2x (ULM)        | 2/14/25 |
| Triples   | -   | -               | -       |
| Home Runs | -   | -               | -       |
| RBIs      | 2   | ULM             | 2/14/25 |
| Runs      | -   | -               | -       |
| Walks     | 1   | San Diego       | 2/8/25  |
| ABs       | 1   | 2x (San Diego)  | 2/8/25  |

### CAREER HONORS

- » D1 Softball D100 Freshman (2025)
- » Softball America Freshman Watch List (2025)
- » Texas Gatorade Player of the Year (2024)
- » United States 18-U team member (2024)
- » No. 6 Overall Player in Extra Innings Softball Player Rankings (2024)
- » All-Greater Houston Pitcher of the Year (2024)
- » Max Preps All-American (2024)
- » District MVP (2022, 2023)
- » Majoring in Business

### GAME-BY-GAME

| Date   | Opponent            | Pos   | AB | R | H | RBI | 2B | 3B | HR | BB | SB | CS | HBP | SAC | SF | GDP | K | PO | A | E | AVG   |
|--------|---------------------|-------|----|---|---|-----|----|----|----|----|----|----|-----|-----|----|-----|---|----|---|---|-------|
| Feb 07 | vs Lipscomb         | ph    | 1  | 0 | 1 | 0   | 1  | 0  | 0  | 0  | 0  | 0  | 0   | 0   | 0  | 0   | 0 | 0  | 0 | 0 | 0.000 |
| Feb 08 | vs San Diego        | *p    | 1  | 0 | 0 | 0   | 0  | 0  | 0  | 1  | 0  | 0  | 0   | 0   | 0  | 0   | 0 | 0  | 0 | 1 | 0.500 |
| Feb 14 | vs Louisiana Monroe | p     | 1  | 0 | 1 | 2   | 1  | 0  | 0  | 0  | 0  | 0  | 0   | 0   | 0  | 0   | 0 | 0  | 1 | 1 | 0.667 |
| Feb 16 | vs Southern Miss    | *p/ph | 1  | 0 | 0 | 0   | 0  | 0  | 0  | 0  | 0  | 0  | 0   | 0   | 0  | 0   | 0 | 0  | 0 | 0 | 0.500 |
| Feb 16 | vs Louisiana Monroe | ph    | 1  | 0 | 1 | 0   | 1  | 0  | 0  | 0  | 0  | 0  | 0   | 0   | 0  | 0   | 0 | 0  | 0 | 0 | 0.600 |
| Feb 21 | vs Loyola Marymount | *p    | 1  | 0 | 0 | 0   | 0  | 0  | 0  | 0  | 0  | 0  | 0   | 0   | 0  | 0   | 0 | 0  | 2 | 0 | 0.500 |
| Apr 06 | at Florida          | p/dh  | 1  | 0 | 1 | 1   | 0  | 0  | 0  | 0  | 0  | 0  | 0   | 0   | 0  | 0   | 0 | 0  | 0 | 0 | 0.500 |
| Apr 07 | at North Florida    | ph    | 0  | 0 | 0 | 1   | 0  | 0  | 0  | 1  | 0  | 0  | 0   | 0   | 0  | 0   | 0 | 0  | 0 | 0 | 0.500 |
| Apr 13 | SOUTH CAROLINA      | ph    | 1  | 0 | 1 | 0   | 0  | 0  | 0  | 0  | 0  | 0  | 0   | 0   | 0  | 0   | 0 | 0  | 0 | 0 | 0.556 |
| Apr 18 | COLORADO STATE-1    | p     | 0  | 0 | 0 | 0   | 0  | 0  | 0  | 1  | 0  | 0  | 0   | 0   | 0  | 0   | 0 | 0  | 0 | 0 | 0.556 |
| Apr 27 | at Texas A&M        | ph    | 0  | 0 | 0 | 0   | 0  | 0  | 0  | 1  | 0  | 0  | 0   | 0   | 0  | 0   | 0 | 0  | 0 | 0 | 0.556 |
| May 02 | LSU                 | p/ph  | 1  | 0 | 0 | 0   | 0  | 0  | 0  | 0  | 0  | 0  | 0   | 0   | 0  | 0   | 1 | 0  | 0 | 0 | 0.500 |
| Totals |                     | 4gs   | 10 | 0 | 5 | 4   | 3  | 0  | 0  | 4  | 0  | 0  | 0   | 0   | 0  | 0   | 1 | 1  | 6 | 0 | 0.500 |

| Date   | Opponent            | GS | IP   | H  | R  | ER | BB | SO | 2B | 3B | HR | WP | BK | HBP | IBB | Score | W-L | Sv | ERA  | NP  |
|--------|---------------------|----|------|----|----|----|----|----|----|----|----|----|----|-----|-----|-------|-----|----|------|-----|
| Feb 06 | at Texas State      |    | 1.0  | 0  | 0  | 0  | 0  | 2  | 0  | 0  | 0  | 1  | 0  | 0   | 0   | 3-1   | 0-0 | 1  | 0.00 | 24  |
| Feb 07 | vs Bradley          |    | 0.2  | 0  | 0  | 0  | 1  | 1  | 0  | 0  | 0  | 0  | 0  | 0   | 0   | 3-1   | 0-0 | 2  | 0.00 | 18  |
| Feb 08 | vs San Diego        | *  | 5.0  | 2  | 1  | 1  | 1  | 8  | 0  | 1  | 0  | 0  | 0  | 0   | 0   | 2-1   | 0-0 | 2  | 1.05 | 69  |
| Feb 14 | vs Louisiana Monroe |    | 2.0  | 1  | 1  | 0  | 2  | 2  | 0  | 0  | 0  | 2  | 0  | 0   | 0   | 11-2  | 0-0 | 2  | 0.81 | 36  |
| Feb 16 | vs Southern Miss    | *  | 3.2  | 3  | 3  | 3  | 5  | 8  | 0  | 0  | 1  | 0  | 0  | 0   | 0   | 12-3  | 1-0 | 2  | 2.27 | 90  |
| Feb 21 | vs LMU              | *  | 5.0  | 2  | 0  | 0  | 0  | 2  | 0  | 0  | 0  | 0  | 0  | 0   | 0   | 6-2   | 2-0 | 2  | 1.62 | 58  |
| Feb 22 | vs UCLA             |    | 2.1  | 2  | 1  | 1  | 1  | 1  | 1  | 0  | 0  | 0  | 0  | 0   | 1   | 1-9   | 2-0 | 2  | 1.78 | 27  |
| Mar 01 | IOWA                | *  | 4.0  | 1  | 0  | 0  | 4  | 3  | 0  | 0  | 0  | 0  | 0  | 0   | 0   | 12-0  | 3-0 | 2  | 1.48 | 66  |
| Mar 07 | at Ole Miss         |    | 0.1  | 3  | 3  | 2  | 0  | 1  | 0  | 0  | 1  | 0  | 0  | 0   | 0   | 1-9   | 3-0 | 2  | 2.33 | 20  |
| Mar 08 | at Ole Miss         |    | 3.0  | 3  | 0  | 0  | 3  | 0  | 0  | 1  | 0  | 1  | 0  | 0   | 0   | 3-9   | 3-0 | 2  | 2.07 | 53  |
| Mar 15 | OKLAHOMA-1          |    | 0.2  | 1  | 0  | 0  | 0  | 2  | 0  | 0  | 0  | 0  | 0  | 0   | 0   | 0-7   | 3-0 | 2  | 2.02 | 15  |
| Mar 16 | OKLAHOMA            | *  | 1.0  | 1  | 2  | 2  | 3  | 1  | 0  | 0  | 1  | 0  | 0  | 1   | 0   | 7-10  | 3-0 | 2  | 2.44 | 33  |
| Mar 18 | UCA                 |    | 2.1  | 1  | 0  | 0  | 0  | 2  | 1  | 0  | 0  | 0  | 0  | 0   | 0   | 6-3   | 3-0 | 3  | 2.26 | 32  |
| Mar 24 | at Tennessee        | *  | 0.2  | 2  | 3  | 3  | 3  | 1  | 1  | 0  | 0  | 1  | 0  | 0   | 0   | 2-3   | 3-1 | 3  | 2.87 | 32  |
| Apr 06 | at Florida          |    | 6.2  | 6  | 2  | 2  | 4  | 5  | 0  | 0  | 2  | 0  | 0  | 0   | 0   | 9-5   | 4-1 | 3  | 2.74 | 123 |
| Apr 12 | SOUTH CAROLINA      |    | 1.0  | 4  | 3  | 3  | 0  | 1  | 0  | 0  | 1  | 0  | 0  | 0   | 0   | 4-5   | 4-2 | 3  | 3.20 | 21  |
| Apr 18 | COLORADO STATE-1    |    | 2.0  | 1  | 0  | 0  | 0  | 3  | 0  | 0  | 0  | 0  | 0  | 1   | 0   | 14-1  | 4-2 | 3  | 3.05 | 42  |
| May 02 | LSU                 |    | 2.2  | 6  | 5  | 5  | 2  | 4  | 0  | 0  | 1  | 1  | 0  | 0   | 0   | 2-13  | 4-2 | 3  | 3.66 | 62  |
| Totals |                     | 6  | 44.0 | 37 | 24 | 23 | 31 | 46 | 4  | 2  | 6  | 7  | 0  | 2   | 1   | 98-84 | 4-2 | 3  | 3.66 |     |





# ATALYIA RIJO

INF • L/R • 5-7 • Junior  
Horsehead, N.Y. • Corning-Painted Post HS

26

## CAREER STATS

| Year  | Avg. | GP-GS   | AB  | R  | H  | 2B | 3B | HR | RBI | TB  | SLG% | BB | HBP | SO | GDP | OBP  | SF | SH | SB-ATT | PO  | A   | E  | FLD%  |
|-------|------|---------|-----|----|----|----|----|----|-----|-----|------|----|-----|----|-----|------|----|----|--------|-----|-----|----|-------|
| 2023  | .203 | 56-55   | 133 | 24 | 27 | 6  | 0  | 5  | 24  | 48  | .361 | 9  | 7   | 33 | 2   | .285 | 2  | 3  | 0-0    | 63  | 115 | 11 | .942  |
| 2024  | .214 | 9-6     | 14  | 2  | 3  | 2  | 0  | 0  | 1   | 5   | .357 | 1  | 1   | 3  | 0   | .313 | 0  | 1  | 0-0    | 8   | 10  | 0  | 1.000 |
| 2025  | .293 | 50-49   | 133 | 24 | 39 | 10 | 2  | 5  | 34  | 68  | .511 | 12 | 7   | 18 | 1   | .374 | 3  | 5  | 1-1    | 63  | 62  | 5  | .962  |
| TOTAL | .246 | 115-110 | 280 | 50 | 69 | 18 | 2  | 10 | 59  | 121 | .432 | 22 | 15  | 54 | 3   | .329 | 5  | 9  | 1-1    | 134 | 187 | 16 | .953  |

## SEASON HIGHS

| Category  | No. | Opponent (Last)      | Date    |
|-----------|-----|----------------------|---------|
| Hits      | 2   | 10x (Colorado State) | 4/18/25 |
| Doubles   | 2   | Southern Miss        | 2/16/25 |
| Triples   | 1   | 2x (South Carolina)  | 4/12/25 |
| Home Runs | 1   | 5x (South Carolina)  | 4/13/25 |
| RBIs      | 4   | 2x (MO State)        | 3/2/25  |
| Runs      | 3   | 2x (Tennessee)       | 3/23/25 |
| Walks     | 2   | 3x (LSU)             | 5/2/25  |
| ABs       | 4   | 9x (LSU)             | 5/3/25  |

## CAREER HIGHS

| Category  | No. | Opponent (Last)     | Date    |
|-----------|-----|---------------------|---------|
| Hits      | 3   | Baylor              | 2/12/23 |
| Doubles   | 2   | Southern Miss       | 2/16/25 |
| Triples   | 1   | 2x (South Carolina) | 4/12/25 |
| Home Runs | 1   | 9x (UCA)            | 3/18/25 |
| RBIs      | 4   | 3x (MO State)       | 3/1/25  |
| Runs      | 3   | 2x (Tennessee)      | 3/23/25 |
| Walks     | 2   | 5x (LSU)            | 5/2/25  |
| ABs       | 4   | 3x (LSU)            | 5/3/25  |

## PLAYER PROFILE

- » Was granted a medical redshirt after missing most of the 2024 season due to a shoulder injury. Will have three years of eligibility remaining entering the 2025 season.
- » Went 2-3 with a double against South Alabama on March 8, 2024 during one of her nine appearances in 2024.
- » Was granted a medical redshirt after missing most of the 2024 season due to a shoulder injury. Will have three years of eligibility remaining entering the 2025 season.
- » Second player in program history from New York joining Maddie Reese (2012) as the only other Hog from the Empire State.
- » Father Fernando Rijo signed with the LA Dodgers in 1995 at the age of 15 and pitched 11 seasons in professional baseball making it as high as AAA. Her cousin is 1990 World Series MVP Jose Rijo. Her mother Audrey was a three-sport athlete who played D1 softball at Albany and UNC-Wilmington.
- » Prepped at Corning-Painted Post High School where she won a state championship and 2019. Also played varsity softball starting in eighth grade.

## CAREER HONORS

- » SEC Career Tour Participant (2024)
- » SEC Spring Academic Honor Roll (2024)
- » SEC Freshman of the Week (Feb. 13, 2023)

## GAME-BY-GAME

| Date   | Opponent               | Pos    | AB  | R  | H  | RBI | 2B | 3B | HR | BB | SB | CS | HBP | SAC | SF | GDP | K  | PO | A  | E | AVG  |
|--------|------------------------|--------|-----|----|----|-----|----|----|----|----|----|----|-----|-----|----|-----|----|----|----|---|------|
| Feb 06 | at Texas State         | *dh/ss | 1   | 0  | 0  | 0   | 0  | 0  | 0  | 1  | 0  | 0  | 0   | 0   | 0  | 0   | 0  | 0  | 1  | 0 | .000 |
| Feb 07 | vs Lipscomb            | ph     | 1   | 1  | 1  | 1   | 0  | 1  | 0  | 0  | 0  | 0  | 0   | 0   | 0  | 0   | 0  | 0  | 0  | 0 | .500 |
| Feb 07 | vs Bradley             | *ss    | 2   | 0  | 0  | 0   | 0  | 0  | 0  | 1  | 0  | 0  | 0   | 0   | 0  | 0   | 0  | 2  | 1  | 0 | .250 |
| Feb 08 | vs San Diego           | *ss/pr | 1   | 1  | 0  | 0   | 0  | 0  | 0  | 0  | 0  | 0  | 0   | 1   | 0  | 0   | 0  | 3  | 0  | 0 | .200 |
| Feb 14 | vs Louisiana Monroe    | *ss    | 3   | 1  | 1  | 1   | 0  | 0  | 1  | 1  | 0  | 0  | 0   | 0   | 0  | 0   | 1  | 1  | 1  | 0 | .250 |
| Feb 14 | at Louisiana Tech      | *ss    | 2   | 0  | 2  | 1   | 0  | 0  | 0  | 0  | 0  | 0  | 1   | 0   | 0  | 0   | 0  | 0  | 1  | 0 | .400 |
| Feb 15 | vs Southern Miss       | *ss    | 3   | 0  | 1  | 4   | 1  | 0  | 0  | 1  | 0  | 0  | 0   | 0   | 0  | 0   | 0  | 2  | 3  | 0 | .385 |
| Feb 16 | vs Southern Miss       | *ss    | 3   | 3  | 2  | 0   | 2  | 0  | 0  | 0  | 0  | 0  | 0   | 0   | 0  | 0   | 0  | 1  | 0  | 0 | .438 |
| Feb 16 | vs Louisiana Monroe    | *ss    | 3   | 1  | 2  | 2   | 1  | 0  | 0  | 0  | 0  | 0  | 0   | 0   | 0  | 0   | 0  | 0  | 0  | 0 | .474 |
| Feb 20 | vs Rutgers             | *ss    | 3   | 1  | 2  | 0   | 1  | 0  | 0  | 0  | 0  | 0  | 0   | 0   | 0  | 0   | 0  | 2  | 1  | 0 | .500 |
| Feb 20 | vs Cal State Fullerton | *ss    | 3   | 1  | 2  | 3   | 0  | 0  | 1  | 0  | 0  | 0  | 0   | 0   | 0  | 0   | 1  | 0  | 3  | 0 | .520 |
| Feb 21 | vs Loyola Marymount    | *ss    | 4   | 0  | 0  | 0   | 0  | 0  | 0  | 0  | 0  | 0  | 0   | 0   | 0  | 0   | 0  | 2  | 3  | 0 | .448 |
| Feb 22 | vs Baylor              | *ss    | 1   | 1  | 0  | 0   | 0  | 0  | 0  | 1  | 0  | 0  | 0   | 0   | 0  | 0   | 0  | 1  | 1  | 2 | .433 |
| Feb 22 | vs UCLA                | *ss    | 2   | 0  | 0  | 0   | 0  | 0  | 0  | 0  | 0  | 0  | 0   | 0   | 0  | 0   | 2  | 1  | 0  | 1 | .406 |
| Feb 28 | IOWA                   | *ss    | 0   | 0  | 0  | 2   | 0  | 0  | 0  | 2  | 0  | 0  | 0   | 0   | 1  | 0   | 0  | 1  | 1  | 0 | .406 |
| Feb 28 | ILLINOIS               | *ss    | 3   | 0  | 0  | 0   | 0  | 0  | 0  | 0  | 0  | 0  | 0   | 0   | 0  | 0   | 0  | 1  | 1  | 0 | .371 |
| Mar 01 | IOWA                   | *ss    | 2   | 0  | 0  | 0   | 0  | 0  | 0  | 0  | 0  | 0  | 0   | 0   | 0  | 0   | 1  | 0  | 3  | 0 | .351 |
| Mar 01 | ILLINOIS               | *ss    | 3   | 0  | 1  | 1   | 0  | 0  | 0  | 0  | 0  | 0  | 1   | 0   | 0  | 0   | 0  | 0  | 2  | 0 | .350 |
| Mar 02 | MISSOURI STATE         | *ss    | 2   | 2  | 1  | 4   | 0  | 0  | 1  | 0  | 0  | 0  | 2   | 0   | 0  | 0   | 0  | 1  | 0  | 0 | .357 |
| Mar 07 | at Ole Miss            | *ss    | 2   | 0  | 1  | 0   | 0  | 0  | 0  | 0  | 0  | 0  | 0   | 1   | 0  | 0   | 0  | 2  | 1  | 1 | .364 |
| Mar 08 | at Ole Miss            | *ss    | 3   | 0  | 0  | 0   | 0  | 0  | 0  | 0  | 0  | 0  | 0   | 0   | 0  | 0   | 0  | 1  | 2  | 1 | .340 |
| Mar 09 | at Ole Miss            | *ss    | 3   | 0  | 2  | 1   | 0  | 0  | 0  | 0  | 0  | 0  | 0   | 0   | 1  | 0   | 0  | 2  | 1  | 0 | .360 |
| Mar 15 | OKLAHOMA-1             | *ss    | 1   | 0  | 0  | 0   | 0  | 0  | 0  | 0  | 0  | 0  | 1   | 0   | 0  | 0   | 0  | 1  | 0  | 0 | .353 |
| Mar 15 | OKLAHOMA-2             | *ss    | 1   | 0  | 0  | 1   | 0  | 0  | 0  | 0  | 0  | 0  | 0   | 2   | 0  | 0   | 0  | 3  | 0  | 0 | .346 |
| Mar 16 | OKLAHOMA               | *ss    | 3   | 0  | 0  | 0   | 0  | 0  | 0  | 0  | 0  | 0  | 0   | 0   | 0  | 0   | 0  | 1  | 2  | 0 | .327 |
| Mar 18 | UCA                    | *ss    | 3   | 1  | 2  | 1   | 0  | 0  | 1  | 0  | 0  | 0  | 0   | 0   | 0  | 0   | 0  | 1  | 1  | 0 | .345 |
| Mar 22 | at Tennessee           | *ss    | 4   | 1  | 1  | 0   | 0  | 0  | 0  | 0  | 0  | 0  | 0   | 0   | 0  | 0   | 0  | 1  | 1  | 0 | .339 |
| Mar 23 | at Tennessee           | *ss    | 2   | 3  | 2  | 1   | 1  | 0  | 0  | 2  | 0  | 0  | 0   | 0   | 0  | 0   | 0  | 3  | 2  | 0 | .359 |
| Mar 24 | at Tennessee           | *ss    | 3   | 0  | 0  | 0   | 0  | 0  | 0  | 0  | 0  | 0  | 0   | 0   | 0  | 0   | 0  | 1  | 2  | 0 | .343 |
| Mar 28 | KENTUCKY               | *ss    | 3   | 0  | 1  | 2   | 1  | 0  | 0  | 0  | 0  | 0  | 0   | 0   | 0  | 0   | 0  | 2  | 1  | 0 | .343 |
| Mar 29 | KENTUCKY               | *ss    | 2   | 0  | 1  | 1   | 0  | 0  | 0  | 0  | 0  | 0  | 0   | 0   | 1  | 0   | 0  | 1  | 0  | 0 | .347 |
| Mar 30 | KENTUCKY               | *ss    | 3   | 0  | 0  | 0   | 0  | 0  | 0  | 0  | 0  | 0  | 0   | 0   | 0  | 0   | 1  | 0  | 4  | 2 | .333 |
| Apr 04 | at Florida             | *ss    | 3   | 0  | 1  | 0   | 1  | 0  | 0  | 0  | 0  | 0  | 0   | 0   | 0  | 0   | 0  | 2  | 2  | 0 | .333 |
| Apr 05 | at Florida             | *ss    | 4   | 0  | 2  | 0   | 0  | 0  | 0  | 1  | 0  | 0  | 0   | 1   | 0  | 0   | 0  | 1  | 3  | 1 | .341 |
| Apr 06 | at Florida             | *ss    | 4   | 0  | 2  | 2   | 1  | 0  | 0  | 0  | 0  | 0  | 0   | 0   | 0  | 0   | 0  | 0  | 0  | 0 | .349 |
| Apr 07 | at North Florida       | *ss    | 2   | 1  | 0  | 1   | 0  | 0  | 0  | 0  | 1  | 0  | 1   | 0   | 0  | 0   | 0  | 0  | 3  | 0 | .341 |
| Apr 11 | SOUTH CAROLINA         | *ss    | 3   | 0  | 1  | 1   | 0  | 1  | 0  | 0  | 0  | 0  | 0   | 0   | 0  | 0   | 0  | 1  | 2  | 2 | .341 |
| Apr 12 | SOUTH CAROLINA         | *ss    | 4   | 0  | 0  | 0   | 0  | 0  | 0  | 0  | 0  | 0  | 0   | 0   | 0  | 0   | 0  | 1  | 1  | 1 | .326 |
| Apr 13 | SOUTH CAROLINA         | *ss    | 3   | 1  | 1  | 2   | 0  | 0  | 1  | 0  | 0  | 0  | 0   | 0   | 0  | 0   | 0  | 0  | 1  | 0 | .327 |
| Apr 15 | at UCA                 | *ss    | 4   | 1  | 1  | 0   | 0  | 0  | 0  | 0  | 0  | 0  | 0   | 0   | 0  | 0   | 0  | 2  | 1  | 0 | .324 |
| Apr 18 | COLORADO STATE-1       | *ss    | 2   | 1  | 1  | 0   | 0  | 0  | 0  | 0  | 0  | 0  | 0   | 0   | 0  | 0   | 0  | 1  | 1  | 1 | .327 |
| Apr 18 | COLORADO STATE-2       | *ss    | 3   | 1  | 2  | 1   | 0  | 0  | 0  | 0  | 0  | 0  | 0   | 0   | 0  | 0   | 0  | 0  | 1  | 1 | .336 |
| Apr 25 | at Texas A&M           | *ss    | 4   | 1  | 0  | 0   | 0  | 0  | 0  | 0  | 0  | 0  | 0   | 0   | 0  | 0   | 0  | 0  | 2  | 3 | .324 |
| Apr 26 | at Texas A&M           | *ss    | 4   | 0  | 1  | 0   | 0  | 0  | 0  | 0  | 0  | 0  | 0   | 0   | 0  | 0   | 0  | 1  | 1  | 2 | .322 |
| Apr 27 | at Texas A&M           | *ss    | 3   | 0  | 0  | 0   | 0  | 0  | 0  | 0  | 0  | 0  | 0   | 0   | 0  | 0   | 0  | 1  | 2  | 3 | .314 |
| May 01 | LSU                    | *ss    | 3   | 1  | 0  | 0   | 0  | 0  | 0  | 0  | 0  | 0  | 1   | 0   | 0  | 0   | 0  | 0  | 0  | 1 | .306 |
| May 03 | LSU                    | *ss    | 4   | 0  | 1  | 0   | 1  | 0  | 0  | 0  | 0  | 0  | 0   | 0   | 0  | 0   | 0  | 2  | 1  | 0 | .307 |
| May 07 | at Georgia             | *ss    | 3   | 0  | 0  | 0   | 0  | 0  | 0  | 0  | 0  | 0  | 0   | 0   | 0  | 0   | 0  | 1  | 2  | 3 | .300 |
| May 08 | vs Tennessee           | *ss    | 3   | 0  | 0  | 0   | 0  | 0  | 0  | 0  | 0  | 0  | 0   | 0   | 0  | 0   | 0  | 2  | 0  | 0 | .293 |
| Totals |                        | 49qs   | 133 | 24 | 39 | 34  | 10 | 2  | 5  | 12 | 1  | 0  | 7   | 5   | 3  | 1   | 18 | 63 | 62 | 5 | .293 |



# CARLEE RATCLIFF

UTL • R/R • 5-5 • Senior  
New Boston, Texas • Texas (New Boston HS)

28

### CAREER STATS

| Year  | Avg. | GP-GS | AB | R | H | 2B | 3B | HR | RBI | TB | SLG% | BB | HBP | SO | GDP | OBP  | SF | SH | SB-ATT | PO | A | E | FLD%  |
|-------|------|-------|----|---|---|----|----|----|-----|----|------|----|-----|----|-----|------|----|----|--------|----|---|---|-------|
| 2021  | .222 | 16-0  | 9  | 5 | 2 | 0  | 0  | 0  | 0   | 2  | .222 | 0  | 0   | 1  | 0   | .222 | 0  | 0  | 0-1    | 1  | 0 | 0 | 1.000 |
| 2022  | .000 | 0-0   | -  | - | - | -  | -  | -  | -   | -  | .000 | -  | -   | -  | -   | .000 | -  | -  | -      | -  | - | - | .000  |
| 2024  | .200 | 11-1  | 10 | 3 | 2 | 1  | 0  | 1  | 2   | 6  | .600 | 0  | 3   | 3  | 0   | .385 | 0  | 0  | 0-0    | 0  | 0 | 0 | .000  |
| 2025  | .235 | 18-2  | 17 | 1 | 4 | 1  | 0  | 0  | 2   | 5  | .294 | 4  | 2   | 4  | 0   | .435 | 0  | 0  | 0-0    | 2  | 0 | 0 | 1.000 |
| TOTAL | .222 | 45-4  | 34 | 9 | 8 | 2  | 0  | 1  | 4   | 13 | .361 | 4  | 5   | 8  | 0   | .378 | 0  | 0  | 0-0    | 3  | 0 | 0 | 1.000 |

### SEASON HIGHS

| Category  | No. | Opponent (Last) | Date    |
|-----------|-----|-----------------|---------|
| Hits      | 1   | 8x (UNF)        | 4/7/25  |
| Doubles   | 1   | Lipscomb        | 2/7/25  |
| Triples   | -   | -               | -       |
| Home Runs | -   | -               | -       |
| RBI       | 1   | 2x (CSF)        | 2/20/25 |
| Runs      | 1   | Lipscomb        | 2/7/25  |
| Walks     | 1   | 2x (Kentucky)   | 3/28/25 |
| ABs       | 3   | North Florida   | 4/7/25  |

### CAREER HIGHS

| Category  | No. | Opponent (Last) | Date    |
|-----------|-----|-----------------|---------|
| Hits      | 1   | 8x (UNF)        | 4/7/25  |
| Doubles   | 1   | Lipscomb        | 2/7/25  |
| Triples   | -   | -               | -       |
| Home Runs | -   | -               | -       |
| RBI       | 1   | 2x (CSF)        | 2/20/25 |
| Runs      | 1   | Lipscomb        | 2/7/25  |
| Walks     | 1   | 2x (Kentucky)   | 3/28/25 |

### PLAYER PROFILE


- » Began her collegiate career at Texas in 2021 before transferring to Arkansas as a student in 2023 and walking on the softball team in 2024.
- » Saw action in 11 games while making one start during her first year on The Hill in 2024.
- » Recorded first career home run, courtesy of a two-run shot during the fourth inning of a 10-0 win over UT Arlington on Feb. 25, 2024.
- » Starred in softball, basketball and volleyball at New Boston High School. Batted .525 with 15 doubles, five triples, 12 HR and 53 RBI as a junior in 2020. Earned all-district nods in 2018 and 2019 in both volleyball and basketball.
- » Was roommates and teammates with current Razorback Courtney Day while at Texas.
- » One of three transfers in program history that started their careers at Texas, joining Taylor Ellsworth (2022) and Courtney Day (2025).
- » Played travel ball for the Texas Bombers-NTX.
- » Is a senior but has an additional year of eligibility after sitting out during the 2023 season.

### CAREER HONORS

- » No. 141 Extra Innings Softball Extra Elite Player Rankings (2020)
- » Bowie County Citizens Tribune Female Athlete of the Year (2019)

### GAME-BY-GAME

| Date   | Opponent               | Pos   | AB | R | H | RBI | 2B | 3B | HR | BB | SB | CS | HBP | SAC | SF | GDP | K | PO | A | E | AVG  |
|--------|------------------------|-------|----|---|---|-----|----|----|----|----|----|----|-----|-----|----|-----|---|----|---|---|------|
| Feb 06 | at Texas State         | ph    | 1  | 0 | 0 | 0   | 0  | 0  | 0  | 0  | 0  | 0  | 0   | 0   | 0  | 0   | 0 | 0  | 0 | 0 | .000 |
| Feb 07 | vs Lipscomb            | ph/lb | 1  | 1 | 1 | 1   | 1  | 0  | 0  | 0  | 0  | 0  | 0   | 0   | 0  | 0   | 0 | 2  | 0 | 0 | .500 |
| Feb 14 | vs Louisiana Monroe    | ph    | 1  | 0 | 0 | 0   | 0  | 0  | 0  | 0  | 0  | 0  | 0   | 0   | 0  | 0   | 1 | 0  | 0 | 0 | .333 |
| Feb 16 | vs Southern Miss       | ph    | 1  | 0 | 0 | 0   | 0  | 0  | 0  | 0  | 0  | 0  | 0   | 0   | 0  | 0   | 1 | 0  | 0 | 0 | .250 |
| Feb 20 | vs Cal State Fullerton | ph    | 0  | 0 | 0 | 1   | 0  | 0  | 0  | 0  | 0  | 0  | 1   | 0   | 0  | 0   | 0 | 0  | 0 | 0 | .250 |
| Feb 28 | IOWA                   | ph    | 1  | 0 | 0 | 0   | 0  | 0  | 0  | 0  | 0  | 0  | 0   | 0   | 0  | 0   | 0 | 0  | 0 | 0 | .200 |
| Mar 01 | IOWA                   | ph    | 0  | 0 | 0 | 0   | 0  | 0  | 0  | 1  | 0  | 0  | 0   | 0   | 0  | 0   | 0 | 0  | 0 | 0 | .200 |
| Mar 28 | KENTUCKY               | ph    | 0  | 0 | 0 | 0   | 0  | 0  | 0  | 1  | 0  | 0  | 0   | 0   | 0  | 0   | 0 | 0  | 0 | 0 | .200 |
| Mar 29 | KENTUCKY               | ph    | 1  | 0 | 1 | 0   | 0  | 0  | 0  | 0  | 0  | 0  | 0   | 0   | 0  | 0   | 0 | 0  | 0 | 0 | .333 |
| Mar 30 | KENTUCKY               | ph    | 1  | 0 | 0 | 0   | 0  | 0  | 0  | 0  | 0  | 0  | 0   | 0   | 0  | 0   | 0 | 0  | 0 | 0 | .286 |
| Apr 04 | at Florida             | ph    | 1  | 0 | 0 | 0   | 0  | 0  | 0  | 0  | 0  | 0  | 0   | 0   | 0  | 0   | 0 | 0  | 0 | 0 | .250 |
| Apr 06 | at Florida             | ph    | 1  | 0 | 0 | 0   | 0  | 0  | 0  | 0  | 0  | 0  | 0   | 0   | 0  | 0   | 0 | 0  | 0 | 0 | .182 |
| Apr 07 | at North Florida       | *dh   | 3  | 0 | 1 | 0   | 0  | 0  | 0  | 0  | 0  | 0  | 0   | 0   | 0  | 0   | 0 | 0  | 0 | 0 | .214 |
| Apr 12 | SOUTH CAROLINA         | ph    | 1  | 0 | 1 | 0   | 0  | 0  | 0  | 0  | 0  | 0  | 0   | 0   | 0  | 0   | 0 | 0  | 0 | 0 | .267 |
| Apr 18 | COLORADO STATE-1       | ph    | 0  | 0 | 0 | 0   | 0  | 0  | 0  | 1  | 0  | 0  | 0   | 0   | 0  | 0   | 0 | 0  | 0 | 0 | .267 |
| Apr 26 | at Texas A&M           | ph    | 1  | 0 | 0 | 0   | 0  | 0  | 0  | 0  | 0  | 0  | 0   | 0   | 0  | 0   | 0 | 0  | 0 | 0 | .250 |
| May 02 | LSU                    | ph    | 1  | 0 | 0 | 0   | 0  | 0  | 0  | 0  | 0  | 0  | 0   | 0   | 0  | 0   | 1 | 0  | 0 | 0 | .235 |
| Totals |                        | 2gs   | 17 | 1 | 4 | 2   | 1  | 0  | 0  | 4  | 0  | 0  | 2   | 0   | 0  | 0   | 4 | 2  | 0 | 0 | .235 |



# JAYDEN RAMOS

UTL • R/R • 5-10 • Freshman  
Fresno, Calif. • Central HS

34

## CAREER STATS

| Year  | Avg. | GP-GS | AB | R | H | 2B | 3B | HR | RBI | TB | SLG% | BB | HBP | SO | GDP | OBP  | SF | SH | SB-ATT | PO | A | E | FLD% |
|-------|------|-------|----|---|---|----|----|----|-----|----|------|----|-----|----|-----|------|----|----|--------|----|---|---|------|
| 2025  | .375 | 15-1  | 16 | 2 | 6 | 1  | 0  | 1  | 8   | 10 | .625 | 1  | 1   | 1  | 1   | .421 | 1  | 0  | 0-0    | 0  | 0 | 0 | .000 |
| TOTAL | .375 | 15-1  | 16 | 2 | 6 | 1  | 0  | 1  | 8   | 10 | .625 | 1  | 1   | 1  | 1   | .421 | 1  | 0  | 0-0    | 0  | 0 | 0 | .000 |

## SEASON HIGHS

| Category  | No. | Opponent (Last) | Date   |
|-----------|-----|-----------------|--------|
| Hits      | 1   | 5x (UNF)        | 4/7/25 |
| Doubles   | 1   | North Florida   | 4/7/25 |
| Triples   | -   | -               | -      |
| Home Runs | 1   | Illinois        | 3/1/25 |
| RBI's     | 3   | Illinois        | 3/1/25 |
| Runs      | 1   | 2x (Illinois)   | 3/1/25 |
| Walks     | -   | -               | -      |
| ABs       | 3   | Florida         | 4/6/25 |

## CAREER HIGHS

| Category  | No. | Opponent (Last) | Date   |
|-----------|-----|-----------------|--------|
| Hits      | 1   | 5x (UNF)        | 4/7/25 |
| Doubles   | 1   | North Florida   | 4/7/25 |
| Triples   | -   | -               | -      |
| Home Runs | 1   | Illinois        | 3/1/25 |
| RBI's     | 3   | Illinois        | 3/1/25 |
| Runs      | 1   | 2x (Illinois)   | 3/1/25 |
| Walks     | -   | -               | -      |
| ABs       | 3   | Florida         | 4/6/25 |

## PLAYER PROFILE

- » Prepped at Central High School in Fresno, Calif. atted .409 during her high school career with 135 hits, 54 runs scored, 41 doubles, two triples and 22 home runs.
- » Named Fresno Bee Player of the Year after posting a .469 batting average, 38 RBI, nine doubles and seven home runs as a senior
- » Hit .447 with 34 hits, 19 RBI and six home runs en route to being named all-league and league offensive player of the year during her junior season.
- » Batted .370 with eight doubles, a triple and five home runs as a sophomore while driving in a career-best 33 runs.
- » Posted a .358 batting average with 29 hits, 25 RBI, 13 doubles and four home runs as a freshman.
- » Also pitched during her high school career, registering a 3.41 ERA in 37.0 innings pitched with three complete games and 42 strikeouts.
- » Majoring in Exercise Science

## CAREER HONORS

» Fresno Bee Player of the Year (2024)

## GAME-BY-GAME

| Date   | Opponent               | Pos   | AB | R | H | RBI | 2B | 3B | HR | BB | SB | CS | HBP | SAC | SF | GDP | K | PO | A | E | AVG  |
|--------|------------------------|-------|----|---|---|-----|----|----|----|----|----|----|-----|-----|----|-----|---|----|---|---|------|
| Feb 07 | vs Lipscomb            | ph/dh | 2  | 1 | 1 | 1   | 0  | 0  | 0  | 0  | 0  | 0  | 1   | 0   | 0  | 0   | 0 | 0  | 0 | 0 | .500 |
| Feb 16 | vs Southern Miss       | ph    | 1  | 0 | 1 | 1   | 0  | 0  | 0  | 0  | 0  | 0  | 0   | 0   | 0  | 0   | 0 | 0  | 0 | 0 | .500 |
| Feb 16 | vs Louisiana Monroe    | ph    | 1  | 0 | 1 | 0   | 0  | 0  | 0  | 0  | 0  | 0  | 0   | 0   | 0  | 0   | 0 | 0  | 0 | 0 | .600 |
| Feb 20 | vs Rutgers             | ph    | 1  | 0 | 1 | 0   | 0  | 0  | 0  | 0  | 0  | 0  | 0   | 0   | 0  | 0   | 0 | 0  | 0 | 0 | .667 |
| Feb 20 | vs Cal State Fullerton | ph    | 1  | 0 | 0 | 0   | 0  | 0  | 0  | 0  | 0  | 0  | 0   | 0   | 0  | 0   | 0 | 0  | 0 | 0 | .571 |
| Feb 21 | vs Loyola Marymount    | ph    | 1  | 0 | 0 | 0   | 0  | 0  | 0  | 0  | 0  | 0  | 0   | 0   | 0  | 0   | 0 | 0  | 0 | 0 | .500 |
| Feb 22 | vs Baylor              | ph    | 1  | 0 | 0 | 0   | 0  | 0  | 0  | 0  | 0  | 0  | 0   | 0   | 0  | 0   | 1 | 0  | 0 | 0 | .444 |
| Mar 01 | IOWA                   | ph    | 0  | 0 | 0 | 0   | 0  | 0  | 0  | 1  | 0  | 0  | 0   | 0   | 0  | 0   | 0 | 0  | 0 | 0 | .444 |
| Mar 01 | ILLINOIS               | ph    | 1  | 1 | 1 | 3   | 0  | 0  | 1  | 0  | 0  | 0  | 0   | 0   | 0  | 0   | 0 | 0  | 0 | 0 | .500 |
| Mar 02 | MISSOURI STATE         | ph    | 1  | 0 | 0 | 0   | 0  | 0  | 0  | 0  | 0  | 0  | 0   | 0   | 0  | 0   | 0 | 0  | 0 | 0 | .455 |
| Mar 08 | at Ole Miss            | ph    | 1  | 0 | 0 | 0   | 0  | 0  | 0  | 0  | 0  | 0  | 0   | 0   | 0  | 0   | 1 | 0  | 0 | 0 | .417 |
| Apr 06 | at Florida             | *dh   | 3  | 0 | 0 | 0   | 0  | 0  | 0  | 0  | 0  | 0  | 0   | 0   | 0  | 0   | 0 | 0  | 0 | 0 | .333 |
| Apr 07 | at North Florida       | ph    | 1  | 0 | 1 | 2   | 1  | 0  | 0  | 0  | 0  | 0  | 0   | 0   | 0  | 0   | 0 | 0  | 0 | 0 | .375 |
| Apr 18 | COLORADO STATE-I       | ph    | 0  | 0 | 0 | 1   | 0  | 0  | 0  | 0  | 0  | 0  | 0   | 0   | 1  | 0   | 0 | 0  | 0 | 0 | .375 |
| Totals |                        | 1gs   | 16 | 2 | 6 | 8   | 1  | 0  | 1  | 1  | 0  | 0  | 1   | 0   | 1  | 1   | 1 | 0  | 0 | 0 | .375 |



# JAYDEN WELLS

UTL • R/R • 5-6 • Sophomore  
Paris, Ark. • Paris HS

# 45

## CAREER STATS

| Year  | Avg. | GP-GS | AB | R | H | 2B | 3B | HR | RBI | TB | SLG% | BB | HBP | SO | GDP | OBP  | SF | SH | SB-ATT | PO | A | E | FLD%  |
|-------|------|-------|----|---|---|----|----|----|-----|----|------|----|-----|----|-----|------|----|----|--------|----|---|---|-------|
| 2024  | .000 | 2-0   | 1  | 1 | 0 | 0  | 0  | 0  | 0   | 0  | .000 | 0  | 0   | 0  | 0   | .000 | 0  | 0  | 1-1    | 0  | 0 | 0 | .000  |
| 2025  | .000 | 8-0   | 1  | 5 | 0 | 0  | 0  | 0  | 0   | 0  | .000 | 0  | 0   | 0  | 0   | .000 | 0  | 0  | 0-0    | 0  | 0 | 0 | 0.000 |
| TOTAL | .000 | 9-0   | 2  | 6 | 0 | 0  | 0  | 0  | 0   | 0  | .000 | 0  | 0   | 0  | 0   | .000 | 0  | 0  | 1-1    | 2  | 0 | 0 | 1.000 |

## SEASON HIGHS (HITTING)

| Category  | No. | Opponent (Last) | Date    |
|-----------|-----|-----------------|---------|
| Hits      | -   | -               | -       |
| Doubles   | -   | -               | -       |
| Triples   | -   | -               | -       |
| Home Runs | -   | -               | -       |
| RBI       | -   | -               | -       |
| Runs      | 1   | 3x (Illinois)   | 2/28/25 |
| Walks     | -   | -               | -       |
| ABs       | 1   | Southern Miss   | 2/15/25 |

## CAREER HIGHS (HITTING)

| Category  | No. | Opponent (Last)    | Date    |
|-----------|-----|--------------------|---------|
| Hits      | -   | -                  | -       |
| Doubles   | -   | -                  | -       |
| Triples   | -   | -                  | -       |
| Home Runs | -   | -                  | -       |
| RBI       | -   | -                  | -       |
| Runs      | 1   | 4x (Illinois)      | 2/28/25 |
| Walks     | -   | -                  | -       |
| ABs       | 1   | 2x (Southern Miss) | 2/15/25 |

## PLAYER PROFILE

- » Appeared in two games during her freshman campaign, scoring a run and stealing a base as a pinch-runner in a 9-0 win over UT Arlington (Feb. 23). She recorded first collegiate at-bat in an 8-0 win at Texas A&M-Corpus Christi (March 18)
- » Checked in at No. 27 in the Extra Inning Softball 2023 Extra Elite 100.
- » Prepped at Paris High School in Paris, Ark., where she helped lead the Eagles to a state semifinal in 2021.
- » Hit an astronomical .475 as a junior in high school, registering a .597 on-base percentage, .983 slugging percentage and 1.580 OPS while garnering honorable mention all-state honors
- » Named District Offensive MVP and was a Gold Glove honoree as a sophomore at Paris in 2021.
- » Majoring in Recreation and Sport Management

## CAREER HONORS

- » No. 27 Extra Innings Softball Extra Elite 100 Player Rankings (2023)
- » Honorable Mention All-State (2022)
- » District Offensive MVP (2021)

## GAME-BY-GAME

| Date   | Opponent         | Pos | AB | R | H | RBI | 2B | 3B | HR | BB | SB | CS | HBP | SAC | SF | GDP | K | PO | A | E | AVG   |
|--------|------------------|-----|----|---|---|-----|----|----|----|----|----|----|-----|-----|----|-----|---|----|---|---|-------|
| Feb 15 | vs Southern Miss | ph  | 1  | 0 | 0 | 0   | 0  | 0  | 0  | 0  | 0  | 0  | 0   | 0   | 0  | 0   | 0 | 0  | 0 | 0 | .000  |
| Totals |                  | Ogs | 1  | 1 | 0 | 0   | 0  | 0  | 0  | 0  | 0  | 0  | 0   | 0   | 0  | 0   | 0 | 0  | 0 | 0 | 0.000 |





# KAILEY WYCKOFF • Why-KOFF

UTL • L/L • 5-7 • Junior  
Katy, Texas • Texas Tech (Katy HS)

# 46

## CAREER STATS

| Year  | Avg. | GP-GS   | AB  | R   | H   | 2B | 3B | HR | RBI | TB  | SLG% | BB | HBP | SO | GDP | OBP  | SF | SH | SB-ATT | PO  | A  | E | FLD% |
|-------|------|---------|-----|-----|-----|----|----|----|-----|-----|------|----|-----|----|-----|------|----|----|--------|-----|----|---|------|
| 2023  | .393 | 52-46   | 150 | 40  | 59  | 15 | 5  | 9  | 31  | 111 | .740 | 12 | 4   | 16 | 0   | .452 | 0  | 1  | 1-2    | 169 | 11 | 1 | .994 |
| 2024  | .407 | 50-49   | 145 | 37  | 59  | 12 | 2  | 7  | 35  | 96  | .662 | 18 | 4   | 12 | 0   | .482 | 1  | 1  | 3-3    | 126 | 2  | 3 | .977 |
| 2025  | .327 | 51-51   | 159 | 43  | 52  | 14 | 0  | 5  | 41  | 81  | .509 | 23 | 4   | 26 | 0   | .414 | 5  | 0  | 1-1    | 90  | 7  | 2 | .980 |
| TOTAL | .374 | 153-146 | 454 | 120 | 170 | 41 | 7  | 21 | 107 | 288 | .634 | 53 | 12  | 54 | 0   | .448 | 6  | 2  | 5-6    | 385 | 20 | 6 | .985 |

## SEASON HIGHS

| Category  | No. | Opponent (Last) | Date    |
|-----------|-----|-----------------|---------|
| Hits      | 3   | 2x (UCA)        | 4/15/25 |
| Doubles   | 2   | ULM             | 2/16/25 |
| Triples   | -   | -               | -       |
| Home Runs | 1   | 5x (LSU)        | 5/1/25  |
| RBI's     | 2   | 5x (Iowa)       | 2/28/25 |
| Runs      | 3   | 4x (UCA)        | 3/18/25 |
| Walks     | 3   | Missouri State  | 3/2/25  |
| ABs       | 5   | 4x (Florida)    | 4/5/25  |

## CAREER HIGHS

| Category  | No. | Opponent (Last) | Date    |
|-----------|-----|-----------------|---------|
| Hits      | 3   | 12x (UCA)       | 4/15/25 |
| Doubles   | 2   | North Dakota    | 3/4/23  |
| Triples   | 1   | 6x (Kansas)     | 4/14/24 |
| Home Runs | 2   | 2x (Iowa State) | 5/8/24  |
| RBI's     | 4   | 2x (Iowa State) | 5/8/24  |
| Runs      | 3   | 5x (UCA)        | 3/18/25 |
| Walks     | 3   | Missouri State  | 3/2/25  |
| ABs       | 5   | 4x (Florida)    | 4/5/25  |

## PLAYER PROFILE

- » Transferred to Arkansas this offseason after spending the 2023-24 seasons at Texas Tech.
- » Has started 9+ games at five separate positions during her collegiate career (C, LF, RF, DP, 1B)
- » Enters the 2025 season with a career batting average of .400 ranks fourth among all players with multiple seasons of collegiate playing experience at the Power 4 level and 15th nationally among all Division I players.
- » Was named a Second-Team Preseason All-American at the utility position by D1 Softball.
- » Attended Katy High School, where she was part of a 6A Texas State Championship team in 2019 and was teammates with Cam Harrison and Ashtyn Reichardt her final two seasons. Played under former Kansas (1988-1995) and Alabama coach (1996-1998) Kalum Haack at Katy.
- » Also participated in volleyball in high school and FFA (Future Farmers of America), earning Reserve Grand Champion Chickens. Helped lead Katy to a 6A regional final appearance in volleyball in 2020 and 2021.
- » Has a dog named Beau Beau
- » Wears No. 46 in honor of her grandmother's birthyear (1946)

## CAREER HONORS

- » D1 Softball Second-Team Preseason All-America (2025)
- » D1 Softball Top 100 Players (2025)
- » Softball America Top 100 Players (2025)
- » Academic All-Big 12 First Team (2024)
- » All-Big 12 First Team (2024)
- » Big 12 Freshman of the Year (2023)
- » All-Big 12 Second Team (2023)
- » NFCA Third Team All-Region (2023)
- » D1 Softball Freshman All-American (2023)
- » NFCA/TUCCI Freshman of the Year Top-25 Finalist (2023)
- » District 19-6A Most Valuable Player (2021)

## GAME-BY-GAME

| Date   | Opponent               | Pos    | AB   | R   | H  | RBI | 2B | 3B | HR | BB | SB | CS | HBP | SAC | SF | GDP | K | PO | A  | E | AVG  |      |
|--------|------------------------|--------|------|-----|----|-----|----|----|----|----|----|----|-----|-----|----|-----|---|----|----|---|------|------|
| Feb 06 | at Texas State         | *of    | 3    | 1   | 1  | 1   | 0  | 0  | 1  | 0  | 0  | 0  | 0   | 0   | 0  | 0   | 0 | 0  | 0  | 0 | .333 |      |
| Feb 07 | vs Lipscomb            | *c     | 3    | 2   | 2  | 0   | 1  | 0  | 0  | 1  | 0  | 0  | 0   | 0   | 0  | 0   | 0 | 5  | 0  | 0 | .500 |      |
| Feb 07 | vs Bradley             | *of    | 2    | 1   | 0  | 0   | 0  | 0  | 0  | 0  | 1  | 0  | 0   | 1   | 0  | 0   | 0 | 0  | 0  | 0 | .375 |      |
| Feb 08 | vs Bradley             | *of    | 3    | 2   | 1  | 0   | 1  | 0  | 0  | 1  | 0  | 0  | 0   | 0   | 0  | 0   | 1 | 0  | 0  | 0 | .364 |      |
| Feb 08 | vs San Diego           | *c     | 3    | 0   | 1  | 1   | 0  | 0  | 0  | 1  | 0  | 0  | 0   | 0   | 0  | 0   | 0 | 11 | 0  | 0 | .357 |      |
| Feb 14 | vs Louisiana Monroe    | *of/c  | 4    | 1   | 2  | 1   | 0  | 0  | 0  | 0  | 0  | 0  | 0   | 0   | 0  | 0   | 0 | 2  | 1  | 0 | .389 |      |
| Feb 14 | at Louisiana Tech      | *of    | 3    | 1   | 1  | 0   | 0  | 0  | 0  | 1  | 0  | 0  | 0   | 0   | 0  | 0   | 1 | 2  | 0  | 0 | .381 |      |
| Feb 15 | vs Southern Miss       | *c     | 5    | 1   | 2  | 0   | 1  | 0  | 0  | 0  | 1  | 0  | 0   | 0   | 0  | 0   | 0 | 4  | 0  | 0 | .385 |      |
| Feb 16 | vs Southern Miss       | *c     | 1    | 1   | 0  | 2   | 0  | 0  | 0  | 1  | 0  | 0  | 0   | 1   | 0  | 0   | 0 | 11 | 0  | 0 | .370 |      |
| Feb 16 | vs Louisiana Monroe    | *c     | 4    | 2   | 3  | 2   | 2  | 0  | 0  | 0  | 0  | 0  | 0   | 0   | 0  | 0   | 1 | 8  | 2  | 0 | .419 |      |
| Feb 20 | vs Rutgers             | *c     | 3    | 1   | 1  | 2   | 0  | 0  | 1  | 0  | 0  | 0  | 0   | 0   | 1  | 0   | 0 | 4  | 1  | 0 | .412 |      |
| Feb 20 | vs Cal State Fullerton | *of/pr | 1    | 0   | 0  | 1   | 0  | 0  | 0  | 1  | 0  | 0  | 0   | 0   | 1  | 0   | 0 | 0  | 0  | 0 | .400 |      |
| Feb 21 | vs Loyola Marymount    | *c     | 3    | 0   | 0  | 0   | 0  | 0  | 0  | 0  | 0  | 0  | 1   | 0   | 0  | 0   | 0 | 6  | 1  | 0 | .368 |      |
| Feb 22 | vs Baylor              | *of/dp | 3    | 2   | 2  | 1   | 0  | 0  | 0  | 0  | 0  | 0  | 0   | 0   | 0  | 0   | 0 | 0  | 0  | 0 | .390 |      |
| Feb 22 | vs UCLA                | *of/dh | 3    | 0   | 0  | 0   | 0  | 0  | 0  | 0  | 0  | 0  | 0   | 0   | 0  | 0   | 2 | 2  | 0  | 0 | .364 |      |
| Feb 28 | IOWA                   | *of/dh | 2    | 3   | 2  | 2   | 0  | 0  | 1  | 2  | 0  | 0  | 0   | 0   | 0  | 0   | 0 | 1  | 0  | 0 | .391 |      |
| Feb 28 | ILLINOIS               | *c/dh  | 4    | 1   | 1  | 1   | 0  | 0  | 0  | 0  | 0  | 0  | 0   | 0   | 0  | 0   | 0 | 7  | 1  | 0 | .380 |      |
| Mar 01 | IOWA                   | *dh    | 2    | 1   | 1  | 1   | 0  | 0  | 0  | 0  | 0  | 0  | 0   | 0   | 0  | 0   | 0 | 0  | 0  | 0 | .385 |      |
| Mar 01 | ILLINOIS               | *dh    | 3    | 0   | 0  | 0   | 0  | 0  | 0  | 1  | 0  | 0  | 0   | 0   | 0  | 0   | 0 | 0  | 0  | 0 | .364 |      |
| Mar 02 | MISSOURI STATE         | *of    | 1    | 2   | 1  | 2   | 0  | 0  | 0  | 3  | 0  | 0  | 0   | 0   | 0  | 0   | 0 | 0  | 0  | 0 | .375 |      |
| Mar 07 | at Ole Miss            | *of    | 3    | 0   | 0  | 0   | 0  | 0  | 0  | 0  | 0  | 0  | 1   | 0   | 0  | 0   | 1 | 0  | 0  | 0 | .356 |      |
| Mar 08 | at Ole Miss            | *c     | 4    | 1   | 1  | 0   | 1  | 0  | 0  | 0  | 0  | 0  | 0   | 0   | 0  | 0   | 0 | 1  | 4  | 0 | .349 |      |
| Mar 09 | at Ole Miss            | *of    | 3    | 3   | 1  | 0   | 0  | 0  | 0  | 2  | 0  | 0  | 0   | 0   | 0  | 0   | 0 | 2  | 1  | 0 | .348 |      |
| Mar 15 | OKLAHOMA-1             | *of    | 3    | 0   | 1  | 0   | 0  | 0  | 0  | 0  | 0  | 0  | 0   | 0   | 0  | 0   | 0 | 0  | 0  | 0 | .348 |      |
| Mar 15 | OKLAHOMA-2             | *of    | 4    | 1   | 1  | 0   | 1  | 0  | 0  | 0  | 0  | 0  | 0   | 0   | 0  | 0   | 2 | 0  | 0  | 0 | .342 |      |
| Mar 16 | OKLAHOMA               | *of    | 3    | 3   | 2  | 0   | 1  | 0  | 0  | 1  | 0  | 0  | 0   | 0   | 0  | 0   | 0 | 0  | 0  | 0 | .355 |      |
| Mar 18 | UCA                    | *of    | 4    | 3   | 2  | 1   | 0  | 0  | 1  | 0  | 0  | 0  | 0   | 0   | 0  | 0   | 0 | 0  | 0  | 1 | .363 |      |
| Mar 22 | at Tennessee           | *of    | 5    | 0   | 1  | 1   | 0  | 0  | 0  | 0  | 0  | 0  | 0   | 0   | 0  | 0   | 0 | 3  | 1  | 0 | .353 |      |
| Mar 23 | at Tennessee           | *of/dh | 5    | 0   | 1  | 3   | 1  | 0  | 0  | 0  | 0  | 0  | 0   | 0   | 0  | 0   | 0 | 1  | 1  | 0 | .344 |      |
| Mar 24 | at Tennessee           | *of    | 3    | 1   | 1  | 0   | 0  | 0  | 0  | 0  | 0  | 0  | 0   | 0   | 0  | 0   | 0 | 1  | 1  | 0 | .344 |      |
| Mar 28 | KENTUCKY               | *of    | 3    | 1   | 2  | 2   | 1  | 0  | 0  | 0  | 0  | 0  | 0   | 0   | 0  | 0   | 0 | 0  | 1  | 0 | .354 |      |
| Mar 29 | KENTUCKY               | *of    | 3    | 1   | 1  | 1   | 0  | 0  | 0  | 0  | 0  | 0  | 0   | 0   | 0  | 0   | 0 | 1  | 0  | 0 | .354 |      |
| Mar 30 | KENTUCKY               | *of/c  | 3    | 0   | 0  | 0   | 0  | 0  | 0  | 0  | 0  | 0  | 0   | 0   | 0  | 0   | 0 | 1  | 1  | 0 | .343 |      |
| Apr 04 | at Florida             | *of    | 3    | 0   | 1  | 1   | 0  | 0  | 0  | 1  | 0  | 0  | 0   | 0   | 0  | 0   | 0 | 0  | 2  | 0 | .343 |      |
| Apr 05 | at Florida             | *of/dh | 5    | 0   | 0  | 0   | 0  | 0  | 0  | 1  | 0  | 0  | 0   | 0   | 0  | 0   | 0 | 0  | 0  | 0 | .327 |      |
| Apr 06 | at Florida             | *c     | 2    | 1   | 1  | 3   | 1  | 0  | 0  | 1  | 0  | 0  | 0   | 0   | 1  | 0   | 0 | 4  | 1  | 0 | .330 |      |
| Apr 07 | at North Florida       | *of/dh | 3    | 1   | 1  | 1   | 0  | 0  | 0  | 0  | 0  | 0  | 0   | 0   | 1  | 0   | 0 | 0  | 0  | 0 | .330 |      |
| Apr 11 | SOUTH CAROLINA         | *of    | 3    | 0   | 1  | 1   | 1  | 0  | 0  | 1  | 0  | 0  | 0   | 0   | 0  | 0   | 0 | 1  | 0  | 0 | .331 |      |
| Apr 12 | SOUTH CAROLINA         | *of    | 4    | 0   | 1  | 1   | 1  | 0  | 0  | 0  | 0  | 0  | 0   | 0   | 0  | 0   | 0 | 1  | 1  | 0 | .328 |      |
| Apr 13 | SOUTH CAROLINA         | *of    | 3    | 0   | 0  | 0   | 0  | 0  | 0  | 0  | 0  | 0  | 0   | 0   | 0  | 0   | 0 | 1  | 0  | 0 | .320 |      |
| Apr 15 | at UCA                 | *of/dh | 4    | 1   | 3  | 1   | 0  | 0  | 0  | 0  | 0  | 0  | 0   | 0   | 0  | 0   | 0 | 0  | 0  | 0 | .333 |      |
| Apr 18 | COLORADO STATE-1       | *of    | 2    | 0   | 1  | 1   | 1  | 0  | 0  | 0  | 0  | 0  | 0   | 0   | 0  | 0   | 0 | 0  | 1  | 0 | .336 |      |
| Apr 18 | COLORADO STATE-2       | *of/lb | 2    | 2   | 2  | 2   | 0  | 0  | 0  | 1  | 0  | 0  | 0   | 0   | 0  | 0   | 0 | 0  | 1  | 0 | .346 |      |
| Apr 25 | at Texas A&M           | *of/dh | 4    | 0   | 0  | 0   | 0  | 0  | 0  | 0  | 0  | 0  | 0   | 0   | 0  | 0   | 0 | 0  | 0  | 0 | .336 |      |
| Apr 26 | at Texas A&M           | *of    | 4    | 0   | 2  | 2   | 0  | 0  | 0  | 0  | 0  | 0  | 0   | 0   | 0  | 0   | 0 | 0  | 0  | 0 | .340 |      |
| Apr 27 | at Texas A&M           | *of    | 2    | 0   | 0  | 0   | 0  | 0  | 0  | 0  | 0  | 0  | 1   | 0   | 0  | 0   | 0 | 0  | 0  | 0 | .336 |      |
| May 01 | LSU                    | *of/dh | 3    | 2   | 1  | 2   | 0  | 0  | 1  | 1  | 0  | 0  | 0   | 0   | 0  | 0   | 0 | 1  | 2  | 0 | .336 |      |
| May 02 | LSU                    | *of    | 3    | 0   | 2  | 0   | 0  | 0  | 0  | 1  | 0  | 0  | 0   | 0   | 0  | 0   | 0 | 0  | 0  | 0 | .342 |      |
| May 03 | LSU                    | *of/dh | 3    | 0   | 1  | 1   | 0  | 0  | 0  | 1  | 0  | 0  | 0   | 0   | 0  | 0   | 0 | 2  | 0  | 0 | .342 |      |
| May 07 | at Georgia             | *of/dh | 3    | 0   | 0  | 0   | 0  | 0  | 0  | 0  | 0  | 0  | 0   | 0   | 0  | 0   | 0 | 1  | 1  | 0 | .335 |      |
| May 08 | vs Tennessee           | *of    | 4    | 0   | 0  | 0   | 0  | 0  | 0  | 0  | 0  | 0  | 0   | 0   | 0  | 0   | 0 | 3  | 3  | 0 | .327 |      |
| Totals |                        |        | 51gs | 159 | 43 | 52  | 41 | 14 | 0  | 5  | 23 | 1  | 0   | 4   | 0  | 5   | 0 | 26 | 90 | 7 | 2    | .327 |



# BRI ELLIS

1B • R/R • 5-10 • Senior  
Houston, Texas • Auburn (Memorial HS)

77

## CAREER STATS

| Year  | Avg. | GP-GS   | AB  | R   | H   | 2B | 3B | HR | RBI | TB  | SLG%  | BB  | HBP | SO | GDP | OBP  | SF | SH | SB-ATT | PO    | A    | E | FLD% |
|-------|------|---------|-----|-----|-----|----|----|----|-----|-----|-------|-----|-----|----|-----|------|----|----|--------|-------|------|---|------|
| 2022  | .302 | 56-55   | 149 | 32  | 45  | 8  | 1  | 20 | 49  | 115 | .772  | 13  | 7   | 23 | 0   | .378 | 3  | 0  | 2-2    | 251   | 11   | 3 | .989 |
| 2023  | .275 | 62-62   | 153 | 27  | 42  | 8  | 0  | 14 | 47  | 92  | .601  | 32  | 7   | 37 | 0   | .415 | 3  | 0  | 2-2    | 264   | 12   | 3 | .986 |
| 2024  | .322 | 55-55   | 149 | 36  | 48  | 7  | 0  | 14 | 47  | 97  | .651  | 30  | 5   | 24 | 0   | .444 | 3  | 0  | 1-2    | 359   | 12   | 4 | .989 |
| 2025  | .492 | 51-51   | 118 | 61  | 58  | 9  | 0  | 26 | 72  | 145 | 1.229 | 58  | 10  | 13 | 0   | .663 | 4  | 0  | 3-3    | 285   | 9    | 4 | .987 |
| TOTAL | .339 | 224-223 | 569 | 156 | 193 | 32 | 1  | 74 | 215 | 449 | .789  | 133 | 28  | 95 | 0   | .477 | 13 | 0  | 6-7    | 1,159 | 4414 |   | .988 |

## SEASON HIGHS

| Category  | No. | Opponent (Last) | Date    |
|-----------|-----|-----------------|---------|
| Hits      | 3   | Oklahoma        | 3/16/25 |
| Doubles   | 1   | 8x (UCA)        | 4/16/25 |
| Triples   | -   | -               | -       |
| Home Runs | 2   | 2x (Texas A&M)  | 4/26/25 |
| RBI's     | 5   | 2x (Ole Miss)   | 3/9/25  |
| Runs      | 3   | 4x (Texas A&M)  | 4/26/25 |
| Walks     | 4   | 2x (LSU)        | 5/3/25  |
| ABs       | 5   | Tennessee       | 3/23/25 |

## CAREER HIGHS

| Category  | No. | Opponent (Last) | Date    |
|-----------|-----|-----------------|---------|
| Hits      | 3   | 5x (Oklahoma)   | 3/16/25 |
| Doubles   | 2   | Marshall        | 2/8/24  |
| Triples   | 1   | Alabama State   | 4/27/22 |
| Home Runs | 2   | 6x (Texas A&M)  | 4/26/25 |
| RBI's     | 5   | 2x (Ole Miss)   | 3/9/25  |
| Runs      | 3   | 4x (Texas A&M)  | 4/26/25 |
| Walks     | 4   | 3x (LSU)        | 5/3/25  |
| ABs       | 5   | Tennessee       | 3/23/25 |

## PLAYER PROFILE

- » Transferred to Arkansas after spending the 2022-23 seasons at Auburn.
- » Her 66 career home runs lead all active NCAA D1 players.
- » Led Arkansas in slugging percentage (.651), on-base percentage (.444), runs scored (36), home runs (14), RBI (47) and total bases (97) in 2024 while earning first-team SEC and NFCA All-Region honors and being named a Second-Team NFCA All-American in 2024. Also posted a career-best .322 batting average during her first season as a Razorback.
- » Became just the sixth Razorback since 2002 to record 10+ home runs, 30+ walks and 40+ RBI in a season in 2024 joining: Rylin Hedgecock (2023), Taylor Ellsworth (2022), Braxton Burnside (2021), Nicole Schroeder (2017) and Sandra Smith (2008).
- » Four-time SEC Player of the Week
- » Excels in the classroom earning SEC All-Academic honors in 2022, 2023 and 2024.
- » Father Ron played college football at Rice as an offensive lineman.

## CAREER HONORS

- » Second-Team NFCA All-American (2024)
- » First-Team All-SEC (2024)
- » SEC All-Defensive Team (2024)
- » Softball America Top-100 Player (2024)
- » NFCA First-Team All-South Region (2024)
- » Jane B. Moore Memorial All-Tournament Team (2023)
- » Louisville Slugger/NFCA Player of the Week (Feb. 28, 2023)
- » Extra Innings Softball All-Freshman Team (2022)
- » Top 10 Finalist, Schutt Sports/NFCA Division I National Freshman of the Year (2022)
- » SEC Freshman of the Year (2022)
- » All-SEC Second Team (2022)

## GAME-BY-GAME

| Date   | Opponent               | Pos | AB   | R   | H  | RBI | 2B | 3B | HR | BB | SB | CS | HBP | SAC | SF | GDP | K | PO | A   | E | AVG  |      |
|--------|------------------------|-----|------|-----|----|-----|----|----|----|----|----|----|-----|-----|----|-----|---|----|-----|---|------|------|
| Feb 06 | at Texas State         | *1b | 3    | 1   | 1  | 1   | 0  | 0  | 1  | 0  | 0  | 0  | 0   | 0   | 0  | 0   | 1 | 6  | 0   | 0 | .333 |      |
| Feb 07 | vs Lipscomb            | *1b | 2    | 3   | 2  | 4   | 0  | 0  | 1  | 1  | 0  | 0  | 1   | 0   | 0  | 0   | 0 | 5  | 0   | 0 | .600 |      |
| Feb 07 | vs Bradley             | *1b | 2    | 0   | 0  | 1   | 0  | 0  | 0  | 0  | 0  | 0  | 0   | 0   | 1  | 0   | 0 | 5  | 1   | 0 | .429 |      |
| Feb 08 | vs Bradley             | *1b | 3    | 1   | 2  | 2   | 0  | 0  | 1  | 1  | 0  | 0  | 0   | 0   | 0  | 0   | 0 | 11 | 0   | 0 | .500 |      |
| Feb 08 | vs San Diego           | *1b | 2    | 0   | 1  | 1   | 0  | 0  | 0  | 2  | 0  | 0  | 0   | 0   | 0  | 0   | 0 | 3  | 1   | 0 | .500 |      |
| Feb 14 | vs Louisiana Monroe    | *1b | 2    | 1   | 2  | 1   | 1  | 0  | 0  | 2  | 0  | 0  | 0   | 0   | 0  | 0   | 0 | 5  | 0   | 1 | .571 |      |
| Feb 14 | at Louisiana Tech      | *1b | 3    | 2   | 2  | 3   | 1  | 0  | 1  | 0  | 0  | 0  | 0   | 0   | 0  | 0   | 0 | 4  | 0   | 0 | .588 |      |
| Feb 15 | vs Southern Miss       | *1b | 3    | 2   | 2  | 5   | 0  | 0  | 2  | 1  | 0  | 0  | 0   | 0   | 0  | 0   | 0 | 11 | 0   | 0 | .600 |      |
| Feb 16 | vs Southern Miss       | *1b | 3    | 1   | 2  | 4   | 1  | 0  | 1  | 1  | 0  | 0  | 0   | 0   | 0  | 0   | 0 | 1  | 0   | 0 | .609 |      |
| Feb 16 | vs Louisiana Monroe    | *1b | 1    | 1   | 0  | 2   | 0  | 0  | 0  | 1  | 0  | 0  | 0   | 0   | 1  | 0   | 0 | 3  | 0   | 0 | .583 |      |
| Feb 20 | vs Rutgers             | *1b | 3    | 1   | 2  | 0   | 1  | 0  | 0  | 0  | 0  | 0  | 0   | 0   | 0  | 0   | 0 | 7  | 0   | 0 | .593 |      |
| Feb 20 | vs Cal State Fullerton | *1b | 3    | 0   | 1  | 0   | 0  | 0  | 0  | 0  | 0  | 0  | 0   | 0   | 0  | 0   | 0 | 6  | 0   | 0 | .567 |      |
| Feb 21 | vs Loyola Marymount    | *1b | 2    | 0   | 1  | 0   | 0  | 0  | 0  | 2  | 0  | 0  | 0   | 0   | 0  | 0   | 0 | 10 | 0   | 0 | .562 |      |
| Feb 22 | vs Baylor              | *1b | 2    | 1   | 1  | 3   | 0  | 0  | 1  | 1  | 0  | 0  | 0   | 0   | 0  | 0   | 0 | 6  | 0   | 0 | .559 |      |
| Feb 22 | vs UCLA                | *1b | 3    | 1   | 2  | 1   | 1  | 0  | 1  | 0  | 0  | 0  | 0   | 0   | 0  | 0   | 0 | 5  | 0   | 0 | .568 |      |
| Feb 28 | IOWA                   | *1b | 1    | 2   | 0  | 0   | 0  | 0  | 0  | 1  | 0  | 0  | 1   | 0   | 0  | 0   | 0 | 4  | 0   | 0 | .553 |      |
| Feb 28 | ILLINOIS               | *1b | 1    | 3   | 1  | 3   | 0  | 0  | 1  | 3  | 0  | 0  | 0   | 0   | 0  | 0   | 0 | 5  | 0   | 1 | .564 |      |
| Mar 01 | IOWA                   | *1b | 1    | 2   | 1  | 1   | 0  | 0  | 1  | 2  | 0  | 0  | 0   | 0   | 0  | 0   | 0 | 5  | 0   | 0 | .575 |      |
| Mar 01 | ILLINOIS               | *1b | 1    | 1   | 0  | 0   | 0  | 0  | 0  | 3  | 0  | 0  | 0   | 0   | 0  | 0   | 0 | 13 | 0   | 0 | .561 |      |
| Mar 02 | MISSOURI STATE         | *1b | 4    | 2   | 2  | 1   | 1  | 0  | 0  | 0  | 0  | 0  | 0   | 0   | 0  | 0   | 0 | 7  | 0   | 0 | .556 |      |
| Mar 07 | at Ole Miss            | *1b | 3    | 0   | 0  | 0   | 0  | 0  | 0  | 0  | 0  | 0  | 0   | 0   | 0  | 0   | 0 | 1  | 6   | 1 | .521 |      |
| Mar 08 | at Ole Miss            | *1b | 3    | 1   | 2  | 2   | 0  | 0  | 0  | 1  | 1  | 0  | 0   | 0   | 0  | 0   | 0 | 5  | 0   | 0 | .529 |      |
| Mar 09 | at Ole Miss            | *1b | 2    | 3   | 2  | 5   | 0  | 0  | 1  | 2  | 0  | 0  | 1   | 0   | 0  | 0   | 0 | 2  | 0   | 0 | .547 |      |
| Mar 15 | OKLAHOMA-1             | *1b | 3    | 0   | 0  | 0   | 0  | 0  | 0  | 0  | 0  | 0  | 0   | 0   | 0  | 0   | 0 | 2  | 6   | 0 | .518 |      |
| Mar 15 | OKLAHOMA-2             | *1b | 3    | 2   | 2  | 0   | 0  | 0  | 0  | 1  | 0  | 0  | 0   | 0   | 0  | 0   | 0 | 5  | 1   | 0 | .525 |      |
| Mar 16 | OKLAHOMA               | *1b | 4    | 2   | 3  | 4   | 0  | 0  | 2  | 0  | 0  | 0  | 0   | 0   | 0  | 0   | 0 | 3  | 1   | 0 | .540 |      |
| Mar 18 | UCA                    | *1b | 1    | 1   | 1  | 3   | 0  | 0  | 1  | 2  | 0  | 0  | 0   | 0   | 0  | 0   | 0 | 3  | 0   | 0 | .547 |      |
| Mar 22 | at Tennessee           | *1b | 4    | 1   | 1  | 0   | 0  | 0  | 0  | 0  | 0  | 0  | 0   | 0   | 0  | 0   | 0 | 3  | 4   | 0 | .529 |      |
| Mar 23 | at Tennessee           | *1b | 5    | 1   | 2  | 0   | 1  | 0  | 0  | 0  | 0  | 0  | 0   | 0   | 0  | 0   | 0 | 2  | 0   | 0 | .521 |      |
| Mar 24 | at Tennessee           | *1b | 3    | 1   | 1  | 2   | 0  | 0  | 1  | 0  | 0  | 0  | 0   | 0   | 0  | 0   | 0 | 1  | 6   | 0 | .513 |      |
| Mar 28 | KENTUCKY               | *1b | 2    | 1   | 0  | 0   | 0  | 0  | 0  | 0  | 0  | 0  | 1   | 0   | 0  | 0   | 0 | 1  | 5   | 2 | .500 |      |
| Mar 29 | KENTUCKY               | *1b | 2    | 1   | 1  | 2   | 0  | 0  | 1  | 0  | 0  | 0  | 0   | 0   | 1  | 0   | 0 | 2  | 0   | 0 | .500 |      |
| Mar 30 | KENTUCKY               | *1b | 1    | 0   | 0  | 1   | 0  | 0  | 0  | 1  | 1  | 0  | 0   | 0   | 1  | 0   | 0 | 1  | 7   | 0 | .494 |      |
| Apr 04 | at Florida             | *1b | 3    | 1   | 1  | 3   | 0  | 0  | 1  | 1  | 0  | 0  | 0   | 0   | 0  | 0   | 0 | 5  | 0   | 0 | .488 |      |
| Apr 05 | at Florida             | *1b | 4    | 2   | 3  | 3   | 0  | 0  | 1  | 2  | 0  | 0  | 0   | 0   | 0  | 0   | 0 | 7  | 0   | 0 | .500 |      |
| Apr 06 | at Florida             | *1b | 0    | 2   | 0  | 0   | 0  | 0  | 0  | 3  | 1  | 0  | 1   | 0   | 0  | 0   | 0 | 3  | 0   | 0 | .500 |      |
| Apr 07 | at North Florida       | *1b | 2    | 2   | 2  | 1   | 0  | 0  | 0  | 2  | 1  | 0  | 0   | 0   | 0  | 0   | 0 | 7  | 0   | 1 | .511 |      |
| Apr 11 | SOUTH CAROLINA         | *1b | 0    | 1   | 0  | 0   | 0  | 0  | 0  | 3  | 0  | 0  | 1   | 0   | 0  | 0   | 0 | 4  | 0   | 0 | .511 |      |
| Apr 12 | SOUTH CAROLINA         | *1b | 2    | 1   | 0  | 0   | 0  | 0  | 0  | 2  | 0  | 0  | 0   | 0   | 0  | 0   | 0 | 10 | 0   | 0 | .500 |      |
| Apr 13 | SOUTH CAROLINA         | *1b | 3    | 0   | 0  | 1   | 0  | 0  | 0  | 0  | 0  | 0  | 1   | 0   | 0  | 0   | 0 | 5  | 1   | 0 | .484 |      |
| Apr 15 | at UCA                 | *1b | 3    | 2   | 2  | 1   | 1  | 0  | 1  | 1  | 0  | 0  | 0   | 0   | 0  | 0   | 0 | 3  | 0   | 0 | .490 |      |
| Apr 18 | COLORADO STATE-1       | *1b | 1    | 2   | 1  | 1   | 0  | 0  | 1  | 3  | 0  | 0  | 0   | 0   | 0  | 0   | 0 | 6  | 0   | 1 | .495 |      |
| Apr 18 | COLORADO STATE-2       | *1b | 3    | 1   | 1  | 0   | 0  | 0  | 0  | 0  | 0  | 0  | 0   | 0   | 0  | 0   | 0 | 6  | 0   | 0 | .490 |      |
| Apr 25 | at Texas A&M           | *1b | 3    | 1   | 1  | 0   | 0  | 0  | 0  | 0  | 0  | 0  | 1   | 0   | 0  | 0   | 0 | 1  | 7   | 0 | .486 |      |
| Apr 26 | at Texas A&M           | *1b | 3    | 3   | 2  | 3   | 0  | 0  | 2  | 1  | 0  | 0  | 0   | 0   | 0  | 0   | 0 | 6  | 0   | 0 | .491 |      |
| Apr 27 | at Texas A&M           | *1b | 2    | 0   | 1  | 0   | 0  | 0  | 0  | 0  | 0  | 0  | 1   | 0   | 0  | 0   | 0 | 6  | 1   | 0 | .491 |      |
| May 01 | LSU                    | *1b | 1    | 2   | 1  | 2   | 0  | 0  | 1  | 4  | 0  | 0  | 0   | 0   | 0  | 0   | 0 | 8  | 0   | 0 | .495 |      |
| May 02 | LSU                    | *1b | 2    | 0   | 0  | 0   | 0  | 0  | 0  | 2  | 0  | 0  | 0   | 0   | 0  | 0   | 0 | 2  | 4   | 0 | .487 |      |
| May 03 | LSU                    | *1b | 0    | 0   | 0  | 1   | 0  | 0  | 0  | 4  | 0  | 0  | 0   | 0   | 0  | 0   | 0 | 6  | 0   | 0 | .487 |      |
| May 07 | at Georgia             | *1b | 1    | 1   | 1  | 4   | 0  | 0  | 1  | 2  | 0  | 0  | 1   | 0   | 0  | 0   | 0 | 10 | 0   | 0 | .491 |      |
| May 08 | vs Tennessee           | *1b | 4    | 1   | 2  | 0   | 1  | 0  | 0  | 0  | 0  | 0  | 0   | 0   | 0  | 0   | 0 | 4  | 0   | 0 | .492 |      |
| Totals |                        |     | 51qs | 118 | 61 | 58  | 72 | 9  | 0  | 26 | 58 | 3  | 0   | 10  | 0  | 4   | 0 | 13 | 285 | 9 | 4    | .492 |



LEXI KING

RHP • R/R • 5-8 • Freshman  
Windermere, Fla. • Windermere HS

99

CAREER STATS

| Year  | ERA  | W-L | APP | GS | CG | SHO | SV | IP   | H  | R | ER | BB | SO | 2B | 3B | HR | BF | B.AVG | WP | HBP | BK | SF | SH |
|-------|------|-----|-----|----|----|-----|----|------|----|---|----|----|----|----|----|----|----|-------|----|-----|----|----|----|
| 2025  | 2.69 | 3-1 | 10  | 0  | 0  | 0/5 | 0  | 13.0 | 15 | 5 | 5  | 2  | 3  | 3  | 0  | 1  | 56 | .283  | 0  | 1   | 0  | 0  | 0  |
| TOTAL | 2.69 | 3-1 | 10  | 0  | 0  | 0/5 | 0  | 13.0 | 15 | 5 | 5  | 2  | 3  | 3  | 0  | 1  | 56 | .283  | 0  | 1   | 0  | 0  | 0  |

SEASON HIGHS

| Category       | No. | Opponent (Last)     | Date    |
|----------------|-----|---------------------|---------|
| Innings        | 2.1 | Southern Miss       | 2/15/25 |
| Longest Start  | 0.0 | -                   | -       |
| Shortest Start | 0.0 | -                   | -       |
| Longest Relief | 2.1 | Southern Miss       | 2/15/25 |
| Hits           | 4   | Missouri State      | 3/2/25  |
| Runs           | 1   | 2x (Ole Miss)       | 3/7/25  |
| Earned Runs    | 1   | 2x (Ole Miss)       | 3/7/25  |
| Walks          | 0   | 7x (Ole Miss)       | 3/7/25  |
| Strikeouts     | 1   | 2x (Missouri State) | 3/2/25  |
| Pitches        | 40  | Southern Miss       | 2/15/25 |

CAREER HIGHS

| Category       | No. | Opponent (Last)     | Date    |
|----------------|-----|---------------------|---------|
| Innings        | 2.1 | Southern Miss       | 2/15/25 |
| Longest Start  | 0.0 | -                   | -       |
| Shortest Start | 0.0 | -                   | -       |
| Longest Relief | 2.1 | Southern Miss       | 2/15/25 |
| Hits           | 4   | Missouri State      | 3/2/25  |
| Runs           | 1   | 2x (Ole Miss)       | 3/7/25  |
| Earned Runs    | 1   | 2x (Ole Miss)       | 3/7/25  |
| Walks          | 0   | 7x (Ole Miss)       | 3/7/25  |
| Strikeouts     | 1   | 2x (Missouri State) | 3/2/25  |
| Pitches        | 40  | Southern Miss       | 2/15/25 |

PLAYER PROFILE

- » Posted a 0.68 ERA with 147 strikeouts while limiting opponents to a .172 batting average while posting a 15-2 record as a senior while leading Windermere High School to a 23-5 record and FHSAA Class 7A State Semi-final appearance.
- » Tallied a 1.03 ERA and 0.81 WHIP with 102 strikeouts and only 11 walks as a junior in 2023.
- » Played travel ball with Tennessee Mojo Fisher.
- » Recorded a 1.44 ERA while going 11-5 with 115 strikeouts as a sophomore
- » As a freshman in 2021, she threw 13 games and in 70 innings had a 0.80 ERA with a 0.80 WHIP and a K's to walk ratio of 7.125
- » Played varsity as a sixth grader at Windermere High School in Windermere, Fla.
- » Cousin is former Oklahoma catcher and three-time All-American Jessica Shults
- » Is a fan of the Atlanta Braves and enjoys wakesurfing in her free time.
- » Was a National Honor Society member in high school.

CAREER HONORS

- » No. 23 Overall Player Extra Inning Softball (2024)
- » Orlando Sentinel Player of the Year (2024)

GAME-BY-GAME

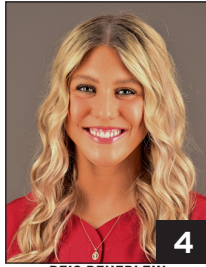
| Date   | Opponent         | GS  | IP   | H  | R | ER | BB | SO | 2B | 3B | HR | WP | BK | HBP | IBB | Score  | W-L | Sv | ERA  | NP |
|--------|------------------|-----|------|----|---|----|----|----|----|----|----|----|----|-----|-----|--------|-----|----|------|----|
| Feb 07 | vs Lipscomb      | 1.0 | 1    | 0  | 0 | 0  | 0  | 0  | 0  | 0  | 0  | 0  | 0  | 0   | 0   | 23-0   | 0-0 | 0  | 0.00 | 13 |
| Feb 08 | vs Bradley       | 2.0 | 2    | 0  | 0 | 0  | 0  | 0  | 0  | 0  | 0  | 0  | 0  | 0   | 0   | 9-1    | 1-0 | 0  | 0.00 | 19 |
| Feb 15 | vs Southern Miss | 2.1 | 1    | 0  | 0 | 0  | 0  | 1  | 0  | 0  | 0  | 0  | 1  | 0   | 0   | 12-4   | 2-0 | 0  | 0.00 | 40 |
| Feb 22 | vs Baylor        | 1.0 | 1    | 0  | 0 | 0  | 0  | 0  | 0  | 0  | 0  | 0  | 0  | 0   | 0   | 8-0    | 2-0 | 0  | 0.00 | 20 |
| Mar 01 | IOWA             | 1.0 | 0    | 0  | 0 | 0  | 1  | 0  | 0  | 0  | 0  | 0  | 0  | 0   | 0   | 12-0   | 2-0 | 0  | 0.00 | 9  |
| Mar 02 | MISSOURI STATE   | 2.0 | 4    | 1  | 1 | 0  | 1  | 0  | 0  | 0  | 0  | 0  | 0  | 0   | 0   | 13-2   | 3-0 | 0  | 0.75 | 38 |
| Mar 07 | at Ole Miss      | 0.1 | 2    | 1  | 1 | 0  | 0  | 1  | 0  | 0  | 0  | 0  | 0  | 0   | 0   | 1-9    | 3-0 | 0  | 1.45 | 6  |
| Mar 16 | OKLAHOMA         | 0.1 | 2    | 3  | 3 | 1  | 0  | 1  | 0  | 1  | 0  | 0  | 0  | 0   | 0   | 7-10   | 3-1 | 0  | 3.50 | 19 |
| Apr 07 | at North Florida | 2.0 | 1    | 0  | 0 | 0  | 1  | 0  | 0  | 0  | 0  | 0  | 0  | 0   | 0   | 14-0   | 3-1 | 0  | 2.92 | 34 |
| Apr 15 | at UCA           | 1.0 | 1    | 0  | 0 | 1  | 0  | 0  | 0  | 0  | 0  | 0  | 0  | 0   | 0   | 7-0    | 3-1 | 0  | 2.69 | 20 |
| Totals |                  | 0   | 13.0 | 15 | 5 | 5  | 2  | 3  | 3  | 0  | 1  | 0  | 0  | 1   | 0   | 106-26 | 3-1 | 0  | 2.69 | -  |



## 2025 ARKANSAS RAZORBACKS




**1**  
**RAIGAN KRAMER**  
Sr. • 5-4 • L/R  
OF • Topeka, Kan.  
Reagan




**4**  
**REIS BEUERLEIN**  
Jr. • 5-9 • R/R  
RHP • Cave Creek, Ariz.  
BUR-line



**5**  
**ASHTYN REICHARDT**  
Fr. • 5-7 • L/I  
OF • Katy, Texas



**6**  
**ELLA MCDOWELL**  
Fr. • 5-6 • R/R  
INF • Richmond, Texas




**7**  
**COURTNEY DAY**  
Sr. • 5-10 • R/R  
UTL • Pearland, Texas



**11**  
**ROBYN HERRON**  
Jr. • 5-10 • R/L  
LHP • Tampa, Fla.  
Heron




**12**  
**PAYTON BURNHAM**  
Fr. • 5-8 • R/R  
RHP/UTL • Eugene, Ore.




**13**  
**KASEY WOOD**  
So. • 5-8 • R/R  
UTL • Bentonville, Ark.



**14**  
**KARLIE DAVISON**  
Jr. • 5-8 • R/R  
INF • Torrance, Calif.



**16**  
**RAMSEY WALKER**  
Sr. • 5-7 • R/R  
OF • Shreveport, La.



**17**  
**KENNEDY MILLER**  
So. • 5-8 • R/R  
C • Georgetown, Texas



**21**  
**AVA CARTER**  
Fr. • 5-6 • L/R  
OF • Paragould, Ark.




**23**  
**REAGAN JOHNSON**  
Jr. • 5-4 • L/R  
OF • Karnes City, Texas




**25**  
**CAM HARRISON**  
Fr. • 6-0 • R/R  
RHP/UTL • Brookshire, Texas



**26**  
**ATALYIA RIJO**  
Jr. • 5-7 • L/R  
INF • Horseheads, N.Y.  
Uh-TAL-ia RE-ho




**28**  
**CARLEE RATCLIFF**  
Sr. • 5-5 • R/R  
UTL • New Boston, Texas




**34**  
**JAYDEN RAMOS**  
Fr. • 5-10 • R/R  
UTL • Fresno, Calif.




**45**  
**JAYDEN WELLS**  
So. • 5-6 • R/R  
UTL • Paris, Ark.



**46**  
**KAILEY WYCKOFF**  
Jr. • 5-7 • L/L  
UTL • Katy, Texas  
Why-KOFF



**77**  
**BRI ELLIS**  
Sr. • 5-10 • R/R  
INF • Houston, Texas



**99**  
**LEXI KING**  
Fr. • 5-8 • R/R  
RHP • Windmere, Fla.



**COURTNEY DEIFEL**  
Head Coach • 3rd Base Coach  
10th Season



**MATT MEUCHEL**  
Asst. Coach • Umpire Appeals  
Ninth Season



**DJ GASSO**  
Asst. Coach  
Second Season



**DANIELLE GIBSON WHORTON**  
Asst. Coach  
Second Season