

| | | | |
|-------------|----------|---------|-----------|
| RECORD | RECORD | RANKING | RANKING |
| 4-3-1 | 0-2-1 | NR | NR |
| HEAD COACH | RECORD | YEAR | OM RECORD |
| Molly Rouse | 35-52-10 | 6th | 16-23-5 |
| | | | YEAR |
| | | | 3rd |



VS



| | | | |
|------------|-----------|---------|-------------|
| RECORD | RECORD | RANKING | RANKING |
| 5-2-2 | 3-0-1 | 7 | 12 |
| HEAD COACH | RECORD | YEAR | ARK. RECORD |
| Colby Hale | 179-82-31 | 14th | 179-82-31 |
| | | | YEAR |
| | | | 14th |

2025 SCHEDULE

| Date | Opponent [TV] | Time/Result |
|-----------|-------------------------------|-------------|
| 8/14 | Mississippi Valley State | Canceled |
| 8/17 | Memphis | L, 2-3 |
| 8/21 | UAB | W, 2-1 |
| 8/24 | Southern Miss | W, 1-0 |
| 8/28 | UT Martin | W, 1-0 |
| 9/4 | Louisiana | W, 1-0 |
| 9/12 | Auburn* | T, 1-1 |
| 9/18 | No. 15/19 South Carolina* | L, 0-4 |
| 9/21 | No. 21 Georgia* (SEC Network) | L, 1-4 |
| 9/26 | No. 7/12 Arkansas* | 6:30 p.m. |
| 10/2 | Mississippi State* | 6 p.m. |
| 10/5 | Tennessee* | 2 p.m. |
| 10/10 | Kentucky* | 7 p.m. |
| 10/16 | LSU* (SEC Network) | 6 p.m. |
| 10/19 | Florida* | 3 p.m. |
| 10/26 | Texas* | 2 p.m. |
| 11/2-11/9 | SEC Tournament | TBA |

Ranking: United Soccer Coaches

Road Matches in Gray | All Times CT

* SEC Match

^ SEC Tournament (Pensacola, Fla.)

QUICK KICKS

- Ole Miss enters off a 1-4 loss against No. 21 Georgia last Sunday.
- The Rebels and Razorbacks last met in October of 2024. Ole Miss leads the all-time series 17-13-3.
- Briana Rodriguez scored her first collegiate goal in the match against Georgia.
- Katie Ramsden leads Ole Miss in goals, points and assists this season.
- Six Rebels have found the back of the net: Ramsden, Rodriguez, Kate Smith, Brooklyn Marn, Tate Blincoe and Evie Ewing.
- Sidney O'Billovich tied a career-high 11 saves in the SEC opener against Auburn.
- Ole Miss has three international players on the roster this season: Katie Ramsden (England), Taylor Howarth (England) and Timéa Thorel (France).
- The Ole Miss Soccer Stadium underwent a 3.75-million-dollar renovation this summer which included a new playing surface, new practice area, 9000sqft turf area, new video board, new audio system, a berm seating area on the north end and new team shelters.

MATCH INFO

Date: September 26, 2025
Kickoff: 6:30 p.m.
Location: Fayetteville, Ark.
Venue: Razorback Field
Series: Ole Miss Leads, 17-13-3
Last Meeting: 10/27/24
TV: SECN+
PxP: Josh Haley
Analyst: Kelly Roliard
Sideline:
Live Stats: OleMissStats.com

NUMBERS TO KNOW

9

Briana Rodriguez scored her first collegiate goal against Georgia this past Sunday.

13

Katie Ramsden leads Ole Miss in goals, assists and points.

STYLE GUIDE

NAME

Ole Miss (preferred)
University of Mississippi
~~Mississippi~~

NICKNAME

Rebels

PROJECTED STARTING XI

| Pos. | No. | Name | Yr. | GP-GS | MIN | G | A | PTS | SH | SH% | SOG | SOG% | |
|------|-----|--------------------|-----|-------|-----|----|------|-------|-------|------|-----|-------|-----|
| F | 7 | Sarah Granno | Jr. | 6-6 | 266 | | 1 | 1 | 12 | .000 | 6 | .500 | |
| F | 8 | Brooklyn Marn | Fr. | 8-3 | 314 | 2 | | 4 | 9 | .222 | 5 | .556 | |
| F | 9 | Briana Rodriguez | Sr. | 8-8 | 425 | 1 | | 2 | 3 | .333 | 2 | .667 | |
| MF | 17 | Grace Smith | So. | 8-4 | 383 | | | | | | | | |
| MF | 31 | Yaritza Trejo | Jr. | 8-4 | 373 | | | | | | | | |
| MF | 32 | Cassidy Kuehne | Fr. | 8-8 | 545 | | | | 10 | .000 | 1 | .100 | |
| D | 13 | Katie Ramsden | So. | 8-8 | 487 | 3 | 1 | 7 | 16 | .188 | 8 | .500 | |
| D | 15 | Tate Blincoe | So. | 8-8 | 603 | 1 | 1 | 3 | 2 | .500 | 1 | .500 | |
| D | 20 | Marieke Ten Brink | Jr. | 8-7 | 506 | | | | 1 | .000 | 1 | 1.000 | |
| D | 26 | Allison Kolski | Jr. | 8-6 | 572 | | | | | | | | |
| Pos. | No. | Name | Yr. | GP-GS | MIN | GA | GAA | Saves | Save% | W | L | T | SHO |
| GK | 00 | Sidnev O'Billovich | Sr. | 8-8 | 706 | 13 | 1.66 | 35 | .729 | 4 | 3 | 1 | 2/1 |

2025 ROSTER

NUMERICAL

| NO. | NAME | POS. | HT. | YR. | HOMETOWN/LAST SCHOOL |
|-----|--------------------|------|------|------|--------------------------------------------|
| 0 | Lexi Baldwin | GK | 5-9 | Fr. | Paradise Valley, Ariz. (Chaparral) |
| 00 | Sidney O'Billovich | GK | 5-7 | Sr. | Portland, Ore. (Texas Tech) |
| 1 | Taylor Prigge | GK | 5-9 | So. | Queen Creek, Ariz. (Utah) |
| 2 | Savannah Wylie | D | 5-3 | RFr. | Highland Village, Texas (Oklahoma) |
| 3 | Kate Smith | F | 5-3 | Jr. | Gulfport, Miss. (Gulfport) |
| 4 | Mila Erceg | F | 5-9 | So. | Weston, Fla. (West Virginia) |
| 5 | Evie Ewing | F | 5-4 | Jr. | Madison, Miss. (Madison Ridgeland Academy) |
| 6 | Katie Lakin | D | 5-6 | Fr. | Walnut Creek, Calif. (Carondelet) |
| 7 | Sarah Granno | F | 5-3 | Jr. | Roseville, Calif. (Memphis) |
| 8 | Brooklyn Marn | F | 5-5 | Fr. | Olathe, Kan. (St. Thomas Aquinas) |
| 9 | Briana Rodriguez | F | 5-3 | Sr. | Gurnee, Ill. (Pittsburgh) |
| 10 | Lauren Montgomery | MF | 5-5 | Sr. | Kitty Hawk, N.C. (First Flight) |
| 11 | Bella Leonard | MF | 5-9 | Jr. | Phoenix, Ariz. (Notre Dame) |
| 12 | Georgia Skelton | D | 5-7 | So. | Mechanicsville, Va. (Atlee) |
| 13 | Katie Ramsden | D | 5-3 | So. | Leeds, England (Temple Moor) |
| 14 | Bella Gray | MF | 5-1 | Fr. | Ogden, Utah (Ogden) |
| 15 | Tate Blincoe | D | 5-10 | So. | Bardstown, Ky. (Bardstown) |
| 16 | Peyton Dyess | D | 5-5 | So. | Lewisville, Texas (Texas Tech) |
| 17 | Grace Smith | MF | 5-8 | So. | Cypress, Texas (Cy-Fair) |
| 18 | Timéa Thorel | MF | 5-3 | Fr. | Clamart, France (Lycée les arcades, Dijon) |
| 19 | Bekah Allen | MF | 5-3 | Fr. | Clarksville, Tenn. (Clarksville) |
| 20 | Marieke Ten Brink | D | 5-7 | Jr. | Folsom, Calif. (UC Riverside) |
| 21 | Taylor Howarth | MF | 5-9 | RFr. | Preston, England (Cardinal Newman College) |
| 22 | Ryann Reynolds | F | 5-8 | Jr. | Snohomish, Wash. (Kansas State) |
| 23 | Emerson Andrews | D | 5-8 | So. | Highland Park, Texas (Kentucky) |
| 24 | Ava Clonce | MF | 5-1 | Fr. | Roseville, Calif. (Woodcreek) |
| 26 | Allison Kolski | D | 5-5 | Jr. | Mesquite, Texas (Mississippi State) |
| 27 | Landri Allee | D | 5-5 | Fr. | Stillwater, Okla. (Stillwater) |
| 28 | Sydney Torres | MF | 5-3 | Fr. | West Valley City, Utah (Copper Hills) |
| 31 | Yaritza Trejo | MF | 5-5 | Jr. | Memphis, Tenn. (Northwest Mississippi CC) |
| 32 | Cassidy Kuehne | MF | 5-9 | Fr. | Chamblee, Ga. (Chamblee) |

ALPHABETICAL

| NO. | NAME |
|-----|--------------------|
| 27 | Landri Allee |
| 19 | Bekah Allen |
| 23 | Emerson Andrews |
| 0 | Lexi Baldwin |
| 15 | Tate Blincoe |
| 20 | Marieke Ten Brink |
| 24 | Ava Clonce |
| 16 | Peyton Dyess |
| 4 | Mila Erceg |
| 5 | Evie Ewing |
| 7 | Sarah Granno |
| 14 | Bella Gray |
| 21 | Taylor Howarth |
| 26 | Allison Kolski |
| 32 | Cassidy Kuehne |
| 6 | Katie Lakin |
| 11 | Bella Leonard |
| 8 | Brooklyn Marn |
| 10 | Lauren Montgomery |
| 00 | Sidney O'Billovich |
| 1 | Taylor Prigge |
| 13 | Katie Ramsden |
| 22 | Ryann Reynolds |
| 9 | Briana Rodriguez |
| 12 | Georgia Skelton |
| 17 | Grace Smith |
| 3 | Kate Smith |
| 18 | Timéa Thorel |
| 28 | Sydney Torres |
| 31 | Yaritza Trejo |
| 2 | Savannah Wylie |

COACHING STAFF

Head Coach: Molly Rouse, 3rd season (Minnesota, 2010)
Associate Head Coach: Rob Thompson, 16th season (Lock Haven, 1995)
Assistant Coach: Kelsey Fausett, 3rd season (Utah Tech, 2021)
Assistant Coach: Madisyn Pezzino, 4th season (Ole Miss, 2021)

SUPPORT STAFF

Director of Operations: Jaci Cook-Dandos, 3rd season (Utah Tech, 2022)
Director of Analytics: Dane Obermeyer, 3rd season (Gustavus Adolphus, 2008)
Athletic Trainer: Korlyn Gulbranson, 3rd season
Strength and Conditioning: Brett Lenaburg, 9th season (Arizona State, 2011)

ROSTER BREAKDOWN

BY CLASS

Seniors | 3
Lauren Montgomery, Sidney O'Billovich, Briana Rodriguez

Juniors | 8
Marieke Ten Brink, Evie Ewing, Sarah Granno, Allison Kolski, Bella Leonard, Ryann Reynolds, Kate Smith, Yaritza Trejo

Sophomores | 8
Emerson Andrews, Tate Blincoe, Peyton Dyess, Mila Erceg, Taylor Prigge, Katie Ramsden, Georgia Skelton, Grace Smith

Freshmen | 12
Landri Allee, Bekah Allen, Lexi Baldwin, Ava Clonce, Bella Gray, Taylor Howarth, Cassidy Kuehne, Katie Lakin, Brooklyn Marn, Timea Thorel, Sydney Torres, Savannah Wylie

Newcomers | 20

Landri Allee, Bekah Allen, Emerson Andrews, Lexi Baldwin, Marieke Ten Brink, Ava Clonce, Peyton Dyess, Mila Erceg, Bella Gray, Allison Kolski, Cassidy Kuehne, Katie Lakin, Brooklyn Marn, Sidney O'Billovich, Ryann Reynolds, Briana Rodriguez, Timea Thorel, Sydney Torres, Yaritza Trejo, Savannah Wylie

PRONUNCIATION GUIDE

| | |
|-------------------|-------------|
| Landri Allee | AL-lee |
| Ava Clonce | "Klonce" |
| Peyton Dyess | DIE-es |
| Mila Erceg | ER-cig |
| Evie Ewing | EH-vee |
| Taylor Howarth | HOW-arth |
| Cassidy Kuehne | KEEN-e |
| Marieke Ten Brink | muh-reek-UH |
| Taylor Prigge | PRIG-ghee |

NEW FOR 2025



2025 Stadium Upgrades

- New playing surface
- New practice area
- New irrigation
- 9000 square ft turf area
- New video board
- New audio system
- Berm seating area
- New team shelters

The Ole Miss Soccer Stadium stands as a beacon for success on the Oxford campus. Since the complex was christened on Sept. 28, 1997, in a regionally televised game against Alabama, the Rebels have been victorious in nearly 62 percent of their home matches, posting an impressive 172-74-33 mark through 2024. In terms of facility improvement, plenty of upgrades have taken place to keep the venue near the top of the league.

CAPACITY: 1,500

OPENED: 1997

PLAYING SURFACE: Natural Grass

FIRST GAME: Sept. 28, 1997 vs. Alabama (3-0 Loss)

OVERALL RECORD IN STADIUM: 175-75-34 (.616 - Present)

RECORD ATTENDANCE: 1,857 (Oct. 21, 2018 vs. Mississippi State)

RECORD SEASON ATTENDANCE: 11,087 (2015)

LONGEST HOME WIN STREAK: 9 (2003)

MOST HOME WINS IN A SEASON: 10 (2015)

GILLOM CENTER RENOVATIONS: 2017

LAST TIME OUT

Ole Miss dropped its match against No. 21 Georgia 1-4 this past Sunday in Oxford. The Bulldogs jumped out to the first half lead, scoring two goals in the first 45 minutes. Briana Rodriguez scored her first collegiate goal in the 71st minute, cutting the deficit to one. Georgia would respond with two more goals to stretch their lead to three.

WHAT'S ON FILM

Arkansas (5-2-2, 3-0-0 SEC) enters off a 1-0 shutout win against Texas A&M this past Sunday. 10 different Razorbacks have scored a goal this season with Vailana Tu'ua and Zoe Susi leading the pack with three each. Kennedy Ball leads the team in passing with four assists. Arkansas has played five ranked opponents inside the top 20 through nine games including No. 2 Notre Dame and No. 3 Duke. Colby Hale is in his 14th season in Fayetteville. He's amassed a 179-82-31 during his tenure with the Razorbacks.

13 IS CRAFTY

Sophomore Katie Ramsden showed promise last season for Ole Miss and is delivering in year two for the Rebels. The Leeds, England native leads Ole Miss in goals, assists and points. Earlier this year she became the first Rebel since Channing Foster in 2019 to score in three consecutive matches.

8 IS GREAT

Freshman Brooklyn Marn has emerged as a rising star for the Rebels just eight games into her collegiate career. The Olathe, Kansas product is second in goals and points this season for Ole Miss. Marn scored in the season opener against Memphis and tallied her first career game winning goal in the match against Louisiana.

| THE REBELS' RECORD WHEN... | | |
|----------------------------------|---------|-------|
| Category | Overall | SEC |
| Overall | 4-3-1 | 0-2-1 |
| Home | 3-1-1 | 0-1-1 |
| Away | 1-2-0 | 0-1-0 |
| Neutral | 0-0-0 | 0-0-0 |
| vs. Ranked teams | 0-2-0 | 0-2-0 |
| Day games | 1-1-0 | 0-1-0 |
| Night (5 p.m. or later) games | 3-2-1 | 0-1-1 |
| In August | 3-1-0 | 0-0-0 |
| In September | 1-2-1 | 0-2-1 |
| In October | 0-0-0 | 0-0-0 |
| In November | 0-0-0 | 0-0-0 |
| One-goal games | 4-1-0 | 0-0-0 |
| Two-goal games | 0-0-0 | 0-0-0 |
| 3+ goal games | 0-2-0 | 0-2-0 |
| Shutouts | 3-1-0 | 0-1-0 |
| Scoring first | 4-0-0 | 0-0-0 |
| Scoring in 1st half | 2-0-1 | 0-0-1 |
| Scoring 1 goals | 3-1-1 | 0-1-1 |
| Scoring 2 goals | 1-1-0 | 0-0-0 |
| Scoring 3-4 goals | 0-0-0 | 0-0-0 |
| Scoring 5+ goals | 0-0-0 | 0-0-0 |
| Leading at halftime | 1-0-0 | 0-0-0 |
| Tied at halftime | 3-0-1 | 0-0-1 |
| Trailing at halftime | 0-3-0 | 0-2-0 |
| Outshooting opponent | 3-0-0 | 0-0-0 |
| Outshot by opponent | 0-2-1 | 0-2-1 |
| Same number of shots as opponent | 1-0-0 | 0-0-0 |
| More SOG than opponent | 2-0-0 | 0-0-0 |
| Fewer SOG than opponent | 2-2-1 | 0-1-1 |
| Same number of SOG as opponent | 0-1-0 | 0-1-0 |
| More saves than opponent | 2-1-1 | 0-0-1 |
| Fewer saves than opponent | 2-1-0 | 0-1-0 |
| Same number of saves as opponent | 0-1-0 | 0-1-0 |
| More fouls than opponent | 2-2-0 | 0-1-0 |
| Fewer fouls than opponent | 2-0-0 | 0-0-0 |
| Same number of fouls as opponent | 0-1-1 | 0-1-1 |
| Shown a yellow card | 4-2-1 | 0-1-1 |
| Opponent shown a yellow card | 3-1-1 | 0-1-1 |
| Wearing White Jersey | 1-1-1 | 0-1-1 |
| Wearing Navy Jersey | 0-0-0 | 0-0-0 |
| Wearing Powder Blue Jersey | 2-0-0 | 0-0-0 |
| Wearing Red Jersey | 1-2-0 | 0-1-0 |

| GOAL BREAKDOWN | |
|--------------------|-------------------------|
| With left foot: 2 | From run of play: 6 |
| With right foot: 7 | From corner/throw in: 1 |
| With head: | From free kick: |
| Other: | From penalty kick: 2 |

| REBELS IN THE POLLS/RPI | | | | | | | | | | | | | | | | | |
|-------------------------|-----|----|----|----|----|----|----|----|----|----|----|----|----|----|----|----|----|
| | Pre | 1 | 2 | 3 | 4 | 5 | 6 | 7 | 8 | 9 | 10 | 11 | 12 | 13 | 14 | 15 | F |
| United Coaches | NR | NR | NR | NR | NR | NR | NR | -- | -- | -- | -- | -- | -- | -- | -- | -- | -- |
| TopDrawerSoccer | NR | NR | NR | NR | NR | NR | NR | -- | -- | -- | -- | -- | -- | -- | -- | -- | -- |
| COLLEGE SOCCER NEWS | NR | NR | NR | NR | NR | NR | NR | -- | -- | -- | -- | -- | -- | -- | -- | -- | -- |
| NCAA RPI | -- | -- | -- | -- | -- | 56 | 48 | -- | -- | -- | -- | -- | -- | -- | -- | -- | -- |

THE BLINCOE FILE

Tate Blincoe has been impactful since she stepped on campus in the fall of 2024. The Bardstown, Kentucky native started all 19 games her freshman year and led the team in minutes played.

In year two, Blincoe continues to hold down the fort on the Ole Miss back line but has also flashed her skillset on the offensive end. She tallied her first collegiate goal in the win over UT Martin and collected an assist in the match against No. 21 Georgia. Blincoe is one of five Rebels to start every game this season.

A NEW CHAPTER

The Ole Miss Soccer Stadium underwent a 3.75-million-dollar renovation this summer which included a new playing surface, new practice area, 9000sqft turf area, new video board, new audio system, a berm seating area on the north end and new team shelters.

Since the complex was christened on Sept. 28, 1997, in a regionally televised game against Alabama, the Rebels have been victorious in nearly 62 percent of their home matches, posting an impressive 172-74-33 mark through 2024.

NEW KIDS ON THE BLOCK

Coach Rouse and the Ole Miss staff signed 10 freshmen in the 2025 class, building a unit that brings speed and versatility to the pitch.

Katie Lakin was a Top 100 Prep Soccer player in the state of California and led Bay Area Surf to a NorCal conference championship in 2023. Brooklyn Marn tallied 40 goals, 31 assists and was a two-time All-State First Team honoree at St. Thomas Aquinas. Bella Gray lettered all four years at Ogden high school and was a 2023 First Team All-State selection.

Timéa Thorel is one of three international players on this year’s roster hailing from Clamart, France. Bekah Allen scored 45 goals and dished 43 assists in four seasons at Clarksville high school. Ava Clonce is one of three players from the state of California and played alongside teammate Sarah Granno at Woodcreek high school.

Landri Allee, a native of Stillwater, Oklahoma, was named Offensive MVP three consecutive seasons at Stillwater high school. Sydney Torres was a four-time State Premier League Champion and a two-time Utah State Champion. Cassidy Kuehne rounds out the freshman class and comes to Oxford after guiding Chamblee high school to a 5A Region Championship in 2024.

AROUND THE SEC

| LEAGUE TABLE (As of September 22) | | | | | |
|--------------------------------------|-------|-----|---------|------|--------|
| Team | SEC | Pts | Overall | Pct. | Streak |
| Arkansas | 3-0-0 | 9 | 5-2-2 | .667 | W3 |
| Georgia | 3-0-0 | 9 | 7-2-2 | .727 | W3 |
| Mississippi St | 2-0-1 | 7 | 7-1-1 | .833 | T1 |
| South Carolina | 2-0-1 | 7 | 8-1-2 | .818 | T1 |
| Alabama | 2-1-0 | 6 | 8-2-1 | .773 | W3 |
| Kentucky | 2-1-0 | 6 | 8-3-0 | .727 | W1 |
| Tennessee | 2-1-0 | 6 | 8-1-1 | .850 | W2 |
| Auburn | 1-0-2 | 5 | 5-2-3 | .650 | T1 |
| Vanderbilt | 1-1-1 | 4 | 7-2-1 | .750 | W1 |
| Missouri | 1-2-0 | 3 | 4-5-1 | .450 | L2 |
| Oklahoma | 1-2-0 | 3 | 8-2-1 | .773 | L1 |
| Florida | 0-2-1 | 1 | 4-5-1 | .450 | T1 |
| LSU | 0-2-1 | 1 | 5-5-1 | .500 | L2 |
| Ole Miss | 0-2-1 | 1 | 4-3-1 | .563 | L2 |
| Texas | 0-3-0 | 0 | 2-7-1 | .250 | L4 |
| Texas A&M | 0-3-0 | 0 | 3-4-3 | .450 | L4 |

OFFENSIVE PLAYER OF THE WEEK

| | |
|--------|-------------------------------|
| Week 1 | Shae O'Rourke, Tennessee |
| Week 2 | Summer Denigan, Georgia |
| Week 3 | Kaylee Noble, Texas A&M |
| Week 4 | Ally Bollig, Vanderbilt |
| Week 5 | Ally Perry, Mississippi State |
| Week 6 | Kate Runyon, Tennessee |

DEFENSIVE PLAYER OF THE WEEK

| | |
|--------|------------------------------|
| Week 1 | Cayden Norris, Tennessee |
| Week 2 | Gracie Falla, South Carolina |
| Week 3 | Taylor Bloom, South Carolina |
| Week 4 | Sara Wojdelko, Vanderbilt |
| Week 5 | Sidney O'Billovich, Ole Miss |
| Week 6 | Paloma Peña, Florida |

FRESHMAN OF THE WEEK

| | |
|--------|----------------------------------|
| Week 1 | Ally Laccinole, Oklahoma |
| Week 2 | Lily Kate Elphick, Georgia |
| Week 3 | Addy Hess, Florida |
| Week 4 | Madi Munguia, Alabama |
| Week 5 | Vailana Tu'ua, Arkansas |
| Week 6 | Hailey Gordon, Georgia |
| | Laila Murillo, Mississippi State |

STAY CONNECTED

Get rewarded for attending events by joining Rebel Rewards powered by Coca-Cola, the official fan loyalty program of the Ole Miss Rebels. Download the Ole Miss Sports mobile app, sign up for a Rebel Rewards account, and start earning points immediately that can be redeemed for exclusive prizes and experiences.

Keep up with all the latest news and information on the Rebels by following Ole Miss Soccer on X at @OleMissSoccer, on the Ole Miss Soccer Facebook page, and on Instagram at @officialolemisssoccer. Subscribe to the Ole Miss soccer newsletter stay up to date with the best content from the pitch.

RANKINGS ROUNDUP**UNITED SOCCER COACHES POLL****(September 23)**

| Rank | Team | Previous | Record |
|------|-------------------|----------|--------|
| 1 | Virginia | 1 | 8-0-1 |
| 2 | Notre Dame | 6 | 7-0-1 |
| 3 | Stanford | 2 | 7-1-1 |
| 4 | UCLA | 4 | 6-2-1 |
| 5 | Tennessee | 5 | 8-1-1 |
| 6 | Florida State | 7 | 7-0-2 |
| 7 | Arkansas | 10 | 5-2-2 |
| 8 | Iowa | 12 | 7-1-2 |
| 9 | Duke | 3 | 6-2-1 |
| 10 | TCU | 14 | 7-1-0 |
| 11 | Memphis | 9 | 7-0-2 |
| 12 | South Carolina | 15 | 8-1-2 |
| 13 | Vanderbilt | 17 | 7-2-1 |
| 14 | Kansas | 19 | 7-0-2 |
| 15 | Mississippi State | 12 | 7-1-1 |
| 16 | BYU | 10 | 5-2-1 |
| 17 | Georgia | 21 | 7-2-2 |
| 18 | Penn State | 8 | 5-3-2 |
| 19 | Wake Forest | 16 | 8-1-2 |
| 20 | Wisconsin | NR | 7-2-1 |
| 21 | Georgetown | 20 | 5-2-2 |
| 22 | North Carolina | 18 | 7-3-0 |
| 23 | Ohio State | 22 | 3-1-4 |
| 24 | Xavier | 23 | 6-2-1 |
| 25 | Alabama | NR | 8-2-1 |
| 25 | Rice | 25 | 7-1-1 |

Others receiving votes: Texas Tech (10), Louisville (5), Oklahoma (4), California State Fullerton (2), California (2), Brown (1)

TOPDRAWERSOCCER POLL**(September 22)**

| Rank | Team | Record | Conf. Record |
|------|-------------------|--------|--------------|
| 1. | Notre Dame | 7-0-1 | 2-0-0 |
| 2. | Virginia | 8-0-1 | 2-0-0 |
| 3. | Tennessee | 8-1-1 | 2-1-0 |
| 4. | UCLA | 6-2-1 | 2-0-1 |
| 5. | Stanford | 7-1-1 | 2-0-0 |
| 6. | Florida State | 7-0-2 | 3-0-1 |
| 7. | Duke | 6-2-1 | 1-2-0 |
| 8. | TCU | 7-1-0 | 1-0-0 |
| 9. | Kansas | 7-0-2 | 1-0-0 |
| 10. | Iowa | 7-1-2 | 1-0-2 |
| 11. | North Carolina | 7-3-0 | 1-1-0 |
| 12. | Arkansas | 5-2-2 | 3-0-0 |
| 13. | Memphis | 7-0-2 | 1-0-1 |
| 14. | Louisville | 9-2-0 | 2-1-0 |
| 15. | Mississippi State | 7-1-1 | 2-0-1 |
| 16. | Vanderbilt | 7-2-1 | 1-1-1 |
| 17. | Arizona State | 8-0-1 | 1-0-0 |
| 18. | Penn State | 5-3-2 | 1-1-1 |
| 19. | BYU | 5-2-1 | 0-1-0 |
| 20. | St. Mary's (CA) | 5-1-1 | 0-0-0 |
| 21. | South Carolina | 8-1-2 | 2-0-1 |
| 22. | Wake Forest | 8-1-2 | 2-0-1 |
| 23. | Illinois | 8-1-1 | 1-1-1 |
| 24. | Wisconsin | 7-2-1 | 1-1-1 |
| 25. | Georgetown | 5-2-2 | 1-0-0 |

MOLLY ROUSE

RUN DOWN

Molly Rouse is in her third season as the Head Coach of the Ole Miss Women's Soccer program. Rouse was named the third head coach in program history on May 18, 2023.

In year two at the helm Rouse helped guide a roster full of veteran and young talent. The Rebels were led in goals by freshman Kayla Keefer with five. Keefer took home SEC Freshman of the Week honors after a hat trick debut on Aug. 15, 2024, against Southern to open the season. She became the first Rebel since 2020 to receive Freshman of the Week honors.

Shu Ohba ranked third in the Southeastern Conference with 79 saves and second in saves per game. Ole Miss allowed one or fewer goals in eight of the 19 matches in 2024. The senior from Fujisawa, Japan competed with Team Japan in the 2024 Paris Olympics and finished her Ole Miss career 10th all-time in career saves, 10th in career goals against average, and seventh in career shutouts.

Eleven different players scored a goal for the Rebels in 2024 including senior Kelly Brady who ranked second on the team with four goals and 10 points. Rouse was integral in the addition of Brady in 2023 who ended her Rebel career with 12 goals and 26 points. Brady signed with Athlone Town AFC on Jan. 3, 2025, and is set to compete for the League of Ireland's oldest Football Club in March of 2025.

In her first year at the helm of the Rebels, Rouse guided the program to a 7-7-3 record and an impressive 6-1-2 record at home. Rouse won her opening game at Ole Miss against Southern Miss, a 2-0, shutout victory on Aug. 17, 2023. She won the first SEC match of her career against LSU as well, a 1-0 win on Sept. 15, 2023. Rouse led the team to wins over Missouri and Kentucky later in the season and draws against Auburn and at No. 15 South Carolina.

Shu Ohba led the Southeastern Conference in saves and saves per game in 2023. She earned SEC Defensive Player of the Week honors twice and was named to the 2023 All-SEC Second Team and the 2023 United Soccer Coaches All-Southeast Region Team.

Rouse came to Oxford from St. George, Utah where she was the head coach of the Utah Tech women's soccer program for three seasons. Rouse was brought on to guide the program as Utah Tech made the transition from Division II to Division I, becoming the first head coach at the Division I level

in program history.

During her three seasons at the helm of the program, Rouse won 19 games and picked up the program's first Division I win on March 11, 2021 as they beat Chicago State 4-0. In 2022, Rouse led the Trailblazers to their first winning Division I season in program history, finishing 10-6-2. Utah Tech went 6-3-2 in WAC play and earned a No. 4 seed in the WAC Soccer Tournament, their highest seed since joining the conference.

The 2022 edition of the Trailblazers led the Western Athletic Conference in Goals Against Average and Goals Allowed. They allowed just 14 goals in 18 games for a 0.78 GAA. Utah Tech also posted nine shutouts in 18 games, including a stretch of seven-straight clean sheets. Rouse developed four All-WAC players in three seasons, including three in 2022: forward Karli Nyland and defenders Gracie Knutzen and Ella Carmody.

Before beginning her career as a head coach, Rouse served two seasons as an assistant coach at her alma mater, the University of Minnesota. In 2018, she was a part of a Golden Gophers team that won the Big Ten Tournament title over No. 15 Penn State and beat Auburn in the first round of the NCAA Tournament for their first postseason road win in program history.

Rouse also made stops as an assistant coach at four other Division I programs, including Iowa, Nebraska-Omaha, Buffalo, and Alabama State.

Rouse played her collegiate soccer at Minnesota for four seasons from 2007-10. She appeared in 88 career matches for the Golden Gophers and scored 18 total goals with 17 assists, including an assist in a school record tying five-straight matches in 2008. In 2008, Rouse started all 26 games for a Minnesota team that would earn a share of the Big Ten Regular Season Title. That team would win a program-record 22 games and make it to the third round of the NCAA Tournament for the first time in school history.

After finishing her career as a Golden Gopher, Rouse played professional soccer for the Minnesota Kings and Vancouver Whitecaps in the Women's Premier Soccer League.

Rouse graduated with a Bachelor's Degree in Early Childhood Education from Minnesota in 2011. She currently holds a U.S. Soccer Federation (USSF) National "A-Senior" Coaching License.



QUICK HITS

| | |
|-----------------|-----------------------|
| POSITION | HEAD COACH |
| HOME TOWN | CAMBRIDGE, MINN. |
| ALMA MATER | MINNESOTA, '10 |
| CAREER RECORD | 35-52-10 (6TH SEASON) |
| OLE MISS RECORD | 16-23-5 (3RD SEASON) |

YEAR-BY-YEAR RECORD

| Year | School | W-L | Conf. | Postseason |
|-------|-----------|----------|---------|----------------|
| 2020 | Utah Tech | 3-10-2 | 3-8-1 | |
| 2021 | Utah Tech | 6-13-1 | 2-7-1 | |
| 2022 | Utah Tech | 10-6-2 | 6-3-2 | WAC Tournament |
| 2023 | Ole Miss | 7-7-3 | 3-5-2 | |
| 2024 | Ole Miss | 5-13-1 | 0-9-1 | |
| 2025 | Ole Miss | 4-3-1 | 0-2-1 | |
| Total | 5 Seasons | 35-52-10 | 14-34-8 | |

PATH TO OLE MISS

| | | |
|---------------------------------------------------------------------------------------|---------------------------|---------|
|  | Ole Miss Head Coach | 2023- |
|  | Utah Tech Head Coach | 2020-22 |
|  | Minnesota Assistant Coach | 2018-19 |
|  | Iowa Assistant Coach | 2017-18 |
|  | Buffalo Assistant Coach | 2015-16 |



O

LEX

BALDWIN

FR | GK | PARADISE VALLEY, ARIZ. | CHAPARRAL

GAME-BY-GAME STATS

SEASON HIGHS

▶ Minutes:

▶ Saves:

▶ Goals Allowed:

▶ Shots Faced:

CAREER HIGHS

▶ Minutes:

▶ Saves:

▶ Goals Allowed:

▶ Shots Faced:

| BALDWIN'S CAREER STATS | | | | | | | | | | |
|------------------------|----|---------|----|-----|-------|--------|---|---|---|-----|
| Year | GP | Minutes | GA | GAA | Saves | Save % | W | L | T | SHO |
| 2025 | | | | | | | | | | |
| TOTAL | | | | | | | | | | |



S

YDNEY

O'BILLOVICH

SR | GK | PORTLAND, ORE. | TEXAS TECH

GAME-BY-GAME STATS

| Date | Opponent | SCORE | GP | GS | G | A | PTS | SH | SH% | SOG | SOG% | GW | PK-ATT | YC | RC | MIN |
|------------|-------------------|-------|------|----|---|---|-----|----|------|-----|------|----|--------|----|----|-----|
| 08/17/2025 | at Memphis | 2-3 | * | * | 0 | 0 | 0 | 0 | .000 | 0 | .000 | 0 | 0-0 | 0 | 0 | 90 |
| 08/21/2025 | UAB | 2-1 | * | * | 0 | 0 | 0 | 0 | .000 | 0 | .000 | 0 | 0-0 | 0 | 0 | 90 |
| 08/24/2025 | at Southern Miss. | 1-0 | * | * | 0 | 0 | 0 | 0 | .000 | 0 | .000 | 0 | 0-0 | 0 | 0 | 90 |
| 08/28/2025 | UT Martin | 1-0 | * | * | 0 | 0 | 0 | 0 | .000 | 0 | .000 | 0 | 0-0 | 0 | 0 | 76 |
| 09/04/2025 | Louisiana | 1-0 | * | * | 0 | 0 | 0 | 0 | .000 | 0 | .000 | 0 | 0-0 | 0 | 0 | 90 |
| 09/12/2025 | Auburn | 1-1 | * | * | 0 | 0 | 0 | 0 | .000 | 0 | .000 | 0 | 0-0 | 0 | 0 | 90 |
| 09/18/2025 | at South Carolina | 0-4 | * | * | 0 | 0 | 0 | 0 | .000 | 0 | .000 | 0 | 0-0 | 0 | 0 | 90 |
| 09/21/2025 | Georgia | 1-4 | * | * | 0 | 0 | 0 | 0 | .000 | 0 | .000 | 0 | 0-0 | 0 | 0 | 90 |
| Totals | | | 9-13 | 8 | 8 | 0 | 0 | 0 | .000 | 0 | .000 | 0 | 0-0 | 0 | 0 | 706 |

| Player Averages | | | | | | | | | | | | | |
|-----------------|-------------------|----------------|----|------------------|---------|----------------|-------|-----------------|-------|---|---|---|---------|
| Games Played | | Shots per game | | Assists per game | | Goals per game | | Points per game | | | | | |
| 8 | | 0.00 | | 0.00 | | 0.00 | | 0.00 | | | | | |
| Date | Opponent | SCORE | GP | GS | Minutes | GA | GAAVG | Saves | Save% | W | L | T | SHO/CBO |
| 08/17/2025 | at Memphis | 2-3 | * | * | 90:00 | 3 | 3.00 | 5 | .625 | 0 | 1 | 0 | 0/0 |
| 08/21/2025 | UAB | 2-1 | * | * | 90:00 | 1 | 1.00 | 4 | .800 | 1 | 1 | 0 | 0/0 |
| 08/24/2025 | at Southern Miss. | 1-0 | * | * | 90:00 | 0 | 0.00 | 4 | 1.000 | 2 | 1 | 0 | 1/0 |
| 08/28/2025 | UT Martin | 1-0 | * | * | 75:51 | 0 | 0.00 | 1 | 1.000 | 3 | 1 | 0 | 0/1 |
| 09/04/2025 | Louisiana | 1-0 | * | * | 90:00 | 0 | 0.00 | 3 | 1.000 | 4 | 1 | 0 | 1/0 |
| 09/12/2025 | Auburn | 1-1 | * | * | 90:00 | 1 | 1.00 | 11 | .917 | 4 | 1 | 1 | 0/0 |
| 09/18/2025 | at South Carolina | 0-4 | * | * | 90:00 | 4 | 4.00 | 3 | .429 | 4 | 2 | 1 | 0/0 |
| 09/21/2025 | Georgia | 1-4 | * | * | 90:00 | 4 | 4.00 | 4 | .500 | 4 | 3 | 1 | 0/0 |
| Totals | | | 8 | 8 | 705:51 | 13 | 1.66 | 35 | .729 | 4 | 3 | 1 | 2/1 |

SEASON HIGHS

▶ Minutes: 90, 7x, MR vs. No. 21 Georgia (9/21/25)

▶ Saves: 11, vs. Auburn (9/12/25)

▶ Goals Allowed: 4, 2x, MR vs. No. 21 Georgia (9/21/25)

▶ Shots Faced: 28, vs. Auburn (9/12/25)

CAREER HIGHS

▶ Minutes: 110, 2x MR vs. Southern Utah (10/22/21)

▶ Saves: 11, 2x MR vs. Auburn (9/12/25)

▶ Goals Allowed: 4, 3x, MR vs. No. 21 Georgia (9/21/25)

▶ Shots Faced: 28, vs. Auburn (9/12/25)

| O'BILLOVICH'S CAREER STATS | | | | | | | | | | |
|----------------------------|----|---------|----|------|-------|--------|----|----|---|-----|
| Year | GP | Minutes | GA | GAA | Saves | Save % | W | L | T | SHO |
| 2021 | 14 | 1147 | 23 | 1.80 | 71 | .755 | 3 | 7 | 2 | 1 |
| 2022 | 17 | 1022 | 17 | 1.50 | 50 | .746 | 8 | 10 | 6 | 4 |
| 2024 | 4 | 208 | 0 | 0.00 | 4 | 1.000 | 2 | 0 | 0 | 2 |
| 2025 | 8 | 706 | 13 | 1.66 | 35 | .729 | 4 | 3 | 1 | 2/1 |
| TOTAL | 43 | 3083 | 53 | 1.55 | 160 | .751 | 17 | 20 | 9 | 9 |



1

TAYLOR PRIGGE

SO | GK | QUEEN CREEK, ARIZ. | UTAH

GAME-BY-GAME STATS

| Date | Opponent | SCORE | GP | GS | G | A | PTS | SH | SH% | SOG | SOG% | GW | PK-ATT | YC | RC | MIN |
|------------|-----------|-------|----|----|---|---|-----|----|------|-----|------|----|--------|----|----|-----|
| 08/28/2025 | UT Martin | 1-0 | * | | 0 | 0 | 0 | 0 | .000 | 0 | .000 | 0 | 0-0 | 0 | 0 | 15 |
| Totals | | 1-0 | 1 | 0 | 0 | 0 | 0 | 0 | .000 | 0 | .000 | 0 | 0-0 | 0 | 0 | 15 |

Player Averages

| Games Played | Shots per game | Assists per game | Goals per game | Points per game |
|--------------|----------------|------------------|----------------|-----------------|
| 1 | 0.00 | 0.00 | 0.00 | 0.00 |

| Date | Opponent | SCORE | GP | GS | Minutes | GA | GAAVG | Saves | Save% | W | L | T | SHO/CBO |
|------------|-----------|-------|----|----|---------|----|-------|-------|-------|---|---|---|---------|
| 08/28/2025 | UT Martin | 1-0 | * | | 14:09 | 0 | 0.00 | 1 | 1.000 | 0 | 0 | 0 | 0/1 |
| Totals | | | 1 | 0 | 14:09 | 0 | 0.00 | 1 | 1.000 | 0 | 0 | 0 | 0/1 |

SEASON HIGHS

- ▶ Minutes: 15, vs. UT Martin (8/28/25)
- ▶ Saves: 1, vs. UT Martin (8/28/25)
- ▶ Goals Allowed:
- ▶ Shots Faced: 1, vs. UT Martin (8/28/25)

CAREER HIGHS

- ▶ Minutes: 90, 2x, MR vs. Southern Miss (9/12/24)
- ▶ Saves: 4, MR vs. Southern Miss (9/12/24)
- ▶ Goals Allowed: 1, vs. Lipscomb (9/15/24)
- ▶ Shots Faced: 11, vs. Georgia State (8/22/24)

PRIGGE'S CAREER STATS

| Year | GP | Minutes | GA | GAA | Saves | Save % | W | L | T | SHO |
|-------|----|---------|----|------|-------|--------|---|---|---|-----|
| 2022 | 0 | 0 | 0 | 0.00 | 0 | .000 | 0 | 0 | 0 | 0 |
| 2023 | 0 | 0 | 0 | 0.00 | 0 | .000 | 0 | 0 | 0 | 0 |
| 2024 | 5 | 306 | 1 | 0.29 | 5 | .833 | 3 | 0 | 0 | 2 |
| 2025 | 1 | 15 | | 0.00 | 1 | 1.000 | | | | |
| TOTAL | 6 | 321 | 1 | 0.28 | 6 | .857 | 3 | 0 | 0 | 2 |



2

SAVANNAH WYLIE

RFR | D | HIGHLAND VILLAGE, TEXAS | OKLAHOMA

GAME-BY-GAME STATS

| Date | Opponent | SCORE | GP | GS | G | A | PTS | SH | SH% | SOG | SOG% | GW | PK-ATT | YC | RC | MIN |
|------------|-------------------|-------|----|----|---|---|-----|----|------|-----|------|----|--------|----|----|-----|
| 08/24/2025 | at Southern Miss. | 1-0 | * | | 0 | 0 | 0 | 0 | .000 | 0 | .000 | 0 | 0-0 | 0 | 0 | 9 |
| Totals | | 1-0 | 1 | 0 | 0 | 0 | 0 | 0 | .000 | 0 | .000 | 0 | 0-0 | 0 | 0 | 9 |

Player Averages

| Games Played | Shots per game | Assists per game | Goals per game | Points per game |
|--------------|----------------|------------------|----------------|-----------------|
| 1 | 0.00 | 0.00 | 0.00 | 0.00 |

SEASON HIGHS

- ▶ Minutes: 8, at Southern Miss (8/24/25)
- ▶ Goals:
- ▶ Assists:
- ▶ Shots:
- ▶ SOG:

CAREER HIGHS

- ▶ Minutes: 8, at Southern Miss (8/24/25)
- ▶ Goals:
- ▶ Assists:
- ▶ Shots:
- ▶ SOG:

WYLIE'S CAREER STATS

| Year | GP | G | A | Pts | Shots | Shot% | SOG | SOG% | GW | PK-Att |
|-------|----|---|---|-----|-------|-------|-----|------|----|--------|
| 2024 | 0 | 0 | 0 | 0 | 0 | .000 | 0 | .000 | 0 | 0-0 |
| 2025 | 1 | | | | | | | | | |
| TOTAL | 1 | | | | | | | | | |



3

KATE SMITH

JR | F | GULFPORT, MISS. | GULFPORT

SEASON HIGHS

▶ Minutes: 61, at Southern Miss (8/24/25)

▶ Goals: 1, vs. Auburn (9/12/25)

▶ Assists:

▶ Shots: 2, at No. 15 South Carolina (9/18/25)

▶ SOG: 2, at No. 15 South Carolina (9/18/25)

GAME-BY-GAME STATS

| Date | Opponent | SCORE | GP | GS | G | A | PTS | SH | SH% | SOG | SOG% | GW | PK-ATT | YC | RC | MIN |
|------------|-------------------|-------|------|----|---|---|-----|----|------|-----|------|----|--------|----|----|-----|
| 08/17/2025 | at Memphis | 2-3 | * | | 0 | 0 | 0 | 0 | .000 | 0 | .000 | 0 | 0-0 | 0 | 0 | 32 |
| 08/21/2025 | UAB | 2-1 | * | | 0 | 0 | 0 | 1 | .000 | 0 | .000 | 0 | 0-0 | 0 | 0 | 41 |
| 08/24/2025 | at Southern Miss. | 1-0 | * | | 0 | 0 | 0 | 0 | .000 | 0 | .000 | 0 | 0-0 | 0 | 0 | 61 |
| 08/28/2025 | UT Martin | 1-0 | * | | 0 | 0 | 0 | 0 | .000 | 0 | .000 | 0 | 0-0 | 0 | 0 | 26 |
| 09/04/2025 | Louisiana | 1-0 | * | | 0 | 0 | 0 | 0 | .000 | 0 | .000 | 0 | 0-0 | 0 | 0 | 22 |
| 09/12/2025 | Auburn | 1-1 | * | | 1 | 0 | 2 | 1 | .500 | 1 | .500 | 0 | 0-0 | 0 | 0 | 27 |
| 09/18/2025 | at South Carolina | 0-4 | * | | 0 | 0 | 0 | 2 | .250 | 2 | .750 | 0 | 0-0 | 0 | 0 | 52 |
| 09/21/2025 | Georgia | 1-4 | * | * | 0 | 0 | 0 | 0 | .250 | 0 | .750 | 0 | 0-0 | 0 | 0 | 59 |
| Totals | | | 9-13 | 8 | 1 | 1 | 0 | 2 | .4 | 3 | .750 | 0 | 0-0 | 0 | 0 | 317 |

Player Averages

| Games Played | Shots per game | Assists per game | Goals per game | Points per game |
|--------------|----------------|------------------|----------------|-----------------|
| 8 | 0.50 | 0.00 | 0.13 | 0.25 |

CAREER HIGHS

▶ Minutes: 66, at Oklahoma (10/24/24)

▶ Goals: 1, 3x, MR vs. vs. Auburn (9/12/25)

▶ Assists:

▶ Shots: 3, vs. Southeastern La. (8/26/23)

▶ SOG: 2, 4x, MR at No. 15 South Carolina (9/18/25)

SMITH'S CAREER STATS

| Year | GP | G | A | Pts | Shots | Shot% | SOG | SOG% | GW | PK-Att |
|-------|----|---|---|-----|-------|-------|-----|------|----|--------|
| 2023 | 17 | 0 | 0 | 0 | 15 | .000 | 11 | .733 | 0 | 0-0 |
| 2024 | 16 | 2 | 0 | 4 | 10 | .200 | 5 | .500 | 1 | 0-0 |
| 2025 | 8 | 1 | | 2 | 4 | .250 | 3 | .750 | | |
| TOTAL | 41 | 3 | 0 | 6 | 29 | .103 | 19 | .655 | 1 | 0-0 |



4

MILA ERCEG

SO | F | WESTON, FLA. | WEST VIRGINIA

SEASON HIGHS

▶ Minutes: 62, at Southern Miss (8/24/25)

▶ Goals:

▶ Assists:

▶ Shots: 5, vs. UT Martin (8/28/25)

▶ SOG: 3, at Southern Miss (8/24/25)

GAME-BY-GAME STATS

| Date | Opponent | SCORE | GP | GS | G | A | PTS | SH | SH% | SOG | SOG% | GW | PK-ATT | YC | RC | MIN |
|------------|-------------------|-------|-----|----|---|---|-----|----|------|-----|------|----|--------|----|----|-----|
| 08/17/2025 | at Memphis | 2-3 | * | | 0 | 0 | 0 | 0 | .000 | 0 | .000 | 0 | 0-0 | 0 | 0 | 39 |
| 08/21/2025 | UAB | 2-1 | * | * | 0 | 0 | 0 | 1 | .000 | 0 | .000 | 0 | 0-0 | 0 | 0 | 43 |
| 08/24/2025 | at Southern Miss. | 1-0 | * | | 0 | 0 | 0 | 4 | .000 | 3 | .600 | 0 | 0-0 | 1 | 0 | 64 |
| 08/28/2025 | UT Martin | 1-0 | * | * | 0 | 0 | 0 | 5 | .000 | 1 | .400 | 0 | 0-0 | 0 | 0 | 42 |
| 09/04/2025 | Louisiana | 1-0 | * | * | 0 | 0 | 0 | 1 | .000 | 0 | .364 | 0 | 0-0 | 0 | 0 | 53 |
| 09/12/2025 | Auburn | 1-1 | * | | 0 | 0 | 0 | 2 | .000 | 0 | .308 | 0 | 0-0 | 0 | 0 | 56 |
| 09/18/2025 | at South Carolina | 0-4 | * | * | 0 | 0 | 0 | 0 | .000 | 0 | .308 | 0 | 0-0 | 0 | 0 | 39 |
| Totals | | | 8-9 | 7 | 4 | 0 | 0 | 0 | .13 | 4 | .308 | 0 | 0-0 | 1 | 0 | 332 |

Player Averages

| Games Played | Shots per game | Assists per game | Goals per game | Points per game |
|--------------|----------------|------------------|----------------|-----------------|
| 7 | 1.86 | 0.00 | 0.00 | 0.00 |

CAREER HIGHS

▶ Minutes: 62, at Southern Miss (8/24/25)

▶ Goals:

▶ Assists:

▶ Shots: 5, vs. UT Martin (8/28/25)

▶ SOG: 3, at Southern Miss (8/24/25)

ERCEG'S CAREER STATS

| Year | GP | G | A | Pts | Shots | Shot% | SOG | SOG% | GW | PK-Att |
|-------|----|---|---|-----|-------|-------|-----|------|----|--------|
| 2023 | 1 | 0 | 0 | 0 | 0 | .000 | 0 | .000 | 0 | 0-0 |
| 2025 | 7 | | | | 13 | .000 | 4 | .308 | | |
| TOTAL | 8 | | | | 13 | .000 | 4 | .308 | | |



SEASON HIGHS

- ▶ Minutes: 44, vs. UAB (8/21/25)
- ▶ Goals: 1, vs. UAB (8/21/25)
- ▶ Assists:
- ▶ Shots: 1, vs. UAB (8/21/25)
- ▶ SOG: 1, vs. UAB (8/21/25)

CAREER HIGHS

- ▶ Minutes: 52, vs. Southern (8/15/24)
- ▶ Goals: 1, 3x, MR vs. UAB (8/21/25)
- ▶ Assists: 1, vs. Georgia State (8/22/24)
- ▶ Shots: 1, 10x, MR vs. UAB (8/21/25)
- ▶ SOG: 1, 6x, MR vs. UAB (8/21/25)

5 EVIE EWING
JR | F | MADISON, MISS. | MADISON RIDGELAND ACADEMY

GAME-BY-GAME STATS

| Date | Opponent | SCORE | GP | GS | G | A | PTS | SH | SH% | SOG | SOG% | GW | PK-ATT | YC | RC | MIN |
|------------|-------------------|-------|----|----|---|---|-----|----|-------|-----|-------|----|--------|----|----|-----|
| 08/17/2025 | at Memphis | 2-3 | * | | 0 | 0 | 0 | 0 | .000 | 0 | .000 | 0 | 0-0 | 0 | 0 | 37 |
| 08/21/2025 | UAB | 2-1 | * | | 1 | 0 | 2 | 1 | 1.000 | 1 | 1.000 | 1 | 0-0 | 0 | 0 | 46 |
| 08/24/2025 | at Southern Miss. | 1-0 | * | * | 0 | 0 | 0 | 0 | 1.000 | 0 | 1.000 | 0 | 0-0 | 0 | 0 | 25 |
| 09/12/2025 | Auburn | 1-1 | * | | 0 | 0 | 0 | 0 | 1.000 | 0 | 1.000 | 0 | 0-0 | 0 | 0 | 35 |
| 09/18/2025 | at South Carolina | 0-4 | * | | 0 | 0 | 0 | 0 | 1.000 | 0 | 1.000 | 0 | 0-0 | 0 | 0 | 25 |
| 09/21/2025 | Georgia | 1-4 | * | | 0 | 0 | 0 | 0 | 1.000 | 0 | 1.000 | 0 | 0-0 | 0 | 0 | 23 |
| Totals | | 7-13 | 6 | 1 | 1 | 0 | 2 | 1 | 1.000 | 1 | 1.000 | 1 | 0-0 | 0 | 0 | 187 |

Player Averages

| Games Played | Shots per game | Assists per game | Goals per game | Points per game |
|--------------|----------------|------------------|----------------|-----------------|
| 6 | 0.17 | 0.00 | 0.17 | 0.33 |

EWING'S CAREER STATS

| Year | GP | G | A | Pts | Shots | Shot% | SOG | SOG% | GW | PK-Att |
|-------|----|---|---|-----|-------|-------|-----|-------|----|--------|
| 2023 | 14 | 1 | 0 | 2 | 6 | .167 | 4 | .667 | 1 | 0-0 |
| 2024 | 16 | 1 | 1 | 3 | 3 | .333 | 1 | .333 | 0 | 0-0 |
| 2025 | 6 | 1 | | 2 | 1 | 1.000 | 1 | 1.000 | 1 | |
| TOTAL | 36 | 3 | 1 | 7 | 10 | .300 | 6 | .600 | 2 | 0-0 |



SEASON HIGHS

- ▶ Minutes: 39, at Southern Miss (8/24/25)
- ▶ Goals:
- ▶ Assists:
- ▶ Shots:
- ▶ SOG:

CAREER HIGHS

- ▶ Minutes: 39, at Southern Miss (8/24/25)
- ▶ Goals:
- ▶ Assists:
- ▶ Shots:
- ▶ SOG:

6 KATIE LAKIN
FR | D | WALNUT CREEK, CALIF. | CARONDELET

GAME-BY-GAME STATS

| Date | Opponent | SCORE | GP | GS | G | A | PTS | SH | SH% | SOG | SOG% | GW | PK-ATT | YC | RC | MIN |
|------------|-------------------|-------|----|----|---|---|-----|----|------|-----|------|----|--------|----|----|-----|
| 08/17/2025 | at Memphis | 2-3 | * | | 0 | 0 | 0 | 0 | .000 | 0 | .000 | 0 | 0-0 | 0 | 0 | 4 |
| 08/24/2025 | at Southern Miss. | 1-0 | * | | 0 | 0 | 0 | 0 | .000 | 0 | .000 | 0 | 0-0 | 0 | 0 | 41 |
| 08/28/2025 | UT Martin | 1-0 | * | | 0 | 0 | 0 | 0 | .000 | 0 | .000 | 0 | 0-0 | 0 | 0 | 37 |
| 09/18/2025 | at South Carolina | 0-4 | * | | 0 | 0 | 0 | 0 | .000 | 0 | .000 | 0 | 0-0 | 0 | 0 | 6 |
| 09/21/2025 | Georgia | 1-4 | * | | 0 | 0 | 0 | 0 | .000 | 0 | .000 | 0 | 0-0 | 0 | 0 | 11 |
| Totals | | 5-11 | 5 | 0 | 0 | 0 | 0 | 0 | .000 | 0 | .000 | 0 | 0-0 | 0 | 0 | 96 |

Player Averages

| Games Played | Shots per game | Assists per game | Goals per game | Points per game |
|--------------|----------------|------------------|----------------|-----------------|
| 5 | 0.00 | 0.00 | 0.00 | 0.00 |

LAKIN'S CAREER STATS

| Year | GP | G | A | Pts | Shots | Shot% | SOG | SOG% | GW | PK-Att |
|-------|----|---|---|-----|-------|-------|-----|------|----|--------|
| 2025 | 5 | | | | | | | | | |
| TOTAL | 5 | | | | | | | | | |



7

SARAH GRANINO

JR | F | ROSEVILLE, CALIF. | MEMPHIS

SEASON HIGHS

▶ Minutes: 70, at Memphis (8/17/25)

▶ Goals:

▶ Assists: 1, at Southern Miss (8/24/25)

▶ Shots: 3, 4x, MR vs. No. 21 Georgia (9/21/25)

▶ SOG: 3, at Southern Miss (8/24/25)

GAME-BY-GAME STATS

| Date | Opponent | SCORE | GP | GS | G | A | PTS | SH | SH% | SOG | SOG% | GW | PK-ATT | YC | RC | MIN |
|------------|-------------------|-------|----|----|---|---|-----|----|------|-----|------|----|--------|----|----|-----|
| 08/17/2025 | at Memphis | 2-3 | * | * | 0 | 0 | 0 | 0 | .000 | 0 | .000 | 0 | 0-0 | 0 | 0 | 70 |
| 08/21/2025 | UAB | 2-1 | * | * | 0 | 0 | 0 | 3 | .000 | 0 | .000 | 0 | 0-0 | 0 | 0 | 57 |
| 08/24/2025 | at Southern Miss. | 1-0 | * | * | 0 | 1 | 1 | 3 | .000 | 3 | .500 | 0 | 0-0 | 0 | 0 | 45 |
| 08/28/2025 | UT Martin | 1-0 | * | * | 0 | 0 | 0 | 3 | .000 | 1 | .444 | 0 | 0-0 | 0 | 0 | 48 |
| 09/04/2025 | Louisiana | 1-0 | * | * | 0 | 0 | 0 | 0 | .000 | 0 | .444 | 0 | 0-0 | 0 | 0 | 5 |
| 09/21/2025 | Georgia | 1-4 | * | * | 0 | 0 | 0 | 3 | .000 | 2 | .500 | 0 | 0-0 | 0 | 0 | 43 |
| Totals | | 8-8 | 6 | 6 | 0 | 1 | 1 | 12 | .000 | 6 | .500 | 0 | 0-0 | 0 | 0 | 266 |

Player Averages

| Games Played | Shots per game | Assists per game | Goals per game | Points per game |
|--------------|----------------|------------------|----------------|-----------------|
| 6 | 2.00 | 0.17 | 0.00 | 0.17 |

CAREER HIGHS

▶ Minutes: 70, at Memphis (8/17/25)

▶ Goals: 1, 2x, MR vs. Georgia State (8/22/24)

▶ Assists: 1, at Southern Miss (8/24/25)

▶ Shots: 3, 4x, MR vs. No. 21 Georgia (9/21/25)

▶ SOG: 3, at Southern Miss (8/24/25)

| GRANNO'S CAREER STATS | | | | | | | | | | |
|-----------------------|----|---|---|-----|-------|-------|-----|------|----|--------|
| Year | GP | G | A | Pts | Shots | Shot% | SOG | SOG% | GW | PK-Att |
| 2023 | 15 | 1 | 0 | 2 | 4 | .250 | 2 | .500 | 0 | 0-0 |
| 2024 | 15 | 1 | 0 | 2 | 2 | .500 | 1 | .500 | 0 | 0-0 |
| 2025 | 6 | | 1 | 1 | 12 | .000 | 6 | .500 | | |
| TOTAL | 36 | 2 | 1 | 5 | 18 | .111 | 9 | .500 | 0 | 0-0 |



8

BROOKLYN MARN

FR | F | OLATHE, KAN. | ST. THOMAS AQUINAS

SEASON HIGHS

▶ Minutes: 55, vs. Louisiana (9/4/25)

▶ Goals: 1, 2x, MR vs. Louisiana (9/4/25)

▶ Assists:

▶ Shots: 3, at No. 15 South Carolina (9/18/25)

▶ SOG: 1, 5x, MR at No. 15 South Carolina

CAREER HIGHS

▶ Minutes: 55, vs. Louisiana (9/4/25)

▶ Goals: 1, 2x, MR vs. Louisiana (9/4/25)

▶ Assists:

▶ Shots: 3, at No. 15 South Carolina (9/18/25)

▶ SOG: 1, 5x, MR at No. 15 South Carolina

GAME-BY-GAME STATS

| Date | Opponent | SCORE | GP | GS | G | A | PTS | SH | SH% | SOG | SOG% | GW | PK-ATT | YC | RC | MIN |
|------------|-------------------|-------|----|----|---|---|-----|----|-------|-----|-------|----|--------|----|----|-----|
| 08/17/2025 | at Memphis | 2-3 | * | * | 1 | 0 | 2 | 1 | 1.000 | 1 | 1.000 | 0 | 0-0 | 0 | 0 | 38 |
| 08/21/2025 | UAB | 2-1 | * | * | 0 | 0 | 0 | 1 | .500 | 1 | 1.000 | 0 | 0-0 | 0 | 0 | 43 |
| 08/24/2025 | at Southern Miss. | 1-0 | * | * | 0 | 0 | 0 | 0 | .500 | 0 | 1.000 | 0 | 0-0 | 0 | 0 | 8 |
| 08/28/2025 | UT Martin | 1-0 | * | * | 0 | 0 | 0 | 1 | .333 | 1 | 1.000 | 0 | 0-0 | 0 | 0 | 33 |
| 09/04/2025 | Louisiana | 1-0 | * | * | 1 | 0 | 2 | 2 | .400 | 1 | .800 | 1 | 0-0 | 0 | 0 | 56 |
| 09/12/2025 | Auburn | 1-1 | * | * | 0 | 0 | 0 | 1 | .333 | 0 | .667 | 0 | 0-0 | 0 | 0 | 50 |
| 09/18/2025 | at South Carolina | 0-4 | * | * | 0 | 0 | 0 | 3 | .222 | 1 | .556 | 0 | 0-0 | 0 | 0 | 52 |
| 09/21/2025 | Georgia | 1-4 | * | * | 0 | 0 | 0 | 0 | .222 | 0 | .556 | 0 | 0-0 | 0 | 0 | 38 |
| Totals | | 9-13 | 8 | 3 | 2 | 0 | 4 | 9 | .222 | 5 | .556 | 1 | 0-0 | 0 | 0 | 314 |

Player Averages

| Games Played | Shots per game | Assists per game | Goals per game | Points per game |
|--------------|----------------|------------------|----------------|-----------------|
| 8 | 1.13 | 0.00 | 0.25 | 0.50 |

| MARN'S CAREER STATS | | | | | | | | | | |
|---------------------|----|---|---|-----|-------|-------|-----|------|----|--------|
| Year | GP | G | A | Pts | Shots | Shot% | SOG | SOG% | GW | PK-Att |
| 2025 | 8 | 2 | | 4 | 9 | .222 | 5 | .556 | 1 | |
| TOTAL | 8 | 2 | | 4 | 9 | .222 | 5 | .556 | 1 | |



9

BRIANA RODRIGUEZ

SR | F | GURNEE, ILL. | PITTSBURGH

SEASON HIGHS

▶ Minutes: 72, vs. Louisiana (9/4/25)

▶ Goals: 1, vs. No. 21 Georgia (9/21/25)

▶ Assists:

▶ Shots: 1, 3x, MR vs. No. 21 Georgia (9/21/25)

▶ SOG: 1, 2x, MR vs. No. 21 Georgia (9/21/25)

CAREER HIGHS

▶ Minutes: 72, vs. Louisiana (9/4/25)

▶ Goals: 1, vs. No. 21 Georgia (9/21/25)

▶ Assists: 1, 2x MR vs. Mercyhurst (9/8/24)

▶ Shots: 2, 2x MR vs. Mercyhurst (9/8/24)

▶ SOG: 1, 5x MR vs. No. 21 Georgia (9/21/25)

| GAME-BY-GAME STATS | | | | | | | | | | | | | | | | |
|--------------------|-------------------|-------|----|----|---|---|-----|----|------|-----|------|----|--------|----|----|-----|
| Date | Opponent | SCORE | GP | GS | G | A | PTS | SH | SH% | SOG | SOG% | GW | PK-ATT | YC | RC | MIN |
| 08/17/2025 | at Memphis | 2-3 | * | * | 0 | 0 | 0 | 0 | .000 | 0 | .000 | 0 | 0-0 | 0 | 0 | 57 |
| 08/21/2025 | UAB | 2-1 | * | * | 0 | 0 | 0 | 1 | .000 | 0 | .000 | 0 | 0-0 | 0 | 0 | 54 |
| 08/24/2025 | at Southern Miss. | 1-0 | * | * | 0 | 0 | 0 | 1 | .000 | 1 | .500 | 0 | 0-0 | 0 | 0 | 48 |
| 08/28/2025 | UT Martin | 1-0 | * | * | 0 | 0 | 0 | 0 | .000 | 0 | .500 | 0 | 0-0 | 0 | 0 | 50 |
| 09/04/2025 | Louisiana | 1-0 | * | * | 0 | 0 | 0 | 0 | .000 | 0 | .500 | 0 | 0-0 | 0 | 0 | 72 |
| 09/12/2025 | Auburn | 1-1 | * | * | 0 | 0 | 0 | 0 | .000 | 0 | .500 | 0 | 0-0 | 0 | 0 | 44 |
| 09/18/2025 | at South Carolina | 0-4 | * | * | 0 | 0 | 0 | 0 | .000 | 0 | .500 | 0 | 0-0 | 0 | 0 | 42 |
| 09/21/2025 | Georgia | 1-4 | * | * | 1 | 0 | 2 | 1 | .333 | 1 | .667 | 0 | 0-0 | 0 | 0 | 62 |
| Totals | | 9-13 | 8 | 8 | 1 | 0 | 2 | 3 | .333 | 2 | .667 | 0 | 0-0 | 0 | 0 | 425 |

| Player Averages | | | | |
|-----------------|----------------|------------------|----------------|-----------------|
| Games Played | Shots per game | Assists per game | Goals per game | Points per game |
| 8 | 0.38 | 0.00 | 0.13 | 0.25 |

| RODRIGUEZ'S CAREER STATS | | | | | | | | | | |
|--------------------------|----|---|---|-----|-------|-------|-----|-------|----|--------|
| Year | GP | G | A | Pts | Shots | Shot% | SOG | SOG% | GW | PK-Att |
| 2022 | 5 | 0 | 0 | 0 | 2 | .000 | 2 | 1.000 | 0 | 0-0 |
| 2023 | 3 | 0 | 0 | 0 | 1 | .000 | 0 | .000 | 0 | 0-0 |
| 2024 | 8 | 0 | 2 | 2 | 4 | .000 | 1 | .250 | 0 | 0-0 |
| 2025 | 8 | 1 | | 2 | 3 | .333 | 2 | .667 | | |
| TOTAL | 24 | 1 | 2 | 4 | 10 | .100 | 5 | .500 | 0 | 0-0 |



10

AUREN MONTGOMERY

SR | MF | KITTY HAWK, N.C. | FIRST FLIGHT

SEASON HIGHS

▶ Minutes: 63, at Memphis (8/17/25)

▶ Goals:

▶ Assists:

▶ Shots:

▶ SOG:

CAREER HIGHS

▶ Minutes: 103, vs. LSU (10/30/22)

▶ Goals: 1, 2x, MR at Middle Tenn. (8/25/22)

▶ Assists: 1, 3x, MR at Tennessee (9/19/24)

▶ Shots: 3, vs. LSU (10/30/22)

▶ SOG: 2, vs. Louisiana Tech (9/1/22)

| GAME-BY-GAME STATS | | | | | | | | | | | | | | | | |
|--------------------|------------|-------|----|----|---|---|-----|----|------|-----|------|----|--------|----|----|-----|
| Date | Opponent | SCORE | GP | GS | G | A | PTS | SH | SH% | SOG | SOG% | GW | PK-ATT | YC | RC | MIN |
| 08/17/2025 | at Memphis | 2-3 | * | * | 0 | 0 | 0 | 0 | .000 | 0 | .000 | 0 | 0-0 | 1 | 0 | 63 |
| Totals | | 2-3 | 1 | 1 | 0 | 0 | 0 | 0 | .000 | 0 | .000 | 0 | 0-0 | 1 | 0 | 63 |

| Player Averages | | | | |
|-----------------|----------------|------------------|----------------|-----------------|
| Games Played | Shots per game | Assists per game | Goals per game | Points per game |
| 1 | 0.00 | 0.00 | 0.00 | 0.00 |

| MONTGOMERY'S CAREER STATS | | | | | | | | | | |
|---------------------------|----|---|---|-----|-------|-------|-----|------|----|--------|
| Year | GP | G | A | Pts | Shots | Shot% | SOG | SOG% | GW | PK-Att |
| 2021 | 0 | 0 | 0 | 0 | 0 | .000 | 0 | .000 | 0 | 0-0 |
| 2022 | 19 | 2 | 1 | 5 | 14 | .143 | 5 | .357 | 2 | 0-0 |
| 2023 | 17 | 0 | 1 | 1 | 4 | .000 | 2 | .500 | 0 | 0-0 |
| 2024 | 17 | 0 | 1 | 1 | 8 | .000 | 5 | .625 | 0 | 0-0 |
| 2025 | 1 | | | | | | | | | |
| TOTAL | 54 | 2 | 3 | 7 | 26 | .077 | 12 | .462 | 2 | 0-0 |



11

BELLA LEONARD

JR | MF | PHOENIX, ARIZ. | NOTRE DAME

GAME-BY-GAME STATS

SEASON HIGHS

▶ Minutes:

▶ Goals:

▶ Assists:

▶ Shots:

▶ SOG:

CAREER HIGHS

▶ Minutes: 66, vs. No. 10 Memphis (8/25/24)

▶ Goals: 1, vs. McNeese (9/1/24)

▶ Assists:

▶ Shots: 6, vs. Southern (8/15/24)

▶ SOG: 2, 2x, MR vs. McNeese (9/1/24)

| LEONARD'S CAREER STATS | | | | | | | | | | |
|------------------------|----|---|---|-----|-------|-------|-----|------|----|--------|
| Year | GP | G | A | Pts | Shots | Shot% | SOG | SOG% | GW | PK-Att |
| 2023 | 4 | 0 | 0 | 0 | 1 | .000 | 0 | .000 | 0 | 0-0 |
| 2024 | 14 | 1 | 0 | 2 | 13 | .077 | 5 | .385 | 0 | 0-0 |
| 2025 | | | | | | | | | | |
| TOTAL | 18 | 1 | 0 | 2 | 14 | .071 | 5 | .357 | 0 | 0-0 |



12

GEORGIA SKELTON

SO | D | MECHANICSVILLE, VA. | ATLEE

GAME-BY-GAME STATS

SEASON HIGHS

▶ Minutes:

▶ Goals:

▶ Assists:

▶ Shots:

▶ SOG:

CAREER HIGHS

▶ Minutes: 47, vs. McNeese (9/1/24)

▶ Goals:

▶ Assists:

▶ Shots:

▶ SOG:

| SKELTON'S CAREER STATS | | | | | | | | | | |
|------------------------|----|---|---|-----|-------|-------|-----|------|----|--------|
| Year | GP | G | A | Pts | Shots | Shot% | SOG | SOG% | GW | PK-Att |
| 2024 | 7 | 0 | 0 | 0 | 0 | .000 | 0 | .000 | 0 | 0-0 |
| 2025 | | | | | | | | | | |
| TOTAL | 7 | | | | | | | | | |



13

KATIE RAMSDEN

SO | D | LEEDS, ENGLAND | TEMPLE MOOR

GAME-BY-GAME STATS

| Date | Opponent | SCORE | GP | GS | G | A | PTS | SH | SH% | SOG | SOG% | GW | PK-ATT | YC | RC | MIN |
|------------|-------------------|-------|------|----|---|---|-----|----|------|-----|------|----|--------|----|----|-----|
| 08/17/2025 | at Memphis | 2-3 | * | * | 1 | 0 | 2 | 5 | .200 | 3 | .600 | 0 | 1-1 | 0 | 0 | 66 |
| 08/21/2025 | UAB | 2-1 | * | * | 1 | 0 | 2 | 2 | .286 | 1 | .571 | 0 | 1-1 | 0 | 0 | 62 |
| 08/24/2025 | at Southern Miss. | 1-0 | * | * | 1 | 0 | 2 | 1 | .375 | 1 | .625 | 1 | 0-0 | 0 | 0 | 50 |
| 08/28/2025 | UT Martin | 1-0 | * | * | 0 | 0 | 0 | 2 | .300 | 0 | .500 | 0 | 0-0 | 0 | 0 | 60 |
| 09/04/2025 | Louisiana | 1-0 | * | * | 0 | 0 | 0 | 3 | .231 | 1 | .462 | 0 | 0-0 | 0 | 0 | 61 |
| 09/12/2025 | Auburn | 1-1 | * | * | 0 | 1 | 1 | 0 | .231 | 0 | .462 | 0 | 0-0 | 0 | 0 | 66 |
| 09/18/2025 | at South Carolina | 0-4 | * | * | 0 | 0 | 0 | 2 | .200 | 1 | .467 | 0 | 0-0 | 0 | 0 | 62 |
| 09/21/2025 | Georgia | 1-4 | * | * | 0 | 0 | 0 | 1 | .188 | 1 | .500 | 0 | 0-0 | 0 | 0 | 62 |
| Totals | | | 9-13 | 8 | 8 | 3 | 1 | 7 | .188 | 8 | .500 | 1 | 2-2 | 0 | 0 | 487 |

Player Averages

| Games Played | Shots per game | Assists per game | Goals per game | Points per game |
|--------------|----------------|------------------|----------------|-----------------|
| 8 | 2.00 | 0.13 | 0.38 | 0.88 |

SEASON HIGHS

- ▶ Minutes: 66, 2x, MR vs. Auburn (9/12/25)
- ▶ Goals: 1, 3x, MR at Southern Miss (8/24/25)
- ▶ Assists: 1, vs. Auburn (9/12/25)
- ▶ Shots: 5, at Memphis (8/17/25)
- ▶ SOG: 3, at Memphis (8/17/25)

CAREER HIGHS

- ▶ Minutes: 90, vs. No. 3 Miss. State (10/18/24)
- ▶ Goals: 1, 4x, MR at Southern Miss (8/24/25)
- ▶ Assists: 1, 4x, MR vs. Auburn (9/12/25)
- ▶ Shots: 5, at Memphis (8/17/25)
- ▶ SOG: 3, at Memphis (8/17/25)

RAMSDEN'S CAREER STATS

| Year | GP | G | A | Pts | Shots | Shot% | SOG | SOG% | GW | PK-Att |
|-------|----|---|---|-----|-------|-------|-----|------|----|--------|
| 2024 | 19 | 1 | 3 | 5 | 10 | .100 | 5 | .500 | 0 | 0-0 |
| 2025 | 8 | 3 | 1 | 7 | 16 | .188 | 8 | .500 | 1 | 2-2 |
| TOTAL | 27 | 4 | 4 | 12 | 26 | .154 | 13 | .500 | 1 | 2-2 |



14

BELLA GRAY

FR | MF | OGDEN, UTAH | OGDEN

GAME-BY-GAME STATS

| Date | Opponent | SCORE | GP | GS | G | A | PTS | SH | SH% | SOG | SOG% | GW | PK-ATT | YC | RC | MIN |
|------------|-------------------|-------|------|----|---|---|-----|----|------|-----|-------|----|--------|----|----|-----|
| 08/17/2025 | at Memphis | 2-3 | * | | 0 | 0 | 0 | 0 | .000 | 0 | .000 | 0 | 0-0 | 0 | 0 | 12 |
| 08/21/2025 | UAB | 2-1 | * | | 0 | 0 | 0 | 1 | .000 | 1 | 1.000 | 0 | 0-0 | 0 | 0 | 33 |
| 08/24/2025 | at Southern Miss. | 1-0 | * | | 0 | 0 | 0 | 0 | .000 | 0 | 1.000 | 0 | 0-0 | 0 | 0 | 43 |
| 08/28/2025 | UT Martin | 1-0 | * | | 0 | 0 | 0 | 2 | .000 | 0 | .333 | 0 | 0-0 | 2 | 1 | 29 |
| 09/18/2025 | at South Carolina | 0-4 | * | | 0 | 0 | 0 | 1 | .000 | 1 | .500 | 0 | 0-0 | 0 | 0 | 31 |
| 09/21/2025 | Georgia | 1-4 | * | | 0 | 0 | 0 | 0 | .000 | 0 | .500 | 0 | 0-0 | 0 | 0 | 7 |
| Totals | | | 7-12 | 6 | 0 | 0 | 0 | 4 | .000 | 2 | .500 | 0 | 0-0 | 2 | 1 | 152 |

Player Averages

| Games Played | Shots per game | Assists per game | Goals per game | Points per game |
|--------------|----------------|------------------|----------------|-----------------|
| 6 | 0.67 | 0.00 | 0.00 | 0.00 |

SEASON HIGHS

- ▶ Minutes: 42, at Southern Miss (8/24/25)
- ▶ Goals:
- ▶ Assists:
- ▶ Shots: 2, vs. UT Martin (8/28/25)
- ▶ SOG: 1, 2x, MR at No. 15 South Carolina

CAREER HIGHS

- ▶ Minutes: 42, at Southern Miss (8/24/25)
- ▶ Goals:
- ▶ Assists:
- ▶ Shots: 2, vs. UT Martin (8/28/25)
- ▶ SOG: 1, 2x, MR at No. 15 South Carolina

GRAY'S CAREER STATS

| Year | GP | G | A | Pts | Shots | Shot% | SOG | SOG% | GW | PK-Att |
|-------|----|---|---|-----|-------|-------|-----|------|----|--------|
| 2025 | 6 | | | | 4 | .000 | 2 | .500 | | |
| TOTAL | 6 | | | | 4 | .000 | 2 | .500 | | |



15

AT B L I N C O E

SO | D | BARDSTOWN, KY. | BARDSTOWN

GAME-BY-GAME STATS

| Date | Opponent | SCORE | GP | GS | G | A | PTS | SH | SH% | SOG | SOG% | GW | PK-ATT | YC | RC | MIN |
|------------|-------------------|-------|----|----|---|---|-----|----|------|-----|------|----|--------|----|----|-----|
| 08/17/2025 | at Memphis | 2-3 | * | * | 0 | 0 | 0 | 0 | .000 | 0 | .000 | 0 | 0-0 | 0 | 0 | 90 |
| 08/21/2025 | UAB | 2-1 | * | * | 0 | 0 | 0 | 1 | .000 | 0 | .000 | 0 | 0-0 | 0 | 0 | 80 |
| 08/24/2025 | at Southern Miss. | 1-0 | * | * | 0 | 0 | 0 | 0 | .000 | 0 | .000 | 0 | 0-0 | 0 | 0 | 51 |
| 08/28/2025 | UT Martin | 1-0 | * | * | 1 | 0 | 2 | 1 | .500 | 1 | .500 | 1 | 0-0 | 0 | 0 | 54 |
| 09/04/2025 | Louisiana | 1-0 | * | * | 0 | 0 | 0 | 0 | .500 | 0 | .500 | 0 | 0-0 | 1 | 0 | 89 |
| 09/12/2025 | Auburn | 1-1 | * | * | 0 | 0 | 0 | 0 | .500 | 0 | .500 | 0 | 0-0 | 0 | 0 | 90 |
| 09/18/2025 | at South Carolina | 0-4 | * | * | 0 | 0 | 0 | 0 | .500 | 0 | .500 | 0 | 0-0 | 0 | 0 | 60 |
| 09/21/2025 | Georgia | 1-4 | * | * | 0 | 1 | 1 | 0 | .500 | 0 | .500 | 0 | 0-0 | 0 | 0 | 90 |
| Totals | | 9-13 | 8 | 8 | 1 | 1 | 3 | 2 | .500 | 1 | .500 | 1 | 0-0 | 1 | 0 | 603 |

SEASON HIGHS

▶ Minutes: 90, 3x, MR vs. No. 21 Georgia (9/21/25)

▶ Goals: 1, vs. UT Martin (8/28/25)

▶ Assists: 1, vs. No. 21 Georgia (9/21/25)

▶ Shots: 1, 2x, MR vs. UT Martin (8/28/25)

▶ SOG: 1, vs. UT Martin (8/28/25)

CAREER HIGHS

▶ Minutes: 90, 16x, MR vs. No. 21 Georgia (9/21/25)

▶ Goals: 1, vs. UT Martin (8/28/25)

▶ Assists: 1, vs. No. 21 Georgia (9/21/25)

▶ Shots: 1, 3x, MR vs. UT Martin (8/28/25)

▶ SOG: 1, vs. UT Martin (8/28/25)

BLINCOE'S CAREER STATS

| Year | GP | G | A | Pts | Shots | Shot% | SOG | SOG% | GW | PK-Att |
|-------|----|---|---|-----|-------|-------|-----|------|----|--------|
| 2024 | 19 | 0 | 0 | 0 | 1 | .000 | 0 | .000 | 0 | 0-0 |
| 2025 | 8 | 1 | 1 | 3 | 2 | .500 | 1 | .500 | 1 | |
| TOTAL | 27 | 1 | 1 | 3 | 3 | .333 | 1 | .333 | 1 | 0-0 |



16

PEYTON DYESS

SO | D | LEWISVILLE, TEXAS | TEXAS TECH

GAME-BY-GAME STATS

| Date | Opponent | SCORE | GP | GS | G | A | PTS | SH | SH% | SOG | SOG% | GW | PK-ATT | YC | RC | MIN |
|------------|-------------------|-------|------|----|---|---|-----|----|------|-----|------|----|--------|----|----|-----|
| 08/17/2025 | at Memphis | 2-3 | * | | 0 | 0 | 0 | 0 | .000 | 0 | .000 | 0 | 0-0 | 0 | 0 | 10 |
| 08/21/2025 | UAB | 2-1 | * | | 0 | 0 | 0 | 1 | .000 | 0 | .000 | 0 | 0-0 | 1 | 0 | 40 |
| 08/24/2025 | at Southern Miss. | 1-0 | * | * | 0 | 0 | 0 | 0 | .000 | 0 | .000 | 0 | 0-0 | 0 | 0 | 50 |
| 08/28/2025 | UT Martin | 1-0 | * | * | 0 | 0 | 0 | 0 | .000 | 0 | .000 | 0 | 0-0 | 0 | 0 | 47 |
| 09/04/2025 | Louisiana | 1-0 | * | * | 0 | 0 | 0 | 1 | .000 | 0 | .000 | 0 | 0-0 | 0 | 0 | 60 |
| 09/12/2025 | Auburn | 1-1 | * | | 0 | 0 | 0 | 0 | .000 | 0 | .000 | 0 | 0-0 | 0 | 0 | 42 |
| 09/18/2025 | at South Carolina | 0-4 | * | * | 0 | 0 | 0 | 0 | .000 | 0 | .000 | 0 | 0-0 | 0 | 0 | 39 |
| 09/21/2025 | Georgia | 1-4 | * | | 0 | 0 | 0 | 0 | .000 | 0 | .000 | 0 | 0-0 | 0 | 0 | 42 |
| Totals | | | 9-13 | 8 | 4 | 0 | 0 | 2 | .000 | 0 | .000 | 0 | 0-0 | 1 | 0 | 326 |

SEASON HIGHS

▶ Minutes: 59, vs. Louisiana (9/4/25)

▶ Goals:

▶ Assists:

▶ Shots: 1, 2x, MR vs. Louisiana (9/4/25)

▶ SOG:

CAREER HIGHS

▶ Minutes: 59, vs. Louisiana (9/4/25)

▶ Goals: 1, at Houston (9/29/24)

▶ Assists: 2, at St. Bonaventure (8/22/24)

▶ Shots: 1, 4x MR vs. Louisiana (9/4/25)

▶ SOG: 1, 2x MR at Houston (9/29/24)

DYESS'S CAREER STATS

| Year | GP | G | A | Pts | Shots | Shot% | SOG | SOG% | GW | PK-Att |
|-------|----|---|---|-----|-------|-------|-----|-------|----|--------|
| 2024 | 16 | 1 | 2 | 4 | 2 | .500 | 2 | 1.000 | 0 | 0-0 |
| 2025 | 8 | | | | 2 | .000 | | .000 | | |
| TOTAL | 24 | 1 | 2 | 4 | 4 | .250 | 2 | .500 | 0 | 0-0 |



17

GRACE SMITH

SO | MF | CYPRESS, TEXAS | CY-FAIR

SEASON HIGHS

▶ Minutes: 80, vs. No. 21 Georgia (9/21/25)

▶ Goals:

▶ Assists:

▶ Shots:

▶ SOG:

CAREER HIGHS

▶ Minutes: 90, 4x, MR at Oklahoma (10/24/24)

▶ Goals:

▶ Assists:

▶ Shots: 1, at Oklahoma (10/24/24)

▶ SOG: 1, at Oklahoma (10/24/24)

| GAME-BY-GAME STATS | | | | | | | | | | | | | | | | |
|--------------------|-------------------|-------|------|----|---|---|-----|----|------|-----|------|----|--------|----|----|-----|
| Date | Opponent | SCORE | GP | GS | G | A | PTS | SH | SH% | SOG | SOG% | GW | PK-ATT | YC | RC | MIN |
| 08/17/2025 | at Memphis | 2-3 | * | | 0 | 0 | 0 | 0 | .000 | 0 | .000 | 0 | 0-0 | 0 | 0 | 23 |
| 08/21/2025 | UAB | 2-1 | * | | 0 | 0 | 0 | 0 | .000 | 0 | .000 | 0 | 0-0 | 0 | 0 | 39 |
| 08/24/2025 | at Southern Miss. | 1-0 | * | * | 0 | 0 | 0 | 0 | .000 | 0 | .000 | 0 | 0-0 | 0 | 0 | 51 |
| 08/28/2025 | UT Martin | 1-0 | * | | 0 | 0 | 0 | 0 | .000 | 0 | .000 | 0 | 0-0 | 0 | 0 | 37 |
| 09/04/2025 | Louisiana | 1-0 | * | | 0 | 0 | 0 | 0 | .000 | 0 | .000 | 0 | 0-0 | 0 | 0 | 49 |
| 09/12/2025 | Auburn | 1-1 | * | * | 0 | 0 | 0 | 0 | .000 | 0 | .000 | 0 | 0-0 | 1 | 0 | 51 |
| 09/18/2025 | at South Carolina | 0-4 | * | * | 0 | 0 | 0 | 0 | .000 | 0 | .000 | 0 | 0-0 | 0 | 0 | 57 |
| 09/21/2025 | Georgia | 1-4 | * | * | 0 | 0 | 0 | 0 | .000 | 0 | .000 | 0 | 0-0 | 0 | 0 | 80 |
| Totals | | | 9-13 | 8 | 4 | 0 | 0 | 0 | .000 | 0 | .000 | 0 | 0-0 | 1 | 0 | 383 |

Player Averages

| Games Played | Shots per game | Assists per game | Goals per game | Points per game |
|--------------|----------------|------------------|----------------|-----------------|
| 8 | 0.00 | 0.00 | 0.00 | 0.00 |

| SMITH'S CAREER STATS | | | | | | | | | | |
|----------------------|----|---|---|-----|-------|-------|-----|-------|----|--------|
| Year | GP | G | A | Pts | Shots | Shot% | SOG | SOG% | GW | PK-Att |
| 2024 | 16 | 0 | 0 | 0 | 1 | .000 | 1 | 1.000 | 0 | 0-0 |
| 2025 | 8 | | | | | | | | | |
| TOTAL | 24 | 0 | 0 | 0 | 1 | .000 | 1 | 1.000 | 0 | 0-0 |



18

TIMEA THOREL

FR | MF | CLAMART, FRANCE | LYCÉE LES ARCADES, DIJON

SEASON HIGHS

▶ Minutes: 62, vs. No. 21 Georgia (9/21/25)

▶ Goals:

▶ Assists:

▶ Shots: 1, at No. 15 South Carolina (9/18/25)

▶ SOG: 1, at No. 15 South Carolina (9/18/25)

CAREER HIGHS

▶ Minutes: 62, vs. No. 21 Georgia (9/21/25)

▶ Goals:

▶ Assists:

▶ Shots: 1, at No. 15 South Carolina (9/18/25)

▶ SOG: 1, at No. 15 South Carolina (9/18/25)

| GAME-BY-GAME STATS | | | | | | | | | | | | | | | | |
|--------------------|-------------------|-------|-----|----|---|---|-----|----|------|------|-------|-------|--------|-----|----|-----|
| Date | Opponent | SCORE | GP | GS | G | A | PTS | SH | SH% | SOG | SOG% | GW | PK-ATT | YC | RC | MIN |
| 09/12/2025 | Auburn | 1-1 | * | | 0 | 0 | 0 | 0 | .000 | 0 | .000 | 0 | 0-0 | 0 | 0 | 56 |
| 09/18/2025 | at South Carolina | 0-4 | * | | 0 | 0 | 0 | 1 | .000 | 1 | 1.000 | 0 | 0-0 | 0 | 0 | 39 |
| 09/21/2025 | Georgia | 1-4 | * | * | 0 | 0 | 0 | 0 | .000 | 0 | 1.000 | 0 | 0-0 | 0 | 0 | 62 |
| Totals | | | 2-9 | 3 | 1 | 0 | 0 | 0 | 1 | .000 | 1 | 1.000 | 0 | 0-0 | 0 | 156 |

Player Averages

| Games Played | Shots per game | Assists per game | Goals per game | Points per game |
|--------------|----------------|------------------|----------------|-----------------|
| 3 | 0.33 | 0.00 | 0.00 | 0.00 |

| THOREL'S CAREER STATS | | | | | | | | | | |
|-----------------------|----|---|---|-----|-------|-------|-----|-------|----|--------|
| Year | GP | G | A | Pts | Shots | Shot% | SOG | SOG% | GW | PK-Att |
| 2025 | 3 | | | | 1 | .000 | 1 | 1.000 | | |
| TOTAL | 3 | | | | 1 | .000 | 1 | 1.000 | | |



19 BEKAH ALLEN

FR | MF | CLARKSVILLE, TENN. | CLARKSVILLE

GAME-BY-GAME STATS

SEASON HIGHS

▶ Minutes:

▶ Goals:

▶ Assists:

▶ Shots:

▶ SOG:

CAREER HIGHS

▶ Minutes:

▶ Goals:

▶ Assists:

▶ Shots:

▶ SOG:

| ALLEN'S CAREER STATS | | | | | | | | | | |
|----------------------|----|---|---|-----|-------|-------|-----|------|----|--------|
| Year | GP | G | A | Pts | Shots | Shot% | SOG | SOG% | GW | PK-Att |
| 2025 | | | | | | | | | | |
| TOTAL | | | | | | | | | | |



20 MARI KETTEN BRINK

JR | D | FOLSOM, CALIF. | UC RIVERSIDE

GAME-BY-GAME STATS

| Date | Opponent | SCORE | GP | GS | G | A | PTS | SH | SH% | SOG | SOG% | GW | PK-ATT | YC | RC | MIN |
|------------|-------------------|-------|----|----|---|---|-----|----|------|-----|-------|----|--------|----|----|-----|
| 08/17/2025 | at Memphis | 2-3 | * | * | 0 | 0 | 0 | 0 | .000 | 0 | .000 | 0 | 0-0 | 0 | 0 | 66 |
| 08/21/2025 | UAB | 2-1 | * | * | 0 | 0 | 0 | 0 | .000 | 0 | .000 | 0 | 0-0 | 0 | 0 | 60 |
| 08/24/2025 | at Southern Miss. | 1-0 | * | | 0 | 0 | 0 | 1 | .000 | 1 | 1.000 | 0 | 0-0 | 0 | 0 | 40 |
| 08/28/2025 | UT Martin | 1-0 | * | * | 0 | 0 | 0 | 0 | .000 | 0 | 1.000 | 0 | 0-0 | 0 | 0 | 54 |
| 09/04/2025 | Louisiana | 1-0 | * | * | 0 | 0 | 0 | 0 | .000 | 0 | 1.000 | 0 | 0-0 | 0 | 0 | 65 |
| 09/12/2025 | Auburn | 1-1 | * | * | 0 | 0 | 0 | 0 | .000 | 0 | 1.000 | 0 | 0-0 | 0 | 0 | 74 |
| 09/18/2025 | at South Carolina | 0-4 | * | | 0 | 0 | 0 | 0 | .000 | 0 | 1.000 | 0 | 0-0 | 0 | 0 | 59 |
| 09/21/2025 | Georgia | 1-4 | * | * | 0 | 0 | 0 | 0 | .000 | 0 | 1.000 | 0 | 0-0 | 0 | 0 | 90 |
| Totals | | 9-13 | 8 | 6 | 0 | 0 | 0 | 1 | .000 | 1 | 1.000 | 0 | 0-0 | 0 | 0 | 506 |

| Player Averages | | | | |
|-----------------|----------------|------------------|----------------|-----------------|
| Games Played | Shots per game | Assists per game | Goals per game | Points per game |
| 8 | 0.13 | 0.00 | 0.00 | 0.00 |

SEASON HIGHS

▶ Minutes: 90, vs. No. 21 Georgia (9/21/25)

▶ Goals:

▶ Assists:

▶ Shots: 1, at Southern Miss (8/24/25)

▶ SOG: 1, at Southern Miss (8/24/25)

CAREER HIGHS

▶ Minutes: 90, 33x MR vs. No. 21 Georgia (9/21/25)

▶ Goals: 1, 2x MR vs. CSUN (10/17/24)

▶ Assists:

▶ Shots: 2, 3x MR at Hawaii (10/20/24)

▶ SOG: 2, 2x MR at Hawaii (10/20/24)

| TEN BRINK'S CAREER STATS | | | | | | | | | | |
|--------------------------|----|---|---|-----|-------|-------|-----|-------|----|--------|
| Year | GP | G | A | Pts | Shots | Shot% | SOG | SOG% | GW | PK-Att |
| 2022 | 0 | 0 | 0 | 0 | 0 | .000 | 0 | .000 | 0 | 0-0 |
| 2023 | 16 | 0 | 0 | 0 | 4 | .000 | 2 | .500 | 0 | 0-0 |
| 2024 | 19 | 2 | 0 | 4 | 8 | .250 | 7 | .875 | 0 | 1-1 |
| 2025 | 8 | | | | 1 | .000 | 1 | 1.000 | | |
| TOTAL | 43 | 2 | 0 | 4 | 13 | .154 | 10 | .769 | 0 | 1-1 |



21

TAYLOR HOWARTH

RFR | MF | PRESTON, ENGLAND | CARDINAL NEWMAN

SEASON HIGHS

▶ Minutes: 40, at Southern Miss (8/24/25)

▶ Goals:

▶ Assists:

▶ Shots: 1, 3x, MR vs. UT Martin (8/28/25)

▶ SOG:

CAREER HIGHS

▶ Minutes: 40, at Southern Miss (8/24/25)

▶ Goals:

▶ Assists:

▶ Shots: 1, 3x, MR vs. UT Martin (8/28/25)

▶ SOG:

| GAME-BY-GAME STATS | | | | | | | | | | | | | | | | |
|--------------------|-------------------|-------|----|----|---|---|-----|----|------|-----|------|----|--------|----|----|-----|
| Date | Opponent | SCORE | GP | GS | G | A | PTS | SH | SH% | SOG | SOG% | GW | PK-ATT | YC | RC | MIN |
| 08/21/2025 | UAB | 2-1 | * | | 0 | 0 | 0 | 1 | .000 | 0 | .000 | 0 | 0-0 | 0 | 0 | 39 |
| 08/24/2025 | at Southern Miss. | 1-0 | * | * | 0 | 0 | 0 | 1 | .000 | 0 | .000 | 0 | 0-0 | 0 | 0 | 40 |
| 08/28/2025 | UT Martin | 1-0 | * | | 0 | 0 | 0 | 1 | .000 | 0 | .000 | 0 | 0-0 | 0 | 0 | 30 |
| 09/04/2025 | Louisiana | 1-0 | * | | 0 | 0 | 0 | 0 | .000 | 0 | .000 | 0 | 0-0 | 0 | 0 | 23 |
| 09/12/2025 | Auburn | 1-1 | * | | 0 | 0 | 0 | 0 | .000 | 0 | .000 | 0 | 0-0 | 0 | 0 | 2 |
| 09/18/2025 | at South Carolina | 0-4 | * | | 0 | 0 | 0 | 0 | .000 | 0 | .000 | 0 | 0-0 | 0 | 0 | 6 |
| Totals | | 6-6 | 6 | 1 | 0 | 0 | 0 | 3 | .000 | 0 | .000 | 0 | 0-0 | 0 | 0 | 137 |

| Player Averages | | | | |
|-----------------|----------------|------------------|----------------|-----------------|
| Games Played | Shots per game | Assists per game | Goals per game | Points per game |
| 6 | 0.50 | 0.00 | 0.00 | 0.00 |

| HOWARTH'S CAREER STATS | | | | | | | | | | |
|------------------------|----|---|---|-----|-------|-------|-----|------|----|--------|
| Year | GP | G | A | Pts | Shots | Shot% | SOG | SOG% | GW | PK-Att |
| 2024 | 0 | 0 | 0 | 0 | 0 | .000 | 0 | .000 | 0 | 0-0 |
| 2025 | 6 | | | | 3 | .000 | | .000 | | |
| TOTAL | 6 | | | | 3 | .000 | | .000 | | |



22

RYANN REYNOLDS

JR | F | SNOHOMISH, WASH. | KANSAS STATE

SEASON HIGHS

▶ Minutes: 62, vs. Louisiana (9/4/25)

▶ Goals:

▶ Assists:

▶ Shots: 2, vs. UT Martin (8/28/25)

▶ SOG: 1, vs. UT Martin (8/28/25)

CAREER HIGHS

▶ Minutes: 83, vs. Washington State (10/29/23)

▶ Goals: 2, 2x MR vs. Green Bay (8/29/24)

▶ Assists: 1, 2x MR vs. Green Bay (8/29/24)

▶ Shots: 4, 3x MR at Iowa State (10/6/24)

▶ SOG: 3, 2x MR vs. South Dakota (9/1/24)

| GAME-BY-GAME STATS | | | | | | | | | | | | | | | | |
|--------------------|-------------------|-------|----|----|---|---|-----|----|------|-----|------|----|--------|----|----|-----|
| Date | Opponent | SCORE | GP | GS | G | A | PTS | SH | SH% | SOG | SOG% | GW | PK-ATT | YC | RC | MIN |
| 08/17/2025 | at Memphis | 2-3 | * | | 0 | 0 | 0 | 0 | .000 | 0 | .000 | 0 | 0-0 | 1 | 0 | 32 |
| 08/21/2025 | UAB | 2-1 | * | | 0 | 0 | 0 | 1 | .000 | 0 | .000 | 0 | 0-0 | 0 | 0 | 34 |
| 08/24/2025 | at Southern Miss. | 1-0 | * | | 0 | 0 | 0 | 0 | .000 | 0 | .000 | 0 | 0-0 | 0 | 0 | 46 |
| 08/28/2025 | UT Martin | 1-0 | * | | 0 | 0 | 0 | 2 | .000 | 1 | .333 | 0 | 0-0 | 0 | 0 | 43 |
| 09/04/2025 | Louisiana | 1-0 | * | | 0 | 0 | 0 | 1 | .000 | 0 | .250 | 0 | 0-0 | 0 | 0 | 62 |
| 09/12/2025 | Auburn | 1-1 | * | * | 0 | 0 | 0 | 0 | .000 | 0 | .250 | 0 | 0-0 | 0 | 0 | 42 |
| 09/18/2025 | at South Carolina | 0-4 | * | | 0 | 0 | 0 | 0 | .000 | 0 | .250 | 0 | 0-0 | 0 | 0 | 52 |
| 09/21/2025 | Georgia | 1-4 | * | | 0 | 0 | 0 | 0 | .000 | 0 | .250 | 0 | 0-0 | 0 | 0 | 17 |
| Totals | | 9-13 | 8 | 1 | 0 | 0 | 0 | 4 | .000 | 1 | .250 | 0 | 0-0 | 1 | 0 | 324 |

| Player Averages | | | | |
|-----------------|----------------|------------------|----------------|-----------------|
| Games Played | Shots per game | Assists per game | Goals per game | Points per game |
| 8 | 0.50 | 0.00 | 0.00 | 0.00 |

| REYNOLDS'S CAREER STATS | | | | | | | | | | |
|-------------------------|----|---|---|-----|-------|-------|-----|------|----|--------|
| Year | GP | G | A | Pts | Shots | Shot% | SOG | SOG% | GW | PK-Att |
| 2023 | 17 | 2 | 1 | 5 | 16 | .125 | 6 | .375 | 0 | 0-0 |
| 2024 | 18 | 4 | 1 | 9 | 28 | .143 | 16 | .571 | 1 | 0-0 |
| 2025 | 8 | | | | 4 | .000 | 1 | .250 | | |
| TOTAL | 43 | 6 | 2 | 14 | 48 | .125 | 23 | .479 | 1 | 0-0 |



23

EMERSON ANDREWS

SO | D | HIGHLAND PARK, TEXAS | KENTUCKY

SEASON HIGHS

▶ Minutes: 65, at No. 15 South Carolina (9/18/25)

▶ Goals:

▶ Assists:

▶ Shots: 1, vs. UAB (8/21/25)

▶ SOG: 1, vs. UAB (8/21/25)

CAREER HIGHS

▶ Minutes: 65, at No. 15 South Carolina (9/18/25)

▶ Goals:

▶ Assists:

▶ Shots: 1, vs. UAB (8/21/25)

▶ SOG: 1, vs. UAB (8/21/25)

GAME-BY-GAME STATS

| Date | Opponent | SCORE | GP | GS | G | A | PTS | SH | SH% | SOG | SOG% | GW | PK-ATT | YC | RC | MIN |
|------------|-------------------|-------|----|----|---|---|-----|----|------|-----|-------|----|--------|----|----|-----|
| 08/21/2025 | UAB | 2-1 | * | | 0 | 0 | 0 | 1 | .000 | 1 | 1.000 | 0 | 0-0 | 0 | 0 | 10 |
| 08/24/2025 | at Southern Miss. | 1-0 | * | | 0 | 0 | 0 | 0 | .000 | 0 | 1.000 | 0 | 0-0 | 0 | 0 | 34 |
| 08/28/2025 | UT Martin | 1-0 | * | | 0 | 0 | 0 | 0 | .000 | 0 | 1.000 | 0 | 0-0 | 0 | 0 | 32 |
| 09/04/2025 | Louisiana | 1-0 | * | * | 0 | 0 | 0 | 0 | .000 | 0 | 1.000 | 0 | 0-0 | 0 | 0 | 42 |
| 09/12/2025 | Auburn | 1-1 | * | | 0 | 0 | 0 | 0 | .000 | 0 | 1.000 | 0 | 0-0 | 0 | 0 | 21 |
| 09/18/2025 | at South Carolina | 0-4 | * | * | 0 | 0 | 0 | 0 | .000 | 0 | 1.000 | 0 | 0-0 | 0 | 0 | 65 |
| 09/21/2025 | Georgia | 1-4 | * | | 0 | 0 | 0 | 0 | .000 | 0 | 1.000 | 0 | 0-0 | 0 | 0 | 4 |
| Totals | | 7-10 | 7 | 2 | 0 | 0 | 0 | 1 | .000 | 1 | 1.000 | 0 | 0-0 | 0 | 0 | 204 |

Player Averages

| Games Played | Shots per game | Assists per game | Goals per game | Points per game |
|--------------|----------------|------------------|----------------|-----------------|
| 7 | 0.14 | 0.00 | 0.00 | 0.00 |

ANDREWS'S CAREER STATS

| Year | GP | G | A | Pts | Shots | Shot% | SOG | SOG% | GW | PK-Att |
|-------|----|---|---|-----|-------|-------|-----|-------|----|--------|
| 2024 | 4 | 0 | 0 | 0 | 0 | .000 | 0 | .000 | 0 | 0-0 |
| 2025 | 7 | | | | 1 | .000 | 1 | 1.000 | | |
| TOTAL | 11 | | | | 1 | .000 | 1 | 1.000 | | |



24

AVA CLONCE

FR | MF | ROSEVILLE, CALIF. | WOODCREEK

SEASON HIGHS

▶ Minutes:

▶ Goals:

▶ Assists:

▶ Shots:

▶ SOG:

CAREER HIGHS

▶ Minutes:

▶ Goals:

▶ Assists:

▶ Shots:

▶ SOG:

GAME-BY-GAME STATS

CLONCE'S CAREER STATS

| Year | GP | G | A | Pts | Shots | Shot% | SOG | SOG% | GW | PK-Att |
|-------|----|---|---|-----|-------|-------|-----|------|----|--------|
| 2025 | | | | | | | | | | |
| TOTAL | | | | | | | | | | |



26

ALLISON KOLSKI

JR | D | MESQUITE, TEXAS | MISSISSIPPI STATE

SEASON HIGHS

▶ Minutes: 90, 2x MR vs. No. 21 Georgia (9/21/25)

▶ Goals:

▶ Assists:

▶ Shots:

▶ SOG:

CAREER HIGHS

▶ Minutes: 90, 2x, MR vs. No. 21 Georgia (9/21/25)

▶ Goals:

▶ Assists:

▶ Shots:

▶ SOG:

GAME-BY-GAME STATS

| Date | Opponent | SCORE | GP | GS | G | A | PTS | SH | SH% | SOG | SOG% | GW | PK-ATT | YC | RC | MIN |
|------------|-------------------|-------|----|----|---|---|-----|----|------|-----|------|----|--------|----|----|-----|
| 08/17/2025 | at Memphis | 2-3 | * | * | 0 | 0 | 0 | 0 | .000 | 0 | .000 | 0 | 0-0 | 0 | 0 | 90 |
| 08/21/2025 | UAB | 2-1 | * | * | 0 | 0 | 0 | 0 | .000 | 0 | .000 | 0 | 0-0 | 0 | 0 | 68 |
| 08/24/2025 | at Southern Miss. | 1-0 | * | | 0 | 0 | 0 | 0 | .000 | 0 | .000 | 0 | 0-0 | 0 | 0 | 40 |
| 08/28/2025 | UT Martin | 1-0 | * | | 0 | 0 | 0 | 0 | .000 | 0 | .000 | 0 | 0-0 | 0 | 0 | 65 |
| 09/04/2025 | Louisiana | 1-0 | * | * | 0 | 0 | 0 | 0 | .000 | 0 | .000 | 0 | 0-0 | 0 | 0 | 71 |
| 09/12/2025 | Auburn | 1-1 | * | * | 0 | 0 | 0 | 0 | .000 | 0 | .000 | 0 | 0-0 | 0 | 0 | 90 |
| 09/18/2025 | at South Carolina | 0-4 | * | * | 0 | 0 | 0 | 0 | .000 | 0 | .000 | 0 | 0-0 | 0 | 0 | 60 |
| 09/21/2025 | Georgia | 1-4 | * | * | 0 | 0 | 0 | 0 | .000 | 0 | .000 | 0 | 0-0 | 0 | 0 | 90 |
| Totals | | 9-13 | 8 | 6 | 0 | 0 | 0 | 0 | .000 | 0 | .000 | 0 | 0-0 | 0 | 0 | 572 |

Player Averages

| Games Played | Shots per game | Assists per game | Goals per game | Points per game |
|--------------|----------------|------------------|----------------|-----------------|
| 8 | 0.00 | 0.00 | 0.00 | 0.00 |

KOLSKI'S CAREER STATS

| Year | GP | G | A | Pts | Shots | Shot% | SOG | SOG% | GW | PK-Att |
|-------|----|---|---|-----|-------|-------|-----|------|----|--------|
| 2023 | 0 | 0 | 0 | 0 | 0 | .000 | 0 | .000 | 0 | 0-0 |
| 2024 | 5 | 0 | 0 | 0 | 0 | .000 | 0 | .000 | 0 | 0-0 |
| 2025 | 8 | | | | | | | | | |
| TOTAL | 13 | | | | | | | | | |



27

ANDRI ALLEE

FR | D | STILLWATER, OKLA. | STILLWATER

SEASON HIGHS

▶ Minutes: 43, vs. UT Martin (8/28/25)

▶ Goals:

▶ Assists:

▶ Shots:

▶ SOG:

CAREER HIGHS

▶ Minutes: 43, vs. UT Martin (8/28/25)

▶ Goals:

▶ Assists:

▶ Shots:

▶ SOG:

GAME-BY-GAME STATS

| Date | Opponent | SCORE | GP | GS | G | A | PTS | SH | SH% | SOG | SOG% | GW | PK-ATT | YC | RC | MIN |
|------------|-------------------|-------|----|----|---|---|-----|----|------|-----|------|----|--------|----|----|-----|
| 08/24/2025 | at Southern Miss. | 1-0 | * | | 0 | 0 | 0 | 0 | .000 | 0 | .000 | 0 | 0-0 | 0 | 0 | 32 |
| 08/28/2025 | UT Martin | 1-0 | * | | 0 | 0 | 0 | 0 | .000 | 0 | .000 | 0 | 0-0 | 0 | 0 | 44 |
| 09/04/2025 | Louisiana | 1-0 | * | | 0 | 0 | 0 | 0 | .000 | 0 | .000 | 0 | 0-0 | 0 | 0 | 31 |
| 09/18/2025 | at South Carolina | 0-4 | * | | 0 | 0 | 0 | 0 | .000 | 0 | .000 | 0 | 0-0 | 0 | 0 | 17 |
| Totals | | 3-4 | 4 | 0 | 0 | 0 | 0 | 0 | .000 | 0 | .000 | 0 | 0-0 | 0 | 0 | 123 |

Player Averages

| Games Played | Shots per game | Assists per game | Goals per game | Points per game |
|--------------|----------------|------------------|----------------|-----------------|
| 4 | 0.00 | 0.00 | 0.00 | 0.00 |

ALLEE'S CAREER STATS

| Year | GP | G | A | Pts | Shots | Shot% | SOG | SOG% | GW | PK-Att |
|-------|----|---|---|-----|-------|-------|-----|------|----|--------|
| 2025 | 4 | | | | | | | | | |
| TOTAL | 4 | | | | | | | | | |



28

SYDNEY TORRES

FR | MF | WEST VALLEY CITY, UTAH | COPPER HILLS

SEASON HIGHS

▶ Minutes: 79, at Memphis (8/17/25)

▶ Goals:

▶ Assists:

▶ Shots: 1, 2x, MR vs. UT Martin (8/28/25)

▶ SOG:

CAREER HIGHS

▶ Minutes: 79, at Memphis (8/17/25)

▶ Goals:

▶ Assists:

▶ Shots: 1, 2x, MR vs. UT Martin (8/28/25)

▶ SOG:

| GAME-BY-GAME STATS | | | | | | | | | | | | | | | | |
|--------------------|-------------------|-------|----|----|---|---|-----|----|------|-----|------|----|--------|----|----|-----|
| Date | Opponent | SCORE | GP | GS | G | A | PTS | SH | SH% | SOG | SOG% | GW | PK-ATT | YC | RC | MIN |
| 08/17/2025 | at Memphis | 2-3 | * | * | 0 | 0 | 0 | 0 | .000 | 0 | .000 | 0 | 0-0 | 0 | 0 | 79 |
| 08/21/2025 | UAB | 2-1 | * | * | 0 | 0 | 0 | 1 | .000 | 0 | .000 | 0 | 0-0 | 0 | 0 | 41 |
| 08/24/2025 | at Southern Miss. | 1-0 | * | * | 0 | 0 | 0 | 0 | .000 | 0 | .000 | 0 | 0-0 | 0 | 0 | 40 |
| 08/28/2025 | UT Martin | 1-0 | * | * | 0 | 0 | 0 | 1 | .000 | 0 | .000 | 0 | 0-0 | 0 | 0 | 38 |
| 09/04/2025 | Louisiana | 1-0 | * | * | 0 | 0 | 0 | 0 | .000 | 0 | .000 | 0 | 0-0 | 0 | 0 | 30 |
| 09/12/2025 | Auburn | 1-1 | * | * | 0 | 0 | 0 | 0 | .000 | 0 | .000 | 0 | 0-0 | 0 | 0 | 19 |
| 09/18/2025 | at South Carolina | 0-4 | * | * | 0 | 0 | 0 | 0 | .000 | 0 | .000 | 0 | 0-0 | 0 | 0 | 31 |
| 09/21/2025 | Georgia | 1-4 | * | * | 0 | 0 | 0 | 0 | .000 | 0 | .000 | 0 | 0-0 | 0 | 0 | 13 |
| Totals | | 9-13 | 8 | 3 | 0 | 0 | 0 | 2 | .000 | 0 | .000 | 0 | 0-0 | 0 | 0 | 287 |

| Player Averages | | | | |
|-----------------|----------------|------------------|----------------|-----------------|
| Games Played | Shots per game | Assists per game | Goals per game | Points per game |
| 8 | 0.25 | 0.00 | 0.00 | 0.00 |

| TORRES'S CAREER STATS | | | | | | | | | |
|-----------------------|----|---|---|-----|-------|-------|-----|------|----|
| Year | GP | G | A | Pts | Shots | Shot% | SOG | SOG% | GW |
| 2025 | 8 | | | | 2 | .000 | | .000 | |
| TOTAL | 8 | | | | 2 | .000 | | .000 | |



31

YARIZA TREJO

JR | MF | MEMPHIS, TENN. | NORTHWEST MISSISSIPPI CC

SEASON HIGHS

▶ Minutes: 69, vs. Auburn (9/12/25)

▶ Goals:

▶ Assists:

▶ Shots:

▶ SOG:

CAREER HIGHS

▶ Minutes: 69, vs. Auburn (9/12/25)

▶ Goals:

▶ Assists:

▶ Shots:

▶ SOG:

| GAME-BY-GAME STATS | | | | | | | | | | | | | | | | |
|--------------------|-------------------|-------|----|----|---|---|-----|----|------|-----|------|----|--------|----|----|-----|
| Date | Opponent | SCORE | GP | GS | G | A | PTS | SH | SH% | SOG | SOG% | GW | PK-ATT | YC | RC | MIN |
| 08/17/2025 | at Memphis | 2-3 | * | * | 0 | 0 | 0 | 0 | .000 | 0 | .000 | 0 | 0-0 | 0 | 0 | 32 |
| 08/21/2025 | UAB | 2-1 | * | * | 0 | 0 | 0 | 0 | .000 | 0 | .000 | 0 | 0-0 | 0 | 0 | 47 |
| 08/24/2025 | at Southern Miss. | 1-0 | * | * | 0 | 0 | 0 | 0 | .000 | 0 | .000 | 0 | 0-0 | 0 | 0 | 51 |
| 08/28/2025 | UT Martin | 1-0 | * | * | 0 | 0 | 0 | 0 | .000 | 0 | .000 | 0 | 0-0 | 0 | 0 | 65 |
| 09/04/2025 | Louisiana | 1-0 | * | * | 0 | 0 | 0 | 0 | .000 | 0 | .000 | 0 | 0-0 | 0 | 0 | 65 |
| 09/12/2025 | Auburn | 1-1 | * | * | 0 | 0 | 0 | 0 | .000 | 0 | .000 | 0 | 0-0 | 0 | 0 | 69 |
| 09/18/2025 | at South Carolina | 0-4 | * | * | 0 | 0 | 0 | 0 | .000 | 0 | .000 | 0 | 0-0 | 0 | 0 | 47 |
| 09/21/2025 | Georgia | 1-4 | * | * | 0 | 0 | 0 | 0 | .000 | 0 | .000 | 0 | 0-0 | 0 | 0 | 29 |
| Totals | | 9-13 | 8 | 4 | 0 | 0 | 0 | 0 | .000 | 0 | .000 | 0 | 0-0 | 0 | 0 | 402 |

| Player Averages | | | | |
|-----------------|----------------|------------------|----------------|-----------------|
| Games Played | Shots per game | Assists per game | Goals per game | Points per game |
| 8 | 0.00 | 0.00 | 0.00 | 0.00 |

| TREJO'S CAREER STATS | | | | | | | | | |
|----------------------|----|---|---|-----|-------|-------|-----|------|----|
| Year | GP | G | A | Pts | Shots | Shot% | SOG | SOG% | GW |
| 2025 | 8 | | | | | | | | |
| TOTAL | 8 | | | | | | | | |



32

CASSIDY KUEHNE

FR | MF | CHAMBLEE, GA. | CHAMBLEE

GAME-BY-GAME STATS

| Date | Opponent | SCORE | GP | GS | G | A | PTS | SH | SH% | SOG | SOG% | GW | PK-ATT | YC | RC | MIN |
|------------|-------------------|-------|----|----|---|---|-----|----|------|-----|------|----|--------|----|----|-----|
| 08/17/2025 | at Memphis | 2-3 | * | * | 0 | 0 | 0 | 0 | .000 | 0 | .000 | 0 | 0-0 | 1 | 0 | 69 |
| 08/21/2025 | UAB | 2-1 | * | * | 0 | 0 | 0 | 4 | .000 | 0 | .000 | 0 | 0-0 | 0 | 0 | 74 |
| 08/24/2025 | at Southern Miss. | 1-0 | * | * | 0 | 0 | 0 | 0 | .000 | 0 | .000 | 0 | 0-0 | 0 | 0 | 57 |
| 08/28/2025 | UT Martin | 1-0 | * | * | 0 | 0 | 0 | 0 | .000 | 0 | .000 | 0 | 0-0 | 0 | 0 | 65 |
| 09/04/2025 | Louisiana | 1-0 | * | * | 0 | 0 | 0 | 3 | .000 | 0 | .000 | 0 | 0-0 | 0 | 0 | 51 |
| 09/12/2025 | Auburn | 1-1 | * | * | 0 | 0 | 0 | 0 | .000 | 0 | .000 | 0 | 0-0 | 0 | 0 | 74 |
| 09/18/2025 | at South Carolina | 0-4 | * | * | 0 | 0 | 0 | 1 | .000 | 0 | .000 | 0 | 0-0 | 0 | 0 | 71 |
| 09/21/2025 | Georgia | 1-4 | * | * | 0 | 0 | 0 | 2 | .000 | 1 | .100 | 0 | 0-0 | 1 | 0 | 87 |
| Totals | | 9-13 | 8 | 8 | 0 | 0 | 0 | 10 | .000 | 1 | .100 | 0 | 0-0 | 2 | 0 | 545 |

Player Averages

| Games Played | Shots per game | Assists per game | Goals per game | Points per game |
|--------------|----------------|------------------|----------------|-----------------|
| 8 | 1.25 | 0.00 | 0.00 | 0.00 |

SEASON HIGHS

- ▶ Minutes: 87, vs. No. 21 Georgia (9/21/25)
- ▶ Goals:
- ▶ Assists:
- ▶ Shots: 4, vs. UAB (8/21/25)
- ▶ SOG: 1, vs. No. 21 Georgia (9/21/25)

CAREER HIGHS

- ▶ Minutes: 87, vs. No. 21 Georgia (9/21/25)
- ▶ Goals:
- ▶ Assists:
- ▶ Shots: 4, vs. UAB (8/21/25)
- ▶ SOG: 1, vs. No. 21 Georgia (9/21/25)

KUEHNE'S CAREER STATS

| Year | GP | G | A | Pts | Shots | Shot% | SOG | SOG% | GW | PK-Att |
|-------|----|---|---|-----|-------|-------|-----|------|----|--------|
| 2025 | 8 | | | | 10 | .000 | 1 | .100 | | |
| TOTAL | 8 | | | | 10 | .000 | 1 | .100 | | |

MATCH-BY-MATCH STARTING XI

| | | | | | | | | | | | |
|--------------------------|----------|-----------|-----------|------------|----------|-----------|-----------|-----------|--------|--------|-------------|
| MVSU (Canceled) | | | | | | | | | | | |
| at Memphis | Granno | Marn | Rodriguez | Montgomery | Ramsden | Blincoe | Ten Brink | Kolski | Torres | Kuehne | O'Billovich |
| UAB | Erceg | Granno | Marn | Rodriguez | Ramsden | Blincoe | Ten Brink | Kolski | Trejo | Kuehne | O'Billovich |
| at Southern Miss | Ewing | Granno | Rodriguez | Ramsden | Blincoe | Dyess | Smith | Howarth | Torres | Kuehne | O'Billovich |
| UT Martin | Erceg | Granno | Rodriguez | Ramsden | Blincoe | Dyess | Ten Brink | Torres | Trejo | Kuehne | O'Billovich |
| Louisiana | Erceg | Granno | Rodriguez | Ramsden | Blincoe | Dyess | Ten Brink | Andrews | Kolski | Kuehne | O'Billovich |
| Auburn | Marn | Rodriguez | Ramsden | Blincoe | G. Smith | Ten Brink | Reynolds | Kolski | Trejo | Kuehne | O'Billovich |
| at No. 15 South Carolina | Erceg | Rodriguez | Ramsden | Blincoe | Dyess | G. Smith | Andrews | Kolski | Trejo | Kuehne | O'Billovich |
| No. 21 Georgia | K. Smith | Granno | Rodriguez | Ramsden | Blincoe | G. Smith | Thorel | Ten Brink | Kolski | Kuehne | O'Billovich |
| at No. 7 Arkansas | | | | | | | | | | | |
| at Mississippi State | | | | | | | | | | | |
| Tennessee | | | | | | | | | | | |
| Kentucky | | | | | | | | | | | |
| LSU | | | | | | | | | | | |
| at Florida | | | | | | | | | | | |
| at Texas | | | | | | | | | | | |

COMBINED STATS



2025-26 Ole Miss Women's Soccer
Combined Statistics
All games

Page 1/1
as of Sep 22, 2025

| Date | Opponent | Score | Att. |
|--------------|-------------------|-------|------|
| 08/17/2025 | at Memphis | L 2-3 | 750 |
| 08/21/2025 | UAB | W 2-1 | 255 |
| 08/24/2025 | at Southern Miss. | W 1-0 | 343 |
| 08/28/2025 | UT Martin | W 1-0 | 387 |
| 09/04/2025 | Louisiana | W 1-0 | 552 |
| * 09/12/2025 | Auburn | T 1-1 | 808 |
| * 09/18/2025 | at South Carolina | L 0-4 | 4850 |
| * 09/21/2025 | Georgia | L 1-4 | 340 |

Team statistics

| | UM | OPP |
|------------------------|-------|--------|
| SHOT STATISTICS | | |
| Goals-Shot attempts | 9-88 | 13-106 |
| Goals scored per game | 1.13 | 1.63 |
| Shot pct. | .102 | .123 |
| Shots on goal-Attempts | 37-88 | 50-106 |
| SOG pct. | .420 | .472 |
| Shots/Game | 11 | 13.3 |
| Assists | 3 | 11 |
| GOAL BREAKDOWN | | |
| Total Goals | 9 | 13 |
| Penalty | 2 | 0 |
| Unassisted | - | - |
| Overtime | 0 | 0 |
| Goals scored average | 1.13 | 1.63 |
| CORNER KICKS | | |
| | 33 | 38 |
| PENALTY KICKS | | |
| | 2-2 | 0-0 |
| OFFSIDES | | |
| | 20 | 14 |
| PENALTIES | | |
| Fouls | 73 | 53 |
| Yellow cards | 11 | 7 |
| Red cards | 1 | 1 |
| ATTENDANCE | | |
| Total | 2342 | 5943 |
| Dates/Avg Per Date | 5/468 | 3/1981 |
| Neutral Site #/Avg | 0/0 | - |

| Record | Overall | Home | Away | Neutral |
|----------------|---------|-------|-------|---------|
| All Games | 4-3-1 | 3-1-1 | 1-2-0 | 0-0-0 |
| Conference | 0-2-1 | 0-1-1 | 0-1-0 | 0-0-0 |
| Non-Conference | 4-1-0 | 3-0-0 | 1-1-0 | 0-0-0 |

| # | Player | GP | G | A | PTS | SH | SH% | SOG | SOG% | GWG | PK-ATT |
|-----------|---------------------|----|----|----|-----|-----|-------|-----|-------|-----|--------|
| 13 | Ramsden, Katie | 8 | 3 | 1 | 7 | 16 | .188 | 8 | .500 | 1 | 2-2 |
| 8 | Marn, Brooklyn | 8 | 2 | 0 | 4 | 9 | .222 | 5 | .556 | 1 | 0-0 |
| 15 | Blincoe, Tate | 8 | 1 | 1 | 3 | 2 | .500 | 1 | .500 | 1 | 0-0 |
| 3 | Smith, Kate | 8 | 1 | 0 | 2 | 4 | .250 | 3 | .750 | 0 | 0-0 |
| 9 | Rodriguez, Briana | 8 | 1 | 0 | 2 | 3 | .333 | 2 | .667 | 0 | 0-0 |
| 5 | Ewing, Evie | 6 | 1 | 0 | 2 | 1 | 1.000 | 1 | 1.000 | 1 | 0-0 |
| 7 | Granno, Sarah | 6 | 0 | 1 | 1 | 12 | .000 | 6 | .500 | 0 | 0-0 |
| 4 | Erceg, Mila | 7 | 0 | 0 | 0 | 13 | .000 | 4 | .308 | 0 | 0-0 |
| 32 | Kuehne, Cassidy | 8 | 0 | 0 | 0 | 10 | .000 | 1 | .100 | 0 | 0-0 |
| 22 | Reynolds, Ryann | 8 | 0 | 0 | 0 | 4 | .000 | 1 | .250 | 0 | 0-0 |
| 14 | Gray, Isabella | 6 | 0 | 0 | 0 | 4 | .000 | 2 | .500 | 0 | 0-0 |
| 21 | Howarth, Taylor | 6 | 0 | 0 | 0 | 3 | .000 | 0 | .000 | 0 | 0-0 |
| 28 | Torres, Sydney | 8 | 0 | 0 | 0 | 2 | .000 | 0 | .000 | 0 | 0-0 |
| 16 | Dyess, Peyton | 8 | 0 | 0 | 0 | 2 | .000 | 0 | .000 | 0 | 0-0 |
| 18 | Thorel, Timéa | 3 | 0 | 0 | 0 | 1 | .000 | 1 | 1.000 | 0 | 0-0 |
| 23 | Andrews, Emerson | 7 | 0 | 0 | 0 | 1 | .000 | 1 | 1.000 | 0 | 0-0 |
| 20 | Ten Brink, Marieke | 8 | 0 | 0 | 0 | 1 | .000 | 1 | 1.000 | 0 | 0-0 |
| 6 | Lakin, Katie | 5 | 0 | 0 | 0 | 0 | .000 | 0 | .000 | 0 | 0-0 |
| 17 | Smith, Grace | 8 | 0 | 0 | 0 | 0 | .000 | 0 | .000 | 0 | 0-0 |
| 31 | Trejo, Yaritza | 8 | 0 | 0 | 0 | 0 | .000 | 0 | .000 | 0 | 0-0 |
| 1 | Prigge, Taylor | 1 | 0 | 0 | 0 | 0 | .000 | 0 | .000 | 0 | 0-0 |
| 26 | Kolski, Allison | 8 | 0 | 0 | 0 | 0 | .000 | 0 | .000 | 0 | 0-0 |
| 10 | Montgomery, Lauren | 1 | 0 | 0 | 0 | 0 | .000 | 0 | .000 | 0 | 0-0 |
| 27 | Allee, Landri | 4 | 0 | 0 | 0 | 0 | .000 | 0 | .000 | 0 | 0-0 |
| 2 | Wylie, Savannah | 1 | 0 | 0 | 0 | 0 | .000 | 0 | .000 | 0 | 0-0 |
| 00 | O'billovich, Sidney | 8 | 0 | 0 | 0 | 0 | .000 | 0 | .000 | 0 | 0-0 |
| Total | | 8 | 9 | 3 | 21 | 88 | .102 | 37 | .420 | - | 2-2 |
| Opponents | | 8 | 13 | 11 | 37 | 106 | .123 | 50 | .472 | - | 0-0 |

| # | Goalie | GP | MIN. | GA | GA AVG | SAVES | PCT | W-L-T | SHO/CBO |
|-----------|---------------------|----|--------|----|--------|-------|-------|-------|---------|
| 1 | Prigge, Taylor | 1 | 14:09 | 0 | 0.00 | 1 | 1.000 | 0-0-0 | 0/1 |
| 00 | O'billovich, Sidney | 8 | 705:51 | 13 | 1.66 | 35 | .729 | 4-3-1 | 2/1 |
| TM | TEAM | - | 00:00 | 0 | 0.00 | 2 | 1.000 | 0-0-0 | 1/0 |
| Total | | 8 | 720:00 | 13 | 1.63 | 38 | .745 | 4-3-1 | 3 |
| Opponents | | 8 | 720:00 | 9 | 1.13 | 28 | .757 | 3-4-1 | 1 |

Goals by Periods

| Team | 1st | 2nd | OT1 | OT2 | TOTAL |
|-----------|-----|-----|-----|-----|-------|
| UM | 3 | 6 | 0 | 0 | 9 |
| Opponents | 8 | 5 | 0 | 0 | 13 |

Shots by Periods

| Team | 1st | 2nd | OT1 | OT2 | TOTAL |
|-----------|-----|-----|-----|-----|-------|
| UM | 41 | 47 | 0 | 0 | 88 |
| Opponents | 53 | 53 | 0 | 0 | 106 |

Saves by Periods

| Team | 1st | 2nd | OT1 | OT2 | TOTAL |
|-----------|-----|-----|-----|-----|-------|
| UM | 16 | 22 | 0 | 0 | 38 |
| Opponents | 14 | 14 | 0 | 0 | 28 |

Corners by Periods

| Team | 1st | 2nd | OT1 | OT2 | TOTAL |
|-----------|-----|-----|-----|-----|-------|
| UM | 18 | 15 | 0 | 0 | 33 |
| Opponents | 13 | 25 | 0 | 0 | 38 |

Fouls by Periods

| Team | 1st | 2nd | OT1 | OT2 | TOTAL |
|-----------|-----|-----|-----|-----|-------|
| UM | 45 | 28 | 0 | 0 | 73 |
| Opponents | 26 | 27 | 0 | 0 | 53 |



CONFERENCE STATS



2025-26 Ole Miss Women's Soccer
Overall/Conference Statistics
In Conference games

Page 1/2
as of Sep 22, 2025

Game Records

| Overall | Conference | Home | Away | Neutral |
|-----------|------------|-----------|-----------|-----------|
| 0 - 2 - 1 | 0 - 2 - 1 | 0 - 1 - 1 | 0 - 1 - 0 | 0 - 0 - 0 |

Overall

| ## | Player | GP-GS | G | A | PTS | SH | SH% | SOG | SOG% | GW | PK |
|------------------|---------------------|----------|----------|----------|-----------|-----------|-------------|-----------|-------------|----------|----------|
| 3 | Smith, Kate | 3-1 | 1 | 0 | 2 | 3 | .333 | 3 | 1.000 | 0 | 0 |
| 9 | Rodriguez, Briana | 3-3 | 1 | 0 | 2 | 1 | 1.000 | 1 | 1.000 | 0 | 0 |
| 13 | Ramsden, Katie | 3-3 | 0 | 1 | 1 | 3 | .000 | 2 | .667 | 0 | 0 |
| 15 | Blincoe, Tate | 3-3 | 0 | 1 | 1 | 0 | .000 | 0 | .000 | 0 | 0 |
| 8 | Marn, Brooklyn | 3-1 | 0 | 0 | 0 | 4 | .000 | 1 | .250 | 0 | 0 |
| 7 | Granno, Sarah | 1-1 | 0 | 0 | 0 | 3 | .000 | 2 | .667 | 0 | 0 |
| 32 | Kuehne, Cassidy | 3-3 | 0 | 0 | 0 | 3 | .000 | 1 | .333 | 0 | 0 |
| 4 | Erceg, Mila | 2-1 | 0 | 0 | 0 | 2 | .000 | 0 | .000 | 0 | 0 |
| 14 | Gray, Isabella | 2-0 | 0 | 0 | 0 | 1 | .000 | 1 | 1.000 | 0 | 0 |
| 18 | Thorel, Timéa | 3-1 | 0 | 0 | 0 | 1 | .000 | 1 | 1.000 | 0 | 0 |
| 17 | Smith, Grace | 3-3 | 0 | 0 | 0 | 0 | .000 | 0 | .000 | 0 | 0 |
| 27 | Allee, Landri | 1-0 | 0 | 0 | 0 | 0 | .000 | 0 | .000 | 0 | 0 |
| 6 | Lakin, Katie | 2-0 | 0 | 0 | 0 | 0 | .000 | 0 | .000 | 0 | 0 |
| 31 | Trejo, Yaritza | 3-2 | 0 | 0 | 0 | 0 | .000 | 0 | .000 | 0 | 0 |
| 28 | Torres, Sydney | 3-0 | 0 | 0 | 0 | 0 | .000 | 0 | .000 | 0 | 0 |
| 16 | Dyess, Peyton | 3-1 | 0 | 0 | 0 | 0 | .000 | 0 | .000 | 0 | 0 |
| 21 | Howarth, Taylor | 2-0 | 0 | 0 | 0 | 0 | .000 | 0 | .000 | 0 | 0 |
| 00 | O'billovich, Sidney | 3-3 | 0 | 0 | 0 | 0 | .000 | 0 | .000 | 0 | 0 |
| 23 | Andrews, Emerson | 3-1 | 0 | 0 | 0 | 0 | .000 | 0 | .000 | 0 | 0 |
| 5 | Ewing, Evie | 3-0 | 0 | 0 | 0 | 0 | .000 | 0 | .000 | 0 | 0 |
| 22 | Reynolds, Ryann | 3-1 | 0 | 0 | 0 | 0 | .000 | 0 | .000 | 0 | 0 |
| 20 | Ten Brink, Marieke | 3-2 | 0 | 0 | 0 | 0 | .000 | 0 | .000 | 0 | 0 |
| 26 | Kolski, Allison | 3-3 | 0 | 0 | 0 | 0 | .000 | 0 | .000 | 0 | 0 |
| Total | | 3 | 2 | 2 | 6 | 21 | .095 | 12 | .571 | - | 0 |
| Opponents | | 3 | 9 | 8 | 26 | 58 | .155 | 27 | .466 | - | 0 |

Conference

| ## | Player | GP-GS | G | A | PTS | SH | SH% | SOG | SOG% | GW | PK |
|------------------|---------------------|----------|----------|----------|-----------|-----------|-------------|-----------|-------------|----------|----------|
| 3 | Smith, Kate | 3-1 | 1 | 0 | 2 | 3 | .333 | 3 | 1.000 | 0 | 0 |
| 9 | Rodriguez, Briana | 3-3 | 1 | 0 | 2 | 1 | 1.000 | 1 | 1.000 | 0 | 0 |
| 13 | Ramsden, Katie | 3-3 | 0 | 1 | 1 | 3 | .000 | 2 | .667 | 0 | 0 |
| 15 | Blincoe, Tate | 3-3 | 0 | 1 | 1 | 0 | .000 | 0 | .000 | 0 | 0 |
| 8 | Marn, Brooklyn | 3-1 | 0 | 0 | 0 | 4 | .000 | 1 | .250 | 0 | 0 |
| 7 | Granno, Sarah | 1-1 | 0 | 0 | 0 | 3 | .000 | 2 | .667 | 0 | 0 |
| 32 | Kuehne, Cassidy | 3-3 | 0 | 0 | 0 | 3 | .000 | 1 | .333 | 0 | 0 |
| 4 | Erceg, Mila | 2-1 | 0 | 0 | 0 | 2 | .000 | 0 | .000 | 0 | 0 |
| 14 | Gray, Isabella | 2-0 | 0 | 0 | 0 | 1 | .000 | 1 | 1.000 | 0 | 0 |
| 18 | Thorel, Timéa | 3-1 | 0 | 0 | 0 | 1 | .000 | 1 | 1.000 | 0 | 0 |
| 17 | Smith, Grace | 3-3 | 0 | 0 | 0 | 0 | .000 | 0 | .000 | 0 | 0 |
| 27 | Allee, Landri | 1-0 | 0 | 0 | 0 | 0 | .000 | 0 | .000 | 0 | 0 |
| 6 | Lakin, Katie | 2-0 | 0 | 0 | 0 | 0 | .000 | 0 | .000 | 0 | 0 |
| 31 | Trejo, Yaritza | 3-2 | 0 | 0 | 0 | 0 | .000 | 0 | .000 | 0 | 0 |
| 28 | Torres, Sydney | 3-0 | 0 | 0 | 0 | 0 | .000 | 0 | .000 | 0 | 0 |
| 16 | Dyess, Peyton | 3-1 | 0 | 0 | 0 | 0 | .000 | 0 | .000 | 0 | 0 |
| 21 | Howarth, Taylor | 2-0 | 0 | 0 | 0 | 0 | .000 | 0 | .000 | 0 | 0 |
| 00 | O'billovich, Sidney | 3-3 | 0 | 0 | 0 | 0 | .000 | 0 | .000 | 0 | 0 |
| 23 | Andrews, Emerson | 3-1 | 0 | 0 | 0 | 0 | .000 | 0 | .000 | 0 | 0 |
| 5 | Ewing, Evie | 3-0 | 0 | 0 | 0 | 0 | .000 | 0 | .000 | 0 | 0 |
| 22 | Reynolds, Ryann | 3-1 | 0 | 0 | 0 | 0 | .000 | 0 | .000 | 0 | 0 |
| 20 | Ten Brink, Marieke | 3-2 | 0 | 0 | 0 | 0 | .000 | 0 | .000 | 0 | 0 |
| 26 | Kolski, Allison | 3-3 | 0 | 0 | 0 | 0 | .000 | 0 | .000 | 0 | 0 |
| Total | | 3 | 2 | 2 | 6 | 21 | .095 | 12 | .571 | - | 0 |
| Opponents | | 3 | 9 | 8 | 26 | 58 | .155 | 27 | .466 | - | 0 |

| ## | Player | GP-GS | MIN. | GA | GA AVG | SAVES | PCT | W | L | T | SHO/CBO |
|------------------|---------------------|----------|---------------|----------|-------------|-----------|-------------|----------|----------|----------|----------|
| 00 | O'billovich, Sidney | 3-3 | 270:00 | 9 | 3.00 | 18 | .667 | 0 | 2 | 1 | 0/0 |
| TM | TEAM | - | 00:00 | 0 | 0.00 | 1 | 1.000 | 0 | 0 | 0 | 0/0 |
| Total | | 3 | 270:00 | 9 | 3.00 | 19 | .679 | 0 | 2 | 1 | 0 |
| Opponents | | 3 | 270:00 | 2 | 0.67 | 10 | .833 | 2 | 0 | 1 | 1 |

Shots by Periods

| Team | 1st | 2nd | OT1 | OT2 | TOTAL |
|-----------|-----|-----|-----|-----|-------|
| UM | 6 | 15 | 0 | 0 | 21 |
| Opponents | 29 | 29 | 0 | 0 | 58 |

Shots by Periods

| Team | 1st | 2nd | OT1 | OT2 | TOTAL |
|-----------|-----|-----|-----|-----|-------|
| UM | 6 | 15 | 0 | 0 | 21 |
| Opponents | 29 | 29 | 0 | 0 | 58 |

Goals by Periods

| Team | 1st | 2nd | OT1 | OT2 | TOTAL |
|-----------|-----|-----|-----|-----|-------|
| UM | 1 | 1 | 0 | 0 | 2 |
| Opponents | 6 | 3 | 0 | 0 | 9 |

Goals by Periods

| Team | 1st | 2nd | OT1 | OT2 | TOTAL |
|-----------|-----|-----|-----|-----|-------|
| UM | 1 | 1 | 0 | 0 | 2 |
| Opponents | 6 | 3 | 0 | 0 | 9 |

Saves by Periods

| Team | 1st | 2nd | OT1 | OT2 | TOTAL |
|-----------|-----|-----|-----|-----|-------|
| UM | 7 | 12 | 0 | 0 | 19 |
| Opponents | 2 | 8 | 0 | 0 | 10 |

Saves by Periods

| Team | 1st | 2nd | OT1 | OT2 | TOTAL |
|-----------|-----|-----|-----|-----|-------|
| UM | 7 | 12 | 0 | 0 | 19 |
| Opponents | 2 | 8 | 0 | 0 | 10 |

TEAM STATS



2025-26 Ole Miss Women's Soccer
Overall Team Statistics
All games

Page 1/1
as of Sep 22, 2025

Game Records

| Overall | Conference | Home | Away | Neutral |
|-----------|------------|-----------|-----------|-----------|
| 4 - 3 - 1 | 0 - 2 - 1 | 3 - 1 - 1 | 1 - 2 - 0 | 0 - 0 - 0 |

Team statistics

| | UM | OPP |
|------------------------|-------|--------|
| SHOT STATISTICS | | |
| Goals-Shot attempts | 9-88 | 13-106 |
| Goals scored per game | 1.13 | 1.63 |
| Shot pct. | .102 | .123 |
| Shots on goal-Attempts | 37-88 | 50-106 |
| SOG pct. | .420 | .472 |
| Shots/Game | 11 | 13.3 |
| Assists | 3 | 11 |
| GOAL BREAKDOWN | | |
| Total Goals | 9 | 13 |
| Penalty | 2 | 0 |
| Unassisted | - | - |
| Overtime | 0 | 0 |
| Goals scored average | 1.13 | 1.63 |
| CORNER KICKS | 33 | 38 |
| PENALTY KICKS | 2-2 | 0-0 |
| OFFSIDES | 20 | 14 |
| PENALTIES | | |
| Fouls | 73 | 53 |
| Yellow cards | 11 | 7 |
| Red cards | 1 | 1 |
| ATTENDANCE | | |
| Total | 2342 | 5943 |
| Dates/Avg Per Date | 5/468 | 3/1981 |
| Neutral Site #/Avg | 0/0 | - |

Goals by Periods

| Team | 1st | 2nd | OT1 | OT2 | TOTAL |
|-----------|-----|-----|-----|-----|-------|
| UM | 3 | 6 | 0 | 0 | 9 |
| Opponents | 8 | 5 | 0 | 0 | 13 |

Corners by Periods

| Team | 1st | 2nd | OT1 | OT2 | TOTAL |
|-----------|-----|-----|-----|-----|-------|
| UM | 18 | 15 | 0 | 0 | 33 |
| Opponents | 13 | 25 | 0 | 0 | 38 |

Shots by Periods

| Team | 1st | 2nd | OT1 | OT2 | TOTAL |
|-----------|-----|-----|-----|-----|-------|
| UM | 41 | 47 | 0 | 0 | 88 |
| Opponents | 53 | 53 | 0 | 0 | 106 |

Fouls by Periods

| Team | 1st | 2nd | OT1 | OT2 | TOTAL |
|-----------|-----|-----|-----|-----|-------|
| UM | 45 | 28 | 0 | 0 | 73 |
| Opponents | 26 | 27 | 0 | 0 | 53 |

Saves by Periods

| Team | 1st | 2nd | OT1 | OT2 | TOTAL |
|-----------|-----|-----|-----|-----|-------|
| UM | 16 | 22 | 0 | 0 | 38 |
| Opponents | 14 | 14 | 0 | 0 | 28 |

Offsides by Periods

| Team | 1st | 2nd | OT1 | OT2 | TOTAL |
|-----------|-----|-----|-----|-----|-------|
| UM | 11 | 9 | 0 | 0 | 20 |
| Opponents | 10 | 4 | 0 | 0 | 14 |

RESULTS



2025-26 Ole Miss Women's Soccer
Game Results
All games

Page 1/1
 as of Sep 22, 2025

Team Results

| | Date | Opponent | | Score | Overall | Conf | Att. | Goals Scored |
|---|------------|-------------------|---|-------|---------|-------|------|----------------------------------|
| | 08/17/2025 | at Memphis | L | 2-3 | 0-1-0 | 0-0-0 | 750 | Ramsden, Katie Marn, Brooklyn |
| | 08/21/2025 | UAB | W | 2-1 | 1-1-0 | 0-0-0 | 255 | Ewing, Evie Ramsden, Katie |
| | 08/24/2025 | at Southern Miss. | W | 1-0 | 2-1-0 | 0-0-0 | 343 | Ramsden, Katie |
| | 08/28/2025 | UT Martin | W | 1-0 | 3-1-0 | 0-0-0 | 387 | Blincoe, Tate |
| | 09/04/2025 | Louisiana | W | 1-0 | 4-1-0 | 0-0-0 | 552 | Marn, Brooklyn |
| * | 09/12/2025 | Auburn | T | 1-1 | 4-1-1 | 0-0-1 | 808 | Smith, Kate |
| * | 09/18/2025 | at South Carolina | L | 0-4 | 4-2-1 | 0-1-1 | 4850 | - |
| * | 09/21/2025 | Georgia | L | 1-4 | 4-3-1 | 0-2-1 | 340 | Rodriguez, Briana |

| Team Record | W-L-T | Attendance | Dates | Total | Avg. |
|-------------|-------|------------|-------|-------|------|
| Overall: | 4-3-1 | Total: | 8 | 8285 | 1036 |
| Conference: | 0-2-1 | Home: | 5 | 2342 | 468 |
| Home: | 3-1-1 | Away: | 3 | 5943 | 1981 |
| Away: | 1-2-0 | Neutral: | 0 | 0 | 0 |
| Neutral: | 0-0-0 | | | | |
| Overtime: | 0-0-0 | | | | |

GAME-BY-GAME STATS



2025-26 Ole Miss Women's Soccer
Team Game-by-Game
All games

Page 1/1
as of Sep 22, 2025
































| Date | Opponent | Score | G | A | Pts | Sh | Sh% | Sog | Sog% | GW | GT | UA | OT | PK-Att | YC | RC | MIN |
|------------------|-------------------|-------------|-----------|-----------|-----------|------------|-------------|-----------|-------------|----------|----------|----------|----------|------------|-----------|----------|-------------|
| 08/17/2025 | at Memphis | 2-3 | 2 | 0 | 4 | 6 | .333 | 4 | .667 | 0 | 0 | - | 0 | 1-1 | 4 | 0 | 121 |
| 08/21/2025 | UAB | 2-1 | 2 | 0 | 4 | 21 | .095 | 5 | .238 | 1 | 0 | - | 0 | 1-1 | 1 | 0 | 132 |
| 08/24/2025 | at Southern Miss. | 1-0 | 1 | 1 | 3 | 11 | .091 | 9 | .818 | 1 | 0 | - | 0 | 0-0 | 1 | 0 | 123 |
| 08/28/2025 | UT Martin | 1-0 | 1 | 0 | 2 | 18 | .056 | 5 | .278 | 1 | 0 | - | 0 | 0-0 | 2 | 1 | 142 |
| 09/04/2025 | Louisiana | 1-0 | 1 | 0 | 2 | 11 | .091 | 2 | .182 | 1 | 0 | - | 0 | 0-0 | 1 | 0 | 128 |
| 09/12/2025 | Auburn | 1-1 | 1 | 1 | 3 | 4 | .250 | 1 | .250 | 0 | 1 | - | 0 | 0-0 | 1 | 0 | 132 |
| 09/18/2025 | at South Carolina | 0-4 | 0 | 0 | 0 | 10 | .000 | 6 | .600 | 0 | 0 | - | 0 | 0-0 | 0 | 0 | 123 |
| 09/21/2025 | Georgia | 1-4 | 1 | 1 | 3 | 7 | .143 | 5 | .714 | 0 | 0 | - | 0 | 0-0 | 1 | 0 | 222 |
| Totals | | 9-13 | 9 | 3 | 21 | 88 | .102 | 37 | .420 | - | - | - | 0 | 2-2 | 11 | 1 | 1123 |
| Opponents | | | 13 | 11 | 37 | 106 | .123 | 50 | .472 | - | - | - | 0 | 0-0 | 7 | 1 | - |

TEAM PER-GAME

| Games played | Shots per game | Goals per game | Assists per game | Points per game |
|--------------|----------------|----------------|------------------|-----------------|
| 8 | 11.00 | 1.13 | 0.38 | 2.63 |

| Date | Opponent | Score | Minutes | GA | GAAvg | Saves | Save% | W | L | T | SHO |
|------------------|-------------------|-------------|---------------|-----------|-------------|-----------|-------------|----------|----------|----------|----------|
| 08/17/2025 | at Memphis | 2-3 | 90:00 | 3 | 3.00 | 5 | .625 | 0 | 1 | 0 | 0 |
| 08/21/2025 | UAB | 2-1 | 90:00 | 1 | 1.00 | 5 | .833 | 1 | 0 | 0 | 0 |
| 08/24/2025 | at Southern Miss. | 1-0 | 90:00 | 0 | 0.00 | 4 | 1.000 | 1 | 0 | 0 | 1 |
| 08/28/2025 | UT Martin | 1-0 | 90:00 | 0 | 0.00 | 2 | 1.000 | 1 | 0 | 0 | 1 |
| 09/04/2025 | Louisiana | 1-0 | 90:00 | 0 | 0.00 | 3 | 1.000 | 1 | 0 | 0 | 1 |
| 09/12/2025 | Auburn | 1-1 | 90:00 | 1 | 1.00 | 12 | .923 | 0 | 0 | 1 | 0 |
| 09/18/2025 | at South Carolina | 0-4 | 90:00 | 4 | 4.00 | 3 | .429 | 0 | 1 | 0 | 0 |
| 09/21/2025 | Georgia | 1-4 | 90:00 | 4 | 4.00 | 4 | .500 | 0 | 1 | 0 | 0 |
| Totals | | 9-13 | 720:00 | 13 | 1.63 | 38 | .745 | 4 | 3 | 1 | 3 |
| Opponents | | | 720:00 | 9 | 1.63 | 28 | .757 | 3 | 4 | 1 | 1 |

RADIO/TV ROSTER

| | | | | | | |
|------------------------------------------------------------------------------------------------------------------------------------|-------------------------------------------------------------------------------------------------------------------------------------|----------------------------------------------------------------------------------------------------------------------------------|-----------------------------------------------------------------------------------------------------------------------------------|-------------------------------------------------------------------------------------------------------------------------------------|------------------------------------------------------------------------------------------------------------------------------------|-----------------------------------------------------------------------------------------------------------------------------------|
|  0 LEXI BALDWIN Fr. • GK • 5-9 |  00 SIDNEY O'BILLOVICH Sr. • GK • 5-7 |  1 TAYLOR PRIGGE So. • GK • 5-9 |  2 SAVANNAH WYLIE Rfr. • D • 5-3 |  3 KATE SMITH Jr. • F • 5-3 |  4 MILA ERCEG So. • F • 5-9 |  5 EVIE EWING Jr. • F • 5-4 |
|  6 KATIE LAKIN Fr. • D • 5-6 |  7 SARAH GRANNO Jr. • F • 5-3 |  8 BROOKLYN MARN Fr. • F • 5-5 |  9 BRIANA RODRIGUEZ Sr. • F • 5-3 |  10 LAUREN MONTGOMERY Sr. • MF • 5-5 |  11 BELLA LEONARD Jr. • MF • 5-9 |  12 GEORGIA SKELTON So. • D • 5-7 |
|  13 KATIE RAMSDEN So. • D • 5-3 |  14 BELLA GRAY Fr. • MF • 5-1 |  15 TATE BLINCOE So. • D • 5-10 |  16 PEYTON DYESS So. • D • 5-5 |  17 GRACE SMITH So. • MF • 5-8 |  18 TIMEA THOREL Fr. • MF • 5-3 |  19 BEKAH ALLEN Fr. • MF • 5-3 |
|  20 MARIEKE TEN BRINK Jr. • D • 5-7 |  21 TAYLOR HOWARTH Rfr. • MF • 5-9 |  22 RYANN REYNOLDS Jr. • F • 5-8 |  23 EMERSON ANDREWS So. • D • 5-8 |  24 AVA CLONCE Fr. • MF • 5-1 |  26 ALLISON KOLSKI Jr. • D • 5-5 |  27 LANDRI ALLEE Fr. • D • 5-5 |
| | |  28 SYDNEY TORRES Fr. • MF • 5-3 |  31 YARITZA TREJO Jr. • MF • 5-5 |  32 CASSIDY KUEHNE Fr. • MF • 5-9 | | |