

M E D I A G U I D E



ARKANSAS

RAZORBACK SOFTBALL 2010



TABLE OF CONTENTS/QUICK FACTS

Index

Table of Contents/Quick Facts.....	1
Media Information/Schedule.....	2
Team Photo and Roster.....	3
Team TV/Radio Roster.....	4

2010 Arkansas Razorbacks

2010 Preview	6-7
Jessica Bachkora	8
Miranda Dixon	9
Teighynne Hulsey	10
Brittany Robison	11
Sandra Smith	12
Jessica Waddle	13
Amanda Caldwell • Becca Carden	14
Lauren Chisom • Leslie Dixon.....	15
Kim Jones • Layne McGuiert	16
Lindsey Wells • Brittany Griffiths.....	17
Emily Jones • Tori Mort	18
Jessica Robison • Kelsie Vallies	19
Courtney Breault • Stephanie Brewer •	
Morgan Clark	20
Chelsea Cohen • Hope McLemore •	
Amanda Summerford • Brea Van De Pol	21
Head Coach Mike Larabee	22-23
Assistant Coach Sue Carpenter	24
Assistant Coaches Kyle Jamieson/John Sisemore	25
Support Staff.....	26

2009 Season Review

2009 Review	28
2009 Game-by-Game	29
2009 Statistics	30

All Time Results and Records

Year-by-Year Results	32-35
Single-Game Records	36-37
Single-Season Records	38-40
Career Records.....	41-43
Letterwinners	44

2010 Razorback Opponents

2010 Opponents	46-49
Series Records.....	50
Team-by-Team.....	50-53
Southeastern Conference.....	54

Home of the Razorbacks

The University of Arkansas	56-59
Administration.....	60
Academic Support	61-63
Razorbacks in the Community	64
Razorback Athletes and Graduates	65
Famous Recent Razorbacks	66-67
Vice Chancellor and	
Director of Athletics Jeff Long	68-69
Razorback Foundation	70
Famous Razorbacks	71
Home of Champions	72-73
Athletic Facilities.....	74-76
Strength and Conditioning Center	77
Arkansas Traditions.....	78-79
Fayetteville, Arkansas.....	80

2010 Razorback Softball Quick Facts

General Information

Location	Fayetteville, Ark.
Founded	March 27, 1871
Enrollment	19,849
Colors	Cardinal and White
Nickname	Razorbacks
Affiliation	NCAA Division I
Conference.....	Southeastern (Western Division)
President.....	B. Alan Sugg
Chancellor.....	Dr. G. David Gearhart
Vice Chancellor and	
Director of Athletics.....	Jeff Long

Team Information

First Year.....	1997
2009 Record	27-29 (10-16 SEC)
2009 SEC Finish	3rd, SEC West
2009 NCAA Finish	NCAA Regional (Norman)
Letterwinners Returning/Lost.....	15/6
Starters Returning/Lost	5/4
Newcomers.....	7
Home Field.....	Bogle Park (1,200)

Coaching Staff


Head Coach.....	Mike Larabee
Alma Mater.....	Washington State, 1986
Career Record	114-147 (6th Season)
Arkansas Record	First Season
Assistant Coaches.....	Sue Carpenter (Cedarville, 1986)
	Kyle Jamieson (Nipissing, 1998)
Volunteer Assistant Coach.....	John Sisemore

Arkansas Media Relations

Associate AD for Media Relations	Kevin Trainor
Office	479/575-2751
Softball Contact	Melissa Anderson
Office	479/575-4898
Cell	314/368-1995
Fax	479/575-7481
Email	msa002@uark.edu

Mailing Address.....	Arkansas Media Relations
	PO Box 7777
	Fayetteville, AR 72702

Overnight Address	131 Barnhill Arena
	Fayetteville, AR 72701



MEDIA INFORMATION

2010 Razorback Softball Broadcast Schedule

Date	Opponent	Outlet	Time
March 5	Eastern Illinois	ArkansasRazorbacks.com	5:30 p.m.
March 5	Louisiana-Lafayette	ArkansasRazorbacks.com	7:30 p.m.
March 6	Iowa State	ArkansasRazorbacks.com	5:30 p.m.
March 6	Drake	ArkansasRazorbacks.com	7:30 p.m.
March 7	So. Mississippi	ArkansasRazorbacks.com	1 p.m.
March 13	Louisiana Tech	ArkansasRazorbacks.com	4 p.m.
March 13	SE Missouri State	ArkansasRazorbacks.com	6:30 p.m.
March 14	SIU-Edwardsville	ArkansasRazorbacks.com	11 a.m.
March 17	South Carolina	KXUA, 88.3 FM	3 p.m./5 p.m.
		ArkansasRazorbacks.com	
March 20	Kentucky	KXUA, 88.3 FM	1 p.m./3 p.m.
		ArkansasRazorbacks.com	
March 21	Kentucky	KXUA, 88.3 FM	1 p.m.
		ArkansasRazorbacks.com	
March 24	Oklahoma	KXUA, 88.3 FM	4 p.m.
		ArkansasRazorbacks.com	
March 27	Mississippi State	KXUA, 88.3 FM	1 p.m./3 p.m.
		ArkansasRazorbacks.com	
March 28	Mississippi State	KXUA, 88.3 FM	1 p.m.
		ArkansasRazorbacks.com	
March 31	Tulsa	KXUA, 88.3 FM	4 p.m./6 p.m.
		ArkansasRazorbacks.com	
April 02	Georgia	KXUA, 88.3 FM	5 p.m./7 p.m.
		ArkansasRazorbacks.com	
April 03	Georgia	KXUA, 88.3 FM	1 p.m.
		ArkansasRazorbacks.com	
April 10	Florida	KXUA, 88.3 FM	1 p.m./3 p.m.
		ArkansasRazorbacks.com	
April 11	Florida	KXUA, 88.3 FM	1 p.m.
		ArkansasRazorbacks.com	
April 14	Tennessee	KXUA, 88.3 FM	5 p.m./7 p.m.
		ArkansasRazorbacks.com	
April 17	LSU	KXUA, 88.3 FM	1 p.m./3 p.m.
		ArkansasRazorbacks.com	
April 18	LSU	KXUA, 88.3 FM	1 p.m.
		ArkansasRazorbacks.com	
April 21	Memphis	KXUA, 88.3 FM	6:30 p.m.
		ArkansasRazorbacks.com	
April 24	Alabama	KXUA, 88.3 FM	1 p.m./3 p.m.
		ArkansasRazorbacks.com	
April 25	Alabama	KXUA, 88.3 FM	1 p.m.
		ArkansasRazorbacks.com	
April 28	Missouri State	KXUA, 88.3 FM	5 p.m.
		ArkansasRazorbacks.com	
May 1	Ole Miss	KXUA, 88.3 FM	1 p.m./3 p.m.
		ArkansasRazorbacks.com	
May 2	Ole Miss	KXUA, 88.3 FM	1 p.m.
		ArkansasRazorbacks.com	
May 8	Auburn	KXUA, 88.3 FM	1 p.m./3 p.m.
		ArkansasRazorbacks.com	
May 9	Auburn	KXUA, 88.3 FM	1 p.m.
		ArkansasRazorbacks.com	



The facility at Bogle Park includes a new press box and media area on the suite level.

Athletic Media Relations

Media Relations Intern Melissa Anderson will coordinate the publicity and media information for the University of Arkansas softball team. Additional information is available by contacting the Athletic Media Relations Office at 479/575-2751. The media relations offices are located on the north side of Barnhill Arena.

Credential/Interview Requests

For all credential and interview requests, please make arrangements with Melissa Anderson through the Athletic Media Relations Office.

Post-Game Interviews

Head coach Mike Larabee is available within 10 minutes after the conclusion of each game. Player interviews can be arranged through an Athletic Media Relations staff member and is held on the field after members of the media speak with Coach Larabee.

Photographers

Photography credentials are issued to newspapers, wire services and special periodical publications on a first-come, first-served basis.

Credits

The 2010 Arkansas softball media guide was written, designed and edited by Melissa Anderson. Editorial assistance provided by Kevin Trainor and Dr. Bill Smith. Photography by Wesley Hitt and the Athletic Media Relations archives. Printing by MultiAd of Peoria, Ill.

Covers

The 2010 Arkansas softball media guide covers were designed by Andrew Reynolds. The front cover features the 2010 Razorbacks seniors. Pictured on the back is 2009 SEC All-Freshman Team member Brittany Griffiths along with Arkansas' 2010 schedule.

For the latest in Razorback athletics, visit:

ARKANSASRAZORBACKS.COM

TEAM PICTURE/ROSTER



2010 Arkansas Razorbacks

Front (L to R): Dayna Huckabee, Jessica Bachkora, Amanda Caldwell, Tori Mort, Jessica Robison, Stephanie Brewer, Leslie Dixon, Hope McLemore, Brittany Griffiths, Hannah Cicioni; Middle (L to R): Volunteer Assistant Coach John Sisemore, Assistant Coach Kyle Jamieson, Layne McGuirt, Lauren Chisom, Lindsey Wells, Teighynne Hulsey, Kelsie Vallies, Brea Van De Pol, Morgan Clark, Brittany Robison, Head Coach Mike Larabee, Assistant Coach Sue Carpenter; Back (L to R): Becca Carden, Chelsea Cohen, Amanda Summerford, Kim Jones, Emily Jones, Miranda Dixon, Courtney Breault, Jessica Waddle, Sandra Smith

No.	Name	Position	Height	Year	B/T	Hometown (Last School)
3	Tori Mort	OF	5-5	So.	L/L	Claremore, Okla./Owasso HS
5	Morgan Clark	C	5-9	Fr.	R/R	Farmington, Ark./Farmington HS
6	Hope McLemore	RHP	5-6	Fr.	R/R	Ringling, Okla./Ringling HS
7	Leslie Dixon	C	5-6	Jr.	R/R	Edmond, Okla./North HS
8	Lindsey Wells	OF	5-5	Jr.	R/R	Carl Junction, Mo./Carl Junction HS
9	Brittany Robison	IF	5-8	Sr.	R/R	Owasso, Okla./Owasso HS
10	Kelsie Vallies	RHP	5-8	RFr.	R/R	Spokane, Wash./North Central HS
11	Miranda Dixon	RHP	6-0	Sr.	R/R	Edmond, Okla./North HS
14	Jessica Robison	IF	5-5	So.	R/R	Owasso, Okla./Owasso HS
15	Brea Van de Pol	IF	5-8	Fr.	R/R	Ankeny, Iowa/Ankeny HS
16	Jessica Waddle	C	5-10	Sr.	R/R	Chickasha, Okla./Chickasha HS
17	Layne McGuirt	RHP	5-7	Jr.	R/R	Wynne, Ark./Wynne HS
19	Jessica Bachkora	OF	5-8	Sr.	L/R	Overland Park, Kan./Notre Dame de Sion HS
22	Becca Carden	OF	5-8	Jr.	R/R	Miami, Okla./NE Oklahoma A&M/Miami HS
23	Sandra Smith	IF	5-7	Sr.	R/R	Tulsa, Okla./Catoosa HS
24	Emily Jones	IF	6-1	RSo.	R/R	Joplin, Mo./Joplin HS
25	Lauren Chisom	IF	5-6	Jr.	R/R	Bentonville, Ark./Bentonville HS
28	Stephanie Brewer	IF	5-6	Fr.	R/R	Broken Arrow, Okla./Broken Arrow HS
29	Brittany Griffiths	IF	5-5	So.	R/R	Plano, Texas/Plano HS
30	Amanda Summerford	OF	5-10	Fr.	R/R	Fayetteville, Ark./Fayetteville HS
31	Chelsea Cohen	RHP	5-9	Fr.	R/R	Sparks, Nev./Reed HS
32	Kim Jones	RHP	5-11	Jr.	R/R	Lenexa, Kan./Shawnee Mission Northwest HS
33	Teighynne Hulsey	OF	5-8	Sr.	L/L	Edmond, Okla./Memorial HS
34	Courtney Breault	IF	5-9	Fr.	R/R	Roseville, Calif./Woodcreek HS
62	Amanda Caldwell	C	5-4	Jr.	R/R	Victoria, Texas/Memorial HS

Head Coach: Mike Larabee, First Season (Washington State, 1986)

Assistant Coaches: Sue Carpenter, First Season (Cedarville, 1986) and Kyle Jamieson (Nipissing, 1998)

Managers: Dayna Huckabee, 1st Season (Arkansas, 2008) and Hannah Cicioni, 1st Season

Roster Breakdown

By Year: Senior - 6; Junior - 7; Sophomore - 5; Freshman - 4

By Position: Infield - 9; Outfield - 6; Pitcher - 6; Catcher - 4

By State: Oklahoma - 11; Arkansas - 4; Kansas - 2; Missouri - 2; Texas - 2; Nevada - 1; Washington - 1; Iowa - 1; California - 1

Pronunciation Guide

Vallies...vuh-LEEZ

Teighynne...TEE-gen

Waddle...wa-dell

Bachkora...BOTCH-kora

TV ROSTER/HEADSHOTS



3

Soph.
OF
L/L

Tori Mort
Claremore, Okla.



5

Freshman
C
R/R

Morgan Clark
Farmington, Ark.



6

Freshman
P
R/R

Hope McLemore
Ringling, Okla.



7

Junior
C
R/R

Leslie Dixon
Edmond, Okla.



8

Junior
OF
R/R


Lindsey Wells
Carl Junction, Mo.



9

Senior
IF
R/R

Brittany Robison
Owasso, Okla.



10

R-Fresh.
RHP
R/R

Kelsie Vallies
Spokane, Wash.



11

Senior
RHP
R/R

Miranda Dixon
Edmond, Okla.



14

Soph.
IF
R/R

Jessica Robison
Owasso, Okla.



15

Freshman
IF
R/R

Brea Van De Pol
Ankeny, Iowa



16

Senior
C
R/R

Jessica Waddle
Chickasha, Okla.



17

Junior
RHP
R/R

Layne McGuirt
Wynne, Ark.



19

Senior
OF
L/R

Jessica Bachkora
Overland Park, Kan.



22

Junior
OF
R/R

Becca Carden
Miami, Okla.



23

Senior
IF
R/R

Sandra Smith
Tulsa, Okla.



24

R-Soph.
C
R/R

Emily Jones
Joplin, Mo.



25

Junior
IF
R/R

Lauren Chisom
Bentonville, Ark.



28

Freshman
IF
R/R

Stephanie Brewer
Broken Arrow, Okla.



29

Soph.
IF
R/R

Brittany Griffiths
Plano, Texas



30

Freshman
OF
R/R

Amanda Summerford
Fayetteville, Ark.



31

Freshman
RHP
R/R

Chelsea Cohen
Sparks, Nev.



32

Junior
RHP
R/R

Kim Jones
Lenexa, Kan.



33

Senior
OF
L/L

Teighynne Hulsey
Edmond, Okla.



34

Freshman
IF
R/R


Courtney Breault
Roseville, Calif.



62

Junior
C
R/R

Amanda Caldwell
Victoria, Texas



Head
Coach

Mike Larabee
1st Season



Assistant
Coach

Sue Carpenter
1st Season



Assistant
Coach

Kyle Jamieson
1st Season



Volunteer
Assistant
Coach

John Sisemore
1st Season

2010 RAZORBACKS



**THE 2010 ARKANSAS RAZORBACKS RETURN 15 LETTERWINNERS,
INCLUDING FIVE STARTERS, FROM THE 2009 TEAM THAT EARNED
THE FOURTH NCAA REGIONAL BERTH IN SCHOOL HISTORY**

2010 PREVIEW

When the 2010 Arkansas softball field takes the field for its Feb. 12 season opener, it will be under the direction of first-year head coach Mike Larabee. Larabee joins the Razorbacks after a five-year stint at Wright State. Under his leadership the Razorbacks are hoping to return to the NCAA Tournament for the third straight season. With the graduation of six players, Larabee welcomes back 15 letterwinners from last year's



team, including six seniors. The Razorbacks will call upon their veterans and crop of newcomers to fill the shoes left by Whitney Cloer and Kayla Johnson.

Arkansas is led by the senior group of Jessica Bachkora, Miranda Dixon, Teighynne Hulsey, Brittany Robison, Sandra Smith and Jessica Waddle. Along with the seniors, the Razorback roster is filled with seven juniors, five sophomores and seven freshmen.

PITCHING

The Razorbacks has a strong 1-2 punch in the circle during the 2010 season. With the return of Miranda Dixon, the No. 1 pitcher from a year ago, and the entrance of freshman Hope McLeMore, Larabee is confident in the starting pitching. Dixon finished the 2009 season 17-13 with a 4.13 ERA in 29 games. She recorded 139 strikeouts and 61 walks. McLeMore enters her college career having compiled a career 115-24 record with a 0.45 ERA and 1,500 strikeouts in high school. Larabee believes that either Dixon or McLeMore could be the No. 1 pitcher for the Razorbacks this season. Kim Jones and Layne McGuirt also look to contribute in the circle this season in either a starting role or in relief. Freshman Kelsie Vallies and Chelsea Cohen also will be available for pitching coach Kyle Jamieson.

CATCHING

Entering the 2010 season, the catching position is the one question mark that the coaching staff has entering the beginning of spring practice. Redshirt Emily Jones looks to get a chance to claim that position as the coaches would like to see her bat in the lineup. Larabee believes the team is going to need leadership from the catching position no matter who starts on a given day. Jessica Waddle, Leslie Dixon and Amanda Caldwell all have shown they know how to play the position and will be in the hunt as well.

OUTFIELD

Senior Jessica Bachkora is the anchor of the Razorback outfield in 2010. Bachkora will be the starting center fielder for Arkansas, joined by junior Beca Carden in left field and sophomore Tori Mort in right field. Bachkora finished the 2009 season third on the team with a .270 batting average and led the team with 32 runs scored. Mort made an impact as a freshman with a batting average of .234 and 37 hits. Carden looks to build on a strong fall in which she impressed the coaches with her performance at the plate and strong work ethic. Seniors Teighynne Hulsey and Brittany Robison also could appear in the outfield rotation.

INFIELD

The Razorbacks have a unique combination of veteran leadership and youth in 2010. Senior Sandra Smith looks to continue her strong defense at first base. She is joined by 2009 SEC All-Freshman team member Brittany Griffiths at shortstop. Griffiths finished the 2009 season with a .256 batting average and 26 RBIs. The remaining infield spots could change depending on offensive production and the health of sophomore infielder Jessica Robison, who is recovering from shoulder surgery. Should Robison recover in time for the season, she looks to get most of the playing time at third base. Freshman Courtney Breault is the leading candidate to start at second base. Brittany Robison is also a candidate for time at either second or third.



2010 PREVIEW

The Razorbacks open the season Feb. 12-14 at the Metrodome Classic in Minneapolis. The season's second competition will take the Razorbacks to the North Texas Invitational on Feb. 19-21 in Denton, Texas. Arkansas also will compete in the National Fastpitch Coaches Association (NFCA) Lead-Off Classic, one of the premier events of the non-conference season, on Feb. 26-28 in Columbus, Ga.

The Razorbacks' home opener is set for March 5-6 in the Razorback Invitational, the first of two non-conference tournaments to be played in Fayetteville. The field for the event includes Drake, Eastern Illinois, Iowa State, Louisiana-Lafayette and Southern Miss. The club's final event before Southeastern Conference play is the Arkansas Invitational. The March 13-14 competition also will feature teams from Louisiana Tech, Southeast Missouri State and Southern Illinois-Edwardsville.

Conference play opens with a trip to Columbia, S.C., and a doubleheader against the Gamecocks. Arkansas then will take on Kentucky in a weekend series in Lexington. The five-game conference road start is the longest in program history.

In a budding regional rivalry, the Razorbacks will host Oklahoma for a midweek game before returning to conference play and a three-game set with Mississippi State at Bogle Park. Arkansas continues conference play with a weekend series in Athens, Ga., against the Bulldogs. After an open week, the Razorbacks welcome Women's College World Series runner-up Florida to Fayetteville for a three-game series. Arkansas then will play Tennessee in a midweek doubleheader at Bogle Park.



After a trip to Baton Rouge, La., for a three-game series with LSU, the Razorbacks will continue their tradition of playing a midweek game in Central Arkansas. This season's matchup in Sherwood, Ark., will feature the Razorbacks taking on Memphis.

A weekend series against SEC Western Division foe Alabama in Fayetteville and a midweek road contest against Missouri State are next for Arkansas. The Razorbacks begin May with a home series against Ole Miss before heading to Auburn for their regular-season finale.

In a showcase for Bogle Park in its second year, the postseason begins when the top eight teams from the regular season venture to Fayetteville, Ark., for the 2010 SEC Tournament. The SEC event will be held on May 13-15.



Completed before the start of the 2009 season, Bogle Park is the newest athletic facility on the University of Arkansas campus and is the home field for the Razorback softball team. The 1,200-seat stadium features outfield seating for fans wanting to relax in the grass. This picture is taken from the center-field grass seating. Arkansas hosts two non-conference tournaments and the 2010 SEC Tournament, in addition to home dates against five SEC opponents, including Florida and Alabama.

2010 RAZORBACKS

#19 JESSICA BACHKORA



Senior • 5-8 • L/R
Outfielder
Overland Park, Kan.
Notre Dame de Sion HS

2009: A mainstay in center field and at the top of the Razorbacks' lineup, Jessica Bachkora registered a career-high five home runs and 26 RBIs during her junior campaign. She also posted career highs in doubles (12), stolen bases (18) and slugging percentage (.433), and was third on the team with a .270 batting average. Bachkora opened the season with a three-hit, three-run performance at Southern Miss. She was tied for second on the team with 10 multi-hit games, five of which came during SEC play. She totaled five hits in Arkansas' double-header sweep of South Carolina to open conference play. In the opener of a three-game series at Mississippi State, Bachkora had an inside-the-park grand slam in the top of the eighth inning to lift the Razorbacks to an 8-3 victory. She totaled seven multi-RBI games during the season. The Overland Park, Kan., native continued the heroics with a game-winning solo shot to right field against Kentucky in the bottom of the fifth. She scored the first run in the Razorbacks' 11-9 win over No. 13 Oklahoma in Norman, the program's first victory on the road against the Sooners. Bachkora also had a seven-game hitting streak during the season. Also a champion in the classroom, she was named to the SEC Spring Academic Honor Roll and 2009 *ESPN The Magazine* Academic All-District first team.

2008: As a sophomore, Bachkora made 63 starts in center field and at the top of the lineup for Arkansas. She had a season-high four hits and scored a run in the season opener against UAB. At the Metrodome Classic, she was named to the all-tournament team after hitting .350 during the six-game event. Bachkora knocked her first career home run, a game-tying shot, in game two of a doubleheader with Oklahoma, which was ranked No. 11 at the time. She enjoyed a six-game hitting streak that included a three-hit performance at No. 15 Georgia. In the final game of the hitting streak, Bachkora filled the box score with two doubles, two runs, two RBI and a walk against Texas A&M-Corpus Christi. In postseason play, she opened the team's scoring against No. 7 Oklahoma in game two of the NCAA Regional in Norman. Bachkora had 14 multi-hit games during the season, was third on the team with 55 hits and second on the squad with 42 runs. She led Arkansas with 15 stolen bases and hit a team-best .289 against Southeastern Conference opponents. She was a second-team preseason All-SEC selection and earned a spot on the 2008 SEC Spring Academic Honor Roll.

2007: Her first year as a Razorback, Bachkora posted the highest batting average on the team and set the single-season triple record with five. She also set the single-game triple record hitting two against Missouri on Feb. 25. Bachkora started all 64 games in center field and had a team-high 14 multiple-hit games. Bachkora was the team leader in runs scored (30), hits (58), doubles (10), triples (5), total bases (78) and on-base percentage (.338). Bachkora was the season's stolen base leader and was one of two Arkansas players named to the SEC All-Freshman team.

HIGH SCHOOL: A two-time offensive player of the year, Bachkora also got it done in the field, boasting a 1.000 fielding percentage her senior year. She was an all-state selection during her final season for the Notre Dame de Sion Storm and held the city's highest batting average as a junior. Bachkora had a .426 career batting average with seven home runs.

PERSONAL: Born Feb. 29, 1988, she is the daughter of Charlie and Patty Bachkora. She has an older sister, Alycia, and an older brother, Christopher. Bachkora's father played baseball at Fort Hays State, her brother played at Saint Louis and her sister plays softball at Bradley. Bachkora is majoring in kinesiology.

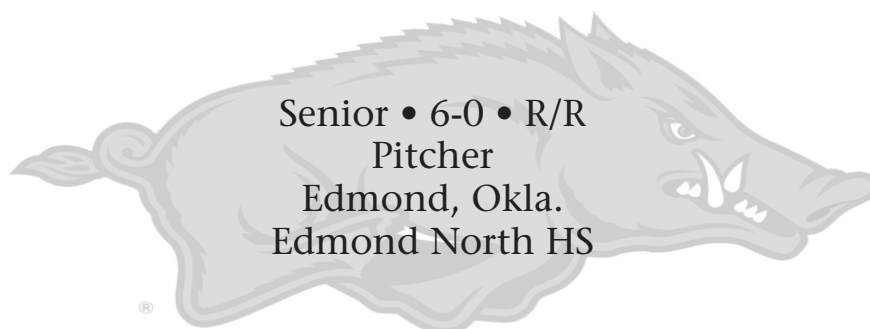


CAREER STATISTICS

Year	Avg	GP	GS	AB	R	H	2B	3B	HR	RBI	TB	SLG%	BB	HBP	SO	GDP	OB%	SF	SH	SB	ATT	PO	A	E	FLD%
2007	.291	64	64	199	30	58	10	5	0	17	78	.392	9	5	30	0	.338	0	2	16	20	62	4	3	.957
2008	.272	64	63	202	42	55	8	2	1	7	70	.347	22	2	18	0	.350	0	6	15	18	64	1	2	.970
2009	.270	56	56	178	32	48	12	1	5	26	77	.433	17	4	37	0	.345	1	1	18	20	50	8	2	.967
TOTAL	.278	184	183	579	104	161	30	8	6	50	225	.389	48	11	85	0	.344	1	9	49	58	176	13	7	.964

2010 RAZORBACKS

#11 MIRANDA DIXON



Senior • 6-0 • R/R
Pitcher
Edmond, Okla.
Edmond North HS

2009: For the second time in her career, Miranda Dixon was named a Louisville Slugger/NFCA All-South Region performer, this time as a first-team member to go along with second-team honors earned the previous season. At the plate, she led the Razorbacks with 11 home runs and 40 RBIs, becoming the first player in program history with back-to-back seasons with at least 10 home runs and 40 RBIs. With a solo shot in a Feb. 13 matchup against Drake, Dixon became Arkansas' all-time leader in home runs. She also led the team with 12 multi-RBI games, including a three-RBI effort against Drake and a four-RBI day against UMKC. She bested those marks with two home runs and six RBIs in Arkansas' 11-9 victory at No. 13 Oklahoma to give the program its first win on the road against the Sooners. In the circle, Dixon was the team's No. 1 starter and came away with a 17-13 record with a 4.13 ERA. Along with the career-best 17 victories, she totaled a career high of 136 strikeouts. Dixon was named SEC Pitcher of the Week following a 4-0 mark in conference games against Mississippi State and Kentucky. She also enjoyed an eight-game winning streak during the season to go along with 16 complete games, three shutouts and an SEC-leading four saves. In the classroom, Dixon was a member of the SEC Spring Academic Honor Roll and the 2009 *ESPN The Magazine* Academic All-District first team.

2008: A Louisville Slugger/NFCA Division I South All-Region second team performer, Dixon led Arkansas in doubles (15), RBI (47), on-base percentage (.427), slugging percentage (.623) and total bases (114). She was also second on the team with 13 home runs, 58 hits and a .317 batting average. In the circle, she was 12-13 in 35 appearances with 122 strikeouts and a team-best 2.30 ERA. Against No. 7 Oklahoma in the Norman Regional, she knocked a game-tying, two-run home run in the bottom of the seventh inning to send the game into extra innings. The Edmond, Okla., native became the first Razorback to be named SEC Pitcher and Player of the Week in the same season. In the classroom, she was an *ESPN The Magazine* Academic All-District performer and a member of the 2008 SEC Spring Academic Honor Roll.

2007: As a freshman, Dixon marked a facility record, hitting two home runs in a game against Louisiana-Monroe.

Dixon led all Razorbacks with seven home runs, then the program's single-season record. In the circle as Arkansas' No. 2 pitcher, she tallied four wins and 92 strikeouts. She held No. 3 Texas A&M to just three hits and struck out a season-high 10 batters. Dixon earned the first shutout of her career with a 1-0 victory over Louisiana Tech. Dixon was one of two Razorbacks named to the SEC All-Freshman Team.

HIGH SCHOOL: Dixon joined the Razorbacks after a decorated high school career at Edmond North High School. She was the Oklahoma Player of the Year as a junior, a two-time conference most valuable player and an all-state selection her senior year. Dixon holds several records as a Husky, including most strikeouts in a season (326), most wins (55), lowest career ERA (0.64), most strikeouts in a single game (18), most career home runs (7), highest career batting average (.417) and most RBI (90). She guided her team to two fifth-place state finishes and one state championship.

PERSONAL: Born Dec. 10, 1987, she is the daughter of Thomas and Linda Dixon. She is the oldest of six with siblings Leslie, Jordan, Joel, Lance and Andrew. Her sister, Leslie, also plays softball for Arkansas. Dixon is majoring in health science.



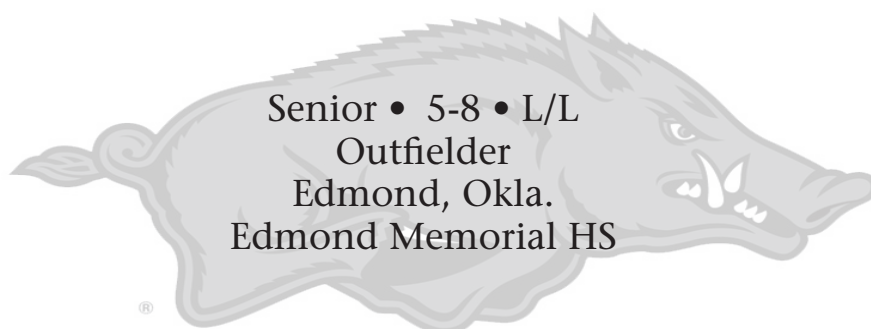
CAREER STATISTICS

Year	Avg	GP	GS	AB	R	H	2B	3B	HR	RBI	TB	SLG%	BB	HBP	SO	GDP	OB%	SF	SH	SB	ATT	PO	A	E	FLD%
2007	.263	61	59	175	17	46	3	0	7	16	70	.400	10	4	41	1	.317	0	1	0	0	9	20	15	.659
2008	.317	66	66	183	35	58	15	1	13	47	114	.623	25	11	38	2	.427	1	3	0	0	8	26	11	.756
2009	.240	54	54	146	19	35	8	0	11	40	76	.521	20	1	27	1	.331	2	2	0	0	2	32	8	.810
TOTAL	.276	181	179	504	71	139	26	1	31	103	260	.516	55	16	106	4	.363	3	6	0	0	19	78	34	.740

Year	ERA	W	L	App	GS	CG	SHO	CBO	SV	IP	H	R	ER	BB	SO	2B	3B	HR	BF	B/Avg	WP	HBP	SFA	SHA	BK
2007	3.07	4	17	33	26	7	1	0	1	139.0	163	100	61	25	92	24	1	12	643	.275	16	5	0	6	15
2008	2.30	12	13	35	21	6	2	0	2	137.0	126	70	45	32	122	28	2	5	597	.236	16	5	0	5	21
2009	4.13	17	13	39	29	16	3	0	4	184.2	231	136	109	61	139	34	2	21	873	.306	17	23	0	5	30
TOTAL	3.27	33	43	107	76	29	6	0	7	460.2	520	306	215	118	353	86	5	38	2113	.277	49	33	0	16	66

2010 RAZORBACKS

#33 TEIGHYNNE HULSEY



2009: Teighynne Hulsey appeared in the circle three times for the Razorbacks with starts against Southern Miss and Oklahoma State and a relief stint against FIU. In three outings, she totaled 6.2 innings pitched with two strikeouts and an 11.55 ERA. In the classroom, Hulsey was a member of the SEC Spring Academic Honor Roll.

2008: Hulsey appeared in 34 games, including nine starts, during her sophomore season. She finished the year with a career high five RBI, four doubles and two stolen bases. Hulsey registered a couple of one-hit, two-RBI performances against Saint Louis and Oklahoma State. Four of her nine hits came during SEC play. She singled and scored Arkansas' only run in game two of a doubleheader against No. 15 Georgia. Hulsey made two appearances inside the circle for the team, totaling 2.2 innings pitched. She didn't allow a hit to Texas A&M-Corpus Christi in an inning's worth of work and finished the season with a 2.62 ERA. Hulsey was named to the 2008 SEC Spring Academic Honor Roll for her work away from the field.

2007: Hulsey played 44 games for the Razorbacks on the mound, in left field and as a designated player. In 17 appearances, Hulsey pitched her way to three wins. She picked up her first victory against Northern Iowa on March 4. Hulsey hit her first home run as a Razorback against Louisiana Tech on April 18. She was the third of back-to-back-to-back home runs that lifted Arkansas to a 5-4 win.

HIGH SCHOOL: At Edmond Memorial High School, Hulsey earned all-conference, all-city, all-region and all-state honors. As a senior, she had a 0.76 ERA and a .375 batting average. Hulsey is in her school's record books for most doubles, lowest ERA, fewest hits allowed

and fewest walks allowed. Before attending Edmond Memorial, Hulsey played for Edmond Santa Fe High School where she earned the best defense, best offense and MVP awards her freshman and sophomore years.

PERSONAL: Born Oct. 14, 1988, she is the daughter of Kim Hulsey. She has three sisters, Caitlynnne, Maesynne and Bevynne. Hulsey is majoring in communications.



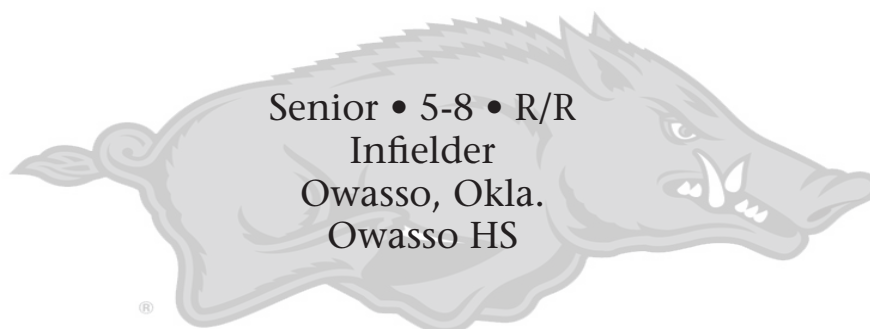
CAREER STATISTICS

Year	Avg	GP	GS	AB	R	H	2B	3B	HR	RBI	TB	SLG%	BB	HBP	SO	GDP	OB%	SF	SH	SB	ATT	PO	A	E	FLD%
2007	.215	46	25	79	10	17	3	0	1	3	23	.291	8	1	20	0	.295	0	0	1	1	13	13	3	.897
2008	.209	33	9	43	6	9	4	0	0	5	13	.302	8	0	12	0	.333	0	1	2	2	6	2	1	.889
2009	.000	3	2	3	0	0	0	0	0	0	0	.000	0	0	2	0	.000	0	0	0	0	0	2	0	1.000
TOTAL	.208	82	36	125	16	26	7	0	1	8	36	.288	16	1	34	0	.303	0	1	3	3	19	17	4	.900

Year	ERA	W	L	App	GS	CG	SHO	CBO	SV	IP	H	R	ER	BB	SO	2B	3B	HR	BF	B/Avg	WP	HBP	SFA	SHA	BK
2007	4.04	3	5	17	6	0	0	0	0	45.0	57	31	26	15	38	7	0	0	219	.294	4	6	0	1	3
2008	2.62	0	0	2	0	0	0	0	0	2.2	3	3	1	3	3	2	0	0	15	.273	1	0	0	0	1
2009	11.55	0	1	3	2	0	0	0	0	6.2	13	12	11	7	2	2	0	1	40	.448	2	2	0	0	2
TOTAL	4.90	3	6	22	8	0	0	0	0	54.1	73	46	38	25	43	11	0	1	274	.312	7	8	0	1	6

2010 RAZORBACKS

#9 BRITTANY ROBISON



Senior • 5-8 • R/R
Infielder
Owasso, Okla.
Owasso HS


2009: Brittany Robison appeared in 40 games during her junior season with 31 starts, primarily as the team's designated hitter. She opened the season with a hit in each of the first three games. In Arkansas' home opener, Robison hit a grand slam to left field in the top of the sixth inning against Bradley. She totaled two hits with a home run in the second game of a midweek series at Mississippi State. She also had multi-hit performances against Florida Atlantic, LSU, Ole Miss, Tulsa and UMKC. Robison's two-hit effort against No. 19 LSU included a game-winning single to center field in the bottom of the seventh inning. The win snapped Arkansas' six-game skid against the Tigers. In the classroom, Robison was named to the SEC Spring Academic Honor Roll.

2008: During her sophomore season, Robison started 34 games and posted career highs in home runs and RBI with five and 16, respectively. She totaled 27 hits on the season and posted a .265 batting average. Robison had eight multi-hit games and a four-game hit streak during the season. She also registered four multi-RBI games, including a four-RBI effort in the Razorbacks' victory over Tulsa in the Norman Regional. Against No. 7 Oklahoma in the second game of NCAA Tournament play, Robison collected three hits, including a double in the bottom of the sixth inning. The three hits also represented a season high for the Owasso, Okla., native. Away from the field, Robison was a member of the 2008 SEC Spring Academic Honor Roll.

2007: In her first season at Arkansas, Robison started 42 games, primarily at shortstop. In her first game, Robison hit .500 with a triple and two RBI. Against Mississippi State on May 4, Robison went 3-for-4 with two RBI and a run. She hit her first collegiate home run against Louisiana Tech on April 18. Robison hit the second of back-to-back-to-back home runs that lifted Arkansas to a 5-4 victory.

HIGH SCHOOL: An all-state shortstop at Owasso High School, Robison guided the Rams to a state runner-up finish her senior year. She was voted best defensive player, best offensive player, all-conference twice and all-region. During her senior season, she had a .474 batting average and a .707 slugging percentage, driving in 47 runs.

PERSONAL: Born Nov. 16, 1987, she is the daughter of Robert and Marlene Robison. Her younger sister, Jessica, is also a member of the Razorback softball team and their father played baseball at the University of Oklahoma. Robison is majoring in kinesiology.

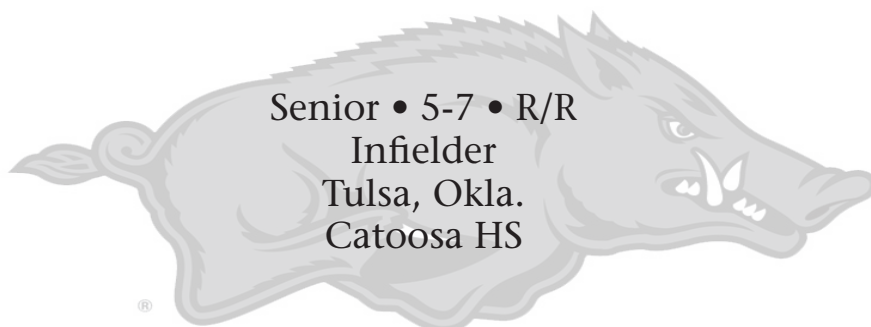


CAREER STATISTICS

Year	Avg	GP	GS	AB	R	H	2B	3B	HR	RBI	TB	SLG%	BB	HBP	SO	GDP	OB%	SF	SH	SB	ATT	PO	A	E	FLD%
2007	.128	44	42	86	7	11	1	1	1	10	17	.198	8	0	26	0	.202	0	1	2	2	57	51	13	.893
2008	.265	46	34	102	15	27	5	0	5	16	47	.461	5	0	28	0	.299	0	4	0	1	54	9	0	1.000
2009	.234	40	31	94	9	22	2	0	4	11	36	.383	10	0	23	0	.308	0	5	0	0	18	9	4	.871
TOTAL	.213	130	107	282	31	60	8	1	10	37	100	.355	23	0	77	0	.272	0	10	2	3	129	69	17	.921

2010 RAZORBACKS

#23 SANDRA SMITH



Senior • 5-7 • R/R
Infielder
Tulsa, Okla.
Catoosa HS

2009: Transitioning from third base to first, Sandra Smith started 54 games for the Razorbacks during her junior season. She finished the season with a career-high eight doubles and led the team with 26 walks. Smith picked up her first hit of the season with an RBI double, the eventual game winner, at Minnesota during the Metrodome Classic. In the SEC opener against South Carolina, she hit her first home run of the season, a two-run blast to left field. She followed with a two-hit effort in the second game of the doubleheader against the Gamecocks. Four of her five home runs during the season came during conference play. She added one against Kentucky and two solo shots in Game Three of the Auburn series. Against Oklahoma State at the Border War, Smith was perfect at the plate with a three-run homer, a single and a walk. She also scored twice against the Cowgirls. Smith had a double in the regular-season finale against No. 9 Georgia. In the classroom, the Tulsa, Okla., native was a member of the SEC Spring Academic Honor Roll.

2008: Coming off a redshirt year, Smith set the Razorback single-season marks for home runs and walks. The Tulsa, Okla., native clubbed 14 home runs and totaled 32 walks. Her 45 RBI during the 2008 campaign were the second most in program history. She carried a .236 batting average, had seven multiple-hit games and finished second on the team with 12 games of at least two RBI. At No. 2 Arizona State, she hit a game-tying grand slam in the top of the sixth inning, just the fifth grand slam in Razorback history. Smith had a career-high three hits in the series finale at Kentucky, helping the team earn its first SEC sweep of the season. In the game, she went 3-for-4 at the plate with a home run and 3 RBI. She had her second multi-hit game during conference play at No. 15 LSU in game two of a doubleheader, going 2-for-5 with a double and two RBI. Against No. 7 Oklahoma in game two of the Norman Regional, Smith was 2-for-5 with a pair of RBI. In the classroom, Smith was a 2008 SEC Spring Academic Honor Roll performer.

2007: Smith redshirted due to an injury her second season at Arkansas.

2006: In her first season as a Razorback, Smith was the leading freshman with a .206 batting average. Smith recorded four multiple-hit games including a pair of hits in two games in the Mississippi State series. Smith started 36 games, primarily at third base. In the final game of the Kentucky series, Smith went 2-for-2 with a double. Smith followed with

a 2-for-3 performance at the plate in the first game of the Louisiana-Monroe doubleheader. Smith recorded her first collegiate home run against Auburn with a two-run blast.

HIGH SCHOOL: In her senior season, Smith was an all-state selection and led the Catoosa Indians to a district and conference championship. Smith set the Catoosa school records for career batting average (.344) and home runs (6). She played with the Oklahoma Illusion and Oklahoma Elite club teams. In 2001, Smith paced the Elite to fifth place at the AFA Nationals.

PERSONAL: Born June 28, 1987, she is the daughter of Roger Smith and Sebrina Lee. She has three younger brothers, Michael, Trenton and Brian. Smith is majoring in kinesiology.

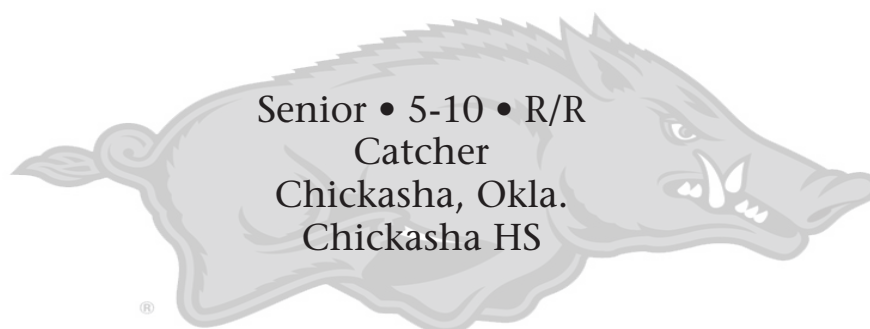


CAREER STATISTICS

Year	Avg	GP	GS	AB	R	H	2B	3B	HR	RBI	TB	SLG%	BB	HBP	SO	GDP	OB%	SF	SH	SB	ATT	PO	A	E	FLD%
2006	.206	42	36	102	4	21	4	0	1	7	28	.275	16	2	32	0	.322	1	2	0	0	87	40	5	.962
2007	Redshirt																								
2008	.236	66	64	182	22	43	7	0	14	45	92	.505	32	0	27	2	.349	1	2	0	0	67	100	9	.949
2009	.220	55	54	127	16	28	8	0	5	16	51	.402	26	2	29	0	.361	0	4	0	0	372	25	6	.985
TOTAL	.224	163	154	411	42	92	19	0	20	68	171	.416	74	4	88	2	.346	2	8	0	0	526	165	20	.972

2010 RAZORBACKS

#16 JESSICA WADDLE



Senior • 5-10 • R/R
Catcher
Chickasha, Okla.
Chickasha HS

2009: Jessica Waddle did not appear in any games during the 2009 season, but was awarded for her work in the classroom with a spot on the SEC Spring Academic Honor Roll.

2008: Waddle earned seven starts during the 2008 season, including a start in the series opener at Kentucky. She picked up the second hit of her Arkansas career in the bottom of the second against Western Illinois. She also had two walks during the season. Waddle was a member of the 2008 SEC Spring Academic Honor Roll.

2007: As a freshman, Waddle played 17 games, adding depth as catcher. On Feb. 18 against Rutgers, Waddle hit her first single as a Razorback, also collecting an RBI.

HIGH SCHOOL: Waddle joined Arkansas softball from Chickasha High School where she earned all-state honors her senior year. She was a three-time all-conference player and earned the newcomer of the year award her freshman season. Waddle held a .367 career batting average with 101 RBI and six home runs.

PERSONAL: Born Aug. 15, 1988, she is the daughter of Larry and Diana Waddle. She has a younger brother, Devin. Waddle is majoring in health science.



CAREER STATISTICS

Year	Avg	GP	GS	AB	R	H	2B	3B	HR	RBI	TB	SLG%	BB	HBP	SO	GDP	OB%	SF	SH	SB	ATT	PO	A	E	FLD%
2007	.053	17	5	19	0	1	0	0	0	1	1	.053	2	0	12	0	.143	0	0	0	0	15	0	1	.938
2008	.067	11	7	15	0	1	0	0	0	0	1	.067	2	0	7	0	.176	0	0	0	0	54	1	2	.965
2009	DNP																								
TOTAL	.059	28	12	34	0	2	0	0	0	1	2	.059	4	0	19	0	.158	0	0	0	0	69	1	3	.959

2010 RAZORBACKS



#62 AMANDA CALDWELL

Junior • 5-4 • R/R

Catcher

Victoria, Texas

Memorial HS

2009: Amanda Caldwell appeared in two games — against Florida Atlantic and Kentucky — during the 2009 season as a pinch runner. She scored a run in Game One of the doubleheader against the Wildcats. In the classroom, she was a member of the SEC Spring Academic Honor Roll.

2008: Caldwell saw action in five games during her freshman season. She scored the first runs of her Razorback career in Arkansas' 13-run fourth inning against Saint Louis. She earned two walks

during the season, one each against ULM and Texas A&M-Corpus Christi. Caldwell was named to the 2008 SEC Freshmen Academic Honor Roll.

HIGH SCHOOL: Caldwell was a first-team all-area pick and honorable mention all-state at Memorial High School. She was the top academic athlete three years and received first-team all-state academic honors. Caldwell hit .423 during her junior season with 19 RBI and four home runs. Her home run total broke the previous school record.

PERSONAL: Born Sept. 6, 1987, she is the daughter of Vic and Maureen Caldwell. She has three younger siblings, Braeden, Elizabeth and Slater. Caldwell came to Arkansas from a family tradition of softball as her great grandmother was inducted into the Canadian Softball Hall of Fame. She is majoring in international business.

CAREER STATISTICS

Year	Avg	GP	GS	AB	R	H	2B	3B	HR	RBI	TB	SLG%	BB	HBP	SO	GDP	OB%	SF	SH	SB	ATT	PO	A	E	FLD%
2008	.000	5	0	1	2	0	0	0	0	0	0	.000	2	0	0	0	.667	0	0	0	0	0	1	0	1.000
2009	.000	2	0	0	1	0	0	0	0	0	0	.000	0	0	0	0	.000	0	0	0	0	0	0	0	.000
TOTAL	.000	7	0	1	3	0	0	0	0	0	0	.000	2	0	0	0	.667	0	0	0	0	0	1	0	1.000



#22 BECCA CARDEN

Junior • 5-8 • R/R

Outfielder

Miami, Okla.

NEO A&M/Bryant HS

2009: Becca Carden appeared in 21 games during her sophomore campaign, making one start in Arkansas' game against Fordham during the FAU/FIU Strike Out Cancer Tournament. Used primarily throughout the season as a pinch runner, she scored seven runs and totaled three stolen bases. Carden picked up her first hit of the season, a single up the middle, in game two of a doubleheader against UMKC. For her work in the classroom, she was named to the SEC Spring Academic Honor Roll.

2008: Carden redshirted during the 2008 season.

PRIOR TO ARKANSAS: Carden transferred to Arkansas from Northeastern Oklahoma A&M where she played outfield. Carden boasted a .450 batting average with seven home runs. She was named an All-American after leading the Lady Norse to a fourth-place finish at nationals. A 2006 graduate of Miami High School, Carden had a career batting average of .517 with 75 hits and 43 runs as a three-year letter-winner.

PERSONAL: Born Nov. 29, 1987, she is the daughter of Pat and Carol Carden. She has two brothers, Steven and Philip, and one sister, Emily. Carden's father played baseball at Texas Christian University. Carden is majoring in kinesiology.

CAREER STATISTICS

Year	Avg	GP	GS	AB	R	H	2B	3B	HR	RBI	TB	SLG%	BB	HBP	SO	GDP	OB%	SF	SH	SB	ATT	PO	A	E	FLD%
2008	Redshirt Season																								
2009	.125	21	1	8	7	1	0	0	0	0	1	.125	0	0	3	0	.125	0	1	3	3	3	1	0	1.000
TOTAL	.125	21	1	8	7	1	0	0	0	0	1	.125	0	0	3	0	.125	0	1	3	3	3	1	0	1.000

2010 RAZORBACKS



#25 LAUREN CHISOM

Junior • 5-8 • R/R

Infielder

Overland Park, Kan.

Notre Dame de Sion HS

2009: Lauren Chisom did not appear in any games during the 2009 season.

2008: Chisom made an appearance in five games during her freshman season. In her first game as a Razorback, she picked up her first-career RBI when she was hit by a pitch with the bases loaded against Centenary. She also scored a run in the game. Chisom scored against Creighton and Indiana State to bring her season runs total to three.

HIGH SCHOOL: Chisom was a three-time all-state selection and a two-time offensive player of the year at Bentonville High School. In addition, she received the newcomer of the year award after her freshman season. As a senior, she posted a .333 batting average with 21 RBI, while leading her team to the state semifinals.

PERSONAL: Born March 17, 1989, she is the daughter of Bryan and Tina Chisom. She has an older sister, Jennifer, and two younger sisters, Miranda and Britt. She is majoring in dietetics.

CAREER STATISTICS

Year	Avg	GP	GS	AB	R	H	2B	3B	HR	RBI	TB	SLG%	BB	HBP	SO	GDP	OB%	SF	SH	SB	ATT	PO	A	E	FLD%
2008	.000	5	0	2	3	0	0	0	0	1	0	.000	0	1	1	0	.333	0	0	0	0	0	0	0	.000
2009	DNP																								
TOTAL	.000	5	0	2	3	0	0	0	0	1	0	.000	0	1	1	0	.333	0	0	0	0	0	0	0	.000



#7 LESLIE DIXON

Junior • 5-6 • R/R

Catcher

Edmond, Okla.

Edmond North HS

2009: Leslie Dixon appeared in 11 games during the 2009 season, with three starts behind the plate as the team's catcher. She singled and scored in Arkansas' three-run sixth inning against Western Kentucky during the Metrodome Classic. Dixon entered in the third inning of game two of doubleheader against UMKC and doubled to left field in her first at-bat. She eventually came around to score on a home run by her sister, Miranda. In the classroom, she was a member of the SEC Spring Academic Honor Roll.

2008: Dixon appeared in 23 games for the Razorbacks, including 10 starts. She had four hits, three runs, two RBI and one home run during her freshman campaign. She scored a career-high two runs against Saint Louis. Dixon belted her first career home run in Arkansas' 3-0 win over Kentucky. She was also a member of the 2008 Southeastern Conference Freshman Academic Honor Roll.

HIGH SCHOOL: Dixon was the starting catcher all four years at Edmond North High School. She earned All-Edmond honors every year, was all-conference three years and all-state as a senior. Dixon hit .444 during her senior year. She guided her team to two fifth-place finishes and one state championship. Dixon played for the Oklahoma Ultimate club team.

PERSONAL: Born Feb. 20, 1989, she is the daughter of Thomas and Linda Dixon. She has an older sister, Miranda, and four younger brothers, Jordan, Joel, Lance and Andrew. Her sister Miranda also plays softball for Arkansas. Dixon is majoring in nutrition.

CAREER STATISTICS

Year	Avg	GP	GS	AB	R	H	2B	3B	HR	RBI	TB	SLG%	BB	HBP	SO	GDP	OB%	SF	SH	SB	ATT	PO	A	E	FLD%
2008	.121	23	10	33	3	4	0	0	1	2	7	.212	0	0	7	0	.118	1	0	0	0	61	12	0	1.000
2009	.182	14	3	11	2	2	1	0	0	0	3	.273	0	0	3	0	.182	0	0	0	0	18	2	0	1.000
TOTAL	.136	37	13	44	5	6	1	0	1	2	10	.227	0	0	10	0	.133	1	0	0	0	79	14	0	1.000

2010 RAZORBACKS



#32 KIM JONES

Junior • 5-11 • R/R

Pitcher

Lenexa, Kan.

Shawnee Mission Northwest HS

2009: Kim Jones stepped into the Razorbacks' No. 2 spot in the rotation during the 2009 season. She finished the season with an 8-12 record and 4.43 ERA with 87 strikeouts in 137.1 innings pitched. In her first start of the season, she picked up the win against Western Illinois, giving up two runs in six innings. Jones pitched a complete-game shutout with six strikeouts in Arkansas' conference opener against South Carolina. She worked eight innings on two occasions, both during SEC play against Mississippi State and Auburn. In that eight-inning effort against Auburn, she registered a season-high eight strikeouts. Jones had seven outings with at least five strikeouts. She picked up her final win with a complete-game performance against UMKC.

2008: Jones made nine starts inside the circle for the Razorbacks and posted a 5-3 record with a 2.76 ERA. In 53.1 innings pitched, she allowed 55 hits, 21 earned runs while striking out 46 batters. She twice struck out a season-best eight batters in wins over Alcorn State and Texas A&M-Corpus Christi. Jones picked up the first win of her Razorback career, a 5-3 victory over Iowa, by striking out five Hawkeyes and allowing no earned runs. She made seven appearances during SEC play, including a start at LSU. Off the field, Jones claimed a spot on the 2008 SEC Freshman Academic Honor Roll.

HIGH SCHOOL: Jones held a 0.64 career ERA with a school-record 604 strikeouts at Shawnee Mission Northwest High School. Jones was a three-time all-state selection. During her senior season, Jones struck out 205 batters in 123.2 innings pitched. Jones was an NFCA All-America Scholar Athlete three times. She played for the Kansas City Pride Gold club team.

PERSONAL: Born July 27, 1989, she is the daughter of Chris and Carol Jones. She has a younger brother Keaton and is majoring in marketing.

CAREER STATISTICS

Year	Avg	GP	GS	AB	R	H	2B	3B	HR	RBI	TB	SLG%	BB	HBP	SO	GDP	OB%	SF	SH	SB	ATT	PO	A	E	FLD%
2008	.000	3	3	0	0	0	0	0	0	0	0	.000	0	0	0	0	.000	0	0	0	0	3	13	4	.800
2009	.000	1	1	0	0	0	0	0	0	0	0	.000	0	0	0	0	.000	0	0	0	0	5	30	0	1.000
TOTAL	.000	4	4	0	0	0	0	0	0	0	0	.000	0	0	0	0	.000	0	0	0	0	8	43	4	.927

Year	ERA	W	L	App	GS	CG	SHO	CBO	SV	IP	H	R	ER	BB	SO	2B	3B	HR	BF	B/Avg	WP	HBP	SFA	SHA	BK
2008	2.76	5	3	16	9	0	0	0	0	53.1	55	34	21	25	46	10	0	5	256	.268	3	12	0	1	13
2009	4.43	8	12	31	19	11	3	0	0	137.1	150	105	87	93	87	11	0	15	682	.281	4	30	0	6	19
TOTAL	3.97	13	15	47	28	11	3	0	0	190.2	205	139	108	118	133	21	0	20	938	.278	7	42	0	7	32



#17 LAYNE MCGUIRT

Junior • 5-7 • R/R

Pitcher

Wynne, Ark.

Wynne HS

2009: Used primarily as a relief pitcher, Layne McGuirt appeared in 16 games during the 2009 season. She also made two starts, against Cleveland State and at No. 1 Florida. She posted a season-high two strikeouts in three appearances, against Southern Miss, No. 19 LSU and No. 6 Alabama. McGuirt totaled 18.2 innings and a 9.75 ERA during the season. Away from the field, she earned a spot on the SEC Spring Academic Honor Roll.

2008: McGuirt made 19 appearances in the circle for Arkansas, primarily in relief situations. In 20.2 in-

nings pitched, she posted 25 strikeouts and a 3.39 ERA. She entered the game to record an out against Iowa to earn the save in a 5-3 victory. The Wynne, Ark., native had a season-high five strikeouts in game two of a doubleheader against Mississippi State. Off the field, McGuirt was a 2008 Southeastern Conference Freshman Academic Honor Roll selectee.

HIGH SCHOOL: McGuirt joined Arkansas softball from Wynne High School after earning all-state honors three times. She boasted a 0.39 ERA her senior season, struck out 309 and had a .484 batting average. McGuirt fanned 808 batters in her career and led her team to the state semifinals her junior year. She played for the Germantown Lady Red Devils club team which was the 18-and-under Gold AFA Nationals Champions.

PERSONAL: Born Sept. 14, 1989, she is the daughter of Woody and Karen McGuirt. She has a younger sister, Meg, and is majoring in recreation.

CAREER STATISTICS

Year	Avg	GP	GS	AB	R	H	2B	3B	HR	RBI	TB	SLG%	BB	HBP	SO	GDP	OB%	SF	SH	SB	ATT	PO	A	E	FLD%
2008	.000	11	8	1	0	0	0	0	0	0	0	.000	0	0	1	0	.000	0	0	0	0	1	7	1	.889
2009	.000	1	1	0	0	0	0	0	0	0	0	.000	0	0	0	0	.000	0	0	0	0	0	2	1	.667
TOTAL	.000	12	9	1	0	0	0	0	0	0	0	.000	0	0	1	0	.000	0	0	0	0	1	9	2	.833

Year	ERA	W	L	App	GS	CG	SHO	CBO	SV	IP	H	R	ER	BB	SO	2B	3B	HR	BF	B/Avg	WP	HBP	SFA	SHA	BK
2008	3.39	0	0	19	3	0	0	0	1	20.2	21	15	10	7	25	2	0	2	92	.253	4	0	0	0	2
2009	9.75	0	1	16	2	0	0	0	0	18.2	32	27	26	21	10	1	0	6	111	.376	2	5	0	0	0
TOTAL	6.41	0	1	35	5	0	0	0	1	39.1	53	42	36	28	35	3	0	8	203	.315	6	5	0	0	2

2010 RAZORBACKS



#8 LINDSEY WELLS

Junior • 5-5 • R/R

Outfielder

Carl Junction, Mo.

Carl Junction HS

2009: Lindsey Wells saw action in three games as a pinch runner for the Razorbacks. She scored a run against Oklahoma State in Game One of the Border War. Wells also crossed the plate in the team's 6-2 win over Centenary in Sherwood, Ark. In the classroom, she was named to the SEC Spring Academic Honor Roll.

HIGH SCHOOL: As a member of the softball team at Carl Junction High School, Wells was a three-time all-conference and a four-team all-district selection. Wells was also a part of a basketball, cross

country and track and field district championship. She qualified for the state cross country meet as a senior. In the classroom, she was a member of National Honor Society, Science Club, Future Business Leaders of America and Student Council.

PERSONAL: Born May 27, 1989, she is the daughter of Joe and Jill Wells. She has two siblings Whitney and Jared. She is an international business major.

CAREER STATISTICS

Year	Avg	GP	GS	AB	R	H	2B	3B	HR	RBI	TB	SLG%	BB	HBP	SO	GDP	OB%	SF	SH	SB	ATT	PO	A	E	FLD%
2009	.000	3	0	0	2	0	0	0	0	0	0	.000	0	0	0	0	.000	0	0	0	0	0	0	0	.000
TOTAL	.000	3	0	0	2	0	0	0	0	0	0	.000	0	0	0	0	.000	0	0	0	0	0	0	0	.000



#29 BRITTANY GRIFFITHS

Sophomore • 5-5 • R/R

Infielder

Plano, Texas

Plano HS

2009: Brittany Griffiths capped an outstanding first year with Arkansas by earning a spot on the SEC All-Freshman Team, becoming the third player in program history -- joining Jessica Bachkora and Miranda Dixon -- to garner that recognition. Starting all 56 games at shortstop during her freshman campaign, Griffiths was second on the team with 108 assists, including a season-high six at No. 1 Florida, and helped turn 10 double plays. Primarily called upon for her defensive work early in the season, Griffiths was inserted into the lineup on a full-time basis during the team's run at the FAU/FIU Strike out Cancer Tournament. She finished the season with a .256 batting

average and tied for the team lead with two triples. Griffiths earned the program's first-ever SEC Freshman of the Week award after helping the team to a 5-1 mark against Mississippi State and Kentucky, going 7-for-17 at the plate with three RBIs and four runs scored. In Game One of the annual Border War, Griffith's hit her first career home run, a three-run shot to center field, to cap the Razorbacks' 8-0 win over Oklahoma State. She added another home run, along with three RBIs, in a win against No. 19 LSU.

HIGH SCHOOL: Griffiths was a four-year letter-winner at Plano Senior High School. As a freshman, she was named newcomer of the year and followed that with second team all-district honors during her sophomore season. As a junior, she was a first team all-district, all-state and NFCA All-Region performer. Her club team, the Texas Glory Gold placed 13th at the ASA Gold Nationals in 2007.

PERSONAL: Born January 10, 1990, she is the daughter of Matt and Courtney Griffiths. She has one younger sister, Alexa. Griffiths is majoring in kinesiology.

CAREER STATISTICS

Year	Avg	GP	GS	AB	R	H	2B	3B	HR	RBI	TB	SLG%	BB	HBP	SO	GDP	OB%	SF	SH	SB	ATT	PO	A	E	FLD%
2009	.256	56	56	121	16	31	6	2	2	22	47	.388	9	1	31	0	.313	0	4	0	0	108	108	11	.952
TOTAL	.256	56	56	121	16	31	6	2	2	22	47	.388	9	1	31	0	.313	0	4	0	0	108	108	11	.952

2010 RAZORBACKS



#24 EMILY JONES

R-Sophomore • 6-1 • R/R

Catcher

Joplin, Mo.

Joplin HS

2009: Emily Jones did not appear in any games during the 2009 season.

2008: Jones made an appearance in four games during her freshman season. She grounded out to shortstop to post her first career RBI in Arkansas' 8-1 win over Texas A&M-Corpus Christi in game one of a doubleheader.

HIGH SCHOOL: Jones joined the Razorbacks from Joplin High School where she helped the Eagles to four conference championships and a state quar-

terfinal appearance. Jones holds eight school records in softball. She had 108 hits, 24 doubles, 16 home runs and 91 RBI during her career and had a .488 batting average as a senior. Her club team, the Tulsa Eagles Gold, was the ASA Regional Champion in 2005 and the 2002-03 USSSA State Champion.

PERSONAL: Born Sept. 1, 1988, she is the daughter of Jeffrey and Lori Jones. She is the youngest of six with siblings Derek, Grant, Chris, Zac and Jenny. Jones is majoring in kinesiology.

CAREER STATISTICS

Year	Avg	GP	GS	AB	R	H	2B	3B	HR	RBI	TB	SLG%	BB	HBP	SO	GDP	OB%	SF	SH	SB	ATT	PO	A	E	FLD%
2008	.000	4	0	4	0	0	0	0	0	1	0	.000	0	0	3	0	.000	0	0	0	0	0	0	0	.000
2009	DNP																								
TOTAL	.000	4	0	4	0	0	0	0	0	1	0	.000	0	0	3	0	.000	0	0	0	0	0	0	0	.000



#3 TORI MORT

Sophomore • 5-5 • L/L

Outfielder

Claremore, Okla.

Owasso HS

2009: Spending all but two games at the No. 2 spot in the lineup, Tori Mort finished the season with 23 runs scored. In the season opener against Southern Miss, she collected a pair of hits, two sacrifices, an RBI and one run scored. She tied for the team lead with nine sacrifice hits during the season. Mort picked up her lone home run of the season against Ball State, an inside-the-park hit that proved to be the difference as the only run scored in the game. She tied for second on the team with 10 multi-hit games, including a season-high three hits in a midweek matchup against Missouri State. She posted two hits, two RBIs and two runs

scored in the second game of Arkansas' doubleheader against South Carolina, helping the team to a sweep of the conference opener. Against No. 13 Oklahoma, Mort scored the game-tying run in the top of the sixth to spark the five-run inning for the Razorbacks. Away from the field, Mort was named to the SEC Freshman Academic Honor Roll.

HIGH SCHOOL: Mort was a three-year starter and four-year letterwinner at Owasso High School. Her team finished top five in the state during her four years with the Rams. She earned all-conference honors three times and was an all-region and all-state pick during her senior season. She owned a .362 career batting average with 150 hits and just three errors.

PERSONAL: Born July 12, 1990, she is the daughter of Tim and Angela Mort. She has two siblings, Lance and Callie. While at Arkansas, Mort will major in kinesiology.

CAREER STATISTICS

Year	Avg	GP	GS	AB	R	H	2B	3B	HR	RBI	TB	SLG%	BB	HBP	SO	GDP	OB%	SF	SH	SB	ATT	PO	A	E	FLD%
2009	.236	56	55	157	23	37	3	1	1	8	45	.287	18	0	43	0	.314	0	9	5	6	64	3	3	.957
TOTAL	.236	56	55	157	23	37	3	1	1	8	45	.287	18	0	43	0	.314	0	9	5	6	64	3	3	.957

2010 RAZORBACKS



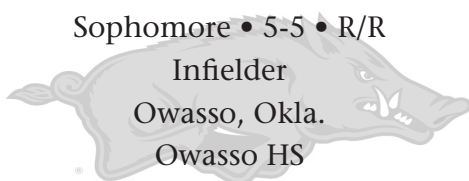
#14 JESSICA ROBISON

Sophomore • 5-5 • R/R

Infielder

Owasso, Okla.

Owasso HS



2009: Robison appeared in 18 games with three starts in her first season. Against Wisconsin-Green Bay, Robison knocked a three-run shot to center field to end the Razorbacks' 8-0 win during the Metrodome Classic. Her second home run of the season also came in dramatic fashion, a grand slam against Oklahoma State in the top of the fifth to complete Arkansas' rally to tie the score after trailing 6-0. Later in the season, Robison scored another run against Oklahoma State during the Border War. She was also successful in the classroom by earning a spot on the SEC Freshman Academic Honor Roll.

HIGH SCHOOL: At Owasso High School, Robison set several school records including most hits (165), most doubles (47), most home runs (16), most RBI (115) and highest career batting average (.431). A four-year starter, she was an all-metro and all-conference selection three times. During her senior year, she also earned all-region and all-state honors.

PERSONAL: Born April 18, 1990, she is the daughter of Robert and Marlene Robison. Her father played baseball at the University of Oklahoma and her older sister, Brittany, is a member of the Razorback softball team. Robison is majoring in kinesiology.

CAREER STATISTICS

Year	Avg	GP	GS	AB	R	H	2B	3B	HR	RBI	TB	SLG%	BB	HBP	SO	GDP	OB%	SF	SH	SB	ATT	PO	A	E	FLD%
2009	.200	18	3	20	4	4	0	0	2	7	10	.500	1	1	9	0	.273	0	0	0	0	0	2	0	1.000
TOTAL	.200	18	3	20	4	4	0	0	2	7	10	.500	1	1	9	0	.273	0	0	0	0	0	2	0	1.000



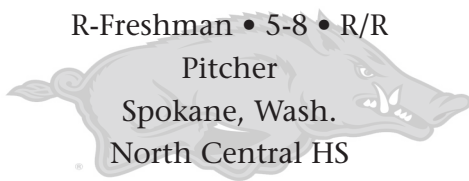
#10 KELSIE VALLIES

R-Freshman • 5-8 • R/R

Pitcher

Spokane, Wash.

North Central HS



2009: Before suffering a season-ending injury, Kelsie Vallies made four starts during the first two weeks of the season. In her first appearance, she worked 4.1 innings and struck out five en route to her first career victory, a 6-2 win over Samford. She improved to 2-0 after a four-inning appearance at Minnesota. Vallies finished the season with 9.2 innings pitched and a 6.52 ERA.

HIGH SCHOOL: Vallies was an all-state pitcher for North Central High School in Spokane, Wash. During her prep career, she struck out 820 batters and had a .400 batting average with six home runs and 34 RBI as a senior. She earned team MVP honors and was a three-time all-league selection. Her club team, the Washington Ladyhawks Gold, took ninth place at the 2007 ASA Gold Nationals.

PERSONAL: Born July 26, 1990, she is the daughter of Bill and June Vallies. She has a younger sibling, Adriene, and her father played baseball at Whitworth College. Vallies is majoring in business.

2008: Vallies redshirted during the 2008 season.

CAREER STATISTICS

Year	ERA	W	L	App	GS	CG	SHO	CBO	SV	IP	H	R	ER	BB	SO	2B	3B	HR	BF	B/Avg	WP	HBP	SFA	SHA	BK
2008	Redshirt																								
2009	.000	1	1	0	0	0	0	0	0	0	0	.000	0	0	0	0	.000	0	0	0	0	0	1	0	1.000
TOTAL	.000	1	1	0	0	0	0	0	0	0	0	.000	0	0	0	0	.000	0	0	0	0	0	1	0	1.000
2008	Redshirt																								
2009	6.52	2	2	4	4	0	0	0	0	9.2	9	10	9	16	9	1	0	0	55	.237	4	0	0	0	1
TOTAL	6.52	2	2	4	4	0	0	0	0	9.2	9	10	9	16	9	1	0	0	55	.237	4	0	0	0	1

2010 RAZORBACKS NEWCOMERS



#34 COURTNEY BREAUT

Freshman • 5-9 • R/R

Infielder

Roseville, Calif.

Memorial HS

HIGH SCHOOL: Courtney Breault joins the Arkansas softball team after an impressive career at Woodcreek High School. During her freshman year, she helped Woodcreek to a No. 13 national high school ranking. Breault is a two-time selection to the Sierra Foothill All-League first team and was named to the *Press Tribune* all-area team as a sophomore. That same year, Woodcreek won the Sierra Foothill League championship and finished third in the Sac-Joaquin section. Her junior year,

she lead her team to a runner-up finish in Sac Joaquin Section Division II, ranked second in California for all of Division II. She was a captain her final two seasons. She also was a three-year letterwinner in basketball.

PERSONAL: Born Nov. 12, 1991, she is the daughter of Kevin and Julie Breault. She has a younger brother, Connor, and chose Arkansas because she loved the school and the atmosphere. Breault plans to study business and pursue a career in a sports-related field. During high school, she was an American Cancer Society volunteer and she participated in Think Pink, an NCAA basketball event. She also graduated in the top 15 percent of her class and won an academic merit award in 2007.



#28 STEPHANIE BREWER

Freshman • 5-6 • R/R

Infielder

Broken Arrow, Okla.

Broken Arrow HS

HIGH SCHOOL: Stephanie Brewer was a four-year starter and a four-year letterwinner at Broken Arrow High School. She capped her high school career by helping Broken Arrow capture the 2008 Oklahoma 6A State Championship. She belted a home run in the championship game. It was the second state championship for Brewer after the Tigers also claimed the 2006 title. Along with being a two-time

all-conference selection, Brewer was a 2008 all-state and all-region first team member. This season she batted .392, knocked in 27 runs, had three triples, 14 doubles and four home runs. At first base, Brewer posted a .988 fielding percentage. She helped Broken Arrow set four single seasonhigh school records: most wins, most consecutive wins, most doubles and most home runs in one season.

PERSONAL: Born May 2, 1991, she is the only daughter of Steve and Kellie Brewer. A native of Tulsa, Okla., Brewer chose to play at Arkansas because it was an excellent career choice and she liked the campus. She plans to study kinesiology and pursue a career in physical therapy after college. In high school, she was a member of the National Honor Society along with DECA and student council.



#5 MORGAN CLARK

Freshman • 5-9 • R/R

Catcher

Farmington, Ark.

Farmington, HS

HIGH SCHOOL: Morgan Clark joins the Arkansas softball team after starting for three years at Farmington High School. She is a three-time selection to the all-conference first team and earned a conference catching award as a senior. Clark helped the Cardinals win conference championships, in her sophomore and senior seasons, along with advancing to the state semifinal game.

PERSONAL: Born May 5, 1991, she is the only daughter of Ricky and Stella Clark. She chose Arkansas because she thinks it is a great school and because it was close to home. Clark plans to study math and pursue a career as a high school math teacher and coach. Her life's ambition is the make the same impact on kid's lives as my high school coaches had on hers. During high school, she was involved with national honors society, FFA and student council.

2010 RAZORBACKS NEWCOMERS



#31 CHELSEA COHEN

Freshman • 5-5 • R/R
Outfielder
Carl Junction, Mo.
Carl Junction HS

HIGH SCHOOL: Chelsea Cohen joined the Arkansas softball team after earning all-state honors three times. In her first high school start for the Reed High School Raiders, she threw a nine-inning no-hitter and struck out 15 batters in a 1-0 win. She finished her freshman year with a 1.56 ERA and 120 strikeouts in 99 innings pitched. As a sophomore, she carried a 1.87 ERA and threw seven shutouts while striking out 165. She helped her team to a runner-up finish at the Oklahoma 4A State Championships in her junior year. Cohen was also a four-year letterwinner in volleyball.

PERSONAL: Born May 25, 1991, she is the daughter of Todd and Heidi Cohen. She has two older brothers, Cody and Calder. She chose Arkansas because she loved the school and the people. Cohen will major in interior design. In high school, she was involved with student council and the Reed mentoring program.



#30 AMANDA SUMMERFORD

Freshman • 5-10 • R/R
Outfielder
Fayetteville, Ark.
Fayetteville HS

HIGH SCHOOL: Amanda Summerford is a pitcher from Fayetteville High School that helped lead the Bulldogs to the 7A West Conference championship and a runner-up finish at the 2008 Arkansas 7A State Tournament. Summerford also was named to the 2008 Louisville Slugger/NFCA High School All-South Central second team. As a sophomore, Summerford was the Arkansas Gatorade Player of the Year after leading Fayetteville to the 2007 Arkansas 7A state championship, the second state title of her career; the Bulldogs were the 2006 Arkansas 5A state champions. She is a two-time all-state honoree and twice has been named to the all-conference first team.

PERSONAL: Born June 17, 1991, she is the daughter of Joe and Lisa Summerford. She has an older brother, Josh, and she chose Arkansas because it was near home and she always had dreams of playing in the SEC. Summerford is majoring in kinesiology and plans to attend graduate school to become a pediatric physical therapist.



#6 HOPE McLEMORE

Freshman • 5-6 • R/R
Pitcher
Ringling, Okla.
Ringling HS

HIGH SCHOOL: Hope McLemore was a vital piece of the Ringling High School run to the 2008 Oklahoma 2A state championship. In the title game, she had a 16-strikeout, shutout performance in the circle and scored the only run of the game. McLemore was selected a member of the all-state team. Following her senior season, McLemore was honored with the Ferguson Jenkins Award, which is given to the top five baseball and softball players in the state of Oklahoma. During her prep career, she was a three-time All-Area Pitcher of the Year and a four-time member of the All-Area All-Star Team. McLemore compiled a career 115-24 record with a 0.45 ERA and 1,500 strikeouts. She also lettered in basketball and cheerleading.

PERSONAL: Born Nov. 20, 1990, she is the daughter of Terry and Elizabeth McLemore. She has an older brother, Terel, and chose Arkansas because of the beautiful campus, the coaching staff and the academic opportunities. She excelled in academics in high school and was named a National AP Scholar and was FFA president along with Student Council vice-president. McLemore is a pre-med major who plans to pursue medical school.



#15 BREA VAN DE POL

Freshman • 5-8 • R/R
Infielder
Ankeny, Iowa
Ankeny HS

HIGH SCHOOL: Brea Van De Pol joins the Arkansas softball team after being a four-year starter at Ankeny HS. She earned All-Conference second team honors as a senior along with being named to the Iowa Girls Coaches Association's Class Four third team. She was a member of the Hawks team that finished second in its conference in 2009. Van De Pol also lettered in basketball, track and volleyball at Ankeny.

PERSONAL: Born March 23, 1991, she is the daughter of Bret and Tracy Van De Pol. She has two younger brothers, Tabor and Brady. She chose Arkansas because it is a great program and she enjoyed the people on the team. Van De Pol plans to study kinesiology/applied exercise science and attend chiropractic school upon completion of college. Her life's ambition is to be a chiropractor. During high school, she was involved with Friends of Rachel and was on the honor roll.

COACHING STAFF



HEAD COACH

MIKE LARABEE • FIRST SEASON

Mike Larabee will begin his first season as the head coach of the University of Arkansas softball team after being named the third head coach in program history on June 25, 2009. Before coming to Fayetteville, Larabee served as the head coach of the Wright State program in Dayton, Ohio, for the past five seasons.

"I am appreciative of the opportunity Jeff Long and the University of Arkansas has given me to lead the Razorback softball program," Larabee said. "The University of Arkansas is a place where our coaching staff will work hard teaching and coaching the game while recruiting quality student-athletes. I couldn't ask for a better opportunity than to coach in the Southeastern Conference at an outstanding institution known for its academic and athletic excellence."

Larabee most recently finished his fifth season at Wright State in Dayton, Ohio, where his teams ranked among the nation's top 15 in batting average each of the last two years. He won 92 games in the past three seasons with the Horizon League tournament championships and NCAA Tournament bids in 2007 and 2008. In addition to his collegiate coaching experience, Larabee is a two-time member of the United States National Softball Team coaching pool and was a two-time all-world selection during this playing career.

"At Arkansas we have all the ingredients for a nationally competitive program," Larabee said. "Bogle Park is one of the best, if not the best, stadiums in the country. Our facilities will be a great draw in recruiting. When the job first came open, I did some research because I wanted it to be a good fit not only for me but for my family. After looking at the University of Arkansas and Northwest Arkansas, I felt like this was a great opportunity for all of us."

Larabee led Wright State to 34 wins in 2009, second-most in school history, while the 16-8 conference record also gave the Raiders the most league victories in school history. The 33-26 record in 2008 was the first winning record for WSU since 2001, and the NCAA Tournament appearances in '07 and '08 were just the second and third in school history.

During his five-year run with the Raiders, Larabee compiled a 114-147 overall record, a 49-51 mark in Horizon League play and a 12-6 record in the conference tournament. In the past two seasons, Wright State was 29-15 in league play.

The 2008 club won the Horizon League Tournament with wins over Loyola, Illinois-Chicago and two over regular-season champion Cleveland State to advance to an NCAA Regional in Ann Arbor, Mich., where the Raiders fell to Michigan and Kent State. Larabee was named Wright State's Coach of the Year following the 2008 campaign.

The 2007 club was 25-35 overall, but won the conference tournament as the No. 7 seed with wins over Cleveland State, Butler, Illinois-Chicago and Cleveland State again. Wright State fell to Northwestern and Notre Dame in the NCAA Tournament in Evanston, Ill.

With a 2-2 mark in the 2009 Horizon League Tournament, Larabee led his team to a 10-2 record in conference tournament play during the past three seasons.

Other 2009 highlights include six student-athletes earning All-Horizon League honors, a school record for team fielding percentage (.965), three individual single-season records and six individual career records. The Raiders were No. 15 in the nation with a .309 batting average, No. 35 with 5.15 runs scored per game and No. 37 with a .445 slugging percentage.

Larabee's 2008 squad set 11 school records, including 67 home runs, which shattered the previous mark of 25 in 1999. WSU was No. 5 in the nation with 0.36 triples per game, No. 10 with a .315 batting average and a .510 slugging percentage, No. 12 with 5.85 runs and 1.14 home runs per game, and No. 23 with 1.46 doubles per game.

A former member of the U.S. National Men's Fastpitch Team in 1996 and 2000, Larabee was named to the USA Women's National Team Coaching Pool for the 2005-08 and 2009-12 Olympic Quadrenniums. As a result, he was part of the selection camp committee which chose participants for the Pan American Qualifying Team. That team competed in Guatemala in 2005 and qualified for the 2006 World Championships in Beijing, China, and the 2007 Pan American Games in Rio de Janeiro, Brazil. In summer 2006, he was part of the coaching staff of the World University Games in Taiwan and helped the United States win the gold medal.

This past year, he was selected as a clinician for the NCAA Youth Education Through Sports (YES) clinic during the 2009 Women's College World Series in Oklahoma City.

Larabee was an assistant at the University of Illinois for three years (2002-04) prior to going to Wright State. In 2003, Illinois earned an NCAA Tournament bid for the first time. In 2004, Illinois ended the year ranked No. 17 in the USA Today/National Fastpitch Coaches Association poll, was the No. 2 seed in the NCAA Waco Regional and came within one victory of advancing to the Women's College World Series.

From 1998-2001, he was head softball coach, and assistant football (1997-2000) and wrestling coach (1999-2000), at Kentlake High School in Kent, Wash. He also taught advanced weight training and speed development. He was named Class 4A softball coach of the year in 2001 after Kentlake finished second in the state. His 1998 team was fifth, while the 2000 team placed fourth.

In 1996 and 1997, he was softball coach and assistant football coach at Kentridge High School



COACHING STAFF

in Kent.

In six years as a head coach on the prep level, Larabee's teams were 145-25, with an 88-6 mark in the South Puget Sound League (SPSL), and he was named Seattle-Tacoma All-Area Coach of the Year in 1996 and 1999.

He won six consecutive SPSL North League titles (1996-2001) and his 2001 squad had the highest team grade point average in the state.

Larabee also worked one year as a pitching and outfield coach for the University of Puget Sound baseball team (1992). Other coaching experience includes participating in the Diamond Basics Softball Clinics (1994-2001) in Kent, Wash., and working as assistant baseball coach at Kent Meridian High School (1994-95).

In addition to playing on the U.S. National Men's Fastpitch Team, he also participated in the 1999 Pan American Games National Team Festival. A three-time American Softball Association All-American (1992, 1995, 1997), he played in the U.S. Olympic Sports Festival four times and was named to the ISC All-World Team twice (1990, 1997).

He played baseball at MiraCosta and Green River community colleges, and at Washington State University, where he earned his bachelor's degree in physical education in 1986. He earned his master's in exercise science from WSU in 1988. While working on his master's, he was an assistant baseball coach at WSU, working with the outfielders.

Larabee and his wife Dawn have a daughter, Michaela, and a son, John.

The Larabee File

Name: Mike Larabee

Degree: Washington State, 1986

Playing Career: U.S. National Men's Fastpitch Team, 1991 Pan American Games National Team Festival, U.S. Olympic Sports Festival

Prior to the Razorbacks

Wright State

Head Coach, 2005-09

University of Illinois

Assistant Coach, 2002-04

Kentlake High School

Softball, Football, Wrestling Coach, 1996-2001

University of Puget Sound

Pitching and Outfielders Coach, 1992



COACHING STAFF

ASSISTANT COACH

SUE CARPENTER • FIRST SEASON



Sue Carpenter begins her first season as an assistant coach of the Razorback softball team. Prior to coming to Arkansas, she was an assistant under head coach Mike Larabee during the previous three seasons at Wright State where she worked with infielders and coordinated camps, recruiting and scouting. Carpenter will assume those same duties in Fayetteville.

During her three years at Wright State, the Raiders made two NCAA Tournament appearances and won back-to-back Horizon League Tournament titles in 2007 and 2008. Carpenter's work with the infielders was put on display when Bridget Henry earned the All-Tournament Defensive Award at first base during the Raiders' 2008 run to the conference tournament title. She also helped guide Jherica Williams to the program's first Horizon League Player of the Year award, also in 2008. Wright State went on to win 34 games, the second-most in program history, and record a .974 fielding percentage against conference opponents in 2009.

Carpenter served as the head coach at Cedarville University for seven seasons (2000-06) prior to joining the Wright State staff. She led the Lady Jacket

softball team to four appearances in the National Christian College Athletic Association (NCCAA) Tournament and three appearances in the National Association of Intercollegiate Athletics (NAIA) Region IX Tournament. In 2000, Cedarville were the NCCAA Midwest Region champions.

Coaching at her alma mater, Carpenter was a three-year letterwinner (1984-86) during her collegiate playing career. She was a member of the program's inaugural fast-pitch team in 1985 and was an All-Western Buckeye Collegiate Conference and All-NAIA District 22 shortstop during the 1986 season.

She began her coaching career as an assistant at Cedarville (1987-89) and later spent five years on the coaching staff at Colville High School in Washington.

Carpenter and her husband Kevin have two sons, Nick and Josh.



Carpenter (left) begins her first season as an assistant coach for the Arkansas Razorbacks. She has worked with Coach Larabee the previous three seasons at Wright State. Carpenter began her coaching career at her alma mater Cedarville University, where she was the head coach for seven seasons. Carpenter also brings valuable experience as a former player.

COACHING STAFF



ASSISTANT COACH

KYLE JAMIESON • FIRST SEASON

Kyle Jamieson begins his first season as pitching coach at the University of Arkansas after being introduced on September 24, 2009. Jamieson spent the previous three seasons as the associate head coach at Syracuse University.

Regarded as one of the nation's premiere pitching coaches, Jamieson's coaching made an immediate impact during his initial season at Syracuse. Inheriting a staff with a 4.88 ERA from the season before, Jamieson guided his pitching staff to a 3.35 ERA during his first year. During his tenure, Jamieson cut Syracuse's team ERA in half as the staff finished the 2009 season with a 2.42 ERA.

Under Jamieson's watch, Syracuse pitcher Jenna Cairra was named the 2009 Big East Rookie of the Year and a member of the all-conference third team. Cairra finished her freshman season with a 16-11 record, 2.33 ERA and 192 strikeouts in 186.1 innings. She also posted 16 complete games, six shutouts, two no-hitters and held opponents to a .216 batting average.

Prior to his stint at Syracuse, Jamieson was an assistant coach at Bowling Green where the Falcons led the Mid-American Athletic Conference (MAC) in team ERA in each of his three seasons there. In his first two seasons at BGSU, Jamieson coached the MAC Tournament MVP and MAC Pitcher of the Year. In his final season, the 2006 MAC Freshman of the Year came from the Bowling Green pitching staff.

Jamieson's playing and coaching background has taken him all around the world. He helped pitched the Canadian National Team to a world championships in New Zealand in 1993 and was a member and pitching coach of the Danish National Fastpitch Championship club team in 2001.

A native of Stittsville, Ontario, Jamieson earned bachelor's degrees from Brock University (1997) and Nipissing University (1998) in physical education and education.



VOLUNTEER ASSISTANT COACH

JOHN SISEMORE • FIRST SEASON

John Sisemore begins his first season as a volunteer assistant coach at the University of Arkansas after being introduced on September 24, 2009.

"I consider it an honor and privilege to be able to work with head coach Mike Larabee and his great staff," Sisemore said. "I am looking forward to helping with the other assistants in building a program that Arkansas can be proud of."

Sisemore enters the program with various coaching credentials and experiences. An assistant at Farmington High School, Sisemore has also served as the coach of 12U and 14U traveling teams and as a hitting instructor for several levels of competition. Over the past three seasons his Northwest Arkansas teams have posted a 94-22 record.

This year, his 12U team went 34-8 overall and was runner-up at the ASA state championships. Sisemore prides himself on great hitting fundamentals in the short game as well as power hitting. His team hit .394 as a team in the state tournament while averaging over eight runs per game and only giving up two per game.

"Coach Sisemore is involved with all areas of coaching in our program," Larabee said. "His passion and enthusiasm for the game of softball is tremendous. He is a student of the game and it was evident right from the get-go that he would be a great addition to our staff. His familiarity with the Northwest Arkansas area is also a huge bonus."

A recipient of the Northwest Arkansas Business Entrepreneur Award, Sisemore has been a figure in the business community; starting and owned over seven corporations in the past several years in the area ranging from gas and oil retail companies, restaurant, commercial and residential development, worldwide freight transport, commercial construction, and commercial cattle ranching.

"I associate success in softball to the same in business," Sisemore said. "If you to surround yourself with hard working determined individuals, who are willing to give one hundred and ten percent, the results will always be positive."

Sisemore is currently enrolled at the University of Arkansas where he is working toward a bachelor's of science degree in kinesiology with a concentration in exercise science.

Sisemore and his wife Lori have three daughters, Oakley, Saylor and Siana.

SUPPORT STAFF



DAYNA HUCKABEE **MANAGER • SECOND SEASON**

Dayna Huckabee is in her second year as a manager for the Razorback softball team.

Huckabee was a four-year letterwinner (2005-08) for the Arkansas softball team and was a member of the 2008 squad that advanced to NCAA Tournament play in the Norman Regional. She

finished her playing career with the most triples (12) and tied for the most home runs (20) in program history. Huckabee is also second on the all-time list with 105 RBI. She co-owns the third highest slugging percentage in school history (.408).

Born Nov. 23, 1985, the Texarkana, Ark., native is the daughter of Jerry and Vicki Huckabee. She has an older brother, Matthew. Huckabee's father, Jerry, played baseball at Carl Albert Junior College and Southeastern Oklahoma State University. Huckabee earned her bachelor's degree in kinesiology and is currently working on a master's degree in exercise science.



HANNAH CICIONI **MANAGER • FIRST SEASON**

Hannah Cicioni is in her first year as a manager for the Razorback softball team.

Cicioni was a member of the Arkansas softball team from 2007-09.

In high school, Cicioni earned all-state honors in both her junior and senior years. She was a two-time MVP for Rogers High School and was the school's first-ever Division I softball signee. Cicioni was selected as an all-star her junior year and held the highest batting average on her team. As a senior, Cicioni had a .388 batting average and a .483 on-base percentage.

Born Jan. 11, 1988, she is the daughter of Roy Knapp and Pamela Cicioni. She is majoring in kinesiology.



DAWN DIDIER **ATHLETIC TRAINER**

Dawn Didier is in the midst of her sixth year as a full-time member of Arkansas' athletic training staff. She moves from an assistant football athletic trainer position to the primary athletic trainer for both the soccer and softball teams.

As assistant athletic trainer, the Baton Rouge, La., native is responsible for the prevention, treatment and rehabilitation of UA's student-athletes. She also assists in the day-to-day operations of the athletic training room, coordination of the athletic training graduate assistant and students for her sports.

In addition, Didier serves as an ACI and the liaison between the athletic training room and the entry-level master's athletic training education program. She worked two years as an intern for Dean Weber before becoming full-time on May 1, 2004.

At Robert E. Lee High School, Didier was valedictorian and lettered in volleyball, basketball and softball. She continued her collegiate basketball career at the University of Louisiana-Lafayette before transferring to LSU in 1996 and pursuing athletic training in 1998.

Didier graduated from LSU with her bachelor's degree in kinesiology in 2000 and earned her master's degree in kinesiology in 2002.



MELISSA ANDERSON **MEDIA RELATIONS INTERN**

Melissa Anderson is in her first year as an intern in the media relations office at the University of Arkansas. She joined the staff in September 2009.

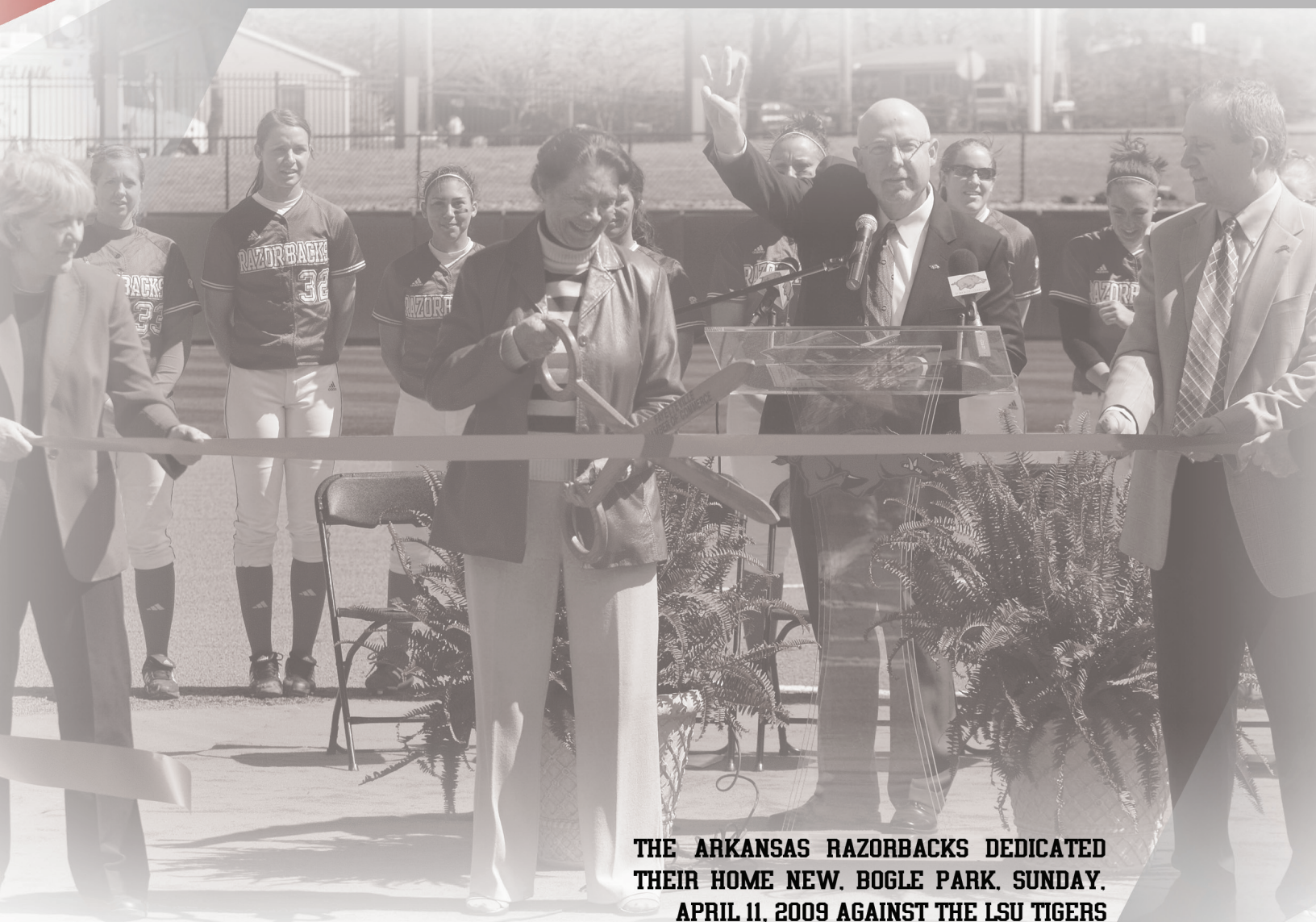
Anderson serves as the primary contact for the Razorback swimming and diving and softball teams. She also assists with the other 17 University sport programs.

Before her arrival in Fayetteville, Anderson served as a graduate assistant with the men's sports information office at the University of Tennessee. Prior to her assistantship, she worked in the office as a student assistant for two-and-a-half years.

After serving as the contact for the Tennessee men's golf team for three seasons, Anderson was the primary contact for the baseball team during the 2009 season. Additionally, she assisted with game-day preparations for football, men's basketball, and tennis.

Anderson is a St. Louis native and a member of the College Sports Information Directors of America (CoSIDA). She earned her bachelor's degree in sport management from Tennessee in 2007 and graduated with her master's degree in journalism from Tennessee in 2009.

2009 SEASON REVIEW



**THE ARKANSAS RAZORBACKS DEDICATED
THEIR HOME NEW, BOGLE PARK, SUNDAY,
APRIL 11, 2009 AGAINST THE LSU TIGERS**

2009 REVIEW

The Arkansas Razorback softball team experienced a lot of firsts during the 2009 campaign beginning with the opening of its new facility Bogle Park. The most recently facility on the University of Arkansas campus, the 1,200-seat stadium features outfield seating for fans, an indoor practice/hitting facility and a suite level with press box. Along with posting some of the top team and individual numbers in school history, the Razorbacks collected 27 wins and made their first back-to-back appearances in the NCAA tournament in program history.

All season long the Razorbacks were powered by their offense that challenged many school records set the previous season. Arkansas finished the year with a .260 batting average (third), a .416 slugging percentage (second), 48 home runs (second) and 214 RBIs (second), which all ranked in the top five in program history.

Catcher Whitney Cloer turned in a stellar senior season, leading the team in batting average (.335), hits (54), doubles (16) and total bases (101). Her batting average of .335 is the third highest in program history and saw a nearly 50 point improvement over her batting average during the 2008 season. The senior's 16 doubles were tied for sixth in the conference. Cloer was also named to the 2009 SEC Community Service Team for her efforts away from the playing field.

The 2009 season also saw the career of infielder Kayla Johnson come to a close. She finished her four years at Arkansas as the all-time runs leader with 124. Johnson recorded 32 in 2009, tied for tops on the team with outfielder Jessica Bachkora. Bachkora ranks third all-time in runs and could pass Johnson during the 2010 season. Johnson ranked among the top 10 all-time in several statistical categories including slugging percentage (.390), games played (236), at-bats (666), hits (172), doubles (31), home runs (17), RBIs (98), total bases (260) and walks (56).

The 2009 season saw the emergence of freshman Britany Griffiths who made school history when she became the first Arkansas player to win SEC Freshman of the Week. A stellar defensive shortstop who also added a .256 batting average with 31 hits and 22 RBIs in 56 games, Griffiths was the third Razorback softball player to be named

to the SEC All-Freshman Team. She joins Miranda Dixon and Jessica Bachkora who earned the honor in 2007.

Dixon also continued to put up solid numbers in the 2009 season. The junior finished the season with team highs in home runs (11) and RBIs (40) which both ranked as the third highest total for a season in program history. With those numbers, Dixon became the first player in Arkansas history with at least 10 home runs in back-to-back seasons and at least 40 RBIs in back-to-back seasons. Dixon also earned her second SEC Pitcher of the Week honor of the season and at the completion of the season repeated as an honoree on the 2009 Louisville Slugger/NFCA Division I All-South Region first team.

The Razorbacks also made their first appearance in the Southeastern Conference tournament since 2006. Arkansas got off to a fast start in conference play, winning its first five games. That marked the first time the Razorbacks kicked off conference play 5-0. The Hogs started things off with a doubleheader sweep of South Carolina in Fayetteville followed by a three-game sweep of Mississippi State in Starkville, Miss. The Razorbacks also picked up a series victory over Kentucky in the first half of the conference-play portion of the schedule. The remaining seven conference opponents were tougher as Arkansas finished with a 10-16 record in SEC play.

After reaching the SEC tournament, the Razorbacks earned a No.2 seed in the Norman Regional of the NCAA tournament, the program's fourth appearance in the national tournament. Against Tulsa in game one, the Razorbacks suffered a 6-0 defeat. In game two, Arkansas faced Oklahoma, who they had defeated 11-9 in Norman earlier in the season when they were the No.11 ranked team in the country. The victory in Norman was the first in Arkansas history. The Sooners were too much to handle in the tournament though as the 2009 season came to a close with a tough 21-2 loss.

Away from the playing field, the Razorbacks collected honors as well. Juniors Jessica Bachkora and Miranda Dixon were each named to the *ESPN the Magazine* Academic All-District first team. The honor was the second first team for Dixon and the first for Bachkora who was named to the second team in 2008.



The Razorbacks capped their 2009 season with a second-straight appearance in the NCAA Tournament (Norman Regional). The back-to-back NCAA Tournament selections were the first in program history. Arkansas also made its first appearance in the Southeastern Conference Tournament since 2006 after starting conference play 5-0 for the first time in school history.

2009 GAME-BY-GAME

Game date	Opposing team	Score	r-h-e	r-h-e	Inns	Overall	SEC	Pitcher of record	Attend	Time
Feb 06, 2009	at Southern Miss	W 5-3	5-10-0	3-4-5	7	1-0-0	0-0-0	M. Dixon (W 1-0)	150	2:18
Feb 07, 2009	vs Western Kentucky	W 7-4	7-11-2	4-12-2	7	2-0-0	0-0-0	M. Dixon (W 2-0)	409	2:02
Feb 07, 2009	at Southern Miss	7-9 L	7-9-2	9-12-5	7	2-1-0	0-0-0	Hulsey (L 0-1)	668	2:46
Feb 08, 2009	vs Samford	W 6-2	6-7-1	2-2-1	7	3-1-0	0-0-0	Vallies (W 1-0)	388	
Feb 13, 2009	vs Drake	5-6 L	5-10-0	6-8-0	7	3-2-0	0-0-0	M. Dixon (L 2-1)	71	2:27
Feb 14, 2009	at Minnesota	W 3-2	3-4-0	2-7-0	7	4-2-0	0-0-0	Vallies (W 2-0)	806	2:01
Feb 14, 2009	vs Western Illinois	W 5-3	5-6-0	3-7-3	7	5-2-0	0-0-0	K. Jones (W 1-0)	117	1:51
Feb 15, 2009	vs Northern Iowa	0-7 L	0-2-0	7-8-0	7	5-3-0	0-0-0	Vallies (L 2-1)	61	1:45
Feb 15, 2009	vs Wisconsin-Green Bay	W 8-0	8-8-1	0-2-0	5	6-3-0	0-0-0	M. Dixon (W 3-1)	116	1:18
Feb 20, 2009	vs FIU	1-10 L	1-3-5	10-11-0	6	6-4-0	0-0-0	M. Dixon (L 3-2)	237	1:56
Feb 20, 2009	at Florida Atlantic	1-2 L	1-5-1	2-3-1	7	6-5-0	0-0-0	K. Jones (L 1-1)	237	1:38
Feb 21, 2009	vs MISSOURI	0-8 L	0-2-2	8-9-0	6	6-6-0	0-0-0	K. Jones (L 1-2)	342	1:38
Feb 21, 2009	at Florida Atlantic	0-8 L	0-0-1	8-11-1	5	6-7-0	0-0-0	Vallies (L 2-2)	342	1:34
Feb 22, 2009	vs Fordham	W 7-3	7-8-2	3-7-4	(9)	7-7-0	0-0-0	M. Dixon (W 4-2)	113	2:21
Feb 27, 2009	BRADLEY	W 0-5	10-8-2	5-8-2	7	8-7-0	0-0-0	M. Dixon (W 5-2)	465	2:44
Feb 27, 2009	BALL STATE	W 1-0	1-3-0	0-6-2	6	9-7-0	0-0-0	K. Jones (W 2-2)	510	1:35
Mar 06, 2009	vs Drake	W 6-3	6-8-1	3-3-2	7	10-7-0	0-0-0	K. Jones (W 3-2)	0	1:40
Mar 07, 2009	vs Cleveland State	W 3-1	3-7-1	1-7-0	7	11-7-0	0-0-0	M. Dixon (W 6-2)	223	1:19
Mar 07, 2009	vs Northern Colorado	2-6 L	2-4-5	6-7-1	7	11-8-0	0-0-0	K. Jones (L 3-3)	223	2:13
Mar 08, 2009	at Oklahoma State	6-7 L	6-9-0	7-11-0	7	11-9-0	0-0-0	K. Jones (L 3-4)	200	2:20
*Mar 11, 2009	SOUTH CAROLINA	W 4-0	4-10-0	0-4-0	7	12-9-0	1-0-0	K. Jones (W 4-4)	388	1:50
*Mar 11, 2009	SOUTH CAROLINA	W 7-0	7-11-1	0-3-1	7	13-9-0	2-0-0	M. Dixon (W 7-2)	388	1:34
*Mar 17, 2009	at Mississippi State	W 8-3	8-9-2	3-5-1	(8)	14-9-0	3-0-0	K. Jones (W 5-4)	-	2:04
*Mar 17, 2009	at Mississippi State	W 5-1	5-10-1	1-7-0	7	15-9-0	4-0-0	M. Dixon (W 8-2)	305	1:42
*Mar 18, 2009	at Mississippi State	W 3-2	3-9-1	2-6-1	7	16-9-0	5-0-0	M. Dixon (W 9-2)	275	1:37
*Mar 21, 2009	KENTUCKY	4-11 L	4-6-4	11-10-1	7	16-10-0	5-1-0	K. Jones (L 5-5)	-	2:42
*Mar 21, 2009	KENTUCKY	W 8-5	8-10-2	5-8-2	7	17-10-0	6-1-0	M. Dixon (W 10-2)	672	1:51
*Mar 22, 2009	KENTUCKY	W 4-3	4-3-1	3-7-1	7	18-10-0	7-1-0	M. Dixon (W 11-2)	531	1:55
*Mar 25, 2009	at #9 Tennessee	0-9 L	0-3-2	9-9-1	5	18-11-0	7-2-0	M. Dixon (L 11-3)	471	1:36
*Mar 28, 2009	at Ole Miss	4-5 L	4-10-0	5-7-1	7	18-12-0	7-3-0	K. Jones (L 5-6)	168	1:59
*Mar 28, 2009	at Ole Miss	2-3 L	2-6-1	3-6-0	7	18-13-0	7-4-0	M. Dixon (L 11-4)	168	1:48
*Mar 29, 2009	at Ole Miss	W 6-0	6-9-0	0-5-3	7	19-13-0	8-4-0	M. Dixon (W 12-4)	171	1:58
Apr 01, 2009	vs Oklahoma State	W 8-0	8-8-0	0-3-0	5	20-13-0	8-4-0	K. Jones (W 3-2)	0	1:19
Apr 01, 2009	at Tulsa	W 9-5	9-9-0	5-7-1	7	21-13-0	8-4-0	M. Dixon (W 13-4)	0	2:04
*Apr 04, 2009	AUBURN	3-4 L	3-5-0	4-9-0	(8)	21-14-0	8-5-0	K. Jones (L 6-7)	636	2:19
*Apr 04, 2009	AUBURN	W 4-2	4-5-1	2-5-1	7	22-14-0	9-5-0	M. Dixon (W 14-4)	636	2:00
*Apr 05, 2009	AUBURN	4-5 L	4-7-0	5-10-2	7	22-15-0	9-6-0	K. Jones (L 6-8)	378	2:25
Apr 08, 2009	at #13 Oklahoma	W 11-9	11-11-0	9-10-0	7	23-15-0	9-6-0	K. Jones (W 7-8)	813	2:45
*Apr 10, 2009	LSU	W 8-7	8-10-2	7-12-1	7	24-15-0	10-6-0	M. Dixon (W 15-4)	-	2:38
*Apr 10, 2009	LSU	4-10 L	4-8-3	10-11-2	7	24-16-0	10-7-0	M. Dixon (L 15-5)	477	2:29
*Apr 11, 2009	LSU	4-7 L	4-3-2	7-12-0	7	24-17-0	10-8-0	M. Dixon (L 15-6)	1020	2:03
Apr 15, 2009	vs Centenary	W 6-2	6-8-	2-2-1	7	25-17-0	10-8-0	M. Dixon (W 16-6)	1276	1:33
*Apr 18, 2009	at #6 Alabama	1-9 L	1-4-0	9-10-1	6	25-18-0	10-9-0	K. Jones (L 7-9)	-	2:30
*Apr 18, 2009	at #6 Alabama	1-7 L	1-4-1	7-7-2	7	25-19-0	10-10-0	M. Dixon (L 16-6)	2520	2:04
*Apr 19, 2009	at #6 Alabama	0-9 L	0-3-2	9-10-0	5	25-20-0	10-11-0	M. Dixon (L 16-8)	1856	1:50
Apr 22, 2009	MISSOURI STATE	1-2 L	1-6-3	2-7-2	(8)	25-21-0	10-11-0	M. Dixon (L 16-9)	485	1:50
*Apr 25, 2009	at #1 Florida	0-11 L	0-2-2	11-10-0	5	25-22-0	10-12-0	McGuirt (L 0-1)	-	1:30
*Apr 25, 2009	at #1 Florida	0-11 L	0-2-0	11-12-0	5	25-23-0	10-13-0	M. Dixon (L 16-10)	1211	1:25
*Apr 26, 2009	at #1 Florida	0-6 L	0-0-1	6-11-0	7	25-24-0	10-14-0	K. Jones (L 7-10)	907	1:35
Apr 29, 2009	MISSOURI-KANSAS CITY	W 7-1	7-7-0	1-6-2	7	26-24-0	10-14-0	K. Jones (W 8-10)	-	1:50
Apr 29, 2009	MISSOURI-KANSAS CITY	W 16-1	16-18-1	1-3-1	5	27-24-0	10-14-0	M. Dixon (W 17-10)	382	1:18
*May 03, 2009	#9 GEORGIA	0-8 L	0-0-3	8-5-1	5	27-25-0	10-15-0	K. Jones (L 8-11)	-	1:57
*May 03, 2009	#9 GEORGIA	2-8 L	2-2-3	8-9-1	6	27-26-0	10-16-0	M. Dixon (L 17-11)	619	1:58
May 07, 2009	vs #5 Alabama	0-8 L	0-1-2	8-7-0	5	27-27-0	10-16-0	M. Dixon (L 17-12)	872	1:28
May 15, 2009	vs Tulsa	0-6 L	0-1-2	6-12-1	7	27-28-0	10-16-0	K. Jones (L 8-12)	0	2:00
May 16, 2009	at Oklahoma	2-21 L	2-5-2	21-23-1	7	27-29-0	10-16-0	M. Dixon (L 17-13)	0	2:37

* = Conference game

() extra inning game

2009 STATISTICS

ALL GAMES

Record: 27-29 Home: 10-8 Away: 8-14 Neutral: 9-7 SEC: 10-16

Player	AVG	GP	GS	AB	R	H	2B	3B	HR	RBI	TB	SLG%	BB	HBP	SO	GDP	OB%	SF	SH	SB	ATT	PO	A	E	FLD%	
Whitney Cloer	.335	56	56	161	23	54	13	2	10	37	101	.627	21	0	25	0	.412	0	0	0	0	247	38	9	.969	
Kayla Johnson	.272	51	51	147	32	40	9	2	4	23	65	.442	9	2	26	1	.323	0	1	2	2	95	74	12	.934	
Jessica Bachkora	.270	56	56	178	32	48	12	1	5	26	77	.433	17	4	37	0	.345	1	1	18	20	50	8	2	.967	
Brittany Griffiths	.256	56	56	121	16	31	6	2	2	22	47	.388	9	1	31	0	.313	0	4	0	0	108	108	11	.952	
Amie Hubbard	.243	56	56	140	24	34	5	0	4	14	51	.364	11	5	28	0	.321	0	9	2	5	54	123	13	.932	
Miranda Dixon	.240	54	54	146	19	35	8	0	11	40	76	.521	20	1	27	1	.331	2	2	0	0	2	32	8	.810	
Tori Mort	.236	56	55	157	23	37	3	1	1	8	45	.287	18	0	43	0	.314	0	9	5	6	64	3	3	.957	
Brittany Robison	.234	40	31	94	9	22	2	0	4	11	36	.383	10	0	23	0	.308	0	5	0	0	18	9	4	.871	
Sandra Smith	.220	55	54	127	16	28	8	0	5	16	51	.402	26	2	29	0	.361	0	4	0	0	372	25	6	.985	
Jocelyne Moncrief	.149	55	55	74	7	11	3	1	0	9	16	.216	7	2	21	0	.241	0	3	1	1	19	3	1	.957	

Hillary Freeman	.250	36	0	4	9	1	0	0	0	1	1	.250	1	0	1	0	.400	0	0	0	2	1	0	0	1.000	
Jessica Robison	.200	18	3	20	4	4	0	0	2	7	10	.500	1	1	9	0	.273	0	0	0	0	0	2	0	1.000	
Brandy Baze	.200	15	2	5	0	1	0	0	0	0	1	.200	1	0	2	0	.333	0	0	0	0	15	4	2	.905	
Leslie Dixon	.182	14	3	11	2	2	1	0	0	0	3	.273	0	0	3	0	.182	0	0	0	0	18	2	0	1.000	
Rebecca Carden	.125	21	1	8	7	1	0	0	0	0	1	.125	0	0	3	0	.125	0	1	3	3	3	1	0	1.000	
Teighynne Hulsey	.000	3	2	3	0	0	0	0	0	0	0	.000	0	0	2	0	.000	0	0	0	0	0	2	0	1.000	
Lindsey Wells	.000	3	0	0	2	0	0	0	0	0	0	.000	0	0	0	0	.000	0	0	0	0	0	0	0	.000	
Amanda Caldwell	.000	2	0	0	1	0	0	0	0	0	0	.000	0	0	0	0	.000	0	0	0	0	0	0	0	.000	
Brandy Foust	.000	11	0	0	3	0	0	0	0	0	0	.000	0	0	0	0	.000	0	0	0	0	0	0	0	.000	
Layne McGuiert	.000	1	1	0	0	0	0	0	0	0	0	.000	0	0	0	0	.000	0	0	0	0	0	2	1	.667	
Kelsie Vallies	.000	1	1	0	0	0	0	0	0	0	0	.000	0	0	0	0	.000	0	0	0	0	0	1	0	1.000	
Kim Jones	.000	1	1	0	0	0	0	0	0	0	0	.000	0	0	0	0	.000	0	0	0	0	5	30	0	1.000	

Totals	.250	56	56	1396	229	349	70	9	48	214	581	.416	151	18	310	2	.330	3	39	31	39	1071	467	72	.955	
Opponents	.302	56	56	1439	290	435	49	2	43	263	617	.429	198	60	247	2	.406	11	52	75	94	1070	404	61	.960	

LOB - Team (310), Opp (402). DPs turned - Team (23), Opp (9). CI - Team (1), Cloer 1. IBB - Team (2), Smith 1, Griffiths 1.

Player	ERA	W	L	APP	GS	CG	SHO	CBO	S	V	IP	H	R	ER	BB	SO	2B	3B	HR	AB	B/Avg	WP	HBP	BK	SFA	SHA
Miranda Dixon	4.13	17	13	39	29	16	3	0	4	184	2231	136	109	61	139	34	2	21	754	.306	17	23	0	5	30	
Kim Jones	4.43	8	12	31	19	11	3	0	0	137	1150	105	87	93	87	11	0	15	533	.281	4	30	0	6	19	
Kelsie Vallies	6.52	2	2	4	4	0	0	0	0	9.2	9	10	9	16	9	1	0	0	38	.237	4	0	0	0	1	
Layne McGuiert	9.75	0	1	16	2	0	0	0	0	18.2	32	27	26	21	10	1	0	6	85	.376	2	5	0	0	0	
Teighynne Hulsey	11.55	0	1	3	2	0	0	0	0	6.2	13	12	11	7	2	2	0	1	29	.448	2	2	0	0	2	
Totals	4.75	27	29	56	56	27	6	0	4	357	0435	290	242	198	247	49	2	43	1439	.302	29	60	0	11	52	
Opponents	3.79	29	27	56	56	33	11	5	1	356	2349	229	193	151	310	70	9	48	1396	.250	17	18	2	3	39	



The 2009 Razorback softball team clubbed 48 home runs last season, the second highest total in school history. Miranda Dixon (left) was tops on the team with 11 home runs. Dixon is the first player in school history with at least 10 home runs in back-to-back seasons.

ALL-TIME RESULTS & RECORDS



RAZORBACK SHORTSTOP BRITTANY GRIFFITHS BECAME JUST THE THIRD ARKANSAS FRESHMAN IN SCHOOL HISTORY TO BE NAMED TO THE SEC ALL-FRESHMAN TEAM IN 2009. SHE JOINS CURRENT RAZORBACKS JESSICA BACHKORA AND MIRANDA DIXON WHO EARNED THE HONOR IN 2007.

YEAR-BY-YEAR RESULTS



Carie Dever-Boaz

1997-2004

Record: 244-274-1

1997

16-42 overall

10-10 Home; 4-16 Away; 2-16 Neutral

12-16 SEC (8-6 Home; 4-10 Away)

Date	Opponent	W/L	Score
------	----------	-----	-------

San Diego State Classic-San Diego, Calif.

2-20	CS-Northridge	L	4-3
2-20	Hawai'i	W	5-4
2-21	San Diego State	L	5-2
2-21	Long Beach State	L	7-3
2-22	Stanford	L	4-3
2-22	CS-Sacramento	L	7-1
2-23	Michigan	L	6-0

Arkansas Super 8 Round Robin-Fayetteville, Ark.

3-1	Missouri State	L	4-0
3-1	Creighton	W	2-1
3-1	Oklahoma City	L	9-1
3-2	Creighton	L	1-0(8)
3-2	Missouri State	L	5-2
3-5	at FLORIDA*	L	2-1(9), 3-1

South Florida Tournament-Tampa, Fla.

3-7	Michigan State	L	8-0
3-7	Ball State	L	4-2(8)
3-7	Hofstra	W	6-5(8)
3-8	East Carolina	L	3-1(9)
3-8	Florida State	L	4-0
3-14	ALABAMA*	W/L	9-1, 3-2
3-15	ALABAMA*	W/L	2-1 (8), 7-1
3-17	at #2 Fresno State	L	8-0(5), 8-0(5)
3-18	at #19 Pacific	L	2-1, 6-2

Sacramento St. Tournament-Sacramento, Calif.

3-20	Wisconsin	L	5-0
3-21	CS-Sacramento	L	3-1
3-21	Kansas	L	3-0
3-21	San Jose State	L	4-3
3-22	Toledo	L	2-1
3-28	MISS. STATE*	L/W	3-2, 4-0
3-29	MISS. STATE*	W	10-4, 2-1
4-5	at AUBURN*	L	7-6(10), 2-1 (8)
4-6	at AUBURN*	L	2-0, 9-0
4-9	Tulsa	L/W	4-3, 9-7
4-13	GEORGIA*	W/L	2-1, 4-3
4-16	at Missouri State	L	6-0, 8-3
4-18	LSU*	L	3-0, 2-1
4-19	LSU*	W/L	2-1 (8), 7-1
4-25	at KENTUCKY*	L/W	4-3, 4-3
4-27	at TENNESSEE*	L	8-0(5), 9-2
5-2	MISSISSIPPI*	W	2-1(8), 2-1
5-3	MISSISSIPPI*	W	5-1, 6-2

1998

21-38 Overall

10-9 Home; 8-15 Away; 3-14 Neutral

13-17 SEC (8-6 Home; 5-11 Away)

Date	Opponent	W/L	Score
------	----------	-----	-------

Northeast La. Invitational-Monroe, La.

2-20	Northwestern State	L	3-2(11)
------	--------------------	---	---------

2-20	Louisiana Tech	L	5-1
2-21	Oklahoma City	L	3-2
2-21	Nicholls State	W	2-1
2-21	Centenary	W	9-0(6)

Santa Barbara Invitational-Santa Barbara, Calif.

2-27	Evansville	L	1-0
2-27	UCSB	L	9-8(13)
2-28	Cal Poly-SLO	L	2-0
3-1	Evansville	L	7-1
3-1	Cal Poly-SLO	L	4-0

Lady Razorback Inv.-Fayetteville, Ark.

3-6	DePaul	L	6-2
3-6	Creighton	L	3-2
3-11	Kansas	L/W	4-2, 3-2
3-13	at ALABAMA*	L	7-1, 12-0
3-14	at ALABAMA*	L	7-0, 3-0
3-16	at Jacksonville State	W	12-6, 1-0

Cal St-Sac Tournament-Sacramento, Calif.

3-19	#15 California	L	7-0
3-20	#7 Hawai'i	L	3-0
3-20	Kansas	W	9-7
3-20	Pacific	L	5-1
3-21	Missouri State	L	3-0
3-25	at Missouri State	L	1-0, 4-2
3-27	MISS. STATE*	L/W	6-0, 2-1
3-28	MISS. STATE*	L	3-2, 6-2
4-1	at Tulsa	W/L	4-1, 2-1
4-3	AUBURN*	W/L	5-4, 4-2
4-4	AUBURN*	W	5-4, 6-4
4-10	at S. CAROLINA*	L/W	2-1, 5-4
4-12	at GEORGIA*	W	3-0, 2-1
4-14	Oklahoma City	W/L	1-0, 5-3
4-17	at #11 LSU*	L	1-0, 1-0
4-19	at #11 LSU*	L	3-2, 8-0
4-22	FLORIDA*	L/W	2-1, 4-3
4-24	KENTUCKY*	L/W	5-2, 8-0
4-26	TENNESSEE*	W	5-3, 2-0
4-28	at MISSISSIPPI*	W/L	2-1, 4-3
4-29	at MISSISSIPPI*	L/W	1-0, 3-2

SEC Tournament-Columbus, Ga.

5-8	LSU	L	2-1
5-8	TENNESSEE	L	2-1

1999

46-29 Overall

26-6 Home; 8-11 Away; 12-12 Neutral

17-13 SEC (11-5 Home; 6-8 Away)

Date	Opponent	W/L	Score
------	----------	-----	-------

UTA Tournament-Arlington, Texas

2-12	Texas-Arlington	W	2-1
2-12	Tulsa	W	5-0
2-13	Texas A&M	L	2-0
2-13	Texas-San Antonio	L	3-2
2-14	Texas Tech	L	6-5
2-16	Oklahoma City	W	8-7, 7-3(10)

Hampton Inn Invitational-Fayetteville, Ark.

2-20	Pittsburg State	W	9-0(5)
2-20	McNeese State	W	2-1
2-21	McNeese State	W	7-2
2-21	Pittsburg State	W	7-1

Troy Cox Softball Classic-Las Cruces, N.M.

2-26	#12 Oregon State	L	10-1
2-26	New Mexico State	W	6-2
2-27	Wichita State	W	7-4
2-27	Utah	L	4-2
2-27	Wichita State	W	1-0
2-28	New Mexico State	L	3-2
3-3	Missouri Southern	L/W	2-1, 6-0

Morning News Invitational-Fayetteville, Ark.

3-6	Oklahoma City	W	4-3
3-6	Centenary	W	9-1
3-7	Centenary	W	8-0
3-7	Oklahoma City	W	3-2

San Jose State Invitational-San Jose, Calif.

3-12	Utah State	W	3-0
3-12	#6 Arizona State	L	5-0
3-12	Loyola Marymount	L	5-1
3-13	Colorado State	W	2-0
3-13	Utah	L	6-0
3-13	Texas Tech	W	4-1
3-13	Loyola Marymount	W	4-3
3-13	Purdue	L	11-10
3-16	at Kansas	W/L	5-3, 6-1
3-20	ALABAMA*	W	5-4(8), 4-2
3-21	ALABAMA*	L	6-3, 12-7(19)
3-24	at Missouri State	L	3-0, 3-2
3-26	at FLORIDA*	W/L	4-0, 2-0
4-2	at MISS. STATE*	L	5-2, 4-0
4-3	at MISS. STATE*	L	7-2, 4-2
4-7	Missouri State	W	2-1, 2-1
4-9	at AUBURN*	W	1-0, 2-1
4-10	at AUBURN*	W	4-0, 4-0
4-16	#11 S. CAROLINA*	W	1-0, 1-0
4-18	GEORGIA*	W	3-2, 1-0(8)
4-21	Tulsa	W	3-0, 2-1
4-23	LSU*	L	3-1, 4-0
4-24	LSU*	L/W	9-0, 2-1
4-27	at TENNESSEE*	L	3-0, 9-1
4-28	at KENTUCKY*	W/L	2-0, 4-2
5-7	MISSISSIPPI*	W	4-1, 3-2(8)
5-8	MISSISSIPPI*	W	6-0, 4-2

SEC Tournament-Columbus, Ga.

5-13	SOUTH CAROLINA	W	4-1
5-14	#7 LSU	L	10-0(5)
5-15	ALABAMA	W	3-2
5-15	TENNESSEE	W	3-2(10)
5-16	TENNESSEE	W	3-2
5-16	#7 LSU	L	4-3(10)

2000

44-31 Overall

19-8 Home; 9-11 Away; 16-12 Neutral

19-11 SEC (10-4 Home; 9-7 Away)

Date	Opponent	W/L	Score
------	----------	-----	-------

UTA/Isuzu Motors Invitational-Arlington, Texas

2-11	#5 Southern Miss.	L	7-0
2-11	Stephen F. Austin	L	1-0
2-11	Northwestern State	L	2-1
2-12	Purdue	W	3-2
2-12	AUBURN	W	7-4
2-13	Bethune-Cookman	W	12-3
2-13	Northwestern State	W	5-3
2-13	#8 Oklahoma	L	5-3

Campbell/Cartier Tournament-San Diego, Calif.

2-18	#3 Fresno State	L	1-0
2-18	#15 Long Beach St.	L	2-1
2-19	#21 Stanford	L	8-2
2-20	CS-Northridge	W	1-0
2-20	San Diego State	W	2-1
2-23	at #8 Oklahoma	L	3-0, 6-3

Morning News Invitational-Fayetteville, Ark.

2-25	Virginia	W	7-1, 5-0
2-26	Notre Dame	W/L	4-2, 2-0
2-27	Missouri	W	6-2, 5-1

Florida International Tournament-Miami, Fla.

3-3	Florida A&M	W	8-0
3-3	Pittsburgh	W	2-0
3-4	Ohio State	W	6-1

YEAR-BY-YEAR RESULTS

3-4	Florida A&M	L	5-0
3-5	Eastern Michigan	W	6-1
3-5	Wichita State	W	4-2
3-5	Florida Atlantic	W	7-3
3-8	at Missouri State	L	5-4, 10-2(5)
3-17	at ALABAMA *	L/W	2-1, 11-6
3-18	at ALABAMA *	L	3-0, 8-6

Border War-Tulsa, Okla.

3-23	Tulsa	L	3-0
3-23	OSU	Rained Out	
3-25	#24 FLORIDA *	W	2-1, 8-7
3-29	KANSAS	L/W	4-2(8), 5-2
3-31	#19 MISS. STATE*	W/L	2-1, 1-0
4-1	#19 MISS. STATE *	L	4-3, 4-0
4-4	#2 Oklahoma City	W	2-1(10), 5-0
4-7	AUBURN *	W	2-0, 6-2
4-8	AUBURN *	L/W	3-1, 4-2
4-12	Missouri State	L/W	1-0, 5-0
4-14	at GEORGIA*	W	7-5, 4-0
4-15	at #19 S. CAROLINA*	W	4-0, 4-3(12)
4-21	at #7 LSU*	L	3-1, 7-0
4-22	at #7 LSU*	L	3-1, 9-0
4-28	TENNESSEE *	W	2-1, 5-3
4-30	KENTUCKY *	W	2-1, 2-1
5-3	at MISSISSIPPI*	W	3-0, 2-0
5-4	at MISSISSIPPI*	W	5-0, 7-3(11)

SEC Tournament-Columbus, Ga.

5-11	#22 MISS. STATE	W	2-1
5-12	#7 LSU	L	2-0
5-13	FLORIDA	W	2-1
5-13	#25 S. CAROLINA	W	3-1
5-14	#25 S. CAROLINA	L	2-1

NCAA Regionals-Norman, Okla.

5-18	CS-Northridge	W	5-0
5-19	#13 Oregon State	L	4-1
5-20	Northwestern	L	5-0

2001

36-30 Overall

15-11 Home; 11-13 Away; 10-6 Neutral

14-16 SEC (9-5 Home; 5-10 Away)

Date	Opponent	W/L	Score
UTA/Isuzu Motors Invitational-Arlington, Texas			
2-9	Houston	W	14-10
2-9	Baylor	L	3-1
2-9	Bethune-Cookman	W	3-0
2-10	Illinois-Chicago	W	6-2
2-10	#2 Oklahoma	L	8-1

Mardi Gras Classic-Monroe, La.

2-17	Drake	W	2-1
2-17	Georgia Tech	W	3-2
2-18	Virginia Tech	W	1-0
2-18	Louisiana-Monroe	L	2-1
2-20	#2 Oklahoma	L	2-0/3-2

Morning News Invitational-Fayetteville, Ark.

2-23	Maine	W	2-0
2-24	#14 Notre Dame	L	4-3
2-25	#14 Notre Dame	W	2-0
2-25	Texas Tech	L	2-1
2-25	Texas Tech	W	1-0

Golden Panther Invitational-Miami, Fla.

3-2	Florida Intl.	W	4-1
3-2	Ohio State	L	2-1
3-3	Wichita State	W	5-0
3-3	Florida Atlantic	L	2-1(8)
3-4	Ohio State	W	1-0
3-10	#18 S. CAROLINA*	L	2-1/1-0
3-11	#18 S. CAROLINA*	W	4-0
3-14	at Missouri State	W	5-4, 5-0 (5)

3-17	at #4 ALABAMA*	L	1-0, 4-0
3-18	at #4 ALABAMA*	L	3-0
3-20	at Samford	Rained Out	
3-21	at Georgia Tech	L	4-0
3-22	at Georgia State	W/L	7-0, 3-2
3-24	at AUBURN*	W	6-0, 5-2
3-25	at AUBURN*	W	4-3
3-28	at Kansas	L/W	3-1, 3-0
3-31	FLORIDA*	L	2-1/1-0
4-1	FLORIDA*	W	1-0
4-3	LSU*	L/W	3-0/3-2
4-4	LSU*	L	5-0
4-7	GEORGIA*	L/W	3-1/6-1
4-8	GEORGIA*	W	2-1(8)

Border War-Stillwater, Okla.

4-11	Oklahoma State	W	3-0
4-11	Tulsa	W	10-1(5)
4-14	at TENNESSEE*	L/W	4-2, 3-0
4-15	at TENNESSEE*	L	4-2
4-18	MISSISSIPPI*	W	2-1(8), 2-0
4-19	MISSISSIPPI*	W	2-0
4-24	Oklahoma City	W	2-0, 2-1
4-28	at MISS. STATE*	L	2-1(8), 1-0
4-29	at MISS. STATE*	L	3-0
5-5	KENTUCKY*	L/W	3-1, 4-0
5-6	KENTUCKY* (FOX)	W	1-0

SEC Tournament -Chattanooga, Tenn.

5-10	#7 ALABAMA	L	2-0
5-11	KENTUCKY	W	1-0
5-12	MISS. STATE	W	7-2
5-12	#22 S. CAROLINA	L	1-0(9)

2002

39-28-1 Overall

15-9-1 Home; 14-12 Away; 10-7 Neutral

14-16 SEC (9-6 Home; 5-10 Away)

DATE	OPPONENT	W/L	Score
1-31	at FIU	W	5-3(10)
Bethune-Cookman 3-Way-Daytona Beach, Fla.			
2-3	Bethune-Cookman	W	4-3(8), 2-1
2-3	Central Florida	L/W	6-5, 2-1
Long Beach State Classic-Long Beach, Calif.			
2-8	Loyola Marymount	W	2-1
2-8	Long Beach State	W	2-1(10)
2-9	UC-Riverside	W	4-2
2-9	Loyola Marymount	W	3-0
2-10	Long Beach State	L	2-1(8)
2-10	UC-Riverside	W	4-1

Aggie Invitational-College Station, Texas

2-15	Utah	L	3-0
2-15	Texas A&M	L	2-1(9)
2-16	Utah	W	1-0
2-16	Boston College	W	4-0
2-17	Texas A&M	L	2-0
2-23	Oregon	W/L	5-1, 3-0
2-24	Oregon	W	8-5
2-27	at Oklahoma (DH)	Rained Out	

Frost Cutlery Classic-Chattanooga, Tenn.

3-1	Virginia Tech	W	5-0
3-1	Wisconsin	W	6-0
-Rest of Tournament Cancelled, Weather -			
3-9	at #24 S. CAROLINA*	L/W	4-1, 5-2
3-10	at #24 S. CAROLINA*	L	4-0
3-11	at Coastal Carolina	W	7-1, 2-1
3-16	#17 ALABAMA*	W/L	2-0, 5-4
3-17	#17 ALABAMA*	L	4-1
3-21	at Southern Miss.	W	2-1, 3-2
3-23	AUBURN*	W	6-3, 4-0
3-24	AUBURN*	W	3-2

3-27	Kansas	L	2-1, 3-0
3-30	at FLORIDA*	L	4-1, 2-1
3-31	at FLORIDA*	W	4-1
4-2	#5 LSU*	L	3-0, 4-0
4-3	#5 LSU*	L	5-0
4-6	at #23 GEORGIA*	L	3-2, 4-3
4-7	at #23 GEORGIA*	L	3-1

Border War-Fayetteville, Ark.

4-10	Oklahoma State	W	3-0
4-10	Tulsa	W	7-1
4-13	TENNESSEE*	W/L	6-0, 8-2
4-14	TENNESSEE*	W	4-0
4-17	at MISSISSIPPI*	W/L	1-0, 3-2
4-18	at MISSISSIPPI*	W	5-2
4-23	Oklahoma City	W	2-1(8), 0-0T
4-24	Missouri State	W	4-0, 4-3(10)
4-27	MISS. STATE*	W	1-0, 7-6
4-28	MISS. STATE*	W	7-0
5-2	at KENTUCKY*	L	6-5(8)
5-3	at KENTUCKY*	L/W	4-0, 7-2

SEC Tournament-Chattanooga, Tenn.

5-9	#18 ALABAMA	L	2-1
5-10	MISS. STATE	L	5-1
NCAA Regional Tournament-Norman, Okla.			
5-16	#23 Texas A&M	L	6-2
5-17	Army	W	2-0
5-17	#8 Texas	L	6-2

2003

24-36 Overall

7-12 Home; 8-17 Away; 9-7 Neutral

8-22 SEC (4-11 Home; 4-11 Away)

Date	Opponent	W/L	Score
SWT/CenturyTel Classic-San Marcos, Texas			
1-31	Southwest Texas	L	4-1
1-31	Houston	W	5-4
2-1	Texas Tech	W	6-5
2-1	Texas A&M-CC	L	3-0
2-2	Oregon	W	3-1
UCF/Triple Crown Tournament-St. Augustine, Fla.			
2-7	Evansville	L	2-0
2-7	Jacksonville	L	3-2
2-8	UMKC	W	1-0
2-8	Central Florida	W	6-2
Pepsi/Arizona Invitational-Tucson, Ariz.			
2-14	#6 Washington	L	12-3
2-15	Northwestern	L	8-0
2-15	Minnesota	L	7-4
2-16	#2 Arizona	L	9-1
2-22	Akron	W/W	4-3, 8-4
Desert Classic-St. George, Utah			
2-28	Utah State	W/W	7-0, 9-0
3-2	Georgia Southern	W	13-6
3-3	CS-Northridge	L	7-4
3-3	Georgia Southern	W	3-2
3-8	at #20 ALABAMA*	L/L	7-1, 4-3
3-9	at #20 ALABAMA*	L	5-0
3-12	MISSISSIPPI*	L/W	3-2, 4-1
3-13	MISSISSIPPI*	W	4-2
3-15	at AUBURN*	W	4-1
3-16	at AUBURN*	L	2-0, 3-2
3-18	at Georgia Tech	L/W	3-2, 3-2
3-22	FLORIDA*	L/W	2-1, 2-1
3-23	FLORIDA*	L	5-1
3-25	#14 S. CAROLINA*	L	5-2, 6-1
3-26	#14 S. CAROLINA*	L	5-1
3-29	#9 GEORGIA*	L	6-1, 11-0
3-30	#9 GEORGIA*	L	4-0
4-1	Southern Miss.	W/L	2-1, 7-6

YEAR-BY-YEAR RESULTS

4-3	at Tennessee Tech	W	2-1, 7-1
4-5	at TENNESSEE*	L	1-0, 9-2
4-6	at TENNESSEE*	L	2-0
4-16	at Kansas	W/L	5-1, 1-0
4-18	at MISS. STATE*	W/L	5-1, 3-2
4-19	at MISS. STATE*	W	4-1
4-22	at #11 LSU*	L/W	10-1, 6-5
4-23	at #11 LSU*	L	8-0
4-26	KENTUCKY*	W/L	2-1, 4-0
4-27	KENTUCKY*	L	7-6
4-29	Missouri State	L	7-0, 5-4

2004

18-40 Overall

8-20 Home; 6-15 Away; 4-5 Neutral

6-24 SEC (2-13 Home; 4-11 Away)

Date	Opponent	W/L	Score
Florida Tournament-Gainesville, Fla.			
2-6	Chattanooga	L	1-0(9)
2-6	South Florida	L	4-2
2-7	Appalachian	W	1-0
2-7	FLORIDA	L	4-3
2-8	Missouri	L	5-3
Georgia State Tournament-Atlanta, Ga.			
2-14	Tournament Cancelled, Weather		
UNLV Tournament-Las Vegas, Nev.			
2-20	UNLV	W	1-0
2-21	Texas-El Paso	W	5-0
2-21	Butler	W	5-3
2-21	Northern Illinois	W	1-0(8)
2-22	Northwestern State	L	6-1(5)
2-28	Miss. Valley State	W	4-0, 8-4
2-29	Miss. Valley State	W	5-1
3-6	#8 ALABAMA*	L	8-3, 4-2
3-7	#8 ALABAMA*	L	7-1
3-13	AUBURN*	L	1-0 (9)
3-14	AUBURN*	L	9-0 (6), 3-0
3-16	at #15 S. CAROLINA*	L	6-1, 2-1 (8)
3-17	at #15 S. CAROLINA*	L	6-5
3-19	at Jacksonville	W	2-1
3-20	at #17 FLORIDA*	L	3-1, 7-2
3-21	at #17 FLORIDA*	W	5-4 (11)
3-24	Missouri State	W	6-5 (10), 2-0
3-25	Oklahoma City	L	1-0, 5-1
3-27	at #5 GEORGIA*	L	8-0 (6), 5-2
3-28	at #5 GEORGIA*	L	2-1
Border War-Stillwater, Okla.			
3-31	Tulsa	L	6-0
3-31	Oklahoma State	L	2-1
4-3	#12 TENNESSEE*	L/W	7-3, 6-3
4-4	#12 TENNESSEE*	L	6-0
4-6	#4 LSU*	L	7-0, 8-0
4-7	#4 LSU*	L	10-1(5)
4-9	Marshall	W	1-0(11)
4-10	Marshall	L	3-0
4-13	at MISSISSIPPI*	L	5-4(11)
4-14	at MISSISSIPPI*	L/W	2-0, 1-0(9)
4-17	MISS. STATE*	L	2-0, 8-0(6)
4-18	MISS. STATE*	W	4-2
4-21	Kansas	L	5-4 (10)
4-21	Kansas	L	1-0 (6)
4-24	KENTUCKY*	W/L	1-0(8), 8-5
4-25	KENTUCKY*	W	5-1
4-29	at Wichita State	L	1-0, 3-0
5-9	Northwestern State	L	2-0, 6-3(8)



Jamie Pinkerton

2005-2009

Record: 130-179

2005

19-43 Overall

11-17 Home; 4-21 Away; 4-5 Neutral

4-25 SEC (3-12 Home; 1-13 Away)

Date	Opponent	W/L	Score
Mustang Roundup-San Luis Obispo, Calif.			
2-4	CS-Sacramento	L	4-0
2-4	Nevada	W	3-4
2-5	Colorado State	W	2-1
2-5	Cal Poly-SLO	L	8-0(6)
2-6	Colorado State	L	6-4
Las Cruces Hilton Classic-Las Cruces, N.M.			
2-11	Texas-Arlington	W	5-4
2-11	Kansas	L	5-1
2-13	Purdue	W	7-6
2-13	New Mexico State	8-3	
Islander Invitational-Corpus Christi, Texas			
2-18	Texas-Arlington	L	3-0
2-18	Texas A&M-CC	L	2-0
2-20	Sam Houston State	L	1-0
Lady'Back Invitational-Fayetteville, Ark.			
2-26	UMKC	W	7-1
2-26	Louisiana-Monroe	W	6-1
2-27	Louisiana-Monroe	W	8-0 (5)
3-2	at #12 Oklahoma	L	12-0 (5), 8-0 (6)
Arkansas Invitational-Fayetteville, Ark.			
3-5	Miss. Valley State	W	8-2
3-5	Northwestern State	L	5-2
3-6	Northwestern State	W	2-1
3-6	Miss. Valley State	W	9-1 (6)
3-8	S. CAROLINA*	L	6-1, 3-0
3-9	S. CAROLINA*	L	5-3
3-12	at AUBURN*	L	4-0, 10-1(6)
3-13	at AUBURN*	L	10-2 (5)
3-16	Stephen F. Austin	L	9-5, 7-6
3-19	#16 FLORIDA*	L	2-1(8), 9-0
3-20	#16 FLORIDA*	L	8-0(5)
3-23	Centenary	W	3-1, 6-5
3-25	#13 GEORGIA*	L	1-0, 10-0 (5)
3-26	#13 GEORGIA*	L	10-4
Border War-Fayetteville, Ark.			
3-29	Oklahoma State	L	4-3
3-29	Tulsa	W	7-2
4-3	at #4 TENNESSEE	L	6-0, 2-1
4-6	LSU*	W/L	5-3, 8-3
4-7	LSU*	L	6-4
4-13	at Missouri State	L/W	5-3, 4-0
4-16	at MISS. STATE*	L	5-4, 1-0
4-17	at MISS. STATE*	L	2-1
4-19	Oklahoma City	L/W	1-0, 7-4
4-23	KENTUCKY*	W	10-2 (6), 4-0
4-24	KENTUCKY*	W	10-2 (5)
4-26	at Kansas	L	7-2, 6-5
5-3	MISSISSIPPI	L	2-1, 4-1
5-4	MISSISSIPPI	L	1-0 (9)
5-6	at #9 ALABAMA*	L	4-0
5-7	at #9 ALABAMA*	L	4-0, 8-1

2006

26-35 Overall

17-17 Home; 6-12 Away; 3-6 Neutral

10-19 SEC (4-11 Home; 6-8 Away)

Date	Opponent	W/L	Score
Diamond Fun and Sun Classic-Miami, Fla.			
2-10	#10 Georgia	L	6-7(9)
2-10	North Carolina	L	0-5
2-11	#24 Iowa	W	1-0
2-11	at FIU	L	3-8
2-12	#24 Iowa	L	1-5
2-12	North Carolina	L	4-8
Centenary College Classic-Shreveport, La.			
2-17	UAB	L	1-9(5)
2-17	at Centenary	L	4-6
Lady'Back Invitational-Fayetteville, Ark.			
2-24	Drake	W	1-0(8)
2-24	Penn State	L	2-3(10)
2-25	North Dakota State	W	3-0
2-26	UMKC	W	3-0
2-26	Missouri State	W	3-2
Country Inn and Suites Arkansas Invitational-Fayetteville, Ark.			
3-3	Jacksonville State	W/W	2-1(11), 6-2
3-4	Northwestern State	W/W	7-0, 3-1(8)
3-5	Centenary	W/W	3-0, 1-0
3-11	at #12 GEORGIA*	L/L	1-6, 3-6
3-12	at #12 GEORGIA*	W	1-0
3-16	Oklahoma City	L/W	6-7, 7-0(1)
3-18	#22 MISS. STATE*	L/L	0-5, 2-5
3-19	#22 MISS. STATE*	W	4-2
3-21	at MISSISSIPPI*	L/W	1-2, 4-3
3-22	at MISSISSIPPI*	W	9-0(5)
3-25	at FLORIDA*	L/W	8-9, 5-1
3-26	at FLORIDA*	L	2-3(10)
Border War-Tulsa, Okla.			
3-29	Oklahoma State	L	1-8
3-29	at Tulsa	L	4-7
4-1	#5 TENNESSEE*	L/L	0-5, 1-8
4-2	#5 TENNESSEE*	L	0-6
4-5	Kansas	L/L	1-2, 0-1
4-9	at SOUTH CAROLINA*	L/L	0-3, 0-1
4-11	Missouri State	W/W	5-1, 1-0
4-14	at KENTUCKY*	L	0-8(6)
4-15	at KENTUCKY*	W/W	2-1, 2-0
4-19	ULM (Sherwood)	W/W	3-2, 4-3
4-22	#18 AUBURN*	L/W	4-5, 2-0
4-23	#18 AUBURN*	L	1-2
4-25	#11 LSU*	W	3-2
4-26	#11 LSU*	L/W	3-4, 3-2(9)
5-1	#23 Oklahoma	L/L	4-5, 0-5
5-5	#4 ALABAMA*	L/L	2-7, 0-7
5-6	#4 ALABAMA*	L	2-9
SEC Tournament-Athens, Ga.			
5-11	at #8 Georgia	L	0-2

2007

21-43 Overall

9-19 Home; 6-19 Away; 6-5 Neutral

6-22 SEC (3-11 Home; 3-11 Away)

Date	Opponent	W/L	Score
USF-Best Western Tournament - Tampa, Fla.			
2-9	Virginia	L	1-2
2-9	#22 South Florida	W	6-5
2-10	Western Kentucky	L	0-1
2-10	#22 South Florida	L	1-2
2-11	Virginia	L	1-4
Texas A&M Aggie Classic - College Station, Texas			

YEAR-BY-YEAR RESULTS

2-16	Texas-San Antonio	W	8-0
2-16	#3 Texas A&M	L	1-4
2-17	Texas-San Antonio	W	7-0
2-17	#3 Texas A&M	L	0-11 (5)
2-18	Rutgers	W	8-6

Clarion Inn-Lady'Back Inv.-Fayetteville, Ark.

2-23	UMKC	W	7-0
2-23	Wichita State	L	1-3
2-24	Missouri	L	3-6
2-24	Colorado State	L	1-6
2-25	Missouri	L	11-12
2-28	at #6 Oklahoma	L/L	0-14(5), 2-10(5)

Holiday Inn Express-Ark. Inv. - Fayetteville, Ark.

3-2	Louisiana-Monroe	W	1-0
3-2	Northern Iowa	L	0-3
3-3	Northern Iowa	W	9-1(6)
3-3	Louisiana-Monroe	L	1-4
3-4	Northern Iowa	W	6-5
3-4	Louisiana-Monroe	W	8-5
3-6	NORTH TEXAS	W	7-3
3-10	SOUTH CAROLINA*	L/W	0-1, 7-0
3-11	SOUTH CAROLINA*	L	1-4
3-14	WESTERN ILLINOIS L/L	1-3, 1-2	

Big Red Tournament - Lincoln, Neb.

3-16	Nebraska	L	2-6
3-16	North Dakota State	L	0-10 (5)
3-17	Nebraska	L	0-5
3-17	North Dakota State	W	2-1
3-18	North Dakota State	L	5-6
3-18	Nebraska	W	5-4
3-21	at #2 Alabama*	L/L	0-9 (5), 2-5
3-24	at #1 Tennessee*	L/L	0-4, 0-1
3-25	at #1 Tennessee*	L	0-5
3-27	AUBURN*	L/L	1-3, 1-2

Border War - Stillwater, Okla.

3-29	Oklahoma St/Tulsa	Rained Out	
3-31	KENTUCKY*	W/W	14-8, 5-2
4-1	KENTUCKY*	W	2-0
4-3	at Kansas	L/W	2-4, 6-1
4-6	at #23 Florida*	L/L	0-4, 0-5
4-7	at #23 Florida*	W	1-0
4-11	Alcorn State	Rained Out	
4-14	at Mississippi*	W/L	7-0, 0-1
4-15	at Mississippi*	L	4-7
4-18	La. Tech (Sherwood)	W/W	1-0, 5-4
4-21	#6 LSU*	L/L	0-5, 0-7
4-22	#6 LSU*	L	1-3
4-25	at Wichita State	Cancelled	
4-28	GEORGIA*	L/L	0-5, 2-7
4-29	GEORGIA*	L	3-5
5-4	at Mississippi State*	L/W	1-3, 11-8
5-5	at Mississippi State*	L	0-8 (5)

2008

37-29 Overall

16-12 Home; 6-13 Away; 15-4 Neutral

8-20 SEC (4-10 Home; 4-10 Away)

Date	Opponent	W/L	Score
------	----------	-----	-------

Century Bank Classic - Texarkana, Ark.

2-8	UAB	W	6-5 (8)
2-8	UAB	L	2-4
2-9	Oklahoma State	W	4-3
2-9	Oklahoma State	W	3-2 (9)
2-10	Centenary	W	13-1 (6)
2-10	Centenary	W	9-1 (5)

Metrodome Classic - Minneapolis, Minn.

2-15	Tennessee Tech	W	2-1
2-15	Nothern Iowa	L	0-3

2-15	Drake	W	5-4
2-16	Western Illinois	W	4-3
2-17	Iowa	W	5-3
2-17	Minnesota	W	2-1
2-21	Northern Colorado	W	6-0

Clarion Inn-Arkansas Invitational - Fayetteville

2-22	Nothern Colorado	W	12-2 (5)
2-23	Alcorn State	W	7-4
2-24	Creighton	W	7-2
2-24	Saint Louis	W	18-3 (5)

Wilson/DeMarini Invitational - Tempe, Ariz.

2-29	San Jose State	W	9-2
2-29	FIU	W	13-4 (5)
3-1	Creighton	W	10-1
3-1	#2 Arizona State	L	5-6 (8)
3-2	Drake	L	0-10 (5)
3-8	at South Carolina*	L/W	4-5, 3-2
3-9	at South Carolina*	L	0-4
3-12	Indiana State	W/W	12-2 (5), 4-1
3-14	#4 Florida*	L/L	0-1, 1-3
3-15	#4 Florida*	L	2-7
3-18	at Auburn*	L/L	6-9, 3-5
3-21	#8 Tennessee*	W/L	5-2, 2-11
3-22	#8 Tennessee*	L	2-4

Border War - Fayetteville

3-26	Oklahoma State	W	4-0
3-26	Tulsa	L	1-2
3-29	at #15 Georgia*	L/L	1-3, 1-13
3-30	at #15 Georgia*	L	1-3
4-2	Louisiana-Monroe	W/W	3-0, 6-0
4-4	Texas A&M-CC	W	11-2 (5)
4-5	Texas A&M-CC	W/W	8-1, 5-1
4-7	#11 Oklahoma	W/L	3-2, 2-3 (8)
4-10	Kansas	Cancelled	
4-12	at Kentucky*	W/W	6-5 (9), 3-0
4-13	at Kentucky*	W	14-1 (5)
4-17	#1 Alabama*	L/L	0-4, 0-3
4-19	Mississippi*	W/L	3-2, 0-8 (5)
4-20	Mississippi*	L	1-6
4-26	#15 LSU*	L/L	0-4, 6-8 (8)
4-27	#15 LSU*	L	0-4
4-29	at Missouri State	L/W	2-5, 9-1 (5)
5-3	#23 Mississippi St.*	W/L	3-1, 1-9
5-4	#23 Mississippi St.*	W	7-6

NCAA Regional - Norman, Okla.

5-16	Tulsa	W	7-5
5-17	#7 Oklahoma	L	5-6 (11)
5-17	Oregon	L	0-3

2009

27-29 Overall

10-8 Home; 8-14 Away; 9-7 Neutral

10-16 SEC (6-5 Home; 4-11 Away)

Date	Opponent	W/L	Score
------	----------	-----	-------

Southern Miss Invitational - Hattiesburg, Miss.

2-6	at Southern Miss	W	5-3
2-7	Western Kentucky	W	7-4
2-7	at Southern Miss	L	7-9
2-8	Samford	W	6-2

Metrodome Classic - Minneapolis, Minn.

2-13	Drake	L	5-6
2-14	at Minnesota	W	3-2
2-14	Western Illinois	W	5-3
2-15	Northern Iowa	L	0-7
2-15	Wisconsin-Green Bay	W	8-0

FAU/FIU Strikeout Cancer Tourn - Boca Raton, Fla.

2-20	FIU	L	1-10
2-20	at Florida Atlantic	L	1-2

2-21	Missouri	L	0-8
2-21	at Florida Atlantic	L	0-8
2-22	Fordham	W	7-3

Holiday Inn-NWA Razorback Invt. - Fayetteville

2-27	Bradley	W	10-5
2-27	Ball State	W	1-0

Oklahoma State Mizuno Classic- Stillwater, Okla

3-6	Drake	W	6-3
3-7	Cleveland State	W	3-1
3-7	Northern Colorado	L	2-6
3-8	Oklahoma State	L	6-7
3-11	South Carolina	W	4-0
3-11	South Carolina	W	7-0
3-17	at Mississippi State	W	8-3
3-17	at Mississippi State	W	5-1
3-18	at Mississippi State	W	3-2
3-21	Kentucky	L	4-11
3-21	Kentucky	W	8-5
3-22	Kentucky	W	4-3
3-25	#9 Tennessee	L	0-9
3-28	at Ole Miss	L	4-5
3-28	at Ole Miss	L	2-3
3-29	at Ole Miss	W	6-0

Border War - Tulsa, Okla.

4-1	vs. Oklahoma State	W	8-0
4-1	at Tulsa	W	9-5
4-4	Auburn	L	3-4
4-4	Auburn	W	4-2
4-5	Auburn	L	4-5
4-8	at #13 Oklahoma	W	11-9
4-10	LSU	W	8-7
4-10	LSU	L	4-10
4-11	LSU	L	4-7
4-15	vs. Centenary	W	6-2
4-18	at #6 Alabama	L	1-9
4-18	at #6 Alabama	L	1-7
4-19	at #6 Alabama	L	0-9
4-22	Missouri State	L	1-2
4-25	at #1 Florida	L	0-11
4-25	at #1 Florida	L	0-11
4-26	at #1 Florida	L	0-6
4-29	UMKC	W	7-1
4-29	UMKC	W	16-1
5-3	#9 Georgia	L	0-8
5-3	#9 Georgia	L	2-8

SEC Tournament - Knoxville, Tenn.

5-7	#5 Alabama	L	0-6
-----	------------	---	-----

NCAA Regional - Norman, Okla.

5-15	Tulsa	L	0-6
5-16	at Oklahoma	L	2-21

SINGLE GAME - INDIVIDUAL

At Bats

9	Aly Sartini vs Alabama	3-21-99
9	Brett Erickson vs Alabama	3-21-99
8	Dana Gulick vs Alabama	3-21-99
8	Tiffany Woolley vs Alabama	3-21-99
7	4 times*	
	Lolly Landgraf vs Alabama	3-21-99

Runs Scored

3	28 times*	
	Miranda Dixon vs. LSU	4-10-09

Hits

5	Whitney Cloer vs Kentucky	3-31-07
4	8 times*	
	Kayla Johnson at Mississippi State	3-18-09

Runs Batted In

6	Miranda Dixon at Oklahoma	4-8-09
6	Dayna Huckabee vs Indiana St.	3-12-08
6	Courtney Mitchell at Coastal Carolina	3-11-02
5	Dayna Huckabee at Northern Iowa	3-3-07
5	Mindy O'Malley at Mississippi	3-22-06
5	Erin Stokey at Georgia	4-14-00




Mindy O'Malley

Doubles

3	Kayla Johnson vs. Kentucky	3-21-09
3	Whitney Cloer at Mississippi State	3-17-09
3	Candice Swan vs Kansas	4-21-04
2	34 times*	
	Whitney Cloer	2-14-09

Triples

2	Jessica Bachkora at Missouri	2-25-07
1	Multiple times*	
	Jessica Bachkora at #15 LSU	4-26-08



Whitney Cloer is the last Razorback to hit two home runs in one game.

Home Runs

2	9 times*	
	Miranda Dixon at Oklahoma	4-8-09
	Sandra Smith vs. Auburn	4-5-09
	Whitney Cloer at Oklahoma	5-16-09
	Whitney Cloer vs. Kentucky	3-21-09

Total Bases

10	Whitney Cloer vs Kentucky	3-31-07
10	Miranda Dixon at Louisiana-Monroe	3-4-07
9	Whitney Cloer	3-21-09
	Miranda Dixon vs Saint Louis	2-24-08
8	10 times*	
	Whitney Cloer at Oklahoma	5-16-09

Walks

3	8 times*	
	Sandra Smith vs. Southern Miss	2-7-09

Sacrifice Flies

1	Multiple times*	
	Miranda Dixon vs. Fordham	2-22-09

Sacrifice Hits

3	Rachel LeMaster vs Tennessee	4-3-04
3	Julie Young at #19 South Carolina	4-15-00
2	37 times*	
	Tori Mort at Southern Miss	2-6-09

Stolen Bases

3	Jessica Bachkora	2-14-09
3	Rachel LeMaster vs Kentucky	4-24-05
3	Dana Gulick vs Centenary	3-7-99
3	Dana Gulick at Tulsa	4-1-98
2	54 times*	
	Jessica Bachkora vs Saint Louis	2-24-08

Innings Pitched

16.0	Tammy Kincaid vs Alabama	3-21-99
12.0	Tammy Kincaid at #19 South Carolina	4-15-00
12.0	Tammy Kincaid vs UC Santa Barbara	2-27-98
11.0	Heather Schlichtman vs Marshall	4-9-04
11.0	Heather Schlichtman at Florida	3-21-04



Heather Schlichtman

Strikeouts

16	Heather Schlichtman vs Marshall	4-9-04
15	Katy Henry vs Texas-San Antonio	2-16-07
15	Katy Henry vs Louisiana-Monroe	2-25-05
15	Heather Schlichtman vs Auburn	3-13-04
15	Heather Schlichtman vs Wichita St.	3-3-01

Batters Faced

66	Tammy Kincaid vs Alabama	3-21-99
53	Tammy Kincaid vs UC Santa Barbara	2-27-98
49	Tammy Kincaid at #19 South Carolina	4-15-00
47	Heather Schlichtman vs Kentucky	4-27-03
45	2 times*	
	Heather Schlichtman at Mississippi	4-13-04



Katy Henry

Strikeouts Looking

6	Katy Henry at Florida	3-25-06
6	Heather Schlichtman vs No. Illinois	2-21-04
6	Heather Schlichtman vs FIU	3-2-01
6	Tammy Kincaid at Hofstra	3-7-97
5	12 times*	
	Katy Henry vs Kansas	4-5-06

Chances

18	Shana Easley vs Marshall	4-9-04
17	5 times*	
	Shana Easley vs Louisiana-Monroe	2-26-05

Putouts

16	Shana Easley vs Louisiana-Monroe	2-26-05
16	Shana Easley vs Marshall	4-9-04
16	Kim Eiben vs Texas A&M	2-15-02
16	Danica White at Mississippi	5-4-00
16	Danica White vs Alabama	3-21-99



Shana Easley

Assists

8	Tiffany Woolley vs UCF	2-2-02
8	Aly Sartini vs Alabama	3-21-99
8	Tiffany Woolley vs Alabama	3-21-99
7	9 times*	
	Mindy O'Malley at Georgia	3-27-04

Errors

3	12 times*	
	Dayna Huckabee at Missouri St.	4-29-08

*For multiple occurrences, the most recent is listed.

SINGLE GAME - TEAM

At Bats

71	vs Alabama	3-21-99
47	vs UC Santa Barbara	2-27-98
43	vs #7 Oklahoma	5-17-08
43	at FIU	1-31-02
43	at Jacksonville State	3-16-98

Runs Scored

18	vs Saint Louis	2-24-08
16	vs UMKC	4-29-09
14	at Kentucky	4-13-08
14	vs Kentucky	3-31-07
14	vs Houston	2-9-01



Hits

19	vs Kentucky	3-31-07
19	vs Houston	2-9-01
18	vs UMKC	4-29-09
18	at Jacksonville State	3-16-98
18	vs Alabama	3-21-99

Runs Batted In

15	vs UMKC	4-29-09
15	vs Saint Louis	2-24-08
14	vs Kentucky	3-31-07
13	vs Houston	2-9-01
13	vs Georgia Southern	3-2-03

Doubles

5	8 times*	
	vs UMKC	4-29-09
4	14 times*	2-8-09
	vs Samford	

Triples

3	vs Centenary	
2	10 times*	
	vs. UMKC	

Home Runs

4	Kentucky	
4	at Kentucky	
4	vs Creighton	
4	vs Northern Colorado	
4	vs Centenary	
3	12 times*	
	at Oklahoma State	

Walks

12	vs #24 Florida	
8	at Tulsa	
8	vs Oklahoma State	
8	vs Alabama-Birmingham	
7	8 times*	
	vs. LSU	

Sacrifice Flies

2	10 times*	
	vs Western Kentucky	

Sacrifice Hits

6	at Long Beach State	
6	vs Tulsa	
5	6 times*	
	vs Fordham	

Stolen Bases

6	vs Kentucky	
6	vs Loyola Marymount	
5	7 times*	
	vs Texas-San Antonio	

Innings Pitched

19.0	vs Alabama	
12.0	at #19 South Carolina	
12.0	vs UC Santa Barbara	
11.0	5 times*	
	vs #7 Oklahoma	

Strikeouts

16	vs Marshall	
15	vs Texas-San Antonio	
15	vs Louisiana-Monroe	
15	vs Auburn	
15	vs Wichita State	

Batters Faced

3-7-99	86	vs Alabama	3-21-99
4-29-09	53	vs UC Santa Barbara	2-27-98
	52	vs Oklahoma	5-16-09
	49	at #19 South Carolina	4-15-00
	47	Kentucky	4-27-03

Strikeouts Looking

6	at Florida	3-25-06
6	vs Northern Illinois	2-21-04
6	vs FIU	3-2-01
6	at Mississippi	5-4-00
6	at Hofstra	3-7-97

Chances

3-25-00	86	vs Alabama	3-21-99
4-1-09	57	at #19 South Carolina	3-15-00
2-9-08	55	vs UC Santa Barbara	2-27-98
2-8-08	50	at FIU	1-31-02
4-10-09	50	vs #24 Tennessee	5-15-99

Putouts

56	vs Alabama	3-21-99
36	at #19 South Carolina	4-15-00
36	vs UC Santa Barbara	2-27-98
33	5 times*	
	vs #7 Oklahoma	5-17-08

Assists

37	vs Mississippi	5-4-05
27	vs Alabama	3-21-99
19	at #19 South Carolina	4-15-00
18	5 times*	
	vs Texas A&M	2-15-02

Errors

7	at Missouri State	3-8-00
7	vs Loyola Marymount	3-12-99
7	vs Auburn	4-3-98
6	3 times*	
	vs #21 Stanford	2-18-00

Double Plays

4	vs Alabama	3-21-99
3	at Mississippi	3-21-06
2	35 times*	
	at Oklahoma	5-16-09

*For multiple occurrences, the most recent is listed.



SINGLE SEASON - INDIVIDUAL

Batting Average

(Min. 100 AB)

1. Rachel LeMaster (2005)	.363
2. Brett Erickson (2000)	.352
3. Kim Eiben (2003)	.345
4. Kayla Johnson (2008)	.338
5. Whitney Cloer (2009)	.335
6. Kim Bryant (1997)	.326
Jen Cirigliano (1997)	.326
8. Miranda Dixon (2008)	.317
9. Danica White (2001)	.313
10. Dana Gulick (1998)	.312



Rachel LeMaster

Slugging Pct.

(Min 100 AB)

1. Whitney Cloer (2009)	.627
2. Miranda Dixon (2008)	.623
3. Kayla Johnson (2008)	.538
4. Miranda Dixon (2009)	.521
5. Sandra Smith (2008)	.505
6. Courtney Mitchell (2002)	.497
7. Samantha Buckner (2008)	.484
8. Kim Eiben (2003)	.476
9. Brett Erickson (2000)	.467
10. Brittany Robison (2008)	.461

On-Base Pct.

(Min 100 AB)

1. Miranda Dixon (2008)	.427
2. Whitney Cloer (2009)	.412
3. Brett Erickson (2000)	.406
4. Kim Eiben (2003)	.405
5. Rachel LeMaster (2005)	.399
6. Kayla Johnson (2008)	.393
7. Kim Bryant (1997)	.375
8. Jen Cirigliano (1998)	.373
9. Dana Gulick (1998)	.371
10. Ruth Atkins (2003)	.370

Stolen Base Pct.

(Min. 10 Attempts)

1. Mindy O'Malley (2005)	.929
2. Dana Gulick (1999)	.917
3. Jessica Bachkora (2009)	.900
4. Rachel LeMaster (2005)	.871
5. Allie Benish (2004)	.867
6. Andy Wharton (2000)	.857
7. Dana Gulick (2000)	.850
8. Tiffany Woolley (2002)	.846
9. Sheri Wahrmond (1999)	.842
10. Jessica Bachkora (2008)	.833

Games Played

1. Dana Gulick (2000)	75
Erin Stokey (2000)	75
Danica White (2000)	75
Jen Cirigliano (1999)	75
Brett Erickson (1999)	75
Dana Gulick (1999)	75
Tiffany Woolley (1999)	75
8. Jen Cirigliano (2000)	74
Danica White (1999)	74
10. Sheri Wahrmond (2000)	73

Games Started

1. Danica White (2000)	75
Brett Erickson (1999)	75
Tiffany Woolley (1999)	75
4. Jen Cirigliano (2000)	74
Dana Gulick (2000)	74
Jen Cirigliano (1999)	74
Danica White (1999)	74
8. Erin Stokey (2000)	73
Dana Gulick (1999)	73
10. Brett Erickson (2000)	71

At-Bats

1. Dana Gulick (1999)	235
2. Erin Stokey (2000)	231
3. Brett Erickson (2000)	227
4. Brett Erickson (1999)	223
Tiffany Woolley (1999)	223
6. Danica White (2000)	220
7. Blaire Perry (2002)	216
8. Dana Gulick (2000)	214
9. Rachel LeMaster (2007)	211
10. Kayla Johnson (2008)	210

Runs Scored

1. Kayla Johnson (2008)	53
2. Jessican Bachkora (2008)	42
3. Dana Gulick (1999)	39
4. Dana Gulick (2000)	37
5. Miranda Dixon (2008)	35
Dana Gulick (1998)	35
7. Kayla Johnson (2009)	32
Jessica Bachkora (2009)	32
Mindy O'Malley (2005)	32
8. Rachel LeMaster (2005)	30
Jessica Bachkora (2007)	30

Hits

1. Brett Erickson (2000)	80
2. Rachel LeMaster (2005)	73
Dana Gulick (1999)	73
4. Kayla Johnson (2008)	71
5. Blaire Perry (2002)	67
6. Danica White (2000)	65
7. Dana Gulick (2000)	63
8. Brett Erickson (1999)	62
Tiffany Woolley (1999)	62
10. Erin Stokey (2000)	61

Doubles

1. Brett Erickson (2000)	21
2. Danica White (2000)	16
3. Miranda Dixon (2008)	15
4. Kim Eiben (2003)	14
5. Whitney Cloer (2009)	13
5. Kayla Johnson (2008)	13
Jessica Bachkora (2009)	12
Kallie Foglesong (2005)	12
Courtney Mitchell (2002)	12
Brett Erickson (1999)	12
Jen Cirigliano (1999)	12

Triples

1. Jessica Bachkora (2007)	5
2. Dayna Huckabee (2008)	4
Dayna Huckabee (2007)	4
Danica White (2002)	4
Sheri Wahrmond (1999)	4
Sheri Wahrmond (1998)	4
Kim Bryant (1997)	4
9 times*	3
Dayna Huckabee (2006)	3



Kallie Foglesong

Home Runs

1. Sandra Smith (2008)	14
2. Miranda Dixon (2008)	13
3. Miranda Dixon (2009)	11
4. Whitney Cloer (2009)	10
Samantha Buckner (2008)	10
Kayla Johnson (2008)	9
7. Dayna Huckabee (2008)	7
Miranda Dixon (2007)	7
Courtney Mitchell (2002)	7
10. Whitney Cloer (2007)	6
Dayna Huckabee (2007)	6

Grand Slams

1. 6 times*	1
Samantha Buckner (2008)	1
Sandra Smith (2008)	1

Runs Batted In

1. Miranda Dixon (2008)	47
2. Sandra Smith (2008)	45
3. Miranda Dixon (2009)	40
4. Whitney Cloer (2009)	37
Kayla Johnson (2008)	37
Dayna Huckabee (2008)	37
Jen Cirigliano (2000)	36
Samantha Buckner (2008)	35
Jen Cirigliano (1999)	33
Kallie Foglesong (2005)	31

Total Bases

1. Miranda Dixon (2008)	114
2. Kayla Johnson (2008)	113
3. Brett Erickson (2000)	106
4. Whitney Cloer (2009)	101
5. Sandra Smith (2008)	92
6. Samantha Buckner (2008)	91
7. Danica White (2000)	90
8. Dayna Huckabee (2008)	89
9. Dana Gulick (1999)	83
10. Rachel LeMaster (2005)	81
Courtney Mitchell (2002)	81
Jen Cirigliano (1999)	81

Walks

1. Sandra Smith (2008)	32
2. Danica White (1999)	28
3. Jen Cirigliano (1999)	27
4. Sandra Smith (2009)	26
5. Miranda Dixon (2008)	25
Jessica Bachkora (2008)	22
Jen Cirigliano (2000)	22
8. Whitney Cloer (2009)	21
Brett Erickson (1999)	21
10. Miranda Dixon (2009)	20
Danica White (2002)	20

Sacrifice Flies

1. Whitney Cloer (2006)	3
Kallie Foglesong (2005)	3
Jen Cirigliano (1999)	3
4. 17 times*	2
Miranda Dixon (2009)	2
Whitney Cloer (2008)	2

Sacrifice Hits

1. Blaire Perry (2002)	25
2. Tiffany Woolley (1999)	17
3. Dana Gulick (2000)	16
4. Blaire Perry (2003)	15
Andy Wharton (2000)	15
6. Julie Young (2001)	14
Jen Cirigliano (2000)	14
8. 4 times*	11
Kayla Johnson (2006)	11



Blaire Perry

Stolen Bases

1. Dana Gulick (1999)	33
2. Rachel LeMaster (2005)	27
3. Rachel LeMaster (2007)	22
4. Blaire Perry (2002)	20
5. Rachel LeMaster (2006)	19
6. Jessica Bachkora (2009)	18
7. Dana Gulick (2000)	17
Dana Gulick (1998)	17
9. Jessica Bachkora (2007)	16
Sheri Wahrmond (1999)	16

SINGLE SEASON - INDIVIDUAL

Earned Run Average

(Min. 75 IP)

1. Heather Schlichtman (2001)	0.93
2. Valanna Lyons (2002)	1.21
3. Rachel Talley (2000)	1.26
4. Tammy Kincaid (2000)	1.32
5. Tammy Kincaid (1999)	1.38
6. Rachel Talley (2001)	1.41
7. Heather Schlichtman (2002)	1.48
8. Heather Schlichtman (2004)	1.63
9. Tammy Kincaid (1998)	1.72
10. Rachel Talley (2002)	1.97

Appearances

1. Katy Henry (2007)	51
Tammy Kincaid (2000)	51
3. Tammy Kincaid (1997)	48
4. Heather Schlichtman (2001)	47
5. Katy Henry (2008)	46
6. Heather Schlichtman (2004)	44
Tammy Kincaid (1999)	44
8. Katy Henry (2006)	43
Tammy Kincaid (1998)	43
10. Heather Schlichtman (2002)	41
Rachel Talley (1999)	41

Strikeouts Looking

1. Heather Schlichtman (2004)	90
2. Tammy Kincaid (1997)	74
3. Heather Schlichtman (2002)	69
Tammy Kincaid (1998)	69
5. Heather Schlichtman (2001)	65
6. Katy Henry (2007)	64
7. Katy Henry (2006)	61
8. Tammy Kincaid (2000)	56
9. Heather Schlichtman (2003)	55
Tammy Kincaid (1999)	55

Chances

1. Jen Cirigliano (1999)	618
2. Kim Eiben (2002)	553
3. Kim Eiben (2000)	515
4. Jennifer Bottoms (2001)	486
5. Shana Easley (2004)	465
6. Jen Cirigliano (2000)	463
7. Kris Hightower (1998)	450
8. Kim Eiben (2003)	448
9. Danica White (1999)	433
10. Danica White (2002)	423

Opponent Batting Avg.

(Min. 75 IP)

1. Heather Schlichtman (2001)	.188
2. Heather Schlichtman (2002)	.190
3. Heather Schlichtman (2004)	.198
4. Rachel Talley (2002)	.217
Tammy Kincaid (2000)	.217
6. Rachel Talley (2000)	.219
7. Tammy Kincaid (1999)	.224
8. Rachel Talley (2001)	.226
9. Heather Schlichtman (2003)	.228
10. Valanna Lyons (2002)	.230

Complete Games

1. Tammy Kincaid (1997)	44
2. Tammy Kincaid (1998)	30
3. Heather Schlichtman (2004)	27
Heather Schlichtman (2001)	27
5. Heather Schlichtman (2002)	22
6. Katy Henry (2007)	21
Tammy Kincaid (2000)	21
Tammy Kincaid (1999)	21
9. Katy Henry (2008)	20
10. Rachel Talley (2001)	19

Batters Faced

1. Tammy Kincaid (1997)	1372
2. Tammy Kincaid (1998)	1088
3. Heather Schlichtman (2004)	1083
4. Tammy Kincaid (2000)	1029
5. Katy Henry (2007)	1007
6. Heather Schlichtman (2001)	1003
7. Tammy Kincaid (1999)	985
8. Katy Henry (2008)	968
9. Katy Henry (2006)	924
10. Miranda Dixon (2009)	873

Putouts

1. Jen Cirigliano (1999)	552
2. Kim Eiben (2002)	511
3. Kim Eiben (2000)	471
4. Jennifer Bottoms (2001)	450
5. Shana Easley (2004)	419
6. Kim Eiben (2003)	416
7. Kris Hightower (1998)	404
8. Danica White (1999)	389
9. Jen Cirigliano (2000)	384
10. Samantha Buckner (2008)	382

Wins

1. Heather Schlichtman (2001)	26
2. Tammy Kincaid (2000)	24
3. Tammy Kincaid (1999)	22
4. Katy Henry (2008)	20
5. Heather Schlichtman (2002)	19
6. Miranda Dixon (2009)	17
7. Rachel Talley (1999)	16
8. Katy Henry (2006)	15
Heather Schlichtman (2004)	15
10. Katy Henry (2007)	14

Shutouts

1. Heather Schlichtman (2001)	11
2. Heather Schlichtman (2002)	9
3. Tammy Kincaid (1999)	8
4. Katy Henry (2007)	7
Tammy Kincaid (2000)	7
6. Heather Schlichtman (2004)	6
7. Katy Henry (2006)	5
8. 4 times*	5
Rachel Talley (2001)	4

Fielding Pct.

(Min. 40 Chances)

1. Leslie Dixon (2008)	1.000
Katy Henry (2008)	1.000
Brittany Robison (2008)	1.000
Jocelyne Moncrief (2007)	1.000
Andy Wharton (2001)	1.000
6. Danica White (1999)	.995
7. Whitney Cloer (2008)	.994
Shana Easley (2004)	.994
Lisa Nieman (2003)	.994
10. Danica White (2002)	.993

Assists

1. Tiffany Woolley (1999)	177
2. Brett Erickson (1997)	156
3. Brett Erickson (2000)	154
4. Tiffany Woolley (2002)	153
5. Brett Erickson (1999)	148
6. Cortney Mitchell (2001)	140
7. Tiffany Woolley (2000)	137
8. Aly Sartini (1999)	125
9. Amie Hubbard (2009)	123
10. Cortney Mitchell (2002)	117

* - Most recent occurrence listed.

Innings Pitched

1. Tammy Kincaid (1997)	309.2
2. Heather Schlichtman (2004)	266.0
3. Heather Schlichtman (2001)	256.2
4. Tammy Kincaid (1998)	253.0
5. Tammy Kincaid (2000)	244.1
Tammy Kincaid (1999)	244.1
7. Katy Henry (2007)	230.1
8. Katy Henry (2008)	222.1
9. Katy Henry (2006)	218.1
10. Heather Schlichtman (2002)	212.2

Strikeouts

1. Heather Schlichtman (2004)	305
2. Katy Henry (2007)	224
3. Katy Henry (2006)	219
4. Heather Schlichtman (2001)	203
5. Heather Schlichtman (2002)	200
Tammy Kincaid (1997)	200
7. Tammy Kincaid (1999)	193
8. Katy Henry (2008)	189
9. Heather Schlichtman (2003)	178
Tammy Kincaid (1998)	178

Saves

1. Tammy Kincaid (2000)	5
2. Miranda Dixon (2009)	4
Katy Henry (2006)	4
Rachel Talley (2001)	4
4. Sarah Topham (2005)	3
Rachel Talley (2002)	3
Jennifer Bottoms (2000)	3
Jennifer Bottoms (1999)	3
8. 10 times*	
Miranda Dixon (2008)	2
Katy Henry (2008)	2



Sarah Topham



Aly Sartini

SINGLE SEASON - TEAM

Batting Average				Triples				Opponent Batting Avg.				Strikeouts Looking			
1.	.267	(461-1726)	2008	1.	14	1999		1.	.208	(475.2 IP)	2002	1.	123	2004	
2.	.257	(458-1781)	2002	2.	13	2007			.208	(449.1 IP)	2001	2.	121	2002	
3.	.260	(349-1396)	2009	3.	11	1997		3.	.226	(522.1 IP)	2000	3.	110	2003	
4.	.248	(479-1932)	2000	4.	9	2009		4.	.229	(409.1 IP)	2004	4.	101	2000	
5.	.246	(373-1519)	2003		9	2008		5.	.237	(526.2 IP)	1999	5.	99	1999	
					9	2005									
					9	2000									
Slugging Pct.				Home Runs				Walks Allowed				Batters Faced			
1.	.434	(1726 AB)	2008					<i>(Per 7 Innings)</i>				1.	2201	2000	
2.	.416	(1396 AB)	2009	1.	65	2008		1.	1.22	(526.2 IP)	1999	2.	2178	1999	
3.	.323	(1781 AB)	2002	2.	48	2009		2.	1.32	(449.1 IP)	2001	3.	1947	2002	
4.	.319	(1596 AB)	2005	3.	28	2007		3.	1.39	(382.1 IP)	1997	4.	1928	2008	
	.319	(1519 AB)	2003	4.	19	2005		4.	1.56	(407.1 IP)	1998	5.	1880	2007	
5.	.318	(1932 AB)	2000	5.	16	2003		5.	1.64	(417.1 IP)	2007				
					16	2002									
On Base Pct.				Runs Batted In				Strikeouts				Fielding Pct.			
1.	.340	(1726 AB)	2008					<i>(Per 7 Innings)</i>				1.	.966	(1348-724-72)	2001
2.	.330	(1396 AB)	2009	1.	267	2008		1.	6.86	(409.1 IP)	2004	2.	.964	(1427-643-78)	2002
3.	.313	(1781 AB)	2002	2.	214	2009		2.	6.27	(418.2 IP)	2006	3.	.959	(1256-396-71)	2006
4.	.307	(1932 AB)	2000	3.	190	2000		3.	6.24	(475.2 IP)	2002		.959	(1202-561-76)	2003
5.	.303	(1902 AB)	1999	4.	176	1999		4.	6.18	(436.0 IP)	2008	5.	.958	(1203-452-72)	2005
				5.	150	2007		5.	5.97	(417.1 IP)	2007				
					150	2002									
Stolen Base Pct.				Total Bases				Wins				Chances			
1.	.857	(60-70)	2005					1.	46	(46-29)	1999	1.	2496	2000	
2.	.806	(54-67)	2007	1.	749	2008		2.	44	(44-31)	2000	2.	2477	1999	
3.	.795	(31-39)	2009	2.	614	2000		3.	39	(39-28)	2002	3.	2148	2002	
4.	.770	(97-126)	1999	3.	581	2009		4.	37	(37-29)	2008	4.	2144	2001	
5.	.732	(30-41)	2008	4.	579	1999		5.	36	(36-30)	2001	5.	1913	1998	
				5.	575	2002									
Games Played				Walks				Saves				Putouts			
1.	75	2000						1.	8	2000		1.	1579	1999	
	75	1999		1.	162	2008		2.	7	2002		2.	1567	2000	
3.	68	2002		2.	151	2009			7	1999		3.	1427	2002	
4.	66	2008		3.	146	1999		4.	6	2001		4.	1348	2001	
	66	2001		4.	136	2000		5.	5	2008		5.	1308	2008	
				5.	125	2006			5	2005					
At Bats				Sacrifice Flies				Complete Games				Assists			
1.	1932	2000						1.	54	1997		1.	803	2000	
2.	1902	1999		1.	11	2000		2.	46	2001		2.	792	1999	
3.	1781	2002			11	1999			46	1998		3.	724	2001	
4.	1726	2008		3.	10	2005		4.	40	2000		4.	643	2002	
5.	1656	2001		4.	9	1998		5.	38	2002		5.	598	1997	
				5.	8	2006									
Runs Scored				Sacrifice Hits				Shutouts							
1.	299	2008						1.	21	2001					
2.	233	1999		1.	97	2000		2.	17	1999					
3.	229	2009		2.	96	2002		3.	16	2002					
3.	227	2000		3.	91	2001		4.	14	2000					
4.	191	2002		4.	86	1999		5.	12	2006					
				5.	65	2003									
Hits				Stolen Bases				Innings Pitched							
1.	479	2000						1.	526.2	1999					
2.	461	2008		1.	97	(97-126)	1999	2.	522.1	2000					
3.	458	2002		2.	69	(69-100)	2002	3.	475.2	2002					
4.	455	1999		3.	60	(60-70)	2005	4.	449.1	2001					
5.	398	2001		4.	58	(58-83)	2004	5.	436.0	2008					
				5.	56	(56-80)	2000								
Doubles				Earned Run Avg.				Strikeouts							
1.	81	2000						1.	424	2002					
2.	75	2008		1.	1.18	(449.1 IP)	2001	2.	415	1999					
3.	70	2009		2.	1.49	(522.1 IP)	2000	3.	401	2004					
4.	61	2001		3.	1.57	(475.2 IP)	2002	4.	385	2008					
5.	60	1999		4.	1.75	(526.2 IP)	1999	5.	375	2006					
				5.	1.94	(407.1 IP)	1998								

CAREER - INDIVIDUAL

Batting Average

(Min. 200 AB)

1.	.296	Rachel LeMaster (219-741)	2004-07
2.	.294	Brett Erickson (184-625)	1997, 99-00
3.	.292	Dana Gulick (215-737)	1997-00
4.	.288	Jen Cirigliano (218-757)	1997-00
5.	.284	Blaire Perry (189-665)	2002-06
6.	.278	Jessica Bachkora (161-579)	2007-pres.
	.278	Danica White (224-807)	1999-02
8.	.276	Miranda Dixon (139-504)	2007-pres.
9.	.271	Whitney Cloer (164-606)	2006-09
10.	.269	Kim Eiben (176-655)	2000-03

Slugging Pct.

(Min. 200 AB)

1.	.516	Miranda Dixon (504 AB)	2007-pres.
2.	.452	Whitney Cloer (606 AB)	2006-09
3.	.416	Sandra Smith (411 AB)	2006-pres.
4.	.408	Dayna Huckabee (677 AB)	2005-08
	.408	Cortney Mitchell (343 AB)	2001-02
6.	.390	Kayla Johnson (666 AB)	2006-09
	.390	Jen Cirigliano (757 AB)	1997-00
8.	.389	Jessica Bachkora (579 AB)	2007-pres.
9.	.376	Brett Erickson (625 AB)	1997, 99-00
10.	.369	Julie Young (526 AB)	2000-03

On-Base Pct.

(Min. 200 AB)

1.	.363	Miranda Dixon (504 AB)	2007-pres.
2.	.363	Jen Cirigliano (757 AB)	1997-00
3.	.357	Brett Erickson (625 AB)	1997, 99-00
4.	.353	Danica White (807 AB)	1999-02
5.	.346	Sandra Smith (411 AB)	2006-pres.
6.	.344	Jessica Bachkora (579 AB)	2007-pres.
7.	.340	Dana Gulick (737 AB)	1997-00
8.	.332	Whitney Cloer (606 AB)	2006-09
9.	.331	Rachel LeMaster (741 AB)	2004-07
10.	.329	Kim Eiben (655 AB)	2000-03

Stolen Base Pct.

(Min. 20 Attempts)

1.	.849	Dana Gulick (73-86)	1997-00
2.	.845	Jessica Bachkora (49-58)	2007-pres.
3.	.844	Tiffany Woolley (27-32)	1999-02
4.	.792	Julie Young (19-24)	2000-03
5.	.760	Mindy O'Malley (38-50)	2003-06
	.760	Andy Wharton (38-50)	1999-02
7.	.758	Rachel LeMaster (75-99)	2004-07
8.	.683	Blaire Perry (56-82)	2002-06
9.	.677	Sheri Wahrmund (21-31)	1998-00
10.	.640	Zenobia Davison (16-25)	2002-05

Games Played

1.	280	Danica White	1992-02
2.	269	Tiffany Woolley	1999-02
3.	266	Blaire Perry	2002-06
	266	Jen Cirigliano	1997-00
5.	260	Andy Wharton	1999-02
6.	251	Kim Eiben	2000-03
7.	250	Dana Gulick	1997-00
8.	246	Dayna Huckabee	2005-08
9.	243	Rachel LeMaster	2004-07
10.	236	Kayla Johnson	2006-09

Games Started

1.	277	Danica White	1999-02
2.	265	Jen Cirigliano	1997-00
3.	244	Dayna Huckabee	2005-08
	244	Tiffany Woolley	1999-02
5.	240	Dana Gulick	1997-00
6.	239	Rachel LeMaster	2004-07
7.	231	Kim Eiben	2000-03
8.	229	Blaire Perry	2002-06
9.	225	Kayla Johnson	2006-09
10.	216	Mindy O'Malley	2003-06

At-Bats

1.	807	Danica White	1999-02
2.	757	Jen Cirigliano	1997-00
3.	741	Rachel LeMaster	2004-07
4.	737	Dana Gulick	1997-00
5.	677	Dayna Huckabee	2005-08
6.	666	Kayla Johnson	2006-09
	666	Tiffany Woolley	1999-02
8.	665	Blaire Perry	2002-06
9.	655	Kim Eiben	2000-03
10.	625	Brett Erickson	1997, 99-00

Runs Scored

1.	124	Kayla Johnson	2006-09
2.	119	Dana Gulick	1997-00
3.	104	Jessica Bachkora	2007-pres.
4.	86	Blaire Perry	2002-06
5.	83	Dayna Huckabee	2005-08
6.	82	Mindy O'Malley	2003-06
7.	77	Rachel LeMaster	2004-07
8.	76	Tiffany Woolley	1999-02
9.	75	Danica White	1999-02
10.	71	Whitney Cloer	2006-09

Hits

1.	224	Danica White	1999-02
2.	219	Rachel LeMaster	2004-07
3.	218	Jen Cirigliano	1997-00
4.	215	Dana Gulick	1997-00
5.	189	Blaire Perry	2002-06
6.	184	Brett Erickson	1997, 99-00
7.	176	Kim Eiben	2000-03
8.	172	Kayla Johnson	2006-09
9.	170	Tiffany Woolley	1999-02
10.	164	Whitney Cloer	2006-09

Doubles

1.	40	Danica White	1999-02
2.	39	Kim Eiben	2000-03
	39	Jen Cirigliano	1997-00
4.	35	Brett Erickson	1997, 99-00
5.	31	Kayla Johnson	2006-09
6.	30	Jessica Bahckora	2007-pres.
	30	Dayna Huckabee	2005-08
8.	26	Whitney Cloer	2006-09
	26	Miranda Dixon	2007-pres.
10.	22	Julie Young	2000-03
	22	Cortney Mitchell	2001-02

Triples

1.	12	Dayna Huckabee	2005-08
2.	10	Sheri Wahrmund	1998-00
3.	8	Jessica Bachkora	2007-pres.
4.	7	Danica White	1999-02
5.	6	Whitney Cloer	2006-09
6.	5	Mindy O'Malley	2003-06
	5	Brett Erickson	1997, 99-00
8.	4	multiple times*	

Home Runs

1.	31	Miranda Dixon	2007-pres.
2.	24	Whitney Cloer	2006-pres.
3.	20	Sandra Smith	2006-pres.
	20	Dayna Huckabee	2005-08
5.	17	Kayla Johnson	2006-09
6.	14	Samantha Buckner	2005-08
7.	12	Jen Cirigliano	1997-00
8.	10	Julie Young	2000-03
9.	9	Shana Easley	2003-06
10.	8	Cortney Mitchell	2001-02

Runs Batted in

1.	120	Jen Cirigliano	1997-00
2.	105	Dayna Huckabee	2005-08
3.	103	Miranda Dixon	2007-pres.
4.	101	Whitney Cloer	2006-09
5.	98	Kayla Johnson	2006-09
6.	95	Danica White	1999-02
7.	73	Kim Eiben	2000-03
8.	70	Julie Young	2000-03
9.	68	Sandra Smith	2006-pres.
10.	63	Samantha Buckner	2005-08

Total Bases

1.	295	Jen Cirigliano	1997-00
2.	293	Danica White	1999-02
3.	276	Dayna Huckabee	2005-08
4.	274	Whitney Cloer	2006-09
5.	260	Kayla Johnson	2006-09
	260	Miranda Dixon	2007-pres.
7.	238	Dana Gulick	1997-00
8.	235	Brett Erickson	1997, 99-00
9.	234	Rachel LeMaster	2004-07
10.	231	Kim Eiben	2000-03

Walks

1.	82	Danica White	1999-02
2.	74	Sandra Smith	2006-pres.
3.	70	Jen Cirigliano	1997-00
4.	56	Kayla Johnson	2006-09
5.	55	Miranda Dixon	2007-pres.
6.	49	Dana Gulick	1997-00
	49	Brett Erickson	1997, 99-00
8.	48	Aly Sartini	1997-00
	48	Jessica Bachkora	2007-pres.
10.	47	Whitney Cloer	2006-09

CAREER - INDIVIDUAL

Sacrifice Flies

1.	7	Jen Cirigliano	1997-00
2.	6	Sheri Wahrmond	1998-00
3.	5	Whitney Cloer	2006-09
	5	Aly Sartini	1997-00
5.	4	Dayna Huckabee	2005-08
	4	Kallie Foglesong	2004-06
	4	Kim Eiben	2000-03
	4	Brett Erickson	1997, 99-00
9.	3	Shana Easley	2003-06
	3	Ashley Carter	2003-05

Sacrifice Hits

1.	53	Blaire Perry	2002-06
2.	45	Tiffany Woolley	1999-02
3.	38	Julie Young	2000-03
4.	37	Andy Wharton	1999-02
5.	32	Dana Gulick	1997-00
6.	31	Jen Cirigliano	1997-00
7.	26	Mindy O'Malley	2003-06
8.	25	Rachel LeMaster	2004-07
	25	Kim Eiben	2000-03
10	24	Nicole Deeter	2001-03

Stolen Bases

1.	75	Rachel LeMasters (75-99)	2004-07
2.	73	Dana Gulick (73-86)	1997-00
3.	56	Blaire Perry (56-82)	2002-06
4.	49	Jessica Bachkora (49-58)	2007-pres.
5.	38	Mindy O'Malley (38-50)	2003-06
	38	Andy Wharton (38-50)	1999-02
7.	27	Tiffany Woolley (27-32)	1999-02
8.	21	Sheri Wahrmond (21-31)	1998-00
9.	19	Julie Young (19-24)	2000-03
10.	16	Zenobia Davison (16-25)	2002-05

Earned Run Average

(Min. 150 IP)

1.	1.59	Heather Schlichtman (930.2 IP)	2001-04
2.	1.66	Rachel Talley (686.1 IP)	1999-02
3.	1.90	Tammy Kincaid (1051.1 IP)	1997-00
4.	2.43	Jennifer Bottoms (374.0 IP)	1998-01
5.	3.04	Valanna Lyons (375.0 IP)	2002-05
6.	3.07	Katy Henry (820.2 IP)	2005-08
7.	3.13	Blaire Perry (203.1 IP)	2002-06
8.	3.27	Miranda Dixon (460.2 IP)	2007-pres.
9.	3.42	Sarah Topham (172.0 IP)	2004-06
10.	3.97	Kim Jones (190.2 IP)	2008-pres.

Opponent Batting Average

(Min. 150 IP)

1.	.200	Heather Schlichtman (930.2 IP)	2001-04
2.	.225	Rachel Talley (686.1 IP)	1999-02
3.	.235	Tammy Kincaid (1051.1 IP)	1997-00
5.	.261	Blaire Perry (203.1 IP)	2002-06
6.	.265	Katy Henry (820.2 IP)	2005-08
7.	.268	Valanna Lyons (375.0 IP)	2002-05
8.	.272	Jennifer Bottoms (374.0 IP)	1998-01
9.	.276	Sarah Topham (172.0 IP)	2004-06
9.	.277	Miranda Dixon (460.2 IP)	2007-pres.
10.	.278	Kim Jones (190.2 IP)	2008-pres.

Walks Allowed

(Per 7 Innings)

1.	1.22	Rachel Talley (686.1 IP)	1999-02
2.	1.40	Tammy Kincaid (1051.1 IP)	1997-00
3.	1.72	Katy Henry (820.2 IP)	2005-08
4.	1.79	Miranda Dixon (460.2 IP)	2007-pres.
5.	1.91	Jennifere Bottoms (374.0 IP)	1998-01
6.	2.03	Heather Schlichtman (930.2 IP)	2001-04
7.	3.24	Blaire Perry (203.1 IP)	2002-06
8.	3.36	Valanna Lyons (375.0 IP)	2002-05
9.	3.70	Sarah Topham (172.0 IP)	2004-06
10.	4.33	Kim Jones (190.2 IP)	2008-pres.

Strikeouts

(Per 7 Innings)

1.	6.66	Heather Schlichtman (930.2 IP)	2001-04
2.	6.45	Katy Henry (820.2 IP)	2005-08
3.	6.20	Rachel Talley (686.1 IP)	1999-02
4.	5.36	Miranda Dixon (460.2 IP)	2007-pres.
5.	5.08	Valanna Lyons (375.0 IP)	2002-05
6.	4.99	Blaire Perry (203.1 IP)	2002-06
7.	4.96	Tammy Kincaid (1051.1 IP)	1997-00
8.	4.92	Sarah Topham (172.0 IP)	2004-06
9.	4.88	Kim Jones (190.2 IP)	2008-pres.
10.	3.52	Jennifer Bottoms (374.0 IP)	1998-01

Wins

1.	73	Heather Schlichtman (73-67)	2001-04
2.	72	Tammy Kincaid (72-80)	1997-00
3.	56	Katy Henry (56-68)	2005-08
4.	52	Rachel Talley (52-50)	1999-02
5.	33	Miranda Dixon (33-43)	2007-pres.
6.	23	Jennifer Bottoms (23-28)	1998-01
7.	22	Valanna Lyons (22-38)	2002-05
8.	13	Kim Jones (13-15)	2008-pres.
9.	10	Blaire Perry (10-14)	2002-6
10.	6	Sarah Topham (6-21)	2004-06

Saves

1.	9	Katy Henry	2005-08
	9	Rachel Talley	1999-02
	9	Tammy Kincaid	1997-00
4.	7	Miranda Dixon	2007-pres.
6.	6	Heather Schlichtman	2001-04
	6	Jennifer Bottoms	1998-01
7.	4	Valanna Lyons	2002-05
	3	Sarah Topham	2004-06
10.	1	Layne McGuirt	2008-pres.
	1	Kelly Ninemire	2005



Kayce Odle

Appearances

1.	186	Tammy Kincaid	1997-00
2.	180	Katy Henry	2005-08
3.	169	Heather Schlichtman	2001-04
4.	151	Rachel Talley	1999-02
5.	107	Miranda Dixon	2007-pres.
5.	93	Valanna Lyons	2002-05
6.	92	Jennifer Bottoms	1998-01
8.	51	Blaire Perry	2002-06
9.	48	Sarah Topham	2004-06
10.	47	Kim Jones	2008-pres.

Complete Games

1.	116	Tammy Kincaid	1997-00
2.	94	Heather Schlichtman	2001-04
3.	70	Katy Henry	2005-08
4.	51	Rachel Talley	1999-02
5.	30	Jennifer Bottoms	1998-01
6.	29	Miranda Dixon	2007-pres.
7.	25	Valanna Lyons	2002-05
8.	11	Kim Jones	2008-pres.
	11	Blaire Perry	2002-06
10.	10	Gretchen Thompson	1997

Shutouts

1.	26	Heather Schlichtman	2001-04
2.	19	Tammy Kincaid	1997-00
3.	15	Katy Henry	2005-08
	15	Rachel Talley	1999-02
5.	9	Jennifer Bottoms	1998-01
6.	6	Miranda Dixon	2007-pres.
7.	3	Kim Jones	2008-pres.
	3	Blaire Perry	2002-06
	3	Kayce Odle	2006
	3	Valanna Lyons	2002-05



Zenobia Davison

CAREER - INDIVIDUAL

Innings Pitched

1.	1051.1	Tammy Kincaid	1997-00
2.	930.2	Heather Schlichtman	2001-04
3.	820.2	Katy Henry	2005-08
4.	686.1	Rachel Talley	1999-02
5.	460.2	Miranda Dixon	2007-pres
6.	375.0	Valanna Lyons	2002-05
7.	374.0	Jennifer Bottoms	1998-01
8.	203.1	Blaire Perry	2002-06
9.	190.2	Kim Jones	2008-pres.
10.	172.0	Sarah Topham	2004-06

Batters Faced

1.	4474	Tammy Kincaid	1997-00
2.	3799	Heather Schlichtman	2001-04
3.	3553	Katy Henry	2005-08
4.	2787	Rachel Talley	1999-02
7.	2113	Miranda Dixon	2007-pres.
5.	1718	Valanna Lyons	2002-05
6.	1657	Jennifer Bottoms	1998-01
10.	938	Kim Jones	2008-pres.
8.	931	Blaire Perry	2002-06
9.	809	Sarah Topham	2004-06

Putouts

1.	1563	Kim Eiben	2000-03
2.	1412	Jen Cirigliano	1997-00
3.	1302	Danica White	1999-02
4.	1233	Shana Easley	2003-06
5.	1150	Samantha Buckner	2005-08
6.	1122	Whitney Cloer	2006-09
7.	607	Kris Hightower	1997-99
8.	526	Sandra Smith	2006-pres.
9.	512	Jennifer Bottoms	1998-01
10.	404	Kayla Johnson	2006-09

Strikeouts

1.	886	Heather Schlichtman	2001-04
2.	756	Katy Henry	2005-08
3.	745	Tammy Kincaid	1997-00
4.	608	Rachel Talley	1999-02
5.	353	Miranda Dixon	2007-pres.
6.	272	Valanna Lyons	2002-05
7.	188	Jennifer Bottoms	1998-01
8.	145	Blaire Perry	2002-06
9.	133	Kim Jones	2008-pres.
10.	121	Sarah Topham	2004-06

Fielding Pct.

(Min 80 Chances)

1.	1.000	Leslie Dixon	2008-pres.
2.	.992	Lisa Nieman (222-31-2)	2002-03
3.	.989	Danica White (1302-162-16)	1999-02
4.	.985	Whitney Cloer (875-63-9)	2006-09
	.985	Samantha Buckner (1150-82-19)	2005-08
	.985	Shana Easley (1233-108-21)	2003-06
7.	.979	Kim Eiben (1563-99-35)	2000-03
8.	.978	Kim Bryant (327-25-8)	1997
9.	.976	Jocelyne Moncrief (151-9-4)	2006-pres.
10.	.975	Rachel Talley (3-195-5)	1999-02

Assists

1.	558	Tiffany Woolley	1999-02
2.	458	Brett Erickson	1997, 99-00
3.	400	Aly Sartini	1997-00
4.	367	Dayna Huckabee	2005-08
5.	347	Blaire Perry	2002-06
6.	339	Tammy Kincaid	1997-00
7.	306	Heather Schlichtman	2001-04
8.	291	Kayla Johnson	2006-09
9.	257	Cortney Mitchell	2001-02
10.	225	Jen Cirigliano	1997-00

Strikeouts Looking

1.	279	Heather Schlichtman	2001-04
2.	254	Tammy Kincaid	1997-00
3.	188	Katy Henry	2005-08
4.	98	Rachel Talley	1999-02
5.	94	Valanna Lyons	2002-05
6.	64	Jennifer Bottoms	1998-01
7.	50	Miranda Dixon	2007-pres.
8.	37	Sarah Topham	2004-06
9.	33	Blaire Perry	2002-06
10.	15	Kayce Odle	2006


Chances

1.	1697	Kim Eiben	2000-03
2.	1682	Jen Cirigliano	1997-00
3.	1480	Danica White	1999-02
4.	1362	Shana Easley	2003-06
5.	1251	Samantha Buckner	2005-08
6.	1241	Whitney Cloer	2006-09
7.	908	Tiffany Woolley	1999-02
8.	841	Aly Sartini	1997-00
9.	817	Dayna Huckabee	2005-08
10.	757	Kayla Jonhson	2006-09

Double Plays Turned

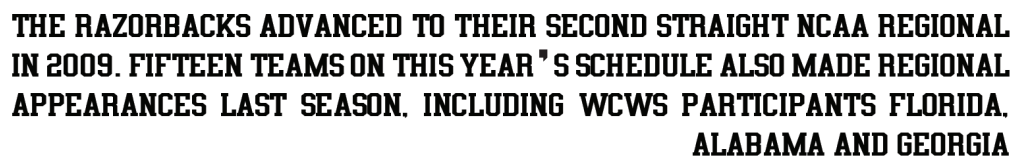
1.	42	Kim Eiben	2000-03
2.	33	Aly Sartini	1997-00
3.	32	Jen Cirigliano	1997-00
4.	30	Samantha Buckner	2005-08
5.	29	Tiffany Woolley	1999-02
6.	28	Jennifer Bottoms	1998-01
7.	25	Dayna Huckabee	2005-08
	25	Cortney Mitchell	2001-02
9.	24	Sandra Smith	2006-09
10.	23	Brett Erickson	1997, 99-00

The 1997 Arkansas softball squad was the inaugural Razorback team. The first senior class from that team also became the first to reach the NCAA Tournament in 2000. Several members of that inaugural team are still scattered throughout the Razorback record books, including former assistant coach Aly Sartini.



LETTERWINNERS LIST/ JERSEY NUMBERS WORN

A		F		K		R	
Alpe, Robin	1997-98	Foglesong, Kallie	2004-06	Kaiser, Jessica	2002	Ralph, Christy	1997-99
Atkins, Ruth	2003	Foust, Brandy	2006-09	Kincaid, Tammy	1997-00	Rankin, Heather	2005
B		Flores, Lisa	1997	L		Reed, Jess	2007
Bachkora, Jessica	2007-pres.	Freeman, Hillary	2006-09	Landgraf, Elizabeth	1998-99	Richardson, Crystal	1997-98
Baze, Brandy	2006-09	G		LeMaster, Rachel	2004-07	Robison, Brittany	2007-pres.
Belford, Augrista	1997	Griffiths, Brittany	2009-pres.	Long, Cassy	2004-06	Robison, Jessica	2009-pres.
Benish, Allie	2003-04	Gulick, Dana	1997-00	Lyons, Valanna	2002-05	Roby, Linzee	2005
Bisaccia, Michele	2003-04	H		M		S	
Bottoms, Jennifer	1998-01	Harney, Meagan	2006	McGuirt, Layne	2008-pres.	Sartini, Aly	1997-00
Bryant, Kim	1997	Hendrix, Lauren	2001-03	Meza, Amber	1997-98	Schlichtman, Heather	2001-04
Buckner, Samantha	2005-08	Henry, Katy	2005-09	Mitchell, Cortney	2001-02	Skaife, Katy	1997-00
C		Henry, Kirsten	2000	Moddrell, Julie	1998	Smith, Sandra	2006-pres.
Caldwell, Amanda	2008-pres.	Hightower, Kris	1997-98	Moncrief, Jocelyne	2006-09	Southmayd, Barbara-Jean	2003-05
Carter, Ashley	2003-05	Hill, Sarah	2003	Mort, Tori	2009-pres.	Stokey, Erin	2000-02
Chisom, Lauren	2008-pres.	Hubbard, Amie	2008-09	N		Stunkard, Kristin	2003
Cicioni, Hannah	2008-09	Huckabee, Dayna	2005-08	Nieman, Lisa	2002-03	Swan, Candice	2003-04
Cirigliano, Jennifer	1997-00	Hulsey, Teighynne	2007-pres.	Nims, Kelli	2001-02	T	
Cloer, Whitney	2006-09	Hunter, Stephanie	2001-04	Ninemire, Kelly	2005	Talley, Rachel	1999-02
D		I		O		Thompson, Gretchen	1997
Daniel, Allison	1998-1999	Iverson, Lauren	2008	O'Malley, Mindy	2003-06	Topham, Sarah	2004-05
Davison, Zenobia	2002-05	J		Odle, Kayce	2006	Tyree, Amy	1998
Deeter, Nicole	2001-04	James, Sami	1998	P		W	
Dixon, Leslie	2008-pres.	Johnson, Kayla	2006-09	Perry (Woodward), Blaire	2002-06	Waddle, Jessica	2007-pres.
Dixon, Miranda	2007-pres.	Johnson, Melissa	2003-04	Perry, Lindsay	2005	Wahrmond, Sheri	1998-00
E		Johnson, Tiffany	2001	Q		Wharton, Andy	1999-02
Easley, Shana	2003-06	Jones, Emily	2008-pres.	Quillin, Kathy	1998-99	White (Howlett), Danica	1999-02
Egnor, Carrie	2006	Jones, Kim	2008-pres.	Y		Woolley, Tiffany	1999-02
Eiben, Kim	2000-03						
Erickson, Brett	1997, 1999-00						
1		9		17		32	
Brett Erickson *	1997	Aly Sartini	1997-00	Tiffany Woolley	1999-02	Rachel LeMaster	2004-07
Amy Tyree	1998	Ruth Atkins	2003	Allie Benish	2003-04	Kim Jones	2008-pres.
Tiffany Johnson	2001	Kelly Ninemire	2005	Layne McGuirt	2008-pres.	33	
Ashley Carter	2003-05	Brittany Robison	2007-pres.	18		Lindsay Perry	2005
Brandy Baze	2006-09	10		Sheri Wahrmond	1998-00	Teighynne Hulsey	2007-pres.
2		Gretchen Thompson	1997	19		35	
Sami James	1998	Elizabeth Landgraf	1998-99	Kristina Hightower	1997-99	Kallie Foglesong	2004-06
Nicole Deeter	2001-04	Kim Eiben	2000-03	Jessica Bachkora	2007-pres.	40	
Jocelyne Moncrief	2006-09	Cassy Long	2004-06	20		Kristin Stunkard	2003
3		Kelsie Vallies	2009-pres.	Dana Gulick	1997-00	42	
Christy Ralph *	1997	11		Kelli Nims	2001-03	Andy Wharton	1999-02
Julie Moddrell	1998	Crystal Richardson	1997-99	Kayla Johnson	2006-09	Callie Shaw	2003
Sarah Topham	2004-05	Rachel Talley	1999-02	21		Katy Henry	2005-02
Leslie Dixon*	2008	Melissa Johnson	2003-04	Allison Daniel	1998-99	51	
Tori Mort	2009-pres.	Heather Rankin	2005	Erin Stokey	2000-02	Brandy Foust	2006-09
4		Miranda Dixon	2007-pres.	Sarah Hill	2003	55	
Tammy Kincaid	1997-00	12		Kayce Odle	2006	Candice Swan	2003-04
Stephanie Hunter	2001-04	Jennifer Bottoms	1998-01	Amie Hubbard	2008-09	62	
Hillary Freeman	2006-09	Lisa Nieman	2002-03	22		Amanda Caldwell	2008-pres.
5		Whitney Cloer	2006-09	Mindy O'Malley	2003-06	70	
Kathy Quillin	1998-99	13		23		Danica (Howlett) White	1999-02
Kirsten Henry	2000	Jennifer Cirigliano	1997-00	Lisa Flores	1997	90	
Jessica Kaiser	2002-03	Heather Schlichtman	2001-04	Lauren Hendrix	2001-03	Barbara-Jean Southmayd	2003-05
Carrie Egnor	2006	14		Sandra Smith	2006-present	* wore more than one number	
Lauren Iverson	2008	Brett Erickson *	1999-00	24			
6		Valanna Lyons	2002-05	Robin Alpe	1997-98		
Amber Meza	1998	Jess Reed	2007	Zenobia Davison	2002-05		
Linzee Roby	2005	Jessica Robison	2009-pres.	Emily Jones	2008-pres.		
Meagan Harney	2006	15		25			
7		Augrista Belford	1997	Michele Bisaccia	2003-04		
Christy Ralph *	1998-00	Dayna Huckabee	2005-08	Lauren Chisom	2008-pres.		
Julie Young	2000-03	16		27			
Samantha Buckner	2005-08	Kim Bryant	1997	Hannah Cicioni	2008-09		
8		Elizabeth Burdette	1998	29			
Katy Skaife	1997-00	Blaire (Woodward) Perry	2002-06	Brittany Griffiths	2009-pres.		
Cortney Mitchell	2001-02	Jessica Waddle	2007-pres.				
Shana Easley	2003-06						

[illegible]

FAYETTEVILLE, ARKANSAS

2010 OPPONENTS



Alabama Crimson Tide
April 24-25 - Fayetteville

Head Coach..... Patrick Murphy
2009 Record 54-11 (21-6)

Series Record Ala. leads 38-7
Letterwinners Ret./Lost 13/5
Starters Ret./Lost 5/5
Location Tuscaloosa, Ala.
Enrollment 28,807
Colors Crimson and White
Conference SEC (Western)

Home Park.... Alabama Softball Complex
Softball Contact Skip Powers
Email spowers@ia.ua.edu
Phone 205/348-6734
Press Box# 205/348-0909
Web Site..... rolltide.com



Auburn Tigers
May 8-9 - Auburn, Ala.

Head Coach..... Tina Deese
2009 Record 30-29 (9-19)

Series Record AU leads 22-20
Letterwinners Ret./Lost 12/5
Starters Ret./Lost 5/4
Location Auburn, Ala.
Enrollment 24,137
Colors Burnt Orange and Navy Blue
Conference SEC (Western)

Home Park..... Jane B. Moore Field
Softball Contact Bob Grant
Email grantrs@auburn.edu
Phone 334/844-9810
Press Box# 334/844-5232
Web Site..... auburntigers.com



Florida Gators
April 10-11 - Fayetteville

Head Coach..... Tim Walton
2009 Record 63-5 (26-1)

Series Record UF leads 26-11
Letterwinners Ret./Lost 10/10
Starters Ret./Lost 5/3
Location Gainesville, Fla.
Enrollment 52,112
Colors Orange and Blue
Conference SEC (Eastern)

Home Park.... Katie Seashole Pressly Stadium
Softball Contact Suzanna Ollove
Email zannao@gators.uua.ufl.edu
Phone 352/375-4683 ext. 6128
Press Box# 352/379-2810 or 2879
Web Site..... gatorzone.com



Georgia Bulldogs
April 2-3 - Athens, Ga.

Head Coach..... Lu Harris-Champer
2009 Record 47-12 (18-7)

Series Record UGA leads 26-10
Letterwinners Ret./Lost 11/8
Starters Ret./Lost NA
Location Athens, Ga.
Enrollment 34,885
Colors Red and Black
Conference SEC (Eastern)

Home Park..... UGA Softball Complex
Softball Contact Tanner Tedeschi
Email tannert@sports.uga.edu
Phone 706/542-7993
Press Box# 706/425-3362
Web Site..... georgiadogs.com



Kentucky Wildcats
March 20-21 - Lexington, Ky.

Head Coach..... Rachel Lawson
2009 Record 34-23 (13-14)

Series Record Ark. leads 25-11
Letterwinners Ret./Lost 16/4
Starters Ret./Lost 8/0
Location Lexington, Ky.
Enrollment 27,000
Colors Blue and White
Conference SEC (Eastern)

Home Park..... UK Softball Complex
Softball Contact Deb Moore
Email deb.moore@uky.edu
Phone 859/257-8506
Press Box# NA
Web Site..... ukathletics.com



LSU Tigers
April 17-18 - Baton Rouge, La.

Head Coach..... Yvette Girouard
2009 Record 34-18-1 (15-10-1)

Series Record LSU leads 39-8
Letterwinners Ret./Lost 15/3
Starters Ret./Lost 8/1
Location Baton Rouge, La.
Enrollment 25,896
Colors Purple and Gold
Conference SEC (Western)

Home Park..... Tiger Park
Softball Contact Matt Dunaway
Email mdunaway@lsu.edu
Phone 225/578-1869
Press Box# 225/578-0155
Web Site..... lsusports.net



Ole Miss Rebels
May 1-2 - Fayetteville

Head Coach..... Missy Dickerson
2009 Record 23-29 (7-20)

Series Record Ark. leads 27-16
Letterwinners Ret./Lost 15/3
Starters Ret./Lost 7/2
Location Oxford, Miss.
Enrollment 18,344
Colors Cardinal Red and Navy Blue
Conference SEC (Western)

Home Park.... Ole Miss Softball Complex
Softball Contact Daniel Snowden
Email desnowde@olemiss.edu
Phone 662/915-7522
Press Box# 662/915-7851
Web Site..... olemisssports.com



Mississippi State Bulldogs
March 27-28 - Fayetteville

Head Coach..... Jay Miller
2009 Record 28-28 (8-19)

Series Record MSU leads 26-20
Letterwinners Ret./Lost 12/4
Starters Ret./Lost 9/1
Location Starkville, Miss.
Enrollment 18,601
Colors Maroon and White
Conference SEC (Western)

Home Park..... MSU Softball Field
Softball Contact Brock Turnipseed
Email ... bturnipseed@athletics.msstate.edu
Phone 662/325-7556
Press Box# 662/325-7546
Web Site..... mstateathletics.com

2010 OPPONENTS



South Carolina Gamecocks
March 17 - Columbia, S.C.

Head Coach.....Joyce Compton
2009 Record 21-24 (6-21)

Series RecordSC leads 23-12
Letterwinners Ret./Lost..... 13/7
Starters Ret./Lost 7/2
Location Columbia, S.C.
Enrollment 25,077
Colors Garnet and Black
Conference SEC (Eastern)

Home Park.....Beckham Field
Softball ContactKoby Padgett
Email kpadgett@sc.edu
Phone803/777-8017
Press Box#803/777-8428
Web Site..... gamecocksonline.com



Tennessee Lady Vols
April 14 - Fayetteville

Co- Head Coaches.....Ralph Weekly
..... Karen Weekly

2009 Record 40-18-1 (12-12-1)
Series Record UT leads 24-11
Letterwinners Ret./Lost..... 9/7
Starters Ret./Lost 7/2
Location Knoxville, Tenn.
Enrollment 27, 739
Colors Orange and White

ConferenceSEC (Eastern)
Home Park.... Sherri Parker Lee Stadium
Softball ContactBrian Davis
Email bdavis16@utk.edu
Phone865/974-7478
Press Box# NA
Web Site..... utladyvols.com



Buffalo Bulls
February 20 - Denton, Texas

Head Coach..... Jennifer Teague
2009 Record 25-27 (7-15)

Series Record First Meeting
Letterwinners Ret./Lost..... 7/2
Starters Ret./Lost 11/3
Location Buffalo, NY
Enrollment 28,192
Colors Royal Blue and White
Conference Mid-America

Home Park..... Nan Harvey Field
Softball ContactErin Dengler
Email endengler@buffalo.edu
Phone716/645-5523
Press Box# NA
Web Site..... ubathletics.buffalo.edu



Central Florida Golden Knights
February 26 - Columbus, Ga.

Head Coach.....Renne Luers-Gillispie
2009 Record 27-27 (11-12)

Series Record Ark. leads 2-1
Letterwinners Ret./Lost..... 10/5
Starters Ret./Lost 8/2
Location Orlando, Fla.
Enrollment 53,537
Colors Black and Gold
Conference Conference USA

Home Park..... UCF Softball Complex
Softball Contact Sarah Tarasewicz
Email sarah@athletics.ucf.edu
Phone407/823-6489
Press Box#407/823-1874
Web Site..... UCFAthletics.com



Drake Bulldogs
February 21 - Denton, Texas
March 6 - Fayetteville

Head Coach..... Rich Calvert
2009 Record 30-23 (13-10)

Series Record Ark. leads 4-2
Letterwinners Ret./Lost..... NA
Starters Ret./Lost NA
Location Des Moines, IA
Enrollment 5,668
Colors Blue and White
Conference Missouri Valley

Home Park..... Buel Field
Softball Contact Brock Ascher
Email drakesid@hotmail.com
Phone515/271-3740
Press Box#515-208-8295
Web Site..... godrakebulldogs.com



Eastern Illinois Panthers
March 5 - Fayetteville

Head Coach.....Kim Schuette
2009 Record 25-29 (9-14)

Series Record First Meeting
Letterwinners Ret./Lost..... 13/2
Starters Ret./Lost 8/1
Location Charleston, Ill.
Enrollment 11,966
Colors Blue, Gray and White
Conference Ohio Valley

Home Park..... Williams Field
Softball Contact Bart Rettberg
Email bvrettberg@eiu.edu
Phone217/581-6408
Press Box#217/581-5135
Web Site..... eiupanthers.com



Illinois Illini
February 28 - Columbus, Ga.

Head Coach.....Terri Sullivan
2009 Record 29-17 (12-7)

Series Record First Meeting
Letterwinners Ret./Lost..... 14/6
Starters Ret./Lost 6/3
Location Urbana-Champaign, Ill.
Enrollment 42,326
Colors Orange and Blue
Conference Big Ten

Home Park.....Eichelberger Field
Softball Contact Emily Wickstrom
Email ewick@illinois.edu
Phone217/244-4982
Press Box#217/265-5396
Web Site..... fightingillini.com



Iowa Hawkeyes
February 12- Minneapolis, Minn.
February 27 - Columbus, Ga.

Head Coach.....Beth McClendon
2009 Record 29-34 (12-11)

Series Record Ark. leads 3-1
Letterwinners Ret./Lost..... 12/5
Starters Ret./Lost 6/3
Location Miami, Fla.
Enrollment 38,000
Colors Blue and Gold
Conference Sun Belt

Home Park... University Park Softball Complex
Softball Contact Steven Schoon
Email sschoon@fu.edu
Phone305/348-2091
Press Box#305/348-6898
Web Site..... fuisports.com

2010 OPPONENTS



Iowa State Cyclones
March 6 - Fayetteville

Head Coach... Stacy Gemeinhardt-Cesler
2009 Record 26-29 (7-11)

Series Record First Meeting
Letterwinners Ret./Lost 13/6
Starters Ret./Lost 10/0
Location Ames, IA
Enrollment 27,945
Colors Cardinal and Gold
Conference Big 12

Home Park... Southwest Athletic Complex
Softball Contact Matt Shoultz
Email mshoultz@iastate.edu
Phone 515/294-1393
Press Box# 515-520-7642
Web Site..... cyclones.com



Georgia Tech Yellow Jackets
February 27 - Columbus, Ga.

Head Coach..... Sharon Perkins
2009 Record 46-15 (17-3)

Series Record Series tied, 1-1
Letterwinners Ret./Lost 16/3
Starters Ret./Lost 8/4
Location Atlanta, Ga.
Enrollment 19,404
Colors Old Gold and White
Conference Atlantic Coast

Home Park..... Mewborn Field
Softball Contact Seth Gerard
Email sgerard@athletics.gatech.edu
Phone 404/894-5467
Press Box# 774-279-4461
Web Site..... ramblinwreck.com



Louisiana Tech Lady Techsters
March 13 - Fayetteville

Head Coach..... Sarah Dawson
2009 Record 34-23 (12-8)

Series Record Ark. leads 2-1
Letterwinners Ret./Lost 15/6
Starters Ret./Lost 6/3
Location Ruston, La.
Enrollment 10,600
Colors Red and Blue
Conference Western Athletic

Home Park... Lady Techster Softball Complex
Softball Contact Malcolm Butler
Email mbutler@latech.edu
Phone 318/257-3144
Press Box# 318/614-4513
Web Site..... latechsports.com



Louisiana-Lafayette Ragin Cajuns
March 5 - Fayetteville

Co-Head Coaches..... Michael Lotief
..... Stefni Lotief

2009 Record 45-13 (18-5)
Series Record First Meeting
Letterwinners Ret./Lost 15/11
Starters Ret./Lost 7/2
Location Lafayette, La.
Enrollment 16,361
Colors Vermilion and White

Conference Sun Belt
Home Park... Alfred and Helen Lamson Softball Park
Softball Contact Cade Sirmans
Email sirmans@louisiana.edu
Phone 337/482-6329
Press Box# 337/262-1349
Web Site..... ragincajuns.com



Memphis Tigers
April 21- Sherwood, Ark.

Head Coach..... Windy Thees
2009 Record 22-30 (7-17)

Series Record First Meeting
Letterwinners Ret./Lost 12/6
Starters Ret./Lost 5/4
Location Memphis, Tenn.
Enrollment 20,214
Colors Blue and Gray
Conference Conference USA

Home Park..... Tiger Softball Complex
Softball Contact Brandon Kolditz
Email wkolditz@memphis.edu
Phone 901/678-2444
Press Box# 901/678-5461
Web Site..... gotigersgo.com



Minnesota Golden Gophers
Feb. 13- Minneapolis, Minn.

Co-Head Coaches..... Lisa Bernstein
..... Julie Standerling

2009 Record 23-32 (6-14)
Series Record Ark. leads 2-1
Letterwinners Ret./Lost 11/10
Starters Ret./Lost 7/3
Location Minneapolis, Minn.
Enrollment 51,659
Colors Maroon and Gold

Conference Big Ten
Home Park.... Jane Sage Cowles Stadium
Softball Contact Pat McCabe
Email mcca0512@umn.edu
Phone 612/625-4090
Press Box# 612/624-2992
Web Site..... gophersports.com



Missouri State Bears
February 20 - Denton, Texas
April 28 - Springfield, Mo.

Head Coach..... Holl Hesse
2009 Record 19-25 (8-12)

Series Record MSU leads 17-14
Letterwinners Ret./Lost 11/7
Starters Ret./Lost 4/5
Location Springfield, Mo.
Enrollment 22,938
Colors Maroon and White
Conference Missouri Valley

Home Park..... Killian Softball Stadium
Softball Contact Eric Doennig
Email .. ericdoennig@missouristate.edu
Phone 417-836-4586
Press Box# NA
Web Site..... missouristatebears.com



Nebraska Huskers
February 26 - Columbus, Ga.

Head Coach..... Rhonda Revelle
2009 Record 35-19 (9-9)

Series Record Nebraska leads 2-1
Letterwinners Ret./Lost 12/8
Starters Ret./Lost 8/7
Location Lincoln, Neb.
Enrollment 24,100
Colors Scarlet and Cream
Conference Big 12

Home Park..... Bowlin Stadium
Softball Contact Matt Smith
Email msmith@huskers.com
Phone 402/472-7780
Press Box# NA
Web Site..... huskers.com

2010 OPPONENTS



North Texas
Mean Green
February 19 - Denton, Texas

Head Coach..... TJ Hubbard
2009 Record 26-28 (11-12)

Series Record Ark. leads 1-0
Letterwinners Ret./Lost 15/2
Starters Ret./Lost 6/2
Location Denton, Texas
Enrollment 33,500
Colors Green and White
Conference Sun Belt

Home Park..... Lovelace Stadium
Softball Contact Amy Ruggini
Email amy.ruggini@unt.edu
Phone 940/369-7980
Press Box# 940/369-7777
Web Site..... meangreensports.com



Oklahoma Sooners
March 24 - Fayetteville

Head Coach..... Patty Gasso
2009 Record 41-16 (14-4)

Series Record Oklahoma leads 15-2
Letterwinners Ret./Lost 12/4
Starters Ret./Lost 9/3
Location Norman, Okla.
Enrollment 30,092
Colors Crimson and Cream
Conference Big 12

Home Park..... OU Softball Complex
Softball Contact Cassie Gage
Email cassie@ou.edu
Phone 405/325-8372
Press Box# 405/325-8177
Web Site..... soonersports.com



Sam Houston State Bearkats
February 19 - Denton, Texas

Head Coach..... Bob Brock
2009 Record 28-26 (15-14)

Series Record SHS leads 1-0
Letterwinners Ret./Lost 16/2
Starters Ret./Lost 7/3
Location Huntsville, Texas
Enrollment 16,866
Colors Orange and White
Conference Southland

Home Park..... Bearkat Softball Complex
Softball Contact Paul Ridings
Email ridings@shsu.edu
Phone 936/294-1764
Press Box# 936/294-4132
Web Site..... gobearkats.com



SE Missouri State Redhawks
March 13 - Fayetteville

Head Coach..... Lana Richmond
2009 Record 29-21 (16-8)

Series Record First Meeting
Letterwinners Ret./Lost 11/1
Starters Ret./Lost 9/1
Location Cape Girardeau, Mo.
Enrollment 10,814
Colors Red and Black
Conference Ohio Valley

Home Park..... Southeast Softball Complex
Softball Contact Patrick Clark
Email paclark@semo.edu
Phone 573/651-2937
Press Box# 573/986-7385
Web Site..... gosoutheast.com



Southern Illinois- Edwardsville
March 14 - Fayetteville

Head Coach..... Sandy Montgomery
2009 Record 40-10

Series Record First Meeting
Letterwinners Ret./Lost 11/9
Starters Ret./Lost 6/3
Location Edwardsville, Ill.
Enrollment 13,398
Colors Red and White
Conference Ohio Valley

Home Park..... Cougar Stadium
Softball Contact Eric Hess
Email ehess@siue.edu
Phone 618/650-3608
Press Box# 618/650-3608
Web Site..... siuecougars.com



Southern Miss
Golden Eagles
March 7 - Fayetteville

Head Coach..... Howard Dobson
2009 Record 26-28-2 (10-13-1)

Series Record Ark. leads 4-3
Letterwinners Ret./Lost 13/4
Starters Ret./Lost 7/3
Location Hattiesburg, Miss.
Enrollment 15,000
Colors Black and Gold
Conference Conference USA

Home Park.. Southern Miss Softball Complex
Softball Contact Jack Duggan
Email jack.duggan@usm.edu
Phone 601/266-4503
Press Box# 601/583-7345
Web Site..... southernmiss.com



Tulsa Golden Hurricane
March 31 - Tulsa, Okla.

Head Coach..... John Bargfeldt
2009 Record 40-17 (16-4)

Series Record Ark. leads 10-7
Letterwinners Ret./Lost 9/4
Starters Ret./Lost 7/4
Location Tulsa, Okla.
Enrollment 4,165
Colors Old Gold, Royal Blue, Crimson
Conference Conference USA

Home Park.. Donna J. Hardesty Sports Complex
Softball Contact Eric Holler
Email eric-holler@utulsa.edu
Phone 918/631-2492
Press Box# 918/631-5426
Web Site..... tulsahurricane.com



Western Illinois
Leathernecks
Feb. 12 - Minneapolis, Minn.

Head Coach..... Holly Van Vlymen
2009 Record 34-19 (21-2)

Series Record Series tied 2-2
Letterwinners Ret./Lost 11/5
Starters Ret./Lost 11/0
Location Macomb, Ill.
Enrollment 13,331
Colors Purple and Gold
Conference The Summit League

Home Park..... McKee Softball Stadium
Softball Contact Greg Lautzenheiser
Email ga-lautzenheiser@wiu.edu
Phone 309/298-1133
Press Box# 309/298-1255
Web Site..... goleathernecks.com

SERIES RECORDS

School	W	L	Pct.	Last
Akron	2	0	1.000	2003
ALABAMA	7	38	.155	2009
Alcorn State	1	0	1.000	2008
Appalachian	1	0	1.000	2004
Arizona	0	1	.000	2003
Arizona State	0	2	.000	2008
AUBURN	20	22	.476	2009
Ball State	1	1	.500	2009
Baylor	0	1	.000	2001
Bethune-Cookman	4	0	1.000	2002
Boston College	1	0	1.000	2002
Bradley	1	0	1.000	2009
Butler	1	0	1.000	2004
California	0	1	.000	1998
Cal Poly-SLO	0	3	.000	2005
UC-Santa Barbara	0	1	.000	1998
CS-Northridge	2	2	.500	2003
UC-Sacramento	0	3	.000	2005
CS-Riverside	2	0	1.000	2002
Centenary	10	1	.909	2009
Central Florida	2	1	.667	2003
Cleveland State	1	0	1.000	2009
Coastal Carolina	2	0	1.000	2002
Colorado State	2	2	.500	2007
Creighton	3	2	.600	2008
DePaul	0	1	.000	1998
Drake	4	2	.667	2009
East Carolina	0	1	.000	1997
Eastern Michigan	1	0	1.000	2000
Evansville	0	3	.000	2003
FLORIDA	11	26	.297	2009
Florida A&M	1	0	1.000	2000
Florida Atlantic	1	4	.200	2009
Florida International	3	2	.600	2009
Florida State	0	1	.000	1997
Fresno State	0	3	.000	2000
Fordham	1	0	1.000	2009
GEORGIA	10	26	.277	2009
Georgia Southern	2	0	1.000	2003
Georgia State	1	1	.500	2001
Georgia Tech	2	2	.500	2003
Hawai'i	1	1	.500	1998
Hofstra	1	0	1.000	1997
Houston	2	0	1.000	2003
Illinois-Chicago	1	0	1.000	2001
Indiana State	2	0	1.000	2008
Iowa	2	1	.667	2008
Jacksonville	1	1	.500	2004
Jacksonville State	4	0	1.000	2006
Kansas	7	16	.304	2007
KENTUCKY	25	11	.694	2009
Long Beach State	1	3	.250	2002
Louisiana-Monroe	8	2	.800	2008
Louisiana Tech	2	1	.667	2007
Loyola Marymount	3	1	.750	2002
LSU	8	39	.170	2009
McNeese State	2	0	1.000	1999
Maine	1	0	1.000	2001
Marshall	1	1	.500	2004
Michigan	0	1	.000	1997
Michigan State	0	1	.000	1997
Minnesota	2	1	.667	2009
MISSISSIPPI	27	16	.627	2009
MISSISSIPPI STATE	20	26	.434	2009
Miss. Valley State	5	0	1.000	2005
Missouri	2	4	.333	2009
Missouri-KC	6	0	1.000	2009
Missouri Southern	1	1	.500	1999

School	W	L	Pct.	Last
Missouri State	14	17	.451	2009
Nebraska	1	2	.333	2007
Nevada	1	0	1.000	2005
New Mexico State	1	2	.333	2005
Nicholls State	1	0	1.000	1998
North Carolina	0	2	.000	2006
North Dakota State	2	2	.500	2007
North Texas	1	0	1.000	2007
Northern Colorado	2	1	.667	2009
Northern Illinois	1	0	1.000	2004
Northern Iowa	2	3	.400	2009
Northwestern	0	2	.000	2003
Northwestern State	4	6	.400	2006
Notre Dame	2	2	.500	2001
Ohio State	2	1	.333	2001
Oklahoma	2	15	.117	2009
Oklahoma City	12	7	.600	2006
Oklahoma State	6	4	.600	2009
Oregon	3	2	.600	2008
Oregon State	0	2	.000	2000
Pacific	0	3	.000	1998
Penn State	0	1	.000	2006
Pittsburgh	1	0	1.000	2000
Pittsburg State	2	0	1.000	1999
Purdue	2	1	.667	2005
Rutgers	1	0	1.000	2007
Saint Louis	1	0	1.000	2008
Samford	1	0	1.000	2009
Sam Houston State	0	1	.000	2005
San Diego State	1	1	.500	2000
San Jose State	1	1	.500	2008
SOUTH CAROLINA	12	23	.342	2009
South Florida	1	2	.333	2007
Southern Mississippi	4	3	.571	2009
Southwest Texas	0	1	.000	2003
Stanford	0	2	.000	2000
Stephen F. Austin	0	3	.000	2005
TENNESSEE	11	24	.314	2009
Tenn.-Chattanooga	0	1	.000	2004
Tennessee Tech	3	0	1.000	2008
Texas	0	1	.000	2002
Texas-Arlington	2	1	.667	2005
Texas-El Paso	1	0	1.000	2004
Texas-San Antonio	2	1	.667	2007
Texas A&M	0	6	.000	2007
Texas A&M-CC	3	2	.600	2008
Texas Tech	3	2	.600	2003
Tulsa	10	7	.588	2009
Toledo	0	1	.000	1997
UAB	1	2	.333	2008
UNLV	1	0	1.000	2004
US Military Acad.	1	0	1.000	2002
Utah	1	3	.250	2002
Utah State	3	0	1.000	2003
Virginia	2	2	.500	2007
Virginia Tech	2	0	1.000	2002
Washington	0	1	.000	2003
Western Illinois	2	2	.500	2009
Western Kentucky	1	1	.500	2009
Wichita State	4	3	.571	2007
Wisconsin	1	1	.500	2002
Wisconsin-Green Bay	1	0	1.000	2009
TOTALS	374	453	.452	

*Tied Oklahoma City in 2002
SEC Opponents in **BOLD**

TEAM BY TEAM

Akron (2-0)		
2-22-03	W, 4-3	Fayetteville
2-22-03	W, 8-4	Fayetteville
ALABAMA* (7-38)		
3-14-97	W, 9-1	Fayetteville
3-14-97	L, 3-2	Fayetteville
3-15-97	W, 2-1	Fayetteville
3-15-97	L, 7-1	Fayetteville
3-13-98	L, 7-1	Tuscaloosa
3-13-98	L, 12-0	Tuscaloosa
3-14-98	L, 6-0	Tuscaloosa
3-14-98	L, 8-3	Tuscaloosa
3-20-99	W, 5-4	Fayetteville
3-20-99	W, 4-2	Fayetteville
3-21-99	L, 6-3	Fayetteville
3-21-99	L, 12-7 (19)	Fayetteville
5-15-99	W, 3-2	Columbus, Ga.
3-17-00	L, 2-1	Tuscaloosa (13)
3-17-00	W, 11-6	Tuscaloosa (13)
3-18-00	L, 3-0	Tuscaloosa (13)
3-18-00	L, 8-6	Tuscaloosa (13)
3-17-01	L, 1-0	Tuscaloosa (4)
3-17-01	L, 4-0	Tuscaloosa (4)
3-18-01	L, 3-0	Tuscaloosa, (4)
5-10-01	L, 2-0	Chattanooga, Tenn. (7)
3-16-02	W, 2-0	Fayetteville (17)
3-16-02	L, 5-4	Fayetteville (17)
3-17-02	L, 5-1	Fayetteville (17)
5-9-02	L, 2-1	Chattanooga, Tenn. (18)
3-8-03	L, 7-1	Tuscaloosa (20)
3-8-03	L, 4-3	Tuscaloosa (20)
3-9-03	L, 5-0	Tuscaloosa (20)
3-6-04	L, 8-3	Fayetteville (8)
3-6-04	L, 4-2	Fayetteville (8)
3-7-04	L, 7-1	Fayetteville (8)
5-6-05	L, 4-0	Tuscaloosa (9)
5-7-05	L, 4-0	Tuscaloosa (9)
5-7-05	L, 8-1	Tuscaloosa (9)
5-5-06	L, 2-7	Fayetteville (4)
5-5-06	L, 0-7	Fayetteville (4)
5-6-06	L, 2-9	Fayetteville (4)
3-21-07	L, 0-9 (5)	Tuscaloosa (2)
3-21-07	L, 2-5	Tuscaloosa (2)
4-17-08	L, 0-4	Fayetteville (1)
4-17-08	L, 0-3 (6)	Fayetteville (1)
4-18-09	L, 1-9	Tuscaloosa (6)
4-18-09	L, 1-7	Tuscaloosa (6)
4-19-09	L, 0-9	Tuscaloosa (6)
Alcorn State (1-0)		
2-23-08	W, 7-4	Fayetteville
Appalachian (1-0)		
2-7-04	W, 1-0	Gainesville, Fla.
Arizona (0-1)		
2-16-03	L, 9-1	Tucson (2)
Arizona State (0-2)		
3-12-99	L, 5-0	San Diego, Calif.
3-1-08	L, 5-6 (8)	Tempe, Ariz.
AUBURN* (20-22)		
4-5-97	L, 7-6	Auburn
4-5-97	L, 2-1	Auburn
4-6-97	L, 2-0	Auburn
4-6-97	L, 9-0	Auburn
4-3-98	W, 5-4	Fayetteville
4-3-98	L, 4-2	Fayetteville
4-4-98	W, 5-4	Fayetteville
4-4-98	W, 6-4	Fayetteville
4-9-99	W, 1-0	Auburn
4-9-99	W, 3-1	Auburn
4-10-99	W, 4-0	Auburn
4-10-99	W, 4-0	Auburn
2-12-00	W, 7-4	Arlington, Texas
4-7-00	W, 2-0	Fayetteville
4-7-00	W, 6-2	Fayetteville
4-8-00	L, 3-1	Fayetteville
4-8-00	W, 4-2	Fayetteville
3-34-01	W, 6-0	Auburn
3-24-01	W, 5-2	Auburn
3-25-01	W, 4-3	Auburn

TEAM BY TEAM

3-23-02 W, 6-2 Fayetteville	Central Florida (2-1)	Florida A&M (1-0)	Houston (2-0)
3-23-02 W, 4-0 Fayetteville	2-2-02 L, 6-5 Daytona Beach, Fla.	3-3-00 W, 8-0 Miami, Fla.	2-9-01 W, 14-10 Arlington, Texas
3-24-02 W, 3-2 Fayetteville	2-3-02 W, 2-1 Daytona Beach, Fla.		1-31-03 W, 5-4 San Marcos, Texas
3-15-03 W, 4-1 Auburn	2-8-03 W, 6-2 St. Augustine, Fla.	Florida Atlantic (1-2)	Illinois-Chicago (1-0)
3-16-03 L, 2-0 Auburn		3-4-00 L, 5-0 Miami, Fla.	2-10-01 W, 6-2 Arlington, Texas
3-16-03 L, 3-2 Auburn	Coastal Carolina (2-0)	4-5-00 W, 7-3 Miami, Fla.	
3-13-04 L, 1-0 (9) Fayetteville	3-11-02 W, 7-1 Myrtle Beach, SC	3-3-01 L, 2-1 Miami, Fla.	Indiana State (2-0)
3-14-04 L, 9-0 (6) Fayetteville	3-11-02 W, 2-1 Myrtle Beach, SC		3-12-08 W, 12-2 (5) Fayetteville
3-14-04 L, 3-0 Fayetteville	Colorado State (2-2)	Florida International (3-1)	3-12-08 W, 4-1 Fayetteville
3-12-05 L, 4-0 Auburn	3-13-99 W, 2-0 San Diego, Calif.	3-2-01 W, 4-1 Miami, Fla.	Iowa (2-1)
3-12-05 L, 10-1 (6) Auburn	2-5-05 W, 2-1 San Luis Obispo, Calif.	1-31-02 W, 5-4 Miami, Fla.	2-11-06 W, 1-0 Miami, Fla. (24)
3-13-05 L, 10-2 (5) Auburn	2-6-06 L, 6-4 San Luis Obispo, Calif.	2-11-06 L, 3-8 Miami, Fla.	2-12-06 L, 1-5 Miami, Fla. (24)
4-22-06 L, 4-5 Fayetteville (18)	2-24-07 L, 1-6 Fayetteville	2-29-08 W, 13-4 Tempe, Ariz.	2-17-08 W, 5-3 Minneapolis, Minn.
4-22-06 W, 2-0 Fayetteville (18)			
4-23-06 L, 1-2 Fayetteville (18)	Creighton (3-2)	Florida State (0-1)	Jacksonville (1-1)
3-27-07 L, 0-5 Fayetteville	3-1-97 W, 2-1 Fayetteville	3-8-97 L, 4-0 Tampa, Fla.	2-7-03 L, 3-2 St. Augustine, Fla.
3-27-07 L, 2-3 Fayetteville	3-2-97 L, 1-0 Fayetteville	Fresno State (0-3)	3-19-04 W, 2-1 Jacksonville, Fla.
3-18-08 L, 6-9 Auburn	3-6-98 L, 3-2 Fayetteville	3-17-97 L, 8-0 Fresno, Calif. (2)	
3-18-08 L, 3-5 Auburn	2-24-08 W, 7-2 Fayetteville	3-17-97 L, 8-0 Fresno, Calif. (2)	Jacksonville State (4-0)
4-4-09 L, 3-4 Fayetteville	3-1-08 W, 10-1 Tempe, Ariz.	3-18-00 L, 1-0 San Diego, Calif. (3)	3-16-98 W, 12-6 Jacksonville, Ala.
4-4-09 W, 4-2 Fayetteville			3-16-98 W, 1-0 Jacksonville, Ala.
4-5-09 L, 4-5 Fayetteville	DePaul (0-1)	Fordhan (1-0)	3-3-06 W, 2-1 (11) Fayetteville
	3-6-98 L, 6-2 Fayetteville	2-22-09 W, 7-3 Boca Raton, Fla.	3-3-06 W, 6-2 Fayetteville
Ball State (1-1)	Drake (4-2)	GEORGIA* (10-26)	Kansas (7-16)
3-7-97 L, 4-2 Tampa, Fla.	2-17-01 W, 2-1 Monroe, La.	4-13-97 W, 2-1 Fayetteville	3-21-97 L, 3-0 Sacramento, Calif.
2-27-09 W, 1-0 Fayetteville	2-24-06 W, 1-0 (8) Fayetteville	4-13-97 L, 4-3 Fayetteville	3-11-98 L, 3-2 Fayetteville
	2-15-08 W, 5-4 (8) Minneapolis, Minn.	4-12-98 W, 3-1 Athens	3-11-98 W, 3-2 Fayetteville
Baylor (0-1)	3-2-08 L, 0-10 (5) Tempe, Ariz.	4-12-98 W, 2-1 Athens	3-20-98 W, 9-7 Sacramento, Calif.
2-9-01 L, 3-1 Arlington, Texas	2-13-09 L, 5-6 Minneapolis, Minn.	4-18-99 W, 3-2 Fayetteville	3-16-99 W, 5-3 Lawrence
Bethune-Cookman (4-0)	3-6-09 W, 6-3 Stillwater, Okla.	4-18-99 W, 1-0 Fayetteville	3-16-99 L, 6-1 Lawrence
2-13-00 W, 12-3 Arlington, Texas		4-14-00 W, 7-4 Athens	3-29-00 L, 4-2 Fayetteville
2-9-01 W, 3-0 Arlington, Texas	East Carolina (0-1)	4-14-00 W, 4-0 Athens	3-29-00 W, 5-2 Fayetteville
2-2-02 W, 4-3 Daytona Beach, Fla.	3-8-97 L, 3-1 Tampa, Fla.	4-7-01 L, 3-1 Fayetteville	3-28-01 L, 4-1 Lawrence
2-3-02 W, 2-1 Daytona Beach, Fla.		4-7-01 W, 6-1 Fayetteville	3-28-01 W, 3-0 Lawrence
	Eastern Michigan (1-0)	4-8-01 W, 3-2 Fayetteville	3-27-02 L, 2-1 Fayetteville
Bradley (1-0)	3-5-00 W, 6-1 Miami, Fla.	4-6-02 L, 4-3 Athens (23)	3-27-02 L, 3-0 Fayetteville
2-27-09 W, 10-5 Fayetteville		4-6-02 L, 3-2 Athens (23)	4-16-03 W, 5-1 Lawrence
Boston College (1-0)	Evansville (0-3)	4-7-02 L, 3-1 Athens (23)	4-16-03 L, 1-0 Lawrence
2-16-02 W, 4-0 College Station, Texas	2-27-98 L, 1-0 Santa Barbara, Calif.	3-29-03 L, 6-1 Fayetteville (9)	4-21-04 L, 5-4 (10) Fayetteville
	3-1-98 L, 7-1 Santa Barbara, Calif.	3-29-03 L, 11-0 Fayetteville (9)	4-21-04 L, 1-0 (6) Fayetteville
Butler (1-0)	2-7-03 L, 2-0 St. Augustine, Fla.	3-30-03 L, 4-0 Fayetteville (9)	2-11-05 L, 5-1 Las Cruces, N.M.
2-21-04 W, 5-3 Las Vegas, Nev.		3-27-04 L, 8-0 (6) Athens (5)	4-26-05 L, 7-2 Lawrence
California (0-1)	FLORIDA* (11-26)	3-27-04 L, 5-2 Athens (5)	4-26-05 L, 6-5 Lawrence
3-19-98 L, 7-0 Sacramento, Calif.	3-5-97 L, 2-1 Gainesville	3-28-04 L, 2-1 Athens (5)	4-5-06 L, 1-2 Fayetteville
	3-5-97 L, 3-1 Gainesville	3-25-05 L, 1-0 Fayetteville (13)	4-5-06 L, 0-1 Fayetteville
Cal Poly-SLO (0-3)	4-22-98 L, 2-1 Fayetteville	3-25-05 L, 10-0 (5) Fayetteville (13)	4-3-07 L, 2-4 Lawrence
2-28-98 L, 2-0 Santa Barbara, Calif.	3-26-99 W, 4-0 Gainesville	3-26-05 L, 10-4 Fayetteville (13)	4-3-07 W, 6-1 Lawrence
3-1-98 L, 4-0 Santa Barbara, Calif.	3-26-99 L, 2-0 Gainesville	2-10-06 L, 6-7 (9) Miami, Fla. (10)	
2-5-05 L, 8-0 (6) San Luis Obispo	3-25-00 W, 2-1 Fayetteville (24)	3-11-06 L, 1-6 Athens (12)	KENTUCKY* (25-11)
	3-25-00 W, 8-7 Fayetteville (24)	3-11-06 L, 3-6 Athens (12)	4-25-97 L, 4-3 Lexington
UC-Santa Barbara (0-1)	5-13-00 W, 2-1 Columbus, Ga.	3-12-06 W, 1-0 Athens (12)	4-25-97 W, 4-3 Lexington
2-27-98 L, 9-8 Santa Barbara	3-31-01 L, 2-1 Fayetteville	5-11-06 L, 0-2 Athens (8)	4-24-98 L, 5-2 Fayetteville
	3-31-01 L, 1-0 Fayetteville	4-28-07 L, 0-5 Fayetteville	4-24-98 W, 8-0 Fayetteville
CS-Northridge (2-2)	4-1-01 W, 1-0 Fayetteville	4-28-07 L, 2-7 Fayetteville	4-28-99 W, 2-0 Lexington
2-20-97 L, 4-3 San Diego, Calif.	3-30-02 L, 4-1 Gainesville	4-29-07 L, 3-5 Fayetteville	4-28-99 L, 4-2 Lexington
2-19-00 W, 1-0 San Diego, Calif.	3-30-02 L, 2-1 Gainesville	3-29-08 L, 1-3 Athens (15)	4-30-00 W, 2-1 Fayetteville
5-18-00 W, 5-0 Norman, Okla.	3-31-02 W, 4-1 Gainesville	3-29-08 L, 1-13 (5) Athens (15)	4-30-00 W, 2-1 Fayetteville
3-3-03 L, 7-4 St. George, Utah	3-22-03 L, 2-1 Fayetteville	3-30-08 L, 1-3 Athens (15)	5-5-01 L, 3-1 Fayetteville
	3-22-03 W, 2-1 Fayetteville	5-3-09 L, 0-8 Fayetteville (9)	5-5-01 W, 4-0 Fayetteville
CS-Sacramento (0-3)	3-23-03 L, 5-1 Fayetteville	5-3-09 L, 2-8 Fayetteville (9)	5-6-01 W, 1-0 Fayetteville
2-22-97 L, 7-1 San Diego, Calif.	2-7-04 L, 4-3 Gainesville		5-11-01 W, 1-0 Chattanooga, Tenn.
3-21-97 L, 3-1 Sacramento, Calif.	3-20-04 L, 3-1 Gainesville	Georgia Southern (2-0)	5-2-02 L, 6-5 Lexington
2-4-05 L, 4-0 San Luis Obispo, Calif.	3-20-04 L, 7-2 Gainesville	2-2-03 W, 13-6 St. George, Utah	5-3-02 L, 4-0 Lexington
	3-21-04 W, 5-4 (11) Gainesville	2-3-03 W, 3-2 St. George, Utah	5-3-02 W, 7-2 Lexington
UC-Riverside (2-0)	3-19-05 L, 2-1 (8) Fayetteville (16)		4-26-03 W, 2-1 Fayetteville
2-9-02 W, 4-2 Long Beach, Calif.	3-19-05 L, 9-0 Fayetteville (16)	Georgia State (1-1)	4-26-03 L, 4-0 Fayetteville
2-10-02 W, 4-1 Long Beach, Calif.	3-20-05 L, 8-0 (5) Fayetteville (16)	3-22-01 W, 7-0 Atlanta, Ga.	4-27-03 L, 7-6 Fayetteville
	3-25-06 L, 8-9 Gainesville	3-22-01 L, 3-2 Atlanta, Ga.	4-24-04 W, 1-0 (8) Lexington
Centenary (10-1)	3-25-06 W, 5-1 Gainesville		4-24-04 L, 8-5 Lexington
2-21-98 W, 9-0 Monroe, La.	3-26-06 L, 2-3 (10) Gainesville	Georgia Tech (2-2)	4-25-04 W, 5-1 Lexington
3-6-99 W, 9-1 Fayetteville	4-6-07 L, 0-4 Gainesville (23)	2-17-01 W, 3-2 Arlington, Texas	4-23-05 W, 10-2 (6) Fayetteville
3-7-99 W, 8-0 Fayetteville	4-6-07 L, 0-5 Gainesville (23)	3-21-01 L, 4-0 Atlanta, Ga.	4-23-05 W, 4-0 Fayetteville
3-23-05 W, 3-1 Shreveport	4-7-07 W, 1-0 Gainesville (23)	3-18-03 L, 3-2 Atlanta, Ga.	4-24-05 W, 10-2 (5) Fayetteville
3-23-05 W, 6-5 Shreveport	3-14-08 L, 0-1 Fayetteville (4)	3-18-03 W, 3-2 Atlanta, Ga.	4-14-06 L, 0-8 (6) Lexington
2-17-06 L, 4-6 Shreveport	3-14-08 L, 1-3 Fayetteville (4)		4-15-06 W, 2-1 Lexington
3-5-06 W, 3-0 Fayetteville	3-15-08 L, 2-7 Fayetteville (4)	Hawaii (1-1)	4-15-06 W, 2-0 Lexington
3-5-06 W, 1-0 Fayetteville	4-25-09 L, 0-11 Gainesville (1)	2-20-97 W, 5-4 San Diego, Calif.	3-31-07 W, 14-8 Fayetteville
2-10-08 W, 13-1 (6) Texarkana, Ark.	4-25-09 L, 0-11 Gainesville (1)	3-20-98 L, 3-0 Sacramento, Calif.	3-31-07 W, 5-2 Fayetteville
2-10-08 W, 9-1 (5) Texarkana, Ark.	4-26-09 L, 0-6 Gainesville (1)		4-1-07 W, 2-0 Fayetteville
4-15-09 W, 6-2 Sherwood, Ark.		Hofstra (1-0)	4-12-08 W, 6-5 (9) Lexington
		3-7-97 W, 6-5 Tampa, Fla.	4-12-08 W, 3-0 Lexington

[illegible]

Arkansas Razorbacks

TEAM BY TEAM

3-2-05 L, 12-0 (5) Norman (12)	Sam Houston State (0-1)	4-28-00 W, 5-3 Fayetteville	3-29-05 W, 7-2 Fayetteville
3-2-05 L, 8-0 (6) Norman (12)	2-20-05 L, 1-0 Corpus, Christi, Texas	4-14-01 L, 4-2 Knoxville	3-29-06 L, 4-7 Tulsa
5-1-06 L, 4-5 Fayetteville (23)	San Diego State (1-1)	4-14-01 W, 3-0 Knoxville	3-26-08 L, 1-2 Fayetteville
5-1-06 L, 0-5 Fayetteville (23)	2-21-97 L, 5-2 San Diego	4-15-01 L, 4-2 Knoxville	5-16-08 W, 7-5 Norman, Okla.
2-28-07 L, 0-14 (5) Norman (6)	2-19-00 W, 2-1 San Diego	4-13-02 W, 6-0 Fayetteville	4-1-09 W, 9-5 Stillwater, Okla.
2-28-07 L, 2-10 (5) Norman (6)	San Jose State (1-1)	4-13-02 L, 8-2 Fayetteville	5-15-09 L, 0-6 Norman, Okla.
4-7-08 W, 3-2 Fayetteville (11)	3-21-97 L, 4-3 Sacramento, Calif.	4-14-02 W, 4-0 Fayetteville	Toledo (0-1)
4-7-08 L, 2-3 (8) Fayetteville (11)	2-29-08 W, 9-2 Tempe, Ariz.	4-5-03 L, 1-0 Knoxville	3-22-97 L, 2-1 Sacramento, Calif.
5-17-08 L, 5-6 (11) Norman (7)	SOUTH CAROLINA* (12-23)	4-6-03 L, 2-0 Knoxville	UAB (1-2)
4-8-09 W, 8-7 Norman (13)	4-10-98 L, 2-1 Columbia	4-3-04 L, 7-3 Fayetteville (12)	2-17-06 L, 1-9 (5) Shreveport, La.
5-16-09 L, 2-21 Norman	4-10-98 W, 5-4 Columbia	4-4-04 L, 6-0 Fayetteville (12)	2-8-08 W, 6-5 (8) Texarkana, Ark.
Oklahoma City (12-7-1)	2-21-98 L, 3-2 Monroe, La.	4-3-05 L, 2-1 Knoxville (4)	2-8-08 L, 2-4 Texarkana, Ark.
3-1-97 L, 9-1 Fayetteville	4-14-98 W, 1-0 Fayetteville	4-1-06 L, 0-5 Fayetteville (5)	UNLV (1-0)
2-21-98 L, 3-2 Fayetteville	4-14-98 L, 5-3 Fayetteville	4-1-06 L, 1-8 Fayetteville (5)	2-21-04 W, 1-0 Las Vegas, Nev.
4-14-98 W, 1-0 Fayetteville	2-16-99 W, 8-7 Fayetteville	4-2-06 L, 0-6 Fayetteville (5)	US Military Academy (Army) (1-0)
4-14-98 L, 5-3 Fayetteville	2-16-99 W, 7-3 Fayetteville	3-24-07 L, 0-4 Knoxville (1)	5-17-02 W, 2-0 Norman, Okla.
3-7-99 W, 3-2 Fayetteville	3-6-99 W, 4-3 Fayetteville	3-24-07 L, 0-1 Knoxville (1)	Utah (1-3)
4-4-00 W, 2-1 Fayetteville	3-7-99 W, 3-2 Fayetteville	3-25-07 L, 0-5 Knoxville (1)	2-27-99 L, 4-2 Las Cruces, N.M.
4-4-00 W, 5-0 Fayetteville	4-4-00 W, 2-1 Fayetteville	3-21-08 W, 5-2 Fayetteville (8)	3-13-99 L, 6-0 San Diego, Calif.
4-24-01 W, 2-0 Fayetteville	4-4-00 W, 5-0 Fayetteville	3-21-08 L, 2-11 Fayetteville (8)	2-15-02 L, 3-0 College Station, Texas
4-24-01 W, 2-0 Fayetteville	4-23-02 W, 2-0 Fayetteville	3-22-08 L, 2-4 Fayetteville (8)	2-16-02 W, 1-0 College Station, Texas
4-23-02 W, 2-0 Fayetteville	4-23-02 T, 0-0 (rain) Fayetteville	3-25-09 L, 0-9 Knoxville (9)	Utah State (3-0)
3-25-04 L, 1-0 Fayetteville	3-25-04 L, 5-1 Fayetteville	Tennessee-Chattanooga (0-1)	3-12-99 W, 3-0 San Diego, Calif.
4-19-05 L, 1-0 Fayetteville	4-19-05 W, 7-4 Fayetteville	2-6-04 L, 1-0 (9) Gainesville, Fla.	2-28-03 W, 7-0 St. George, Utah
4-19-05 W, 7-4 Fayetteville	3-16-06 L, 6-7 Fayetteville	Tennessee Tech (2-0)	2-28-03 W, 9-0 St. George, Utah
3-16-06 L, 6-7 Fayetteville	3-16-06 W, 7-0 (1) Fayetteville	4-3-03 W, 2-1 Cookeville, Tenn.	Virginia (2-2)
Oklahoma State (6-4)	4-11-01 W, 3-0 Stillwater	4-3-03 W, 7-1 Cookeville, Tenn.	2-25-00 W, 7-1 Fayetteville
5-10-02 W, 3-0 Fayetteville	5-10-02 W, 3-0 Fayetteville	2-15-08 W, 2-1 Minneapolis, Minn.	2-25-00 W, 2-0 Fayetteville
3-31-04 L, 2-1 Stillwater	3-29-05 L, 4-3 Fayetteville	Texas (0-1)	2-9-07 L, 1-2 Tampa, Fla.
3-29-05 L, 4-3 Fayetteville	3-29-06 L, 1-8 Tulsa, Okla.	5-17-02 L, 6-2 Norman, Okla.	2-11-07 L, 1-4 Tampa, Fla.
3-29-06 L, 1-8 Tulsa, Okla.	2-9-08 W, 4-3 Texarkana, Ark.	Texas-Arlington (2-1)	Virginia Tech (2-0)
2-9-08 W, 4-3 Texarkana, Ark.	2-9-08 W, 3-2 (9) Texarkana, Ark.	2-12-99 W, 2-1 Arlington	2-18-01 W, 1-0 Monroe, La.
3-26-08 W, 4-0 Fayetteville	3-8-09 L, 6-7 Stillwater	2-11-05 W, 5-4 Las Cruces, N.M.	3-1-02 W, 5-0 Chattanooga, Tenn.
3-8-09 L, 6-7 Stillwater	4-1-09 W, 8-0 Tulsa, Okla.	2-18-05 L, 3-0 Corpus Christi, Texas	Washington (0-1)
Oregon (3-2)	2-23-02 W, 5-1 Fayetteville	Texas-El Paso (1-0)	2-14-03 L, 12-3 Tucson, Ariz. (6)
2-23-02 L, 3-0 Fayetteville	2-24-02 W, 8-5 Fayetteville	2-21-04 W, 5-0 Las Vegas, Nev.	Western Illinois (2-2)
2-24-02 W, 8-5 Fayetteville	2-2-03 W, 3-1 San Marcos, Texas	Texas-San Antonio (2-1)	3-14-07 L, 1-3 Fayetteville
5-17-08 L, 0-3 Norman, Okla.	5-17-08 L, 0-3 Norman, Okla.	2-12-99 L, 3-2 Arlington, Texas	3-14-07 L, 1-2 Fayetteville
Oregon State (0-2)	2-26-99 L, 10-1 Las Cruces	2-16-07 W, 8-0 College Station, Texas	2-16-08 W, 4-3 Minneapolis, Minn.
5-19-00 L, 4-1 Norman, Okla. (13)	Pacific (0-3)	2-17-07 W, 7-0 College Station, Texas	2-14-09 W, 5-3 Minneapolis, Minn.
3-18-97 L, 2-1 Stockton, Calif. (19)	3-18-97 L, 2-1 Stockton, Calif. (19)	Texas A&M (0-6)	Western Kentucky (1-1)
3-18-97 L, 6-2 Stockton, Calif. (19)	3-20-98 L, 5-1 Sacramento, Calif.	2-13-99 L, 0-2 Arlington, Texas	2-10-07 L, 0-1 Tampa, Fla.
Penn State (0-1)	2-24-06 L, 2-3 (10) Fayetteville	2-15-02 L, 2-0 (9) College Station	2-7-09 W, 7-4 Hattiesburg, Miss.
2-24-06 L, 2-3 (10) Fayetteville	Pittsburgh (1-0)	2-17-02 L, 2-0 College Station	Wichita State (4-3)
3-3-00 W, 2-0 Miami, Fla.	2-20-99 W, 9-0 Fayetteville	5-16-02 L, 6-2 Norman, Okla.	2-27-99 W, 7-4 Las Cruces, N.M.
Pittsburgh State (2-0)	2-21-99 W, 7-1 Fayetteville	2-16-07 L, 1-4 College Station (3)	2-27-99 W, 1-0 Las Cruces, N.M.
2-20-99 W, 9-0 Fayetteville	Purdue (2-1)	2-17-07 L, 0-11 (5) College Station (3)	3-5-00 W, 4-2 Miami, Fla.
2-21-99 W, 7-1 Fayetteville	3-13-99 L, 11-10 San Diego, Calif.	Texas A&M-CC (3-2)	3-3-01 W, 5-0 Miami, Fla.
Rutgers (1-0)	2-12-00 W, 3-2 Arlington, Texas	2-1-03 L, 3-0 San Marcos, Texas	4-29-04 L, 1-0 Wichita
2-18-07 W, 8-6 College Station, Texas	2-13-05 W, 7-6 Las Cruces, N.M.	2-18-05 L, 2-0 Corpus Christi	4-29-04 L, 3-0 Wichita
Saint Louis (1-0)	2-24-08 W, 18-3 Fayetteville	4-4-08 W, 11-2 (5) Fayetteville	2-23-07 L, 1-3 Fayetteville
2-24-08 W, 18-3 Fayetteville	Samford (1-0)	4-5-08 W, 8-1 Fayetteville	Wisconsin (1-1)
2-8-09 W, 6-2 Hattiesburg, Miss.	2-8-09 W, 6-2 Hattiesburg, Miss.	4-5-08 W, 5-1 Fayetteville	3-20-97 L, 5-0 Sacramento, Calif.
Sam Houston State (0-1)	2-20-05 L, 1-0 Corpus, Christi, Texas	Texas Tech (3-2)	3-1-02 W, 6-0 Chattanooga, Tenn.
2-20-05 L, 1-0 Corpus, Christi, Texas	San Diego State (1-1)	2-14-99 L, 5-4 Arlington, Texas	Wisconsin-Green Bay (1-0)
2-21-97 L, 5-2 San Diego	2-19-00 W, 2-1 San Diego	3-13-99 W, 4-1 San Diego, Calif.	2-15-09 W, 8-0 Minneapolis, Minn.
2-19-00 W, 2-1 San Diego	San Jose State (1-1)	2-25-01 L, 2-1 Fayetteville	
3-21-97 L, 4-3 Sacramento, Calif.	2-29-08 W, 9-2 Tempe, Ariz.	2-25-01 W, 1-0 Fayetteville	
2-29-08 W, 9-2 Tempe, Ariz.	SOUTH CAROLINA* (12-23)	2-1-03 W, 6-5 San Marcos, Texas	
4-10-98 L, 2-1 Columbia	4-10-98 W, 5-4 Columbia	Tulsa (10-7)	
4-10-98 W, 5-4 Columbia	4-16-99 W, 1-0 Fayetteville	4-9-97 L, 4-3 Fayetteville	
4-16-99 W, 1-0 Fayetteville	5-13-99 W, 4-1 Columbus, Ga.	4-9-97 W, 9-7 Fayetteville	
5-13-99 W, 4-1 Columbus, Ga.	4-15-00 W, 4-0 Columbia (19)	4-1-98 W, 4-1 Tulsa	
4-15-00 W, 4-0 Columbia (19)	4-15-00 W, 4-3 Columbia (19)	4-1-98 L, 2-1 Tulsa	
5-13-00 W, 3-1 Columbus, Ga. (25)	5-13-00 W, 3-1 Columbus, Ga. (25)	2-12-99 W, 5-0 Arlington, Texas	
5-14-00 L, 2-1 Columbus, Ga. (25)	3-10-01 L, 2-1 Fayetteville (18)	4-21-99 W, 3-0 Fayetteville	
3-10-01 L, 2-1 Fayetteville (18)	3-10-01 L, 1-0 Fayetteville (18)	4-21-99 W, 2-1 Fayetteville	
3-10-01 W, 4-0 Fayetteville (18)	5-12-01 L, 1-0 Chattanooga, Tenn. (22)	3-23-00 L, 3-0 Tulsa	
5-12-01 L, 1-0 Chattanooga, Tenn. (22)	3-9-02 L, 4-0 Columbia (24)	4-11-01 W, 10-0 Stillwater, Okla.	
3-9-02 L, 4-0 Columbia (24)	3-9-02 W, 5-2 Columbia (24)	4-10-02 W, 7-1 Fayetteville	
3-10-02 L, 4-1 Columbia (24)	3-25-03 L, 2-5 Fayetteville (14)	3-31-04 L, 6-0 Stillwater, Okla.	
3-25-03 L, 2-5 Fayetteville (14)	3-25-03 L, 6-1 Fayetteville (14)		
3-26-03 L, 5-1 Fayetteville (14)	3-16-04 L, 6-1 Columbia (15)		
3-16-04 L, 6-1 Columbia (15)	3-16-04 L, 2-1 (8) Columbia (15)		
3-17-04 L, 6-5 Columbia (15)	3-8-05 L, 6-1 Fayetteville		
3-8-05 L, 6-1 Fayetteville	3-8-05 L, 3-0 Fayetteville		
3-9-05 L, 5-3 Fayetteville	4-9-06 L, 0-3 Columbia		
4-9-06 L, 0-3 Columbia	4-9-06 L, 0-1 Columbia		
3-10-07 L, 0-1 Fayetteville	3-10-07 L, 0-1 Fayetteville		
3-10-07 L, 0-7 Fayetteville	3-11-07 L, 1-4 Fayetteville		
3-11-07 L, 1-4 Fayetteville	3-8-08 L, 4-5 Columbia		
3-8-08 L, 4-5 Columbia	3-8-08 W, 3-2 Columbia		
3-9-08 L, 0-4 Columbia	3-11-09 W, 4-0 Fayetteville		
3-11-09 W, 4-0 Fayetteville	3-11-09 W, 7-0 Fayetteville		
South Florida (1-2)	2-6-04 L, 4-2 Gainesville, Fla.		
2-6-04 L, 4-2 Gainesville, Fla.	2-9-07 W, 6-5 Tampa, Fla. (22)		
2-9-07 W, 6-5 Tampa, Fla. (22)	2-10-07 L, 1-2 Tampa, Fla. (22)		
2-10-07 L, 1-2 Tampa, Fla. (22)	Southern Mississippi (4-3)		
Southern Mississippi (4-3)	2-11-00 L, 7-0 Arlington, Texas		
2-11-00 L, 7-0 Arlington, Texas	3-21-02 W, 2-1 Hattiesburg, MS		
3-21-02 W, 2-1 Hattiesburg, MS	4-1-03 W, 2-1 Fayetteville		
4-1-03 W, 2-1 Fayetteville	4-1-03 L, 7-6 Fayetteville		
4-1-03 L, 7-6 Fayetteville	2-6-09 W, 5-3 Hattiesburg, Miss.		
2-6-09 W, 5-3 Hattiesburg, Miss.	2-7-09 L, 7-9 Hattiesburg, Miss.		
2-7-09 L, 7-9 Hattiesburg, Miss.	Southwest Texas (0-1)		
Southwest Texas (0-1)	1-31-03 L, 4-1 San Marcos, Texas		
1-31-03 L, 4-1 San Marcos, Texas	Stanford (0-2)		
Stanford (0-2)	2-22-97 L, 4-3 San Diego, Calif.		
2-22-97 L, 4-3 San Diego, Calif.	2-18-00 L, 8-2 San Diego, Calif. (21)		
2-18-00 L, 8-2 San Diego, Calif. (21)	Stephen F. Austin (0-3)		
Stephen F. Austin (0-3)	2-11-00 L, 1-0 Arlington, Texas		
2-11-00 L, 1-0 Arlington, Texas	3-16-05 L, 9-5 Fayetteville		
3-16-05 L, 9-5 Fayetteville	3-16-05 L, 7-6 Fayetteville		
3-16-05 L, 7-6 Fayetteville	TENNESSEE* (11-24)		
TENNESSEE* (11-24)	4-27-97 L, 8-0 Knoxville		
4-27-97 L, 8-0 Knoxville	4-27-97 L, 9-2 Knoxville		
4-26-98 W, 5-3 Fayetteville	4-26-98 W, 2-0 Fayetteville		
4-26-98 W, 2-0 Fayetteville	5-8-98 L, 2-1 Columbus, Ga.		
5-8-98 L, 2-1 Columbus, Ga.	4-27-99 L, 3-0 Knoxville		
4-27-99 L, 3-0 Knoxville	4-27-99 L, 9-1 Knoxville		
4-27-99 L, 9-1 Knoxville	5-15-99 W, 3-2 Columbus, Ga.		
5-15-99 W, 3-2 Columbus, Ga.	5-16-99 W, 3-1 Columbus, Ga.		
5-16-99 W, 3-1 Columbus, Ga.	4-28-00 W, 2-1 Fayetteville		
4-28-00 W, 2-1 Fayetteville			

*SEC Teams
() denotes ranking at time of game

SOUTHEASTERN CONFERENCE

SEC Softball will celebrate its 14th year of existence in 2010 and has established itself as one of the leading conferences in the sport.

The Southeastern Conference qualified a record nine teams for the 2009 NCAA Tournament - Alabama, Arkansas, Auburn, Florida, Georgia, Kentucky, LSU, Mississippi State, and Tennessee, as the conference made its 12th overall, seventh consecutive, Women's College World Series appearance. For the second consecutive year, Florida received the No. 1 national seed, while the SEC grabbed four total national seeds: No. 4 Alabama, No. 6 Georgia and No. 13 Tennessee.

The highlight of the season was when the SEC advanced a league record, three of the final four teams, to the WCWS: Florida, Alabama and Georgia.

Florida claimed its second consecutive SEC title and tournament title with a 26-1 record. The Gators posted a 63-5 overall record. Florida's Tim Walton was named Coach of the Year while Stacey Nelson earned Pitcher of the Year honors. Alabama's Charlotte Morgan was named Player of the Year and the Tide's Amanda Locke captured Freshman of the Year honors. Tennessee's Lillian Hammond was selected as Scholar-Athlete of the Year.

Softball came under the auspices of the Southeastern Conference in the 1996-97 season. Since that time, 10 different conference teams have made appearances in the NCAA Championship, including six teams earning Women's College World Series berths - one by South Carolina in the inaugural season, Alabama in 2000, 2003, 2005, 2006,

2008, 2009, Florida in 2008 and 2009, Georgia in 2009, LSU in 2001 and 2004 and Tennessee in 2005, 2006 and 2007.

Eight teams (Alabama, Auburn, Florida, Georgia, LSU, Mississippi State, South Carolina and Tennessee) have made Top 25 appearances and six teams have climbed into the Top 10 (Alabama, Florida, Georgia, LSU, South Carolina and Tennessee) of the NFCA/USA Today Poll. At least one SEC team has been ranked in the poll each week since the inception of SEC Softball.

South Carolina is the flagship team of the league with a rich history in softball dating back 35 seasons. The Gamecocks have made 15 NCAA Regional and three Women's College World Series appearances.

Mississippi State played softball for five seasons during the 1980's before resuming the sport when it was added to the SEC. Tennessee added softball in 1995-96, one year before its inception in the SEC. Alabama, Arkansas, Auburn, Florida, Georgia, Kentucky, LSU and Ole Miss began softball programs in 1996-97 to give the league 11 representatives (Vanderbilt does not sponsor softball).

The 1999 season was the first in which the conference was eligible for an automatic berth to the NCAA Championships.

As the sport continues to grow in competitiveness and popularity, the SEC has had six different regular season champions and five different conference tournament champions.

2009 SEC Final Standings

Eastern Division

Team	SEC	Overall	Pct.
Florida*^!	26-1	63-5	.963
Georgia	18-7	47-12	.720
Tennessee	12-12-1	40-18-1	.500
Kentucky	13-14	34-23	.481
S. Carolina	6-21	21-24	.222

Western Division

Team	SEC	Overall	Pct.
Alabama*	21-6	54-11	.778
LSU	15-10-1	34-18-1	.596
Arkansas	10-16	27-29	.385
Auburn	9-19	30-29	.321
Miss. State	8-19	28-28	.296

*Division champion; ^SEC Champion;
! SEC Tournament Champion

2010 SEC SOFTBALL TOURNAMENT

May 13-15 • Bogle Park • Fayetteville, Ark.



ALL TIMES LOCAL

Seeding for the tournament will be as follows: The tournament will be seeded 1-8, regardless of division, based on conference winning percentage. The bracket is subject to change based on the seed of the host school.

Notes

- 72 NCAA Regional Appearances
- 15 Women's College World Series Appearances
- 201 NCAA Wins (includes Regional, Super Regional and WCWS)
- The SEC had three of the final four teams in the 2009 WCWS.
- A record nine teams advanced to the NCAA Championships in 2009.
- Florida is the first SEC team to claim the No. 1 national seed and earned that honor again in 2009.
- SEC teams have been ranked in every NFCA/USA Today poll since the inception of SEC softball.
- In 2009, six SEC athletes were named NFCA First-Team All-Americans. Overall, a record 14 players were named to the first, second and third teams combined. The previous best was 13 in 2008.