

ARKANSAS

RAZORBACK



SOFTBALL

JESSICA
ROBISON

TORI
MORT



2012 INDEX

Table of Contents.....	1
Quick Facts.....	2
Media Info.....	3
Broadcast Schedule.....	4
Philosophy.....	5
Bogle Park.....	6-7
Team Roster.....	8
TV/ Radio Roster.....	9
Little Leaguers.....	10-12
Larabee's Outlook.....	13-14
2011 Review.....	15
2011 Recap.....	16-17
2011 Overall stats.....	18
2011 SEC stats.....	19
2012 Opponents.....	20
2012 Schedule.....	21
Opponent Info.....	22-25
SEC Info.....	26
Meet the Razorbacks.....	27
Senior Class.....	28
Bios.....	29-30
Junior Class.....	31
Bios.....	32-37

Sophomore Class.....	38
Bios.....	39-44
Freshmen Class.....	45
Bios.....	46-50

Meet the Coaches.....	51
Mike Larabee.....	52-53
Sue Carpenter.....	54
Coy Adkins.....	55
Whitney & Jessica.....	56
Kristy & Devon.....	57

Razorback History.....	58
-------------------------------	-----------

Yr-by-Yr Results.....	59-63
Team-by-Team.....	64-69

Razorback Records.....	70
-------------------------------	-----------

Single Game Records Individual.....	71
Single Game Records Team.....	72
Single Season Records Individual.....	73-74
Single Season Records Team.....	75
Individual Career Records.....	76-77
Historical Teams.....	78
Letterwinner List.....	79
Jersey List.....	80
All-Time Honers & Awards.....	81-82

University of Arkansas.....	83
------------------------------------	-----------

University of Arkansas Info.....	84-
----------------------------------	-----





2012 QUICK FACTS

Official School Name	University of Arkansas
Location	Fayetteville, Ark.
Founded	1871
Enrollment	23,199
Nickname	Razorbacks
Colors	Cardinal and White
NCAA Division	I
Conference	Southeastern (Western Division)
Website	ArkansasRazorbacks.com
Chancellor	Dr. G. David Gearhart (Westminster Col., 1974)
.....	Phone: 479-575-2000
Faculty Representative	Dr. Sharon Hunt (Arkansas 1973)
.....	Phone: 479-575-2857
Vice Chancellor and AD	Jeff Long (Ohio Wesleyan, 1982)
.....	Phone 479-575-4959
Associate Vice Chancellor	Bev Lewis (Central Michigan, 1979)
.....	Phone 479-575-5139
Athletic Department	479-575-4959
Ticket Office	479-575-5151

2011 Overall Finish:	13-39
SEC Record:	3-23
Home Record:	3-12
Away Record:	1-21
Neutral Site Record:	9-6
Post Season Record:	n/a
Letter Winners ret/lost:	12/12
Pitchers ret/lost:	2/2
Newcomers:	12
Home Field:	Bogle Field (1,200)
First Year of Razorbacks Softball	1997
Overall Record	415-521-1
NCAA Appearances	4
.....	(2000, 2002, 2008, 2009)





MEDIA INFO

Athletic Media Relations:

The Athletic Media Relations Intern Emily Robinson serves as the main contact for the University of Arkansas softball program. For information on any of the other 18 intercollegiate programs at the University of Arkansas please contact the Athletic Media Relations Office at (479) 575-2751.

The office is located on the north side of Barnhill Arena.

218 Barnhill Arena
Fayetteville, Ark. 72701

Media Relations Staff

Director of Football	Zack Higbee
Associate Director	Robby Edwards
Associate Director	Phil Pierce
Associate Director	Jeri Thorpe
Assistant Director	Chad Crunk
Assistant Director	Zach Lawson
Assistant Director	Derek Satterfield
Graphic Designer	Andrew Reynolds
Intern	Tyler Maland
Intern	Emily Robinson
Intern	John Thomas
Secretary	Mary Lynn Gibson

Interviews

All interviews must be scheduled through Athletic Media Relation softball contact Emily Robinson. Phone interviews with out-of-town media personal are encouraged and can easily be arranged.

Post-Game Interviews

Head Coach Mike Larabee will be available for post-game interviews 10 minutes prior to the end of each game. Player Interviews can be arranged through an Athletic Media staff member and will be held on the field following Coach Larabee's interview.

Credentials

For all credential requests please contact Emily Robinson in the Athletic Media Relations Office.

Olympic Sports Press Conferences

Olympic Sports Press Conferences are held every Tuesday at 1 p.m. All Olympic Sports that are in season are required to have a coach or team representative present for media interviews. Press conferences are held in the media room on the first floor of Barnhill Arena.

Email Update

Members of media may request to be added to the Arkansas Media Relations email list. The emails entail game stories, stats, updates and other information on Razorback Athletics. Please contact the Media Relations Office to be placed on the email list.

Credits

The 2012 Arkansas softball Media Guide was written, designed and edited by Emily Robinson. Editorial assistance was provided by Jeri Thorpe and Chad Crunk. Photography was shot by Walt Beazley and graphic design of the front cover was produced by Andrew Reynolds.





BROADCAST SCHEDULE

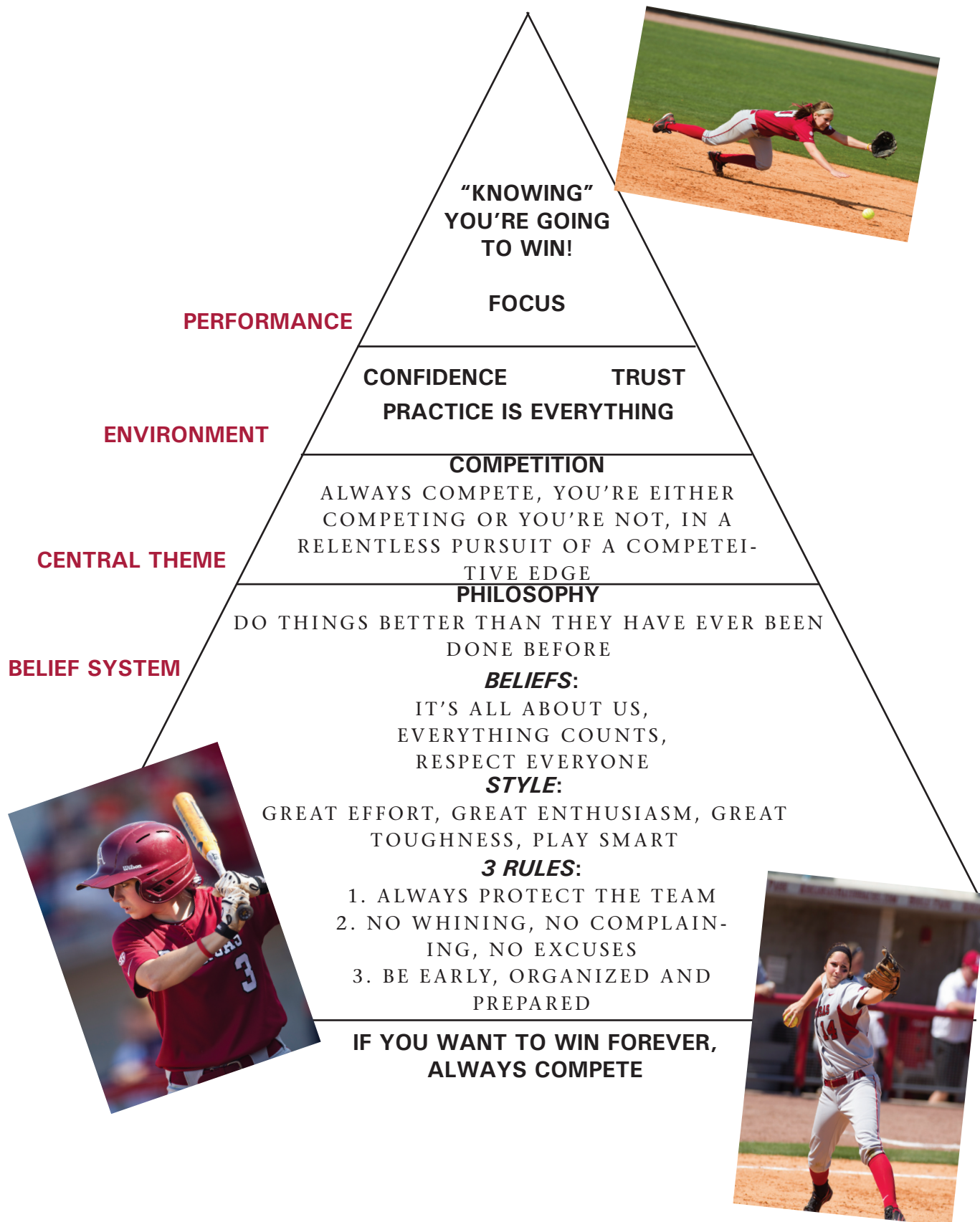
DATE	OPPONENT	LOCATION	TIME	STUDIO/TALENT
Fri, Feb. 10	Belmont	Waco, Texas	10 a.m.	ArkansasRazorbacks.com
Fri, Feb. 10	UTA	Waco, Texas	1 p.m.	ArkansasRazorbacks.com
Sat, Feb. 11	Iowa	Waco, Texas	10 a.m.	ArkansasRazorbacks.com
Sat, Feb. 11	Baylor	Waco, Texas	12:30 p.m.	ArkansasRazorbacks.com
Sun, Feb. 12	Wichita State	Waco, Texas	11 a.m.	ArkansasRazorbacks.com
Fri, Feb. 17	Georgia Southern	Tampa, Fla.	1:15 p.m.	ArkansasRazorbacks.com
Sat, Feb. 18	Drake	Tampa, Fla.	10:15 a.m.	ArkansasRazorbacks.com
Sat, Feb. 18	USF	Tampa, Fla.	5 p.m.	ArkansasRazorbacks.com
Sun, Feb. 19	Wisconsin	Tampa, Fla.	9 a.m.	ArkansasRazorbacks.com
Fri, Feb. 24	Northwestern State	FAYETTEVILLE	3 p.m.	ArkansasRazorbacks.com
Fri, Feb. 24	Tennessee State	FAYETTEVILLE	5:30 p.m.	ArkansasRazorbacks.com
Sat, Feb. 25	Jackson State	FAYETTEVILLE	11:30 a.m.	ArkansasRazorbacks.com
Sat, Feb. 25	TBA	FAYETTEVILLE	2:30/5 p.m.	ArkansasRazorbacks.com
Sun, Feb. 26	TBA	FAYETTEVILLE	10/ 12:30 p.m.	ArkansasRazorbacks.com
Fri, Mar. 2	Drake	FAYETTEVILLE	5 p.m.	ArkansasRazorbacks.com
Sat, Mar. 3	Butler	FAYETTEVILLE	3 p.m.	ArkansasRazorbacks.com
Sat, Mar. 3	Drake	FAYETTEVILLE	5:30 p.m.	ArkansasRazorbacks.com
Sun, Mar. 4	IUPUI	FAYETTEVILLE	10:30 a.m.	ArkansasRazorbacks.com
Sun, Mar. 4	TBA	FAYETTEVILLE	1/3:30 p.m.	ArkansasRazorbacks.com
Wed, Mar. 7	Ole Miss (DH)*	FAYETTEVILLE	4/6 p.m.	KXUA
Fri, Mar. 9	South Carolina*	at Columbia, S.C.	5 p.m.	KXUA
Sat, Mar. 10	South Carolina*	at Columbia, S.C.	1 p.m.	KXUA
Sun, Mar. 11	South Carolina*	at Columbia, S.C.	Noon	KXUA
Wed, Mar. 14	Missouri	FAYETTEVILLE	3 p.m.	KXUA
Fri, Mar. 16	Tennessee*	FAYETTEVILLE	7 p.m.	KXUA
Sat, Mar. 17	Tennessee*	FAYETTEVILLE	1 p.m.	KXUA
Sun, Mar. 18	Tennessee*	FAYETTEVILLE	1 p.m.	KXUA
Tue, Mar. 20	Murray State (DH)	FAYETTEVILLE	3/5 p.m.	ArkansasRazorbacks.com
Fri, Mar. 23	Florida*	FAYETTEVILLE	7 p.m.	KXUA
Sat, Mar. 24	Florida*	FAYETTEVILLE	1 p.m.	KXUA
Sun, Mar. 25	Florida*	FAYETTEVILLE	Noon	KXUA
Wed, Mar. 28	Tulsa	FAYETTEVILLE	4 p.m.	ArkansasRazorbacks.com
Fri, Mar. 30	LSU*	Baton Rouge, La.	6 p.m.	KXUA
Sat, Mar. 31	LSU*	Baton Rouge, La.	4 p.m.	KXUA
Sun, Apr. 1	LSU*	Baton Rouge, La.	1 p.m.	KXUA
Fri, Apr. 6	Mississippi State*	FAYETTEVILLE	7p.m.	KXUA
Sat, Apr. 7	Mississippi State (DH)*	FAYETTEVILLE	11/1 p.m.	KXUA
Wed, Apr. 11	Kentucky (DH)*	Lexington, Ky.	3/5 p.m.	KXUA
Sat, Apr. 14	Tennessee-Martin	FAYETTEVILLE	1 p.m.	ArkansasRazorbacks.com
Sun, Apr. 15	Tennessee-Martin	FAYETTEVILLE	1 p.m.	ArkansasRazorbacks.com
Tue, Apr. 17	UMKC	FAYETTEVILLE	5 p.m.	ArkansasRazorbacks.com
Fri, Apr. 20	Auburn*	at Auburn, Ala.	6 p.m.	KXUA
Sat, Apr. 21	Auburn*	at Auburn, Ala.	1 p.m.	KXUA
Sun, Apr. 22	Auburn*	at Auburn, Ala.	1 p.m.	KXUA
Wed, Apr. 25	Tulsa	at Tulsa	4 p.m.	ArkansasRazorbacks.com
Fri, Apr. 27	Alabama*	FAYETTEVILLE	7 p.m.	KXUA
Sat, Apr. 28	Alabama*	FAYETTEVILLE	1 p.m.	KXUA
Sun, Apr. 29	Alabama*	FAYETTEVILLE	1 p.m.	KXUA
Wed, May 1	Missouri State	at Springfield, Mo.	5 p.m.	ArkansasRazorbacks.com
Sat, May 5	Georgia (DH)*	at Athens, Ga.	1:30/4 p.m.	KXUA
Sun, May 6	Georgia*	at Athens, Ga.	12:30 p.m.	KXUA
May 10-14	SEC Tournament	at Tuscaloosa, Ala.	TBA	KXUA

* Conference Games

NCAA Regionals and WCWS will be added if advance.



ARKANSAS SOFTBALL PHILOSOPHY



INTRO

OPPONENTS

THE TEAM

REVIEW

HISTORY

RECORDS

U OF A



BOGLE PARK

Constructed in 2008, Bogle Park, is one of the pre-eminent softball facilities in the country. Equipped with six modern sky boxes, and a capacity of 1,200, this ball park is way ahead of it's time.

Bogle Park was designed by Browning Day Mullins Dierdorf and their lead architects John Lindstaedt, Dan McCloskey and Chad Lothamer. McClelland Consulting Engineers is the civil engineer for Bogle Park. The mechanical, electrical and plumbing engineers are TME Consulting Engineers and the structural engineers are Engineering Consultants. Construction of the facility is handled by Nabholz Construction's Ozark division and would not be possible without the many donors and partners of the project.

"There's one thing everybody in America knows about our campus, nothing at the University of Arkansas is less than first class," said Associate Vice Chancellor and Executive Director of Athletics Bev Lewis. "This facility will raise the bar for our softball program. I'm so pleased that the Bogles allowed us to honor them and to honor the university with the naming of this facility."

Bogle Park was made possible thanks to the lead gift made by Bob and Marilyn Bogle and the Bogle family who have also made significant contributions to both the university and the athletic departments over the course of many years. An event celebrating the naming was held Friday, Oct. 26, 2009.

One of the most striking aspects of Bogle Park is the dramatic entrance on the concourse level. Upon entry, fans see the field and then descend down into the seating area which is home to 1,200 chair-back seats. There is space for grilling and groups in the out-field area and six modern skyboxes overlook the field. For the first time, the Razorback softball team has its locker room at the venue along with an indoor practice and batting facility located on the home field side of the stadium. The press box is a state-of-the-art media area.






Bogle Park replaces Lady'Back Yard and moves the Arkansas softball team into one of the elite facilities in America. The new stadium is located on the corner of Leroy Pond Drive and California Drive, just north of Lady'Back Field. It has the same dimensions as current Lady'Back Yard – 200 feet down the foul lines and 220 feet in center field.

Bogle Park also gives the players and staff a high quality facilities including a state- of-the-art locker room with a spacious players lounge.

When the weather prevents the softball team from practicing at Bogle Park, the team moves to the indoor, climate-controlled softball practice facility.

In indoor facility was constructed along with Bogle Park ensuring a uniform feel and consistency in the facility and the field. The interior measures 100x100 and is made of the same infield dirt as the playing field. Removable batting cages allow for hitting, pitching or lift out of the way for infield practice.



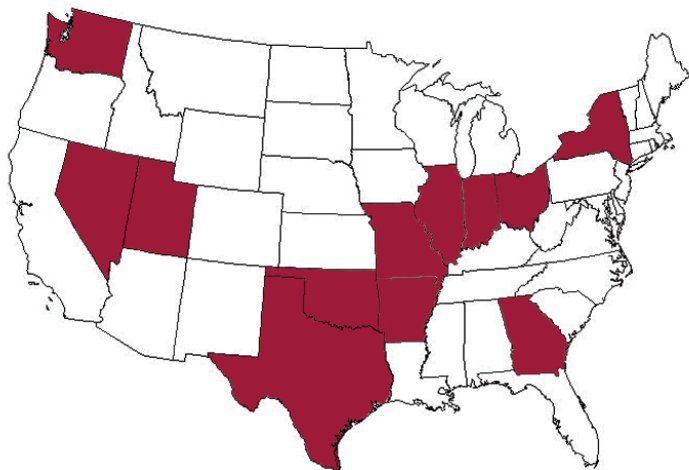
The dedication took place on Saturday, April 22, 2009 before the Razorbacks took on conference opponent LSU.

University of Arkansas Chancellor Dr. G. David Gearhart and Vice Chancellor and Director of Athletics Jeff Long took part in the dedication ceremony of the \$8.5 million facility. Associate Vice Chancellor and Executive Associate Athletic Director Bev Lewis was in attendance to recognize the donor gift supplied by the Bogle family.



2012 ROSTER

No.	Name	Pos.	B/T	Ht.	Yr.	Hometown (Prev School)
19	Bass, Alyssa	OF	R/R	5-4	Fr.	Magnolia, Texas (Tomball HS)
8	Beasley, Kimmy	LHP	L/L	5-11	Fr.	Foreman, Ark. (Foreman HS)
10	Bronkey, Sierra	IF	L/R	5-6	RFr.	Edmond, Okla. (Edmond Santa Fe HS)
32	Brown, Victoria	RHP	R/R	5-11	Fr.	LaPorte, Texas (Clear Lake HS)
12	Clampitt, Ciara	LHP	L/L	5-4	Fr.	Burkburnett, Texas (City View HS)
21	Clark, Morgan	C	R/R	5-9	Jr.	Farmington, Ark. (Farmington HS)
44	Cohen, Chelsea	RHP	R/R	5-9	Jr.	Sparks, Nev. (Reed HS)
4	Gee, Jayme	C	R/R	5-7	So.	The Woodlands, Texas (The Woodlands HS)
16	Geile, Amanda	UT	R/R	5-8	So.	Ballwin, Mo. (Parkway South HS)
15	Harrison, Katie	IF	R/R	5-5	Fr.	Noblesville, Ind. (Noblesville HS)
28	Ketcher, Linnea	OF	L/R	5-7	Jr.	West Jordan, Utah (Weber State) (West Jordan HS)
9	Martindale, Ashley	OF	L/R	5-3	So.	Benton, Ark. (Benton HS)
2	McLemore, Hope	RHP	R/R	5-6	Jr.	Ringling, Okla. (Ringling HS)
3	Mort, Tori	OF	L/L	5-5	Sr.	Claremore, Okla. (Owasso HS)
11	Navarro, Clarisa	IF	R/R	5-5	So.	La Joya, Texas (Butler CC) (La Joya HS)
20	Oprzedek, Chloe	IF	L/R	5-4	So.	Lockport, Ill. (Providence Catholic HS)
23	Pearson, Megan	IF	R/R	5-8	Fr.	Centerville, Ohio (Centerville HS)
00	Rambo, Jennifer	UT	L/R	5-7	So.	Spokane, Wash. (Gonzaga Prep)
13	Ramirez, Olivia	C	R/R	5-3	Fr.	Dallas, Texas (Bishop Lynch HS)
33	Reese, Maddie	IF	R/R	5-2	Fr.	Pittsford, N.Y. (Pittsford Mendon)
14	Robison, Jessica	IF	R/R	5-5	Sr.	Owasso, Okla. (Owasso HS)
17	Sullivan, Andrea	IF	R/R	6-2	Jr.	Hampton, Ga. (Chipola JC) (Luella HS)
6	Summerford, Amanda	RHP	R/R	5-10	Jr.	Fayetteville, Ark. (Fayetteville HS)
30	Wallace, Devon	OF	L/R	5-9	Fr.	Double Oak, Texas (Marcus HS)

**Arkansas:**

Kimmy Beasley (Foreman)
Morgan Clark (Farmington)
Ashley Martindale (Benton)
Amanda Summerfield (Fayetteville)

Georgia:

Andrea Sullivan (Hampton)

Illinois:

Chloe Oprzedek (Lockport)

Indiana:

Katie Harrison (Noblesville)

Missouri:

Amanda Geile (Ballwin)

Nevada:

Chelsea Cohen (Sparks)

New York:

Maddie Reese (Pittsford)

Ohio:

Megan Pearson (Centerville)

Oklahoma:

Sierra Bronkey (Edmond)
Hope McLemore (Ringling)
Tori Mort (Claremore)
Jessica Robison (Owasso)

Texas:

Alyssa Bass (Magnolia)
Victoria Brown (LaPorte)
Ciara Clampitt (Burkburnett)
Jayme Gee (The Woodlands)
Clarisa Navarro (La Joya)
Olivia Ramirez (Dallas)
Devon Wallace (Double Oak)

Utah:

Linnea Ketcher (West Jordan)

Washington:

Jennifer Rambo (Spokane)



2012 ARKANSAS RAZORBACKS



00
JENNIFER
RAMBO
UT - 5-7 - SO
Spokane, Wash.




2
HOPE
McLEMORE
RHP - 5-6 - JR
Ringling, Okla.



3
TORI MORT
OF - 5-5 - SR
Claremore, Okla.



4
JAYME GEE
C - 5-7 - SO
The Woodlands, Texas




6
AMANDA
SUMMERFORD
RHP - 5-10 - JR
Fayetteville, Ark.



8
KIMMY BEASLEY
LHP - 5-11 - FR
Foreman, Ark.



9
ASHLEY
MARTINDALE
OF - 5-5 - SR
Claremore, Okla.



10
SIERA BRONKY
IF - 5-6 - RFR
Edmond, Okla.



11
CLARISA
NAVARRO
IF - 5-5 - SO
La Joya, Texas



12
CIARA CLAMPITT
LHP - 5-4 - FR
Burkburnett, Texas



13
OLIVIA RAMIREZ
C - 5-3 - FR
Dallas, Texas



14
JESSICA
ROBISON
IF - 5-5 - SR
Owasso, Okla.



15
KATIE HARRISON
IF - 5-5 - FR
Noblesville, Ind.



16
AMANDA GEILE
UT - 5-8 - SO
Ballwin, Mo.



17
ANDREA
SULLIVAN
IF - 6-2 - JR
Hampton, Ga.



19
ALYSSA BASS
OF - 5-4 - FR
Magnolia, Texas



20
CHLOE
OPRZEDEK
IF - 5-4 - SO
Lockport, Ill.



21
MORGAN CLARK
C - 5-9 - JR
Farmington, Ark.



23
MEGAN
PEARSON
IF - 5-8 - FR
Centerville, Ohio




28
LINNEA KETCHER
OF - 5-7 - JR
West Jordan, Utah



30
DEVON WALLACE
IF - 5-9 - FR
Double Oak, Texas



32
VICTORIA
BROWN
RHP - 5-11 - FR
LaPorte, Texas



33
MADDIE REESE
IF - 5-2 - FR
Pittsford, N.Y.



44
CHELSEA COHEN
RHP - 5-9 - JR
Sparks, Nev.



LARABEE'S OUTLOOK

University of Arkansas head softball coach Mike Larabee and the Razorbacks are fueled up and ready to take on the 2012 season at full force. The Razorbacks return 12 letter winners from last year's team while adding 12 new faces to the team; ten freshmen and two transfers.

How does your team take steps to improve from last year?

"The biggest thing is just the work ethic. We worked really hard on building great team chemistry with our team and our coaching staff. I think we have a lot of good continuity going. Just putting in the work is the biggest thing. We have five or six kids last year's freshman class back and being able to draw from that experience while also having a very talented a 2011 class. The leadership has shown so far is far superior to what we had last year."

You have twelve newcomers to your program, how will some of them fit into the mix of girls already here?

"I think they are all going to fit in very well. Clarisa Navarro, a transfer, I think as of right now is going to be our number two hitter and start at shortstop. Andrea Sullivan, the other transfer, could potentially do some great things for us offensively. She is a strong hitter we just need her to make the transfer from a high caliber junior college ball to the SEC. Other newcomers, Katie Harrison, she will probably hit third for us we are not sure where she will be it all depend on how things pan out with other girls. Devon Wallace really showed she could swing the bat well. She had a great fall. Pitching wise, Ciara Clappitt, a freshman left-hander, has really showed a lot of improvement and not an overly hard thrower, but really locates the ball and has good movement. Kimmy Beasley has been a huge surprise, someone that came in a 60, 61 mph and she just hit 66 mph. She just needs to be able to get ahead of hitters, if we can get her to do that she will be a big addition to our pitching team. Maddie Reese gives us some depth in the infield and outfield. Those are a few of the key newcomers that I think can make a huge difference for us this year."

How will the depth in the circle look for the 2012 season?

"Right now we have four pitchers that are healthy at this point in time. Chelsea Cohen would probably start in the circle if we started today. She has vastly improved from last year. Her work ethic and velocity; she has developed a really nice change-up and has good spin on her down ball. She can really throw all the pitches. Amanda Summerford said that she wanted to pitch this year and she has showed great improvement and she would be in the mix to throw some innings. Hope McLemore just had surgery. We are going to have to wait and see how she bounces back. She is in great shape and typically that surgery takes about three to five months to heal and at four months that puts us at beginning of SEC play so we are hoping she can come back. Victoria Brown, who was injured, was our number two pitcher a very hard thrower. Those two are questions marks right now, but if we can get them back healthy with the other four we are going to have a solid pitching staff."





LARABEE'S OUTLOOK

What are you looking for from your infield this year?

"I would just like them to make the routine plays. As of right now we are not going to have pitchers making 12 to 14 strike outs a game. We may average six to eight strikeouts a game we are hoping. We just always talk about making the routine play and ground balls are outs.

Who are some of the returning infielders from last year's squad?

"Chloe Oprzedek was our starting shortstop last year and fortunately we can bump her over to second because we have Navarro so we really have two shortstops in the middle. Sierra Bronkey was in our program last year, but was injured and redshirted. We are not sure if she is going to be at third base or first so we are just going to have to see how things shake out offensively. Jennifer Rambo can play some first base, she played there last year. So we have some experience coming back.

Who will you be looking for to step into a leadership role this season?

"I think Chelsea Cohen has shown that she has done a great job of leading so far. Hope McLemore is another one of our captains. I think they both have done a great job, and just our two seniors. Tori Mort and Jessica Robison, this is their last year of playing and they have shown some good leadership so far. I think even the freshman and sophomore classes that there is some good leadership players that are developing."

How does your outfield look for the 2012 season?

"I like our outfield a lot. Our philosophy is in the outfield is that you really got to be able to hit a little bit and we are pleased with the progress that Amanda Geile has made, not only offensively, but defensively. When it comes to Tori Mort, I would put up against anybody in the SEC as far as her ability to throw. It is getting her comfortable when she is communicating with the right and left fielders when the ball is in the gap. She has played right field the past couple of years and when you go to the left you don't have anyone else to worry about. I think she has potential she has worked really hard on her swing. Devon Wallace who right now would be our leadoff hitter. She has all kinds of power and very disciplined. She can go get a ball and we are still working really hard on her throwing mechanics. Lin Ketcher is another one that had quite a bit of playing time last year and she is going to be in the mix as well."

How do you look at your team in the near future?

"I think some of the biggest things is how well our team is getting along. The chemistry amongst our players and the coaching staff. Their strength and their explosion, just their athleticism from when we started in late august in strengthen and conditioning. I really like the way we started to play defensively in the infield this fall. I thought we were starting to come together. I think they are very hungry. Nobody was excited about the way we finished last year, but everyone is really excited about this year."



INTRO

OPPONENTS

THE TEAM

REVIEW

HISTORY

RECORDS

U OF A



LITTLE LEAGUERS


U OF A
RECORDS
HISTORY
REVIEW
THE TEAM
OPPONENTS
INTRO



ASHLEY MARTINDALE




LINNEA KETCHER



CHELSEA COHEN



AMANDA GEILE




DEVON WALLACE



JAYME GEE



MANDA SUMMERFORD



CHLOE OPRZEDEK





LITTLE LEAGUERS

INTRO

OPPONENTS


THE TEAM

REVIEW

HISTORY

RECORDS


U OF A



SIERRA BRONKEY



MEGAN PEARSON



MORGAN CLARK



OLIVIA RAMIREZ



KIMMY BEASLEY



HOPE MCLEMORE






LITTLE LEAGUERS

INTRO
OPPONENTS
THE TEAM
REVIEW
HISTORY
RECORDS
U OF A




ALYSSA BASS



MADDIE REESE



JENNIFER RAMBO



JESSICA ROBISON



CLARISA NAVARRO




TORI MORT





REVIEW

RAZORBACK  SOFTBALL





2011 RECAP

Arkansas head coach Mike Larabee and the Razorbacks completed their 2011 campaign with a record of 13-39 overall and 3-23 in Southeastern Conference play. Arkansas started the year with a record-breaking opening game at the 25th Annual Louisiana Classic in Lafayette, La. Five Razorbacks combined for five triples, breaking the previous single-game record of four. Tori Mort, Becca Carden, Linnea Ketcher, Jennifer Rambo and Chloe Oprzedek each picked up an extra base hit against Prairie View A&M (Feb. 11) to help the Razorbacks to a 16-0 shutout in just five innings.

It took until just the second week of the season for the Razorbacks to make a statement in the world of collegiate softball and take down No. 1 UCLA (Feb. 18) at the Louisville Slugger Desert Classic in Las Vegas, Nev. The defending national champion Bruins held the Hogs to seven hits, but that was not enough to keep the Razorbacks back. Carden scored two runs for UA while Brittany Griffiths and Mort plated the other two runs off the bat of Courtney Breault who went 2-for-3 on the day with three RBI. Arkansas had seven strikeouts between pitchers Layne McGuirt and Kim Jones, giving the Razorbacks the 4-3 edge over the national leader.

After 21 games on the road, Arkansas opened conference play with the first home game of the season in March. In the first Southeastern Conference mid-week doubleheader of the season, Arkansas took the No. 24 Kentucky Wildcats (March 16) to 11 innings. Sophomore Hope McLemore earned her longest complete game of the season with 11.0 innings pitched. With two strikeouts on the day, McLemore and the Razorback defense managed to hold the Wildcats to a two-run tie until the 11th inning before falling 7-2.

It was a doubleheader against Ole Miss (March 23) that brought the first league win for the Razorbacks. Back-to-back home runs for Carden and a two-RBI single by pitcher Chelsea Cohen helped boost the Hogs to a 7-6 victory in game two of the double bill, marking the first SEC win for Arkansas in 2011.

UA picked up another season-highlighting win near the end of SEC play against the Georgia Bulldogs (April 23). The third-ranked Bulldogs were held to just one run by senior pitcher Kim Jones on Senior Day at Bogle Park. Jones pitched six strikeouts on the day and just one run allowed while the UA defense held four other hits from rounding the bases. Oprzedek hit a two-RBI double to give the Razorbacks their second edge over a top-three opponent.

Jones saw numerous career accolades in her final season as a Razorback. She pitched a career-high 12 strikeouts against Rhode Island (Feb. 13). She had two perfect innings with three strikeouts in a row and allowed just two hits in the five inning, 5-0 win over URI. Jones tossed at least six strikeouts in 10 of her 25 appearances in the circle.

The Razorbacks final win of the season came just two days later against Louisiana Monroe when the Hogs took a 2-1 win away from the Warhawks in a midweek game at Bogle Park.

Arkansas finished the 2011 season with a .231 batting average. It was Carden who earned the best batting average on the team. She finished the 2011 season with a .335 batting average with 28 games as the leadoff hitter. She hit career-highs in hits (53), runs (24), RBI (24), at bats (158) and games started (51). The Miami, Okla., native had six home runs on the season to lead the Razorbacks and highlighted her senior season with back-to-back home runs against Ole Miss.

Her senior-season accolades gave Carden the sixth spot in the record book for batting average and slugging percentage in a single season. Her career batting average of .286 is sixth all-time for the Razorbacks as well.

Mort was second on the team with a .294 batting average. The junior tallied 10 RBI off her 20 hits on the season, but it was Ketcher that led the newcomers in batting average. She finished the season batting .292 with five RBI off her 28 hits on the season. The Weber State transfer brought in 11 runs in 2011 and was 6-7 in stolen bases.

The freshmen were led by outfield slapper Macy Burr. She had 16 hits on the season and plated eight runs with one RBI on the year for a .258 batting average.

As a team, UA maintained the fifth best stolen base percentage in a single season with a .787. The team collected 48 steals off 61 attempts. Ten of those successful stolen bases came from Carden and eight came from Ketcher.

Off the field, the Razorbacks garnered several honors as well. Caldwell was honored for the second year in a row with SEC Community Service team honors for her volunteer work around the University and in the community. Carden was named to the Capital One Academic All-District second team selection concluding the 2011 season as well. The senior graduated with a bachelor's degree in kinesiology in May of 2010. She completes her first year of graduate school this spring. As an undergraduate, Carden boasted a 3.56 GPA and has maintained a 3.33 while pursuing her master's degree. She represents one of the 12 student-athletes chosen from District 6 for their achievements in the classroom. To be available for selection, nominees must carry a 3.30 cumulative grade point average.



2011 RECAP

DATE	OPPONENT	SITE	RESULTS
Feb. 11-13	25th Louisiana Classic	Lafayette, La.	All Day
Feb. 11	vs. Prairie View		W (16-0)
Feb. 11	vs. Sam Houston		W (6-5) 9
Feb. 12	vs. Louisiana-Lafayette		L (1-14)
Feb. 12	vs. Sam Houston		L (6-9) 8
Feb. 13	vs. Rhode Island		W (8-0)
Feb. 18-20	Louisville Slugger Desert Classic	Las Vegas, Nev.	All Day
Feb. 18	vs. UCLA (1)		W (4-3)
Feb. 18	vs. UNLV		L (2-3)
Feb. 19	vs. Oregon (14)		L (7-8) 8
Feb. 19	vs. LBSU		L (0-14)
Feb. 20	vs. Utah		W (8-4) 8
Feb. 24-26	Emerald Beach Islander Classic	Corpus Christi, Texas	All Day
Feb. 24	vs. Rutgers		L (3-4) 9
Feb. 25	vs. Texas Southern		W (14-4)
Feb. 25	vs. Texas A&M Corpus Christi		L (4-5)
Feb. 26	vs. Rutgers		W (5-2)
Feb. 26	vs. Texas A&M Corpus Christi		L (0-4)
March 4-6	USF Under Armour Invitational	Tampa, Fla.	All Day
March 4	vs. Ball State		L (2-3)
March 4	vs. USF		L (0-2)
March 5	vs. East Tennessee State		W (4-2)
March 5	vs. Michigan (5)		L (0-8) 5
March 6	vs. Loyola Marymount		W (5-2) 8
March 9	Missouri (18/14)	Columbia, Mo.	L (0-12) 5
March 11	AUBURN * (24)	FAYETTEVILLE	L (1-5)
March 12	AUBURN * (24)	FAYETTEVILLE	L (1-9) 6
March 13	AUBURN * (24)	FAYETTEVILLE	L (0-2)
March 16	KENTUCKY * (24/21)	FAYETTEVILLE	L (0-4)
March 16	KENTUCKY * (24/21)	FAYETTEVILLE	L (2-7) 11
March 18	Mississippi State *	Starkville, Miss.	L (0-3)
March 19	Mississippi State *	Starkville, Miss.	L (0-2)
March 20	Mississippi State *	Starkville, Miss.	L (5-6)
March 23	Ole Miss *	Oxford, Miss.	L (3-4)
March 23	Ole Miss *	Oxford, Miss.	W (7-6)
March 25	Alabama *	Tuscaloosa, Ala.	L (1-10) 5
March 26	Alabama *	Tuscaloosa, Ala.	L (3-12) 5
March 27	Alabama *	Tuscaloosa, Ala.	L (0-9) 5
March 30	Tulsa	Stillwater, Okla.	Cancelled
March 30	Oklahoma State (19/18)	Stillwater, Okla.	L (0-1) 8
April 1	LSU *	FAYETTEVILLE	L (0-8)
April 2	LSU *	FAYETTEVILLE	L (1-10)
April 3	LSU *	FAYETTEVILLE	L (0-1)
April 6	MISSOURI STATE	FAYETTEVILLE	L (1-2)
April 8	Florida * (10/11)	Gainesville, Fla.	L (0-4)
April 9	Florida * (10/11)	Gainesville, Fla.	L (8-1)
April 10	Florida * (10/11)	Gainesville, Fla.	L (0-8) 5
April 16	SOUTH CAROLINA *	FAYETTEVILLE	L (3-7)
April 16	SOUTH CAROLINA *	FAYETTEVILLE	W (2-1) 9
April 17	SOUTH CAROLINA *	FAYETTEVILLE	L (4-5)
April 19	Memphis	Sherwood, Ark.	L (2-14) 6
April 23	GEORGIA * (3/4)	FAYETTEVILLE	W (2-1)
April 23	GEORGIA * (3/4)	FAYETTEVILLE	Rained Out
April 24	GEORGIA * (3/4)	FAYETTEVILLE	Rained Out
April 26	Louisiana-Monroe	FAYETTEVILLE	(1-0) 8
April 26	Louisiana-Monroe	FAYETTEVILLE	Cancelled
April 29	Tennessee * (5/6)	Knoxville, Tenn.	L (1-11)
April 30	Tennessee * (5/6)	Knoxville, Tenn.	L (0-8) 5
May 1	Tennessee * (5/6)	Knoxville, Tenn.	L (1-9) 5
May 5	UMKC	FAYETTEVILLE	L (1-2)

* Denotes Southeastern Conference event

INTRO

OPPONENTS

THE TEAM

REVIEW

HISTORY

RECORDS

U OF A



OVERALL SEASON STATS

2011 RECORD: 13-39 • HOME: 3-12 • AWAY: 1-21 • NEUTRAL: 9-6 • SEC: 3-23

Individual Hitting

#	Player	AVG	GP	GS	AB	R	H	2B	3B	HR	RBI	TB	SLG%	BB	HBP	SO	GDP	OB%	SF	SH	SB	ATT	PO	A	E	FLD%
22	Carden, Becca	.335	51	51	158	24	53	10	3	6	24	87	.551	12	2	35	0	.387	1	1	10	11	72	6	3	.963
3	Mort, Tori	.294	42	26	68	14	20	2	1	1	10	27	.397	6	1	15	0	.360	0	2	6	7	23	2	1	.962
28	Ketcher, Linnea	.292	42	34	96	11	28	0	1	0	5	30	.313	10	0	30	0	.358	0	4	8	10	43	0	5	.896
12	Breault, Courtney	.264	42	41	106	10	28	7	0	3	19	44	.415	23	3	18	0	.397	4	0	1	1	53	37	5	.947
1	Burr, Macy	.258	42	19	62	8	16	0	0	0	1	16	.258	3	0	23	0	.292	0	2	4	6	25	1	2	.929
9	Martindale, Ashley	.258	42	9	31	10	8	0	0	0	1	8	.258	2	0	5	0	.303	0	2	4	5	8	0	2	.800
20	Oprzedek, Chloe	.238	52	52	143	11	34	6	2	0	12	44	.308	4	2	30	1	.267	1	3	8	12	89	98	14	.930
0	Rambo, Jennifer	.230	46	43	126	7	29	1	1	2	13	38	.302	7	0	39	0	.271	0	2	3	3	78	38	7	.943
4	Gee, Jayme	.228	49	49	114	5	26	8	0	0	6	34	.298	22	0	39	0	.348	2	0	2	3	242	22	6	.978
16	Geile, Amanda	.182	39	29	77	4	14	2	0	2	5	22	.286	10	2	27	0	.292	0	0	1	1	61	1	1	.984
5	Brewer, Stephanie	.162	41	36	105	3	17	3	0	1	6	23	.219	7	1	35	1	.221	0	1	0	0	184	9	6	.970
29	Griffiths, Brittany	.155	32	31	71	14	11	2	0	1	4	16	.225	14	0	20	1	.294	0	4	0	1	28	44	7	.911
14	Robison, Jessica	.105	35	21	57	2	6	2	0	0	3	8	.140	14	0	26	0	.282	0	0	0	0	28	36	10	.865
26	Van de Pol, Brea	1.000	3	0	1	0	1	0	0	0	0	1	1.000	0	0	0	0	1.000	0	0	0	0	0	1	0	1.000
7	Dixon, Leslie	.400	2	2	5	3	2	0	0	0	1	2	.400	1	1	0	0	.571	0	0	0	0	10	1	0	1.000
62	Caldwell, Amanda	.190	16	4	21	1	4	1	2	1	7	12	.571	0	2	9	0	.261	0	0	0	0	12	1	0	1.000
44	Cohen, Chelsea	.143	4	1	7	0	1	0	0	0	2	1	.143	0	0	2	0	.143	0	0	0	0	2	8	0	1.000
17	McGuirt, Layne	.088	24	20	57	6	5	1	0	1	2	9	.158	7	0	22	0	.188	0	0	1	1	29	17	2	.958
6	Summerford, Amanda	.000	12	1	3	3	0	0	0	0	0	0	.000	0	0	2	0	.000	0	0	0	0	0	0	1	.000
8	Wells, Lindsey	.000	6	1	2	1	0	0	0	0	0	0	.000	0	0	1	0	.000	0	0	0	0	2	0	0	1.000
21	Clark, Morgan	.000	1	0	1	0	0	0	0	0	0	0	.000	0	0	0	0	.000	0	0	0	0	0	0	0	.000
2	McLemore, Hope	.000	5	1	0	1	0	0	0	0	0	0	.000	0	0	0	0	.000	0	0	0	0	4	12	3	.842
32	Jones, Kim	.000	2	2	0	0	0	0	0	0	0	0	.000	0	0	0	0	.000	0	0	0	0	6	34	3	.930
Totals		.231	52	52	1311	138	303	45	10	18	121	422	.322	142	14	378	3	.311	8	21	48	61	999	368	78	.946
Opponents		.305	52	52	1382	284	421	63	6	48	250	640	.463	154	19	244	3	.379	14	34	62	76	1044	380	45	.969

LOB - Team (320), Opp (325). DPs turned - Team (11), Opp (10). IBB - Team (3), Carden 3, Opp (8). Picked off - Mort 1.
(All games Sorted by Earned run avg)

Individual Pitching

#	Player	ERA	W	L	APP	GS	CG	SHO	CBO	SV	IP	H	R	ER	BB	SO	2B	3B	HR	AB	B/Avg	WP	HBP	BK	SFA	SHA
32	Jones, Kim	4.19	4	16	30	25	10	2	0	1	132.0	162	98	79	56	109	18	3	13	552	.293	5	10	0	4	15
2	McLemore, Hope	4.43	4	11	21	12	6	0	1	0	85.1	92	70	54	31	71	15	1	18	340	.271	2	6	3	5	9
30	McGuirt, Meg	5.10	3	10	25	13	2	0	0	0	71.1	96	69	52	51	46	22	0	7	297	.323	11	3	2	3	6
44	Cohen, Chelsea	6.57	2	2	17	2	1	0	1	0	43.2	69	46	41	15	18	7	2	10	189	.365	4	0	0	2	4
6	Summerford, Amand	10.50	0	0	1	0	0	0	0	0	0.2	2	1	1	1	0	1	0	0	4	.500	1	0	0	0	0
Totals		4.77	13	39	52	52	19	3	1	1	333.0	421	284	227	154	244	63	6	48	1382	.305	23	19	5	14	34
Opponents		1.97	39	13	52	52	29	16	5	3	348.0	303	138	98	142	378	45	10	18	1311	.231	23	14	7	8	21

PB - Team (8), Gee 5, Caldwell 3, Opp (10). Pickoffs - Team (0), Opp (1). SBA/ATT - Gee (62-76), McGuirt (24-30), Jones, K (23-26), McLemore (10-12), Cohen (5-8).



OVERALL SEC STATS

RECORD: 3-29 • HOME: 2-10 • AWAY: 1-13

Individual Hitting

#	Player	AVG	GP	GS	AB	R	H	2B	3B	HR	RBI	TB	SLG%	BB	HBP	SO	GDP	OB%	SF	SH	SB	ATT	PO	A	E	FLD%
22	Carden, Becca	.329	26	26	76	9	25	4	0	3	8	38	.500	9	1	22	0	.407	0	0	6	7	50	2	2	.963
4	Gee, Jayme	.263	26	26	57	0	15	3	0	0	3	18	.316	14	0	17	0	.397	2	0	0	0	103	13	3	.975
0	Rambo, Jennifer	.230	25	25	74	4	17	1	0	1	6	21	.284	4	0	23	0	.269	0	0	0	0	52	26	6	.929
20	Oprzedek, Chloe	.197	26	26	66	3	13	3	0	0	2	16	.242	2	0	17	1	.221	0	2	2	4	54	54	6	.947
28	Ketcher, Linnea	.275	21	16	40	4	11	0	0	0	0	11	.275	7	0	14	0	.383	0	3	1	2	26	0	4	.867
44	Cohen, Chelsea	.250	2	0	4	0	1	0	0	0	2	1	.250	0	0	1	0	.250	0	0	0	0	1	2	0	1.000
1	Burr, Macy	.240	19	9	25	1	6	0	0	0	1	6	.240	1	0	11	0	.269	0	1	1	1	14	1	1	.938
9	Martindale, Ashle	.200	18	7	20	5	4	0	0	0	0	4	.200	1	0	4	0	.238	0	2	0	1	6	0	2	.750
16	Geile, Amanda	.170	21	18	47	1	8	0	0	1	3	11	.234	1	1	19	0	.204	0	0	1	1	23	1	0	1.000
12	Breault, Courtney	.133	17	17	45	1	6	0	0	1	6	9	.200	7	1	8	0	.259	1	0	0	0	13	10	0	1.000
3	Mort, Tori	.111	17	8	18	4	2	0	0	0	0	2	.111	1	1	5	0	.200	0	0	3	4	9	1	0	1.000
14	Robison, Jessica	.105	22	14	38	1	4	0	0	0	1	4	.105	8	0	17	0	.261	0	0	0	0	15	26	6	.872
62	Caldwell, Amanda	.091	10	2	11	1	1	0	0	1	4	4	.364	0	1	7	0	.167	0	0	0	0	0	0	0	.000
5	Brewer, Stephanie	.082	19	18	49	0	4	0	0	0	0	4	.082	4	1	19	0	.167	0	0	0	0	85	4	3	.967
17	McGuirt, Layne	.043	11	9	23	0	1	0	0	0	0	1	.043	3	0	10	0	.154	0	0	1	1	17	4	0	1.000
29	Griffiths, Brittany	.000	12	12	22	2	0	0	0	0	1	0	.000	2	0	9	1	.083	0	2	0	1	12	16	3	.903
6	Summerford, Amanda	.000	7	1	3	1	0	0	0	0	0	0	.000	0	0	2	0	.000	0	0	0	0	0	0	1	.000
8	Wells, Lindsey	.000	4	1	2	0	0	0	0	0	0	0	.000	0	0	1	0	.000	0	0	0	0	2	0	0	1.000
21	Clark, Morgan	.000	1	0	1	0	0	0	0	0	0	0	.000	0	0	0	0	.000	0	0	0	0	0	0	0	.000
32	Jones, Kim	.000	1	1	0	0	0	0	0	0	0	0	.000	0	0	0	0	.000	0	0	0	0	4	15	1	.950
2	McLemore, Hope	.000	2	0	0	1	0	0	0	0	0	0	.000	0	0	0	0	.000	0	0	0	0	2	5	2	.778
Totals		.190	26	26	621	38	118	11	0	7	37	150	.242	64	6	206	2	.271	3	10	15	22	488	180	40	.944
Opponents		.327	26	26	676	160	221	32	4	30	147	351	.519	89	14	89	1	.410	12	21	43	52	521	185	18	.975

LOB - Team (145), Opp (164). DPs turned - Team (4), Opp (7). IBB - Team (3), Carden 3, Opp (1).
(Southeastern games only Sorted by Earned run avg)

Individual Pitching

#	Player	ERA	W	L	APP	GS	CG	SHO	CBO	SV	IP	H	R	ER	BB	SO	2B	3B	HR	AB	B/Avg	WP	HBP	BK	SFA	SHA
2	McLemore, Hope	4.91	0	7	10	7	3	0	0	0	45.2	56	43	32	15	24	9	1	12	183	.306	1	5	2	4	5
30	McGuirt, Meg	5.37	1	5	12	6	0	0	0	0	30.0	40	30	23	30	18	9	0	5	125	.320	6	1	1	2	3
32	Jones, Kim	5.46	1	10	16	13	4	0	0	1	66.2	92	62	52	34	42	9	2	8	279	.330	4	8	0	4	11
44	Cohen, Chelsea	7.47	1	1	9	0	0	0	0	0	19.2	31	24	21	9	5	4	1	5	85	.365	3	0	0	2	2
6	Summerford, Amand	10.50	0	0	1	0	0	0	0	0	0.2	2	1	1	1	0	1	0	0	4	.500	1	0	0	0	0
Totals		5.55	3	23	26	26	7	0	0	1	162.2	221	160	129	89	89	32	4	30	676	.327	15	14	3	12	21
Opponents		0.97	23	3	26	26	16	10	2	2	173.2	118	38	24	64	206	11	0	7	621	.190	7	6	3	3	10

PB - Team (3), Gee 3, Opp (3). SBA/ATT - Gee (43-52), McGuirt (14-18), Jones, K (14-16), McLemore (10-12), Cohen (5-6).





UNIVERSITY OF ARKANSAS



U OF A
RECORDS
HISTORY
REVIEW
THE TEAM
OPPONENTS
INTRO

OPPONENTS

RAZORBACK



SOFTBALL





2012 SCHEDULE

DATE	OPPONENT	SITE	TIME
Feb. 10-12	Baylor Tournament	Waco, Texas	All Day
Feb. 10	vs. Belmont		10 a.m.
Feb. 10	vs. UTA		1 p.m.
Feb. 11	vs. Iowa		10 a.m.
Feb. 11	vs. Baylor		12:30 p.m.
Feb. 12	vs. Wichita State		11 a.m.
Feb. 17-19	South Florida Tournamnet	Tampa, Fla.	All Day
Feb. 17	vs. Georgia Southern		1:15 p.m.
Feb. 18	vs. Drake		10:15 a.m.
Feb. 18	vs. USF		5 p.m.
Feb. 19	vs. Wisconsin		9 a.m.
Feb. 24-26	Arkansas Softball Tournament	FAYETTEVILLE	All Day
Feb. 24	vs. Northwestern State		3 p.m.
Feb. 24	vs. Tennessee State		5:30 p.m.
Feb. 25	vs. Jackson State		11:30 a.m.
Feb. 25	#2 seed vs. #3 seed		2:30 p.m.
Feb. 25	#1 seed vs. #4 seed		5 p.m.
Feb. 26	Third-place game		10 a.m.
Feb. 26	Championship game		12:30 p.m.
March 2	Drake	FAYETTEVILLE	5 p.m.
March 3-4	Woo Pig Classic	FAYETTEVILLE	All Day
March 3	vs. Butler		3 p.m.
March 3	vs. Drake		5:30 p.m.
March 4	vs. IUPUI		10:30 a.m.
March 4	#3 seed vs. #4 seed		1 p.m.
March 4	#1 seed vs. #2 seed		3:30 p.m.
March 7	OLE MISS * (DH)	FAYETTEVILLE	4/6 p.m.
March 9	South Carolina *	Columbia, S.C.	5 p.m.
March 10	South Carolina *	Columbia, S.C.	1 p.m.
March 11	South Carolina *	Columbia, S.C.	Noon
March 14	Missouri	FAYETTEVILLE	3 p.m.
March 16	TENNESSEE *	FAYETTEVILLE	7 p.m.
March 17	TENNESSEE *	FAYETTEVILLE	1 p.m.
March 18	TENNESSEE *	FAYETTEVILLE	1 p.m.
March 20	Murray State (DH)	FAYETTEVILLE	3/5 p.m.
March 23	FLORIDA *	FAYETTEVILLE	7 p.m.
March 24	FLORIDA *	FAYETTEVILLE	1 p.m.
March 25	FLORIDA *	FAYETTEVILLE	Noon
March 28	Tulsa	FAYETTEVILLE	4 p.m.
March 30	LSU *	Baton Rouge, La.	6 p.m.
March 31	LSU *	Baton Rouge, La.	4 p.m.
April 1	LSU *	Baton Rouge, La.	1 p.m.
April 6	MISSISSIPPI STATE *	FAYETTEVILLE	7 p.m.
April 7	MISSISSIPPI STATE * (DH)	FAYETTEVILLE	11 a.m./1 p.m.
April 11	Kentucky * (DH)	Lexington, Ky	3/5 p.m.
April 14	Tennessee-Martin	FAYETTEVILLE	1 p.m.
April 15	Tennessee-Martin	FAYETTEVILLE	1 p.m.
April 17	UMKC	FAYETTEVILLE	5 p.m.
April 20	Auburn *	Auburn, Ala.	6 p.m.
April 21	Auburn *	Auburn, Ala.	1 p.m.
April 22	Auburn *	Auburn, Ala.	1 p.m.
April 25	Tulsa	Tulsa, Okla.	4 p.m.
April 27	ALABAMA *	FAYETTEVILLE	7 p.m.
April 28	ALABAMA *	FAYETTEVILLE	1 p.m.
April 29	ALABAMA *	FAYETTEVILLE	1 p.m.
May 2	Missouri State	Springfield, Mo.	5 p.m.
May 5	Georgia * (DH)	Athens, Ga.	1:30/4 p.m.
May 6	Georgia *	Athens, Ga.	12:30 p.m.
May 10-12	SEC Tournament	Tuscaloosa, Ala.	TBA

Bold denotes home games

* Denotes Southeastern Conference event

All times are listed as Central and are subject to change.

INTRO

OPPONENTS

THE TEAM

REVIEW

HISTORY

RECORDS

U OF A



2012 OPPONENTS

Belmont

Feb. 10 Waco, Texas

Record vs. Arkansas First Meeting
2011 Record 11-38
Letter Winners Ret./ Lost 13/2
Location Nashville, Tenn.
Enrollment 5,936
Colors Navy Blue, Red, White
Conference Atlantic Sun
Home Park Rose Park
Head Coach Chris Kuhlmeier
Softball Contact Megan Wilson
Email megan.wilson@belmont.edu
Phone 615/460-6420
Press Box N/A
Web Site BelmontBruins.com

UTA

Feb. 10 Waco, Texas

Record vs. Arkansas 1-2
2011 Record 33-25
Letter Winners Ret./ Lost 15/2
Location Arlington, Texas
Enrollment 32,950
Colors Royal Blue and White (Orange trim)
Conference Southland Conference
Home Park Allan Saxe Field
Head Coach Debbie Hedrick
Softball Contact Kristyna Mancias
Email kmancias@uta.edu
Phone 817/272-2213
Press Box N/A
Web Site utamavs.com

Iowa

Feb. 11 Waco, Texas

Record vs. Arkansas 1-4
2011 Record 27-24
Letter Winners Ret./ Lost 14/2
Location Iowa City, Iowa
Enrollment 30,328
Colors Black and Gold
Conference Big Ten
Home Park Bob Pearl Softball Field
Head Coach Marla Looper
Softball Contact James Allan
Email james-allan@uiowa.edu
Phone 319/335-9411
Press Box 319/335-9296
Web Site hawkeyesports.com

Baylor

Feb. 11 Waco, Texas

Record vs. Arkansas 1-0
2011 Record 47-15
Letter Winners Ret./ Lost 12/5
Location Waco, Texas
Enrollment 14,614
Colors Green and Gold
Conference Big 12
Home Park Gettman Stadium
Head Coach Glenn Moore
Softball Contact Kyle Cornish
Email kyle_cornish@baylor.edu
Phone 254/710-3065
Press Box 254/710-1045
Web Site baylorbears.com

Wichita State

Feb. 12 Waco, Texas

Record vs. Arkansas 3-4
2011 Record 20-37
Letter Winners Ret./ Lost 11/4
Location Wichita, Kan.
Enrollment 15,100
Colors Black and Yellow
Conference Missouri Valley
Home Park Wilkins Stadium
Head Coach Kristi Bredbenner
Softball Contact Brett Damaskos
Email bdamaskos@goshockers.com
Phone 316/978-3251
Press Box 316/978-3543
Web Site goshockers.com

Georgia Southern

Feb. 17 Tampa, Fla.

Record vs. Arkansas 0-2
2011 Record 28-29
Letter Winners Ret./ Lost 13/4
Location Statesboro, Ga.
Enrollment 19,691
Colors Blue and White
Conference Southern
Home Park Eagle Field
Head Coach Annie Smith
Softball Contact AJ Henderson
Email N/A
Phone 912/478-5376
Press Box N/A
Web Site georgiasoutherneagles.com

Drake

Feb 18, March 2,3

Record vs. Arkansas 3-5
2011 Record 34-21
Letter Winners Ret./ Lost 10/4
Location Des Moines, Iowa
Enrollment 5,668
Colors Blue and White
Conference Missouri Valley
Home Park Ron Buel Field
Head Coach Rich Calvert
Softball Contact Brock Ascher
Email brock.ascher@drake.edu
Phone 515/271-3740
Press Box N/A
Web Site godrakebulldogs.com

USF

Feb. 18 Tampa, Fla.

Record vs. Arkansas 3-1
2011 Record 33-21
Letter Winners Ret./ Lost 18/2
Location Tampa, Fla.
Enrollment 47,122
Colors Green and Gold
Conference BIG EAST
Home Park USF Softball Park
Head Coach Ken Erikson
Softball Contact Kevin Solan
Email ksolan1@usf.edu
Phone 813/974-7099
Press Box N/A
Web Site GoUSFBulls.com

Wisconsin

Feb. 19 Tampa, Fla.

Record vs. Arkansas 1-1
2011 Record 30-23
Letter Winners Ret./ Lost 14/3
Location Madison, Wis.
Enrollment 42,090
Colors Cardinal and White
Conference Big Ten
Home Park Goodman Softball Complex
Head Coach Yvette Healy
Softball Contact Anna Poulter-Henderickson
Email AP2@athletics.wisc.edu
Phone 608/262-1866
Press Box 608/265-0750
Web Site UWBadgers.com





2012 OPPONENTS

INTRO

OPPONENTS

THE TEAM

REVIEW

HISTORY

RECORDS

U OF A

Northwestern State

Feb. 24 Fayetteville, Ark.

Record vs. Arkansas	6-4
2011 Record	34-25
Letter Winners Ret./ Lost	14/3
Location	Natchitoches, La.
Enrollment	9,247
Colors	Purple, White and Orange trim
Conference	Southland
Home Park	The Demon Diamond
Head Coach	Donald Pickett
Softball Contact	Robbie Kleinmuntz
Email	Kleinmuntz@nsula.edu
Phone	318/357-6297
Press Box	318/357-4442
Web Site	nsudemons.com

Butler

March 3 Fayetteville, Ark.

Record vs. Arkansas	0-1
2011 Record	32-24
Letter Winners Ret./ Lost	14/4
Location	Indianapolis, Ind.
Enrollment	4,200
Colors	Blue and White
Conference	Horizon League
Home Park	Butler Softball Field
Head Coach	Scott Hall
Softball Contact	Jim McGrath
Email	jmcgrath@butler.edu
Phone	317/940-9414
Press Box	N/A
Web Site	Butlersports.com

South Carolina

March 9-11 Columbia, S.C.

Record vs. Arkansas	25-13
2011 Record	26-30
Letter Winners Ret./ Lost	18/4
Location	Columbia, S.C.
Enrollment	29,957
Colors	Garnet and Black
Conference	SEC (Eastern)
Home Park	Beckham Field
Head Coach	Beverly Smith
Softball Contact	
Email	
Phone	803/777-8017
Press Box	803/777-8428
Web Site	gamecocksonline.com

Tennessee State

Feb. 24 Fayetteville, Ark.

Record vs. Arkansas	First Meeting
2011 Record	11-43
Letter Winners Ret./ Lost	11/4
Location	Nashville, Tenn.
Enrollment	9,024
Colors	Royal Blue and White
Conference	Ohio Valley
Home Park	Tiger Field
Head Coach	Jeff Dabney
Softball Contact	Zekeya Anderson
Email	zanderson01@tnstate.edu
Phone	615/963-1867
Press Box	615/963-1883
Web Site	tsutigers.com

IUPUI

March 4 Fayetteville, Ark.

Record vs. Arkansas	First Meeting
2011 Record	15-32
Letter Winners Ret./ Lost	13/2
Location	Indianapolis, Ind.
Enrollment	30,383
Colors	Red, Gold and Black
Conference	The Summit League
Home Park	IUPUI Softball Complex
Head Coach	Maggie Calcaterra
Softball Contact	Jim Berry
Email	jmberry@iupui.edu
Phone	317/274-0609
Press Box	N/A
Web Site	iupijags.com

Missouri

March 14 Fayetteville, Ark.

Record vs. Arkansas	5-2
2011 Record	53-10
Letter Winners Ret./ Lost	11/9
Location	Columbia, Mo.
Enrollment	33,805
Colors	Old Gold and Black
Conference	Big 12
Home Park	University Field
Head Coach	Ehren Earleywine
Softball Contact	Steven Keers
Email	KeersS@missouri.edu
Phone	573/882-3241
Press Box	573/884-2971
Web Site	MUTigers.com

Jackson State

Feb. 25 Fayetteville, Ark.

Record vs. Arkansas	First Meeting
2011 Record	26-22
Letter Winners Ret./ Lost	16/2
Location	Jackson, Miss.
Enrollment	8,699
Colors	Blue and White
Conference	Southwestern
Home Park	JSU Stadium
Head Coach	Rick Fremin
Softball Contact	Wesley Peterson
Email	wesley.peterson@jsums.edu
Phone	601/979-5899
Press Box	N/A
Web Site	jsutigers.cstv.com

Ole Miss

March 7 (DH) Fayetteville, Ark.

Record vs. Arkansas	17-28
2011 Record	14-39
Letter Winners Ret./ Lost	14/4
Location	Oxford, Miss.
Enrollment	20,824
Colors	Cardinal Red and Navy Blue
Conference	SEC (Western)
Home Park	Ole Miss Softball Complex
Head Coach	Windy Thees
Softball Contact	Daniel Snowden
Email	desnowe@olemiss.edu
Phone	662/915-7522
Press Box	662/915-7851
Web Site	OleMissSports.com

Tennessee

March 16-18 Fayetteville, Ark.

Record vs. Arkansas	29-11
2011 Record	49-12
Letter Winners Ret./ Lost	15/1
Location	Knoxville, Tenn.
Enrollment	27,523
Colors	Orange and White
Conference	SEC (Eastern)
Home Park	Sherri Parker Lee Stadium
Head Coach	Ralph and Karen Weekly
Softball Contact	Brian Davis
Email	bdavis16@utk.edu
Phone	856/974-7478
Press Box	N/A
Web Site	utladyvols.com





2012 OPPONENTS

Murray State

March 20 (DH) Fayetteville, Ark.

Record vs. Arkansas	First Meeting
2011 Record	24-28
Letter Winners Ret./ Lost	9/5
Location	Murray, Ky.
Enrollment	10,558
Colors	Blue and Yellow
Conference	Ohio Valley
Home Park	Racer Field
Head Coach	Jay Pyron
Softball Contact	Ryan Haage
Email	rhaage@murraystate.edu
Phone	270/809-7051
Press Box	N/A
Web Site	goracers.com

Florida

March 23-25 Fayetteville, Ark.

Record vs. Arkansas	29-11
2011 Record	56-13
Letter Winners Ret./ Lost	9/5
Location	Gainesville, Fla.
Enrollment	52,271
Colors	Orange and Blue
Conference	SEC (Eastern)
Home Park	Katie Seashole Pressly
Head Coach	Tim Walton
Softball Contact	Kelly Reynolds
Email	KellyR@gators.ufl.edu
Phone	352/375-4683
Press Box	352/379-2810
Web Site	GatorZone.com

Tulsa

March 28, April 25

Record vs. Arkansas	7-10
2011 Record	46-15
Letter Winners Ret./ Lost	10/3
Location	Tulsa, Okla.
Enrollment	4,165
Colors	Old Gold, Royal Blue, Crimson
Conference	Conference USA
Home Park	Donna Hardesty Sports
Head Coach	John Bargfeld
Softball Contact	Eric Hollier
Email	Eric-Hollier@utulsa.edu
Phone	918/631-2492
Press Box	918/631-5426
Web Site	TulsaHurricane.com

LSU

March 30- April 1 Baton Rouge, La.

Record vs. Arkansas	42-8
2011 Record	40-18
Letter Winners Ret./ Lost	16/3
Location	Baton Rouge, La.
Enrollment	28,771
Colors	Purple and Gold
Conference	SEC (Western)
Home Park	Tiger Park
Head Coach	Beth Torina
Softball Contact	Matt Dunaway
Email	mdunaway@lsu.edu
Phone	225/578-1869
Press Box	225/578-0155
Web Site	LSUsports.com

Mississippi State

April 6, 7 Fayetteville, Ark.

Record vs. Arkansas	29-23
2011 Record	24-32
Letter Winners Ret./ Lost	15/3
Location	Starkville, Miss.
Enrollment	20,424
Colors	Maroon and White
Conference	SEC (Western)
Home Park	MSU Softball Field
Head Coach	Vann Stuedeman
Softball Contact	Kyle Niblett
Email	Kniblett@athletics.msstate.edu
Phone	662/325-7556
Press Box	662/325-7546
Web Site	MStateAthletics.com

Kentucky

April 11 (DH) Lexington, Ky.

Record vs. Arkansas	15-26
2011 Record	40-16
Letter Winners Ret./ Lost	15/4
Location	Lexington, Ky
Enrollment	28,000
Colors	Blue and White
Conference	SEC (Eastern)
Home Park	UK Softball Complex
Head Coach	Rachel Lawson
Softball Contact	Deb Moore
Email	deb.moore@uky.edu
Phone	859/257-8506
Press Box	N/A
Web Site	UKAthletics.com

Tennessee-Martin

April 14-15 Fayetteville, Ark.

Record vs. Arkansas	First Meeting
2011 Record	34-24
Letter Winners Ret./ Lost	12/
Location	Martin, Tenn.
Enrollment	7,913
Colors	Navy Blue and Orange
Conference	Ohio Valley
Home Park	Bettye Giles Softball Field
Head Coach	Donely Canary
Softball Contact	Joe Lofaro
Email	jlofaro@utm.edu
Phone	731/881-7632
Press Box	N/A
Web Site	utmsports.com

UMKC

April 17 Fayetteville, Ark.

Record vs. Arkansas	1-1
2011 Record	38-16
Letter Winners Ret./ Lost	13/3
Location	Kansas City, Mo.
Enrollment	14,221
Colors	Blue and Gold
Conference	The Summit League
Home Park	Loyola Park
Head Coach	Meredith Smith
Softball Contact	Nik Busch
Email	buschns@umkc.edu
Phone	816/235-6618
Press Box	N/A
Web Site	UMCKKangaroos.com

Auburn

April 20-22 Auburn, Ala.

Record vs. Arkansas	25-20
2011 Record	40-19
Letter Winners Ret./ Lost	18/3
Location	Auburn, Ala.
Enrollment	24,602
Colors	Burnt Orange and Navy Blue
Conference	SEC (Western)
Home Park	Jane B. Moore Field
Head Coach	Tina Deese
Softball Contact	Bob Grant
Email	grantrs@auburn.edu
Phone	334/844-9810
Press Box	334/844-5232
Web Site	AuburnTigers.com





2012 OPPONENTS

Alabama

April 27-29 Fayetteville, Ark.

Record vs. Arkansas 41-7
 2011 Record 53-11
 Letter Winners Ret./ Lost 15/2
 Location Tuscaloosa, Ala.
 Enrollment 31,747
 Colors Crimson and White
 Conference SEC (Western)
 Home Park Alabama Softball Complex
 Head Coach Patrick Murphy
 Softball Contact Skip Powers
 Email spowers@ia.ua.edu
 Phone 205/348-6734
 Press Box 205/348-0909
 Web Site RollTide.com

Missouri State

May 2 Springfield, Mo.

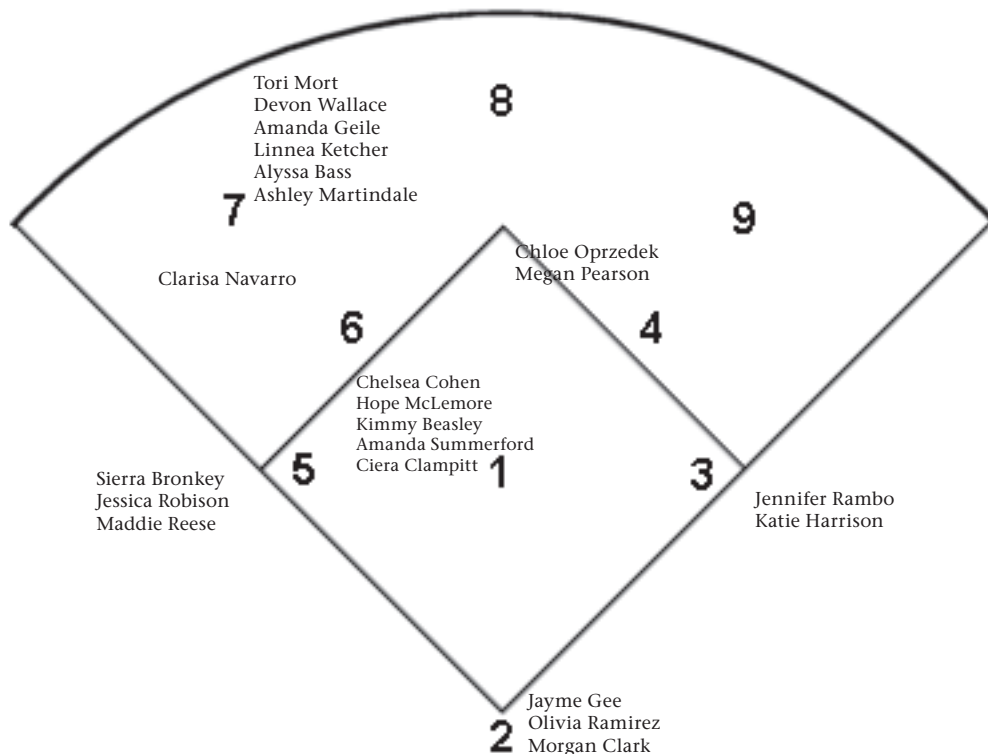
Record vs. Arkansas 18-14
 2011 Record 30-25
 Letter Winners Ret./ Lost 13/4
 Location Springfield, Mo.
 Enrollment 23,092
 Colors Maroon and White
 Conference Missouri Valley
 Home Park Killian Softball Stadium
 Head Coach Holly Heese
 Softball Contact Tim Bohn
 Email TBohn@missouristate.edu
 Phone 417/836-4586
 Press Box N/A
 Web Site MissouriStateBears.com

Georgia

May 5, 6 Athens, Ga.

Record vs. Arkansas 26-11
 2011 Record 51-14
 Letter Winners Ret./ Lost 11/11
 Location Athens, Ga.
 Enrollment 34,677
 Colors Red and Black
 Conference SEC (Eastern)
 Home Park UGA Softball Complex
 Head Coach Lu Harris-Champer
 Softball Contact Tanner Tedeshi
 Email tannert@SPORTS.UGA.EDU
 Phone 706/542-7993
 Press Box 706/425-3362
 Web Site georgiadogs.com

Position-by-Position





SEC info



MEET THE RAZORBACKS

RAZORBACK



SOFTBALL



INTRO

OPPONENTS

THE TEAM

REVIEW

HISTORY

RECORDS

U OF A



UNIVERSITY OF ARKANSAS



SENIORS

RAZORBACK



SOFTBALL



JESSICA ROBISON

TORI MORT

INTRO
OPPONENTS
THE TEAM
REVIEW
HISTORY
RECORDS
U OF A



TORI MORT

#3 -- OF -- SENIOR -- CLAREMORE, OKLA.
OWASSO HS

2011: Tori Mort started in 26 games for the Razorbacks in 2011. Appearing most often in right field, she had 72 putouts with just one error. Mort combined for 14 runs and 10 RBI off 20 hits on the season with a .294 batting average. She picked up her first career home run against Texas Southern (Feb. 25) at the Holiday Inn Emerald Beach Islander Classic in Corpus Christi, Texas. She entered as a pinch hitter for the home run, giving her three RBI and lifting the Razorbacks to a 14-4 win over the Tigers. She helped the Razorbacks break the single-game record in the first game of the year with one of the five triples against Prairie View

A&M (Feb. 11). She had three runs and an RBI in that game, helping Arkansas to the five inning, 16-0 win. Mort went 3-for-4 against Sam Houston State (Feb. 12). She had three base hits, including a double to center and three RBI in the 6-5 victory over SHSU. A broken hand pulled Mort from her spot in the outfield after game one of the series against No. 1 Alabama. Used as a pinch runner after that, Mort finished the season with six stolen bases. In the Razorbacks game against No. 3 Georgia (April 23), Mort collected a stolen base and a run, helping the Razorbacks to beat the third-ranked SEC foe.

2010: Mort appeared in 52 games as a sophomore with 26 starts in right field. She went 2-for-3 with a run scored against Central Florida. Mort went 1-for-1 at the plate after coming in as a defensive replacement against Mississippi State on March 27. Mort made six starts in conference play, including an eighth-inning run off a sacrifice fly to give the Razorbacks a 3-2 victory over Georgia (April 2). Mort collected a double and scored twice in the series against Florida. She went 2-for-5 in three games against LSU and batted .286 against Alabama with a run scored. Strong defensively, Mort committed only one error in 19 chances to finish the season with a .977 fielding percentage.

2009: Spending all but two games at the No. 2 spot in the lineup, Mort finished the season with 23 runs scored. In the season opener against Southern Miss, she collected a pair of hits, two sacrifices, an RBI and one run. She tied for the team lead with nine sacrifice hits during the season. Mort picked up her lone home run of the season against Ball State, an inside-the-park hit that proved to be the difference as the only run scored in the game. She tied for second on the team with 10 multi-hit games, including a season-high three hits in a midweek matchup against Missouri State. She posted two hits, two RBI and two runs scored in the second game of Arkansas' doubleheader against South Carolina, helping the team to a sweep of the conference opener. Against No. 13 Oklahoma, Mort scored the game-tying run in the top of the sixth to spark the five-run inning for the Razorbacks.

HIGH SCHOOL: Mort was a three-year starter and four-year letter-winner at Owasso High School. Her team finished top-5 in the state during each of her four years with the Rams. She earned all-conference honors three times and was an all-region and all-state pick during her senior season. She owned a .362 career batting average with 150 hits and just three errors.

PERSONAL: Born July 12, 1990, she is the daughter of Tim and Angela Mort. She has two siblings, Lance and Callie. Mort is majoring in sports management. She was named to the SEC's Spring Honor Rolls from 2010-11. In 2009, Mort was named to the SEC Freshman Academic Honor Roll.



Mort's Career Stats

Year	avg	gp-gs	ab	r	h	2b	3b	hr	rbi	tb	skg%	bb	hbp	so	gdp	ob%	sf	sh	sb-att	po	a	e	fld%
2009	.236	56-55	157	23	37	3	1	1	8	45	.287	18	0	43	0	.314	0	9	5-6	64	3	3	.957
2010	.179	52-26	84	14	15	1	0	0	0	16	.190	3	0	14	0	.207	0	2	1-2	39	3	1	.977
2011	.294	42-26	68	14	20	2	1	1	10	27	.397	6	1	15	0	.360	0	2	6-7	23	2	1	.962
Total	.233	150-107	309	51	72	6	2	2	18	88	.285	27	1	72	0	.297	0	13	12-15	126	8	5	.964



JESSICA ROBISON

#14 -- IF -- SENIOR -- OWASSO, OKLA.
OWASSO HS

2011: Jessica Robison claimed the starting third base position in 20 games during the 2011 season. She ended her junior season with six hits and three RBI and career highs of 28 putouts and 36 assists. In the final Southeastern Conference game of the season against No. 6/5 Tennessee, Robison came to the plate with two outs and bases loaded when she took 12 pitches from Ivy Renfro in order to get the base on balls and bring home the Razorbacks solo run of the game. She had one multi-hit game on the year against South Carolina (April 16). She went 2-for-4 with two base hits, helping the Razorbacks to a 2-1 win over the Gamecocks.

2010: Robison appeared in 27 games with 13 starts as a sophomore for Arkansas. All 13 of Robison's starts came at third base. Her solo home run with two outs in the bottom of the sixth inning gave the Razorbacks a 2-1 edge over Iowa at the Metrodome Classic (Feb. 12). She went 1-for-3 with a double against Drake the following day. Robison had a pinch-hit single in Arkansas' 11-6 win over Mississippi State on March 27. She also added a single in a pinch-hit appearance against Memphis.



2009: Robison appeared in 18 games with three starts in her first season. Against Wisconsin-Green Bay, Robison knocked a three-run shot to center field to end the Razorbacks' 8-0 win during the Metrodome Classic. Her second home run of the season also came in dramatic fashion, a grand slam against Oklahoma State in the top of the fifth to complete Arkansas' rally to tie the score after trailing 6-0. Later in the season, Robison scored another run against Oklahoma State during the Border War.

HIGH SCHOOL: At Owasso High School, Robison set several school records including hits (165), doubles (47), home runs (16), RBI (115) and career batting average (.431). A four-year starter, she was an all-metro and all-conference selection three times. During her senior year, she also earned all-region and all-state honors.

PERSONAL: Born April 18, 1990, she is the daughter of Robert and Marlene Robison. Her father played baseball at the University of Oklahoma and her older sister, Brittany, is a former member of the Razorback softball team. Robison is majoring in kinesiology. She was named to the SEC's Spring Honor Rolls from 2010-11. She earned a spot on the 2009 SEC Freshman Academic Honor Roll.

Robison's Career Stats

Year	avg	gp-gs	ab	r	h	2b	3b	hr	rbi	tb	skg%	bb	hbp	so	gdp	ob%	sf	sh	sb-att	po	a	e	fld%
2009	.200	18-3	20	4	4	0	0	2	7	10	.500	1	1	9	0	.273	0	0	0-0	0	2	0	1.000
2010	.136	27-13	44	4	6	1	0	1	2	10	.227	8	0	17	0	.269	0	0	0-1	8	18	1	.963
2011	.105	35-21	57	2	6	2	0	0	3	8	.140	14	0	26	0	.282	0	0	0-0	28	36	10	.865
Total	.132	80-37	121	10	16	3	0	3	12	28	.231	23	1	52	0	.276	0	0	0-1	36	56	11	.893



JUNIORS

RAZORBACK  SOFTBALL

INTRO

OPPONENTS

THE TEAM

REVIEW

HISTORY

RECORDS

U OF A

31

AMANDA SUMMERFORD

ANDREA SULLIVAN

MORGAN CLARK

HOPE MCLEMORE

LINNEA KETCHER

CHELSEA COHEN



MORGAN CLARK

**#21 -- C -- JUNIOR -- FARMINGTON, ARK.
(FARMINGTON HS)**

2011: Morgan Clark made one appearance in her sophomore season as a Razorback. As a pinch hitter in game two of the doubleheader against Ole Miss (March 23), Clark helped the Razorbacks to a 7-6 win over the Rebels for the first conference victory of the 2011 season.

2010: Clark saw action in one game for Arkansas as a freshman. Her lone appearance came as a pinch hitter when the Razorbacks defeated Memphis 6-1 in Sherwood, Ark.

HIGH SCHOOL: Clark joined the Arkansas softball team from Farmington High School after three years as a starter. She was a three-time selection to the all-conference first team and earned a conference catching award as a senior. As a sophomore and senior, Clark was a member of the Cardinals squad that advanced to the state semifinal game. Farmington went undefeated and claimed three conference championships with Clark in the starting lineup. She was involved with National Honor Society, Future Farmers of America and student council.



PERSONAL: Born May 5, 1991, she is the only daughter of Ricky and Stella Clark. She is majoring in math and plans to pursue a career as a high school math teacher and coach. Clark was named to the SEC Spring Honor Roll in 2011.

Clark's Career Stats

Year	avg	gp-gs	ab	r	h	2b	3b	hr	rbi	tb	skg%	bb	hbp	so	gdp	ob%	sf	sh	sb-att	po	a	e	fld%
2010	.000	1-0	1	0	0	0	0	0	0	0	.000	0	0	1	0	.000	0	0	0-0	0	0	0	.000
2011	.000	1-0	1	0	0	0	0	0	0	0	.000	0	0	0	0	.000	0	0	0-0	0	0	0	.000
Total	.000	2-0	2	0	0	0	0	0	0	0	.000	0	0	1	0	.000	0	0	0-0	0	0	0	.000



CHELSEA COHEN

**#44 -- RHP -- JUNIOR -- SPARKS, NEV.
(REED HS)**

2011: Chelsea Cohen pitched 43.2 innings in her sophomore season for Arkansas. She made 17 appearances with two starts in the circle and started one game in the designated player spot. She picked up her first win over Texas Southern (Feb. 25) at the Holiday Inn Emerald Beach Islander Classic in Corpus Christi, Texas. She worked six complete innings and helped the Razorbacks to a 14-4 win over TSU. In game two of the doubleheader at Ole Miss (March 23), Cohen picked up her second win of the season in a 7-6 victory over the Rebels. Cohen came in as a relief pitcher in the second inning and pulled the Razorbacks out of a bases loaded, no outs situation. She worked 5.1 innings in the circle and walked just two batters. She made her first plate appearance of the season with a two-RBI single up the left side.

2010: Cohen made six starts inside the circle for the Razorbacks and posted a 3-2 record with a 5.08 ERA. In 41.1 innings pitched, she allowed 46 hits, 30 earned runs and struck out nine. She also made eight appearances in relief. Cohen got the win in her first collegiate start on Feb. 27 against Iowa. She allowed just one earned run on seven hits with one strikeout in six her innings in the circle. She added another win against Tulsa as she limited the Golden Hurricane to two hits over seven innings. Cohen made seven appearances in SEC play, including starts against Georgia, LSU and Alabama. Against the Tigers, Cohen took the loss despite allowing only three runs on seven hits through 9-2/3 innings.

HIGH SCHOOL: Cohen joined Arkansas softball after earning all-state honors three times. In her first high school start for the Reed High School Raiders, she pitched a nine-inning, no-hitter and struck out 15 batters in a 1-0 win. She finished her freshman year with a 1.56 ERA and 120 strikeouts in 99 innings pitched. As a sophomore, she carried a 1.87 ERA and threw seven shutouts while striking out 165. She helped her team to finish second at the Oklahoma 4A State Championships in her junior year. Cohen was also a four-year letter-winner in volleyball. She was involved with student council and the Reed Mentoring program.

PERSONAL: Born May 25, 1991, she is the daughter of Todd and Heidi Cohen. She has two older brothers, Cody and Calder. Cohen is majoring in hotel/restaurant management and hospitality.



Cohens Career Stats

Year	era	w-l	app	gs	cg	sho	sv	ip	h	r	er	bb	so	2b	3b	hr	bf	bavg	wp	hbp	bk	sfa	sha
2010	5.08	3-2	14	6	2	0/0	0	41.1	46	32	30	14	9	5	1	9	184	.282	2	2	1	2	3
2011	6.57	2-2	17	2	1	0/1	0	43.2	69	46	41	15	18	7	2	10	210	.365	4	0	0	2	4
Totals	5.85	5-4	31	8	3	0/1	0	85.0	115	78	71	29	27	12	3	19	394	.327	6	2	1	4	7



LINNEA KETCHER

**#28 -- OF -- JUNIOR -- WEST JORDAN, UTAH
(WEBER STATE), (WEST JORDAN HS)**

2011: Ketcher joined the Razorbacks after transferring from Weber State after her freshman season. She started 34 games for Arkansas and held the third highest batting average on the team with .292. The sophomore had eight stolen bases on the season and tallied 11 runs on her 28 hits. She had an outstanding game against No. 5 Michigan at the USF Under Armour Invitational when she went 3-for-3 at the plate with three base hits and two stolen bases against Big Ten Pitcher of the Year Jordan Taylor. Ketcher accounted for three of the Razorbacks six hits against the Wolverines. In Southeastern Conference play, Ketcher had 11 hits with a .275 batting average and four runs. In the Razorbacks win over South Carolina (April 16), she had three hits on four at bats and scored one run in the 2-1 win. She tallied six multi-hit games and two games with two or more RBI.



PRIOR TO ARKANSAS: Ketcher joined the Razorback softball program after one year at Weber State in Ogden, Utah. Ketcher held the Pacific Coast Conference record for stolen bases in a single game (4), was second for stolen bases in a season (18) and was one of two unanimously selected to the first team all-conference for her efforts. Ketcher had a .500 hitting average during conference play which led the PCC during the 2010 season. She finished the season with a .395 batting average to lead the Wildcats and rank third in the conference.

HIGH SCHOOL: Ketcher was a three-year starter for Copper Hills High School in West Jordan, Utah. She broke the state record for most consecutive hits (10), hits in a single season (54), most singles in a season (49), hits in a game (5) and singles in a game (5). Ketcher led her high school team in batting average, stolen bases as well as on base percentage. She was a four-year letterwinner and was named all-region three years. She was a 5A all-state selection as a junior and senior, played in the Utah all-star senior game and was most valuable offensive player as a junior and most valuable player overall in her senior season. Ketcher helped her club team, the Utah Red Hots to finish ninth at nationals in 2009.

PERSONAL: Born Jan. 9, 1991, she is the daughter of Stan and Michelle Ketcher. She has three siblings; Erica, Jon and Rob. Her grandfather, Jim Ketcher is a former professional baseball player. She is majoring in dietetics. Ketcher was named to the 2011 SEC Spring Honor Roll.

Ketcher's Career Stats

Year	avg	gp-gs	ab	r	h	2b	3b	hr	rbi	tb	skg%	bb	hbp	so	gdp	ob%	sf	sh	sb-att	po	a	e	fld%
2011	.292	42-34	96	11	28	0	1	0	5	30	.313	10	0	30	0	.358	0	4	8-10	43	0	5	.896
Total	.292	42-34	96	11	28	0	1	0	5	30	.313	10	0	30	0	.358	0	4	8-10	43	0	5	.896



HOPE McLEMORE

**#2 -- RHP -- JUNIOR -- RINGLING, OKLA.
(RINGLING HS)**

2011: Hope McLemore capped off her sophomore season with 12 starts in the circle. She finished the season with a 4-11 record and pitched six complete games for the Razorbacks. She had a season high of nine strikeouts on the season against East Tennessee State (March 5), leading the Razorbacks to a 4-2 win over the Bucs. She combined for 85.1 innings pitched and tallied 71 strikeouts during the 2011 season. McLemore had seven starts and three complete games during SEC play, including an 11 inning battle against No. 24 Kentucky in the opening week of league play. McLemore had just two strikeouts, but held the score at two apiece until the 11th inning. She finished the season at a 4.43 ERA. McLemore made four appearances as a pinch runner for the Razorbacks as well during the year. She scored her first run of her career as a pinch runner against Mississippi State (March 20) when senior Amanda Caldwell hit a grand slam in the top of the fourth.

2010: McLemore was the team's No. 1 starter in the circle and came away with a 14-13 record holding a team-best 3.01 ERA and 140 strikeouts in 153.2 innings. She made 35 appearances, including 25 starts. McLemore made her collegiate debut against Iowa (Feb. 12), picking up a win after allowing one unearned run on four hits with 10 strikeouts. She would repeat the 10-strikeout performance against Drake and Georgia. McLemore recorded her first save in that game as well. She worked back-to-back shutouts against Buffalo and Nebraska, the first two of her career. McLemore registered a season-high 12 strikeouts against Louisiana Tech at Bogle Park on March 13. To open SEC play, she collected a win and a save against South Carolina as the Razorbacks swept a double header against the Gamecocks. She allowed three earned runs on eight hits in seven innings to pick up her first SEC conference win. McLemore started 14 games against conference opponents. She was named SEC Freshman for the Week on April 12 after picking up a win in the series-opener against No. 8 Georgia. McLemore teamed up with fellow pitcher Layne McGuirt to hurl 12 scoreless innings as the Razorbacks swept a double header against Ole Miss.

HIGH SCHOOL: McLemore was a vital piece of the Ringling High School run to the 2008 Oklahoma 2A State Championship. In the title game, she had a 16-strikeout, shutout performance in the circle and scored the only run of the game. McLemore was selected a member of the all-state team. Following her senior season, McLemore was honored with the Ferguson Jenkins Award, which is given to the top-5 baseball and softball players in the state of Oklahoma. During her prep career, she was a three-time all-area pitcher of the year and a four-time member of the All-Area All Star Team. McLemore compiled a career 115-24 record with a 0.45 ERA and 1,500 strikeouts. She also lettered in basketball and cheerleading. McLemore was named a National AP Scholar and was FFA President along with Student Council Vice President.

PERSONAL: Born Nov. 20, 1990, she is the daughter of Terry and Elizabeth McLemore. She has an older brother named Terel. McLemore is majoring in health science/pre-med. She was named to the SEC Spring Honor Roll in 2011.



McLemore's Career Stats

Year	era	w-l	app	gs	cg	sho	sv	ip	h	r	er	bb	so	2b	3b	hr	bf	bavg	wp	hbp	bk	sfa	sha
2010	3.01	14-13	35	25	12	4/1	3	153.2	151	78	66	56	140	21	2	20	676	.256	9	12	1	5	12
2011	4.43	4-11	21	12	6	0/1	0	85.1	92	70	54	31	71	15	1	18	391	.271	2	6	3	5	9
Total	3.51	18-24	56	37	18	4/2	3	239.0	243	148	120	87	211	36	3	38	1067	.261	11	18	4	10	21



ANDREA SULLIVAN


#17 -- IF -- JUNIOR -- HAMPTON, GA.

(CHIPOLA JC) (LUELLA HS)

BEFORE ARKANSAS: A home run threat at the plate, Sullivan belted 18 long balls for Chipola College as a sophomore in 2011. She averaged .393 at the plate, recording 68 hits and 62 RBI and was named to the 2011 Louisville Slugger/NFCA NJCAA Division I All-America first team. She helped power the Lady Indians Sullivan was honored to the All-FCSAA first team and was an All-Panhandle Conference selection. As a freshman, Sullivan batted .320 with seven home runs, 49 hits and 39 RBI. She was an astute fielder in her Chipola career, recording .963 and .962 fielding percentages in her freshman and sophomore years, respectively.

PERSONAL: Born May 26, 1991, she is the daughter of Mark and Susan Sullivan. She has one sister, Amanda. Sullivan is majoring kinesiology.





AMANDA SUMMERFORD

**#6 -- OF -- JUNIOR -- FAYETTEVILLE, ARK.
(FAYETTEVILLE HS)**

2011: Amanda Summerford capped off her sophomore campaign with one start and six appearances for the Razorbacks. Used primarily as a pinch runner, the sophomore plated three runs for Arkansas, including one in the 14-4 win over Texas Southern (Feb. 25) and another in the 5-2 victory against Rutgers (Feb. 26) at the Holiday Inn Emerald Beach Islander Classic in Corpus Christi, Texas. Summerford made her debut as a Razorback pitcher in game two of the weekend series against No. 1 Alabama. She pitched 0.2 innings to get Arkansas out of the inning.

2010: Summerford saw action in 36 games as a pinch runner for the Razorbacks during her freshman campaign. She scored 12 runs throughout the season including eight against SEC opponents.

HIGH SCHOOL: Summerford was a pitcher from Fayetteville High School and helped lead the Bulldogs to the 7A West Conference Championship and a runner-up result at the 2008 Arkansas 7A State Tournament. Summerford was named to the 2008 Louisville Slugger/NFCA High School All-South Central second team. As a sophomore, Summerford was the Arkansas Gatorade Player of the Year after leading Fayetteville to the 2007 Arkansas 7A State Championship, the second state title of her career; the Bulldogs were the 2006 Arkansas 5A State champions. She was a two-time all-state honoree and has twice been named to the all-conference first team.

PERSONAL: Born June 17, 1991, she is the daughter of Joe and Lisa Summerford. She has an older brother, Josh. Summerford is majoring in kinesiology and plans to attend graduate school to become a pediatric physical therapist.



Summerford's Career Stats

Year	avg	gp-gs	ab	r	h	2b	3b	hr	rbi	tb	skg%	bb	hbp	so	gdp	ob%	sf	sh	sb-att	po	a	e	fld%
2010	.000	36-0	0	12	0	0	0	0	0	0	.000	1	0	0	0	1.000	0	0	0-0	0	0	0	.000
2011	.000	12-1	3	3	0	0	0	0	0	0	.000	0	0	2	0	.000	0	0	0-0	0	0	1	.000
Total	.000	48-1	3	15	0	0	0	0	0	0	.000	1	0	2	0	.250	0	0	0-0	0	0	1	.000



UNIVERSITY OF ARKANSAS



SOPHOMORES

RAZORBACK



SOFTBALL

CLARISA NAVARRO

JENNIFER RAMBO

ASHLEY MARTINDALE

JAYME GEE

CHLOE OPRZEDEK

AMANDA GEILE





JAYME GEE


#4 -- C -- SOHPOMORE -- THE WOODLANDS, TEXAS (THE WOODLANDS COLLEGE PARK HS)

2011: Jayme Gee was a staple behind the plate for the Razorbacks as a freshman. She started all but three games in the catcher's position for UA. With a .978 fielding percentage, Gee caught 14 steal attempts on the season. She turned one of the Razorbacks double plays on the year and had 22 assists. She had a season high 13 putouts against Rhode Island (Feb. 13) at the 25th Annual Louisiana Classic and matched that two weeks later versus Rutgers (Feb. 24) at the Holiday Inn Emerald Beach Islander Classic in Corpus Christi, Texas. At the plate, Gee managed a .228 batting average in her 49 games. She collected 26 hits and six RBI in her first season as a Razorback. Gee had three multi-hit games for the Razorbacks, including the last game of the series against Alabama (March 27) when she went 2-for-2 against the No. 1 Tide. Gee had two sacrifice flies on the year and eight extra-base hits.

annual Louisiana Classic and matched that two weeks later versus Rutgers (Feb. 24) at the Holiday Inn Emerald Beach Islander Classic in Corpus Christi, Texas. At the plate, Gee managed a .228 batting average in her 49 games. She collected 26 hits and six RBI in her first season as a Razorback. Gee had three multi-hit games for the Razorbacks, including the last game of the series against Alabama (March 27) when she went 2-for-2 against the No. 1 Tide. Gee had two sacrifice flies on the year and eight extra-base hits.

HIGH SCHOOL: Gee was a catcher from The Woodlands College Park High School in the Woodlands, Texas. Gee was the starting catcher on the varsity team for four seasons and had over a .300 batting average each season including a .402 average in her senior year. In the same season, she tallied a .486 on-base percentage and a .783 slugging percentage. Gee was named as the offensive player of the year at her high school and was an academic all-district and all-state selection as a senior. She finished her high-school career with 138 hits, 12 homeruns and 37 doubles. She also had a career high of 83 singles and 111 RBI. Under the direction of head coach Richard Bass, Gee helped her tournament team, the Texas Peppers Tanel Gold, to finish 13th in the ASA Gold National Championships in 2010. She was a three-time academic all-district team member. Gee was also a member of the National English Honor Society.

PERSONAL: Born Jan. 19, 1992, she is the daughter of Chris and Judy Gee. She has a younger sister named Jenny. She is majoring in recreation and sports management.



Gee's Career

Year	avg	gp-gs	ab	r	h	2b	3b	hr	rbi	tb	skg%	bb	hbp	so	gdp	ob%	sf	sh	sb-att	po	a	e	fld%
2011	.228	49-49	114	5	26	8	0	0	6	34	.298	22	0	39	0	.348	2	0	2-3	242	22	6	.978
Total	.228	49-49	114	5	26	8	0	0	6	34	.298	22	0	39	0	.348	2	0	2-3	242	22	6	.978



AMANDA GEILE

**#16 -- UTL -- SOPHOMORE-- BALLWIN, MO.
(PARKWAY SOUTH HS)**

2011: Amanda Geile capped her freshman season with 29 starts and 39 total appearances. She broke out with a two-RBI home run against Texas Southern (Feb. 25), the first of her Razorback career. Geile's homer was one of three against the Lady Tigers, giving UA a 14-4 win. Geile had ample playing time at first base, right field and as the designated player for the Razorbacks.

She went 2-for-3 in game three of the weekend series against South Carolina (April 17). She picked up her second home run of the season with a shot over the left side. She finished the season with a .984 fielding percentage and had just one error on the season.

HIGH SCHOOL: Geile was an infielder from Parkway South High School in Manchester, Mo. As a junior she helped her team to a district title along with a second-place finish at the Missouri State Championships. For her efforts that season, she was named first team all-state, conference player of the year and the St. Louis Post Dispatch Player of the Year. Geile finished the year with a .489 batting average, 40 RBI, 44 hits and 13 home runs, tying a state record. In her career, she posted a 47-18 pitching record with a 1.38 ERA with 334 strikeouts in 425 innings pitched. Geile holds Parkway South career records in wins (47) and home runs (20). Strong in the classroom, she was a member of the National Honors Society and graduated in the top-10 percent of her class.



PERSONAL: Born Aug. 13, 1992, she is the daughter of Ken and Renee Geile. She has a younger brother, Nicholas. Her dad played college baseball at Louisiana-Lafayette. She is majoring in early childhood education and plans to pursue a career as a teacher.

Geile's Career Stats

Year	avg	gp-gs	ab	r	h	2b	3b	hr	rbi	tb	skg%	bb	hbp	so	gdp	ob%	sf	sh	sb-att	po	a	e	fld%
2011	.182	39-29	77	4	14	2	0	2	5	22	.286	10	2	27	0	.292	0	0	1-1	61	1	1	.984
Totals	.182	39-29	77	4	14	2	0	2	5	22	.286	10	2	27	0	.292	0	0	1-1	61	1	1	.984



ASHLEY MARTINDALE

#9-- OF -- SOPHOMORE -- BENTON, ARK.

(BENTON HS)

2011: Ashley Martindale's primary role was as a pinch runner for the Razorbacks, but she did make seven starts in the outfield and two as the designated player for Arkansas. Martindale earned her solo RBI of the season in the first game of 2011 against Prairie View A&M (Feb. 11) when she had a slap hit up the third base line. She earned her first start of the season against Texas A&M Corpus Christi (Feb. 26) when she started the game at left field. The freshman hit .258 on the season with 10 runs off eight hits and four stolen bases.

HIGH SCHOOL: Martindale powered Benton High School on its run to the 2009 and 2010 Arkansas 6A State Championships. She led the Panthers in batting average and stolen bases each of her four years. She earned all-conference, all state and the Arkansas Democrat Gazette's All-Arkansas honors after batting .452 with 33 hits in 23 games as a junior. She matched those awards in her senior season with a batting average of .589 and 29 stolen bases that season. Also during the 2010 softball season, Martindale was named to the NFCA All-Region second-team. In her freshman season, Martindale set a school record for batting average, hitting .557 with 39 hits in 25 games. She was a 6A South all-conference honoree each of her four years at Benton High School.

PERSONAL: Born July 20, 1992, she is the daughter of Mark and Cindy Martindale. She has a twin brother, Christopher. Martindale was also a three-time letterwinner in basketball, earning 6A South all-conference honors. She was a member of the National Honors Society, was student council secretary and named to the Kiwanis Honor Roll. She is majoring in kinesiology.



Martindale's Career Stats

Year	avg	gp-gs	ab	r	h	2b	3b	hr	rbi	tb	skg%	bb	hbp	so	gdp	ob%	sf	sh	sb-att	po	a	e	fld%
2011	.258	42-9	31	10	8	0	0	0	1	8	.258	2	0	5	0	.303	0	2	4-5	8	0	2	.800
Total	.258	42-9	31	10	8	0	0	0	1	8	.258	2	0	5	0	.303	0	2	4-5	8	0	2	.800



CLARISA NAVARRO

**#11 -- IF -- SOPHOMORE-- LA JOYA, TEXAS
(BUTLER CC), (LA JOYA HS)**

BEFORE ARKANSAS: Clarisa Navarro was a standout infielder for Butler Community College in 2011, swinging to a .421 batting average and leading the team in hits (77) and doubles (22). She finished the season ranking third on the Grizzlies with 11 home runs and was second with 57 RBI. Navarro was fearless on the base paths, stealing bases on 25 of 26 attempts to tie for the team lead. She also found success on the baseball diamond, making USA Baseball's National Women's Team in 2010.

High School: As a senior at La Joya High School in 2010, Navarro was a Texas Sports Writers Association Class 5A all-state honorable mention after batting .647 with nine home runs and 25 doubles. The district's most valuable player, she was responsible for 43 RBI and stole 20 bases. She was also named the 2010 Valley Freedom Newspapers most valuable player. In her junior campaign, La Joya advanced to the Class 5A State Championship playoffs regional quarterfinal. As a sophomore in 2008, Navarro helped La Joya to the Class 5A state championship playoffs regional semifinal and was named her district's newcomer of the year. Navarro played baseball as a freshman where she helped her team to a district title and a bi-district championship.



PERSONAL: Born Feb. 11, 1992, she is the daughter of Reynaldo and Hilda Navarro. She has two sisters, Clara and Alisa. Navarro is majoring in criminal justice.





CHLOE OPRZEDEK

**#20 -- IF -- SOPHOMORE -- LOCKPORT, ILL.
(PROVIDENCE CATHOLIC HS)**

2011: Oprzedek finished her inaugural season as the only Razorback to start and play in all 52 games during the 2011 season. In her first start with Arkansas, Oprzedek recorded one of the five triples to break the single-game record. She also tallied two runs off two hits and two RBI in the first game of the season. She picked up another triple in the 14-4 win over Texas Southern

(Feb. 25) at the Holiday Inn Emerald Beach Islander Classic in Corpus Christi, Texas. Oprzedek had eight multi-hit games and three multi-RBI games on the season. She had the second longest hitting streak on the team from Feb. 26-March 9 with seven games. She started 21 games at the ninth spot in the lineup and maintained a .300 batting average at the bottom of the lineup. She finished the season with an overall batting average of .238. Collecting 12 RBI off 34 hits and 11 runs, Oprzedek picked up eight stolen bags and had three sacrifice hits and one sacrifice fly on the season. She played a key role in the Razorbacks win over third-ranked Georgia (April 23) when she came to the plate with two outs and got a two-base hit to center field to bring in the two RBI needed to best the Bulldogs 201. Defensively, she had 89 putouts and 98 assists between third base and shortstop. She also turned three double plays on the season.

HIGH SCHOOL: Oprzedek was a four-year starter for Providence Catholic High School. She helped lead Providence to a fourth-place finish in the East Suburban Catholic Conference after finishing second in 2008. For her efforts, she was named to the all-area and all-conference first teams. Oprzedek was the 2010 most valuable player at Providence Catholic High School and was a team captain her junior and senior years. She was an ESCC 2010 All-Conference selection and Most Valuable Student Athlete. She was also named ESPN RISE Midwest Player of the Week, Girls Who Had Game, and Illinois & Texas Single Game Standout. Oprzedek was a member of the 2010 Super 60 Southtown Star All-Area first team as well as the 2010 Herald News All-Area First Team. She was named to Team 22 All-22nd Century Media Sports "Super Team" first team. She was also awarded to the 2010 IL H.S. "Elite" Team and voted Most Athletic Senior Girl at Providence Catholic High School. She holds her high school's record for single season runs (43), triples (5), RBI (51), and BA (.475). She holds the career record at Providence Catholic High School for hits (152), runs (111), triples (14), and homeruns (15). Proving her versatility, she spent time at shortstop, second, third and in the outfield. She capped off her senior season with a .533 batting average in the conference and had a 19-game hitting streak for a total of 56 hits in 33 games. Along with softball, she was a letterwinner in volleyball and basketball during high school.

PERSONAL: Born July 4, 1992, she is the daughter of Edward and Thea Oprzedek. She has seven brothers and sisters ranging in age from 10 to 30. She is majoring in kinesiology and plans to pursue a career in sports medicine or coaching after college.



Oprzedek's Career Stats

Year	avg	gp-gs	ab	r	h	2b	3b	hr	rbi	tb	skg%	bb	hbp	so	gdp	ob%	sf	sh	sb-att	po	a	e	fld%
2011	.238	52-52	143	11	34	6	2	0	12	44	.308	4	2	30	1	.267	1	3	8-12	89	98	14	.930
Total	.238	52-52	143	11	34	6	2	0	12	44	.308	4	2	30	1	.267	1	3	8-12	89	98	14	.930



JENNIFER RAMBO

**#00 -- UTL -- SOPHOMORE -- SPOKANE, WASH.
(GONZAGA PREP)**

2011: Jennifer Rambo ended the 2011 season with 13 RBI, seven runs and a batting average of .230 after 43 games started and 46 games played. Rambo had five multi-hit games for the Razorbacks, her first coming against Utah (Feb. 20) when she went 3-for-4 with a run and a RBI. She had a season high of three hits in game one of the doubleheader against Ole Miss (March 23) including her second home run of the season to plate three runs for the Razorbacks. Her first homer came in just the second game of the season against Sam Houston State (Feb. 11) at the 25th Annual Louisiana Classic. Defensively, Rambo tallied a season best 17 putouts in the doubleheader against Kentucky (March 16). She finished her first year of league play with a .230 batting average and 17 hits. Her number of hits in SEC play marks the second best on the team for 2011.

HIGH SCHOOL: Rambo was an infielder from Spokane, Wash., who was a four-year starter for Gonzaga Prep High School. Rambo earned first team all-league honors as a sophomore, junior and senior while leading the league with a batting average of .596. In her sophomore and senior seasons, Rambo also led the league in slugging percentage. Rambo has compiled a career batting average of .558 and a career slugging percentage of .913 while adding 77 hits and 44 RBI. She was also honored as the league's most valuable player for her efforts during her senior year. Strong academically, Rambo was a member of the National Honor Society and named to the Dean's List.

PERSONAL: Born Oct. 27, 1991, she is the daughter of Jay and Donna Rambo. She has a younger sister, Julia. Rambo is majoring in kinesiology.



Rambo's Career Stats

Year	avg	gp-gs	ab	r	h	2b	3b	hr	rbi	tb	skg%	bb	hbp	so	gdp	ob%	sf	sh	sb-att	po	a	e	fld%
2011	.230	46-43	126	7	29	1	1	2	13	38	.302	7	0	39	0	.271	0	2	3-3	78	38	7	.943
Total	.230	46-43	126	7	29	1	1	2	13	38	.302	7	0	39	0	.271	0	2	3-3	78	38	7	.943



FRESHMEN

RAZORBACK



SOFTBALL

MEGAN PEARSON

VICTORIA BROWN

OLIVIA RAMIREZ

DEVON WALLACE

ALYSSA BASS

KIMMY BEASLEY

SIERRA BRONKEY

KATIE HARRISON

CIARA CLAMPITT

MADDIE REESE

INTRO

OPPONENTS

THE TEAM

REVIEW

HISTORY

RECORDS

U OF A



ALYSSA BASS

**#19 -- OF -- FRESHMAN -- MAGNOLIA, TEXAS
(TOMBALL HS)**

HIGH SCHOOL: Alyssa Bass was a four-year starter at centerfield for Tomball High School, capped her career swinging to a .340 average with 12 home runs in 2011. She powered Tomball to a 34-6 overall record, a perfect 14-0 mark in league play and an appearance in the Texas Class 5A State Championship regional final. As a senior, she earned a spot on the Texas Girls Coaches Association's academic all-state team for Class 5A. Her home run total as a senior was good for second-best on the Cougars' squad. Bass batted the Cougars and her head coach, Benita Dunlavy, to the state playoffs each of her four seasons. She received all-state honorable mention after notching first-team accolades from the Texas Sports Writers Association after her junior season in 2010. Bass helped Tomball to the 2010 Texas Class 5A State Championship semifinals. She hit 36 times with 32 RBI and 33 runs in 40 games as a senior. In 36 games as a junior, Bass had 43 hits with 31 RBIs and six homeruns. Bass and the Cougars were regional finalists in 2008 and she helped her team to become bi-district champions during her sophomore season. She was named first-team all-district as a freshman and sophomore.

PERSONAL: Born Sept. 8, 1992, she is the daughter of Richard and Melanie Bass. She has a younger brother, Dylan, and an older sister, Madelyn. Bass is majoring in business.



KIMMY BEASLEY

**#8 -- LHP -- FRESHMAN -- FOREMAN, ARK.
(FOREMAN HS)**

HIGH SCHOOL: Named Gatorade's Arkansas Softball Player of the Year in 2011, Kimmy Beasley helped Foreman High School to four state championships in her career, making pitching appearances in three title games. As a senior, she posted a 32-2 record with a 0.15 ERA, striking out 393 batters in 236 innings pitched. She was named an All-American by ESPN RISE for her efforts. Beasley, a left-handed standout, recorded seven no-hitters in 2011, including four perfect games, and a state-record 22 shutouts. She received Class 2A All-State honors and was a West team member in the 2011 Arkansas All-Star game. Coached by her father Mitchell Beasley, she finished her high school career ranked No. 1 all-time in strikeouts with 1,122. She has collected all-region honors each of her four seasons and received all-district and all-state accolades as a sophomore, junior and senior. Beasley also received all-state honors in basketball as a junior and senior.

PERSONAL: Born March 21, 1993, she is the daughter of Mitchell and Toni Beasley. She has two sisters, Christian and Leann, and a brother, Wade. Beasley is majoring in kinesiology.





SIERRA BRONLEY

**#10 -- IF -- R-FRESHMAN -- EDMOND, OKLA.
(EDMOND SANTA FE HS)**

2011: Sierra Bronkey redshirted her freshman season due to injury.

HIGH SCHOOL: Bronkey capped her high school career helping Edmond Santa Fe High School to a fifth-place finish at the 2009 Oklahoma 6A State Championship. She finished her senior year with a .432 batting average, 37 RBI and 10 home runs on her way to player of the year recognition. Bronkey also earned honors as a member of the Oklahoma all-state first team. A four-year starter and letterwinner, Bronkey was first-team all-conference each of her four years and Metro All-Big City Honorable Mention for three years. She was a first-team all-state pitcher, Big All-City Player of the Year and Ferguson Jenkins Player of the Year in 2009. She was an All-Edmond first-team selection in 2006 and 2007 and earned player of the year accolades in 2008 and 2009. Bronkey helped lead her team to a runner-up finish at the state championships as a freshman. She was a member of the National Honor Society and was a high school teammate of LSU's Morgan Russell.

PERSONAL: Born Feb. 5, 1992, she is the daughter of Jeff and Kathy Bronkey. She has an older sibling, Sarene. Her father, Jeff Bronkey, pitched for the both the Texas Rangers and Milwaukee Brewers from 1993-95. Bronkey is majoring in kinesiology and exercise science.



VICTORIA BROWN

**#32-- RHP -- FRESHMAN -- LAPORTE, TEXAS
(CLEAR LAKE HS)**

HIGH SCHOOL: Victoria Brown, a right-handed pitcher, led Clear Lake High School to a berth in the 2011 Texas Class 5A State Championship playoffs to end her senior campaign. A four-year starter, she was named first-team all-district and most valuable player as a junior with the Falcons. Brown earned second-team all-district honors as well as a first-place ranking for the lowest ERA by the Houston Chronicle. In the summer of 2006, Brown was the youngest participant to try out for the U.S. Olympic Team.

PERSONAL: Born April 12, 1993, she is the daughter of Monica Jimenez. She has two sisters, Jaquie and Destinee. Brown is majoring in kinesiology and coaching.





Ciera Clampitt

#12 -- LHP -- FRESHMAN -- BURKBURNETT, TEXAS (CITY VIEW HS)

HIGH SCHOOL: Ciara Clampitt notched a 21-11 senior record and was a 2011 Texas Class 2A second-team all-district honoree for City View High School and head coach Adam Arrington. She helped the Lady Mustangs to the 2011 Texas Class 2A State Championship playoffs regional final. In her final high school campaign, Clampitt had seven outings with at least 12 strikeouts. The left-handed pitcher also found success in the travel softball realm, excelling in the circle for nationally-ranked Texas Glory. As a freshman pitching for Burkburnett High School in 2008, Clampitt held a 10-2 record and hit .357 at the plate. She led the Lady Bulldogs to a berth in the Class 3A State Championship and earned her district's newcomer of the year award. Clampitt also received all-district honors playing soccer for Burkburnett.

PERSONAL: Born May 13, 1993, she is the daughter of Monte and Tammy Clampitt. She has three brothers, Garrett, Grant and Gavin, two sisters, Cindy and Cianna. Clampitt is majoring in kinesiology.



Katie Harrison

#15 -- IF -- FRESHMAN -- NOBLESVILLE, IND. (NOBLESVILLE HS)

HIGH SCHOOL: An ESPN RISE second-team All-American honoree, Katie Harrison was a standout catcher and utility player for Noblesville High School and head coach Mike Ramsey. Her .649 average, 50 hits and 45 RBI helped lead the Millers to a 22-3 record and as high as a No. 2 ranking in the state. The Millers claimed the 2011 Hoosier Crossroads Conference Championship after going undefeated in league play. Harrison was named Indiana's Miss Softball and The Indianapolis Star's Softball Super Team Player of the Year. She earned all-state honors from the Indiana Coaches of Girls Association twice, making the first and third teams as a senior and junior, respectively. A starter throughout her career, she was named all-county and all-conference each of her four seasons with the Millers. Harrison helped the Millers to a sectional championship in 2008.

PERSONAL: Born Oct. 6, 1992, she is the daughter of Jim and Kathi Harrison. She has three older siblings, Jamie, Julie and Jimmy. She is majoring in sociology/criminal justice.





MEGAN PEARSON

**#23 -- IF -- FRESHMAN -- CENTERVILLE, OHIO
(CENTERVILLE HS)**

HIGH SCHOOL: A standout hitter for Centerville High School, Megan Pearson earned second-team all-state honors from the Ohio High School Fast Pitch Softball Coaches Association in 2011 after batting .456 with 41 hits and 16 RBI. She helped the Elks and head coach Paul Martin to a 20-8 record and the second round of the Ohio State Tournament Playoffs district bracket.

The squad was also co-champions of the central division of the Greater Western Ohio Conference. Pearson was named co-divisional athlete of the year and was an all-division and all-conference first-team performer at first base. As a junior in 2010, she batted .434 with 43 hits and 31 RBI and was on the first team of her all-division and all-conference squads. Pearson held a batting average of .400 and had 34 hits and 23 RBI as a sophomore in 2009 to earn all-division first-team accolades.

PERSONAL: Born May 28, 1993, she is the daughter of Bruce and Mary Sue Pearson. She has an older brother, Andrew. Pearson is majoring in kinesiology.



OLIVIA RAMIREZ

**#13 -- C -- FRESHMAN -- DALLAS, TEXAS
(BISHOP LYNCH HS)**

HIGH SCHOOL: As a four year varsity player for Bishop Lynch High School, Olivia Ramirez earned second-team All-State honors from the Texas Association of Private and Parochial Schools (TAPPS) in 2011 after batting .451 with 37 hits, 22 RBI, .598 Slug, .511 on base percentage. She helped the Friars and head coach Amy Wheeler to a 2010 State Championship during her junior year, and semi-finals in 2008. Ramirez was named first-team all-district at third base,

and was selected to the Texas Private School Coaches Association North Squad All-Star Team her senior year. Ramirez held a batting average of .605, .737 Slug, and .625 on base percentage in District play to earn Bishop Lynch's Offensive Player of the Year accolades.

PERSONAL: Born June 8, 1993, she is the daughter of Juan and Tammy Ramirez. She has an older brother, Andrew. Ramirez is majoring in kinesiology.





MADDIE REESE

**#33 -- IF -- FRESHMAN -- PITTSFORD, N.Y.
(MENDON HS)**

HIGH SCHOOL: Maddie Reese powered Mendon High School to the 2010 New York Class A State Championship finals helping the Vikings and head coach Mauren Kempfski as a junior. In her junior year, she was named first-team all-state in Class A after averaging .418 at the plate and helping Mendon to sectional and regional team championships. Reese recorded 28 hits and 10 RBI, earning recognition on the Section V all-tournament team and the All-Greater Rochester first team. As a sophomore in 2009, Reese batted .535 with 38 hits, 31 RBI and three home runs. She swung to a .389 average with 23 hits and 12 RBI as a freshman. As an eighth-grader, Reese was an immediate impact in the Viking lineup with a .379 average and 22 hits. She was voted first-team all-Monroe County in each of her five seasons.

PERSONAL: Born May 21, 1993, she is the daughter of Joseph and Amy Reese. She has two younger sisters, McKenna and Olivia. Reese is majoring in applied exercise science.



DEVON WALLACE

**#30 -- UTL -- FRESHMAN -- DOUBLE OAKS,
TEXAS (MARCUS HS)**

HIGH SCHOOL: A three-time offensive player of the year in her district, Devon Wallace batted .535 with 15 doubles in her senior season. She helped Marcus High School advance to the regional quarterfinals of the 2010 and 2011 Texas Class 5A State Championship playoffs. She was named to the District 8-5A first team all four seasons of her career. As a sophomore and junior from 2009-10, Wallace was honored as an all-area pick by The Dallas Morning News. In her sophomore campaign, she averaged .537 at the plate with 65 hits and helped lead the Marauders the Class 5A state championship playoffs quarterfinals and regional finals. Wallace followed her sophomore season with 45 hits and a .450 batting average as a junior in 2010. She claimed newcomer of the year in her district as a freshman.

PERSONAL: Born May 10, 1993, she is the daughter of Terry and Becky Wallace. She has two brothers, Carder and Stetson. Wallace is majoring in nursing.





COACHES

RAZORBACK  SOFTBALL

ASSISTANT COACH
COY ADKINS

HEAD COACH
MIKE LARABEE

ASSISTANT COACH
SUE CARPENTER

INTRO

OPPONENTS

THE TEAM

REVIEW

HISTORY

RECORDS

U OF A



HEAD COACH MIKE LARABEE

THIRD SEASON AT ARKANSAS - EIGHTH SEASON OVERALL

Mike Larabee enters his third season as head coach of the Arkansas Razorbacks and his eighth season as a Division-I head coach.

Larabee was an assistant coach to Team USA during the Pan American Games in October of 2011. There, Larabee and Team USA captured the gold medal by going 9-0 and outscoring its opponents 78-8.

During the 2011 season the Razorbacks finished 13-39 overall and 3-29 in the Southeastern Conference. Early in the season the team showed their tenacity after knocking off No. 1-ranked UCLA (4-3) at the Louisville Slugger Desert Classic. The team finished the season with a .231 batting average while also

achieving the fifth best stolen base percentage in a single season with .787.

The 2011 season was filled with numerous academic accolades. Larabee landed eighteen student-athletes on the Southeastern Conference Academic Honor Roll, seven of those being first-year recipients. To be eligible for the award, student-athletes must have a cumulative grade point average of 3.00 or above, be on scholarship or a letter winners, have completed 24 semester hours and been a member of a varsity squad for the entire year.

"We strive to have a team that does well on the diamond as well as in the classroom," Larabee said. "Our Razorback coaching staff always want to bring in student-athletes that can compete in the SEC and have academics be a main focus."

Becca Carden was named to the Capital One Academic All-District second team, while Amanda Caldwell was honored for the second year in a row with SEC Community Service team honors for her volunteer work around the University and in the community.

With an overall record of 41-68 at the University of Arkansas, Larabee is going into his third season with a vibrant, young team that is ready to make a statement early on to their conference and to the nation.

During the summer of 2010, Larabee served as an assistant coach for the USA Softball Futures team. He assisted the team at the 2010 KFC World Cup of Softball presented by Six Flags where the Futures faced 2008 Olympic champion Japan, Canada and three-time Olympic champion Team USA. Larabee helped coach the Futures to a bronze medal at the World Cup.

In his first season as head coach of the Razorbacks, the team finished 28-29 and 10-15 in conference play which earned them a berth in the conference tournament which was held at Bogle Park. The back-to-back appearances in the tournament for the Razorbacks were the first for the program since it qualified for the tournament in 2001 and 2002.

Larabee and Razorbacks opened conference play with an 8-2 record in 2010, a mark that represents the best start to SEC play in school history. Arkansas' 10 conference wins, echoed the number reached in 2009.

Under the direction of Larabee, the Razorbacks' finished the 2010 season with a .254 batting average with 58 home runs and 236 RBIs. The team batting average ranks in the top-5 all-time in program history while the home runs and RBI are the second most by a Razorback team. The Razorbacks posted a .353 on-base percentage and 202 walks, which set single-season records in both categories. The team finished the season with a .965 fielding-percentage, only one-thousandth of a point off the school record .966 set in 2001.

"I am appreciative of the opportunity Jeff Long and the University of Arkansas has given me to lead the Razorback softball program," Larabee said. "The University of Arkansas is a place where our coaching staff will work hard teaching and coaching the game while recruiting quality student-athletes."

I couldn't ask for a better opportunity than to coach in the Southeastern Conference at an outstanding institution known for its academic and athletic excellence."

Larabee previously coached five seasons at Wright State in Dayton, Ohio, where his teams ranked among the nation's top-15 in batting average in 2007 and 2008. He won 92 games in the last three seasons with the Horizon League tournament championships and NCAA Tournament bids in 2007 and 2008. In addition to his collegiate coaching experience, Larabee is a two-time member of the United States National Softball Team coaching pool and was a two-time all-world selection during this playing career.

"At Arkansas we have all the ingredients for a nationally competitive program," Larabee said. "Bogle Park is one of the best, if not the best, stadiums in the country. Our facilities will be a great draw in recruiting. When the job first came open, I did some research because I wanted it to be a good fit not only for me but for my family. After looking at the University of Arkansas and Northwest Arkansas, I felt like this was a great opportunity for all of us."



Larabee led Wright State to 34 wins in 2009, second-most in school history, while the 16-8 conference record also gave the Raiders the most league victories in the history of the program. The 33-26 record in 2008 was the first winning record for WSU since 2001, and the NCAA Tournament appearances in '07 and '08 were just the second and third in ever for Wright State.

During his five-year run with the Raiders, Larabee compiled a 114-147 overall record, a 49-51 mark in Horizon League play and a 12-6 record in the league tournament. In Larabee's last two seasons, Wright State went 29-15 in league play.

The 2008 club won the Horizon League Tournament with wins over Loyola, Illinois-Chicago and two over regular-season champion Cleveland State to advance to an NCAA Regional in Ann Arbor, Mich., where the Raiders fell to Michigan and Kent State. Larabee was named Wright State's Coach of the Year following the 2008 campaign.

The 2007 club was 25-35 overall, but won the conference tournament as the No. 7 seed with wins over Cleveland State, Butler, Illinois-Chicago and Cleveland State again. Wright State fell to Northwestern and Notre Dame in the NCAA Tournament in Evanston, Ill.

With a 2-2 mark in the 2009 Horizon League Tournament, Larabee led his team to a 10-2 record in conference tournament play during the past three seasons.

Other 2009 highlights include six student-athletes earning All-Horizon League honors, a school record for team fielding percentage (.965), three individual single-season records and six individual career records. The Raiders were No. 15 in the nation with a .309 batting average, No. 35 with 5.15 runs scored per game and No. 37 with a .445 slugging percentage.

Larabee's 2008 squad set 11 school records, including 67 home runs, which shattered the previous mark of 25 in 1999. WSU was No. 5 in the nation with 0.36 triples per game, No. 10 with a .315 batting average and a .510 slugging percentage, No. 12 with 5.85 runs and 1.14 home runs per game, and No. 23 with 1.46 doubles per game.

A former member of the U.S. National Men's Fastpitch Team in 1996 and 2000, Larabee was named to the USA Women's National Team Coaching Pool for the 2005-08 and 2009-12 Olympic Quadrenniums. As a result, he was part of the selection camp committee which chose participants for the Pan American Qualifying Team. That team competed in Guatemala in 2005 and qualified for the 2006 World Championships in Beijing, China, and the 2007 Pan American Games in Rio de Janeiro, Brazil. In summer 2006, he was part of the coaching staff of the World University Games in Taiwan and helped the United States win the gold medal.

He was selected as a clinician for the NCAA Youth Education Through Sports (YES) clinic during the 2009 Women's College World Series in Oklahoma City.

Larabee was an assistant at the University of Illinois for three years (2002-04) prior to going to Wright State. In 2003, Illinois earned an NCAA Tournament bid for the first time. In 2004, Illinois ended the year ranked No. 17 in the USA Today/National Fastpitch Coaches Association poll, was the No. 2 seed in the NCAA Waco Regional and came within one victory of advancing to the Women's College World Series.

Larabee was head softball coach from 1998-2001, assistant football in 1997-2000 and coached wrestling from 1999-2000 at Kentlake High School in Kent, Wash. He also taught advanced weight training and speed development. He was named Class 4A softball Coach of the Year in 2001 after Kentlake finished second in the state. His 1998 team was fifth, while the 2000 team placed fourth. He was softball coach and assistant football coach at KHS in 1996 and 1997.

In his six years as a head coach at the prep level, Larabee's teams managed a 145-25 record, with an 88-6 mark in the South Puget Sound League (SPSL), and he was named Seattle-Tacoma All-Area Coach of the Year in 1996 and 1999.

He won six consecutive SPSL North League titles (1996-2001) and his 2001 squad had the highest team grade point average in the state.

Larabee also worked one year as a pitching and outfield coach for the University of Puget Sound baseball team in 1992. Other coaching experience includes participating in the Diamond Basics Softball Clinics in Kent, Wash., from 1994-2001 and working as assistant baseball coach at Kent Meridian High School in 1994-95.

In addition to playing on the U.S. National Men's Fastpitch Team, he also participated in the 1999 Pan American Games National Team Festival. A three-time American Softball Association All-American (1992, 1995, 1997), he played in the U.S. Olympic Sports Festival four times and was named to the ISC All-World Team twice (1990, 1997).

He played baseball at MiraCosta and Green River community colleges, and at Washington State University, where he earned his bachelor's degree in physical education in 1986. He earned his master's in exercise science from WSU in 1988. While working on his master's, he was an assistant baseball coach at WSU, working with the outfielders.

Larabee and his wife Dawn have a daughter, Michaela, and a son, John.





ASSISTANT COACH SUE CARPENTER

THIRD SEASON AT ARKANSAS

Sue Carpenter begins her third season as an assistant coach of the Razorback softball team. Carpenter's main duties with the Razorbacks include working with infielders, recruiting, scouting and coordinating camps. Prior to Arkansas, she was an assistant under head coach Mike Larabee during the previous three seasons at Wright State where she assumed the same duties.

In 2010, behind the coaching of Carpenter and Larabee, the Razorbacks saw second baseman Courtney Breault become the fourth Razorback in program history to garner All-Freshman honors. The Roseville, Calif., native finished the season with a .313 average against SEC opponents. Breault drove in 20 of her 32 RBI during conference play and boasted a .943 fielding percentage during those games.

Also under the direction of Carpenter, senior Sandra Smith earned a spot on the SEC All-Defensive Team for her excellent play at third base. Smith finished conference play with 54 assists and a perfect fielding percentage in 78 chances.

During her three years at Wright State, the Raiders made two NCAA Tournament appearances and won back-to-back Horizon League Tournament titles in 2007 and 2008. Carpenter's work with the infielders was put on display when Bridget Henry earned the all-tournament Defensive Award at first base during the Raiders' 2008 run to the conference tournament title. She also helped guide Jherica Williams to the program's first Horizon League Player of the Year award, also in 2008. Wright State went on to win 34 games, the second-most in program history, and record a .974 fielding percentage against conference opponents in 2009.

Carpenter began her coaching career as an assistant on the Cedarville College staff from 1987-89. Carpenter then spent five years on the coaching staff at Colville High School in Washington.

Following Colville, Carpenter began her career as a head coach at Cedarville High School in Ohio. After coaching for two years at Cedarville, Carpenter then served as the head coach at Cedarville University for seven seasons (2000-06) prior to joining the Wright State staff. She led the Lady Jacket softball program to four appearances in the National Christian College Athletic Association (NCCAA) Tournament and three appearances in the National Association of Intercollegiate Athletics (NAIA) Region IX Tournament. In 2000, Cedarville was the NCCAA Midwest Region champions.

While a student-athlete at Cedarville College, Carpenter was a three-year letterwinner (1984-86) during her collegiate playing career. She was a member of the program's inaugural fast-pitch team in 1985 and was an All-Western Buckeye Collegiate Conference and All-NAIA District 22 shortstop during her final season in 1986.

Carpenter and her husband Kevin have two sons, Nick and Josh.





ASSISTANT COACH

Coy Adkins

FIRST SEASON AT ARKANSAS

Coy Adkins, formerly of the University of Florida, joined the University of Arkansas' softball coaching staff in June 2011. Adkins assumes the role of pitching coach for the Razorbacks after a successful two-year stint as volunteer coach for Florida's softball program.

While at Florida, Adkins worked as first base coach, while also overseeing the outfield positions and assisting on offensive coaching. The 2010 Florida team hit a then-Southeastern Conference-record 109 home runs. The Gators reset the record in 2011, smacking a nation-leading 124 home runs. Adkins assisted the Gators to a berth in the 2010 and 2011 Women's College World Series and an overall record of 105-23 (.820) during his stay. Florida was national runner-up in 2011.

Adkins brings 11 years of softball coaching experience to the Razorbacks, including experience as a state championship-winning head coach on the Florida high school level. He led Wewahitchka High School to the 2008 Class 2A state championship, compiling a 27-2 overall record. As assistant head coach, Adkins helped the squad to the 2007 Class 2A title. In 2008, the squad hit a state-record 43 home runs. In his six year head and assistant coach career at Wewahitchka, the softball team advanced to the state playoffs every year while winning five regional championships. Adkins compiled a 162-34 (.827) overall record at Wewahitchka.

Before Wewahitchka, Adkins served as the head coach for Chipley (Fla.) High School from 2002-03, where he compiled a 47-14-1 (.766) record. The 2003 Chipley team won the first regional championship in school history.

Adkins founded Team North Florida and served as head coach from 2004-09. Team North Florida was an Amateur Softball Association of America (ASA) 16U National Championship participant in 2006 and placed ninth in 2007. The squad played at the ASA 18U Gold National Championship in 2008 and finished fifth in 2009. Adkins also led the team to Champions Cup 18U Gold in 2009.

Adkins earned a bachelor's degree in mathematics education from Florida State University in 2001. He began his college career at St. John's River Community College on a basketball scholarship after being named to Florida's high school all-state team in 1995. Adkins and his wife, Sonya, have two daughters, Kenna and Anniston, and one son, Hayden.





SUPPORTING STAFF



WHITNEY CLOER

VOLUNTEER ASSISTANT COACH FIRST SEASON AT ARKANSAS

Former Razorback softball standout Whitney Cloer is in her first season as volunteer coach on head coach Mike Larabee's staff, which she joined in August 2011. She was a UA squad member from 2006-09.

Cloer's primary responsibilities include working with Razorback catchers and assisting with hitting and infield play.

A regular at catcher for UA, Cloer started 215 games for the Razorbacks in her career, including every contest of her sophomore (63-of-63) and senior campaigns (56-of-56). Cloer closed her career as an offensive focal point for Arkansas, batting .335 with 54 hits, 37 RBI and 10 home runs as a senior in 2009.

Cloer joined the Razorbacks as an Oklahoma All-State catcher at Bishop McGuinness High School. She was a Little All-City selection as a senior. Her sophomore season, Cloer led the Fighting Irish to their first state tournament appearance in school history. She was a member of the Oklahoma Jitterbugs club team and was a Jim Thorpe Oklahoman Scholar Athlete recipient.

A native of Edmond, Okla., Cloer graduated from the University of Arkansas in Dec. 2009 with a Bachelor's of Science in kinesiology. She is currently in her second year of graduate work in exercise science.



JESSICA BACHKORA

GRADUATE ASSISTANT COACH SECOND SEASON AT ARKANSAS

Jessica Bachkora joined the Arkansas staff as a graduate assistant manager in 2011 after a career at center field for the Razorbacks from 2007-2010. Bachkora previously spent three summers coaching the Wichita Mustangs ASA 18U team and has given private hitting lessons for several years. She helped lead camps given by the Arkansas softball program.

Jessica Bachkora is a 2010 graduate of the University of Arkansas and former center fielder for the Razorbacks softball program.

Under the direction of head coach Mike Larabee in 2010, Bachkora set a career-high in nearly every offensive category including batting average, hits, doubles, home runs, RBIs, and on-base percentage. Her marks for runs and total bases represent new Arkansas records. During SEC play as a senior, she hit her 15th home run of the season to set a new single-season record.

Bachkora finished her Razorbacks career starting all but one game, collecting 166 runs, 21 home runs, 57 stolen bases and 81 RBI. She currently hold the record for career batting average (.300), runs scored (166), hits (227), doubles (48), total bases (356) and stolen base percentage (.851).

As a senior, she was named NFCA first team all-region and received second team all-region honors in 2009. She was a second team all-conference selection in 2010 and a second team preseason All-SEC selection in 2008 and was one of two Arkansas players named to the SEC All-Freshman team during her first year with the Razorbacks.

Bachkora was honored as SEC Scholar Athlete of the Year in 2010. She was named to the 2010 ESPN The Magazine Academic All-America First Team, the SEC Spring Academic Honor Roll and ESPN The Magazine Academic All-District first team selection in 2009 and 2010.

Bachkora is a 2010 graduate of Arkansas with a bachelor's degree in kinesiology with exercise physiology and biomechanics as her emphasis.





SUPPORTING STAFF

KRISTY HARTER

TEAM MANAGER

SECOND SEASON AT ARKANSAS

Kristy Harter is entering her second year as the team manager under Coach Larabee. A native of Fayetteville, Harter attended Fayetteville High School where she played her high school ball. Harter went to Northeast Oklahoma A&M where she continued her softball career.

She is the Daughter of Lance and Kim Harter. Lance Harter has been the women's track and field coach for the Arkansas Razorbacks for 22 years and has many championships to show.

Kristy is one of five children, her sister also a Razorback, played soccer for the university. Harter was born April 17, 1989 and is majoring in special education at the University of Arkansas.



DAWN DIDLER

TEAM TRAINER

SIXTH SEASON AT ARKANSAS

Dawn Didier is entering her sixth year as a full-time member of Arkansas' athletic training staff. She worked two years as an intern for Dean Weber before becoming full-time on May 1, 2004.

As assistant athletic trainer, the Baton Rouge, La., native is responsible for the prevention, treatment and rehabilitation of UA's student-athletes. She also assists in the day-to-day operations of the athletic training room, coordination of the athletic training students for football practice and games, and assists with team travel for away games. She also serves as an ACI and the liaison between the athletic training room and the entry-level master's athletic training education program.

At Robert E. Lee High School, Didier was valedictorian and lettered in volleyball, basketball and softball. She continued her collegiate basketball career at the University of Louisiana-Lafayette before transferring to LSU in 1996 and pursuing athletic training in 1998.

At LSU, Didier earned a bachelor's in kinesiology in 2000 and a master's in the same in 2002.





UNIVERSITY OF ARKANSAS



INTRO

OPPONENTS

THE TEAM

REVIEW

HISTORY

RECORDS

U OF A

HISTORY

RAZORBACK  SOFTBALL



YEAR-BY-YEAR RESULTS

Italics - Invitational Tournament, Postseason Tournament; CAPS - Southeastern Conference opponent; * denotes SEC regular season game**GARIE DEVER-BOAZ****1997-2004****Record: 244-274-1****1997****16-42 overall** (10-10 Home; 4-16 Away; 2-16 Neutral)**12-16 SEC** (8-6 Home; 4-10 Away)

Date	Opponent	W/L	Score
<i>San Diego State Classic - San Diego, Calif.</i>			
2-20	CS-Northridge	L	4-3
2-20	Hawai'i	W	5-4
2-21	San Diego State	L	5-2
2-21	Long Beach State	L	7-3
2-22	Stanford	L	4-3
2-22	CS-Sacramento	L	7-1
2-23	Michigan	L	6-0

Arkansas Super 8 Round Robin - Fayetteville, Ark.

3-1	Missouri State	L	4-0
3-1	Creighton	W	2-1
3-1	Oklahoma City	L	9-1
3-2	Creighton	L	1-0(8)
3-2	Missouri State	L	5-2
3-5	at FLORIDA*	L	2-1(9), 3-1

South Florida Tournament-Tampa, Fla.

3-7	Michigan State	L	8-0
3-7	Ball State	L	4-2(8)
3-7	Hofstra	W	6-5(8)
3-8	East Carolina	L	3-1(9)
3-8	Florida State	L	4-0
3-14	ALABAMA*	W/L	9-1, 3-2
3-15	ALABAMA*	W/L	2-1 (8), 7-1
3-17	at #2 Fresno State	L	8-0(5), 8-0(5)
3-18	at #19 Pacific	L	2-1, 6-2

Sacramento St. Tournament-Sacramento, Calif.

3-20	Wisconsin	L	5-0
3-21	CS-Sacramento	L	3-1
3-21	Kansas	L	3-0
3-21	San Jose State	L	4-3
3-22	Toledo	L	2-1
3-28	MISS. STATE*	L/W	3-2, 4-0
3-29	MISS. STATE*	W	10-4, 2-1
4-5	at AUBURN*	L	7-6(10), 2-1 (8)
4-6	at AUBURN*	L	2-0, 9-0
4-9	Tulsa	L/W	4-3, 9-7
4-13	GEORGIA*	W/L	2-1, 4-3
4-16	at Missouri State	L	6-0, 8-3
4-18	LSU*	L	3-0, 2-1
4-19	LSU*	W/L	2-1 (8), 7-1
4-25	at KENTUCKY*	L/W	4-3, 4-3
4-27	at TENNESSEE*	L	8-0(5), 9-2
5-2	MISSISSIPPI*	W	2-1(8), 2-1
5-3	MISSISSIPPI*	W	5-1, 6-2

**1998****21-38 Overall** (10-9 Home; 8-15 Away; 3-14 Neutral)**13-17 SEC** (8-6 Home; 5-11 Away)

Date	Opponent	W/L	Score
<i>Northeast La. Invitational-Monroe, La.</i>			
2-20	Northwestern State	L	3-2(11)
2-20	Louisiana Tech	L	5-1
2-21	Oklahoma City	L	3-2
2-21	Nicholls State	W	2-1
2-21	Centenary	W	9-0(6)
<i>Santa Barbara Invitational-Santa Barbara, Calif.</i>			
2-27	Evansville	L	1-0
2-27	UCSB	L	9-8(13)
2-28	Cal Poly-SLO	L	2-0
3-1	Evansville	L	7-1
3-1	Cal Poly-SLO	L	4-0

Lady Razorback Inv.-Fayetteville, Ark.

3-6	DePaul	L	6-2
3-6	Creighton	L	3-2
3-11	Kansas	L/W	4-2, 3-2
3-13	at ALABAMA*	L	7-1, 12-0
3-14	at ALABAMA*	L	7-0, 3-0
3-16	at Jacksonville State	W	12-6, 1-0

Cal St-Sac Tournament-Sacramento, Calif.

3-19	#15 California	L	7-0
3-20	#7 Hawai'i	L	3-0
3-20	Kansas	W	9-7
3-20	Pacific	L	5-1
3-21	Missouri State	L	3-0
3-25	at Missouri State	L	1-0, 4-2
3-27	MISS. STATE*	L/W	6-0, 2-1
3-28	MISS. STATE*	L	3-2, 6-2
4-1	at Tulsa	W/L	4-1, 2-1
4-3	AUBURN*	W/L	5-4, 4-2
4-4	AUBURN*	W	5-4, 6-4
4-10	at S. CAROLINA*	L/W	2-1, 5-4
4-12	at GEORGIA*	W	3-0, 2-1
4-14	Oklahoma City	W/L	1-0, 5-3
4-17	at #11 LSU*	L	1-0, 1-0
4-19	at #11 LSU*	L	3-2, 8-0
4-22	FLORIDA*	L/W	2-1, 4-3
4-24	KENTUCKY*	L/W	5-2, 8-0
4-26	TENNESSEE*	W	5-3, 2-0
4-28	at MISSISSIPPI*	W/L	2-1, 4-3
4-29	at MISSISSIPPI*	L/W	1-0, 3-2

SEC Tournament-Columbus, Ga.

5-8	LSU	L	2-1
5-8	TENNESSEE	L	2-1

1999**46-29 Overall** (26-6 Home; 8-11 Away; 12-12 Neutral)**17-13 SEC** (11-5 Home; 6-8 Away)

Date	Opponent	W/L	Score
<i>UTA Tournament-Arlington, Texas</i>			
2-12	Texas-Arlington	W	2-1
2-12	Tulsa	W	5-0
2-13	Texas A&M	L	2-0
2-13	Texas-San Antonio	L	3-2
2-14	Texas Tech	L	6-5
2-16	Oklahoma City	W	8-7, 7-3(10)

Hampton Inn Invitational-Fayetteville, Ark.

2-20	Pittsburg State	W	9-0(5)
2-20	McNeese State	W	2-1
2-21	McNeese State	W	7-2
2-21	Pittsburg State	W	7-1

Troy Cox Softball Classic-Las Cruces, N.M.

2-26	#12 Oregon State	L	10-1
2-26	New Mexico State	W	6-2
2-27	Wichita State	W	7-4
2-27	Utah	L	4-2
2-27	Wichita State	W	1-0
2-28	New Mexico State	L	3-2

3-3 Missouri Southern L/W 2-1, 6-0

Morning News Invitational-Fayetteville, Ark.

3-6	Oklahoma City	W	4-3
3-6	Centenary	W	9-1
3-7	Centenary	W	8-0
3-7	Oklahoma City	W	3-2

San Jose State Invitational-San Jose, Calif.

3-12	Utah State	W	3-0
3-12	#6 Arizona State	L	5-0
3-12	Loyola Marymount	L	5-1
3-13	Colorado State	W	2-0
3-13	Utah	L	6-0
3-13	Texas Tech	W	4-1
3-13	Loyola Marymount	W	4-3
3-13	Purdue	L	11-10

3-16 at Kansas W/L 5-3, 6-1

3-20 ALABAMA* W 5-4(8), 4-2

3-21 ALABAMA* L 6-3, 12-7(19)

3-24 at Missouri State L 3-0, 3-2

3-26 at FLORIDA* W/L 4-0, 2-0

4-2 at MISS. STATE* L 5-2, 4-0

4-3 at MISS. STATE* L 7-2, 4-2

4-7 Missouri State W 2-1, 2-1

4-9 at AUBURN* W 1-0, 2-1

4-10 at AUBURN* W 4-0, 4-0

4-16 #11 S. CAROLINA* W 1-0, 1-0

4-18 GEORGIA* W 3-2, 1-0(8)

4-21 Tulsa W 3-0, 2-1

4-23 LSU* L 3-1, 4-0

4-24 LSU* L/W 9-0, 2-1

4-27 at TENNESSEE* L 3-0, 9-1

4-28 at KENTUCKY* W/L 2-0, 4-2

5-7 MISSISSIPPI* W 4-1, 3-2(8)

5-8 MISSISSIPPI* W 6-0, 4-2

SEC Tournament-Columbus, Ga.

5-13 SOUTH CAROLINA W 4-1

5-14 #7 LSU L 10-0(5)

5-15 ALABAMA W 3-2

5-15 TENNESSEE W 3-2(10)

5-16 TENNESSEE W 3-2

5-16 #7 LSU! L 4-3(10)

! denotes SEC championship game

2000**44-31 Overall** (19-8 Home; 9-11 Away; 16-12 Neutral)**19-11 SEC** (10-4 Home; 9-7 Away)

Date	Opponent	W/L	Score
<i>UTA/Isuzu Motors Invitational-Arlington, Texas</i>			
2-11	#5 Southern Miss.	L	7-0
2-11	Stephen F. Austin	L	1-0
2-11	Northwestern State	L	2-1
2-12	Purdue	W	3-2
2-12	AUBURN	W	7-4
2-13	Bethune-Cookman	W	12-3
2-13	Northwestern State	W	5-3
2-13	#8 Oklahoma	L	5-3

Campbell/Cartier Tournament-San Diego, Calif.

2-18	#3 Fresno State	L	1-0
2-18	#15 Long Beach St.	L	2-1
2-19	#21 Stanford	L	8-2
2-20	CS-Northridge	W	1-0
2-20	San Diego State	W	2-1
2-23	at #8 Oklahoma	L	3-0, 6-3

Morning News Invitational-Fayetteville, Ark.

2-25	Virginia	W	7-1, 5-0
2-26	Notre Dame	W/L	4-2, 2-0
2-27	Missouri	W	6-2, 5-1

Florida International Tournament-Miami, Fla.

3-3	Florida A&M	W	8-0
3-3	Pittsburgh	W	2-0
3-4	Ohio State	W	6-1
3-4	Florida A&M	L	5-0
3-5	Eastern Michigan	W	6-1

3-8	at #20 ALABAMA*	L/L	7-1, 4-3
3-9	at #20 ALABAMA*	L	5-0
3-12	MISSISSIPPI*	L/W	3-2, 4-1
3-13	MISSISSIPPI*	W	4-2
3-15	at AUBURN	W	4-1
3-16	at AUBURN*	L	2-0, 3-2
3-18	at Georgia Tech	L/W	3-2, 3-2
3-22	FLORIDA*	L/W	2-1, 2-1
3-23	FLORIDA*	L	5-1
3-25	#14 S. CAROLINA*	L	5-2, 6-1
3-26	#14 S. CAROLINA*	L	5-1
3-29	#9 GEORGIA*	L	6-1, 11-0
3-30	#9 GEORGIA*	L	4-0
4-1	Southern Miss.	W/L	2-1, 7-6
4-3	at Tennessee Tech	W	2-1, 7-1
4-5	at TENNESSEE*	L	1-0, 9-2
4-6	at TENNESSEE*	L	2-0
4-16	at Kansas	W/L	5-1, 1-0
4-18	at MISS. STATE*	W/L	5-1, 3-2
4-19	at MISS. STATE*	W	4-1
4-22	at #11 LSU*	L/W	10-1, 6-5
4-23	at #11 LSU*	L	8-0
4-26	KENTUCKY*	W/L	2-1, 4-0
4-27	KENTUCKY*	L	7-6
4-29	Missouri State	L	7-0, 5-4

2004**18-40 Overall** (8-20 Home; 6-15 Away; 4-5 Neutral)**6-24 SEC** (2-13 Home; 4-11 Away)

Date	Opponent	W/L	Score
<i>Florida Tournament-Gainesville, Fla.</i>			
2-6	Chattanooga	L	1-0(9)
2-6	South Florida	L	4-2
2-7	Appalachian	W	1-0
2-7	FLORIDA	L	4-3
2-8	Missouri	L	5-3

*Georgia State Tournament-Atlanta, Ga.*2-14 *Tournament Cancelled, Weather**UNLV Tournament-Las Vegas, Nev.*

2-20	UNLV	W	1-0
2-21	Texas-El Paso	W	5-0
2-21	Butler	W	5-3
2-21	Northern Illinois	W	1-0(8)
2-22	Northwestern State	L	6-1(5)
2-28	Miss. Valley State	W	4-0, 8-4
2-29	Miss. Valley State	W	5-1
3-6	#8 ALABAMA*	L	8-3, 4-2
3-7	#8 ALABAMA*	L	7-1
3-13	AUBURN*	L	1-0 (9)
3-14	AUBURN*	L	9-0 (6), 3-0
3-16	at #15 S. CAROLINA*	L	6-1, 2-1 (8)
3-17	at #15 S. CAROLINA*	L	6-5
3-19	at Jacksonville	W	2-1
3-20	at #17 FLORIDA*	L	3-1, 7-2
3-21	at #17 FLORIDA*	W	5-4 (11)
3-24	Missouri State	W	6-5 (10), 2-0
3-25	Oklahoma City	L	1-0, 5-1
3-27	at #5 GEORGIA*	L	8-0 (6), 5-2
3-28	at #5 GEORGIA*	L	2-1

Border War-Stillwater, Okla.

3-31	Tulsa	L	6-0
3-31	Oklahoma State	L	2-1
4-3	#12 TENNESSEE*	L/W	7-3, 6-3
4-4	#12 TENNESSEE*	L	6-0
4-6	#4 LSU*	L	7-0, 8-0
4-7	#4 LSU*	L	10-1(5)
4-9	Marshall	W	1-0(11)
4-10	Marshall	L	3-0
4-13	at MISSISSIPPI*	L	5-4(11)
4-14	at MISSISSIPPI*	L/W	2-0, 1-0(9)
4-17	MISS. STATE*	L	2-0, 8-0(6)
4-18	MISS. STATE*	W	4-2
4-21	Kansas	L	5-4 (10)
4-21	Kansas	L	1-0 (6)
4-24	KENTUCKY*	W/L	1-0(8), 8-5
4-25	KENTUCKY*	W	5-1
4-29	at Wichita State	L	1-0, 3-0



JAMIE PINKERTON
2005-2009
Records: 130-179

5-9 Northwestern State L 2-0, 6-3(8)

2005**19-43 Overall** (11-17 Home; 4-21 Away; 4-5 Neutral)**4-25 SEC** (3-12 Home; 1-13 Away)

Date	Opponent	W/L	Score
<i>Mustang Roundup-San Luis Obispo, Calif.</i>			
2-4	CS-Sacramento	L	4-0
2-4	Nevada	W	3-4
2-5	Colorado State	W	2-1
2-5	Cal Poly-SLO	L	8-0(6)
2-6	Colorado State	L	6-4
<i>Las Cruces Hilton Classic-Las Cruces, N.M.</i>			
2-11	Texas-Arlington	W	5-4
2-11	Kansas	L	5-1
2-13	Purdue	W	7-6
2-13	New Mexico State	L	8-3

Islander Invitational-Corpus Christi, Texas

2-18	Texas-Arlington	L	3-0
2-18	Texas A&M-CC	L	2-0
2-20	Sam Houston State	L	1-0

Lady's Back Invitational-Fayetteville, Ark.

2-26	UMKC	W	7-1
2-26	Louisiana-Monroe	W	6-1
2-27	Louisiana-Monroe	W	8-0 (5)
3-2	at #12 Oklahoma	L	12-0 (5), 8-0 (6)

Arkansas Invitational-Fayetteville, Ark.

3-5	Miss. Valley State	W	8-2
3-5	Northwestern State	L	5-2
3-6	Northwestern State	W	2-1
3-6	Miss. Valley State	W	9-1 (6)

3-8 S. CAROLINA* L 6-1, 3-0

3-9 S. CAROLINA* L 5-3

3-12 at AUBURN* L 4-0, 10-1(6)

3-13 at AUBURN* L 10-2 (5)

3-16 Stephen F. Austin L 9-5, 7-6

3-19 #16 FLORIDA* L 2-1(8), 9-0

3-20 #16 FLORIDA* L 8-0(5)

3-23 Centenary W 3-1, 6-5

3-25 #13 GEORGIA* L 1-0, 10-0 (5)

3-26 #13 GEORGIA* L 10-4

Border War-Fayetteville, Ark.

3-29 Oklahoma State L 4-3

3-29 Tulsa W 7-2

4-3 at #4 TENNESSEE L 6-0, 2-1

4-6 LSU* W/L 5-3, 8-3

4-7 LSU* L 6-4

4-13 at Missouri State L/W 5-3, 4-0

4-16 at MISS. STATE* L 5-4, 1-0

4-17 at MISS. STATE* L 2-1

4-19 Oklahoma City L/W 1-0, 7-4

4-23 KENTUCKY* W 10-2 (6), 4-0

4-24 KENTUCKY* W 10-2 (5)

4-26 at Kansas L 7-2, 6-5

5-3 MISSISSIPPI L 2-1, 4-1

5-4 MISSISSIPPI L 1-0 (9)

5-6 at #9 ALABAMA* L 4-0

5-7 at #9 ALABAMA* L 4-0, 8-1

2006**26-35 Overall** (17-17 Home; 6-12 Away; 3-6 Neutral)**10-19 SEC** (4-11 Home; 6-8 Away)

Date	Opponent	W/L	Score
<i>Diamond Fun and Sun Classic-Miami, Fla.</i>			
2-10	#10 GEORGIA	L	6-7(9)
2-10	North Carolina	L	0-5
2-11	#24 Iowa	W	1-0
2-11	at FIU	L	3-8
2-12	#24 Iowa	L	1-5

2-12	North Carolina	L	4-8
<i>Centenary College Classic-Shreveport, La.</i>			
2-17	UAB	L	1-9(5)
2-17	at Centenary	L	4-6
<i>Lady's Back Invitational-Fayetteville, Ark.</i>			
2-24	Drake	W	1-0(8)
2-24	Penn State	L	2-3(10)
2-25	North Dakota State	W	3-0
2-26	UMKC	W	3-0
2-26	Missouri State	W	3-2

Country Inn and Suites Arkansas Invitational-Fayetteville, Ark.

3-3 Jacksonville State W/W 2-1(11), 6-2

3-4 Northwestern State W/W 7-0, 3-1(8)

3-5 Centenary W/W 3-0, 1-0

3-11 at #12 GEORGIA* L/L 1-6, 3-6

3-12 at #12 GEORGIA* W 1-0

3-16 Oklahoma City L/W 6-7, 7-0(1)

3-18 #22 MISS. STATE* L/L 0-5, 2-5

3-19 #22 MISS. STATE* W 4-2

3-21 at MISSISSIPPI* L/W 1-2, 4-3

3-22 at MISSISSIPPI* W 9-0(5)

3-25 at FLORIDA* L/W 8-9, 5-1

3-26 at FLORIDA* L 2-3(10)

Border War-Tulsa, Okla.

3-29 Oklahoma State L 1-8

3-29 at Tulsa L 4-7

4-1 #5 TENNESSEE* L/L 0-5, 1-8

4-2 #5 TENNESSEE* L 0-6

4-5 Kansas L/L 1-2, 0-1

4-9 at SOUTH CAROLINA* L/L 0-3, 0-1

4-11 Missouri State W/W 5-1, 1-0

4-14 at KENTUCKY* L 0-8(6)

4-15 at KENTUCKY* W/W 2-1, 2-0

4-19 ULM (Sherwood) W/W 3-2, 4-3

4-22 #18 AUBURN* L/W 4-5, 2-0

4-23 #18 AUBURN* L 1-2

4-25 #11 LSU* W 3-2

4-26 #11 LSU* L/W 3-4, 3-2(9)

5-1 #23 Oklahoma L/L 4-5, 0-5

5-5 #4 ALABAMA* L/L 2-7, 0-7

5-6 #4 ALABAMA* L 2-9

SEC Tournament-Athens, Ga.

5-11 at #8 Georgia L 0-2

2007**21-43 Overall** (9-19 Home; 6-19 Away; 6-5 Neutral)**6-22 SEC** (3-11 Home; 3-11 Away)

Date	Opponent	W/L	Score
<i>USF-Best Western Tournament - Tampa, Fla.</i>			
2-9	Virginia	L	1-2
2-9	#22 South Florida	W	6-5
2-10	Western Kentucky	L	0-1
2-10	#22 South Florida	L	1-2
2-11	Virginia	L	1-4

Texas A&M Aggie Classic - College Station, Texas

2-16 Texas-San Antonio W 8-0

2-16 #3 Texas A&M L 1-4

2-17 Texas-San Antonio W 7-0

2-17 #3 Texas A&M L 0-11 (5)

2-18 Rutgers W 8-6

Clarion Inn-Lady's Back Inv.-Fayetteville, Ark.

2-23 UMKC W 7-0

2-23 Wichita State L 1-3

2-24 Missouri L 3-6

2-24 Colorado State L 1-6

2-25 Missouri L 11-12

2-28 at #6 Oklahoma L/L 0-14(5), 2-10(5)

Holiday Inn Express-Ark. Inv. - Fayetteville, Ark.

3-2 Louisiana-Monroe W 1-0

3-2 Northern Iowa L 0-3

3-3 Northern Iowa W 9-1(6)

3-3 Louisiana-Monroe L 1-4

3-4 Northern Iowa W 6-5

3-4 Louisiana-Monroe W 8-5

3-6 North Texas W 7-3

3-10 SOUTH CAROLINA* L/W 0-1, 7-0

3-11 SOUTH CAROLINA* L 1-4



3-14	Western Illinois	L/L	1-3, 1-2
<i>Big Red Tournament - Lincoln, Neb.</i>			
3-16	Nebraska	L	2-6
3-16	North Dakota State	L	0-10 (5)
3-17	Nebraska	L	0-5
3-17	North Dakota State	W	2-1
3-18	North Dakota State	L	5-6
3-18	Nebraska	W	5-4
3-21	at #2 Alabama*	L/L	0-9 (5), 2-5
3-24	at #1 Tennessee*	L/L	0-4, 0-1
3-25	at #1 Tennessee*	L	0-5
3-27	AUBURN*	L/L	1-3, 1-2
<i>Border War - Stillwater, Okla.</i>			
3-29	Oklahoma St/Tulsa	Rained Out	
3-31	KENTUCKY*	W/W	14-8, 5-2
4-1	KENTUCKY*	W	2-0
4-3	at Kansas	L/W	2-4, 6-1
4-6	at #23 Florida*	L/L	0-4, 0-5
4-7	at #23 Florida*	W	1-0
4-11	Alcorn State	Rained Out	
4-14	at Mississippi*	W/L	7-0, 0-1
4-15	at Mississippi*	L	4-7
4-18	La. Tech (Sherwood)	W/W	1-0, 5-4
4-21	#6 LSU*	L/L	0-5, 0-7
4-22	#6 LSU*	L	1-3
4-25	at Wichita State	Cancelled	
4-28	GEORGIA*	L/L	0-5, 2-7
4-29	GEORGIA*	L	3-5
5-4	at Mississippi State*	L/W	1-3, 11-8
5-5	at Mississippi State*	L	0-8 (5)

2008**37-29 Overall** (16-12 Home; 6-13 Away; 15-4 Neutral)**8-20 SEC** (4-10 Home; 4-10 Away)

Date	Opponent	W/L	Score
<i>Century Bank Classic - Texarkana, Ark.</i>			
2-8	UAB	W	6-5 (8)
2-8	UAB	L	2-4
2-9	Oklahoma State	W	4-3
2-9	Oklahoma State	W	3-2 (9)
2-10	Centenary	W	13-1 (6)
2-10	Centenary	W	9-1 (5)
<i>Metrodome Classic - Minneapolis, Minn.</i>			
2-15	Tennessee Tech	W	2-1
2-15	Northern Iowa	L	0-3
2-15	Drake	W	5-4
2-16	Western Illinois	W	4-3
2-17	Iowa	W	5-3
2-17	Minnesota	W	2-1
2-21	Northern Colorado	W	6-0
<i>Clarion Inn-Arkansas Invitational - Fayetteville</i>			
2-22	Northern Colorado	W	12-2 (5)
2-23	Alcorn State	W	7-4
2-24	Creighton	W	7-2
2-24	Saint Louis	W	18-3 (5)
<i>Wilson/DeMarini Invitational - Tempe, Ariz.</i>			
2-29	San Jose State	W	9-2
2-29	FIU	W	13-4 (5)
3-1	Creighton	W	10-1
3-1	#2 Arizona State	L	5-6 (8)
3-2	Drake	L	0-10 (5)
3-8	at South Carolina*	L/W	4-5, 3-2
3-9	at South Carolina*	L	0-4
3-12	Indiana State	W/W	12-2 (5), 4-1
3-14	#4 Florida*	L/L	0-1, 1-3
3-15	#4 Florida*	L	2-7
3-18	at Auburn*	L/L	6-9, 3-5
3-21	#8 Tennessee*	W/L	5-2, 2-11
3-22	#8 Tennessee*	L	2-4
<i>Border War - Fayetteville, Ark.</i>			
3-26	Oklahoma State	W	4-0
3-26	Tulsa	L	1-2
3-29	at #15 Georgia*	L/L	1-3, 1-13
3-30	at #15 Georgia*	L	1-3
4-2	Louisiana-Monroe	W/W	3-0, 6-0
4-4	Texas A&M-CC	W	11-2 (5)
4-5	Texas A&M-CC	W/W	8-1, 5-1

4-7	#11 Oklahoma	W/L	3-2, 2-3 (8)
4-10	Kansas	Cancelled	
4-12	at KENTUCKY*	W/W	6-5 (9), 3-0
4-13	at KENTUCKY*	W	14-1 (5)
4-17	#1 ALABAMA*	L/L	0-4, 0-3
4-19	MISSISSIPPI*	W/L	3-2, 0-8 (5)
4-20	MISSISSIPPI*	L	1-6
4-26	#15 LSU*	L/L	0-4, 6-8 (8)
4-27	#15 LSU*	L	0-4
4-29	at Missouri State	L/W	2-5, 9-1 (5)
5-3	#23 MISSISSIPPI ST.*	W/L	3-1, 1-9
5-4	#23 MISSISSIPPI ST.*	W	7-6
<i>NCAA Regional - Norman, Okla.</i>			
5-16	Tulsa	W	7-5
5-17	#7 Oklahoma	L	5-6 (11)
5-17	Oregon	L	0-3

2009**27-29 Overall** (10-8 Home; 8-14 Away; 9-7 Neutral)**10-16 SEC** (6-5 Home; 4-11 Away)

Date	Opponent	W/L	Score
<i>Southern Miss Invitational - Hattiesburg, Miss.</i>			
2-6	at Southern Miss	W	5-3
2-7	Western Kentucky	W	7-4
2-7	at Southern Miss	L	7-9
2-8	Samford	W	6-2
<i>Metrodome Classic - Minneapolis, Minn.</i>			
2-13	Drake	L	5-6
2-14	at Minnesota	W	3-2
2-14	Western Illinois	W	5-3
2-15	Northern Iowa	L	0-7
2-15	Wisconsin-Green Bay	W	8-0
<i>FAU/FIU Strikeout Cancer Tour - Boca Raton, Fla.</i>			
2-20	FIU	L	1-10
2-20	at Florida Atlantic	L	1-2
2-21	Missouri	L	0-8
2-21	at Florida Atlantic	L	0-8
2-22	Fordham	W	7-3
<i>Holiday Inn-NWA Razorback Invt. - Fayetteville</i>			
2-27	Bradley	W	10-5
2-27	Ball State	W	1-0
<i>Oklahoma State Mizuno Classic - Stillwater, Okla.</i>			
3-6	Drake	W	6-3
3-7	Cleveland State	W	3-1
3-7	Northern Colorado	L	2-6
3-8	Oklahoma State	L	6-7
3-11	SOUTH CAROLINA*	W	4-0
3-11	SOUTH CAROLINA*	W	7-0
3-17	at MISSISSIPPI STATE*	W	8-3
3-17	at MISSISSIPPI STATE*	W	5-1
3-18	at MISSISSIPPI STATE*	W	3-2
3-21	KENTUCKY*	L	4-11
3-21	KENTUCKY*	W	8-5
3-22	KENTUCKY*	W	4-3
3-25	#9 TENNESSEE*	L	0-9
3-28	at OLE MISS*	L	4-5
3-28	at OLE MISS*	L	2-3
3-29	at OLE MISS*	W	6-0
<i>Border War - Tulsa, Okla.</i>			
4-1	vs. Oklahoma State	W	8-0
4-1	at Tulsa	W	9-5
4-4	AUBURN*	L	3-4
4-4	AUBURN*	W	4-2
4-5	AUBURN*	L	4-5
4-8	at #13 Oklahoma	W	11-9
4-10	LSU*	W	8-7
4-10	LSU*	L	4-10
4-11	LSU*	L	4-7
4-15	Centenary	W	6-2
4-18	at #6 ALABAMA*	L	1-9
4-18	at #6 ALABAMA*	L	1-7
4-19	at #6 ALABAMA*	L	0-9
4-22	Missouri State	L	1-2
4-25	at #1 FLORIDA*	L	0-11
4-25	at #1 FLORIDA*	L	0-11
4-26	at #1 FLORIDA*	L	0-6
4-29	UMKC	W	7-1

4-29	UMKC	W	16-1
5-3	#9 GEORGIA*	L	0-8
5-3	#9 GEORGIA*	L	2-8
<i>SEC Tournament - Knoxville, Tenn.</i>			
5-7	#5 ALABAMA	L	0-6
<i>NCAA Regional - Norman, Okla.</i>			
5-15	Tulsa	L	0-6
5-16	at Oklahoma	L	2-21

**MIKE LARABEE****2010-Present
Record: 41-68****2010****28-29 Overall** (12-13 Home; 7-11 Away; 9-5 Neutral)**10-18 SEC** (5-9 Home; 5-9 Away)

Date	Opponent	W/L	Score
<i>Metrodome Classic - Minneapolis, Minn.</i>			
2-12	Western Illinois	L	4-5
2-12	Iowa	W	2-1
2-13	Drake	L	1-2
2-13	Minnesota	L	1-4
2-14	Iowa State	W	2-1
<i>North Texas Invitational - Denton, Texas</i>			
2-19	North Texas	L	2-10
2-19	Sam Houston State	W	12-1
2-20	Missouri State	W	6-5
2-20	Buffalo	W	6-0
<i>NFCA Lead-Off Classic</i>			
2-26	Nebraska	W	2-0
2-26	Central Florida	W	6-0
2-27	#8 Georgia Tech	L	2-11 (5)
2-27	Iowa	W	3-2
2-28	Illinois	L	4-7
<i>Razorback Invitational - Fayetteville, Ark.</i>			
3-5	Eastern Illinois	W	9-1
3-5	#19 La.-Lafayette	L	2-5
3-6	Iowa State	L	1-2
3-6	Drake	W	5-0
3-7	Southern Mississippi	W	2-1
<i>Arkansas Invitational - Fayetteville, Ark.</i>			
3-13	Louisiana Tech	W	5-2
3-13	SE Missouri State	W	4-2
3-14	SIU-Edwardsville	W	9-3
3-14	Louisiana Tech	W	5-3 (9)
3-17	at SOUTH CAROLINA*	W	8-5
3-17	at SOUTH CAROLINA*	W	3-2





3-20	at KENTUCKY*	L	0-5
3-20	at KENTUCKY*	L	2-4
3-21	at KENTUCKY*	W	9-8
3-24	#9 Oklahoma	L	1-6
3-27	MISSISSIPPI STATE*	W	7-2
3-27	MISSISSIPPI STATE*	W	11-6
3-28	MISSISSIPPI STATE*	W	18-13
3-31	at Tulsa	L	2-13 (5)
3-31	at Tulsa	W	3-1
4-2	at #8 GEORGIA*	W	3-2 (8)
4-2	at #8 GEORGIA*	W	10-5
4-3	at #8 GEORGIA*	L	0-4
4-10	#4 FLORIDA*	L	5-9
4-10	#4 FLORIDA*	L	3-12 (5)
4-11	#4 FLORIDA*	L	1-6
4-14	#16 TENNESSEE*	L	1-3
4-14	#16 TENNESSEE*	L	3-5
4-17	at #15 LSU*	L	4-2
4-17	at #15 LSU*	L	3-2 (10)
4-18	at #15 LSU*	L	3-2
4-21	vs. Memphis	W	6-1
4-24	#5 ALABAMA*	L	1-6
4-24	#5 ALABAMA*	L	8-16 (6)
4-25	#5 ALABAMA*	L	6-8
4-28	Missouri State	W	11-3
5-1	OLE MISS*	W	5-0
5-1	OLE MISS*	W	9-0 (5)
5-2	OLE MISS*	L	6-10
5-8	at AUBURN*	L	3-4
5-8	at AUBURN*	L	2-3
5-9	at AUBURN*	L	1-2
SEC Tournament - Fayetteville, Ark.			
5-13	Alabama	L	0-9 (5)

2011

13-39 Overall (12-13 Home; 7-11 Away; 9-12 Neutral)

3-23 SEC (5-9 Home; 5-9 Away)

Date	Opponent	W/L	Score
25th Annual Louisiana Classics - Lafayette, La.			
2-11	Prairie View	W	16-0
2-11	Sam Houston	W	6-5 (9)
2-12	#17 Louisiana-Lafayette	L	1-14
2-12	Sam Houston	L	6-9 (8)
2-13	Rhode Island	W	8-0
Louisville Slugger Desert Classic - Las Vegas, N.V.			
2-18	#1 UCLA	W	4-3
2-18	UNLV	L	2-3
2-19	#14 Oregon	L	7-8 (8)
2-19	LBSU	L	0-11
2-20	Utah	W	8-4 (8)
Holiday Inn Emerald Beach Islanders Classic - Corpus Christi, Texas			
2-24	Rutgers	L	3-4 (9)
2-25	Texas Southern	W	14-4
2-25	Texas A&M-Corpus Christi	L	4-5
2-26	Rutgers	W	5-2
2-26	Texas A&M-Corpus Christi	L	0-4
USF Under Armour Invitational - Tampa, Fla.			
3-4	Ball State	L	2-3
3-4	South Florida	L	0-2
3-5	East Tennessee State	W	4-2
3-5	#5 Michigan	L	0-8 (5)
3-6	Loyola Marymount	W	5-2 (8)
3-9	at #18/14 Missouri	L	0-12 (5)
3-11	#24 AUBURN*	L	1-5
3-12	#24 AUBURN*	L	1-9 (6)
3-13	#24 AUBURN*	L	0-2
3-16	#24/21 KENTUCKY*	L	0-4

3-16	#24/21 KENTUCKY*	L	2-7 (11)
3-18	at MISS. STATE*	L	0-3
3-19	at MISS. STATE*	L	0-2
3-20	at MISS. STATE* (FSN)	L	5-6
3-23	at OLE MISS* (CST)	L	3-4
3-23	at OLE MISS* (CST)	W	7-6
3-25	at #1 ALABAMA*	L	1-10 (5)
3-26	at #1 ALABAMA*	L	3-12 (5)
3-27	at #1 ALABAMA*	L	0-9 (5)
Border War - Stillwater, Okla.			
3-30	Tulsa	Cancelled	
3-30	#19/18 Oklahoma State	L	0-1 (8)
4-1	LSU*	L	0-8
4-2	LSU* (CST)	L	1-10
4-3	LSU*	L	0-1
4-6	Missouri State	L	1-2
4-8	at #10/11 FLORIDA*	L	0-4
4-9	at #10/11 FLORIDA*	L	1-8
4-10	at #10/11 FLORIDA*	L	0-8 (5)
4-15	SOUTH CAROLINA*	Postponed	
4-16	SOUTH CAROLINA* (FSN)	L	3-7
4-16	SOUTH CAROLINA*	W	2-1 (9)
4-17	SOUTH CAROLINA* (ESPNU)	L	4-5
4-19	vs. Memphis	L	2-14 (6)
4-23	#3/4 GEORGIA*	W	2-1
4-23	#3/4 GEORGIA*	Rained Out	
4-24	#3/4 GEORGIA*	Rained Out	
4-26	ULM	W	1-0 (8)
4-26	ULM	Cancelled	
4-29	at #6/5 TENNESSEE*	L	1-11
4-30	at #6/5 TENNESSEE*	L	0-8 (5)
5-1	at #6/5 TENNESSEE*	L	1-9 (5)
5-5	UMKC	L	1-2





SERIES RECORDS

SCHOOL	W	L	PCT.	LAST
Akron	2	0	1.000	2003
ALABAMA	7	45	.135	2011
Alcorn State	1	0	1.000	2008
Appalachian	1	0	1.000	2004
Arizona	0	1	.000	2003
Arizona State	0	2	.000	2008
AUBURN	20	28	.417	2011
Ball State	1	2	.333	2011
Baylor	0	1	.000	2001
Bethune-Cookman	4	0	1.000	2002
Boston College	1	0	1.000	2002
Bradley	1	0	1.000	2009
Buffalo	1	0	1.000	2010
Butler	1	0	1.000	2004
California	0	1	.000	1998
Cal Poly-SLO	0	3	.000	2005
UC-Santa Barbara	0	1	.000	1998
CS-Northridge	2	2	.500	2003
CS-Sacramento	0	3	.000	2005
UC-Riverside	2	0	1.000	2002
Centenary	10	1	.909	2009
Central Florida	3	1	.750	2010
Cleveland State	1	0	1.000	2009
Coastal Carolina	2	0	1.000	2002
Colorado State	2	2	.500	2007
Creighton	3	2	.600	2008
DePaul	0	1	.000	1998
Drake	5	3	.625	2010
East Carolina	0	1	.000	1997
East Tennessee State	1	0	1.000	2011
Eastern Illinois	1	0	1.000	2010
Eastern Michigan	1	0	1.000	2000
Evansville	0	3	.000	2003
FLORIDA	11	32	.256	2011
Florida A&M	1	0	1.000	2000
Florida Atlantic	1	4	.200	2009
Florida International	3	2	.600	2009
Florida State	0	1	.000	1997
Fresno State	0	3	.000	2000
Fordham	1	0	1.000	2009
GEORGIA	13	27	.325	2011
Georgia Southern	2	0	1.000	2003
Georgia State	1	1	.500	2001
Georgia Tech	2	3	.400	2010
Hawai'i	1	1	.500	1998
Hofstra	1	0	1.000	1997
Houston	2	0	1.000	2003
Illinois	0	1	.000	2010
Illinois-Chicago	1	0	1.000	2001
Indiana State	2	0	1.000	2008
Iowa	4	1	.800	2010
Iowa State	1	1	.500	2010
Jacksonville	1	1	.500	2004
Jacksonville State	4	0	1.000	2006
Kansas	7	16	.304	2007
KENTUCKY	26	15	.634	2011
Long Beach State	1	4	.200	2011
Louisiana-Lafayette	0	2	.000	2011
ULM	9	2	.818	2011
Louisiana Tech	4	1	.800	2010
Loyola Marymount	4	1	.800	2011
LSU	8	45	.151	2011
McNeese State	2	0	1.000	1999
Maine	1	0	1.000	2001
Marshall	1	1	.500	2004
Memphis	1	1	.500	2011
Michigan	0	2	.000	2011
Michigan State	0	1	.000	1997
Minnesota	2	2	.500	2010
OLE MISS	30	18	.625	2011
MISSISSIPPI STATE	23	29	.442	2011
Miss. Valley State	5	0	1.000	2005
Missouri	2	5	.286	2011
UMKC	6	1	.857	2011
Missouri Southern	1	1	.500	1999

SCHOOL	W	L	PCT.	LAST
Missouri State	16	18	.471	2011
Nebraska	2	2	.500	2010
Nevada	1	0	1.000	2005
New Mexico State	1	2	.333	2005
Nicholls State	1	0	1.000	1998
North Carolina	0	2	.000	2006
North Dakota State	2	2	.500	2007
North Texas	1	1	.500	2010
Northern Colorado	2	1	.667	2009
Northern Illinois	1	0	1.000	2004
Northern Iowa	2	3	.400	2009
Northwestern	0	2	.000	2003
Northwestern State	4	6	.400	2006
Notre Dame	2	2	.500	2001
Ohio State	2	1	.333	2001
Oklahoma	2	16	.111	2010
Oklahoma City	12	7	.600	2006
Oklahoma State	6	5	.545	2011
Oregon	3	3	.500	2011
Oregon State	0	2	.000	2000
Pacific	0	3	.000	1998
Penn State	0	1	.000	2006
Pittsburgh	1	0	1.000	2000
Pittsburg State	2	0	1.000	1999
Prairie View A&M	1	0	1.000	2011
Purdue	2	1	.667	2005
Rhode Island	1	0	1.000	2011
Rutgers	2	1	.667	2011
Saint Louis	1	0	1.000	2008
Samford	1	0	1.000	2009
Sam Houston State	2	2	.500	2011
San Diego State	1	1	.500	2000
San Jose State	1	1	.500	2008
SOUTH CAROLINA	15	25	.375	2011
South Florida	1	3	.250	2011
Southern Illinois-Edwardsville	0	1	.000	2010
Southern Mississippi	5	3	.625	2010
Southwest Texas	0	1	.000	2003
Stanford	0	2	.000	2000
Stephen F. Austin	0	3	.000	2005
TENNESSEE	11	29	.275	2011
Tenn.-Chattanooga	0	1	.000	2004
Tennessee Tech	3	0	1.000	2008
Texas	0	1	.000	2002
Texas-Arlington	2	1	.667	2005
Texas-El Paso	1	0	1.000	2004
Texas-San Antonio	2	1	.667	2007
Texas A&M	0	6	.000	2007
Texas A&M-CC	3	4	.429	2011
Texas Southern	1	0	1.000	2011
Texas Tech	3	2	.600	2003
Tulsa	10	9	.526	2010
Toledo	0	1	.000	1997
UAB	1	2	.333	2008
UCLA	1	0	1.000	2011
UNLV	1	1	.500	2011
US Military Acad.	1	0	1.000	2002
Utah	2	3	.400	2011
Utah State	3	0	1.000	2003
Virginia	2	2	.500	2007
Virginia Tech	2	0	1.000	2002
Washington	0	1	.000	2003
Western Illinois	2	3	.400	2010
Western Kentucky	1	1	.500	2009
Wichita State	4	3	.571	2007
Wisconsin	1	1	.500	2002
Wisconsin-Green Bay	1	0	1.000	2009
TOTAL	415	521	.443	

*Tied Oklahoma City in 2002

SEC Opponents in **BOLD**

SCHOOL-BY-SCHOOL

Akron (2-0)		
2-22-03	W, 4-3	Fayetteville
2-22-03	W, 8-4	Fayetteville
ALABAMA* (7-45)		
3-14-97	W, 9-1	Fayetteville
3-14-97	L, 3-2	Fayetteville
3-15-97	W, 2-1	Fayetteville
3-15-97	L, 7-1	Fayetteville
3-13-98	L, 7-1	Tuscaloosa
3-13-98	L, 12-0	Tuscaloosa
3-14-98	L, 6-0	Tuscaloosa
3-14-98	L, 8-3	Tuscaloosa
3-20-99	W, 5-4	Fayetteville
3-20-99	W, 4-2	Fayetteville
3-21-99	L, 6-3	Fayetteville
3-21-99	L, 12-7 (19)	Fayetteville
5-15-99	W, 3-2	Columbus, Ga.
3-17-00	L, 2-1	Tuscaloosa (13)
3-17-00	W, 11-6	Tuscaloosa (13)
3-18-00	L, 3-0	Tuscaloosa (13)
3-18-00	L, 8-6	Tuscaloosa (13)
3-17-01	L, 1-0	Tuscaloosa (4)
3-17-01	L, 4-0	Tuscaloosa (4)
3-18-01	L, 3-0	Tuscaloosa, (4)
5-10-01	L, 2-0	Chattanooga, Tenn. (7)
3-16-02	W, 2-0	Fayetteville (17)
3-16-02	L, 5-4	Fayetteville (17)
3-17-02	L, 5-1	Fayetteville (17)
5-9-02	L, 2-1	Chattanooga, Tenn. (18)
3-8-03	L, 7-1	Tuscaloosa (20)
3-8-03	L, 4-3	Tuscaloosa (20)
3-9-03	L, 5-0	Tuscaloosa (20)
3-6-04	L, 8-3	Fayetteville (8)
3-6-04	L, 4-2	Fayetteville (8)
3-7-04	L, 7-1	Fayetteville (8)
5-6-05	L, 4-0	Tuscaloosa (9)
5-7-05	L, 4-0	Tuscaloosa (9)
5-7-05	L, 8-1	Tuscaloosa (9)
5-5-06	L, 7-2	Fayetteville (4)
5-5-06	L, 7-0	Fayetteville (4)
5-6-06	L, 9-2	Fayetteville (4)
3-21-07	L, 9-0 (5)	Tuscaloosa (2)
3-21-07	L, 5-2	Tuscaloosa (2)
4-17-08	L, 4-0	Fayetteville (1)
4-17-08	L, 3-0 (6)	Fayetteville (1)
4-18-09	L, 9-1	Tuscaloosa (6)
4-18-09	L, 7-1	Tuscaloosa (6)
4-19-09	L, 9-0	Tuscaloosa (6)
4-24-10	L, 6-1	Fayetteville
4-24-10	L, 16-8 (6)	Fayetteville
4-25-10	L, 8-6	Fayetteville
5-13-10	L, 9-0 (5)	Fayetteville
3-25-11	L, 10-1 (5)	Tuscaloosa (1)
3-26-11	L, 12-3 (5)	Tuscaloosa (1)
3-27-11	L, 9-0 (5)	Tuscaloosa (1)
Alcorn State (1-0)		
2-23-08	W, 7-4	Fayetteville
Appalachian (1-0)		
2-7-04	W, 1-0	Gainesville, Fla.
Arizona (0-1)		
2-16-03	L, 9-1	Tucson (2)
Arizona State (0-2)		
3-12-99	L, 5-0	San Diego, Calif.
3-1-08	L, 5-6 (8)	Tempe, Ariz.
AUBURN (20-28)		
4-5-97	L, 7-6	Auburn
4-5-97	L, 2-1	Auburn
4-6-97	L, 2-0	Auburn
4-6-97	L, 9-0	Auburn
4-3-98	W, 5-4	Fayetteville
4-3-98	L, 4-2	Fayetteville



4-4-98	W, 5-4	Fayetteville
4-4-98	W, 6-4	Fayetteville
4-9-99	W, 1-0	Auburn
4-9-99	W, 3-1	Auburn
4-10-99	W, 4-0	Auburn
4-10-99	W, 4-0	Auburn
2-12-00	W, 7-4	Arlington, Texas
4-7-00	W, 2-0	Fayetteville
4-7-00	W, 6-2	Fayetteville
4-8-00	L, 3-1	Fayetteville
4-8-00	W, 4-2	Fayetteville
3-34-01	W, 6-0	Auburn
3-24-01	W, 5-2	Auburn
3-25-01	W, 4-3	Auburn
3-23-02	W, 6-2	Fayetteville
3-23-02	W, 4-0	Fayetteville
3-24-02	W, 3-2	Fayetteville
3-15-03	W, 4-1	Auburn
3-16-03	L, 2-0	Auburn
3-16-03	L, 3-2	Auburn
3-13-04	L, 1-0 (9)	Fayetteville
3-14-04	L, 9-0 (6)	Fayetteville
3-14-04	L, 3-0	Fayetteville
3-12-05	L, 4-0	Auburn
3-12-05	L, 10-1 (6)	Auburn
3-13-05	L, 10-2 (5)	Auburn
4-22-06	L, 5-4	Fayetteville (18)
4-22-06	W, 2-0	Fayetteville (18)
4-23-06	L, 2-1	Fayetteville (18)
3-27-07	L, 5-0	Fayetteville
3-27-07	L, 3-2	Fayetteville
3-18-08	L, 9-6	Auburn
3-18-08	L, 5-3	Auburn
4-4-09	L, 4-3	Fayetteville
4-4-09	W, 4-2	Fayetteville
4-5-09	L, 5-4	Fayetteville
5-8-10	L, 4-3	Auburn
5-8-10	L, 3-2 (8)	Auburn
5-9-10	L, 2-1	Auburn
3-11-11	L, 5-1	Fayetteville (24)
3-12-11	L, 9-1 (6)	Fayetteville (24)
3-13-11	L, 2-0	Fayetteville (24)
Ball State (1-2)		
3-7-97	L, 4-2	Tampa, Fla.
2-27-09	W, 1-0	Fayetteville
3-4-11	L, 3-2	Tampa, Fla.
Baylor (0-1)		
2-9-01	L, 3-1	Arlington, Texas
Bethune-Cookman (4-0)		
2-13-00	W, 12-3	Arlington, Texas
2-9-01	W, 3-0	Arlington, Texas
2-2-02	W, 4-3	Daytona Beach, Fla.
2-3-02	W, 2-1	Daytona Beach, Fla.
Bradley (1-0)		
2-27-09	W, 10-5	Fayetteville
Boston College (1-0)		
2-16-02	W, 4-0	College Station, Texas
Buffalo (1-0)		
2-20-10	W, 6-0	Denton, Texas
Butler (1-0)		
2-21-04	W, 5-3	Las Vegas, Nev.
California (0-1)		
3-19-98	L, 7-0	Sacramento, Calif.
Cal Poly-SLO (0-3)		
2-28-98	L, 2-0	Santa Barbara, Calif.
3-1-98	L, 4-0	Santa Barbara, Calif.
2-5-05	L, 8-0 (6)	San Luis Obispo
UC-Santa Barbara (0-1)		
2-27-98	L, 9-8	Santa Barbara

CS-Northridge (2-2)		
2-20-97	L, 4-3	San Diego, Calif.
2-19-00	W, 1-0	San Diego, Calif.
5-18-00	W, 5-0	Norman, Okla.
3-3-03	L, 7-4	St. George, Utah
CS-Sacramento (0-3)		
2-22-97	L, 7-1	San Diego, Calif.
3-21-97	L, 3-1	Sacramento, Calif.
2-4-05	L, 4-0	San Luis Obispo, Calif.
UC-Riverside (2-0)		
2-9-02	W, 4-2	Long Beach, Calif.
2-10-02	W, 4-1	Long Beach, Calif.
Centenary (10-1)		
2-21-98	W, 9-0	Monroe, La.
3-6-99	W, 9-1	Fayetteville
3-7-99	W, 8-0	Fayetteville
3-23-05	W, 3-1	Shreveport
3-23-05	W, 6-5	Shreveport
2-17-06	L, 6-4	Shreveport
3-5-06	W, 3-0	Fayetteville
3-5-06	W, 1-0	Fayetteville
2-10-08	W, 13-1 (6)	Texarkana, Ark.
2-10-08	W, 9-1 (5)	Texarkana, Ark.
4-15-09	W, 6-2	Sherwood, Ark.
Central Florida (3-1)		
2-2-02	L, 6-5	Daytona Beach, Fla.
2-3-02	W, 2-1	Daytona Beach, Fla.
2-8-03	W, 6-2	St. Augustine, Fla.
2-26-10	W, 6-0	Columbus, Ga.
Coastal Carolina (2-0)		
3-11-02	W, 7-1	Myrtle Beach, SC
3-11-02	W, 2-1	Myrtle Beach, SC
Colorado State (2-2)		
3-13-99	W, 2-0	San Diego, Calif.
2-5-05	W, 2-1	San Luis Obispo, Calif.
2-6-06	L, 6-4	San Luis Obispo, Calif.
2-24-07	L, 6-1	Fayetteville
Creighton (3-2)		
3-1-97	W, 2-1	Fayetteville
3-2-97	L, 1-0	Fayetteville
3-6-98	L, 3-2	Fayetteville
2-24-08	W, 7-2	Fayetteville
3-1-08	W, 10-1	Tempe, Ariz.
DePaul (0-1)		
3-6-98	L, 6-2	Fayetteville
Drake (5-3)		
2-17-01	W, 2-1	Monroe, La.
2-24-06	W, 1-0 (8)	Fayetteville
2-15-08	W, 5-4 (8)	Minneapolis, Minn.
3-2-08	L, 10-0 (5)	Tempe, Ariz.
2-13-09	L, 6-5	Minneapolis, Minn.
3-6-09	W, 6-3	Stillwater, Okla.
2-13-10	L, 2-1	Minneapolis, Minn.
2-21-10	W, 3-2	Columbus, Ga.
East Carolina (0-1)		
3-8-97	L, 3-1	Tampa, Fla.
East Tennessee State (1-0)		
3-5-11	W, 4-2	Tampa, Fla.
Eastern Michigan (1-0)		
3-5-00	W, 6-1	Miami, Fla.
Eastern Illinois (1-0)		
3-5-10	W, 9-1 (6)	Fayetteville

Evansville (0-3)		
2-27-98	L, 1-0	Santa Barbara, Calif.
3-1-98	L, 7-1	Santa Barbara, Calif.
2-7-03	L, 2-0	St. Augustine, Fla.
FLORIDA* (11-32)		
3-5-97	L, 2-1	Gainesville
3-5-97	L, 3-1	Gainesville
4-22-98	L, 2-1	Fayetteville
4-22-98	W, 4-3	Fayetteville
3-26-99	W, 4-0	Gainesville
3-26-99	L, 2-0	Gainesville
3-25-00	W, 2-1	Fayetteville (24)
3-25-00	W, 8-7	Fayetteville (24)
5-13-00	W, 2-1	Columbus, Ga.
3-31-01	L, 2-1	Fayetteville
3-31-01	L, 1-0	Fayetteville
4-1-01	W, 1-0	Fayetteville
3-30-02	L, 4-1	Gainesville
3-30-02	L, 2-1	Gainesville
3-31-02	W, 4-1	Gainesville
3-22-03	L, 2-1	Fayetteville
3-22-03	W, 2-1	Fayetteville
3-23-03	L, 5-1	Fayetteville
2-7-04	L, 4-3	Gainesville
3-20-04	L, 3-1	Gainesville
3-20-04	L, 7-2	Gainesville
3-21-04	W, 5-4 (11)	Gainesville
3-19-05	L, 2-1 (8)	Fayetteville (16)
3-19-05	L, 9-0	Fayetteville (16)
3-20-05	L, 8-0 (5)	Fayetteville (16)
3-25-06	L, 9-8	Gainesville
3-25-06	W, 5-1	Gainesville
3-26-06	L, 3-2 (10)	Gainesville
4-6-07	L, 4-0	Gainesville (23)
4-6-07	L, 5-0	Gainesville (23)
4-7-07	W, 1-0	Gainesville (23)
3-14-08	L, 1-0	Fayetteville (4)
3-14-08	L, 3-1	Fayetteville (4)
3-15-08	L, 7-2	Fayetteville (4)
4-25-09	L, 11-0	Gainesville (1)
4-25-09	L, 11-0	Gainesville (1)
4-26-09	L, 6-0	Gainesville (1)
4-10-10	L, 9-5	Fayetteville (4)
4-10-10	L, 12-2 (5)	Fayetteville (4)
4-11-10	L, 6-1	Fayetteville (4)
4-8-11	L, 4-0	Gainesville (10/11)
4-9-11	L, 8-1	Gainesville (10/11)
4-10-11	L, 8-0 (5)	Gainesville (10/11)
Florida A&M (1-0)		
3-3-00	W, 8-0	Miami, Fla.
Florida Atlantic (1-2)		
3-4-00	L, 5-0	Miami, Fla.
4-5-00	W, 7-3	Miami, Fla.
3-3-01	L, 2-1	Miami, Fla.
Florida International (3-1)		
3-2-01	W, 4-1	Miami, Fla.
1-31-02	W, 5-4	Miami, Fla.
2-11-06	L, 8-3	Miami, Fla.
2-29-08	W, 13-4	Tempe, Ariz.
Florida State (0-1)		
3-8-97	L, 4-0	Tampa, Fla.
Fresno State (0-3)		
3-17-97	L, 8-0	Fresno, Calif. (2)
3-17-97	L, 8-0	Fresno, Calif. (2)
3-18-00	L, 1-0	San Diego, Calif. (3)
Fordham (1-0)		
2-22-09	W, 7-3	Boca Raton, Fla.
GEORGIA* (13-27)		
4-13-97	W, 2-1	Fayetteville
4-13-97	L, 4-3	Fayetteville
4-12-98	W, 3-1	Athens
4-12-98	W, 2-1	Athens



4-18-99	W, 3-2	Fayetteville
4-18-99	W, 1-0	Fayetteville
4-14-00	W, 7-4	Athens
4-14-00	W, 4-0	Athens
4-7-01	L, 3-1	Fayetteville
4-7-01	W, 6-1	Fayetteville
4-8-01	W, 3-2	Fayetteville
4-6-02	L, 4-3	Athens (23)
4-6-02	L, 3-2	Athens (23)
4-7-02	L, 3-1	Athens (23)
3-29-03	L, 6-1	Fayetteville (9)
3-29-03	L, 11-0	Fayetteville (9)
3-30-03	L, 4-0	Fayetteville (9)
3-27-04	L, 8-0 (6)	Athens (5)
3-27-04	L, 5-2	Athens (5)
3-28-04	L, 2-1	Athens (5)
3-25-05	L, 1-0	Fayetteville (13)
3-25-05	L, 10-0 (5)	Fayetteville (13)
3-26-05	L, 10-4	Fayetteville (13)
2-10-06	L, 7-6 (9)	Miami, Fla. (10)
3-11-06	L, 6-1	Athens (12)
3-11-06	L, 6-3	Athens (12)
3-12-06	W, 1-0	Athens (12)
5-11-06	L, 2-0	Athens (8)
4-28-07	L, 5-0	Fayetteville
4-28-07	L, 7-2	Fayetteville
4-29-07	L, 5-3	Fayetteville
3-29-08	L, 3-1	Athens (15)
3-29-08	L, 13-1 (5)	Athens (15)
3-30-08	L, 3-2	Athens (15)
5-3-09	L, 8-0	Fayetteville (9)
5-3-09	L, 8-2	Fayetteville (9)
4-2-10	W, 3-2	Athens (8)
4-2-10	W, 10-5	Athens (8)
4-3-10	L, 4-0	Athens (8)
4-23-11	W, 2-1	Fayetteville (3/4)

Georgia Southern (2-0)		
2-2-03	W, 13-6	St. George, Utah
2-3-03	W, 3-2	St. George, Utah

Georgia State (1-1)		
3-22-01	W, 7-0	Atlanta, Ga.
3-22-01	L, 3-2	Atlanta, Ga.

Georgia Tech (2-3)		
2-17-01	W, 3-2	Arlington, Texas
3-21-01	L, 4-0	Atlanta, Ga.
3-18-03	L, 3-2	Atlanta, Ga.
3-18-03	W, 3-2	Atlanta, Ga.
2-27-10	L, 11-2	Columbus, Ga.

Hawaii (1-1)		
2-20-97	W, 5-4	San Diego, Calif.
3-20-98	L, 3-0	Sacramento, Calif.

Hofstra (1-0)		
3-7-97	W, 6-5	Tampa, Fla.

Houston (2-0)		
2-9-01	W, 14-10	Arlington, Texas
1-31-03	W, 5-4	San Marcos, Texas

Illinois (0-1)		
2-28-10	L, 7-4	Columbus, Ga.

Illinois-Chicago (1-0)		
2-10-01	W, 6-2	Arlington, Texas

Indiana State (2-0)		
3-12-08	W, 12-2 (5)	Fayetteville
3-12-08	W, 4-1	Fayetteville

Iowa (4-1)		
2-11-06	W, 1-0	Miami, Fla. (24)
2-12-06	L, 1-5	Miami, Fla. (24)
2-17-08	W, 5-3	Minneapolis, Minn.
2-12-10	W, 2-1	Minneapolis, Minn.
2-27-10	W, 3-2	Columbus, Ga.

Iowa State (1-1)		
2-14-10	W, 4-2	Minneapolis, Minn.
3-6-10	L, 2-1	Fayetteville

Jacksonville (1-1)		
2-7-03	L, 3-2	St. Augustine, Fla.
3-19-04	W, 2-1	Jacksonville, Fla.

Jacksonville State (4-0)		
3-16-98	W, 12-6	Jacksonville, Ala.
3-16-98	W, 1-0	Jacksonville, Ala.
3-3-06	W, 2-1 (11)	Fayetteville
3-3-06	W, 6-2	Fayetteville

Kansas (7-16)		
3-21-97	L, 3-0	Sacramento, Calif.
3-11-98	L, 3-2	Fayetteville
3-11-98	W, 3-2	Fayetteville
3-20-98	W, 9-7	Sacramento, Calif.
3-16-99	W, 5-3	Lawrence
3-16-99	L, 6-1	Lawrence
3-29-00	L, 4-2	Fayetteville
3-29-00	W, 5-2	Fayetteville
3-28-01	L, 4-1	Lawrence
3-28-01	W, 3-0	Lawrence
3-27-02	L, 2-1	Fayetteville
3-27-02	L, 3-0	Fayetteville
4-16-03	W, 5-1	Lawrence
4-16-03	L, 1-0	Lawrence
4-21-04	L, 5-4 (10)	Fayetteville
4-21-04	L, 1-0 (6)	Fayetteville
2-11-05	L, 5-1	Las Cruces, N.M.
4-26-05	L, 7-2	Lawrence
4-26-05	L, 6-5	Lawrence
4-5-06	L, 2-1	Fayetteville
4-5-06	L, 1-0	Fayetteville
4-3-07	L, 4-2	Lawrence
4-3-07	W, 6-1	Lawrence

KENTUCKY* (26-15)		
4-25-97	L, 4-3	Lexington
4-25-97	W, 4-3	Lexington
4-24-98	L, 5-2	Fayetteville
4-24-98	W, 8-0	Fayetteville
4-28-99	W, 2-0	Lexington
4-28-99	L, 4-2	Lexington
4-30-00	W, 2-1	Fayetteville
4-30-00	W, 2-1	Fayetteville
5-5-01	L, 3-1	Fayetteville
5-5-01	W, 4-0	Fayetteville
5-6-01	W, 1-0	Fayetteville
5-11-01	W, 1-0	Chattanooga, Tenn.
5-2-02	L, 6-5	Lexington
5-3-02	L, 4-0	Lexington
5-3-02	W, 7-2	Lexington
4-26-03	W, 2-1	Fayetteville
4-26-03	L, 4-0	Fayetteville
4-27-03	L, 7-6	Fayetteville
4-24-04	W, 1-0 (8)	Lexington
4-24-04	L, 8-5	Lexington
4-25-04	W, 5-1	Lexington
4-23-05	W, 10-2 (6)	Fayetteville
4-23-05	W, 4-0	Fayetteville
4-24-05	W, 10-2 (5)	Fayetteville
4-14-06	L, 8-0 (6)	Lexington
4-15-06	W, 2-1	Lexington
4-15-06	W, 2-0	Lexington
3-31-07	W, 14-8	Fayetteville
3-31-07	W, 5-2	Fayetteville
4-1-07	W, 2-0	Fayetteville
4-12-08	W, 6-5 (9)	Lexington
4-12-08	W, 3-0	Lexington
4-13-08	W, 14-1 (5)	Lexington
3-21-09	L, 11-4	Fayetteville
3-21-09	W, 8-5	Fayetteville
3-22-09	W, 4-3	Fayetteville
3-20-10	L, 4-2	Lexington
3-20-10	L, 5-0	Lexington
3-21-10	W, 9-8	Lexington

3-16-11	L, 4-0	Fayetteville (24/21)
3-16-11	L, 7-2 (11)	Fayetteville (24/21)

Long Beach State (1-4)		
2-21-97	L, 7-3	San Diego, Calif.
2-18-00	L, 2-1	San Diego, Calif. (15)
2-8-02	W, 2-1	Long Beach, Calif.
2-10-02	L, 2-1	Long Beach, Calif.
2-19-11	L, 11-0	Las Vegas, Nev.

Louisiana-Lafayette (0-2)		
3-5-10	L, 5-2	Fayetteville
2-12-11	L, 14-1	Lafayette, La. (17)

ULM (9-2)		
2-19-01	L, 2-1	Monroe
2-26-05	W, 6-1	Fayetteville
2-27-05	W, 8-0 (5)	Fayetteville
4-19-06	W, 3-2	Sherwood, Ark.
4-19-06	W, 4-3	Sherwood, Ark.
3-2-07	W, 1-0	Fayetteville
3-3-07	L, 4-1	Fayetteville
3-4-07	W, 8-5	Fayetteville
4-2-08	W, 3-0	Sherwood, Ark.
4-2-08	W, 6-0	Sherwood, Ark.
4-26-11	W, 1-0 (8)	Fayetteville

Louisiana Tech (4-1)		
2-20-98	L, 5-1	Monroe, La.
4-18-07	W, 1-0	Sherwood, Ark.
4-18-07	W, 5-4	Sherwood, Ark.
3-13-10	W, 5-2	Fayetteville
3-14-10	W, 5-3 (9)	Fayetteville

Loyola Marymount (4-1)		
3-12-99	L, 5-1	San Diego, Calif.
3-13-99	W, 4-3	San Diego, Calif.
2-8-01	W, 2-1	Long Beach, Calif.
2-9-02	W, 3-0	Long Beach, Calif.
3-6-11	W, 5-2 (8)	Tampa, Fla.

LSU* (8-45)		
4-18-97	L, 3-0	Fayetteville
4-18-97	L, 2-1	Fayetteville
4-19-97	W, 2-1	Fayetteville
4-19-97	L, 7-1	Fayetteville
4-17-98	L, 1-0	Baton Rouge
4-17-98	L, 1-0	Baton Rouge
4-18-98	L, 3-1	Baton Rouge
4-18-98	L, 8-0	Baton Rouge
5-8-98	L, 2-1	Columbus, Ga.
4-23-99	L, 3-1	Fayetteville
4-23-99	L, 4-0	Fayetteville
4-24-99	L, 9-0	Fayetteville
4-24-99	W, 2-1	Fayetteville
5-14-99	L, 10-0	Columbus, Ga.
5-16-99	L, 4-3 (10)	Columbus, Ga.
4-21-00	L, 3-1	Baton Rouge(7)
4-21-00	L, 7-0	Baton Rouge (7)
4-22-00	L, 3-1	Baton Rouge (7)
4-22-00	L, 9-0	Baton Rouge (7)
5-12-00	L, 2-0	Columbus, Ga.
3-3-01	L, 3-0	Baton Rouge (7)
3-3-01	W, 3-2	Baton Rouge (7)
3-4-01	L, 5-0	Baton Rouge (7)
4-2-02	L, 3-0	Fayetteville (5)
4-2-02	L, 4-0	Fayetteville (5)
4-3-02	L, 5-0	Fayetteville (5)
4-22-03	L, 10-1	Baton Rouge (11)
4-22-03	W, 6-5	Baton Rouge (11)
4-22-03	L, 8-0	Baton Rouge (11)
4-6-04	L, 7-0	Fayetteville (4)
4-6-04	L, 8-0	Fayetteville (4)
4-7-04	L, 10-1 (5)	Fayetteville (4)
4-6-05	W, 5-3	Baton Rouge
4-6-05	L, 8-3	Baton Rouge
4-7-05	L, 6-4	Baton Rouge
4-25-06	W, 3-2	Fayetteville (11)
4-26-06	L, 4-3	Fayetteville (11)



4-26-06	W, 3-2 (9)	Fayetteville (11)	3-22-06	W, 9-0 (5)	Oxford	Missouri (2-5)		
4-21-07	L, 5-0	Fayetteville (6)	4-17-07	W, 7-0	Oxford	2-27-00	W, 6-2	Fayetteville
4-21-07	L, 7-0	Fayetteville (6)	4-17-07	L, 1-0	Oxford	2-27-00	W, 5-1	Fayetteville
4-22-07	L, 3-1	Fayetteville (6)	4-18-07	L, 7-4	Oxford	2-8-04	L, 5-3	Gainesville, Fla.
4-26-08	L, 4-0	Baton Rouge (15)	4-19-08	W, 3-2	Fayetteville	2-24-07	L, 6-3	Fayetteville
4-26-08	L, 8-6 (8)	Baton Rouge (15)	4-19-08	L, 8-0 (5)	Fayetteville	2-25-07	L, 12-11	Fayetteville
4-27-08	L, 4-0	Baton Rouge (15)	4-20-08	L, 6-1	Fayetteville	2-21-09	L, 8-0	Boca Raton, Fla.
4-10-09	W, 8-7	Fayetteville	3-28-09	L, 5-4	Oxford	3-9-11	L, 12-0 (5)	Columbia, Mo. (18/14)
4-10-09	L, 4-10	Fayetteville	3-28-09	L, 3-2	Oxford			
4-11-09	L, 7-4	Fayetteville	3-29-09	W, 6-0	Oxford	UMKC (6-1)		
4-17-10	L, 4-2	Baton Rouge	5-1-10	W, 11-3	Fayetteville	2-8-03	W, 1-0	St. Augustine, Fla.
4-17-10	L, 3-2 (10)	Baton Rouge	5-1-10	W, 9-0	Fayetteville	2-26-05	W, 7-1	Fayetteville
4-18-10	L, 3-2	Baton Rouge	5-2-10	L, 10-6	Fayetteville	2-26-06	W, 3-0	Fayetteville
4-1-11	L, 8-0	Fayetteville	3-23-11	L, 4-3	Oxford	2-23-07	W, 7-0	Fayetteville
4-2-11	L, 10-1	Fayetteville	3-23-11	W, 7-6	Oxford	4-29-09	W, 7-1	Fayetteville
4-3-11	L, 1-0	Fayetteville				4-29-09	W, 16-1	Fayetteville
						5-5-11	L, 2-1	Fayetteville
McNeese State (2-0)			MISSISSIPPI STATE* (23-29)			Missouri Southern (1-1)		
2-20-99	W, 2-1	Fayetteville	3-28-97	L, 3-2	Starkville	3-3-99	L, 2-1	Fayetteville
2-21-99	W, 7-2	Fayetteville	3-27-97	W, 4-0	Starkville	3-3-99	W, 6-0	Fayetteville
			3-28-97	W, 10-4	Starkville			
Maine (1-0)			3-28-97	W, 2-1	Fayetteville	Missouri State (16-18)		
2-23-01	W, 2-0	Fayetteville	3-27-98	L, 6-0	Fayetteville	3-1-97	L, 4-0	Fayetteville
			3-27-98	W, 2-1	Fayetteville	3-2-97	L, 5-2	Fayetteville
Marshall (1-1)			3-28-98	L, 3-2	Fayetteville	4-16-97	L, 6-0	Springfield
4-9-04	W, 1-0 (11)	Fayetteville	3-28-98	L, 6-2	Fayetteville	4-16-97	L, 8-3	Springfield
4-10-04	L, 3-0	Fayetteville	4-3-99	L, 5-2	Starkville	3-21-98	L, 3-0	Sacramento, Calif.
			4-3-99	L, 4-0	Starkville	3-25-98	L, 1-0	Springfield
Memphis (1-1)			4-4-99	L, 7-2	Starkville	3-25-98	L, 4-2	Springfield
4-21-10	W, 6-1	Sherwood, Ark.	4-4-99	L, 4-2	Starkville	3-24-99	L, 3-0	Springfield
4-19-11	L, 14-2 (6)	Sherwood, Ark.	3-31-00	W, 2-1	Fayetteville (19)	3-24-99	L, 3-2	Springfield
			3-31-00	L, 4-3	Fayetteville (19)	4-7-99	W, 2-1	Fayetteville
Michigan (0-2)			4-1-00	L, 4-3	Fayetteville (19)	4-7-99	W, 2-1	Fayetteville
2-23-97	L, 6-0	San Diego, Calif.	4-1-00	L, 4-0	Fayetteville (19)	3-8-00	L, 5-4	Springfield
3-5-11	L, 8-0 (5)	Tampa, Fla. (5)	5-11-00	W, 2-1	Columbus, Ga. (19)	3-8-00	L, 10-2	Springfield
			4-28-01	L, 2-1	Starkville	4-12-00	L, 1-0	Fayetteville
Michigan State (0-1)			4-18-01	L, 1-0	Starkville	4-12-00	W, 5-0	Fayetteville
3-7-97	L, 8-0	Tampa, Fla.	4-19-01	L, 3-0	Starkville	3-15-01	W, 5-4	Springfield
			5-12-01	W, 7-2	Chattanooga, Tenn.	3-15-01	W, 5-0	Springfield
Minnesota (2-2)			4-27-02	W, 1-0	Fayetteville	4-24-02	W, 4-0	Fayetteville
2-15-03	L, 7-4	Tucson, Ariz.	4-27-02	W, 7-6	Fayetteville	4-24-02	W, 4-3	Fayetteville
2-17-08	W, 2-1	Minneapolis, Minn.	4-28-02	W, 7-0	Chattanooga, Tenn.	4-24-02	W, 7-0	Springfield
2-14-09	W, 3-2	Minneapolis, Minn.	5-10-02	L, 5-1	Starkville	4-29-03	L, 7-0	Springfield
2-13-10	L, 4-1	Minneapolis, Minn.	4-18-03	W, 5-1	Starkville	4-29-03	L, 5-4	Springfield
			4-18-03	L, 3-2	Starkville	3-24-04	W, 6-5 (10)	Fayetteville
OLE MISS* (30-18)			4-19-03	W, 4-1	Starkville	3-24-04	W, 2-0	Fayetteville
5-2-97	W, 2-1	Fayetteville	4-17-04	L, 2-0	Fayetteville	4-13-05	L, 5-3	Springfield
5-2-97	W, 2-1	Fayetteville	4-17-04	L, 8-0 (6)	Fayetteville	4-13-05	W, 4-0	Springfield
5-3-97	W, 5-1	Fayetteville	4-18-04	W, 4-2	Fayetteville	2-26-06	W, 3-2	Fayetteville
5-3-97	W, 6-2	Fayetteville	4-16-05	L, 5-4	Starkville	4-11-06	W, 5-1	Fayetteville
4-28-98	W, 2-1	Oxford	4-16-05	L, 1-0	Starkville	4-11-06	W, 1-0	Fayetteville
4-28-98	L, 4-3	Oxford	4-17-05	L, 2-1	Starkville	4-29-08	L, 5-2	Springfield
4-29-98	L, 1-0	Oxford	3-18-06	L, 5-0	Fayetteville (22)	4-29-08	W, 9-1 (5)	Springfield
4-29-98	W, 3-0	Oxford	3-18-06	L, 5-2	Fayetteville (22)	4-22-09	L, 2-1	Fayetteville
5-7-99	W, 4-1	Fayetteville	3-19-06	W, 4-2	Fayetteville (22)	2-20-10	W, 6-5	Denton, Texas
5-7-99	W, 3-2	Fayetteville	5-4-07	L, 3-1	Starkville	4-28-10	W, 11-3	Springfield
5-8-99	W, 6-0	Fayetteville	5-4-07	W, 11-8	Starkville	4-6-11	L, 2-1	Fayetteville
5-8-99	W, 4-2	Fayetteville	5-5-07	L, 8-0 (5)	Starkville			
5-3-00	W, 3-0	Oxford	5-3-08	W, 3-1	Fayetteville (23)	Nebraska (2-2)		
5-3-00	W, 2-0	Oxford	5-3-08	L, 9-1 (5)	Fayetteville (23)	3-16-07	L, 6-2	Lincoln
5-4-00	W, 5-0	Oxford	5-4-08	W, 7-6	Starkville	3-17-07	L, 5-0	Lincoln
5-4-00	W, 7-3	Oxford	3-17-09	W, 8-3	Starkville	3-18-07	W, 5-4	Lincoln
4-18-01	W, 2-1	Fayetteville	3-17-09	W, 5-1	Starkville	2-26-10	W, 2-0	Columbus, Ga.
4-18-01	W, 2-0	Fayetteville	3-18-09	W, 3-2	Starkville			
4-19-01	W, 2-0	Fayetteville	3-27-10	W, 7-2	Fayetteville	Nevada (1-0)		
4-17-02	W, 1-0	Oxford	3-27-10	W, 11-6	Fayetteville	2-4-05	W, 3-1	San Luis Obispo, Calif.
4-17-02	L, 3-2	Oxford	3-28-10	W, 18-13	Fayetteville			
4-18-02	W, 5-2	Oxford	3-18-11	L, 3-0	Starkville	New Mexico State (1-2)		
3-12-03	L, 3-2	Fayetteville	3-19-11	L, 2-0	Starkville	2-26-99	W, 6-2	Las Cruces
3-12-03	W, 4-1	Fayetteville	3-20-11	L, 6-5	Starkville	2-28-99	L, 3-2	Las Cruces
3-13-03	W, 4-2	Fayetteville				2-13-05	L, 8-3	Las Cruces
3-13-04	L, 5-4 (11)	Oxford	Mississippi Valley State (5-0)					
3-14-04	L, 2-0	Oxford	2-28-04	W, 4-0	Fayetteville	Nicholls State (1-0)		
3-14-04	W, 1-0 (9)	Oxford	2-28-04	W, 8-4	Fayetteville	2-21-98	W, 2-1	Monroe, La.
5-3-05	L, 2-1	Fayetteville	2-29-04	W, 5-1	Fayetteville			
5-3-05	L, 4-1	Fayetteville	3-5-05	W, 8-2	Fayetteville	North Carolina (0-2)		
5-4-05	L, 1-0 (9)	Fayetteville	3-6-05	W, 9-1 (6)	Fayetteville	2-10-06	L, 5-0	Miami, Fla.
3-21-06	L, 2-1	Oxford				2-12-06	L, 8-4	Miami, Fla.
3-21-06	W, 4-3	Oxford						

INTRO

OPPONENTS

THE TEAM

REVIEW

HISTORY

RECORDS

U OF A



North Dakota State (2-2)
 2-25-06 W, 3-0 Fayetteville
 3-16-07 L, 10-0 (5) Lincoln, Neb.
 3-17-07 W, 2-1 Lincoln, Neb.
 3-18-07 L, 6-5 Lincoln, Neb.

North Texas (1-1)
 3-6-07 W, 7-3 Fayetteville
 2-19-10 L, 10-2 Denton, Texas

Northern Colorado (2-1)
 2-22-08 W, 6-0 Fayetteville
 2-22-08 W, 12-2 (5) Fayetteville
 3-7-09 L, 6-2 Stillwater, Okla.

Northern Illinois (1-0)
 2-21-04 W, 1-0 (8) Las Vegas, Nev.

Northern Iowa (2-3)
 3-2-07 L, 3-0 Fayetteville
 3-3-07 W, 9-1 (6) Fayetteville
 3-4-07 W, 8-5 Fayetteville
 2-15-08 L, 3-0 Minneapolis, Minn.
 2-25-09 L, 7-0 Minneapolis, Minn.

Northwestern (0-2)
 5-20-00 L, 4-1 Norman, Okla.
 2-15-03 L, 8-0 Tucson, Ariz.

Northwestern State (4-6)
 2-20-98 L, 5-1 Monroe, La.
 2-11-00 L, 2-1 Arlington, Texas
 2-12-00 W, 5-3 Arlington, Texas
 2-22-04 L, 6-1 (5 rain) Las Vegas, Nev.
 5-9-04 L, 2-0 Fayetteville
 5-9-04 L, 6-3 (8) Fayetteville
 3-5-05 L, 5-2 Fayetteville
 3-6-05 W, 2-1 Fayetteville
 3-4-06 W, 7-0 Fayetteville
 3-4-06 W, 3-1 (8) Fayetteville

Notre Dame (2-2)
 2-26-00 W, 4-2 Fayetteville
 2-26-00 L, 2-1 Fayetteville
 2-24-01 L, 4-3 Fayetteville (14)
 2-25-01 W, 2-0 Fayetteville (14)

Ohio State (2-1)
 3-4-00 W, 2-0 Miami, Fla.
 3-2-01 L, 2-1 Miami, Fla.
 3-4-01 W, 1-0 Miami, Fla.

Oklahoma (2-15)
 2-13-00 L, 5-3 Arlington, Texas (8)
 2-23-00 L, 0-3 Norman (8)
 2-23-00 L, 6-2 Norman (8)
 2-10-01 L, 8-0 Arlington, Texas (2)
 2-20-01 L, 2-0 Fayetteville (2)
 2-20-01 L, 3-2 Fayetteville (2)
 3-2-05 L, 12-0 (5) Norman (12)
 3-2-05 L, 8-0 (6) Norman (12)
 5-1-06 L, 4-5 Fayetteville (23)
 5-1-06 L, 0-5 Fayetteville (23)
 2-28-07 L, 0-14 (5) Norman (6)
 2-28-07 L, 2-10 (5) Norman (6)
 4-7-08 W, 3-2 Fayetteville (11)
 4-7-08 L, 2-3 (8) Fayetteville (11)
 5-17-08 L, 5-6 (11) Norman (7)
 4-8-09 W, 8-7 Norman (13)
 5-16-09 L, 2-21 Norman
 3-24-10 L, 1-6 Fayetteville

Oklahoma City (12-7-1)
 3-1-97 L, 9-1 Fayetteville
 2-21-98 L, 3-2 Monroe, La.
 4-14-98 W, 1-0 Fayetteville
 4-14-98 L, 5-3 Fayetteville
 2-16-99 W, 8-7 Fayetteville
 2-16-99 W, 7-3 Fayetteville

3-6-99 W, 4-3 Fayetteville
 3-7-99 W, 3-2 Fayetteville
 4-4-00 W, 2-1 Fayetteville
 4-4-00 W, 5-0 Fayetteville
 4-24-01 W, 2-0 Fayetteville
 4-24-01 W, 2-1 Fayetteville
 4-23-02 W, 2-0 Fayetteville
 4-23-02 T, 0-0 (rain) Fayetteville
 3-25-04 L, 1-0 Fayetteville
 3-25-04 L, 5-1 Fayetteville
 4-19-05 L, 1-0 Fayetteville
 4-19-05 W, 7-4 Fayetteville
 3-16-06 L, 7-6 Fayetteville
 3-16-06 W, 7-0 (1) Fayetteville

Oklahoma State (6-5)
 4-11-01 W, 3-0 Stillwater
 5-10-02 W, 3-0 Fayetteville
 3-31-04 L, 2-1 Stillwater
 3-29-05 L, 4-3 Fayetteville
 3-29-06 L, 8-1 Tulsa, Okla.
 2-9-08 W, 4-3 Texarkana, Ark.
 2-9-08 W, 3-2 (9) Texarkana, Ark.
 3-26-08 W, 4-0 Fayetteville
 3-8-09 L, 7-6 Stillwater
 4-1-09 W, 8-0 Tulsa, Okla.
 3-30-11 L, 1-0 (8) Stillwater, Okla. (19/18)

Oregon (3-3)
 2-23-02 W, 5-1 Fayetteville
 2-23-02 L, 3-0 Fayetteville
 2-24-02 W, 8-5 Fayetteville
 2-2-03 W, 3-1 San Marcos, Texas
 5-17-08 L, 3-0 Norman, Okla.
 2-19-11 L, 8-7 (8) Las Vegas, Nev. (14)

Oregon State (0-2)
 2-26-99 L, 10-1 Las Cruces
 5-19-00 L, 4-1 Norman, Okla. (13)

Pacific (0-3)
 3-18-97 L, 2-1 Stockton, Calif. (19)
 3-18-97 L, 6-2 Stockton, Calif. (19)
 3-20-98 L, 5-1 Sacramento, Calif.

Penn State (0-1)
 2-24-06 L, 3-2 (10) Fayetteville

Pittsburgh (1-0)
 3-3-00 W, 2-0 Miami, Fla.

Pittsburg State (2-0)
 2-20-99 W, 9-0 Fayetteville
 2-21-99 W, 7-1 Fayetteville

Prairie View A&M (1-0)
 2-11-11 W, 16-0 Lafayette, La.

Purdue (2-1)
 3-13-99 L, 11-10 San Diego, Calif.
 2-12-00 W, 3-2 Arlington, Texas
 2-13-05 W, 7-6 Las Cruces, N.M.

Rhode Island (1-0)
 2-13-11 W, 8-0 Lafayette, La.

Rutgers (2-1)
 2-18-07 W, 8-6 College Station, Texas
 2-24-11 L, 4-3 (9) Corpus Christi, Texas
 2-26-11 W, 5-2 Corpus Christi, Texas

Saint Louis (1-0)
 2-24-08 W, 18-3 Fayetteville

Samford (1-0)
 2-8-09 W, 6-2 Hattiesburg, Miss.

Sam Houston State (2-2)
 2-20-05 L, 1-0 Corpus-Christi, Texas
 2-19-10 W, 12-1 Denton, Texas
 2-11-11 W, 6-5 Lafayette, La.
 2-12-11 L, 9-6 (8) Lafayette, La.

San Diego State (1-1)
 2-21-97 L, 5-2 San Diego
 2-19-00 W, 2-1 San Diego

San Jose State (1-1)
 3-21-97 L, 4-3 Sacramento, Calif.
 2-29-08 W, 9-2 Tempe, Ariz.

SOUTH CAROLINA* (15-25)
 4-10-98 L, 2-1 Columbia
 4-10-98 W, 5-4 Columbia
 4-16-99 W, 1-0 Fayetteville
 4-16-99 W, 1-0 Fayetteville
 5-13-99 W, 4-1 Columbus, Ga.
 4-15-00 W, 4-0 Columbia (19)
 4-15-00 W, 4-3 Columbia (19)
 5-13-00 W, 3-1 Columbus, Ga. (25)
 5-14-00 L, 2-1 Columbus, Ga. (25)
 3-10-01 L, 2-1 Fayetteville (18)
 3-10-01 L, 1-0 Fayetteville (18)
 3-11-01 W, 4-0 Fayetteville (18)
 5-12-01 L, 1-0 Chattanooga, Tenn. (22)
 3-9-02 L, 4-0 Columbia (24)
 3-9-02 W, 5-2 Columbia (24)
 3-10-02 L, 4-1 Columbia (24)
 3-25-03 L, 5-2 Fayetteville (14)
 3-25-03 L, 6-1 Fayetteville (14)
 3-26-03 L, 5-1 Fayetteville (14)
 3-16-04 L, 6-1 Columbia (15)
 3-16-04 L, 2-1 (8) Columbia (15)
 3-17-04 L, 6-5 Columbia (15)
 3-8-05 L, 6-1 Fayetteville
 3-8-05 L, 3-0 Fayetteville
 3-9-05 L, 5-3 Fayetteville
 4-9-06 L, 3-0 Columbia
 4-9-06 L, 1-0 Columbia
 3-10-07 L, 1-0 Fayetteville
 3-10-07 L, 7-0 Fayetteville
 3-11-07 L, 4-1 Fayetteville
 3-8-08 L, 5-4 Columbia
 3-8-08 W, 3-2 Columbia
 3-9-08 L, 4-0 Columbia
 3-11-09 W, 4-0 Fayetteville
 3-11-09 W, 7-0 Fayetteville
 3-17-10 W, 8-5 Columbia
 3-17-10 W, 3-2 Columbia
 4-16-11 L, 7-3 Fayetteville
 4-16-11 W, 2-1 (9) Fayetteville
 4-17-11 L, 5-4 Fayetteville

South Florida (1-3)
 2-6-04 L, 4-2 Gainesville, Fla.
 2-9-07 W, 6-5 Tampa, Fla. (22)
 2-10-07 L, 2-1 Tampa, Fla. (22)
 3-4-11 L, 2-0 Tampa, Fla.

Southern Illinois-Edwardsville (0-1)
 3-14-10 W, 9-3 Fayetteville

Southern Mississippi (5-3)
 2-11-00 L, 7-0 Arlington, Texas
 3-21-02 W, 2-1 Hattiesburg, MS
 3-21-02 W, 3-2 Hattiesburg, MS
 4-1-03 W, 2-1 Fayetteville
 4-1-03 L, 7-6 Fayetteville
 2-6-09 W, 5-3 Hattiesburg, Miss.
 2-7-09 L, 9-7 Hattiesburg, Miss.
 3-7-10 W, 2-1 Fayetteville

Southeast Missouri State (0-1)
 3-13-10 W, 4-2 Fayetteville



Southwest Texas (0-1)			Texas A&M (0-6)			Virginia (2-2)		
1-31-03	L, 4-1	San Marcos, Texas	2-13-99	L, 2-0	Arlington, Texas	2-25-00	W, 7-1	Fayetteville
Stanford (0-2)			2-15-02	L, 2-0 (9)	College Station	2-25-00	W, 2-0	Fayetteville
2-22-97	L, 4-3	San Diego, Calif.	2-17-02	L, 2-0	College Station	2-9-07	L, 2-1	Tampa, Fla.
2-18-00	L, 8-2	San Diego, Calif. (21)	5-16-02	L, 6-2	Norman, Okla.	2-11-07	L, 4-1	Tampa, Fla.
Stephen F. Austin (0-3)			2-16-07	L, 4-1	College Station (3)	Virginia Tech (2-0)		
2-11-00	L, 1-0	Arlington, Texas	2-17-07	L, 11-0 (5)	College Station (3)	2-18-01	W, 1-0	Monroe, La.
3-16-05	L, 9-5	Fayetteville	Texas A&M-CC (3-4)			3-1-02	W, 5-0	Chattanooga, Tenn.
3-16-05	L, 7-6	Fayetteville	2-1-03	L, 3-0	San Marcos, Texas	Washington (0-1)		
TENNESSEE* (11-29)			2-18-05	L, 2-0	Corpus Christi	2-14-03	L, 12-3	Tucson, Ariz. (6)
4-27-97	L, 8-0	Knoxville	4-4-08	W, 11-2 (5)	Fayetteville	Western Illinois (2-3)		
4-27-97	L, 9-2	Knoxville	4-5-08	W, 8-1	Fayetteville	3-14-07	L, 3-1	Fayetteville
4-26-98	W, 5-3	Fayetteville	4-5-08	W, 5-1	Fayetteville	3-14-07	L, 2-1	Fayetteville
4-26-98	W, 2-0	Fayetteville	2-25-11	L, 5-4	Corpus Christi	2-16-08	W, 4-3	Minneapolis, Minn.
5-8-98	L, 2-1	Columbus, Ga.	2-26-11	L, 4-0	Corpus Christi	2-14-09	W, 5-3	Minneapolis, Minn.
4-27-99	L, 3-0	Knoxville	Texas Southern (1-0)			2-12-10	L, 5-4	Minneapolis, Minn.
4-27-99	L, 9-1	Knoxville	2-25-11	W, 14-4	Corpus Christi, Texas	Western Kentucky (1-1)		
5-15-99	W, 3-2	Columbus, Ga.	Texas Tech (3-2)			2-10-07	L, 1-0	Tampa, Fla.
5-16-99	W, 3-1	Columbus, Ga.	2-14-99	L, 5-4	Arlington, Texas	2-7-09	W, 7-4	Hattiesburg, Miss.
4-28-00	W, 2-1	Fayetteville	3-13-99	W, 4-1	San Diego, Calif.	Wichita State (4-3)		
4-28-00	W, 5-3	Fayetteville	2-25-01	L, 2-1	Fayetteville	2-27-99	W, 7-4	Las Cruces, N.M.
4-14-01	L, 4-2	Knoxville	2-25-01	W, 1-0	Fayetteville	2-27-99	W, 1-0	Las Cruces, N.M.
4-14-01	W, 3-0	Knoxville	2-1-03	W, 6-5	San Marcos, Texas	3-5-00	W, 4-2	Miami, Fla.
4-15-01	L, 4-2	Knoxville	Tulsa (10-7)			3-3-01	W, 5-0	Miami, Fla.
4-13-02	W, 6-0	Fayetteville	4-9-97	L, 4-3	Fayetteville	4-29-04	L, 1-0	Wichita
4-13-02	L, 8-2	Fayetteville	4-9-97	W, 9-7	Fayetteville	4-29-04	L, 3-0	Wichita
4-14-02	W, 4-0	Fayetteville	4-1-98	W, 4-1	Tulsa	2-23-07	L, 3-1	Fayetteville
4-5-03	L, 1-0	Knoxville	4-1-98	L, 2-1	Tulsa	Wisconsin (1-1)		
4-5-03	L, 9-2	Knoxville	2-12-99	W, 5-0	Arlington, Texas	3-20-97	L, 5-0	Sacramento, Calif.
4-6-03	L, 2-0	Knoxville	4-21-99	W, 3-0	Fayetteville	3-1-02	W, 6-0	Chattanooga, Tenn.
4-3-04	L, 7-3	Fayetteville (12)	4-21-99	W, 2-1	Fayetteville	Wisconsin-Green Bay (1-0)		
4-3-04	W, 6-3	Fayetteville (12)	3-23-00	L, 3-0	Tulsa	2-15-09	W, 8-0	Minneapolis, Minn.
4-4-04	L, 6-0	Fayetteville (12)	4-11-01	W, 10-0	Stillwater, Okla.	<i>*SEC Teams</i>		
4-3-05	L, 6-0	Knoxville (4)	4-10-02	W, 7-1	Fayetteville	<i>() denotes ranking at time of game</i>		
4-3-05	L, 2-1	Knoxville (4)	3-31-04	L, 6-0	Stillwater, Okla.			
4-1-06	L, 5-0	Fayetteville (5)	3-29-05	W, 7-2	Fayetteville			
4-1-06	L, 8-1	Fayetteville (5)	3-29-06	L, 7-4	Tulsa			
4-2-06	L, 6-0	Fayetteville (5)	3-26-08	L, 2-1	Fayetteville			
3-24-07	L, 4-0	Knoxville (1)	5-16-08	W, 7-5	Norman, Okla.			
3-24-07	L, 1-0	Knoxville (1)	4-1-09	W, 9-5	Stillwater, Okla.			
3-25-07	L, 5-0	Knoxville (1)	5-15-09	L, 6-0	Norman, Okla.			
3-21-08	W, 5-2	Fayetteville (8)	3-31-10	L, 13-2	Tulsa			
3-21-08	L, 11-2	Fayetteville (8)	3-31-10	W, 3-1	Tulsa			
3-22-08	L, 4-2	Fayetteville (8)	Toledo (0-1)					
3-25-09	L, 9-0	Knoxville (9)	3-22-97	L, 2-1	Sacramento, Calif.			
4-14-10	L, 3-1	Fayetteville (16)	UAB (1-2)					
4-14-10	L, 5-3	Fayetteville (16)	2-17-06	L, 9-1 (5)	Shreveport, La.			
4-29-11	L, 11-1	Knoxville (6/5)	2-8-08	W, 6-5 (8)	Texarkana, Ark.			
4-30-11	L, 8-0 (5)	Knoxville (6/5)	2-8-08	L, 4-2	Texarkana, Ark.			
5-1-11	L, 9-1 (5)	Knoxville (6/5)	UCLA (1-0)					
Tennessee-Chattanooga (0-1)			2-18-11	W, 4-3	Las Vegas, Nev. (1)			
2-6-04	L, 1-0 (9)	Gainesville, Fla.	UNLV (1-1)					
Tennessee Tech (2-0)			2-21-04	W, 1-0	Las Vegas, Nev.			
4-3-03	W, 2-1	Cookeville, Tenn.	2-18-11	L, 3-2	Las Vegas, Nev.			
4-3-03	W, 7-1	Cookeville, Tenn.	US Military Academy (Army) (1-0)					
2-15-08	W, 2-1	Minneapolis, Minn.	5-17-02	W, 2-0	Norman, Okla.			
Texas (0-1)			Utah (2-3)					
5-17-02	L, 6-2	Norman, Okla.	2-27-99	L, 4-2	Las Cruces, N.M.			
Texas-Arlington (2-1)			3-13-99	L, 6-0	San Diego, Calif.			
2-12-99	W, 2-1	Arlington	2-15-02	L, 3-0	College Station, Texas			
2-11-05	W, 5-4	Las Cruces, N.M.	2-16-02	W, 1-0	College Station, Texas			
2-18-05	L, 3-0	Corpus Christi, Texas	2-20-11	W, 8-4 (8)	Las Vegas, Nev.			
UTEP (1-0)			Utah State (3-0)					
2-21-04	W, 5-0	Las Vegas, Nev.	3-12-99	W, 3-0	San Diego, Calif.			
Texas-San Antonio (2-1)			2-28-03	W, 7-0	St. George, Utah			
2-12-99	L, 3-2	Arlington, Texas	2-28-03	W, 9-0	St. George, Utah			
2-16-07	W, 8-0	College Station, Texas						
2-17-07	W, 7-0	College Station, Texas						



UNIVERSITY OF ARKANSAS



RECORDS

RAZORBACK



SOFTBALL

JESSICA
BACHKORA



U OF A
RECORDS
HISTORY
REVIEW
THE TEAM
OPPONENTS
INTRO



SINGLE GAME RECORDS - INDIVIDUAL

*For multiple occurrences, the most recent is listed.

AT BATS

9	Aly Sartini vs. Alabama	3-21-99
9	Brett Erickson vs. Alabama	3-21-99
8	Dana Gulick vs. Alabama	3-21-99
8	Tiffany Woolley vs. Alabama	3-21-99
7	4 times*	
	Lolly Landgraf vs. Alabama	3-21-99

RUNS SCORED

5	Jessica Bachkora vs. Mississippi State	3-28-10
3	28 times*	
	Becca Carden vs. Mississippi State	3-28-10

HITS

5	Whitney Cloer vs. Kentucky	3-31-07
4	8 times*	
	Kayla Johnson at Mississippi State	3-18-09

RUNS BATTED IN

6	Miranda Dixon at Oklahoma	4-8-09
6	Dayna Huckabee vs. Indiana St.	3-12-08
6	Courtney Mitchell at Coastal Carolina	3-11-02
5	4 times*	
	Miranda Dixon vs. Alabama	4-24-10

DOUBLES

3	4 times*	
	Sandra Smith at Missouri State	4-28-10
2	34 times*	
	Jessica Bachkora vs. Florida	4-10-10

TRIPLES

2	Jessica Bachkora at Missouri	2-25-07
1	Multiple times*	
	Jessica Bachkora at #15 LSU	4-26-08

HOME RUNS

2	9 times*	
	Layne McGuirt vs. Tennessee	4-14-10
	Jessica Bachkora at SIU-Edwardsville	3-14-10
	Jessica Bachkora vs. Missouri State	2-20-10
	Sandra Smith at Kentucky	3-21-10

TOTAL BASES

10	Jessica Bachkora vs. SIU	3-14-10
10	Whitney Cloer vs. Kentucky	3-31-07
10	Miranda Dixon at Louisiana-Monroe	3-4-07
9	Layne McGuirt vs. Tennessee	4-14-10
9	Jessica Bachkora vs. Missouri State	2-20-10
	Sandra Smith vs. Sam Houston State	2-19-10
	Whitney Cloer	3-21-09
	Miranda Dixon vs. Saint Louis	2-24-08
8	11 times*	

WALKS

3	14 times*	
	Jessica Bachkora at Auburn	5-9-10

SACRIFICE FLIES

1	Multiple times*	
---	-----------------	--

SACRIFICE HITS

3	Rachel LeMaster vs. Tennessee	4-3-04
3	Julie Young at #19 South Carolina	4-15-00
2	41 times* Becca Carden vs. Mississippi State	3-27-10

STOLEN BASES

3	Jessica Bachkora vs. Minnesota	2-14-09
3	Rachel LeMaster vs. Kentucky	4-24-05
3	Dana Gulick vs. Centenary	3-7-99
3	Dana Gulick at Tulsa	4-1-98
2	54 times*	
	Becca Carden vs. Missouri State	2-20-10

INNINGS PITCHED

16.0	Tammy Kincaid vs. Alabama	3-21-99
12.0	Tammy Kincaid at #19 South Carolina	4-15-00
12.0	Tammy Kincaid vs. UC Santa Barbara	2-27-98
11.0	Heather Schlichtman vs. Marshall	4-9-04
11.0	Heather Schlichtman at Florida	3-21-04

BATTERS FACED

66	Tammy Kincaid vs. Alabama	3-21-99
53	Tammy Kincaid vs. UC Santa Barbara	2-27-98
49	Tammy Kincaid at #19 South Carolina	4-15-00
47	Heather Schlichtman vs. Kentucky	4-27-03
45	2 times*	
	Heather Schlichtman at Mississippi	4-13-04
39	Chelsea Cohen at LSU	4-17-10

STRIKEOUTS

16	Heather Schlichtman vs. Marshall	4-9-04
15	Katy Henry vs. Texas-San Antonio	2-16-07
15	Katy Henry vs. Louisiana-Monroe	2-25-05
15	Heather Schlichtman vs. Auburn	3-13-04
15	Heather Schlichtman vs. Wichita St.	3-3-01

STRIKEOUTS LOOKING

6	Katy Henry at Florida	3-25-06
6	Heather Schlichtman vs. No. Illinois	2-21-04
6	Heather Schlichtman vs. FIU	3-2-01
6	Tammy Kincaid at Hofstra	3-7-97
5	12 times*	
	Katy Henry vs. Kansas	4-5-06

CHANCES

18	Shana Easley vs. Marshall	4-9-04
17	5 times*	
	Shana Easley vs. Louisiana-Monroe	2-26-05

PUTOUTS

16	Shana Easley vs. Louisiana-Monroe	2-26-05
16	Shana Easley vs. Marshall	4-9-04
16	Kim Eiben vs. Texas A&M	2-15-02
16	Danica White at Mississippi	5-4-00
16	Danica White vs. Alabama	3-21-99

ASSISTS

8	Tiffany Woolley vs. UCF	2-2-02
8	Aly Sartini vs. Alabama	3-21-99
8	Tiffany Woolley vs. Alabama	3-21-99
7	9 times*	
	Brittany Griffiths at Missouri State	4-28-10

ERRORS

3	12 times*	
	Dayna Huckabee at Missouri St.	4-29-08



Tammy Kincaid



SINGLE GAME RECORDS - TEAM

*For multiple occurrences, the most recent is listed.

AT BATS

71	vs. Alabama	3-21-99
47	vs. UC Santa Barbara	2-27-98
43	vs. #7 Oklahoma	5-17-08
43	at FIU	1-31-02
43	at Jacksonville State	3-16-98

RUNS SCORED

18	vs. Mississippi State	3-28-10
18	vs. Saint Louis	2-24-08
16	vs. UMKC	4-29-09
14	at Kentucky	4-13-08
14	vs. Kentucky	3-31-07
14	vs. Houston	2-9-01

HITS

19	vs. Kentucky	3-31-07
19	vs. Houston	2-9-01
18	vs. Missouri-Kansas City	4-29-10
18	vs. UMKC	4-29-09
18	at Jacksonville State	3-16-98
18	vs. Alabama	3-21-99

RUNS BATTED IN

18	vs. Mississippi State	3-28-10
15	vs. UMKC	4-29-09
15	vs. Saint Louis	2-24-08
14	vs. Kentucky	3-31-07
13	vs. Houston	2-9-01
13	vs. Georgia Southern	3-2-03

DOUBLES

7	at Missouri State	4-28-10
5	8 times*	
	vs. UMKC	4-29-09
4	14 times*	
	vs. Samford	2-8-09

TRIPLES

3	vs. Centenary	3-7-99
2	10 times*	
	vs. UMKC	4-29-09

HOME RUNS

4	9 times*	
	at Kentucky	3-21-10
3	12 times*	
	vs. Auburn	4-5-09



WALKS

13	vs. Mississippi State	3-28-10
12	vs. #24 Florida	3-25-00
9	vs. Mississippi State	3-27-10
8	at Drake	3-6-10
8	at Tulsa	4-1-09
8	vs. Oklahoma State	2-9-08
8	vs. Alabama-Birmingham	2-8-08

SACRIFICE FLIES

2	10 times*	
	vs. Eastern Illinois	3-5-10

SACRIFICE HITS

6	at South Carolina	3-17-10
6	at Long Beach State	2-8-02
6	vs. Tulsa	4-9-97
5	6 times*	
	at Kentucky	3-20-10

STOLEN BASES

6	vs. Kentucky	4-23-05
6	vs. Loyola Marymount	3-13-99
5	7 times*	
	vs. Texas-San Antonio	2-16-07

INNINGS PITCHED

19.0	vs Alabama	3-21-99
12.0	at #19 South Carolina	4-15-00
12.0	vs UC Santa Barbara	2-27-98
11.0	5 times*	
	vs #7 Oklahoma	5-17-09

STRIKEOUTS

16	vs Marshall	4-9-04
15	vs Texas-San Antonio	2-16-07
15	vs Louisiana-Monroe	2-26-05
15	vs Auburn	3-13-04
15	vs Wichita State	3-3-01

BATTERS FACED

86	vs Alabama	3-21-99
53	vs UC Santa Barbara	2-27-98
52	vs Oklahoma	5-16-09
49	at #19 South Carolina	4-15-00
47	Kentucky	4-27-03

STRIKEOUTS LOOKING

6	at Florida	3-25-06
6	vs Northern Illinois	2-21-04
6	vs FIU	3-2-01
6	at Mississippi	5-4-00
6	at Hofstra	3-7-97

CHANCES

86	vs Alabama	3-21-99
57	at #19 South Carolina	3-15-00
55	vs UC Santa Barbara	2-27-98
50	at FIU	1-31-02
50	vs #24 Tennessee	5-15-99

PUTOUTS

56	vs Alabama	3-21-99
36	at #19 South Carolina	4-15-00
36	vs UC Santa Barbara	2-27-98
33	5 times*	
	vs #7 Oklahoma	5-17-08

ASSISTS

37	vs Mississippi	5-4-05
27	vs Alabama	3-21-99
19	at #19 South Carolina	4-15-00
18	5 times*	
	vs Texas A&M	2-15-02

ERRORS

7	at Missouri State	3-8-00
7	vs Loyola Marymount	3-12-99
7	vs Auburn	4-3-98
6	3 times*	
	vs #21 Stanford	2-18-00

DOUBLE PLAYS

4	vs Alabama	3-21-99
3	at Mississippi	3-21-06
2	35 times*	
	vs. Iowa State	3-6-10



SINGLE SEASON RECORDS- INDIVIDUAL

*For multiple occurrences, the most recent is listed.

BATTING AVG.

(Min. 100 AB)

1.	Jessica Bachkora (2010)	.373
2.	Rachel LeMaster (2005)	.363
3.	Brett Erickson (2000)	.352
4.	Kim Eiben (2003)	.345
5.	Kayla Johnson (2008)	.338
6.	Becca Carden (2011)	.335
	Whitney Cloer (2009)	.335
8.	Kim Bryant (1997)	.326
	Jen Cirigliano (1997)	.326
10.	Sandra Smith (2010)	.326

SLUGGING PCT.

(Min 100 AB)

1.	Jessica Bachkora (2010)	.740
2.	Whitney Cloer (2009)	.627
3.	Miranda Dixon (2008)	.623
4.	Miranda Dixon (2010)	.606
5.	Sandra Smith (2010)	.552
6.	Becca Carden (2011)	.551
7.	Kayla Johnson (2008)	.538
8.	Miranda Dixon (2009)	.521
9.	Sandra Smith (2008)	.505
10.	Cortney Mitchell (2002)	.497

ON-BASE PCT.

(Min 100 AB)

1.	Jessica Bachkora (2010)	.500
2.	Miranda Dixon (2010)	.470
3.	Sandra Smith (2010)	.434
4.	Miranda Dixon (2008)	.427
5.	Whitney Cloer (2009)	.412
6.	Brett Erickson (2000)	.406
7.	Kim Eiben (2003)	.405
8.	Rachel LeMaster (2005)	.399
9.	Courtney Breault (2011)	.397
10.	Kayla Johnson (2008)	.393

STOLEN BASE PCT.

(Min. 10 Attempts)

1.	Mindy O'Malley (2005)	.929
2.	Dana Gulick (1999)	.917
3.	Becca Carden (2011)	.909
4.	Jessica Bachkora (2009)	.900
5.	Rachel LeMaster (2005)	.871
6.	Allie Benish (2004)	.867
7.	Andy Wharton (2000)	.857
8.	Dana Gulick (2000)	.850
9.	Tiffany Woolley (2002)	.846
10.	Sheri Wahrmond (1999)	.842

GAMES PLAYED

1.	Dana Gulick (2000)	75
	Erin Stokey (2000)	75
	Danica White (2000)	75
	Jen Cirigliano (1999)	75
	Brett Erickson (1999)	75
	Dana Gulick (1999)	75
	Tiffany Woolley (1999)	75
8.	Jen Cirigliano (2000)	74
	Danica White (1999)	74
10.	Sheri Wahrmond (2000)	73

GAMES STARTED

1.	Danica White (2000)	75
	Brett Erickson (1999)	75
	Tiffany Woolley (1999)	75
4.	Jen Cirigliano (2000)	74
	Dana Gulick (2000)	74
	Jen Cirigliano (1999)	74
	Danica White (1999)	74

8.	Erin Stokey (2000)	73
	Dana Gulick (1999)	73
10.	Brett Erickson (2000)	71

AT-BATS

1.	Dana Gulick (1999)	235
2.	Erin Stokey (2000)	231
3.	Brett Erickson (2000)	227
4.	Brett Erickson (1999)	223
	Tiffany Woolley (1999)	223
6.	Danica White (2000)	220
7.	Blaire Perry (2002)	216
8.	Dana Gulick (2000)	214
9.	Rachel LeMaster (2007)	211
10.	Kayla Johnson (2008)	210

RUNS SCORED

1.	Jessica Bachkora (2010)	62
2.	Kayla Johnson (2008)	53
3.	Jessica Bachkora (2008)	42
4.	Dana Gulick (1999)	39
5.	Dana Gulick (2000)	37
6.	Miranda Dixon (2008)	35
	Dana Gulick (1998)	35
8.	Jessica Bachkora (2009)	32
	Kayla Johnson (2009)	32
	Mindy O'Malley (2005)	32

HITS

1.	Brett Erickson (2000)	80
2.	Rachel LeMaster (2005)	73
	Dana Gulick (1999)	73
4.	Kayla Johnson (2008)	71
5.	Blaire Perry (2002)	67
6.	Jessica Bachkora (2010)	66
7.	Danica White (2000)	65
8.	Dana Gulick (2000)	63
9.	Brett Erickson (1999)	62
	Tiffany Woolley (1999)	62

DOUBLES

1.	Brett Erickson (2000)	21
2.	Jessica Bachkora (2010)	18
3.	Danica White (2000)	16
4.	Miranda Dixon (2008)	15
5.	Kim Eiben (2003)	14
6.	Whitney Cloer (2009)	13
	Kayla Johnson (2008)	13
8.	Jessica Bachkora (2009)	12
	Kallie Foglesong (2005)	12
	Cortney Mitchell (2002)	12
	Brett Erickson (1999)	12
	Jen Cirigliano (1999)	12



Brett Erickson

TRIPLES

1.	Jessica Bachkora (2007)	5
2.	Dayna Huckabee (2008)	4
	Dayna Huckabee (2007)	4
	Danica White (2002)	4
	Sheri Wahrmond (1999)	4
	Sheri Wahrmond (1998)	4
	Kim Bryant (1997)	4
8.	9 times*	
	Becca Carden (2011)	3

HOME RUNS

1.	Jessica Bachkora (2010)	15
2.	Sandra Smith (2008)	14
3.	Miranda Dixon (2008)	13
4.	Miranda Dixon (2010)	12
5.	Miranda Dixon (2009)	11
6.	Whitney Cloer (2009)	10
	Samantha Buckner (2008)	10
8.	Sandra Smith (2010)	9
	Kayla Johnson (2008)	9
10.	Dayna Huckabee (2008)	7
	Miranda Dixon (2007)	7
	Cortney Mitchell (2002)	7

GRAND SLAMS

1.	6 times*	
	Samantha Buckner (2008)	1
	Sandra Smith (2008)	1

RUNS BATTED IN

1.	Sandra Smith (2010)	50
2.	Miranda Dixon (2008)	47
3.	Sandra Smith (2008)	45
4.	Miranda Dixon (2010)	44
5.	Miranda Dixon (2009)	40
6.	Whitney Cloer (2009)	37
	Kayla Johnson (2008)	37
	Dayna Huckabee (2008)	37
9.	Jen Cirigliano (2000)	36
10.	Samantha Buckner (2008)	35

TOTAL BASES

1.	Jessica Bachkora (2010)	131
2.	Miranda Dixon (2008)	114
3.	Kayla Johnson (2008)	113
4.	Brett Erickson (2000)	106
5.	Whitney Cloer (2009)	101
6.	Sandra Smith (2010)	95
7.	Miranda Dixon (2010)	94
8.	Sandra Smith (2008)	92
9.	Samantha Buckner (2008)	91
10.	Danica White (2000)	90

WALKS

1.	Sandra Smith (2010)	41
2.	Jessica Bachkora (2010)	37
3.	Sandra Smith (2008)	32
4.	Sandra Smith (2010)	29
5.	Danica White (1999)	28
6.	Jen Cirigliano (1999)	27
7.	Sandra Smith (2009)	26
8.	Miranda Dixon (2008)	25
9.	Courtney Beault (2011)	23
10.	Jayme Gee (2011)	22
	Jessica Bachkora (2008)	22
	Jen Cirigliano (2000)	22

SACRIFICE FLIES

1.	Courtney Breault (2011)	4
	Courtney Breault (2010)	4
2.	Whitney Cloer (2006)	3

	Kallie Foglesong (2005)	3
	Jen Cirigliano (1999)	3
5.	17 times*	
	Jayme Gee (2011)	2

SACRIFICE HITS

1.	Blaire Perry (2002)	25
2.	Tiffany Woolley (1999)	17
3.	Dana Gulick (2000)	16
4.	Blaire Perry (2003)	15
	Andy Wharton (2000)	15
6.	Julie Young (2001)	14
	Jen Cirigliano (2000)	14
8.	Becca Carden (2010)	12
9.	4 times*	
	Kayla Johnson (2006)	11
	Rachel LeMaster (2006)	11

STOLEN BASES

1.	Dana Gulick (1999)	33
2.	Rachel LeMaster (2005)	27
3.	Rachel LeMaster (2007)	22
4.	Blaire Perry (2002)	20
5.	Rachel LeMaster (2006)	19
6.	Jessica Bachkora (2009)	18
7.	Dana Gulick (2000)	17
	Dana Gulick (1998)	17
9.	Jessica Bachkora (2007)	16
	Sheri Wahrmond (1999)	16



Dana Gulick

EARNED RUN AVG.

(Min. 75 IP)

1.	Heather Schlichtman (2001)	0.93
2.	Valanna Lyons (2002)	1.21
3.	Rachel Talley (2000)	1.26
4.	Tammy Kincaid (2000)	1.32
5.	Tammy Kincaid (1999)	1.38
6.	Rachel Talley (2001)	1.41
7.	Heather Schlichtman (2002)	1.48
8.	Heather Schlichtman (2004)	1.63
9.	Tammy Kincaid (1998)	1.72
10.	Rachel Talley (2002)	1.97

OPP. BATTING AVG.

(Min. 75 IP)

1.	Heather Schlichtman (2001)	.188
2.	Heather Schlichtman (2002)	.190
3.	Heather Schlichtman (2004)	.198
4.	Rachel Talley (2002)	.217
	Tammy Kincaid (2000)	.217
6.	Rachel Talley (2000)	.219
7.	Tammy Kincaid (1999)	.224
8.	Rachel Talley (2001)	.226
9.	Heather Schlichtman (2003)	.228
10.	Valanna Lyons (2002)	.230

**WINS**

1.	Heather Schlichtman (2001)	26
2.	Tammy Kincaid (2000)	24
3.	Tammy Kincaid (1999)	22
4.	Katy Henry (2008)	20
5.	Heather Schlichtman (2002)	19
6.	Miranda Dixon (2009)	17
7.	Rachel Talley (1999)	16
8.	Katy Henry (2006)	15
	Heather Schlichtman (2004)	15
10.	Hope McLemore (2010)	14
	Katy Henry (2007)	14

SAVES

1.	Tammy Kincaid (2000)	5
2.	Miranda Dixon (2009)	4
	Katy Henry (2006)	4
	Rachel Talley (2001)	4
5.	Hope McLemore (2010)	3
	Sarah Topham (2005)	3
	Rachel Talley (2002)	3
	Jennifer Bottoms (2000)	3
	Jennifer Bottoms (1999)	3
10.	10 times*	
	Miranda Dixon (2008)	2
	Katy Henry (2008)	2

APPEARANCES

1.	Katy Henry (2007)	51
	Tammy Kincaid (2000)	51
3.	Tammy Kincaid (1997)	48
4.	Heather Schlichtman (2001)	47
5.	Katy Henry (2008)	46
6.	Heather Schlichtman (2004)	44
	Tammy Kincaid (1999)	44
8.	Katy Henry (2006)	43
	Tammy Kincaid (1998)	43
10.	Heather Schlichtman (2002)	41
	Rachel Talley (1999)	41

COMPLETE GAMES

1.	Tammy Kincaid (1997)	44
2.	Tammy Kincaid (1998)	30
3.	Heather Schlichtman (2004)	27
	Heather Schlichtman (2001)	27
5.	Heather Schlichtman (2002)	22
6.	Katy Henry (2007)	21
	Tammy Kincaid (2000)	21
	Tammy Kincaid (1999)	21
9.	Katy Henry (2008)	20
10.	Rachel Talley (2001)	19

SHUTOUTS

1.	Heather Schlichtman (2001)	11
2.	Heather Schlichtman (2002)	9
3.	Tammy Kincaid (1999)	8
4.	Katy Henry (2007)	7
	Tammy Kincaid (2000)	7
6.	Heather Schlichtman (2004)	6
7.	Katy Henry (2006)	5
8.	4 times*	
	Hope McLemore (2010)	4

INNINGS PITCHED

1.	Tammy Kincaid (1997)	309.2
2.	Heather Schlichtman (2004)	266.0
3.	Heather Schlichtman (2001)	256.2
4.	Tammy Kincaid (1998)	253.0
5.	Tammy Kincaid (2000)	244.1
	Tammy Kincaid (1999)	244.1
7.	Katy Henry (2007)	230.1
8.	Katy Henry (2008)	222.1
9.	Katy Henry (2006)	218.1
10.	Heather Schlichtman (2002)	212.2

STRIKEOUTS

1.	Heather Schlichtman (2004)	305
2.	Katy Henry (2007)	224
3.	Katy Henry (2006)	219
4.	Heather Schlichtman (2001)	203
5.	Heather Schlichtman (2002)	200
	Tammy Kincaid (1997)	200
7.	Tammy Kincaid (1999)	193
8.	Katy Henry (2008)	189
9.	Heather Schlichtman (2003)	178
	Tammy Kincaid (1998)	178

**STRIKEOUTS
LOOKING**

1.	Heather Schlichtman (2004)	90
2.	Tammy Kincaid (1997)	74
3.	Heather Schlichtman (2002)	69
	Tammy Kincaid (1998)	69
5.	Heather Schlichtman (2001)	65
6.	Katy Henry (2007)	64
7.	Katy Henry (2006)	61
8.	Tammy Kincaid (2000)	56
9.	Heather Schlichtman (2003)	55
	Tammy Kincaid (1999)	55

BATTERS FACED

1.	Tammy Kincaid (1997)	1372
2.	Tammy Kincaid (1998)	1088
3.	Heather Schlichtman (2004)	1083
4.	Tammy Kincaid (2000)	1029
5.	Katy Henry (2007)	1007
6.	Heather Schlichtman (2001)	1003
7.	Tammy Kincaid (1999)	985
8.	Katy Henry (2008)	968
9.	Katy Henry (2006)	924
10.	Miranda Dixon (2009)	873

FIELDING PCT.

(Min. 40 Chances)

1.	Stephanie Brewer (2010)	1.000
	Leslie Dixon (2008)	1.000
	Katy Henry (2008)	1.000
	Brittany Robison (2008)	1.000
	Jocelyne Moncrief (2007)	1.000
	Andy Wharton (2001)	1.000
7.	Sandra Smith (2010)	.995
	Danica White (1999)	.995
8.	Whitney Cloer (2008)	.994
	Shana Easley (2004)	.994
	Lisa Nieman (2003)	.994

CHANCES

1.	Jen Cirigliano (1999)	618
2.	Kim Eiben (2002)	553
3.	Kim Eiben (2000)	515
4.	Jennifer Bottoms (2001)	486
5.	Shana Easley (2004)	465
6.	Jen Cirigliano (2000)	463
7.	Kris Hightower (1998)	450
8.	Kim Eiben (2003)	448
9.	Danica White (1999)	433
10.	Danica White (2002)	423

PUTOUTS

1.	Jen Cirigliano (1999)	552
2.	Kim Eiben (2002)	511
3.	Kim Eiben (2000)	471
4.	Jennifer Bottoms (2001)	450
5.	Shana Easley (2004)	419
6.	Kim Eiben (2003)	416
7.	Kris Hightower (1998)	404
8.	Danica White (1999)	389
9.	Jen Cirigliano (2000)	384
10.	Samantha Buckner (2008)	382

ASSISTS

1.	Tiffany Woolley (1999)	177
2.	Brett Erickson (1997)	156
3.	Brett Erickson (2000)	154
4.	Tiffany Woolley (2002)	153
5.	Brett Erickson (1999)	148
6.	Cortney Mitchell (2001)	140
7.	Tiffany Woolley (2000)	137
8.	Aly Sartini (1999)	125
9.	Amie Hubbard (2009)	123
10.	Cortney Mitchell (2002)	117

*Heather Schlichtman*



SINGLE SEASON RECORDS - TEAM

*For multiple occurrences, the most recent is listed.

BATTING AVG.

1.	.267	(461-1726)	2008
2.	.257	(458-1781)	2002
3.	.254	(376-1478)	2010
4.	.250	(349-1396)	2009
5.	.248	(479-1932)	2000

SLUGGING PCT.

1.	.434	(1726 AB)	2008
2.	.427	(1478 AB)	2010
3.	.416	(1396 AB)	2009
4.	.323	(1781 AB)	2002
5.	.322	(1311 AB)	2011

ON BASE PCT.

1.	.353	(1478 AB)	2010
2.	.340	(1726 AB)	2008
3.	.330	(1396 AB)	2009
4.	.313	(1781 AB)	2002
5.	.311	(1311 AB)	2011

STOLEN BASE PCT.

1.	.857	(60-70)	2005
2.	.818	(27-33)	2010
3.	.806	(54-67)	2007
4.	.795	(31-39)	2009
5.	.787	(48-61)	2011

GAMES PLAYED

1.	75	2000
	75	1999
3.	68	2002
4.	66	2008
	66	2001

AT BATS

1.	1932	2000
2.	1902	1999
3.	1781	2002
4.	1726	2008
5.	1656	2001

RUNS SCORED

1.	299	2008
2.	251	2010
3.	233	1999
4.	229	2009
5.	227	2000

HITS

1.	479	2000
2.	461	2008
3.	458	2002
4.	455	1999
5.	398	2001

DOUBLES

1.	81	2000
2.	75	2008
3.	73	2010
4.	70	2009
5.	61	2001

TRIPLES

1.	14	1999
2.	13	2007
3.	11	1997
4.	10	2011
5.	9	2009
	9	2008
	9	2005
	9	2000

HOME RUNS

1.	65	2008
2.	58	2010
3.	48	2009
4.	28	2007
5.	19	2005

RUNS BATTED IN

1.	267	2008
2.	214	2009
3.	190	2000
4.	176	1999
5.	150	2007
	150	2002

TOTAL BASES

1.	749	2008
2.	236	2010
3.	614	2000
4.	581	2009
5.	579	1999

WALKS

1.	202	2010
2.	162	2008
2.	151	2009
4.	146	1999
5.	142	2011

SACRIFICE FLIES

1.	13	2010
2.	11	2000
	11	1999
4.	10	2005
5.	9	1998

SACRIFICE HITS

1.	97	2000
2.	96	2002
3.	91	2001
4.	86	1999
5.	65	2003

STOLEN BASES

1.	97	(97-126)	1999
2.	69	(69-100)	2002
3.	60	(60-70)	2005
4.	58	(58-83)	2004
5.	56	(56-80)	2000

EARNED RUN AVG.

1.	1.18	(449.1 IP)	2001
2.	1.49	(522.1 IP)	2000
3.	1.57	(475.2 IP)	2002
4.	1.75	(526.2 IP)	1999
5.	1.94	(407.1 IP)	1998

OPP. BATTING AVG.

1.	.208	(475.2 IP)	2002
	.208	(449.1 IP)	2001
3.	.226	(522.1 IP)	2000
4.	.229	(409.1 IP)	2004
5.	.237	(526.2 IP)	1999

WALKS ALLOWED

(Per 7 Innings)			
1.	1.22	(526.2 IP)	1999
2.	1.32	(449.1 IP)	2001
3.	1.39	(382.1 IP)	1997
4.	1.56	(407.1 IP)	1998
5.	1.64	(417.1 IP)	2007

STRIKEOUTS

(Per 7 Innings)			
1.	6.86	(409.1 IP)	2004
2.	6.27	(418.2 IP)	2006
3.	6.24	(475.2 IP)	2002
4.	6.18	(436.0 IP)	2008
5.	5.97	(417.1 IP)	2007

WINS

1.	46	(46-29)	1999
2.	44	(44-31)	2000
3.	39	(39-28)	2002
4.	37	(37-29)	2008
5.	36	(36-30)	2001

SAVES

1.	8	2000
2.	7	2002
	7	1999
4.	6	2001
5.	5	2008
	5	2005

COMPLETE GAMES

1.	54	1997
2.	46	2001
	46	1998
4.	40	2000
5.	38	2002

SHUTOUTS

1.	21	2001
2.	17	1999
3.	16	2002
4.	14	2000
5.	12	2006

INNINGS PITCHED

1.	526.2	1999
2.	522.1	2000
3.	475.2	2002

4.	449.1	2001
5.	436.0	2008

STRIKEOUTS

1.	424	2002
2.	415	1999
3.	401	2004
4.	385	2008
5.	375	2006

STRIKEOUTS LOOKING

1.	123	2004
2.	121	2002
3.	110	2003
4.	101	2000
5.	99	1999

BATTERS FACED

1.	2201	2000
2.	2178	1999
3.	1947	2002
4.	1928	2008
5.	1880	2007

FIELDING PCT.

1.	.966	(1348-724-72)	2001
2.	.965	(1144-437-58)	2010
2.	.964	(1427-643-78)	2002
3.	.959	(1256-396-71)	2006
	.959	(1202-561-76)	2003
5.	.958	(1203-452-72)	2005

CHANCES

1.	2496	2000
2.	2477	1999
3.	2148	2002
4.	2144	2001
5.	1913	1998

PUTOUTS

1.	1579	1999
2.	1567	2000
3.	1427	2002
4.	1348	2001
5.	1308	2008

ASSISTS

1.	803	2000
2.	792	1999
3.	724	2001
4.	643	2002
5.	598	1997



Dana Gulick



INDIVIDUAL CAREER RECORDS

BATTING AVG.

(Min. 200 AB)

1.	.300	Jessica Bachkora (227-756)	2007-10
2.	.296	Rachel LeMaster (219-741)	2004-07
3.	.294	Brett Erickson (184-625)	1997, 99-00
4.	.292	Dana Gulick (215-737)	1997-00
5.	.288	Jen Cirigliano (218-757)	1997-00
6.	.285	Miranda Dixon (139-504)	2007-10
7.	.284	Blair Perry (189-665)	2002-06
8.	.278	Danica White (224-807)	1999-02
9.	.272	Courtney Breault (71-261)	2010-11
10.	.271	Whitney Cloer (164-606)	2006-09

SLUGGING PCT.

(Min. 200 AB)

1.	.537	Miranda Dixon (659 AB)	2007-10
2.	.471	Jessica Bachkora (756 AB)	2007-10
3.	.456	Sandra Smith (583 AB)	2006-10
4.	.452	Whitney Cloer (606 AB)	2006-09
5.	.449	Becca Carden (283 AB)	2009-11
6.	.429	Courtney Breault (261 AB)	2010-11
7.	.416	Sandra Smith (411 AB)	2006-10
8.	.408	Dayna Huckabee (677 AB)	2005-08
9.	.408	Courtney Mitchell (343 AB)	2001-02
10.	.390	Kayla Johnson (666 AB)	2006-09
	.390	Jen Cirigliano (757 AB)	1997-00

ON-BASE PCT.

(Min. 200 AB)

1.	.391	Miranda Dixon (659 AB)	2007-10
2.	.384	Jessica Bachkora (756 AB)	2007-10
3.	.372	Sandra Smith (583 AB)	2006-10
4.	.363	Courtney Breault (261 AB)	2010-11
	.363	Jen Cirigliano (757 AB)	1997-00
6.	.357	Brett Erickson (625 AB)	1997, 99-00
7.	.353	Danica White (807 AB)	1999-02
8.	.342	Becca Carden (283 AB)	2009-11
9.	.340	Dana Gulick (737 AB)	1997-00
10.	.332	Whitney Cloer (606 AB)	2006-09

STOLEN BASE PCT.

(Min. 20 Attempts)

1.	.851	Jessica Bachkora (57-67)	2007-10
2.	.849	Dana Gulick (73-86)	1997-00
3.	.844	Tiffany Woolley (27-32)	1999-02
4.	.792	Julie Young (19-24)	2000-03
5.	.760	Mindy O'Malley (38-50)	2003-06
6.	.760	Andy Wharton (38-50)	1999-02
7.	.758	Rachel LeMaster (75-99)	2004-07
8.	.683	Blair Perry (56-82)	2002-06
9.	.677	Sheri Wahrmond (21-31)	1998-00
10.	.640	Zenobia Davison (16-25)	2002-05

GAMES PLAYED

1.	280	Danica White	1992-02
2.	269	Tiffany Woolley	1999-02
3.	266	Blair Perry	2002-06
	266	Jen Cirigliano	1997-00
5.	260	Andy Wharton	1999-02
6.	251	Kim Eiben	2000-03
7.	250	Dana Gulick	1997-00
8.	246	Dayna Huckabee	2005-08
9.	243	Rachel LeMaster	2004-07
10.	241	Jessica Bachkora	2007-10

GAMES STARTED

1.	277	Danica White	1999-02
2.	265	Jen Cirigliano	1997-00
3.	244	Dayna Huckabee	2005-08
	244	Tiffany Woolley	1999-02
5.	240	Dana Gulick	1997-00
	240	Jessica Bachkora	2007-10

7.	239	Rachel LeMaster	2004-07
8.	236	Miranda Dixon	2007-10
9.	231	Kim Eiben	2000-03
10.	229	Blair Perry	2002-06

AT-BATS

1.	807	Danica White	1999-02
2.	757	Jen Cirigliano	1997-00
3.	756	Jessica Bachkora	2007-10
4.	741	Rachel LeMaster	2004-07
5.	737	Dana Gulick	1997-00
6.	677	Dayna Huckabee	2005-08
7.	666	Kayla Johnson	2006-09
8.	666	Tiffany Woolley	1999-02
9.	665	Blair Perry	2002-06
10.	659	Miranda Dixon	2007-10

RUNS SCORED

1.	166	Jessica Bachkora	2007-10
2.	124	Kayla Johnson	2006-09
3.	119	Dana Gulick	1997-00
4.	104	Jessica Bachkora	2007-10
5.	86	Blair Perry	2002-06
6.	83	Dayna Huckabee	2005-08
7.	82	Mindy O'Malley	2003-06
8.	77	Rachel LeMaster	2004-07
9.	76	Tiffany Woolley	1999-02
10.	75	Danica White	1999-02

HITS

1.	227	Jessica Bachkora	2007-10
2.	224	Danica White	1999-02
3.	219	Rachel LeMaster	2004-07
4.	218	Jen Cirigliano	1997-00
5.	215	Dana Gulick	1997-00
6.	189	Blair Perry	2002-06
7.	188	Miranda Dixon	2007-10
8.	184	Brett Erickson	1997, 99-00
9.	176	Kim Eiben	2000-03
10.	172	Kayla Johnson	2006-09

DOUBLES

1.	48	Jessica Bachkora	2007-10
2.	40	Danica White	1999-02
3.	39	Kim Eiben	2000-03
4.	39	Jen Cirigliano	1997-00
5.	35	Miranda Dixon	2007-10
	35	Brett Erickson	1997, 99-00
7.	31	Kayla Johnson	2006-09
8.	30	Jessica Bachkora	2007-10
	30	Dayna Huckabee	2005-08
10.	26	Whitney Cloer	2006-09



Jessica Bachkora

TRIPLES

1.	12	Dayna Huckabee	2005-08
2.	10	Sheri Wahrmond	1998-00
3.	9	Jessica Bachkora	2007-10
4.	7	Danica White	1999-02
5.	6	Whitney Cloer	2006-09
6.	5	Mindy O'Malley	2003-06
	5	Brett Erickson	1997, 99-00
8.	4	Multiple times*	

HOME RUNS

1.	43	Miranda Dixon	2007-10
2.	29	Sandra Smith	2006-10
3.	24	Whitney Cloer	2006-09
4.	21	Jessica Bachkora	2007-10
5.	20	Dayna Huckabee	2005-08
6.	17	Kayla Johnson	2006-09
7.	14	Samantha Buckner	2005-08
8.	12	Jen Cirigliano	1997-00
9.	11	Brittany Robison	2007-10
9.	10	Julie Young	2000-03

RUNS BATTED IN

1.	147	Miranda Dixon	2007-10
2.	120	Jen Cirigliano	1997-00
3.	118	Sandra Smith	2006-10
4.	105	Dayna Huckabee	2005-08
5.	101	Whitney Cloer	2006-09
6.	98	Kayla Johnson	2006-09
7.	95	Danica White	1999-02
8.	81	Jessica Bachkora	2007-10
9.	73	Kim Eiben	2000-03
10.	70	Julie Young	2000-03

TOTAL BASES

1.	356	Jessica Bachkora	2007-10
2.	354	Miranda Dixon	2007-10
3.	295	Jen Cirigliano	1997-00
4.	293	Danica White	1999-02
5.	276	Dayna Huckabee	2005-08
6.	274	Whitney Cloer	2006-09
7.	266	Sandra Smith	2006-10
8.	260	Kayla Johnson	2006-09
9.	238	Dana Gulick	1997-00
10.	235	Brett Erickson	1997, 99-00

WALKS

1.	103	Sandra Smith	2006-10
2.	96	Miranda Dixon	2007-10
3.	85	Jessica Bachkora	2007-10
4.	82	Danica White	1999-02
5.	70	Jen Cirigliano	1997-00
6.	56	Kayla Johnson	2006-09
7.	49	Dana Gulick	1997-00
	49	Brett Erickson	1997, 99-00
9.	48	Aly Sartin	1997-00
10.	47	Whitney Cloer	2006-09

SACRIFICE FLIES

1.	8	Courtney Breault	2010-11
1.	7	Jen Cirigliano	1997-00
2.	6	Sheri Wahrmond	1998-00
3.	5	Whitney Cloer	2006-09
	5	Aly Sartin	1997-00
5.	4	Miranda Dixon	2007-10
	4	Dayna Huckabee	2005-08
	4	Kallie Foglesong	2004-06
	4	Kim Eiben	2000-03
	4	Brett Erickson	1997, 99-00

SACRIFICE HITS

1.	53	Blair Perry	2002-06
2	45	Tiffany Woolley	1999-02



3.	38	Julie Young	2000-03
4.	37	Andy Wharton	1999-02
5.	32	Dana Gulick	1997-00
6.	31	Jen Cirigliano	1997-00
7.	26	Mindy O'Malley	2003-06
8.	25	Rachel LeMaster	2004-07
	25	Kim Eiben	2000-03
10.	24	Nicole Deeter	2001-03

STOLEN BASES

1.	75	Rachel LeMasters (75-99)	2004-07
2.	73	Dana Gulick (73-86)	1997-00
3.	57	Jessica Bachkora	2007-10
4.	56	Blaire Perry (56-82)	2002-06
5.	38	Mindy O'Malley (38-50)	2003-06
	38	Andy Wharton (38-50)	1999-02
7.	27	Tiffany Woolley (27-32)	1999-02
8.	21	Sheri Wahrmund (21-31)	1998-00
9.	19	Julie Young (19-24)	2000-03
10.	16	Zenobia Davison (16-25)	2002-05

EARNED RUN AVG.

(Min. 150 IP)

1.	1.59	Heather Schlichtman (930.2 IP)	2001-04
2.	1.66	Rachel Talley (686.1 IP)	1999-02
3.	1.90	Tammy Kincaid (1051.1 IP)	1997-00
4.	2.43	Jennifer Bottoms (374.0 IP)	1998-01
5.	3.04	Valanna Lyons (375.0 IP)	2002-05
6.	3.07	Katy Henry (820.2 IP)	2005-08
7.	3.13	Blaire Perry (203.1 IP)	2002-06
8.	3.42	Sarah Topham (172.0 IP)	2004-06
9.	3.43	Miranda Dixon (493.2 IP)	2007-10
10.	3.51	Hope McLemore (239 IP)	2010-pres.

OPP. BATTING AVG.

(Min. 150 IP)

1.	.200	Heather Schlichtman (930.2 IP)	2001-04
2.	.225	Rachel Talley (686.1 IP)	1999-02
3.	.235	Tammy Kincaid (1051.1 IP)	1997-00
4.	.261	Hope McLemore (123.2 IP)	2010-pres.
	.261	Blaire Perry (203.1 IP)	2002-06
6.	.265	Katy Henry (820.2 IP)	2005-08
7.	.268	Valanna Lyons (375.0 IP)	2002-05
8.	.272	Jennifer Bottoms (374.0 IP)	1998-01
9.	.276	Sarah Topham (172.0 IP)	2004-06
10.	.282	Kim Jones (352 IP)	2008-11

WALKS ALLOWED

(Per 7 Innings)

1.	1.22	Rachel Talley (686.1 IP)	1999-02
2.	1.40	Tammy Kincaid (1051.1 IP)	1997-00
3.	1.72	Katy Henry (820.2 IP)	2005-08
4.	1.76	Miranda Dixon (493.2 IP)	2007-10
5.	1.91	Jennifere Bottoms (374.0 IP)	1998-01
6.	2.03	Heather Schlichtman (930.2 IP)	2001-04
7.	2.55	Hope McLemore (239 IP)	2010-pres.
8.	3.24	Blaire Perry (203.1 IP)	2002-06
9.	3.36	Valanna Lyons (375.0 IP)	2002-05
10.	3.37	Layne McGuirt (234.2 IP)	2008-11

STRIKEOUTS

(Per 7 Innings)

1.	6.66	Heather Schlichtman (930.2 IP)	2001-04
2.	6.45	Katy Henry (820.2 IP)	2005-08
3.	6.20	Rachel Talley (686.1 IP)	1999-02
4.	6.18	Hope McLemore (239 IP)	2010-pres.
5.	5.39	Kim Jones (352 IP)	2008-11
6.	5.27	Miranda Dixon (493.2 IP)	2007-10
7.	5.08	Valanna Lyons (375.0 IP)	2002-05
8.	4.99	Blaire Perry (203.1 IP)	2002-06
9.	4.96	Tammy Kincaid (1051.1 IP)	1997-00
10.	4.95	Layne McGuirt (234.2 IP)	2008-11

WINS

1.	73	Heather Schlichtman (73-67)	2001-04
2.	72	Tammy Kincaid (72-80)	1997-00

3.	56	Katy Henry (56-68)	2005-08
4.	52	Rachel Talley (52-50)	1999-02
5.	35	Miranda Dixon (35-45)	2007-10
6.	23	Jennifer Bottoms (23-28)	1998-01
7.	22	Valanna Lyons (22-38)	2002-05
8.	18	Hope McLemore (18-24)	2010-pres.
	18	Kim Jones (18-33)	2008-11
10.	10	Blaire Perry (10-14)	2002-06

SAVES

1.	9	Katy Henry	2005-08
	9	Rachel Talley	1999-02
	9	Tammy Kincaid	1997-00
4.	7	Miranda Dixon	2007-10
5.	6	Heather Schlichtman	2001-04
	6	Jennifer Bottoms	1998-01
7.	4	Valanna Lyons	2002-05
8.	3	Hope McLemore	2010-pres.
	3	Sarah Topham	2004-06
10.	2	Kim Jones	2008-11

APPEARANCES

1.	186	Tammy Kincaid	1997-00
2.	180	Katy Henry	2005-08
3.	169	Heather Schlichtman	2001-04
4.	151	Rachel Talley	1999-02
5.	118	Miranda Dixon	2007-10
5.	93	Valanna Lyons	2002-05
6.	92	Jennifer Bottoms	1998-01
7.	90	Kim Jones	2008-11
	90	Layne McGuirt	2008-11
9.	56	Hope McLemore	2010-pres.
10.	51	Blaire Perry	2002-06

COMPLETE GAMES

1.	116	Tammy Kincaid	1997-00
2.	94	Heather Schlichtman	2001-04
3.	70	Katy Henry	2005-08
4.	51	Rachel Talley	1999-02
5.	30	Jennifer Bottoms	1998-01
6.	29	Miranda Dixon	2007-10
7.	25	Valanna Lyons	2002-05
8.	23	Kim Jones	2008-11
9.	11	Blaire Perry	2002-06
10.	10	Gretchen Thompson	1997

SHUTOUTS

1.	26	Heather Schlichtman	2001-04
2.	19	Tammy Kincaid	1997-00
3.	15	Katy Henry	2005-08
	15	Rachel Talley	1999-02
5.	9	Jennifer Bottoms	1998-01
6.	6	Miranda Dixon	2007-10



Heather Schlichtman

7.	5	Kim Jones	2008-11
8.	3	Blaire Perry	2002-06
	3	Kayce Odle	2006
	3	Valanna Lyons	2002-05

INNINGS PITCHED

1.	1051.1	Tammy Kincaid	1997-00
2.	930.2	Heather Schlichtman	2001-04
3.	820.2	Katy Henry	2005-08
4.	686.1	Rachel Talley	1999-02
5.	493.2	Miranda Dixon	2007-10
6.	375.0	Valanna Lyons	2002-05
7.	374.0	Jennifer Bottoms	1998-01
8.	352.0	Kim Jones	2008-11
9.	230.0	Hope McLemore	2010-pres..
10.	203.1	Blaire Perry	2002-06

STRIKEOUTS

1.	886	Heather Schlichtman	2001-04
2.	756	Katy Henry	2005-08
3.	745	Tammy Kincaid	1997-00
4.	608	Rachel Talley	1999-02
5.	372	Miranda Dixon	2007-10
6.	272	Valanna Lyons	2002-05
7.	271	Kim Jones	2008-11
8.	211	Hope McLemore	2010-pres.
9.	188	Jennifer Bottoms	1998-01
10.	145	Blaire Perry	2002-06

STRIKEOUTS LOOKING

1.	279	Heather Schlichtman	2001-04
2.	254	Tammy Kincaid	1997-00
3.	188	Katy Henry	2005-08
4.	98	Rachel Talley	1999-02
5.	94	Valanna Lyons	2002-05
6.	81	Miranda Dixon	2007-10
7.	79	Kim Jones	2008-11
8.	64	Jennifer Bottoms	1998-01
9.	59	Hope McLemore	2010-pres.
10.	37	Sarah Topham	2004-06

BATTERS FACED

1.	4474	Tammy Kincaid	1997-00
2.	3799	Heather Schlichtman	2001-04
3.	3553	Katy Henry	2005-08
4.	2787	Rachel Talley	1999-02
5.	2577	Miranda Dixon	2007-10
6.	1718	Valanna Lyons	2002-05
7.	1711	Kim Jones	2008-11
8.	1678	Jennifer Bottoms	1998-01
9.	1067	Hope McLemore	2010-pres.
10.	931	Blaire Perry	2002-06

FIELDING PCT.

(Min 80 Chances)

1.	.992	Lisa Nieman (222-31-2)	2002-03
2.	.990	Leslie Dixon (168-24-2)	2008-11
3.	.989	Danica White (1302-162-16)	1999-02
4.	.985	Emily Jones (78-6-1)	2008-10
	.985	Whitney Cloer (875-63-9)	2006-09
	.985	Samantha Buckner (1150-82-19)	2005-08
	.985	Shana Easley (1233-108-21)	2003-06
8.	.983	Stephanie Brewer (324-15-6)	
9.	.979	Kim Eiben (1563-99-35)	2000-03
10.	.978	Kim Bryant (327-25-8)	1997

CHANCES

1.	1697	Kim Eiben	2000-03
2.	1682	Jen Cirigliano	1997-00
3.	1480	Danica White	1999-02
4.	1362	Shana Easley	2003-06
5.	1251	Samantha Buckner	2005-08
6.	1241	Whitney Cloer	2006-09
7.	930	Sandra Smith	2006-10
8.	908	Tiffany Woolley	1999-02
9.	841	Aly Sartini	1997-00



10. 817 Dayna Huckabee

2005-08

PUTOUTS

1.	1563	Kim Eiben	2000-03
2.	1412	Jen Cirigliano	1997-00
3.	1302	Danica White	1999-02
4.	1233	Shana Easley	2003-06
5.	1150	Samantha Buckner	2005-08
6.	1122	Whitney Cloer	2006-09
7.	663	Sandra Smith	2006-10
8.	607	Kris Hightower	1997-99
9.	512	Jennifer Bottoms	1998-01
10.	404	Kayla Johnson	2006-09

ASSISTS


1.	558	Tiffany Woolley	1999-02
2.	458	Brett Erickson	1997, 99-00
3.	400	Aly Sartini	1997-00
4.	367	Dayna Huckabee	2005-08
5.	347	Blaire Perry	2002-06
6.	339	Tammy Kincaid	1997-00
7.	306	Heather Schlichtman	2001-04
8.	291	Kayla Johnson	2006-09
9.	257	Cortney Mitchell	2001-02
10.	246	Sandra Smith	2006-10

DOUBLE PLAYS TURNED

1.	42	Kim Eiben	2000-03
2.	33	Aly Sartini	1997-00
3.	32	Jen Cirigliano	1997-00
4.	31	Sandra Smith	2006-10
5.	30	Samantha Buckner	2005-08
6.	29	Tiffany Woolley	1999-02
7.	28	Jennifer Bottoms	1998-01
8.	25	Dayna Huckabee	2005-08
9.	25	Cortney Mitchell	2001-02
10.	23	Brett Erickson	1997, 99-00

HISTORICAL ARKANSAS TEAMS**1997 RAZORBACKS**

The 1997 Arkansas softball squad was the inaugural Razorback team. The first senior class from that team also became the first to reach the NCAA Tournament in 2000. Several members of that inaugural team are still scattered throughout the Razorback record books, including former assistant coach Aly Sartini.



Front Row (L-R): Trainer Tom Caruso, Lane Davis, Crystal Richardson, Brett Erickson, Katy Skaife, Christy Ralph and trainer Katy Morrison. **Second Row:** Lisa Flores, Augrista Belford, Robin Alpe, Tammy Kincaid, Gretchen Thompson, Dana Gulick and Kris Hightower. **Third Row:** Kim Bryant, Aly Sartini, Assistant Coach Eileen Schmidt, Head Coach Carrie Dever-Boaz, Assistant Coach Rich Apodaca, Jen Cirigliano and Head Trainer Julie Cain.

2000 RAZORBACKS

The Razorbacks of 2000 were the first to make an NCAA Regional appearance in Norman, Okla., after facing 10 top-25 teams during the season.



Front Row (L-R): Andy Wharton, Julie Young, Dana Gulick, Sheri Wahrmond. **Second Row:** head coach Carrie Dever-Boaz, Jennifer Cirigliano, Kristen Henry, Brett Erickson, Katy Skaife, Tiffany Woolley, assistant coach Eileen Schmidt. **Third Row:** Aly Sartini, Tammy Kincaid, Jennifer Bottoms, Erin Stokely, Kim Eiben, Danica Howlett, Rachel Talley, manager Christy Ralph, assistant coach Jason Shirey.



LETTERWINNERS LIST

A

Alpe, Robin	1997-98
Atkins, Ruth	2003

B

Bachkora, Jessica	2007-10
Baze, Brandy	2006-09
Belford, Augrista	1997
Benish, Allie	2003-04
Bisaccia, Michele	2003-04
Bottoms, Jennifer	1998-2001
Breault, Courtney	2010-11
Brewer, Stephanie	2010-11
Bryant, Kim	1997
Buckner, Samantha	2005-08

C

Caldwell, Amanda	2008-11
Carden, Becca	2010-11
Carter, Ashley	2003-05
Chisom, Lauren	2008-10
Cicioni, Hannah	2008-09
Cirigliano, Jennifer	1997-2000
Cloer, Whitney	2006-09
Cohen, Chelsea	2010-Present

D

Daniel, Allison	1998-1999
Davison, Zenobia	2002-05
Deeter, Nicole	2001-04
Dixon, Leslie	2008-11
Dixon, Miranda	2007-10

E


Easley, Shana	2003-06
Egnor, Carrie	2006
Eiben, Kim	2000-03
Erickson, Brett	1997, 99-2000

F

Foglesong, Kallie	2004-06
Foust, Brandy	2006-09
Flores, Lisa	1997
Freeman, Hillary	2006-09

G

Gee, Jayme	2011-Present
Geile, Amanda	2011-Present
Griffiths, Brittany	2009-11
Gulick, Dana	1997-00



Jayme Gee



Hope McLemore

H

Harney, Meagan	2006
Hendrix, Lauren	2001-03
Henry, Katy	2005-09
Henry, Kirsten	2000
Hightower, Kris	1997-98
Hill, Sarah	2003
Hubbard, Amie	2008-09
Huckabee, Dayna	2005-08
Hulsey, Teighynne	2007-10
Hunter, Stephanie	2001-04

I

Iverson, Lauren	2008
-----------------	------

J

James, Sami	1998
Johnson, Kayla	2006-09
Johnson, Melissa	2003-04
Johnson, Tiffany	2001
Jones, Emily	2008-2010
Jones, Kim	2008-11

K

Kaiser, Jessica	2002
Kincaid, Tammy	1997-2000

L

Landgraf, Elizabeth	1998-99
LeMaster, Rachel	2004-07
Long, Cassy	2004-06
Lyons, Valanna	2002-05

M

Martindale, Ashley	2011-Present
McGurt, Layne	2008-11
McLemore, Hope	2010-Present
Meza, Amber	1997-98
Mitchell, Cortney	2001-02
Moddrell, Julie	1998
Moncrief, Jocelyne	2006-09
Mort, Tori	2009-Present

N

Nieman, Lisa	2002-03
Nims, Kelli	2001-02
Ninemire, Kelly	2005

O

O'Malley, Mindy	2003-06
Odle, Kayce	2006
Oprzedek, Chloe	2011-Present

P

Perry (Woodward), Blaire	2002-06
Perry, Lindsay	2005

Q

Quillin, Kathy	1998-99
----------------	---------

R

Ralph, Christy	1997-99
Rambo, Jennifer	2011-Present
Rankin, Heather	2005
Reed, Jess	2007
Richardson, Crystal	1997-98
Robison, Brittany	2007-10
Robison, Jessica	2009-Present
Roby, Linzee	2005

S

Sartini, Aly	1997-2000
Schlichtman, Heather	2001-04
Skaife, Katy	1997-2000
Smith, Sandra	2006-10
Southmayd, Barbara-Jean	2003-05
Stoke, Erin	2000-02
Stunkard, Kristin	2003
Summerford, Amanda	2010-Present
Swan, Candice	2003-04

T

Talley, Rachel	1999-2002
Thompson, Gretchen	1997
Topham, Sarah	2004-05
Tyree, Amy	1998

V

Van De Pol, Brea	2010-11
------------------	---------

W

Waddle, Jessica	2007-10
Wahrmund, Sheri	1998-2000
Wells, Lindsey	2010-11
Wharton, Andy	1999-2002
White (Howlett), Danica	1999-2002
Woolley, Tiffany	1999-2002

Y

Young, Julie	2000-03
--------------	---------



Tori Mort



ALL - TIME JERSEY LIST

*Wore more than one jersey in career

00

Jennifer Rambo 2011-Present

1

Brett Erickson * 1997
 Amy Tyree 1998
 Tiffany Johnson 2001
 Ashley Carter 2003-05
 Brandy Baze 2006-09
 Macy Burr 2011

2

Sami James 1998
 Nicole Deeter 2001-04
 Jocelyne Moncrief 2006-09
 Hope McLemore* 2010-Present

3

Christy Ralph * 1997
 Julie Moddrell 1998
 Sarah Topham 2004-05
 Leslie Dixon* 2008
 Tori Mort 2009-Present

4

Tammy Kincaid 1997-2000
 Stephanie Hunter 2001-04
 Hillary Freeman 2006-09
 Jayme Gee 2011-Present

5

Kathy Quillin 1998-99
 Kirsten Henry 2000
 Jessica Kaiser 2002-03
 Carrie Egnor 2006
 Lauren Iverson 2008
 Stephanie Brewer 2010-11

6

Amber Meza 1998
 Linzee Roby 2005
 Meagan Harney 2006
 Amanda Summerford 2010-Present

7

Christy Ralph * 1998-2000
 Julie Young 2000-03
 Samantha Buckner 2005-08
 Leslie Dixon* 2009-11

8

Katy Skaife 1997-2000
 Cortney Mitchell 2001-02
 Shana Easley 2003-06
 Lindsey Wells 2009-11
 Kimmy Beasley 2012-Present

9

Aly Sartini 1997-2000
 Ruth Atkins 2003
 Kelly Ninemire 2005
 Brittany Robison 2007-10
 Ashley Martindale 2011-Present

10

Gretchen Thompson 1997
 Elizabeth Landgraf 1998-99
 Kim Eiben 2000-03
 Cassy Long 2004-06
 Kelsie Vallies 2009-10
 Sierra Bronkey 2011-Present

11

Crystal Richardson 1997-99
 Rachel Talley 1999-2002
 Melissa Johnson 2003-04
 Heather Rankin 2005
 Miranda Dixon 2007-10
 Clarisa Navarro 2012-Present

12

Jennifer Bottoms 1998-2001
 Lisa Nieman 2002-03
 Whitney Cloer 2006-09
 Courtney Breault 2010-11
 Ciara Clampitt 2012-Present

13

Jennifer Cirigliano 1997-2000
 Heather Schlichtman 2001-04
 Olivia Ramirez 2012-Present

14

Brett Erickson * 1999-2000
 Valanna Lyons 2002-05
 Jess Reed 2007
 Jessica Robison 2009-Present

15

Augrsta Belford 1997
 Dayna Huckabee 2005-08
 Katie Harrison 2012-Present

16

Kim Bryant 1997
 Elizabeth Burdette 1998
 Blaire (Woodward) Perry 2002-06
 Jessica Waddle 2007-10
 Amanda Geile 2011-Present

17

Tiffany Woolley 1999-2002
 Allie Benish 2003-04
 Layne McGuirt 2008-2011
 Andrea Sullivan 2012-Present

18

Sheri Wahrmund 1998-2000

19

Kristina Hightower 1997-99
 Jessica Bachkora 2007-10
 Alyssa Bass 2012-Present

20

Dana Gulick 1997-2000
 Kelli Nims 2001-03
 Kayla Johnson 2006-09
 Chloe Oprzedek 2011-Present

21

Allison Daniel 1998-99
 Erin Stokey 2000-02
 Sarah Hill 2003
 Kayce Odle 2006
 Amie Hubbard 2008-09
 Morgan Clark 2010-Present

22

Mindy O'Malley 2003-06
 Becca Carden 2008-11

23

Lisa Flores 1997
 Lauren Hendrix 2001-03
 Sandra Smith 2006-10
 Megan Pearson 2012-Present

24

Robin Alpe 1997-98
 Zenobia Davison 2002-05
 Emily Jones 2008-10

25

Michele Bisaccia 2003-04
 Lauren Chisom 2008-10

26

Brea Van De Pol 2010-11

27

Hannah Cicioni 2008-09

28

Linnea Ketcher 2011-Present

29

Brittany Griffiths 2009-11

30

Meg McGuirt 2011
 Devon Wallace 2012

32

Rachel LeMaster 2004-07
 Kim Jones 2008-11
 Victoria Brown 2012-Present

33

Lindsay Perry 2005
 Teighynne Hulsey 2007-10
 Maddie Reese 2012-Present

35

Kallie Foglesong 2004-06

40

Kristin Stunkard 2003

42

Andy Wharton 1999-2002
 Callie Shaw 2003
 Katy Henry 2005-02

44

Chelsea Cohen 2010-Present

51

Brandy Foust 2006-09

55

Candice Swan 2003-04

62

Amanda Caldwell 2008-11

70

Danica (Howlett) White 1999-2002

90

Barbara-Jean Southmayd 2003-05

ALL - TIME HONORS AND AWARDS

All-SEC

- 1997 Augrista Belford (2nd team)
Jennifer Cirigliano (2nd team)
Tammy Kincaid (2nd team)
1999 Brett Erickson (2nd team)
2000 Brett Erickson (2nd team)
Tammy Kincaid (2nd team)
2001 Heather Schlichtman (2nd team)
2005 Rachel LeMaster (2nd team)
2010 Jessica Bachkora (2nd team)
Miranda Dixon (2nd team)



SEC All-Freshman

- 2007 Jessica Bachkora (OF)
Miranda Dixon (DP)
2009 Brittany Griffiths (SS)
2010 Courtney Breault (2B)

SEC All-Defensive

- 2010 Sandra Smith (3B)

SEC Pitcher of the Week

- 1997 Tammy Kincaid
1998 Tammy Kincaid
1999 Tammy Kincaid (Week 11 and 14)
2000 Tammy Kincaid (Week 2)
2001 Heather Schlichtman (Week 4)
Rachel Talley (Week 7)
2002 Heather Schlichtman (Week 7)
2004 Heather Schlichtman (Week 3)
2006 Katy Henry (3/20)
2008 Miranda Dixon (4/14)
2009 Miranda Dixon (3/23)

SEC Player of the Week

- 1997 Jennifer Cirigliano
2000 Erin Stokey (Week 11)
2002 Cortney Mitchell (Week 4)
2005 Mindy O'Malley (4/25)
2008 Miranda Dixon (2/25)
2010 Miranda Dixon (4/5)

SEC Freshman of the Week

- 2009 Brittany Griffiths (3/23)
2010 Hope McLemore (4/5)
Courtney Breault (5/3)

SEC Coach of the Year

- 1999 Carie Dever-Boaz

NFCA All-South Region Team

- 2000 Brett Erickson (2nd Team)
2006 Blaire Perry
2008 Miranda Dixon (1st Team)
2009 Miranda Dixon (1st Team)
2010 Jessica Bachkora (1st Team)

- Sandra Smith (1st Team)
Miranda Dixon (2nd Team)

Louisville Slugger/NFCA

All-American

- 2010 Miranda Dixon (3rd Team)

NSCA All-American Strength and Conditioning Athlete of the Year

- 2007 Dayna Huckabee

SEC Academic Honor Roll

- 1997 Crystal Richardson
1998 Robin Alpe, Jennifer Cirigliano, Amber Meza, Crystal Richardson, Katy Skaife
1999 Jennifer Bottoms, Jennifer Cirigliano, Dana Guilk, Lolly Landgraf, Christy Ralph, Katy Skaife, Sheri Wahrmund
2000 Jennifer Bottoms, Jennifer Cirigliano, Katy Skaife, Tiffany Woolley, Julie Young
2001 Jennifer Bottoms, Kim Eiben, Tiffany Woolley, Julie Young
2002 Jennifer Bottoms, Nicole Detter, Kim Eiben, Kelli Nims, Tiffany Woolley, Julie Young
2003 Blaire Perry, Ashley Carter, Barbara Jean Soutmayd, Shana Easley, Mindy O'Malley
2004 Ashley Carter, Nicole Deeter, Shana Easley, Kallie Foglesong, Melissa Johnson, Rachel LeMaster, Valana Lyons, Mindy O'Malley, Blaire Perry, Heather Schlichtman, Sarah Topman
2005 Zenobia Davis, Shanna Easley, Kallie Fogleson, Rachel LeMaster, Valanna Lyons, Mindy O'Malley, Blaire Perry, Sara Topman
2006 Shanna Easley, Kallie Foglesong, Katy Henry, Dayna Huckabee, Rachel LeMaster, Mindy O'Malley, Kayce Odle, Blaire Perry
2007 Whitney Cloer, Brandy Foust, Hillary Freeman, Katy Henry, Dayna Huckabee, Kayla Johnson, Rachel LeMaster, Jocelyne Moncrief
2008 Jessica Bachkora, Whitney Cloer, Miranda Dixon, Hillary Freeman, Dayna Huckabee, Teighynne Hulsey, Kayla Johnson, Jocelyn Moncrief, Brittany Robison, Sandra Smith, Jessica Waddle, Brandy Baze, Samantha Buckner, Brandy Foust
2009 Jessica Bachkora, Amanda Caldwell, Becca Carden, Whitney Cloer, Leslie Dixon, Hillary Freeman, Amie Hubbard, Teighynne Hulsey, Kayla Johnson, Layne McGuirt, Jocelyne Moncrief, Miranda Dixon, Brittany Robison, Sandra Smith, Jessica Waddle, Lindsey Wells
2010 FRESHMEN: Courtney Breault, Stephanie Brewer, Morgan Clark, Chelsea Cohen, Hope McLemore, Brea Van De Pol
2011 Sierra Bronkey, Macy Burr, Jayme Gee, Amanda Geile, Linnea Ketcher, Ashley Martindale, Jennifer Rambo

Verizon Academic All-American

- 2001 Tiffany Woolley (1st Team)
2002 Tiffany Woolley (2nd Team)

SEC H. Boyd McWhorter

Scholar Athlete

- 2002 Tiffany Woolley

SEC Scholar Athlete of the Year

- 2010 Jessica Bachkora

NFCA Academic All-America Scholar-Athlete

- 2005 Katy Henry, Dayna Huckabee, Rachel LeMaster, Valanna Lyons, Heather Rankin, Sarah Topham
2006 Katy Henry, Dayna Huckabee, Kallie Foglesong, Hillary Freeman, Rachel LeMaster, Kayce Odle, Melinda O'Malley, Blaire Perry, Sarah Topham

NFCA Girls Got Game

All-Academic

- 2010 Hope McLemore, Jessica Bachkora, Kim Jones, Morgan Clark, Becca Carden, Tori Mort

ESPN Academic All-District

- 2008 Katy Henry (1st Team)
Miranda Dixon (1st Team)
Jessica Bachkora (2nd Team)
2009 Miranda Dixon (1st Team)
Jessica Bachkora (1st Team)
2010 Jessica Bachkora (1st Team)
Miranda Dixon (2nd Team)

ESPN Academic All-American

- 2010 Jessica Bachkora (1st Team)

SEC Good Works Team

- 2005 Mindy O'Malley
2006 Blaire Perry



SEC Community Service Team

- 2007 Whitney Cloer
2008 Dayna Huckabee
2009 Whitney Cloer
2010 Amanda Caldwell

Arkansas Salute to Excellence

- 2002-03 Tiffany Woolley
2010-11 Jessica Bachkora

Razorback Team Awards

Team MVP:

- 1997 Jennifer Cirigliano
Tammy Kincaid
1998 The Entire Team
1999 Tammy Kincaid
2000 Brett Erickson
2001 Danica White
Tiffany Woolley
2002 Julie Young
2003 Kim Eiben
2004 The Entire Team

**Most Improved:**

1997 Katy Skaife
 1998 Aly Sartini
 1999 Aly Sartini
 2000 Dana Gulick
 Erin Stokey
 2001 Julie Young
 2002 Nicole Deeter
 2003 Barbara-Jean Southmayd
 2004 Shana Easley

Most Inspirational:

1997 Robin Alpe
 1998 Crystal Richardson
 1999 Christy Ralph
 2000 Tiffany Woolley
 2001 Kelli Nims
 2002 Jessica Kaiser
 2003 Zenobia Davison
 Sarah Hill
 2004 Ashley Carter
 Blaire Perry

Coaches Award:

1997 Christy Ralph
 1998 Christy Ralph
 1999 Kathy Quillin
 2000 Andy Wharton
 2001 Jennifer Bottoms
 2002 Nicole Deter
 Rachel Talley
 2003 Heather Schlichtman
 2004 Mindy O'Malley

Senior Scholar-Athlete:

1998 Crystal Richardson (English)
 1999 Christy Ralph (Education)
 2000 Katy Skaife (Education)



2001 Jennifer Bottoms (Kinesiology)
 2002 Tiffany Woolley (Accounting)
 2003 Kim Eiben (Criminology)

Offensive Player:

1997 Kim Bryant (.326)
 Jennifer Cirigliano (.326)
 1998 Dana Gulick (.312)
 1999 Dana Gulick (.311)
 2000 Brett Erickson (.352)
 2001 Danica White (.312)
 2002 Blaire Perry (.311)
 2003 Kim Eiben (.345)
 2004 Rachel LeMaster (.298)

Golden Glove:

1998 Kristina Hightower (.984)
 1999 Danica White (.995)
 2000 Jennifer Cirigliano (.974)
 Danica White (.974)
 2001 Andy Wharton (1.000)
 2002 Danica White (.993)

2003 Kim Eiben (.989)
 2004 Shana Easley (.994)

All-Tournament Teams**Diamond Fun and Sun Classic**

2006 Blaire Perry

Golden Panther Invitational (FIU)

2000 Dana Gulick (MVP)
 Jennifer Bottoms, Danica White
 2001 Heather Schlichtman,
 Rachel Talley

Hampton Inn Invitational

1999 Tiffany Woolley (MVP),
 Jennifer Cirigliano, Dana Gulick,
 Danica White, Rachel Talley

**Lady'Back Invitational**

1997 Tammy Kincaid

La.-Monroe Mardi Gras Classic

2001 Cortney Mitchell

Morning News Invitational

1999 Lolly Landgraf (MVP),
 Jennifer Cirigliano, Dana Gulick,
 Tammy Kincaid, Rachel Talley
 2000 Jennifer Bottoms (MVP),
 Brett Erickson, Kim Eiben,
 Danica White
 2001 Cortney Mitchell, Julie Young,
 Danica White

Metrodome Classic

2008 Jessica Bachkora, Kayla Johnson

Mustang Roundup

2005 Kallie Foglesong
 Mindy O'Malley

North Texas/Sleep Inn Classic

2010 Jessica Bachkora, Sandra Smith, Hope McLemore

NCAA All-Region Team

2000 Brett Erickson (2nd team)

NCAA Regional All-Tournament Team

2000 Brett Erickson, Tammy Kincaid
 2002 Julie Young

Northern Invitational**Softball Tourney**

1999 Rachel Talley

San Diego State Classic

1997 Gretchen Thompson,
 Tammy Kincaid

SEC Tournament

1999 Dana Gulick, Tammy Kincaid,
 Aly Sartini
 2000 Danica White,
 Jennifer Cirigliano
 2001 Danica White, Tiffany Woolley

Troy Cox Invitational

1999 Brett Erickson

Capitol One Academic All-District

2011 Becca Carden (2nd Team)

