

ARKANSAS

MEDIA GUIDE



2006 LADY'BACKS



2006 SCHEDULE

Date	Opponent
Feb. 10-12	Diamond Fun and Sun Classic
Feb. 17-19	Centenary College Classic
Feb. 24-26	LADY'BACK INVITATIONAL
March 3-5	COUNTRY INN & SUITES INVITATIONAL
March 11	at Georgia (DH)*
March 12	at Georgia*
March 16	OKLAHOMA CITY (DH)
March 18	MISSISSIPPI STATE (DH)*
March 19	MISSISSIPPI STATE*
March 21	at Mississippi (DH)*
March 22	at Mississippi *
March 25	at Florida (DH)*
March 26	at Florida*
March 29	Border War in Tulsa, OK
April 1	TENNESSEE (DH)*
April 2	TENNESSEE*
April 5	KANSAS (DH)
April 8	at South Carolina (DH)*
April 9	at South Carolina*
April 11	MISSOURI STATE (DH)
April 14	at Kentucky*
April 15	at Kentucky (DH)*
April 19	Louisiana-Monroe (DH) in Sherwood, AR
April 22	AUBURN (DH)*
April 23	AUBURN*
April 25	LOUISIANA STATE (DH)*
April 26	LOUISIANA STATE*
May 1	OKLAHOMA (DH)
May 5	ALABAMA (DH)*
May 6	ALABAMA*
May 11-14	SEC Tournament in Athens, GA

* Denotes Southeastern Conference games
All times are Central



SOFTBALL



Brandy Baze
Freshman IF **1**
Stillwater, OK



Jocelyne Moncrief
Freshman OF **2**
Goodlettsville, TN



Sarah Topham
Junior LHP **3**
Fort Worth, TX



Hillary Freeman
Freshman OF **4**
Olathe, KS



Carrie Egnor
Freshman IF **5**
Broken Arrow, OK



Meagan Harney
Junior OF **6**
Prairie Grove, AR



Samantha Buckner
Sophomore IF **7**
Mesquite, TX



Shana Easley
Senior C **8**
Loveland, CO



Cassy Long
Junior RHP **10**
Farmington, AR



Whitney Cloer
Freshman C **12**
Edmond, OK



Dayna Huckabee
Sophomore IF **15**
Texarkana, AR



Blaire Perry
Senior IF **16**
Vancouver, WA



Kayla Johnson
Freshman IF **20**
Bartlesville, OK



Kayce Odle
Junior RHP **21**
Kansas, OK



Mindy O'Malley
Senior OF **22**
Portland, OR



Sandra Smith
Freshman IF **23**
Tulsa, OK




Rachel LeMaster
Junior OF **32**
Derby, KS



Kallie Foglesong
Junior IF **35**
Raymore, MO



Katy Henry
Sophomore RHP **42**
Poteau, OK



Brandy Foust
Freshman OF **51**
Choctaw, OK



Barbara-Jean Southmayd
Senior IF **90**
Largo, FL



Jamie Pinkerton
Head Coach
Second Season


Pronunciation Guide

Shana Easley
Shana Easley
Carrie Egnor
Aly Sartini
Whitney Cloer

SHANE -a
Ease-LEE
EGG-ner
Sar-teen-EE
CLO-er



ARKANSAS SOFTBALL



A TRADITION SINCE 1997

Table of Contents

Media Information

II

Lady Razorbacks

VI

Coaching Staff

XXII

Season Perspective

XXVIII

Arkansas Records

XXXV

Opponents

XLVI

University of Arkansas

LI

(Clockwise from top left) On the Cover, senior Blaire Perry, Aly Sartini (1997-00), senior Mindy O'Malley, senior Shana Easley, Tammy Kincaid (1997-00), and senior Barbara-Jean Southmayd represent current and former Lady Razorbacks in celebration of the 10th Anniversary of Arkansas Softball.

Credits: This media guide was written, edited and designed by Tiffany Franklin, Graduate Assistant. Editing by Dr. Bill Smith, Jeri Thorpe, Phil Pierce, Rebecca Hancock and the softball coaching staff. Photography by David Yerby. The guide was printed at the RoArk Group in Rogers, Ark.



Women's Communications Office

The Women's Communications Office welcomes your interest in the Lady Razorback softball program. We will make every effort to make your coverage of the Lady'Backs enjoyable. Any additional information, interviews or photos may be requested from the Women's Communications Office, Room 102, in Barnhill Arena. Please note that all interviews with players and coaches must be arranged through the WCO. Phone interviews with out-of-town media are encouraged and can also be arranged. Coach Pinkerton and his staff are generally available in their offices weekdays between 9:00 a.m. and noon. All requests for information should be made to Tiffany Franklin in the WCO.

A Note about the WCO

The University of Arkansas has separate men's and women's athletics departments. As a result all support services are also separate. Please keep this in mind when requesting information on Lady Razorback teams, and be sure to contact the Women's Communications Office in Barnhill Arena.

On The Web

The official home page for the University of Arkansas Women's Athletics Department begins its tenth year of full-time operation in 2005-06. LADYBACKS.COM is a one-stop source for fans and media members. All WCO press releases and statistics are posted on the web site.

Credentials

Media credentials for Arkansas women's events may be obtained by contacting Tiffany Franklin in the WCO. Credentials may be picked up at 102 Barnhill Arena up to the day of the event or at media will call one hour prior to event time.

Press Services

Members of the media are supplied with weekly press releases including updated individual and team statistics and information on upcoming events. On event days, the WCO staff will distribute event programs, individual and team stats and any pre-event information. For fax service please contact Tiffany Franklin prior to event day.

Live Radio/Television

The University of Arkansas Women's Athletics Department retains all copyrights to its home events. All visiting radio stations must contact the WCO 48 hours prior to the game to make arrangements. Opponents may be subject to line charges as well as rights fees if reciprocal lines are not provided. The use of courtesy lines is at the discretion of the visiting SID. Requests for live or tape-delayed television rights should be made one week in advance, and in writing, to the WCO.

Facilities/Parking

Parking is limited on the campus of the University of Arkansas. Some parking in the "outfield" area of Lady'Back Yard is available. Fans and media parking during the week require parking permits.



Bill Smith
Assoc. AD-Communications
Northeast La., 1984
Basketball



Blair Cartwright
Director of New Media
Arkansas State, 1990



David Yerby
Photographer
Arkansas, 2004



Jeri Thorpe
Asst. Communications Director
Mankato State, 1991
Golf, Gymnastics, Volleyball,



Tiffany Franklin
Graduate Assistant
Oklahoma, 2003
Softball, Swimming and Diving



Phil Pierce
Asst. Communications Director
Baldwin-Wallace, 1996
Soccer, Track and Field, XC



Tyler Reis
Student Assistant
Tennis



2006 Arkansas Lady Razorback Softball

No.	Name	Pos.	Ht.	Yr.	B/T	Hometown/HS (Previous School)
1	Brandy Baze	IF	5-8	FR	R/R	Stillwater, OK/Stillwater
2	Jocelyne Moncrief	OF	5-6	FR	L/R	Goodlettsville, TN/Goodpasture Christian
3	Sarah Topham	P	5-6	JR	L/L	Fort Worth, TX/Trinity Valley
4	Hillary Freeman	OF	5-4	FR	R/R	Olathe, KS/Blue Valley
5	Carrie Egnor	IF	5-7	FR	R/R	Broken Arrow, OK/Broken Arrow
6	Meagan Harney	OF	5-5	JR	L/L	Prairie Grove, AR/Prairie Grove (Neosho County Community College)
7	Samantha Buckner	IF	6-0	SO	R/R	Mesquite, TX/Mesquite
8	Shana Easley	C	5-10	SR	R/R	Loveland, CO/Loveland
10	Cassy Long	P	5-3	JR	R/R	Farmington, AR/Farmington
12	Whitney Cloer	C	5-8	FR	R/R	Edmond, OK/Bishop McGuinness
15	Dayna Huckabee	IF	5-11	SO	R/R	Texarkana, AR/Arkansas
16	Blaire Perry	IF	5-2	SR	L/R	Vancouver, WA/Prairie
20	Kayla Johnson	IF	5-6	FR	R/R	Bartlesville, OK/Bartlesville
21	Kayce Odle	RHP	5-9	JR	R/R	Kansas, OK/Kansas (NEO A&M)
22	Mindy O'Malley	OF	5-1	SR	L/R	Portland, OR/Central Catholic
23	Sandra Smith	IF	5-7	FR	R/R	Tulsa, OK/Catoosa
32	Rachel LeMaster	OF	5-8	JR	L/R	Derby, KS/Derby
35	Kallie Foglesong	IF	5-9	JR	R/R	Raymore, MO/Raymore-Peculiar
42	Katy Henry	P	5-8	SO	R/R	Poteau, OK/Poteau
51	Brandy Foust	OF	5-6	FR	L/L	Choctaw, OK/Del City
90	Barbara-Jean Southmayd	IF/DP	5-4	SR	R/R	Largo, FL/Largo

Head Coach: Jamie Pinkerton (Tulsa, 1997)

Assistant Coaches: Tiffany Redding (Tulsa, 2000) and Aly Sartini (Arkansas, 2002)

2006 Lady Razorback Schedule

Date	Opponent	Time	Date	Opponent	Time
Feb. 10-12	at Diamond Fun and Sun Classic		March 11	at Georgia (DH)*	12:00 pm
	Feb. 10 Georgia	9:00 am	March 12	at Georgia*	12:00 pm
	Feb. 10 North Carolina	1:00 pm	March 16	OKLAHOMA CITY (DH)	4:00 pm
	Feb. 11 Iowa	11:00 pm	March 18	MISSISSIPPI STATE (DH)*	1:00 pm
	Feb. 11 Florida International	3:00 pm	March 19	MISSISSIPPI STATE*	1:00 pm
	Feb. 12 Championship play	TBA	March 21	at Mississippi (DH)*	5:00 pm
Feb. 17-19	at Centenary College Classic		March 22	at Mississippi *	5:00 pm
	Feb. 17 UAB	2:30 pm	March 25	at Florida (DH)*	12:00 pm
	Feb. 17 Centenary	7:00 pm	March 26	at Florida*	12:00 pm
	Feb. 18 Alcorn State		March 29	Border War at Tulsa	
	Feb. 18 Nicholls State	2:30 pm		Oklahoma State/Tulsa	3/5 pm
	Feb. 19 Championship play	TBA	April 1	TENNESSEE (DH)*	1:00 pm
Feb. 24-26	LADY'BACK INVITATIONAL		April 2	TENNESSEE*	1:00 pm
	Feb. 24 Drake vs Missouri State	9:00 am	April 5	KANSAS (DH)	4:00 pm
	Feb. 24 North Dakota State vs Missouri State	11:00 am	April 8	at South Carolina (DH)*	12:00 pm
	Feb. 24 Arkansas vs Drake	1:00 pm	April 9	at South Carolina*	12:00 pm
	Feb. 24 Arkansas vs Penn State	3:00 pm	April 11	MISSOURI STATE (DH)	4:00 pm
	Feb. 24 UMKC vs Penn State	5:00 pm	April 14	at Kentucky*	5:00 pm
	Feb. 25 UMKC vs North Dakota State	9:00 pm	April 15	at Kentucky (DH)*	12:00 pm
	Feb. 25 Penn State vs Drake	11:00 am	April 19	Louisiana-Monroe (DH) in Sherwood	5:30 pm
	Feb. 25 Arkansas vs North Dakota State	1:00 pm	April 22	AUBURN (DH)*	1:00 pm
	Feb. 25 Missouri State vs Penn State	3:00 pm	April 23	AUBURN*	1:00 pm
	Feb. 25 Drake vs UMKC	5:00 pm	April 25	LSU (DH)*	5:00 pm
	Feb. 26 Penn State vs North Dakota State	9:00 pm	April 26	LSU*	5:00 pm
	Feb. 26 Drake vs North Dakota State	11:00 pm	May 1	OKLAHOMA (DH)	4:00 pm
	Feb. 26 Missouri State vs UMKC	1:00 pm	May 5	ALABAMA (DH)*	5:00 pm
	Feb. 26 Arkansas vs UMKC	3:00 pm	May 6	ALABAMA*	1:00 pm
	Feb. 26 Arkansas vs Missouri State	5:00 pm	May 11-14	SEC Tournament-Athens, GA	All Day
March 3-5	COUNTRY INN & SUITES INVITATIONAL				
	March 3 Centenary vs Northwestern St. (DH)	9:30 am			
	March 3 Arkansas vs Jacksonville St. (DH)	2:00 pm			
	March 4 Centenary vs Jacksonville St. (DH)	9:30 pm			
	March 4 Arkansas vs Northwestern St. (DH)	2:00 pm			
	March 5 Jacksonville St. vs Northwestern St. (DH)	9:30 pm			
	March 5 Arkansas vs Centenary (DH)	2:00 pm			

* Denotes Southeastern Conference games



Lady'Back Yard

Lady'Back Yard is arguably one of the best playing surfaces in the country for collegiate women's softball and there is no mystery behind the field, and the team's, success: commitment.

The University of Arkansas added softball in 1996 with the first team taking the field in the spring of 1997. With the addition of the sport came the addition - actually renovation - of the field.

Renovation of the former George Cole Baseball Field, which was completely covered in AstroTurf, began in the fall of 1995 allowing the baseball team one final season of practice before moving to their new facility south of the University. Reconfiguration of the field included moving the fences and home plate, and removing the turf and replacing it with natural grass and a dirt infield.

Some of the significant changes involved in the renovation included shortening the existing 375-foot fences, making the distance from home plate to the backstop 30 feet, shortening the base paths from 90 to 60 feet and moving the mound from 60 feet 6 inches to 43 feet.

The Bermuda grass overseeded with rye stretches 200 feet down the line and 225 in center to a fully padded six-foot wall in the outfield. The crushed rock infield leads up to sunken dugouts and seating for 2,000 fans including chairback box seats.

A four-room press box overlooks the enclosed stands and features central heat and air, a media room, a radio booth, announcers' booth and athletic director's private box with a walk-out porch. In addition, direct phone lines to the dugouts and an intercom system designed to keep media apprised of line-up changes and substitutions have been installed. The two-sided media area also has a walk-out porch and elevated television platform.





The custom-designed 18 feet 6 inches by 36 feet Daktronics scoreboard features a fully animated Venus 2000 computer message center, illuminated panels and an All-Sport 2400 scoreboard console. A state-of-the-art audio system, which includes Click Effects sound effects system and CD music capabilities, adds to the fans' enjoyment.

Arkansas never has to postpone a game because of darkness. The lighting system is not only bright enough for play, but it is designed to meet the needs of broadcast television.

Fans can take advantage of a full-service concession stand and restroom facilities while watching the Lady Razorbacks warm up in separate bullpens and a roofed batting cage.

Located in the heart of campus, Lady'Back Yard has exclusive lighted parking immediately adjacent to the stadium for 200 cars as well as additional parking surrounding The Yard and its lot.

Lady'Back Yard has seen some minor improvements over the past few years. Arkansas added additional fencing along the bullpen areas and has changed the infield slightly.

There is a grass border in front of the dugouts and behind home plate. Future improvements include a complete renovation of the dugouts including lifting them up to field-level, installing additional restrooms, enclosing batting cages and upgrading stands.



Lady'Back Yard Records

Individual Home Game Records

AB	9	Aly Sartini	ALABAMA	3-21-99
	9	Brett Erickson	ALABAMA	3-21-99
Runs	3	Ashley Carter	Louisiana-Monroe	2-27-05*
Hits	4	Rachel LeMaster	Miss. Valley State	3-6-05*
RBI	4	Danica White	MISS. ST.	4-28-02*
2B	3	Candice Swan	Kansas	4-21-04
3B	1	Stephanie Hunter	#5 LSU	4-2-02*
HR	1	Julie Young	TENNESSEE	4-13-02*
BB	3	Ashley Carter	KENTUCKY	4-23-05*
HBP	2	Danica White	#5 LSU	4-3-02*
K	3	Cortney Mitchell	#5 LSU	4-3-02*
SH	3	Rachel LeMaster	TENNESSEE	4-3-04*
SB	3	Rachel LeMaster	KENTUCKY	4-24-05*

Pitching

IP	16.0	Tammy Kincaid	ALABAMA	3-21-99
H	17	Tammy Kincaid	ALABAMA	3-21-99*
R	7	Rachel Talley	#7 LSU	4-24-99
ER	5	Tammy Kincaid	KENTUCKY	4-24-98
BB	6	Rachel Talley	#2 Okla.	2-40-01
K	16	Heather Schlichtman	Marshall	4-9-04
BF	66	Tammy Kincaid	ALABAMA	3-21-99
WP	3	Rachel Talley	ALABAMA	3-21-99

Fielding

C	17	Aly Sartini	ALABAMA	3-21-99
	17	Danica Howlett	ALABAMA	3-21-99
PO	16	Shana Easley	Louisiana-Monroe	2-26-05*
A	8	Aly Sartini	ALABAMA	3-21-99
	8	Tiffany Woolley	ALABAMA	3-21-99
E	3	Rachel LeMaster	LSU	4-6-04*

Team Home Game Records

AB	71	ALABAMA	3-21-99
R	9	Centenary	3-6-99*
H	18	ALABAMA	3-21-99
RBI	8	#24 FLORIDA	3-25-00*
2B	5	#19 MISSISSIPPI STATE	4-1-00
3B	3	Centenary	3-7-99
HR	2	SOUTH CAROLINA	3-9-05*
BB	12	#24 FLORIDA	3-25-00
HBP	3	#5 LOUISIANA STATE	4-2-02*
K	15	ALABAMA	3-21-99
SF	2	KENTUCKY	4-24-05*
SH	5	ALABAMA	3-21-99
SB	6	KENTUCKY	4-23-05
CS	4	TENNESSEE	4-13-02
IBB	2	Oklahoma City	4-23-02*
KL	5	#19 MISSISSIPPI STATE	4-1-00

Pitching

IP	19.0	ALABAMA	3-21-99
H	24	ALABAMA	3-21-99
R	12	ALABAMA	3-21-99
ER	7	TENNESSEE	4-13-02
BB	9	#17 ALABAMA	3-16-02
K	16	Marshall	4-9-04
2B	4	#19 MISSISSIPPI STATE	4-1-00*
3B	2	#2 Oklahoma	2-20-01
HR	3	TENNESSEE	4-13-02
BF	86	ALABAMA	3-21-99
WP	4	ALABAMA	3-21-99
SF	1	(several times)	
SH	5	Oklahoma City	4-14-98
KL	5	ALABAMA	3-21-99
IBB	1	MISSISSIPPI STATE	4-28-02*

Fielding

C	86	ALABAMA	3-21-99
PO	56	ALABAMA	3-21-99
A	37	MISSISSIPPI	5-4-05
E	7	AUBURN	4-3-98
PB	2	#19 MISSISSIPPI STATE	3-31-00*

*Most recent occurrence of stat

Arkansas' top 10 single-game attendance marks:

#	Att.	Opponent	Date
1.	1,167	Kentucky	5-6-01
2.	835	Kentucky	4-30-00
3.	833	#2 Oklahoma	2-20-01
4.	821	Auburn	4-8-01
5.	773	#24 Florida	3-25-00
6.	701	Kentucky	4-26-03
7.	701	Tennessee	4-28-00
8.	638	Georgia	4-7-01
9.	636	Kentucky	5-5-01
10.	613	Georgia	4-7-01



Shana Easley
Senior
5-10 • Catcher • R/R
Loveland, CO/Loveland

8

VIII

As a junior (2005): For the second consecutive season, Shana Easley started every game for the Lady'Backs. Easley was behind the plate for all 62 games in 2005. A consistent figure for the offense, Easley recorded 23 RBIs, which was second best on the squad. Easley improved at the plate in 2005 with 43 hits including three home runs. In the series sweep of Kentucky, Easley paced the Lady'Backs with four RBIs and a home run.

As a sophomore (2004): Easley started all 58 games behind the plate for Arkansas in her second season. Easley led the team with a .994 fielding percentage with just three errors in 465 chances. She was a regular in the lineup acquiring 31 hits with four doubles and seven RBI. In the midst of a five-game hit streak, Easley was two-for-four in the 6-3 victory over No. 12 Tennessee. She was also two-for-two with a run, RBI and double as Arkansas took the SEC series with a win over Kentucky, 5-1.

As a freshman (2003): Easley was solid for the Lady Razorbacks behind the plate in her first year, starting 33 games as a catcher with 205 putouts and 22 assists for a .983 fielding percentage. Offensively, she had six hits including a double and home run. Against Minnesota, Easley went 3-for-3 with two RBIs and a run scored.

Prior to Arkansas: Easley was a two-time all-conference catcher and infielder as a junior and senior at Loveland High. Easley hit .549 as a senior in 17 games with 10 RBIs and 28 hits. The three-time team MVP, Easley led her team to a third-place finish in the state and a second-place AFA regional finish as a sophomore. Easley hit better than .400 in each of her high school and club seasons and had a single-season best of five hits in a game, three doubles and two triples.

Personal: Shana Millicent Easley was born Feb. 10, 1984, and is the daughter of John and Valerie Easley. Easley is majoring in marketing.



Season	AVG	GP-GS	AB	R	H	2B	3B	HR	RBI	TB	SLG%	BB	HBP	SO	GDP	OB%	SF	SH	SB-ATT	PO	A	E	FLD%
2005	.234	62-62	184	11	43	7	0	3	23	59	.321	4	1	44	1	.251	2	2	0-0	326	27	10	.972
2004	.197	58-58	157	5	31	4	0	0	7	35	.223	2	2	37	0	.217	0	6	0-0	419	43	3	.994
2003	.100	37-33	60	2	6	1	0	1	3	10	.167	2	1	20	0	.143	0	0	0-0	205	22	4	.983
Total	.177	157-153	401	18	80	12	0	4	33	104	.237	8	4	101	1	.204	2	8	0-0	950	92	17	.983



Mindy O'Malley
Senior
5-1 • OF • L/R
Portland, OR/Central Catholic

22

XXII

As a junior (2005): Mindy O'Malley started all 62 games for Arkansas in 2005. After recording 10 hits in the Kentucky series, O'Malley was named Southeastern Conference Player of the Week, an honor that had eluded a Lady Razorback since 2002. Offensively, O'Malley routinely hit in the leadoff position leading the Lady Razorbacks with 32 runs scored. Utilizing her speed, O'Malley recorded three triples while also finishing the season with 13-for-14 stolen bases. Against Missouri State, Oklahoma City and Kentucky, O'Malley logged three-hit games. While anchoring the outfield, O'Malley only committed one error often making diving catches in centerfield.

As a sophomore (2004): O'Malley started all 58 games for the Lady'Backs at second base and shortstop. At the plate, O'Malley batted leadoff for most of the season notching 30 hits with two doubles, scoring 12 runs and driving in seven. O'Malley had eight multi-hit games including a three-for-three performance in a 6-3 victory over No. 12 Tennessee. In the field, O'Malley led the team with 100 assists and 10 double plays.

As a freshman (2003): O'Malley split her time between the dirt and grass as a freshman. She played in a total of 54 games, starting 20 games at shortstop and 17 in centerfield. At the plate, O'Malley had nine hits in 70 at bats with a double. Using her speed, she stole eight bases in 11 attempts. In the second game of her career against Houston, O'Malley had three hits and scored two runs with a RBI in the 5-4 Lady'Back win.

Prior to Arkansas: As a Central Catholic Ram, O'Malley led CCHS to three league titles, a state title and a runner-up finish. O'Malley earned a pair of first-team and second-team all-league honors as an infielder. She hit .509 as a senior with a .774 slugging percentage and a .971 fielding percentage. She tallied 29 hits including one home run.

Personal: Born Feb. 23, 1984, Melinda Bethann O'Malley is the youngest of four children to Mike and Carolyn O'Malley. She has three older brothers, Michael, Matt and Marc, and is majoring in kinesiology.



Season	AVG	GP-GS	AB	R	H	2B	3B	HR	RBI	TB	SLG%	BB	HBP	SO	GDP	OB%	SF	SH	SB-ATT	PO	A	E	FLD%
2005	.268	62-62	198	32	53	7	3	0	11	66	.333	7	2	18	0	.298	1	9	13-14	87	11	1	.990
2004	.186	58-58	161	12	30	2	0	0	7	32	.199	3	4	17	0	.219	1	7	9-14	121	100	14	.940
2003	.129	53-37	70	11	9	1	0	0	2	10	.143	2	0	14	0	.153	0	3	8-11	48	36	10	.894
Total	.194	173-157	429	55	92	10	3	0	20	108	.225	12	6	49	0	.223	2	19	30-39	256	147	25	.941



Blaire Perry
Senior
5-2 • IF/RHP • L/R
Vancouver, WA/Prairie

16

XVI

As a senior (2005): Blaire Perry started the first eight games of the 2005 season for the Lady Razorbacks before an arm injury led to a medical redshirt. Perry returned to the Lady'Backs with a year of eligibility remaining.

As a junior (2004): Blaire Perry contributed to the Lady Razorbacks at third base, then in the pitching circle after breaking her hand March 20th against Florida. The co-captain started the first 25 games at the hot corner before the injury. At the plate, Perry hit .268 with 22 hits in 82 at-bats including 19 runs, four RBI, a double and two triples. Her 13 stolen bases tied her for the most on the team. Perry (1-2) started three games for Arkansas on the mound striking out 20 batters in 34.1 innings of action. Against Mississippi, April 14, Perry dominated the Rebels by throwing a one-hitter with four strikeouts in the eight-inning victory.

As a sophomore (2003): Perry was a regular in the lineup, starting 59 of the 60 games for Arkansas. She started 51 games at second and eight on the mound while batting second in the lineup for most of the year. Perry hit at a .286 clip with 46 hits, 21 runs scored and 15 sacrifice hits. Her ten stolen bases in 15 attempts led the team. Using her glove, she led the team with 115 assists and registered 112 putouts for a .950 fielding percentage. In the circle, her 3-3 record included 55.1 innings, 37 strikeouts and a 4.05 ERA.

As a freshman (2002): Perry stepped into the fire as a true freshman in the South-eastern Conference. The starting second baseman from the first pitch, Perry played shortstop the final three weeks of the season. Perry hit a Lady'Backs' season-best .310 in her first year with a running slap style that baffled many defenses. The speedy Perry swiped a team-best 20 bases as well as leading the team with 67 hits. Perry was injured in her final season of high school ball and did not pitch for Arkansas as a freshman.

Prior to Arkansas: As a pitcher for Prairie High in Vancouver, Wash., Perry tossed 423 innings in 46 games striking out 502 and posting a 0.63 earned run average. As a hitter, Perry batted .349 with 12 RBI and 44 hits her junior season helping the Falcons to a 20-5 record. The starting shortstop as a freshman, Perry earned all-league honorable mention. She moved to the mound her sophomore year, earning first-team all-league honors. The Falcons collected the state championship title Perry's junior year, as she became the school's first 20-game winner.

Personal: Born March 11, 1983, Blaire Elise Perry is the oldest of three children to Dale and Karen Woodward. Perry has a younger sister, Brooke, and a younger brother, Beau, and is majoring in elementary education. Perry married Caleb Perry, a former offensive lineman for the Razorback football team, Nov. 30, 2003.



Season	ERA	W-L	APP	GS-CG	SHO/CBO	SV	IP	H	R	ER	BB	SO	2B	3B	HR	AB	B/Avg	WP	HBP	BK	SFA	SHA
2004	2.45	1-2	11	3-1	0/1	0	34.1	27	15	12	17	20	7	0	0	146	.225	3	2	-	1	6
2003	4.05	3-3	14	8-5	1/1	0	55.1	62	37	32	23	37	15	1	4	256	.278	4	4	-	1	5
Total	3.25	4-5	25	11-6	1/2	0	89.2	89	52	44	40	57	22	1	4	402	.250	7	6	-	2	11

Season	AVG	GP-GS	AB	R	H	2B	3B	HR	RBI	TB	SLG%	BB	HBP	SO	GDP	OB%	SF	SH	SB-ATT	PO	A	E	FLD%
2005	.120	8-8	25	1	3	0	0	0	0	3	.120	0	0	4	0	.120	0	1	1-1	15	9	1	.960
2004	.268	55-33	82	19	22	1	2	0	4	27	.329	2	1	10	0	.291	1	3	13-16	25	53	6	.929
2003	.286	59-59	161	21	46	1	1	0	6	49	.304	3	0	14	0	.299	0	15	10-15	112	115	12	.949
2002	.310	68-68	216	25	67	0	0	0	8	67	.310	2	1	16	0	.320	0	25	20-27	124	114	13	.948
Total	.246	190-168	484	66	138	2	3	0	18	146	.266	7	2	44	0	.256	1	44	44-59	276	291	32	.947



Barbara-Jean Southmayd
 Senior
 5-4 • IF/DP • R/R
 Largo, FL/Largo

90

XC

As a junior (2005): Barbara-Jean Southmayd helped the Lady Razorbacks set the school record for home runs in a season with 18, while she led the team with four. Southmayd started 48 games in 2005 mostly as the designated player and at third base. Offensively, Southmayd totaled three RBIs versus Louisiana-Monroe, Feb. 26. Against Missouri-Kansas City, Feb. 26, and Mississippi Valley, March 6, Southmayd recorded two-hit games.

As a sophomore (2004): Southmayd started 47 games as the designated player or at first base. Southmayd had 14 hits including a home run and six RBI. In the field, Southmayd had a fielding percentage of .964 with 171 putouts and 15 assists in 193 chances.

As a freshman (2003): Southmayd stepped in right away to help Arkansas, starting the second game of the year on the way to a total of 32 starts and 51 games played in her first year. Southmayd became a regular at third base for the last half of the season finishing the season with a .202 batting average with 20 hits, four doubles and nine RBI. Hitting from the middle of the lineup, Southmayd had a three-hit game against Tennessee Tech and two hits against Kentucky. Defensively, she had a .941 fielding percentage with 62 assists and 18 putouts.

Prior to Arkansas: A four-year starter and letterwinner for the Largo Packers, in Largo, Fla., Southmayd became the second native of the Sunshine State to play for the Lady Razorbacks. Southmayd earned the 2002 Gatorade Scholar-Athlete Award after hitting .551 at Largo. As a junior, Southmayd hit .583 with 20 RBI, 28 hits and one home run. She was a first-team all-conference player in 2001 and 2002. She earned all-county honors and was an all-Pinellas County Athletic Conference selection. In addition to high school ball, Southmayd played for both the Clearwater Bullets and the Bombers, leading the Bombers to the ISA national title in 2001.

Personal: Born Dec. 19, 1983, Barbara-Jean Southmayd is the third of four children to Brian and Tedi Southmayd. She has an older sister, Allison, an older brother, Brian, and a younger sister, Emily, and is majoring in political science.



Season	AVG	GP-GS	AB	R	H	2B	3B	HR	RBI	TB	SLG%	BB	HBP	SO	GDP	OB%	SF	SH	SB-ATT	PO	A	E	FLD%
2005	.159	57-48	132	9	21	2	0	4	10	35	.265	16	2	39	0	.260	0	2	1-1	14	29	5	.896
2004	.109	55-47	129	1	14	0	0	1	6	17	.132	16	1	40	0	.212	0	1	2-2	171	15	7	.964
2003	.202	51-32	99	0	20	4	0	0	9	24	.242	12	1	30	0	.295	0	4	0-0	18	62	5	.941
Total	.157	163-127	360	10	55	6	0	5	25	76	.213	44	4	109	0	.256	0	4	3-3	203	106	17	.934



Kallie Foglesong

Junior

5-9 • IF • R/R

Raymore, MO/Raymore-Peculiar

35

XXXV

As a sophomore (2005): Kallie Foglesong was an offensive force for the Lady Razorbacks in 2005. Foglesong led the team in RBIs with 31 and doubles with 12. Foglesong's toughness was evident as she paced the team with 13 hit by pitches, which tied for second in the Southeastern Conference. She also recorded three home runs. Foglesong started all 62 games mostly at second base. At the plate, Foglesong had a season-high four RBIs against Mississippi Valley, March 6, and Stephen F. Austin, March 16.

As a freshman (2004): Foglesong was a mainstay in the Arkansas lineup in her first season. Foglesong started 55 games on the left side of the infield and showed the ability to hit the ball hard from the middle of the lineup. She had 31 hits in 152 at-bats including seven doubles, four home runs, 10 runs and 15 RBI. In the field, she was solid with 59 putouts, 96 assists and only five errors in 160 chances. Foglesong had six multi-hit games including a season-high four RBI against Mississippi Valley State.

Prior to Arkansas: Foglesong came to the Lady Razorbacks from Raymore, Mo., after four years with the Panthers. Former Lady'Back Julie Young's mother, Dwyla, coached her to four all-conference awards and the state tournament title. In addition, she was a three-time all-district selection and two-time all-region pick. A big bat, Foglesong hit .400 as a senior with 35 RBI, 39 hits and four home runs leading the Panthers to a 32-1 record in her final year. Foglesong played for the Kansas City Xtreme, a consistant presence at nationals since 1993.

Personal: Born Dec. 25, 1984, Kallie Noel Foglesong is the middle child of Linda and the late Rick Foglesong. She has an older brother, Aaron, and younger sister, Kayla. Fogle-song is majoring in journalism.



Season	AVG	GP-GS	AB	R	H	2B	3B	HR	RBI	TB	SLG%	BB	HBP	SO	GDP	OB%	SF	SH	SB-ATT	PO	A	E	FLD%
2005	.260	62-62	181	19	47	12	0	3	31	68	.376	5	13	33	0	.322	3	2	1-1	147	90	6	.975
2004	.204	57-55	152	10	31	7	0	4	15	50	.329	14	5	53	0	.291	1	5	1-2	59	96	5	.969
Total	.232	119-117	333	29	78	19	0	7	46	118	.353	19	18	86	0	.307	4	7	2-3	206	186	11	.972



Rachel LeMaster
Junior
5-8 • OF • L/R
Derby, KS/Derby

32

XXXII

As a sophomore (2005): Rachel LeMaster led the Arkansas offensive for the second consecutive year with a .363 batting average and 73 hits. As a slap hitter, LeMaster utilized her speed not only to get on base but to also advance around the base paths. LeMaster recorded a team-high 27 stolen bases in the 2005. LeMaster's batting average and stolen bases totals ranked second on the school record list for an individual season. With her solid performance, LeMaster was voted to the all-SEC second team. She is only the sixth player in school history to earn conference honors.

As a freshman (2004): LeMaster led the team on offense with a .298 batting average as a rookie. LeMaster utilized her speed while garnering a team-high 45 hits with two doubles. LeMaster put together a seven-game hitting streak with 10 multi-hit games for the Lady Razorbacks. LeMaster started 54 games at second base, shortstop, outfield and the designated player position. In an 8-4 win over Mississippi Valley State, LeMaster had a season-high three hits with two runs and a RBI. She also had two hits and scored the run to beat SEC opponent Ole Miss, 1-0, in Oxford.

Prior to Arkansas: LeMaster joined the Lady'Backs from Derby High School in Derby, Kan. LeMaster and the Panthers were two-time state qualifiers and won three regional crowns. LeMaster earned four all-league honors as the Panthers' starting shortstop. As a senior team captain, she hit .429 with a .660 slugging percentage. She hit .427 as a junior with a pair of home runs and 13 RBI in 22 games. A member of the Wichita Katz Gold since 1994, she was part of five USSSA and ASA championships while hitting at a .381 clip with a .476 slugging percentage.

Personal: Born April 13, 1985, Rachel Joy LeMaster is daughter of Gregg and Heather LeMaster. LeMaster has a younger brother, Grant. LeMaster is majoring in nursing.



Season	AVG	GP-GS	AB	R	H	2B	3B	HR	RBI	TB	SLG%	BB	HBP	SO	GDP	OB%	SF	SH	SB-ATT	PO	A	E	FLD%
2005	.363	62-62	201	30	73	2	3	0	12	81	.403	12	0	38	0	.399	0	1	27-31	56	9	4	.942
2004	.298	58-54	151	13	45	2	0	0	6	47	.311	8	0	42	0	.333	0	6	7-13	74	40	16	.877
Total	.331	120-116	352	43	118	4	3	0	18	128	.357	20	0	80	0	.366	0	7	34-44	130	49	20	.910



Cassy Long
Junior
5-3 • RHP • R/R
Farmington, AR/Farmington

10
X

As a sophomore (2005): Cassy Long made six appearances in the circle for the Lady'Backs in the 2005 season. Against Auburn, March 12, Long threw three and two-thirds innings. Long ranked third in the South-eastern Conference for hits allowed with 16. When Long wasn't pitching, she was a pinch runner.

As a freshman (2004): Long appeared in three games for Arkansas with one start against No. 4 LSU. In six and a third innings, Long struck out three and walked two batters.

Prior to Arkansas: Long joins the Lady Razorbacks from nearby Arkansas softball powerhouse Farmington, and had two appearances in Lady'Back Yard, the host for the Arkansas State Championship games. Farmington played in the Class AAA conference finals facing two-time defending champion Prairie Grove, a game they won 2-0. A four-year starter and letter winner, Long is a three-time all-state and all-region selection. She earned all-region MVP honors as a junior and was an all-state MVP as a freshman. The right-handed pitcher holds school records for wins, strikeouts, earned run average and shutouts for the Cardinals. Long lead Farmington to three state tournament runner-up finishes, four regional titles and three conference crowns. Long was also active in basketball.

Personal: Born Dec. 4, 1984, Cassy Danielle Long is one of three children to Danny and Karla Long. She has a twin sister, Stacy, and a younger brother, Wesley.



Season	ERA	W-L	APP	GS-CG	SHO/CBO	SV	IP	H	R	ER	BB	SO	2B	3B	HR	AB	B/Avg	WP	HBP	BK	SFA	SHA	
2005	5.56	0-1	6	1-0	0/0	0	11.1	16	10	9	3	2	2	0	1	48	.333	0	0	1	0	0	
2004	8.84	0-0	3	0-0	0/0	0	6.1	16	10	8	2	3	3	0	0	38	.471	0	1	-	1	0	
Total	7.20	0-1	9	1-0	0/0	0	17.2	32	20	17	5	5	5	0	1	86	.402	0	1	1	1	0	
Season	AVG	GP-GS	AB	R	H	2B	3B	HR	RBI	TB	SLG%	BB	HBP	SO	GDP	OB%	SF	SH	SB-ATT	PO	A	E	FLD%
2005	.000	6-1	1	1	0	0	0	0	0	0	.000	0	0	0	0	.000	0	0	0-0	0	0	0	.000
2004	.000	14-1	0	0	0	0	0	0	0	0	.000	0	0	0	0	.000	0	0	0-0	0	0	0	.000
Total	.000	20-2	1	1	0	0	0	0	0	0	.000	0	0	0	0	.000	0	0	0-0	0	0	0	.000



Sarah Topham
Junior
5-6 • LHP • L/L
Fort Worth, TX/Trinity Valley

3

III

As a sophomore (2005): Despite a shoulder injury, Sarah Topham led the Lady Razorbacks with a 2.56 ERA. The left-hander started 12 games and won four while making 21 appearances. Against Nevada, Feb. 4, in the Mustang Roundup, Topham earned her first win of the season in a complete game while recording nine strikeouts. In addition to pitching duties, Topham was a pinch hitter. Offensively, Topham tallied 10 hits and five RBIs in 2005.

As a freshman (2004): Topham started 24 games for Arkansas in her first season as a pitcher, outfielder and designated player. In 19 starts on the mound, she struck out 62 in 92 innings pitched. She picked up her first career win over Texas-El Paso throwing a complete-game one-hitter.

Prior to Arkansas: Topham joined Arkansas from Trinity Valley High School in Fort Worth, Texas, where she was a four-time team MVP. Topham led her team to the state championship as a senior. In addition, she had two perfect games, ten no-hitters and 18 shutouts as a senior. Topham posted a pair of perfect games as a junior with 254 strikeouts and a 0.58 earned run average. She collected 1,233 strikeouts as a prep and had 275 strikeouts with her summer ball team, No Limit. She holds the records for strikeouts, innings pitched and ERA at Trinity Valley.

Personal: Born July 4, 1985, Sarah Elaine Topham is the younger of two children to Roy and Laurie Topham. She has an older sister, Amy, and is majoring in finance and economics.



Season	ERA	W-L	APP	GS-CG	SHO/CBO	SV	IP	H	R	ER	BB	SO	2B	3B	HR	AB	B/Avg	WP	HBP	BK	SFA	SHA	
2005	2.56	4-8	21	12-2	0/2	3	71.0	76	38	26	27	51	13	3	6	288	.264	1	1	0	0	6	
2004	3.96	2-12	24	19-6	1/1	0	92.0	101	70	52	54	62	14	4	2	438	.285	15	9	-	4	16	
Total	3.26	8-20	45	31-8	1/3	4	163.0	177	108	78	81	113	27	7	8	726	.275	16	10	0	4	22	
Season	AVG	GP-GS	AB	R	H	2B	3B	HR	RBI	TB	SLG%	BB	HBP	SO	GDP	OB%	SF	SH	SB-ATT	PO	A	E	FLD%
2005	.217	32-15	46	1	10	0	0	0	5	10	.217	8	1	13	1	.339	1	1	0-0	1	6	3	.700
2004	.028	33-26	36	0	1	0	0	0	0	1	.028	5	0	10	0	.146	0	0	0-0	9	29	3	.927
Total	.123	65-41	82	1	11	0	0	0	5	1	.123	13	1	23	1	.243	1	1	0-0	10	35	6	.814



Samantha Buckner
Sophomore
6-0 • IF • R/R
Mesquite, TX/Mesquite

7
VII

As a freshman (2005): Samantha Buckner started 53 games for the Lady Razorbacks as a first baseman. At the plate, Buckner recorded 33 hits with 14 RBIs in her first season at Arkansas. Buckner best performances of the season came against Louisiana-Monroe, Feb. 27, as she finished with three RBIs and three hits against Missouri State, April 13. In the second tournament of the season, Buckner hit her first career home run, Feb. 13, against New Mexico State.

Prior to Arkansas: Buckner joined the Lady'Backs as a catcher and first baseman after a decorated career with the Skeeters. Buckner was a three-time all-district selection. As a junior, Buckner helped lead Mesquite to the regional quarterfinals championship. With the Texas Elite team, Buckner won the USSSA and NSA World Series Championship as a freshman and sophomore. Buckner played for the United States in the Junior Olympics in Reggio Emilia, Italy, in 2001 that won the gold medal. Buckner also played basketball, golf and volleyball for the Skeeters.

Personal: Samantha Michelle Buckner is the younger daughter of Robert and Lovell Buckner and was born July 2, 1986. She has an older sister, Amanda. Buckner is undecided in her major.



Season	AVG	GP-GS	AB	R	H	2B	3B	HR	RBI	TB	SLG%	BB	HBP	SO	GDP	OB%	SF	SH	SB-ATT	PO	A	E	FLD%
2005	.221	60-53	149	11	33	7	0	2	14	46	.309	9	0	38	0	.266	0	1	1-1	288	26	5	.984
Total	.221	60-53	149	11	33	7	0	2	14	46	.309	9	0	38	0	.266	0	1	1-1	288	26	5	.984



Katy Henry
Sophomore
5-8 • RHP • R/R
Poteau, OK/Poteau

42

XLII

As a freshman (2005): In her first season as a Lady Razorback, Katy Henry made quite an impact in the circle. Henry led the team in most pitching categories including 124 strikeouts and seven wins. Against Louisiana-Monroe, Feb. 26, Henry recorded 15 strikeouts, a mark that ranks second in the school record books. Henry started 24 games with 11 complete games while making 40 appearances. In nearly 150 innings, Henry held teams such as No. 16 Florida and No. 13 Georgia to two and one-run games respectively. Of the 13 one-run games that the Lady'Backs lost in 2005, Henry took five of the losses.

Prior to Arkansas: Henry joined the Lady'Backs as a right-handed pitcher after a successful campaign with the Pirates. Henry finished her career with 100 wins and 1,185 strikeouts. As a senior, Henry had a 35-4 record, 0.36 ERA and 382 strikeouts. Henry broke six school records in her career, including strikeouts, ERA and career wins. Henry led the Pirates to a District Championship in her senior season. Henry was active in student council and the Poteau Mentor Program while she was a four-year member of the Superintendent's Honor Roll.

Personal: Katy Ann Henry was born Oct. 28, 1985, to Barry and the late Terri Henry. Henry's father, Barry, competed in track and field at Eastern Oklahoma State College. Henry is undecided in her major.



Season	ERA	W-L	APP	GS-CG	SHO/CBO	SV	IP	H	R	ER	BB	SO	2B	3B	HR	AB	B/Avg	WP	HBP	BK	SFA	SHA	
2005	3.74	7-17	40	24-11	0/1	1	149.2	169	94	80	38	124	27	2	18	583	.290	2	7	0	6	20	
Total	3.74	7-17	40	24-11	0/1	1	149.2	169	94	80	38	124	27	2	18	583	.290	2	7	0	6	20	
Season	AVG	GP-GS	AB	R	H	2B	3B	HR	RBI	TB	SLG%	BB	HBP	SO	GDP	OB%	SF	SH	SB-ATT	PO	A	E	FLD%
2005	.000	1-1	0	0	0	0	0	0	0	0	.000	0	0	0	0	.000	0	0	0-0	8	26	1	.971
Total	.000	1-1	0	0	0	0	0	0	0	0	.000	0	0	0	0	.000	0	0	0-0	8	26	1	.971



Dayna Huckabee
Sophomore
5-11 • IF • R/R
Texarkana, AR/Arkansas

15

XV

As a freshman (2005): Dayna Huckabee started 58 games for the Lady Razorbacks mostly at shortstop. Offensively, Huckabee tallied 32 hits and 17 RBIs while she recorded the second-highest number of doubles with eight. Against Centenary, March 23, Huckabee become only the second Lady'Back in school history to hit two home runs in a game. Huckabee had a three-hit game against Kansas, April 26, and a three-RBI performance versus Kentucky, April 23.

Prior to Arkansas: After being named the 2004 Gatorade Arkansas High School Softball Player of the Year, Huckabee joined the Lady'Backs as a utility player. As a senior, Huckabee was named to the all-state team after leading the Lady Razorbacks to the state semifinals. In her junior season, Huckabee led the Arkansas High School Lady Razorbacks to the Class 5A Arkansas State Championship and threw a perfect game in the opening round. Huckabee was also a two-time all-state volleyball selection and basketball letterwinner.

Personal: Dayna Michelle Huckabee was born Nov. 23, 1985, to Jerry and Vicki Huckabee. Huckabee has an older brother, Matthew. Huckabee's father, Jerry, played baseball at Carl Albert Junior College and South-eastern Okla-homa State University. Huckabee is majoring in kinesiology.



Season	AVG	GP-GS	AB	R	H	2B	3B	HR	RBI	TB	SLG%	BB	HBP	SO	GDP	OB%	SF	SH	SB-ATT	PO	A	E	FLD%
2005	.211	60-58	152	16	32	8	1	3	17	51	.336	12	2	55	0	.277	0	4	2-2	101	84	14	.930
Total	.211	60-58	152	16	32	8	1	3	17	51	.336	12	2	55	0	.277	0	4	2-2	101	84	14	.930



Meagan Harney
Junior
5-5 • OF • L/L
Prairie Grove, AR/Prairie Grove
(Neosho County
Community College)

6

VI



Kayce Odle
Junior
5-9 • RHP • R/R
Kansas, OK/Kansas (NEO A&M)

21

XXI

Prior to Arkansas: After guiding the Neosho County Community College Panthers to two successful seasons, Meagan Harney returned to northwest Arkansas as an outfielder for the Lady Razorbacks. While at Neosho, Harney earned NJCAA All-Region honors in 2004 and 2005. As a freshman, Harney led the team to a fifth-place finish at the NJCAA Championship. In high school, Harney and the Tigers were three-time state champions in class 3A, with Harney recording a double to win the game as a junior.

Personal: Meagan Nicole Harney was born June 6, 1985 to Michael and Robin Harney. She has an older brother, Joshua. Harney is majoring in child psychology.

Prior to Arkansas: Kayce Odle joined the Lady Razorbacks after a two-time NJCAA All-America third team campaign at Northeastern Oklahoma A&M College. As a Norseman, Odle recorded 53 wins and 430 strikeouts with an ERA of 0.82. Odle also earned NJCAA region II player of the year honors in 2004 and 2005. At Kansas High School, Odle was named to the Oklahoma all-state team in softball and basketball. Odle owns the school records for most strikeouts with 961 and lowest ERA at 0.23.

Personal: Kayce Leigh Odle was born Sept. 18, 1984 to Steve and Anita Odle. She has two brothers, Seth and Ryan, and a sister, Kayla. Odle is majoring in nursing.





Brandy Baze
Freshman
5-8 • IF • R/R
Stillwater, OK/Stillwater



Whitney Cloer
Freshman
5-8 • C • R/R
Edmond, OK/Bishop McGuinness

1
I

12
XII

Prior to Arkansas: At Stillwater High School, Brandy Baze led the Pioneers to two state semifinals appearances. As a senior, Baze was an all-district selection despite an arm injury. While a member of the Oklahoma City Jitterbugs, Baze led the club team to a seventh-place finish at nationals.

Personal: Born Aug. 12, 1987, Brandy Michelle Baze is the daughter of Kurt and Donita Baze, former Central Oklahoma athletes. She has a younger sister, Kirsty. Baze is majoring in education.

Prior to Arkansas: Whitney Cloer joined the Lady Razorbacks as an Oklahoma all-state catcher. Cloer was also a little all-city selection as a senior. In her sophomore season, Cloer led the Fighting Irish to its first state tournament appearance in school history. Cloer was a member of the Oklahoma Jitterbugs club team. She was also a Jim Thorpe Oklahoman Scholar Athlete recipient.

Personal: Whitney Cloer was born June 21, 1987 to Ray Cloer and Sandy Nedbalek. Cloer has an older brother, Ryan. She is majoring in kinesiology.





Carrie Egnor
Freshman
5-7 • IF • R/R
Broken Arrow, OK/Broken Arrow

5
V



Brandy Foust
Freshman
5-6 • OF • L/L
Choctaw, OK/Del City

51
LI

Prior to Arkansas: As a senior, Carrie Egnor was an Oklahoma all-state selection from Broken Arrow High School. She ended her career with a .408 batting average and 119 RBIs. Egnor led Tulsa Union to the state championship game in her junior season. As a member of the Oklahoma Mavericks club team, Egnor paced the squad to the United States Fast-pitch Association National Championship.

Personal: Carrie Kathleen Egnor was born Feb. 25, 1986 to Jeff and Debbie Egnor. She has two sisters, Jenny and Amy. Egnor is majoring in nursing.

Prior to Arkansas: Brandy Foust earned all-state honors as a senior before joining the Lady Razorbacks as an outfielder. She recorded a .402 batting average in her final season with the Del City Eagles. In 2004, Foust led the Oklahoma Jammers club team to a seventh-place finish at the ASA 16 and under National Tournament. As a junior, Foust guided the Eagles to the Mid-State Conference title.

Personal: Brandy Rhea Foust was born May 11, 1987 to Steve and Kathy Foust. She has two brother, Cody and Rhino, and a sister Casie. Her brother Cody is a wrestler at the University of Nebraska. Foust is majoring in biology.





Hillary Freeman
Freshman
5-4 • OF • R/R
Olathe, KS/Blue Valley

4

IV



Kayla Johnson
Freshman
5-6 • IF • R/R
Bartlesville, OK/Bartlesville

20

XX

Prior to Arkansas: Hillary Freeman named to the Eastern Kansas League honorable mention team as a senior and sophomore before joining the Lady Razorbacks as an outfielder. She was also a team captain for the Blue Valley Tigers in her final season. In 2005, Freeman was a member of the Kansas City Lasers club team that qualified for the USSSA 18 and under World Series Championship. Freeman and the Tigers were two-time regional runner-ups.

Personal: Born Jan. 30, 1987, Hillary Anne Freeman is the only daughter of Drew and Diane Freeman. She has two brothers, Seth and Alex. Freeman is undecided in her major.

Prior to Arkansas: As an Oklahoma all-state infielder, Kayla Johnson guided the Bartlesville Bruins to back-to-back Class 6A state tournament appearances as a junior and a senior. Johnson recorded a .557 batting average in her final season. In 2004, Johnson earned most valuable honors at the AFA National Tournament as a member of the Tulsa Eagles club team. In her junior season, Johnson and the Eagles won the 18 and under AFA National Championship.

Personal: Kayla Marie Johnson was born Jan. 10, 1987 to Brad and Ginger Johnson. She has a younger brother, Clint. Johnson is undecided in her major.





Jocelyne Moncrief
Freshman
5-6 • OF • L/R
Goodlettsville, TN/ Goodpasture Christian

2

II



Sandra Smith
Freshman
5-7 • IF • R/R
Tulsa, OK/Catoosa

23

XXIII

Prior to Arkansas: Two-time Class A state champion, Jocelyne Moncrief joined the Lady Razorbacks as an outfielder after a successful career with the Goodpasture Christian Cougars. As a sophomore, Moncrief hit over .600 in the state tournament. Moncrief was also a member of the Nashville Nighthawks club team that was a five-time ASA national qualifier.

Personal: Born May 29, 1987, Jocelyne Ann Moncrief is the only daughter of Tom and Holly Moncrief. She has an older brother, Thomas and her father, played baseball at Middle Tennessee State University. Moncrief is majoring in pre-pharmacy.

Prior to Arkansas: In her senior season, Sandra Smith was an all-state selection before joining the Lady Razorbacks. Smith also led the Catoosa Indians to a district and Metro-Lakes conference championship as a senior. Smith has the Catoosa school records for career batting average with .344 and home runs with six. She has also played with the Oklahoma Illusion and Oklahoma Elite club team. In 2001, Smith paced the Elite to fifth place at the AFA Nationals.

Personal: Born June 28, 1987, Sandra Michelle Smith is the only daughter of Roger Smith and Sebrina Lee. She has three younger brothers, Michael, Trenton and Brian. Smith is majoring in kinesiology.





Jamie Pinkerton
Head Softball Coach
Second Season

After his first season as the University of Arkansas softball head coach, Jamie Pinkerton may not remember the season record, but the 2005 Lady Razorbacks recorded many significant accomplishments.

The Arkansas offense improved in Pinkerton's inaugural season when the Lady'Backs set a school record for home runs in a season with 19. The team batting average also increased .048 points.

The Lady'Backs made history, on April 23, 2005, with their first-ever run-rule of a Southeastern Conference opponent when Arkansas defeated Kentucky, 10-2, in six innings. Arkansas completed the three-game sweep with a 10-2 win in five innings on April 24, 2005, to give the Lady'Backs their first SEC sweep in three years.

The 2005 season also brought Arkansas its first all-SEC team selection since 2001 as Rachel LeMaster was voted to the second team.

In the classroom, the Lady'Backs earned their first academic honor when they ranked 40th in the National Fast-pitch Coaches Association All-Academic Team Division I category. Arkansas recorded a 3.166 team grade point average in the 2005 spring semester, which ranked fourth in the conference.

Pinkerton said he was pleased that the team achieved success in the classroom and hopes to continue the Lady'Back tradition with the bats and books.

"On the academic front, I am real pleased with our team as a whole," he said. "Since I arrived here, it has been a focal point of our staff to make improvements on our team GPA. We are really proud of that and look forward to maintaining that excellence."

When Pinkerton accepted the head coaching position with Arkansas, he returned to his roots. Pinkerton is a Fort Smith, Ark., native, who was the Tulsa Golden Hurricane head coach from 2001-04.

In his four years at TU, Pinkerton was a two-time Western Athletic Conference Coach of the Year at the school where he began his collegiate career as an assistant coach.

"I feel like I'm leaving home, but I'm coming home," he said. "I grew up as a Razorback fan, and it's special to be named head coach at the University."

In addition to returning home, the challenge of the SEC was a major attraction for Pinkerton.

Coaching Highlights

2002 and 2004 Western Athletic Coach of the Year

On the Field

- I All-SEC Second Team selection
- VI All-WAC First Team selections
- VII All-WAC Second Team selections
- I All-Midwest Region First Team selection
- IV All-Midwest Region Second Team selections

In the Classroom

- I CoSIDA Academic All-American
- IV CoSIDA All-Academic District VI selections
- XVIII NFCA Academic All-Americans
- XXI WAC All-Academic selections
- VII SEC All-Academic selections

"It's the chance to coach in one of the top softball conferences in the nation," he said. "I'm looking forward to getting the program going in the right direction and to being in the NCAAAs."

In his four years at Tulsa, Pinkerton turned the Hurricane into a winning program, including three straight 30-win seasons with two 40-win seasons. In 2004, Pinkerton guided Tulsa to a 45-18 finish and a WAC runner-up finish along with his second conference coach of the year award.

That same year, Pinkerton's squad posted its highest batting average of .281 with 79 doubles, 41 home runs and 151 walks. Defensively, the pitching staff tied its lowest ERA since 2002 with



1.35 ERA, giving up only 109 runs, 62 walks and striking out 316 batters.

The only coach in Tulsa history to post an overall winning record, Pinkerton finished with 140 wins and 105 losses and holds the program's record for the most wins in school history. Pinkerton also guided the Golden Hurricane to its first-ever national ranking at No. 25 in the USA TODAY/NFCA Poll in 2004.

At TU, Pinkerton coached one College Sports Information Directors of America Academic All-American, four CoSIDA All-Academic District VI, 12 NFCA Academic All-Americans and 21 WAC All-Academic selections.

In his second season at Tulsa, Pinkerton made school history when he directed the 2002 team to its first winning season finishing 48-16. The 48-game win season followed a 13-42 finish in Pinkerton's inaugural season. The 35-game improvement marked the second-best softball turnaround in NCAA history.



The 2002 squad also broke 62 school records. The Golden Hurricane transformation gave Pinkerton his first WAC Coach of the Year honor.

Pinkerton's crews became spoilers, defeating national contenders like Fresno State and Oklahoma.

His teams not only excelled on the field, but also in the classroom. His teams were among the nation's best in academics, with consistent grade point averages over 3.0.

Prior to becoming head coach at Tulsa, Pinkerton was an assistant coach at the University of Virginia from 1998-2000. While with the Cavaliers, Pinkerton's teams posted two runner-up finishes to Florida State in the Atlantic Coast Conference Tournament in 1999 and 2000.

Pinkerton's other coaching duties include graduate assistant coach at the University of Louisiana-Monroe in 1997-98, where he completed hours towards a master's degree.

In his first stint at the University of Tulsa, Pinkerton was an assistant coach in 1994-97 when the Hurricane won a total of 51 games. Pinkerton helped lead the Claremore-Sequoyah High School team to the 1994 state Class AA runner-up finish. As head coach of the Oklahoma Mustangs (ASA) in 1988-1994, Pinkerton coordinated recruiting, coaching, fundraising and traveling.

Pinkerton was born in Fort Smith, Ark., and grew up in Broken Arrow, Okla. Pinkerton graduated from Tulsa in 1997 with a bachelor's degree in history and a minor in secondary education. Pinkerton and his wife, Dori, have two children, a daughter, Sarah, and a son, Dane. The Pinkertons reside in Fayetteville.




Photo courtesy of Stone Ridge Photographers

Pinkerton Coaching Records

2005	19-43	Arkansas
2004	45-18	Tulsa
2003	34-29	Tulsa
2002	48-16	Tulsa
2001	13-42	Tulsa



Tiffany Redding
Assistant Coach
Second Season

After her first season as a Lady Razorbacks assistant coach, Tiffany Redding continues her hard work on and off the field.

As the recruitment coordinator, Redding spearheaded the campaign that garnered the Lady'Backs 10 newcomers to the 2006 squad. In the staff's second recruiting class, Redding assisted with the signing of seven high school seniors in November 2005.

On the field, Redding is the first base coach while working with the infielders. In addition to the recruiting efforts, she directs the team's camps and clinics. Redding managed the staff's first summer camp and winter clinic, which over 200 participants were in attendance.



Prior to Arkansas, Redding was an assistant with Pinkerton from 2002-2004 at Tulsa, where she was also a four-year letterwinner at shortstop from 1997-2000.

After graduating from TU, Redding was a graduate assistant at the University of Virginia, where she earned her master's degree in kinesiology with an emphasis in sports psychology. At Virginia, Redding coached the Cavaliers defense that finished 52-17 and set the school record for most wins in a season in 2001. During the 2002 season, Redding was the mental training coach for the team.

Redding graduated in 2000 with a bachelor's degree in psychology and a minor in sociology. While at Tulsa, Redding ranked as TU's all-time leader in walks, assists, chances, runs, hits and at-bats. In 1998 and 1999, she was named Tulsa's defensive player of the year. Redding is one of four players in Tulsa history to have more than 100 putouts and 100 assists in two consecutive seasons.

Redding's academic standing was also recognized as she named to the National Fastpitch Coaches Association Academic All-American Team in 1999 and the Western Athletic Conference All-Academic team in 1999 and 2000.

An Oklahoma native, Redding graduated with honors from Charles Page High School in Sand Springs, Okla. She is a member of the NFCA.





Aly Sartini
Assistant Coach
Second Season

After her first season as a Lady Razorback assistant coach, former infielder Aly Sartini remains a vital component to the Arkansas team. Sartini has many different roles in the program including overseeing pitching, outfield, scouting, academics and assisting with administrative responsibilities.

In 2005, Sartini was in charge of a pitching staff with three newcomers including Katy Henry, who led the team in strikeouts and innings pitched. Sartini saw Henry enter the Arkansas record book with a 15-strikeout performance against Louisiana-Monroe on Feb. 26, 2005 a mark that tied for second most strikeouts in a game.

Before returning to Arkansas, Sartini was an assistant coach at Birmingham-Southern College in Birmingham, Ala., for three seasons.

At BSC, Sartini served as first base coach and worked with pitchers, catchers and slappers. In addition to her coaching duties, Sartini was academic coordinator, travel planner, camp director and manager of the Diamond Backers booster club for the BSC softball team.

In her four seasons as a Lady'Back, Sartini helped lead Arkansas to three Southeastern Conference tournament appearances and a NCAA Regional berth.

A member of the inaugural Lady'Back softball team, Sartini was named to the SEC All-Tournament team in 1999. Sartini played second, shortstop and third for the Lady'Backs, and is third on the all-time list for assists. Sartini still ranks at the top of the record book for RBI, doubles, walks and at-bats in a game.

The Galt, Calif., native's coaching résumé also includes two seasons as an Arkansas student assistant where she was director of summer camps, infield and hitting instructor and academic coordinator for the Lady'Backs. Sartini also worked with the California Grapettes Fast Pitch Organization and numerous summer softball clinics and camps.

In 2002, Sartini graduated with a bachelor's degree in agriculture, food and life science with an emphasis in education, communication and technology. She is a member of the National Fastpitch Coaches Association and UA Alumni Association.





Ashley Carter
Manager
First Season



Kelsey Legore
Athletic Trainer
First Season

As a three-year letterwinner with the Lady Razorbacks, Ashley Carter stayed with the team in 2006 as manager. In her new position off the field, Carter oversees the day-to-day operations.

In her three seasons as a Lady'Back, Carter was a valuable member of the infield. In her senior season, Carter recorded the second-highest batting average on the team with a .291 mark. Before transferring to Arkansas, Carter attended Gordon College in Barnesville, Ga., in 2001-02 and earned player of the year honors.

Carter graduated with a degree in kinesiology K-12 in May 2004 and currently is pursuing her master's degree in sports management.

As the middle child of Doug and Faye, Carter has an older brother, Chris, and a younger sister, Pam.

Kelsey Legore joined the Lady Razorbacks as a graduate assistant athletic trainer in the fall of 2005, primarily working with the softball team.

Legore earned her bachelor's degree in athletic training in May 2005 from the University of North Dakota.

While at North Dakota, Legore worked with several teams including softball, women's basketball, football, women's ice hockey and indoor and outdoor track and field.

Currently, Legore is pursuing her master's degree in community health.

Legore is the daughter of Judy and the late Chuck Legore. She has a younger brother, Andrew.



Crissy Strimple
Director of Softball Operations
Second Season

Crissy Strimple begins her second year with the Lady Razorbacks as the director of softball operations with the Arkansas softball team. In 2005, she was the team manager before moving to her current position where her duties include travel, equipment, field maintenance and general management of the office. While at Arkansas, Strimple is pursuing her master's degree in sports management.

Strimple is a 2004 University of Tulsa graduate with an exercise and sports science degree. Strimple was an infielder at Tulsa and Northeastern Oklahoma A&M.

With the Golden Hurricane, Strimple led the team in home runs with eight as a junior and was the team offensive player of the year in both her junior and senior seasons. Strimple became the first freshman in NEO history named to first team NJCAA All-America Region II honors.

Strimple is the daughter of Mark and Connie Strimple and she has two brothers, Matt and Mike, and a sister, Carrie.



Honors and Awards

All Southeastern Conference

1997 Augrista Belford (2nd team)
Jennifer Cirigliano (2nd team)
Tammy Kincaid (2nd team)
1999 Brett Erickson (2nd team)
2000 Brett Erickson (2nd team)
Tammy Kincaid (2nd team)
2001 Heather Schlichtman (2nd team)
2005 Rachel LeMaster (2nd team)

SEC Pitcher of the Week

1997 Tammy Kincaid
1998 Tammy Kincaid
1999 Tammy Kincaid (week 11 and 14)
2000 Tammy Kincaid (week 2)
2001 Heather Schlichtman (week 4)
Rachel Talley (week 7)
2002 Heather Schlichtman (week 7)
2004 Heather Schlichtman (week 3)

SEC Player of the Week

1997 Jennifer Cirigliano
2000 Erin Stokey (week 11)
2002 Cortney Mitchell (week 4)
2005 Mindy O'Malley (week 12)

SEC Coach of the Year

1999 Carie Dever-Boaz

SEC Academic Honor Roll

1997 Crystal Richardson
1998 Robin Alpe,
Jennifer Cirigliano, Amber Meza,
Crystal Richardson, Katy Skaife
1999 Jennifer Bottoms, Jennifer
Cirigliano, Dana Gulick, Lolly
Landgraf, Christy Ralph, Katy
Skaife, Sheri Wahrmond
2000 Jennifer Bottoms,
Jennifer Cirigliano, Katy Skaife,
Tiffany Woolley, Sheri Wahrmond
2001 Jennifer Bottoms, Kim Eiben,
Tiffany Woolley, Julie Young
2002 Jennifer Bottoms, Nicole
Deeter, Kim Eiben, Kelli Nims,
Tiffany Woolley, Julie Young
2003 Blaire Perry, Ashley Carter,
Barbara Jean Southmayd,
Shana Easley, Mindy O'Malley

2004 Ashley Carter, Nicole Deeter,
Shana Easley, Kallie Foglesong,
Melissa Johnson, Rachel LeMaster,
Valana Lyons, Mindy O'Malley,
Blair Perry, Heather Schlichtman,
Sarah Topham
2005 Zenobia Davison,
Shana Easley, Kallie Foglesong,
Katy Henry, Dayna Huckabee,
Rachel LeMaster, Valanna Lyons,
Mindy O'Malley, Blaire Perry,
Heather Rankin, Sarah Topham

NFCA Academic All-America Scholar-Athlete

2005 Katy Henry, Dayna Huckabee,
Rachel LeMaster, Valanna Lyons,
Heather Rankin, Sarah Topham

Verizon Academic All-District

2001 Tiffany Woolley (1st team)
2002 Tiffany Woolley (1st team)

Verizon Academic All-American

2001 Tiffany Woolley (1st team)
2002 Tiffany Woolley (2nd team)

SEC H. Boyd McWhorter Scholar-Athlete

2002 Tiffany Woolley

Arkansas Salute To Excellence Winner

2002-03 Tiffany Woolley

All-Tournament Teams

Golden Panther Invitational (FIU)
2000 Dana Gulick (MVP)
Jennifer Bottoms, Danica White
2001 Heather Schlichtman,
Rachel Talley

Hampton Inn Invitational

1999 Tiffany Woolley (MVP),
Jennifer Cirigliano, Dana Gulick,
Danica White, Rachel Talley

Lady'Back Invitational

1997 Tammy Kincaid

La.-Monroe Mardi Gras Classic

2001 Cortney Mitchell

Morning News Invitational

1999 Lolly Landgraf (MVP),
Jennifer Cirigliano, Dana Gulick,
Tammy Kincaid, Rachel Talley
2000 Jennifer Bottoms (MVP),
Brett Erickson, Kim Eiben,
Danica White
2001 Cortney Mitchell, Julie Young,
Danica White

Mustang Roundup

2005 Kallie Foglesong
Mindy O'Malley

NCAA All-Region Team

2000 Brett Erickson (2nd team)

NCAA Regional All-Tournament Team

2000 Brett Erickson, Tammy Kincaid
2002 Julie Young

Northern Invitational Softball Tourney

1999 Rachel Talley

San Diego State Classic

1997 Gretchen Thompson,
Tammy Kincaid

SEC Tournament

1999 Dana Gulick, Tammy Kincaid,
Aly Sartini
2000 Danica White,
Jennifer Cirigliano
2001 Danica White, Tiffany Woolley

Troy Cox Invitational

1999 Brett Erickson



Season Outlook

The 2006 edition of Lady Razorback softball mixes the new and the old. Arkansas welcomes 10 newcomers along with the 11 returnees. The Lady'Backs should have more depth than in the last year, which head coach Jamie Pinkerton said allows for many different combinations.

"I look for us to be much improved over last year. With the depth of this team, an injury to a key player, like the one that occurred to Blaire Perry, will not cause us to make wholesale changes like we had to a year ago."

Pinkerton said he understands the transition for the eight freshmen and two junior college transfers could take time.

"With 10 newcomers, we will have growing pains early; however, I feel that will only make us a better team when Southeastern Conference play begins. The team has had an extremely productive fall and the work ethic that they have displayed should pay dividends for us."

Pitchers

In the circle, sophomore Katy Henry leads the Lady'Back pitching staff. Juniors Kayce Odle and Sarah Topham along with senior Blaire Perry complete the rotation. Pinkerton said he believes that Henry was better than her first season record illustrates.

"I feel she has grown and matured a lot in the past year. A coach never wants to have to throw a player in the fire, especially a freshman, but we had no other choice but to do

that when Sarah Topham and Valanna Lyons went down with injuries at various times last season."

Odle, who is the newest member of the staff, brings understanding to the mound as a two-time NJCAA all-American at



Northeastern A&M. Pinkerton said he likes the competitiveness she displayed during her two years of softball at junior college.

"If her performance in the fall is any indication, she will bring experience, leadership and mental toughness to the pitching staff. I think once she makes the complete transition to the Division I game, I feel she is going to be a very good addition for us."

Perry returns to the Lady'Backs for her fifth and final season after an injury eight games into the 2005 season forced her to miss the rest of the year. Perry, who can also play infield or outfield, has earned a spot in the rotation. Pinkerton said Perry's addition to the pitching staff should help the younger hurlers.

"I believe once she is able to get back in the mental state of mind that a pitcher needs, she is going to help us be very successful. It is going to take time for Blaire since she has not pitched a lot of innings in the past few seasons."

Junior southpaw Sarah Topham rounds out the staff this year after overcoming a shortened 2005 season. Pinkerton said he expects Topham to be a vital piece of the puzzle. The Lady'Backs will be without junior Cassy Long after she torn an ACL in the fall.

"Sarah Topham returns after an injury-plagued sophomore campaign. However, once she does get back into the rotation, I feel she will be instrumental in making us a much improved team. If she can return to the form she was early last year, she will be a force on this pitching staff."

Catchers

Senior catcher Shana Easley will finally be able to rest this season with the addition of freshman Whitney Cloer. Easley has played in every game during her career at Arkansas and has started every game since 2003. Sophomore Samantha Buckner and freshman Carrie Egnor have supporting roles behind the plate.

"Shana Easley brings experience and stability to the pitching staff and team. Shana has caught nearly every game in her career."

Cloer is Easley's backup and should get a considerable amount of playing time. Pinkerton said he expects Cloer to be in the lineup because she is such a well-rounded athlete.

"Cloer is a player that can bring a lot to the table offensively. She has power and the ability to hit in the middle of the line-up and she runs very well. Defensively, she is very sound in the fundamentals, and once she gets acclimated to the college game, I expect here to be a major contributor to the team."

Infielders

Pinkerton said he is thrilled with the infielders this season. Junior Kallie Foglesong moves from second base to first base. Sophomore Dayna Huckabee is also a possibility at first base along with Buckner. If needed, freshman Brandy Baze could also play first.

"This might be a position where we have the most depth and offensively could be very productive for us. Kallie will be sound defensively and will provide a lot of offensive production for us. She has been one of the leading hitters at Arkansas from the moment she stepped on campus," he said.

"Huckabee is one of the most versatile defensive athletes we have. Last year she was pressed into service at shortstop and performed admirably. One of the reasons that I would like to take a look at her at one of the corners is her quickness, which will be an asset in bunt coverage. Her height at 5' 11" and wing span are strong reasons that we are taking a long look at her to play first base," Pinkerton said. "Buckner handled the job after the injury to Blaire Perry and got stronger as the year progressed. Buckner is the prototypical first baseman. She is tall at 6'0" and offensively is a long-ball threat."

Freshman Kayla Johnson should start at second base despite an injury that hampered her playing time in the fall.



Baze will see some time at second base. Foglesong, Huckabee and Perry could all see action at second base. Pinkerton said he was happy with Johnson's fall performances.

"In her few appearances in the fall, she looked solid defensively and has the range and arm strength to make plays up the middle. I feel that she will provide power to the lineup offensively as she proved that with a game-winning home run this fall."

After Johnson's playing time was limited in the fall, the coaching staff had an opportunity to take a look at Baze, who is a versatile infielder.

"With the injury to Johnson, we were able to take a long look at Baze at second and she has improved a great deal. Offensively, she has made a marked improvement from the beginning of the fall season, and if she does not start is going to be one of those players that we need to come off the bench. Teams need players like Baze to be able to compete. She could be our diamond in the rough."

Freshman Sandra Smith appeared to be the front runner for shortstop until an injury and off-season surgery changed that plan. Sophomore Dayna Huckabee is the returning shortstop and will be again at least until Smith is ready. Kayla Johnson and Blaire Perry could also see time at shortstop.

"Smith is a solid defensive player with soft hands and a quick release. She has an uncanny knack for knowing where the ball is going to be and has the athletic ability to get in position to make a play. Offensively, I know in time that she is going to be a force in the SEC," Pinkerton said. "Huckabee did a good job last season and is a team player that is willing to do what the team needs to win."

At third base, senior Barbara-Jean Southmayd and Carrie Egnor share the duties at the corner. Pinkerton said Egnor and Southmayd add defensive and power to the lineup.

"Offensively, Egnor is a line-drive hitter that can occasionally drive a ball out of the park. I see Egnor improving and being a good player and contributor to the Lady'Backs this season," he said. "BJ provides experience and power to the hot corner. She has the power offensively that you look for in a person that plays third base. She is solid defensively and has shown leadership to the many freshmen in the infield."

Outfielders

Pinkerton said he likes the outfield unit, which is led by returning all-SEC second-team-member Rachel LeMaster.

"Defensively, I have no worries with this core. They are all athletic and possess speed and above-average arm strength. LeMaster led the team in hitting last season and the encouraging part is she has improved and gotten stronger in the off-season. Rachel has adapted to the outfield and has refined her skills to the point that she is one of the best in the SEC."

"Mindy O'Malley defensively is one of the best I have ever coached. She reads the ball extremely well off the bat and has that ability to beat a fly ball to the spot. I look for her to continue to improve at the plate and she probably will return to the lead-off spot because she is a very patient hitter," he said.

Senior Blaire Perry will see time in the outfield when she is not pitching. Pinkerton said Perry is an extremely selfless player by agreeing to move to the grass to help the team.

"She has adapted to it well and her speed is going to be an asset to the team in left. Offensively, Perry has the ability to put pressure on the defense. She reads defenses well and has such bat control that she is able to do several things to help the team manufacture runs."

Freshman Jocelyne Moncrief will play left field when Perry is pitching and provides depth as she can play all three outfield positions.

"Offensively, she brings speed to the lineup and can create problems for the defense with her ability to do several things at the plate. Defensively, her speed will be an asset to the team."

Junior transfer Meagan Harney will see a lot of playing time in different capacities. Harney spent two seasons at Neo-sho County Community College, a program that has been to the Junior College World Series, and brings a wealth of experience to the Lady'Back program.

"Offensively, she is a left-handed power hitter that can be inserted in the lineup as a starting outfielder, designated player or pinch hitter off the bench. I also feel that her junior college experience will help this team."

Freshmen Brandy Foust and Hillary Freeman are well-rounded outfielders, Pinkerton said.

"She (Foust) is a left-handed line-drive hitter that can be used as an outfielder, designated player and pinch hitter," he said. "Defensively, she (Freeman) is fundamentally sound. Offensively, she handles the bat well and has good speed."

Schedule

The Lady'Backs have 21 home dates this season with two tournaments. Arkansas opens the season in Miami, Fla., in the Diamond Fun and Sun Classic, Feb. 10-12. The squad's home opener is Feb. 24 in the Lady'Back Invitational. On March 3-5, the Lady'Backs host the Country Inn and Suites Invitational. At home, Arkansas meets two Southeastern Conference opponents, Alabama and Tennessee, who were in last year's Women's College World Series. The Lady'Backs also host NCAA post-season teams such as Penn State, Mississippi State, Auburn and Oklahoma.



2005 Overall Statistics

Record: 19-43 Home: 11-17 Away: 4-21 Neutral: 4-5 SEC: 4-25

Player	AVG	GP-GS	AB	R	H	2B	3B	HR	RBI	TB	SLG%	BB	HBP	SO	GDP	OB%	SF	SH	SB-ATT	PO	A	E	FLD%
Rachel LeMaster	.363	62-62	201	30	73	2	3	0	12	81	.403	12	0	38	0	.399	0	1	27-31	56	9	4	.942
Ashley Carter	.291	61-59	165	20	48	7	1	3	19	66	.400	9	11	23	0	.364	2	2	4-6	90	93	10	.948
Mindy O'Malley	.268	62-62	198	32	53	7	3	0	11	66	.333	7	2	18	0	.298	1	9	13-14	87	11	1	.990
Kallie Foglesong	.260	62-62	181	19	47	12	0	3	31	68	.376	5	13	33	0	.322	3	2	1-1	147	90	6	.975
Shana Easley	.234	62-62	184	11	43	7	0	3	23	59	.321	4	1	44	1	.251	2	2	0-0	326	27	10	.972
Samantha Buckner	.221	60-53	149	11	33	7	0	2	14	46	.309	9	0	38	0	.266	0	1	1-1	288	26	5	.984
Sarah Topham	.217	32-15	46	1	10	0	0	0	5	10	.217	8	1	13	1	.339	1	1	0-0	1	6	3	.700
Dayna Huckabee	.211	60-58	152	16	32	8	1	3	17	51	.336	12	2	55	0	.277	0	4	2-2	101	84	14	.930
BJ Southmayd	.159	57-48	132	9	21	2	0	4	10	35	.265	16	2	39	0	.260	0	2	1-1	14	29	5	.896
Zenobia Davison	.130	62-55	123	12	16	1	1	1	5	22	.179	4	0	52	0	.157	0	2	8-9	52	2	7	.885
Blaire Perry	.120	8-8	25	1	3	0	0	0	0	3	.120	0	0	4	0	.120	0	1	1-1	15	9	1	.960
Lindsay Perry	.067	27-7	15	2	1	0	0	0	0	1	.067	0	0	8	0	.067	0	1	0-2	4	0	0	1.000
Heather Rankin	.045	36-11	22	9	1	0	0	0	1	1	.045	1	1	12	0	.120	1	1	2-2	11	0	2	.846
Valanna Lyons	.000	2-0	2	0	0	0	0	0	0	0	.000	0	0	2	0	.000	0	0	0-0	2	30	2	.941
Cassy Long	.000	6-1	1	1	0	0	0	0	0	0	.000	0	0	0	0	.000	0	0	0-0	0	0	0	.000
Katy Henry	.000	1-1	0	0	0	0	0	0	0	0	.000	0	0	0	0	.000	0	0	0-0	8	26	1	.971
Kelly Ninemire	.000	0-0	0	0	0	0	0	0	0	0	.000	0	0	0	0	.000	0	0	0-0	1	6	1	.875
Linzee Roby	.000	1-0	0	1	0	0	0	0	0	0	.000	0	0	0	0	.000	0	0	0-0	0	4	0	1.000
Totals	.239	62-62	1596	175	381	53	9	19	148	509	.319	87	33	379	2	.290	10	29	60-70	1203	452	72	.958
Opponents	.302	62-62	1611	269	486	82	7	36	238	690	.428	152	13	306	3	.363	15	55	73-86	1226	489	90	.950

LOB - Team (354), Opp (375). DPs turned - Team (13), Opp (21). CI - Team (1), S. Easley 1. IBB - Team (1), R. LeMaster 1, Opp (4). Picked off - M. O'Malley 2.

Pitching Statistics

Player	ERA	W-L	APP	GS-CG	SHO/CBO	SV	IP	H	R	ER	BB	SO	2B	3B	HR	AB	B/Avg	WP	HBP	BK	SFA	SHA
Sarah Topham	2.56	4-8	21	12-2	0/2	3	71.0	76	38	26	27	51	13	3	6	288	.264	1	1	0	0	6
Katy Henry	3.74	7-17	40	24-11	0/1	1	149.2	169	94	80	38	124	27	2	18	583	.290	2	7	0	6	20
Valanna Lyons	3.88	7-15	24	22-7	1/1	0	108.1	137	76	60	51	80	24	0	3	439	.312	8	4	0	3	20
Kelly Ninemire	5.07	1-0	22	0-0	0/0	1	40.0	58	33	29	22	31	7	2	4	169	.343	1	1	1	3	7
Cassy Long	5.56	0-1	6	1-0	0/0	0	11.1	16	10	9	3	2	2	0	1	48	.333	0	0	1	0	0
Linzee Roby	6.10	0-2	9	3-0	0/0	0	20.2	30	18	18	11	18	9	0	4	84	.357	2	0	0	3	2
Totals	3.88	19-43	62	62-20	3/2	5	401.0	486	269	222	152	306	82	7	36	1611	.302	14	13	2	15	55
Opponents	1.97	43-19	62	62-27	19/7	4	408.2	381	175	115	87	379	53	9	19	1596	.239	19	33	0	10	29

PB - Team (6), S. Easley 6, Opp (13). Pickoffs - Team (0), Opp (2). SBA/ATT - S. Easley (73-86), K. Henry (23-27), V. Lyons (23-26), S. Topham (12-13), K. Ninemire (10-12), C. Long (3-4), L. Roby (2-4).

Fielding Statistics

Player	C	PO	A	E	FLD%	DPs	SBA	CSB	SBA%	PB	CI
Linzee Roby	4	0	4	0	1.000	0	2	2	.500	0	0
Lindsay Perry	4	4	0	0	1.000	0	0	0	-	0	0
Mindy O'Malley	99	87	11	1	.990	3	0	0	-	0	0
Samantha Buckner	319	288	26	5	.984	8	0	0	-	0	0
Kallie Foglesong	243	147	90	6	.975	7	0	0	-	0	0
Shana Easley	363	326	27	10	.972	0	73	13	.849	6	1
Katy Henry	35	8	26	1	.971	0	23	4	.852	0	0
Blaire Perry	25	15	9	1	.960	0	0	0	-	0	0
Ashley Carter	193	90	93	10	.948	3	0	0	-	0	0
Rachel LeMaster	69	56	9	4	.942	0	0	0	-	0	0
Valanna Lyons	34	2	30	2	.941	1	23	3	.885	0	0
Dayna Huckabee	199	101	84	14	.930	6	0	0	-	0	0
BJ Southmayd	48	14	29	5	.896	1	0	0	-	0	0
Zenobia Davison	61	52	2	7	.885	0	0	0	-	0	0
Kelly Ninemire	8	1	6	1	.875	0	10	2	.833	0	0
Heather Rankin	13	11	0	2	.846	0	0	0	-	0	0
Sarah Topham	10	1	6	3	.700	0	12	1	.923	0	0
Cassy Long	0	0	0	0	.000	0	3	1	.750	0	0
Totals	1727	1203	452	72	.958	13	73	13	.849	6	1
Opponents	1805	1226	489	90	.950	21	60	10	.857	13	0



2005 Results

Date	Opposing team	Score	r-h-e/r-h-e	Inns	Overall	SEC	Pitcher of record	Attend	Time
! Feb 04, 2005	vs Sacramento State	0-4, L	0-2-2/4-5-1	7	0-1-0	0-0-0	V. Lyons (L 0-1)	75	1:50
! Feb 04, 2005	vs Nevada	W, 3-1	3-6-1/1-5-1	7	1-1-0	0-0-0	S. Topham (W 1-0)	100	2:05
! Feb 05, 2005	vs Colorado State	W, 2-1	2-6-0/1-6-1	7	2-1-0	0-0-0	V. Lyons (W 1-1)	185	2:00
! Feb 05, 2005	at Cal Poly	0-8, L	0-2-3/8-13-1	6	2-2-0	0-0-0	K. Henry (L 0-1)	225	2:10
! Feb 06, 2005	vs Colorado State	4-6, L	4-7-0/6-11-1	7	2-3-0	0-0-0	V. Lyons (L 1-2)	174	2:30
\$ Feb 11, 2005	vs Texas-Arlington	W, 5-4	5-8-4/4-6-3	7	3-3-0	0-0-0	V. Lyons (W 2-2)	50	3:30
\$ Feb 11, 2005	vs Kansas	1-5, L	1-3-1/5-11-0	7	3-4-0	0-0-0	S. Topham (L 1-1)	50	1:50
\$ Feb 13, 2005	vs Purdue	W, 7-6	7-13-0/6-10-4	7	4-4-0	0-0-0	V. Lyons (W 3-2)	100	2:35
\$ Feb 13, 2005	vs New Mexico State	3-8, L	3-10-2/8-8-1	7	4-5-0	0-0-0	S. Topham (L 1-2)	150	2:10
% Feb 18, 2005	vs Texas-Arlington	0-3, L	0-9-0/3-7-1	7	4-6-0	0-0-0	V. Lyons (L 3-3)	75	2:00
% Feb 18, 2005	at Texas A&M-CC	0-2, L	0-2-0/2-6-1	7	4-7-0	0-0-0	K. Henry (L 0-2)	75	1:30
% Feb 20, 2005	vs Sam Houston State	0-1, L	0-6-2/1-7-0	7	4-8-0	0-0-0	V. Lyons (L 3-4)	75	2:10
& Feb 26, 2005	UMKC	W, 7-1	7-13-1/1-6-1	7	5-8-0	0-0-0	V. Lyons (W 4-4)	289	2:30
& Feb 26, 2005	LOUISIANA-MONROE	W, 6-1	6-7-1/1-5-2	7	6-8-0	0-0-0	K. Henry (W 1-2)	158	2:10
& Feb 27, 2005	LOUISIANA-MONROE	W, 8-0	8-5-2/0-3-6	5	7-8-0	0-0-0	V. Lyons (W 5-4)	109	2:00
Mar 02, 2005	at #12 Oklahoma	0-12, L	0-1-0/12-12-0	5	7-9-0	0-0-0	V. Lyons (L 5-5)	0	1:40
Mar 02, 2005	at #12 Oklahoma	0-8, L	0-4-1/8-10-0	6	7-10-0	0-0-0	K. Henry (L 1-3)	507	2:10
+ Mar 05, 2005	MISS. VALLEY STATE	W, 8-2	8-10-0/2-8-3	7	8-10-0	0-0-0	K. Henry (W 2-3)	189	1:55
+ Mar 05, 2005	NORTHWESTERN STATE	2-5, L	2-5-4/5-7-1	7	8-11-0	0-0-0	V. Lyons (L 5-6)	172	1:55
+ Mar 06, 2005	NORTHWESTERN STATE	W, 2-1	2-5-0/1-5-2	7	9-11-0	0-0-0	K. Henry (W 3-3)	259	2:10
+ Mar 06, 2005	MISS. VALLEY STATE	W, 9-1	9-13-0/1-4-4	6	10-11-0	0-0-0	V. Lyons (W 6-6)	207	1:45
* Mar 08, 2005	SOUTH CAROLINA	0-3, L	0-5-0/3-6-1	7	10-12-0	0-1-0	K. Henry (L 3-4)	88	2:17
* Mar 08, 2005	SOUTH CAROLINA	1-6, L	1-4-2/6-8-0	7	10-13-0	0-2-0	V. Lyons (L 6-7)	79	1:45
* Mar 09, 2005	SOUTH CAROLINA	3-5, L	3-3-3/5-11-3	7	10-14-0	0-3-0	V. Lyons (L 6-8)	51	2:15
* Mar 12, 2005	at Auburn	0-4, L	0-2-1/4-4-0	7	10-15-0	0-4-0	L. Roby (L 0-1)	267	1:44
* Mar 12, 2005	at Auburn	1-10, L	1-4-0/10-12-0	6	10-16-0	0-5-0	V. Lyons (L 6-9)	203	1:52
* Mar 13, 2005	at Auburn	2-10, L	2-2-2/10-11-2	5	10-17-0	0-6-0	V. Lyons (L 6-10)	211	1:45
Mar 16, 2005	STEPHEN F. AUSTIN	5-9, L	5-8-1/9-9-4	7	10-18-0	0-6-0	K. Henry (L 3-5)	92	2:40
Mar 16, 2005	STEPHEN F. AUSTIN	6-7, L	6-10-1/7-11-3	7	10-19-0	0-6-0	L. Roby (L 0-2)	93	2:45
* Mar 19, 2005	#16 FLORIDA	1-2, L	1-6-2/2-4-2	(8)	10-20-0	0-7-0	K. Henry (L 3-6)	277	1:56
* Mar 19, 2005	#16 FLORIDA	0-9, L	0-2-2/9-14-1	7	10-21-0	0-8-0	C. Long (L 0-1)	298	2:20
* Mar 20, 2005	#16 FLORIDA	0-8, L	0-5-1/8-16-0	5	10-22-0	0-9-0	K. Henry (L 3-7)	275	1:42
Mar 23, 2005	at Centenary	W, 3-1	3-6-0/1-9-1	7	11-22-0	0-9-0	K. Henry (W 4-7)	87	2:10
Mar 23, 2005	at Centenary	W, 6-5	6-10-0/5-10-2	7	12-22-0	0-9-0	K. Ninemire (W 1-0)	72	2:50
* Mar 25, 2005	#13 GEORGIA	0-1, L	0-3-0/1-5-0	7	12-23-0	0-10-0	K. Henry (L 4-8)	198	1:50
* Mar 25, 2005	#13 GEORGIA	0-10, L	0-1-0/10-13-1	5	12-24-0	0-11-0	V. Lyons (L 6-11)	202	1:40
* Mar 26, 2005	#13 GEORGIA	4-10, L	4-9-0/10-17-2	7	12-25-0	0-12-0	K. Henry (L 4-9)	105	2:30
^ Mar 29, 2005	OKLAHOMA STATE	3-4, L	3-2-1/4-7-3	7	12-26-0	0-12-0	V. Lyons (L 6-12)	0	2:04
^ Mar 29, 2005	TULSA	W, 7-2	7-10-0/2-6-2	7	13-26-0	0-12-0	K. Henry (W 5-9)	168	1:54
* Apr 03, 2005	at #4 Tennessee	0-6, L	0-2-1/6-8-1	7	13-27-0	0-13-0	K. Henry (L 5-10)	0	1:38
* Apr 03, 2005	at #4 Tennessee	1-2, L	1-6-1/2-6-0	7	13-28-0	0-14-0	V. Lyons (L 6-13)	281	1:37
* Apr 06, 2005	at LSU	W, 5-3	5-5-1/3-5-1	7	14-28-0	1-14-0	K. Henry (W 6-10)	0	2:20
* Apr 06, 2005	at LSU	3-8, L	3-9-3/8-9-3	7	14-29-0	1-15-0	V. Lyons (L 6-14)	639	2:20
* Apr 07, 2005	at LSU	4-6, L	4-6-1/6-7-1	7	14-30-0	1-16-0	S. Topham (L 1-3)	511	2:07
Apr 13, 2005	at Missouri State	3-5, L	3-11-0/5-5-2	7	14-31-0	1-16-0	K. Henry (L 6-11)	119	1:47
Apr 13, 2005	at Missouri State	W, 4-0	4-11-0/0-6-1	7	15-31-0	1-16-0	V. Lyons (W 7-14)	88	2:23
* Apr 16, 2005	at Mississippi State	4-5, L	4-8-1/5-9-0	7	15-32-0	1-17-0	V. Lyons (L 7-15)	0	2:12
* Apr 16, 2005	at Mississippi State	0-1, L	0-7-2/1-4-3	7	15-33-0	1-18-0	S. Topham (L 1-4)	352	1:54
* Apr 17, 2005	at Mississippi State	1-2, L	1-6-1/2-7-0	7	15-34-0	1-19-0	S. Topham (L 1-5)	368	1:41
Apr 19, 2005	OKLAHOMA CITY	0-1, L	0-4-1/1-6-1	7	15-35-0	1-19-0	K. Henry (L 6-12)	92	1:42
Apr 19, 2005	OKLAHOMA CITY	W, 7-4	7-9-5/4-6-3	7	16-35-0	1-19-0	S. Topham (W 2-5)	87	2:02
* Apr 23, 2005	KENTUCKY	W, 10-2	10-13-1/2-5-1	6	17-35-0	2-19-0	K. Henry (W 7-12)	0	2:01
* Apr 23, 2005	KENTUCKY	W, 4-0	4-4-2/0-3-2	7	18-35-0	3-19-0	S. Topham (W 3-5)	322	1:52
* Apr 24, 2005	KENTUCKY	W, 10-2	10-9-1/2-4-3	5	19-35-0	4-19-0	S. Topham (W 4-5)	272	2:01
Apr 26, 2005	at Kansas	2-7, L	2-8-1/7-13-1	7	19-36-0	4-19-0	K. Henry (L 7-13)	101	1:51
Apr 26, 2005	at Kansas	5-6, L	5-9-1/6-11-1	7	19-37-0	4-19-0	S. Topham (L 4-6)	89	1:50
* May 03, 2005	MISSISSIPPI	1-2, L	1-6-0/2-7-0	7	19-38-0	4-20-0	K. Henry (L 7-14)	124	1:52
* May 03, 2005	MISSISSIPPI	1-4, L	1-3-2/4-9-1	7	19-39-0	4-21-0	S. Topham (L 4-7)	137	1:52
* May 04, 2005	MISSISSIPPI	0-1, L	0-4-1/1-6-2	(9)	19-40-0	4-22-0	K. Henry (L 7-15)	101	2:00
* May 06, 2005	at #9 Alabama	0-4, L	0-3-1/4-6-1	7	19-41-0	4-23-0	K. Henry (L 7-16)	746	1:31
* May 07, 2005	at #9 Alabama	0-4, L	0-5-2/4-7-1	7	19-42-0	4-24-0	K. Henry (L 7-17)	0	1:39
* May 07, 2005	at #9 Alabama	1-8, L	1-4-3/8-9-0	7	19-43-0	4-25-0	S. Topham (L 4-8)	942	1:54

* = Conference game

! = Mustang Roundup - San Luis Obispo, CA

\$ = Las Cruces Hilton Classic - Las Cruces, NM

% = Islander Invitational - Corpus Christi, TX

() extra inning game

& = Lady'Back Invitational - Fayetteville, AR

+ = Arkansas Invitational - Fayetteville, AR

^ = Border War - Fayetteville



Season Review

While the 2005 season may not be remembered for its overall record, the Lady'Backs will be remembered for their many firsts. Arkansas set the record for team home runs in a single season with 19. The Lady'Backs also tallied their first-ever run-rule of a Southeastern Conference opponent and the first SEC sweep since 2002. And in the classroom, the team earned its first academic honor in school history.

The Arkansas offense improved in head coach Jamie Pinkerton's first season as the Lady'Backs broke the home run record by three. The team batting average increased .048 points along with significant improvement in the other offensive categories. Rachel LeMaster led the team as she had a .363 batting average with 73 hits and 27 stolen bases. After a solid season, LeMaster was voted to the All-SEC second team, the first for Arkansas since 2001.

The Lady'Backs also celebrated its first run-rule of an SEC rival on April 23, 2005, when the team defeated Kentucky, 10-2 in six innings, in the first game of the series in Fayetteville. Arkansas went on to beat the Wildcats, 4-0, and 10-2 in five innings to record its first sweep since 2002.

In the classroom, the Lady'Backs earned their first academic honor when they ranked 40th in the National Fastpitch Coaches Association All-Academic Team Division I category. Arkansas recorded a 3.166 team grade point average in the 2005 spring semester, which ranked fourth in the conference.

Arkansas opened the season in the Mustang Roundup in San Luis Obispo, Calif., Feb. 4, 2005. The Lady'Backs fell to Sacramento State, 4-0, before earning the first win of the year against Nevada, 3-1. The team went on to split with Colorado State, as the Lady'Backs won 2-1, but then lost 6-4. Tournament host Cal Poly also defeated Arkansas, 8-0.

The Lady'Backs continued the road tour with a trip to Las Cruces, N.M., for the Las Cruces Hilton Classic, Feb. 11-13. Despite the weather causing the cancellation of Saturday's action, Arkansas finished 2-2 in the tournament. The team had a thrilling 7-6 victory over Purdue



while also beating Texas-Arlington. The Lady'Backs fell to tournament host, New Mexico State, 8-3, and Kansas, 5-1.

In the third tournament of the season, the Arkansas offense wasn't the same. At the Islander Invitational in Corpus Christi, Texas, Feb. 18-20, the Lady'Backs lost to Texas-Arlington, 3-0, Texas A&M-Corpus Christi, 2-0, and Sam Houston State, 1-0. Due to the weather, Saturday's games were cancelled.

In the home opener, the team finished 3-0 in the Lady'Back Invitational with wins over Missouri-Kansas City, 7-1, and a sweep of Louisiana-Monroe, 6-1 and 8-0. In the first win against ULM, Katy Henry tallied her first career victory while she also earned a spot in the record books when she recorded 15 strikeouts, which ties for the second most in school history.

Pinkerton said he was delighted with the accomplishments of his young team that set career-best marks.

"Katy dominated," he said. "That was a heck of a performance. I'm really proud of her. I was extremely pleased with her outing."

The Lady'Backs began March with a trip to No. 12 Oklahoma. The Sooners were too much as they took 12-0 and 8-0 wins. The Lady'Backs returned home for their second home tournament, the Arkansas Invitational, March 5-6. The squad ended the tournament 3-1 after a sweep of Mississippi Valley State, 8-2 and 9-1, and a win over Northwestern State, 2-1. The Lady'Backs fell to Northwestern State, 5-2.



In the conference opener against South Carolina in Fayetteville, the Lady'Backs fell, 6-1, 3-0 and 5-3. Samantha Buckner and Shana Easley both recorded home runs. Arkansas continued conference play at Auburn, March 12 and 13. The Tigers bats were too much after the Lady'Backs were swept, 4-0, 10-1 and 10-2.

Arkansas returned home for a non-conference doubleheader with Stephen F. Austin, March 16. The Lady'Backs lost, 9-5 and 7-6. The team was back to conference competition as Arkansas hosted No. 16 Florida, March 19. The Lady'Backs took the Gators to extra innings before falling, 2-1. Florida bounced back with 9-0 and 8-0 victories to justify its national ranking.

The Lady'Backs broke their 11-game losing streak with a trip to Shreveport, La., for a doubleheader with Centenary, March 23. Arkansas won, 3-1 and 6-5. Against the Ladies, Dayna Huckabee wrote her name in the record books after hitting two home runs in a single game.

Pinkerton said he was proud of how Huckabee and the Lady'Backs played as they returned to their winning ways.

"Dayna was flat out awesome," he said. "Without her (Huckabee) we probably don't win. We fought, we clawed and we did what we had to do to win."

When No. 13 Georgia arrived in Fayetteville, the Lady'Backs gave the Bulldogs a challenge as Arkansas lost 1-0 in the series opener, March 25. Georgia came back and swept the series with 10-0 and 10-4 victories.

Arkansas continued its home stand as it hosted Oklahoma State and Tulsa, March 29, in the Border War. The Lady'Backs let another game fall through their grasp when the Cowgirls won, 4-3 but Arkansas defeated Tulsa, 7-2, in the nightcap.

Pinkerton said he was proud of his team for the way they rebounded after the loss to Oklahoma State.

"We set the tone," he said. "I felt we had to do that. For the first or second time this year, I thought the offense was clicking."

As April rolled around, the Lady'Backs met No. 4 Tennessee in Knoxville, April 3. The weather conditions cancelled the first game of the series; although Arkansas played tough, the team fell to the Lady Vols, 6-0 and 2-1.

Arkansas earned its first SEC victory of the year with a 5-3 win at LSU, April 6. The Lady'Backs fell, 8-3 and 6-4, in the final two games.

Pinkerton said he was happy with his team's performance in the first game of the doubleheader.

"We utilized our speed in key situations," Pinkerton said. "I was really pleased with how we hit the ball. In the first game we had all three facets of the game working. We had good defense, Katy (Henry) pitched well and we hit the ball."

Arkansas took a break from SEC play with a doubleheader at Missouri State, April 13. The Lady'Backs lost, 5-3, before winning, 4-0.

At Mississippi State, the Lady'Backs were defeated, 5-4, 1-0 and 2-1, April 16 and 17. A one-run loss was a theme for Arkansas in 2005 as it suffered a total of 13 one-run losses.

The Lady'Backs split with Oklahoma City, winning 7-4 and losing 1-0, April 19, before hosting Kentucky.

Pinkerton said he was excited with his team's play especially the improvement of the pitching staff.

"We are getting better," he said. "The hitting has been consistent throughout the year and the pitching is coming along and we've been solid defensively."

Arkansas ended April in Lawrence, Kan., with 7-2 and 6-5 losses to the Jayhawks, April 26. In the final home games of the year, Mississippi won the series, 2-1, 4-1, and 1-0, May 3 and 4. At No. 9 Alabama, the Lady'Backs fell 4-0, 4-0 and 8-1, May 6 and 7. The series with the Crimson Tide marked the final Lady'Back appearance for Ashley Carter and Zenobia Davison.





Letterwinners Alphabetical

A

Alpe, Robin 1997-98
Atkins, Ruth 2003

B

Belford, Augrista 1997
Benish, Allie 2003-04
Bisaccia, Michele 2003-04
Bottoms, Jennifer 1998-01
Bryant, Kim 1997
Buckner, Samantha 2005-present

C

Carter, Ashley 2003-05
Cirigliano, Jennifer 1997-00

D

Daniel, Allison 1998-1999
Davison, Zenobia 2002-05
Deeter, Nicole 2001-04

E

Easley, Shana 2003-present
Eiben, Kim 2000-03
Erickson, Brett 1997, 1999-00

F

Foglesong, Kallie 2004-present
Flores, Lisa 1997

G

Gulick, Dana 1997-00

H

Hendrix, Lauren 2001-03
Henry, Katy 2005-present
Henry, Kirsten 2000
Hightower, Kris 1997-98
Hill, Sarah 2003
Huckabee, Dayna 2005-present
Hunter, Stephanie 2001-04

J

James, Sami 1998
Johnson, Melissa 2003-04
Johnson, Tiffany 2001

K

Kaiser, Jessica 2002
Kincaid, Tammy 1997-00

L

Landgraf, Elizabeth 1998-99
LeMaster, Rachel 2004-present
Long, Cassy 2004-present
Lyons, Valanna 2002-05

M

Meza, Amber 1997-98
Mitchell, Cortney 2001-02
Moddrell, Julie 1998

N

Nieman, Lisa 2002-03
Nims, Kelli 2001-02
Ninemire, Kelly 2005

O

O'Malley, Mindy 2003-present

P

Perry (Woodward), Blaire 2002-present
Perry, Lindsay 2005

Q

Quillin, Kathy 1998-99

R

Ralph, Christy 1997-99
Rankin, Heather 2005
Richardson, Crystal 1997-98
Roby, Linzee 2005

S

Sartini, Aly 1997-00
Schlichtman, Heather 2001-04
Skaife, Katy 1997-00
Southmayd, Barbara-Jean 2003-present
Stokey, Erin 2000-02
Stunkard, Kristin 2003
Swan, Candice 2003-04

T

Talley, Rachel 1999-02
Thompson, Gretchen 1997
Topham, Sarah 2004-present
Tyree, Amy 1998

W

Wahrmund, Sheri 1998-00
Wharton, Andy 1999-02
White (Howlett), Danica 1999-02
Woolley, Tiffany 1999-02

Y

Young, Julie 2000-03

Numerical

1

Brett Erickson * 1997
Amy Tyree 1998
Tiffany Johnson 2001
Ashley Carter 2003-05

2

Sami James 1998
Nicole Deeter 2001-04

3

Christy Ralph * 1997
Julie Moddrell 1998
Sarah Topham 2004-present

4

Tammy Kincaid 1997-00
Stephanie Hunter 2001-04

5

Kathy Quillin 1998-99
Kirsten Henry 2000
Jessica Kaiser 2002-03

6

Amber Meza 1998
Roby, Linzee 2005

7

Christy Ralph * 1998-00
Julie Young 2000-03
Samantha Buckner 2005-present

8

Katy Skaife 1997-00
Cortney Mitchell 2001-02
Shana Easley 2003-present

9

Aly Sartini 1997-00
Ruth Atkins 2003
Kelly Ninemire 2005

10

Gretchen Thompson 1997
Elizabeth Landgraf 1998-99
Kim Eiben 2000-03
Cassy Long 2004-present

11

Crystal Richardson 1997-99
Rachel Talley 1999-02
Melissa Johnson 2003-04
Heather Rankin 2005

12

Jennifer Bottoms 1998-01
Lisa Nieman 2002-03

13

Jennifer Cirigliano 1997-00
Heather Schlichtman 2001-04

14

Brett Erickson * 1999-00
Valanna Lyons 2002-05

15

Augrista Belford 1997
Dayna Huckabee 2005-present

16

Kim Bryant 1997
Elizabeth Burdette 1998
Blaire (Woodward) Perry 2002-present

17

Tiffany Woolley 1999-02
Allie Benish 2003-04

18

Sheri Wahrmund 1998-00

19

Kristina Hightower 1997-99

20

Dana Gulick 1997-00
Kelli Nims 2001-03

21

Allison Daniel 1998-99
Erin Stokey 2000-02
Sarah Hill 2003

22

Mindy O'Malley 2003-present

23

Lisa Flores 1997
Lauren Hendrix 2001-03

24

Robin Alpe 1997-98
Zenobia Davison 2002-05

25

Michele Bisaccia 2003-04

32

Rachel LeMaster 2004-present

33

Lindsay Perry 2005

35

Kallie Foglesong 2004-present

40

Kristin Stunkard 2003

42

Andy Wharton 1999-02
Callie Shaw 2003
Katy Henry 2005-present

55

Candice Swan 2003-04

70

Danica (Howlett) White 1999-02

90

Barbara-Jean Southmayd 2003-present

* wore more than one number



1997

16-42 overall; 10-10 Home; 4-16 Away;
2-16 Neutral

12-16 SEC; 8-6 Home; 4-10 Away

Date Opponent W/L Score **San Diego State Classic-San Diego, Calif.**

2-20	CS-Northridge	L	4-3
2-20	Hawai'i	W	5-4
2-21	San Diego State	L	5-2
2-21	Long Beach State	L	7-3
2-22	Stanford	L	4-3
2-22	CS-Sacramento	L	7-1
2-23	Michigan	L	6-0

Arkansas Super 8 Round Robin-Fayetteville, Ark.

3-1	Missouri State	L	4-0
3-1	Creighton	W	2-1
3-1	Oklahoma City	L	9-1
3-2	Creighton	L	1-0 (8)
3-2	Missouri State	L	5-2
3-5	at FLORIDA*	L	2-1 (9), 3-1

South Florida Tournament-Tampa, Fla.

3-7	Michigan State	L	8-0
3-7	Ball State	L	4-2 (8)
3-7	Hofstra	W	6-5 (8)
3-8	East Carolina	L	3-1 (9)
3-8	Florida State	L	4-0
3-14	ALABAMA*	W/L	9-1/3-2
3-15	ALABAMA*	W/L	2-1 (8)/7-1
3-17	at #2 Fresno State	L	8-0 (5), 8-0 (5)
3-18	at #19 Pacific	L	2-1, 6-2

Sacramento St. Tournament-Sacramento, Calif.

3-20	Wisconsin	L	5-0
3-21	CS-Sacramento	L	3-1
3-21	Kansas	L	3-0
3-21	San Jose State	L	4-3
3-22	Toledo	L	2-1
3-28	MISS. STATE*	L/W	3-2/4-0
3-29	MISS. STATE*	W	10-4, 2-1
4-5	at AUBURN*	L	7-6 (10), 2-1 (8)
4-6	at AUBURN*	L	2-0, 9-0
4-9	Tulsa	L/W	4-3/9-7
4-13	GEORGIA*	W/L	2-1, 4-3
4-16	at Missouri State	L	6-0, 8-3
4-18	LSU*	L	3-0, 2-1
4-19	LSU*	W/L	2-1 (8)/7-1
4-25	at KENTUCKY*	L/W	4-3/4-3
4-27	at TENNESSEE*	L	8-0 (5), 9-2
5-2	MISSISSIPPI*	W	2-1 (8), 2-1
5-3	MISSISSIPPI*	W	5-1, 6-2

1998

21-38 Overall; 10-9 Home; 8-15 Away;

3-14 Neutral

13-17 SEC; 8-6 Home; 5-11 Away

Date Opponent W/L Score **Northeast La. Invitational-Monroe, La.**

2-20	Northwestern State	L	3-2 (11)
2-20	Louisiana Tech	L	5-1
2-21	Oklahoma City	L	3-2
2-21	Nicholls State	W	2-1
2-21	Centenary	W	9-0 (6)

Santa Barbara Invitational-Santa Barbara, Calif.

2-27	Evansville	L	1-0
2-27	UCSB	L	9-8 (13)
2-28	Cal Poly-SLO	L	2-0
3-1	Evansville	L	7-1
3-1	Cal Poly-SLO	L	4-0

Lady Razorback Invitational-Fayetteville, Ark.

3-6	DePaul	L	6-2
3-6	Creighton	L	3-2

3-11	Kansas	L/W	4-2,3-2
3-13	at ALABAMA*	L	7-1, 12-0
3-14	at ALABAMA*	L	7-0, 3-0
3-16	at Jacksonville State	W	12-6, 1-0

at Cal St-Sac Tournament-Sacramento, Calif.

3-19	#15 California	L	7-0
3-20	#7 Hawai'i	L	3-0
3-20	Kansas	W	9-7
3-20	Pacific	L	5-1
3-21	Missouri State	L	3-0
3-25	at Missouri State	L	1-0, 4-2
3-27	MISS. STATE*	L/W	6-0/2-1
3-28	MISS. STATE*	L	3-2,6-2
4-1	at Tulsa	W/L	4-1/2-1
4-3	AUBURN*	W/L	5-4/4-2
4-4	AUBURN*	W	5-4, 6-4
4-10	at S. CAROLINA*	L/W	2-1/5-4
4-12	at GEORGIA*	W	3-0, 2-1
4-14	Oklahoma City	W/L	1-0/5-3
4-17	at #11 LSU*	L	1-0, 1-0
4-19	at #11 LSU*	L	3-2, 8-0
4-22	FLORIDA*	L/W	2-1/4-3
4-24	KENTUCKY*	L/W	5-2/8-0
4-26	TENNESSEE*	W	5-3, 2-0
4-28	at MISSISSIPPI*	W/L	2-1/4-3
4-29	at MISSISSIPPI*	L/W	1-0/3-2

SEC Tournament-Columbus, Ga.

5-8	LSU	L	2-1
5-8	TENNESSEE	L	2-1

1999

46-29 Overall; 26-6 Home; 8-11 Away;

12-12 Neutral

17-13 SEC; 11-5 Home; 6-8 Away

Date Opponent W/L Score **at UTA Tournament-Arlington, Texas**

2-12	Texas-Arlington	W	2-1
2-12	Tulsa	W	5-0
2-13	Texas A&M	L	2-0
2-13	Texas-San Antonio	L	3-2
2-14	Texas Tech	L	6-5
2-16	Oklahoma City	W	8-7,7-3 (10)

Hampton Inn Invitational-Fayetteville, Ark.

2-20	Pittsburg State	W	9-0 (5)
2-20	McNeese State	W	2-1
2-21	McNeese State	W	7-2
2-21	Pittsburg State	W	7-1

at Troy Cox Softball Classic-Las Cruces, N.M.

2-26	#12 Oregon State	L	10-1
2-26	New Mexico State	W	6-2
2-27	Wichita State	W	7-4
2-27	Utah	L	4-2
2-27	Wichita State	W	1-0
2-28	New Mexico State	L	3-2
3-3	Missouri Southern	L/W	2-1,6-0

Morning News Invitational-Fayetteville, Ark.

3-6	Oklahoma City	W	4-3
3-6	Centenary	W	9-1
3-7	Centenary	W	8-0
3-7	Oklahoma City	W	3-2

at San Jose State Invitational-San Jose, Calif.

3-12	Utah State	W	3-0
3-12	#6 Arizona State	L	5-0
3-12	Loyola Marymount	L	5-1
3-13	Colorado State	W	2-0
3-13	Utah	L	6-0
3-13	Texas Tech	W	4-1
3-13	Loyola Marymount	W	4-3
3-13	Purdue	L	11-10
3-16	at Kansas	W/L	5-3,6-1

3-20	ALABAMA*	W	5-4 (8),4-2
3-21	ALABAMA*	L	6-3,12-7 (19)
3-24	at Missouri State	L	3-0,3-2
3-26	at FLORIDA*	W/L	4-0,2-0
4-2	at MISS. STATE*	L	5-2,4-0
4-3	at MISS. STATE*	L	7-2,4-2
4-7	Missouri State	W	2-1,2-1
4-9	at AUBURN*	W	1-0,2-1
4-10	at AUBURN*	W	4-0,4-0
4-16	#11 S. CAROLINA*	W	1-0,1-0
4-18	GEORGIA*	W	3-2,1-0 (8)
4-21	Tulsa	W	3-0,2-1
4-23	LSU*	L	3-1,4-0
4-24	LSU*	L/W	9-0,2-1
4-27	at TENNESSEE*	L	3-0,9-1
4-28	at KENTUCKY*	W/L	2-0,4-2
5-7	MISSISSIPPI*	W	4-1,3-2(8)
5-8	MISSISSIPPI*	W	6-0,4-2

SEC Tournament-Columbus, Ga.

5-13	SOUTH CAROLINA	W	4-1
5-14	#7 LSU	L	10-0 (5)
5-15	ALABAMA	W	3-2
5-15	TENNESSEE	W	3-2 (10)
5-16	TENNESSEE	W	3-2
5-16	#7 LSU	L	4-3 (10)

2000

44-31 Overall; 19-8 Home; 9-11 Away;

16-12 Neutral

19-11 SEC; 10-4 Home; 9-7 Away

Date Opponent W/L Score **UTA/Isuzu Motors Invitational-Arlington, Texas**

2-11	#5 Southern Miss.	L	7-0
2-11	Stephen F. Austin	L	1-0
2-11	Northwestern State	L	2-1
2-12	Purdue	W	3-2
2-12	AUBURN	W	7-4
2-13	Bethune-Cookman	W	12-3
2-13	Northwestern State	W	5-3
2-13	#8 Oklahoma	L	5-3

Campbell/Cartier Tournament-San Diego, Calif.

2-18	#3 Fresno State	L	1-0
2-18	#15 Long Beach State	L	2-1
2-19	#21 Stanford	L	8-2
2-20	CS-Northridge	W	1-0
2-20	San Diego State	W	2-1
2-23	at #8 Oklahoma	L	3-0/6-3

Morning News Invitational-Fayetteville, Ark.

2-25	Virginia	W	7-1/5-0
2-26	Notre Dame	W/L	4-2/2-0
2-27	Missouri	W	6-2/5-1

at Florida International Tournament-Miami, Fla.

3-3	Florida A&M	W	8-0
3-3	Pittsburgh	W	2-0
3-4	Ohio State	W	6-1
3-4	Florida A&M	L	5-0
3-5	Eastern Michigan	W	6-1
3-5	Wichita State	W	4-2
3-5	Florida Atlantic	W	7-3
3-8	at Missouri State	L	5-4/10-2 (5)
3-17	at ALABAMA *	L/W	2-1/11-6
3-18	at ALABAMA *	L	3-0/8-6

3-23 at Border War-Tulsa, Okla.

Tulsa	L	3-0
OSU	Rained Out	
3-25	#24 FLORIDA *	W 2-1/8-7
3-29	KANSAS	L/W 4-2 (8)/5-2
3-31	#19 MISS. STATE*	W/L 2-1/1-0
4-1	#19 MISS. STATE *	L 4-3/ 4-0
4-4	#2 Oklahoma City	W 2-1 (10)/5-0



4-7	AUBURN *	W	2-0/6-2
4-8	AUBURN *	L/W	3-1/4-2
4-12	Missouri State	L/W	1-0/5-0
4-14	at GEORGIA*	W	7-5/4-0
4-15	at #19 S. CAROLINA*	W	4-0/ 4-3 (12)
4-21	at #7 LSU*	L	3-1/7-0
4-22	at #7 LSU*	L	3-1/9-0
4-28	TENNESSEE *	W	2-1/5-3
4-30	KENTUCKY *	W	2-1/2-1
5-3	at MISSISSIPPI*	W	3-0/2-0
5-4	at MISSISSIPPI*	W	5-0/7-3 (11)

SEC Tournament-Columbus, Ga.

5-11	#22 MISS. STATE	W	2-1
5-12	#7 LSU	L	2-0
5-13	FLORIDA	W	2-1
5-13	#25 S. CAROLINA	W	3-1
5-14	#25 S. CAROLINA	L	2-1

NCAA Regionals-Norman, Okla.

5-18	CS-Northridge	W	5-0
5-19	#13 Oregon State	L	4-1
5-20	Northwestern	L	5-0

2001

36-30 Overall; 15-11 Home; 11-13 Away;

10-6 Neutral

14-16 SEC; 9-5 Home; 5-10 Away

DATE	OPPONENT	W/L	Score
------	----------	-----	-------

UTA/Isuzu Motors Invitational-Arlington, Texas

2-9	Houston	W	14-10
2-9	Baylor	L	3-1
2-9	Bethune-Cookman	W	3-0
2-10	Illinois-Chicago	W	6-2
2-10	#2 Oklahoma	L	8-1

Mardi Gras Classic-Monroe, La.

2-17	Drake	W	2-1
2-17	Georgia Tech	W	3-2
2-18	Virginia Tech	W	1-0
2-18	Louisiana-Monroe	L	2-1
2-20	#2 Oklahoma	L	2-0/3-2

Morning News Invitational-Fayetteville, Ark.

2-23	Maine	W	2-0
2-24	#14 Notre Dame	L	4-3
2-25	#14 Notre Dame	W	2-0
2-25	Texas Tech	L	2-1
2-25	Texas Tech	W	1-0

Golden Panther Invitational-Miami, Fla.

3-2	Florida International	W	4-1
3-2	Ohio State	L	2-1
3-3	Wichita State	W	5-0
3-3	Florida Atlantic	L	2-1 (8)
3-4	Ohio State	W	1-0
3-10	#18 S. CAROLINA*	L	2-1/1-0
3-11	#18 S. CAROLINA*	W	4-0
3-14	at Missouri State	W	5-4/5-0 (5)
3-17	at #4 ALABAMA*	L	1-0/4-0
3-18	at #4 ALABAMA*	L	3-0
3-20	at Samford	Rained Out	
3-21	at Georgia Tech	L	4-0
3-22	at Georgia State	W	7-0/L, 3-2
3-24	at AUBURN*	W	6-0/5-2
3-25	at AUBURN*	W	4-3
3-28	at Kansas	L/W	3-1/3-0
3-31	FLORIDA*	L	2-1/1-0
4-1	FLORIDA*	W	1-0
4-3	LSU*	L/W	3-0/3-2
4-4	LSU*	L	5-0
4-7	GEORGIA*	L/W	3-1/6-1
4-8	GEORGIA*	W	2-1 (8)

4-11 at Border War-Stillwater, Okla.

	Oklahoma State	W	3-0
	Tulsa	W	10-1 (5)
4-14	at TENNESSEE*	L/W	4-2/3-0
4-15	at TENNESSEE*	L	4-2
4-18	MISSISSIPPI*	W	2-1 (8)/2-0
4-19	MISSISSIPPI*	W	2-0
4-24	Oklahoma City	W	2-0/2-1
4-28	at MISS. STATE*	L	2-1 (8)/1-0
4-29	at MISS. STATE*	L	3-0
5-5	KENTUCKY*	L/W	3-1/4-0
5-6	KENTUCKY* (FOX)	W	1-0

SEC Tournament -Chattanooga, Tenn.

5-10	#7 ALABAMA	L	2-0
5-11	KENTUCKY	W	1-0
5-12	MISS. STATE	W	7-2
5-12	#22 S. CAROLINA	L	1-0 (9)

2002

39-28-1 Overall; 15-9-1 Home; 14-12 Away;

10-7 Neutral

14-16 SEC; 9-6 Home; 5-10 Away

DATE	OPPONENT	W/L	Score
------	----------	-----	-------

at Bethune-Cookman 3-Way-Daytona Beach, Fla.

2-3	Bethune-Cookman	W	4-3 (8)/2-1
2-3	Central Florida	L/W	6-5/2-1

at Long Beach State Classic-Long Beach, Calif.

2-8	Loyola Marymount	W	2-1
2-8	Long Beach State	W	2-1 (10)
2-9	UC-Riverside	W	4-2
2-9	Loyola Marymount	W	3-0
2-10	Long Beach State	L	2-1 (8)
2-10	UC-Riverside	W	4-1

at Aggie Invitational-College Station, Texas

2-15	Utah	L	3-0
2-15	Texas A&M	L	2-1 (9)
2-16	Utah	W	1-0
2-16	Boston College	W	4-0
2-17	Texas A&M	L	2-0

at Frost Cutlery Classic-Chattanooga, Tenn.

2-23	Oregon	W/L	5-1/3-0
2-24	Oregon	W	8-5
2-27	at Oklahoma (DH)	Rained Out	
3-1	Virginia Tech	W	5-0
3-1	Wisconsin	W	6-0

-Rest of Tournament Cancelled, Weather -

3-9	at #24 S. CAROLINA*	L/W	4-1/5-2
3-10	at #24 S. CAROLINA*	L	4-0
3-11	at Coastal Carolina	W	7-1/2-1
3-16	#17 ALABAMA*	W/L	2-0/5-4
3-17	#17 ALABAMA*	L	4-1
3-21	at Southern Miss.	W	2-1/3-2
3-23	AUBURN*	W	6-3/4-0
3-24	AUBURN*	W	3-2
3-27	Kansas	L	2-1/3-0
3-30	at FLORIDA*	L	4-1/2-1
3-31	at FLORIDA*	W	4-1
4-2	#5 LSU*	L	3-0/4-0
4-3	#5 LSU*	L	5-0
4-6	at #23 GEORGIA*	L	3-2/4-3
4-7	at #23 GEORGIA*	L	3-1

4-10 Border War-Fayetteville, Ark.

	Oklahoma State	W	3-0
	Tulsa	W	7-1
4-13	TENNESSEE*	W/L	6-0/8-2
4-14	TENNESSEE*	W	4-0
4-17	at MISSISSIPPI*	W/L	1-0/3-2
4-18	at MISSISSIPPI*	W	5-2
4-23	Oklahoma City	W	2-1 (8)/0-0T

4-24	Missouri State	W	4-0/4-3 (10)
4-27	MISS. STATE*	W	1-0/7-6
4-28	MISS. STATE*	W	7-0
5-2	at KENTUCKY*	L	6-5 (8)
5-3	at KENTUCKY*	L/W	4-0/7-2

SEC Tournament-Chattanooga, Tenn.

5-9	#18 ALABAMA	L	2-1
5-10	MISS. STATE	L	5-1

NCAA Regional Tournament-Norman, Okla.

5-16	#23 Texas A&M	L	6-2
5-17	Army	W	2-0
5-17	#8 Texas	L	6-2

2003

24-36 Overall; 7-12 Home; 8-17 Away;

9-7 Neutral

8-22 SEC; 4-11 Home; 4-11 Away

DATE	OPPONENT	W/L	Score
------	----------	-----	-------

at SWT/CenturyTel Classic-San Marcos, Texas

1-31	Southwest Texas	L	4-1
1-31	Houston	W	5-4
2-1	Texas Tech	W	6-5
2-1	TX A&M-Corpus Christi	L	3-0
2-2	Oregon	W	3-1

at UCF/Triple Crown Tournament-St. Augustine, Fla.

2-7	Evansville	L	2-0
2-7	Jacksonville	L	3-2
2-8	Missouri-Kansas City	W	1-0
2-8	Central Florida	W	6-2

at Pepsi/Arizona Invitational-Tucson, Ariz.

2-14	#6 Washington	L	12-3
2-15	Northwestern	L	8-0
2-15	Minnesota	L	7-4
2-16	#2 Arizona	L	9-1
2-22	Akron	W/W	4-3/8-4

at Desert Classic-St. George, Utah

2-28	Utah State	W/W	7-0/9-0
3-2	Georgia Southern	W	13-6
3-3	CS-Northridge	L	7-4
3-3	Georgia Southern	W	3-2
3-8	at #20 ALABAMA*	L/L	7-1/4-3
3-9	at #20 ALABAMA*	L	5-0
3-12	MISSISSIPPI*	L/W	3-2/4-1
3-13	MISSISSIPPI*	W	4-2
3-15	at AUBURN*	W	4-1
3-16	at AUBURN*	L	2-0/3-2
3-18	at Georgia Tech	L/W	3-2/3-2
3-22	FLORIDA*	L/W	2-1/2-1
3-23	FLORIDA*	L	5-1
3-25	#14 S. CAROLINA*	L	5-2/6-1
3-26	#14 S. CAROLINA*	L	5-1
3-29	#9 GEORGIA*	L	6-1/11-0
3-30	#9 GEORGIA*	L	4-0
4-1	Southern Miss.	W/L	2-1/7-6
4-3	at Tennessee Tech	W	2-1/7-1
4-5	at TENNESSEE*	L	1-0/9-2
4-6	at TENNESSEE*	L	2-0
4-16	at Kansas	W/L	5-1/1-0
4-18	at MISS. STATE*	W/L	5-1/3-2
4-19	at MISS. STATE*	W	4-1
4-22	at #11 LSU*	L/W	10-1/6-5
4-23	at #11 LSU*	L	8-0
4-26	KENTUCKY*	W/L	2-1/4-0
4-27	KENTUCKY*	L	7-6
4-29	Missouri State	L	7-0/5-4



2004

18-40 Overall; 8-20 Home; 6-15 Away;
4-5 Neutral

6-24 SEC; 2-13 Home; 4-11 Away

DATE	OPPONENT	W/L	Score
------	----------	-----	-------

at Florida Tournament-Gainesville, Fla.

2-6	Chattanooga	L	1-0 (9)
2-6	South Florida	L	4-2
2-7	Appalachian	W	1-0
2-7	FLORIDA	L	4-3
2-8	Missouri	L	5-3

at Georgia State Tournament-Atlanta, Ga.

2-14 Tournament Cancelled, Weather

at UNLV Tournament-Las Vegas, Nev.

2-20	UNLV	W	1-0
2-21	Texas-El Paso	W	5-0
2-21	Butler	W	5-3
2-21	Northern Illinois	W	1-0 (8)
2-22	Northwestern State	L	6-1 (5)
2-28	Miss. Valley State	W	4-0/8-4
2-29	Miss. Valley State	W	5-1
3-6	#8 ALABAMA*	L	8-3/4-2
3-7	#8 ALABAMA*	L	7-1
3-13	AUBURN*	L	1-0 (9)
3-14	AUBURN*	L	9-0 (6)/3-0
3-16	at #15 S. CAROLINA*	L	6-1/2-1 (8)
3-17	at #15 S. CAROLINA*	L	6-5
3-19	at Jacksonville	W	2-1
3-20	at #17 FLORIDA*	L	3-1/7-2
3-21	at #17 FLORIDA*	W	5-4 (11)
3-24	Missouri State	W	6-5 (10)/2-0
3-25	Oklahoma City	L	1-0/5-1
3-27	at #5 GEORGIA*	L	8-0 (6)/5-2
3-28	at #5 GEORGIA*	L	2-1

3-31 Border War-Stillwater, Okla.

	Tulsa	L	6-0
	Oklahoma State	L	2-1
4-3	#12 TENNESSEE*	L/W	7-3/6-3
4-4	#12 TENNESSEE*	L	6-0
4-6	#4 LSU*	L	7-0/8-0
4-7	#4 LSU*	L	10-1 (5)
4-9	Marshall	W	1-0 (11)
4-10	Marshall	L	3-0
4-13	at MISSISSIPPI*	L	5-4 (11)
4-14	at MISSISSIPPI*	L/W	2-0/1-0 (9)
4-17	MISS. STATE*	L	2-0/8-0 (6)
4-18	MISS. STATE*	W	4-2
4-21	Kansas	L	5-4 (10)/1-0 (6)
4-24	KENTUCKY*	W/L	1-0 (8)/8-5
4-25	KENTUCKY*	W	5-1
4-29	at Wichita State	L	1-0/3-0
5-9	Northwestern State	L	2-0/6-3 (8)

2005

19-43 Overall; 11-17 Home; 4-21 Away;
4-5 Neutral

4-25 SEC; 3-12 Home; 1-13 Away

Date	Opponent	W/L	Score
------	----------	-----	-------

Mustang Roundup-San Luis Obispo, Calif.

2-4	CS-Sacramento	L	4-0
2-4	Nevada	W	3-4
2-5	Colorado State	W	2-1
2-5	Cal Poly-SLO	L	8-0 (6)
2-6	Colorado State	L	6-4

Las Cruces Hilton Classic-Las Cruces, N.M.

2-11	Texas-Arlington	W	5-4
2-11	Kansas	L	5-1
2-13	Purdue	W	7-6
2-13	New Mexico State	L	8-3

Islander Invitational-Corpus Christi, Texas

2-18	Texas-Arlington	L	3-0
2-18	Texas A&M-Corpus Christi	L	2-0
2-20	Sam Houston State	L	1-0

Lady'Back Invitational-Fayetteville, Ark.

2-26	Missouri-Kansas City	W	7-1
2-26	Louisiana-Monroe	W	6-1
2-27	Louisiana-Monroe	W	8-0 (5)
3-2	at #12 Oklahoma	L	12-0 (5), 8-0 (6)

Arkansas Invitational-Fayetteville, Ark.

3-5	Miss. Valley State	W	8-2
3-5	Northwestern State	L	5-2
3-6	Northwestern State	W	2-1
3-6	Miss. Valley State	W	9-1 (6)
3-8	S. CAROLINA*	L	6-1, 3-0
3-9	S. CAROLINA*	L	5-3
3-12	at AUBURN*	L	4-0, 10-1 (6)
3-13	at AUBURN*	L	10-2 (5)
3-16	Stephen F. Austin	L	9-5, 7-6
3-19	#16 FLORIDA*	L	2-1 (8), 9-0
3-20	#16 FLORIDA*	L	8-0 (5)
3-23	at Centenary	W	3-1, 6-5
3-25	#13 GEORGIA*	L	1-0, 10-0 (5)
3-26	#13 GEORGIA*	L	10-4

3-29 Border War-Fayetteville, Ark.

	Oklahoma State	L	4-3
	Tulsa	W	7-2
4-3	at #4 TENNESSEE	L	6-0, 2-1
4-6	LSU*	W, L	5-3, 8-3
4-7	LSU*	L	6-4
4-13	at Missouri State	L, W	5-3, 4-0
4-16	at MISS. STATE*	L	5-4, 1-0
4-17	at MISS. STATE*	L	2-1
4-19	Oklahoma City	L, W	1-0, 7-4
4-23	KENTUCKY*	W	10-2 (6), 4-0
4-24	KENTUCKY*	W	10-2 (5)
4-26	at Kansas	L	7-2, 6-5
5-3	MISSISSIPPI	L	2-1, 4-1
5-4	MISSISSIPPI	L	1-0 (9)
5-6	at #9 ALABAMA*	L	4-0
5-7	at #9 ALABAMA*	L	4-0, 8-1

Series Records

School	W	L	Pct.	LAST
Akron	2	0	1.000	2003
ALABAMA*	7	27	.259	2005
Appalachian	1	0	1.000	2004
Arizona	0	1	.000	2003
Arizona State	0	1	.000	1999
AUBURN*	18	14	.563	2005
Ball State	0	1	.000	1997
Baylor	0	1	.000	2001
Bethune-Cookman	4	0	1.000	2002
Boston College	1	0	1.000	2002
Butler	1	0	1.000	2004
California	0	1	.000	1998
Cal Poly-SLO	0	3	.000	2005
UC-Santa Barbara	0	1	.000	1998
CS-Northridge	2	2	.500	2003
CS-Sacramento	0	3	.000	2005
UC-Riverside	2	0	1.000	2002
Centenary	5	0	1.000	2005
Central Florida	2	1	.667	2003
Coastal Carolina	2	0	1.000	2002
Colorado State	2	1	.667	2005
Creighton	1	2	.333	1998
DePaul	0	1	.000	1998
Drake	1	0	1.000	2001
East Carolina	0	1	.000	1997
Eastern Michigan	1	0	1.000	2000
Evansville	0	3	.000	2003
FLORIDA*	9	16	.360	2005
Florida A&M	1	0	1.000	2000
Florida Atlantic	1	2	.333	2001
Florida International	2	0	1.000	2002
Florida State	0	1	.000	1997

Fresno State	0	3	.000	2000
GEORGIA*	9	14	.391	2005
Georgia Southern	2	0	1.000	2003
Georgia State	1	1	.500	2001
Georgia Tech	2	2	.500	2003
Hawai'i	1	1	.500	1998
Hofstra	1	0	1.000	1997
Houston	2	0	1.000	2003
Illinois-Chicago	1	0	1.000	2001
Jacksonville	1	1	.500	2004
Jacksonville State	2	0	1.000	1998
Kansas	6	13	.316	2005
KENTUCKY*	15	9	.625	2005
Long Beach State	1	3	.250	2002
Louisiana-Monroe	2	1	.667	2005
Louisiana Tech	0	1	.000	1998
Loyola Marymount	3	1	.750	2002
LSU*	5	30	.143	2005
McNeese State	2	0	1.000	1999
Maine	1	0	1.000	2001
Marshall	1	1	.500	2004
Michigan	0	1	.000	1997
Michigan State	0	1	.000	1997
Minnesota	0	1	.000	2003
MISSISSIPPI*	22	9	.710	2005
MISS. STATE*	13	21	.382	2005
Miss. Valley State	5	0	1.000	2005
Missouri	2	1	.667	2000
Missouri-KC	2	0	1.000	2005
Missouri Southern	1	1	.500	1999
Missouri State	10	15	.400	2005
Nevada	1	0	1.000	2005
New Mexico State	1	2	.333	2005
Nicholls State	1	0	1.000	1998
Northern Illinois	1	0	1.000	2004
Northwestern	0	2	.000	2003
Northwestern State	2	6	.250	2005
Notre Dame	2	2	.500	2001
Ohio State	2	1	.333	2001
Oklahoma	0	8	.000	2005
Oklahoma City	11	6	.647	2005
Oklahoma State	2	2	.500	2005
Oregon	3	1	.750	2003
Oregon State	0	2	.000	2000
Pacific	0	3	.000	1998
Pittsburgh	1	0	1.000	2000
Pittsburg State	2	0	1.000	1999
Purdue	2	1	.667	2005
Sam Houston State	0	1	.000	2005
San Diego State	1	1	.500	2000
San Jose State	0	1	.000	1997
S. CAROLINA*	9	16	.360	2005
South Florida	0	1	.000	2004
Southern Mississippi	3	2	.600	2003
Southwest Texas	0	1	.000	2003
Stanford	0	2	.000	2000
Stephen F. Austin	0	3	.000	2005
TENNESSEE*	10	15	.400	2005
Tenn.-Chattanooga	0	1	.000	2004
Tennessee Tech	2	0	1.000	2003
Texas	0	1	.000	2002
Texas-Arlington	2	1	.667	2005
Texas-El Paso	1	0	1.000	2004
Texas-San Antonio	0	1	.000	1999
Texas A&M	0	4	.000	2002
Texas A&M-CC	0	2	.000	2005
Texas Tech	3	2	.600	2003
Tulsa	8	4	.667	2005
Toledo	0	1	.000	1997
UNLV	1	0	1.000	2004
US Military Acad.	1	0	1.000	2002
Utah	1	3	.250	2002
Utah State	3	0	1.000	2003
Virginia	2	0	1.000	2000
Virginia Tech	2	0	1.000	2002
Washington	0	1	.000	2003
Wichita State	4	2	.667	2001
Wisconsin	1	1	.500	2002
TOTALS	263	317-1	.453	
*SEC Teams				



Series Records

Akron (2-0)

2-22-03 W, 4-3
2-22-03 W, 8-4

ALABAMA* (7-27)

3-14-97 W, 9-1
3-14-97 L, 3-2
3-15-97 W, 2-1
3-15-97 L, 7-1
3-13-98 L, 7-1
3-13-98 L, 12-0
3-14-98 L, 6-0
3-14-98 L, 8-3
3-20-99 W, 5-4
3-20-99 W, 4-2
3-21-99 L, 6-3
3-21-99 L, 12-7 (19)
5-15-99 W, 3-2
3-17-00 L, 2-1
3-17-00 W, 11-6
3-18-00 L, 3-0
3-18-00 L, 8-6
3-17-01 L, 1-0
3-17-01 L, 4-0
3-18-01 L, 3-0
5-10-01 L, 2-0
3-16-02 W, 2-0
3-16-02 L, 5-4
3-17-02 L, 5-1
5-9-02 L, 2-1
3-8-03 L, 7-1
3-8-03 L, 4-3
3-9-03 L, 5-0
3-6-04 L, 8-3
3-6-04 L, 4-2
3-7-04 L, 7-1
5-6-05 L, 4-0
5-7-05 L, 4-0
5-7-05 L, 8-1

Appalachian (1-0)

2-7-04 W, 1-0

Arizona (0-1)

2-16-03 L, 9-1

Arizona State (0-1)

3-12-99 L, 5-0

AUBURN* (18-14)

4-5-97 L, 7-6
4-5-97 L, 2-1
4-6-97 L, 2-0
4-6-97 L, 9-0
4-3-98 W, 5-4
4-3-98 L, 4-2
4-4-98 W, 5-4
4-4-98 W, 6-4
4-9-99 W, 1-0
4-9-99 W, 3-1
4-10-99 W, 4-0
4-10-99 W, 4-0
2-12-00 W, 7-4
4-7-00 W, 2-0
4-7-00 W, 6-2
4-8-00 L, 3-1
4-8-00 W, 4-2
3-34-01 W, 6-0
3-24-01 W, 5-2
3-25-01 W, 4-3
3-23-02 W, 6-2
3-23-02 W, 4-0
3-24-02 W, 3-2
3-15-03 W, 4-1
3-16-03 L, 2-0
3-16-03 L, 3-2
3-13-04 L, 1-0 (9)
3-14-04 L, 9-0 (6)
3-14-04 L, 3-0
3-12-05 L, 4-0
3-12-05 L, 10-1 (6)
3-13-05 L, 10-2 (5)

Ball State (0-1)

3-7-97 L, 4-2

Baylor (0-1)

2-9-01 L, 3-1

Bethune-Cookman (4-0)

2-13-00 W, 12-3
2-9-01 W, 3-0
2-2-02 W, 4-3
2-3-02 W, 2-1

Boston College (1-0)

2-16-02 W, 4-0

Fayetteville
Fayetteville

Fayetteville
Fayetteville
Fayetteville
Fayetteville

Tuscaloosa
Tuscaloosa
Tuscaloosa

Tuscaloosa
Tuscaloosa
Fayetteville

Fayetteville
Fayetteville
Fayetteville

Fayetteville
Columbus, Ga.
Tuscaloosa (13)

Tuscaloosa (13)
Tuscaloosa (13)
Tuscaloosa (13)

Tuscaloosa (4)
Tuscaloosa (4)
Tuscaloosa (4)

Tuscaloosa (4)
Tuscaloosa (4)
Chattanooga, Tenn. (7)

Fayetteville (17)
Fayetteville (17)
Fayetteville (17)

Chattanooga, Tenn. (18)
Tuscaloosa (20)
Tuscaloosa (20)

Tuscaloosa (20)
Fayetteville (8)
Fayetteville (8)

Fayetteville (8)
Fayetteville (8)
Tuscaloosa (9)

Tuscaloosa (9)
Tuscaloosa (9)
Tuscaloosa (9)

Tuscaloosa (9)
Tuscaloosa (9)
Tuscaloosa (9)

Tuscaloosa (9)
Tuscaloosa (9)
Tuscaloosa (9)

Tuscaloosa (9)
Tuscaloosa (9)
Tuscaloosa (9)

Tuscaloosa (9)
Tuscaloosa (9)
Tuscaloosa (9)

Tuscaloosa (9)
Tuscaloosa (9)
Tuscaloosa (9)

Tuscaloosa (9)
Tuscaloosa (9)
Tuscaloosa (9)

Tuscaloosa (9)
Tuscaloosa (9)
Tuscaloosa (9)

Tuscaloosa (9)
Tuscaloosa (9)
Tuscaloosa (9)

Tuscaloosa (9)
Tuscaloosa (9)
Tuscaloosa (9)

Tuscaloosa (9)
Tuscaloosa (9)
Tuscaloosa (9)

Tuscaloosa (9)
Tuscaloosa (9)
Tuscaloosa (9)

Tuscaloosa (9)
Tuscaloosa (9)
Tuscaloosa (9)

Tuscaloosa (9)
Tuscaloosa (9)
Tuscaloosa (9)

Tuscaloosa (9)
Tuscaloosa (9)
Tuscaloosa (9)

Tuscaloosa (9)
Tuscaloosa (9)
Tuscaloosa (9)

Tuscaloosa (9)
Tuscaloosa (9)
Tuscaloosa (9)

Tuscaloosa (9)
Tuscaloosa (9)
Tuscaloosa (9)

Tuscaloosa (9)
Tuscaloosa (9)
Tuscaloosa (9)

Tuscaloosa (9)
Tuscaloosa (9)
Tuscaloosa (9)

Tuscaloosa (9)
Tuscaloosa (9)
Tuscaloosa (9)

Tuscaloosa (9)
Tuscaloosa (9)
Tuscaloosa (9)

Tuscaloosa (9)
Tuscaloosa (9)
Tuscaloosa (9)

Tuscaloosa (9)
Tuscaloosa (9)
Tuscaloosa (9)

Tuscaloosa (9)
Tuscaloosa (9)
Tuscaloosa (9)

Tuscaloosa (9)
Tuscaloosa (9)
Tuscaloosa (9)

Tuscaloosa (9)
Tuscaloosa (9)
Tuscaloosa (9)

Tuscaloosa (9)
Tuscaloosa (9)
Tuscaloosa (9)

Tuscaloosa (9)
Tuscaloosa (9)
Tuscaloosa (9)

Tuscaloosa (9)
Tuscaloosa (9)
Tuscaloosa (9)

Tuscaloosa (9)
Tuscaloosa (9)
Tuscaloosa (9)

Tuscaloosa (9)
Tuscaloosa (9)
Tuscaloosa (9)

Tuscaloosa (9)
Tuscaloosa (9)
Tuscaloosa (9)

Tuscaloosa (9)
Tuscaloosa (9)
Tuscaloosa (9)

Tuscaloosa (9)
Tuscaloosa (9)
Tuscaloosa (9)

Butler (1-0)

2-21-04 W, 5-3

California (0-1)

3-19-98 L, 7-0

Cal Poly-SLO (0-3)

2-28-98 L, 2-0
3-1-98 L, 4-0
2-5-05 L, 8-0 (6)

UC-Santa Barbara (0-1)

2-27-98 L, 9-8

CS-Northridge (2-2)

2-20-97 L, 4-3
2-19-00 W, 1-0
5-18-00 W, 5-0
3-3-03 L, 7-4

CS-Sacramento (0-3)

2-22-97 L, 7-1
3-21-97 L, 3-1
2-4-05 L, 4-0

UC-Riverside (2-0)

2-9-02 W, 4-2
2-10-02 W, 4-1

Centenary (5-0)

2-21-98 W, 9-0
3-6-99 W, 9-1
3-7-99 W, 8-0
3-23-05 W, 3-1
3-23-05 W, 6-5

Central Florida (2-1)

2-2-02 L, 6-5
2-3-02 W, 2-1
2-8-03 W, 6-2

Coastal Carolina (2-0)

3-11-02 W, 7-1
3-11-02 W, 2-1

Colorado State (2-1)

3-13-99 W, 2-0
2-5-05 W, 2-1
2-6-06 L, 6-4

Creighton (1-2)

3-1-97 W, 2-1
3-2-97 L, 1-0
3-6-98 L, 3-2

DePaul (0-1)

3-6-98 L, 6-2

Drake (1-0)

2-17-01 W, 2-1

East Carolina (0-1)

3-8-97 L, 3-1

Eastern Michigan (1-0)

3-5-00 W, 6-1

Evansville (0-3)

2-27-98 L, 1-0
3-1-98 L, 7-1
2-7-03 L, 2-0

FLORIDA* (9-16)

3-5-97 L, 2-1
3-5-97 L, 3-1
4-22-98 L, 2-1
4-22-98 W, 4-3
3-26-99 W, 4-0
3-26-99 L, 2-0
3-25-00 W, 2-1
3-25-00 W, 8-7
5-13-00 W, 2-1
3-31-01 L, 2-1
3-31-01 L, 1-0
4-1-01 W, 1-0
3-30-02 L, 4-1
3-30-02 L, 2-1
3-31-02 W, 4-1
3-22-03 L, 2-1
3-22-03 W, 2-1
3-23-03 L, 5-1
2-7-04 L, 4-3
3-20-04 L, 3-1
3-20-04 L, 7-2
3-21-04 W, 5-4 (11)
3-19-05 L, 2-1 (8)
3-19-05 L, 9-0
3-20-05 L, 8-0 (5)

Las Vegas, Nev.

Sacramento, Calif.

Santa Barbara, Calif.

Santa Barbara, Calif.

San Luis Obispo

Santa Barbara

San Diego, Calif.

San Diego, Calif.

Norman, Okla.

St. George, Utah

San Diego, Calif.

Sacramento, Calif.

San Luis Obispo, Calif.

Long Beach, Calif.

Long Beach, Calif.

Monroe, La.

Fayetteville

Fayetteville

Shreveport, La.

Shreveport, La.

Daytona Beach, Fla.

Daytona Beach, Fla.

St. Augustine, Fla.

Myrtle Beach, SC

Myrtle Beach, SC

San Diego, Calif.

San Luis Obispo, Calif.

San Luis Obispo, Calif.

Fayetteville

Fayetteville

Fayetteville

Fayetteville

Monroe, La.

Tampa, Fla.

Miami, Fla.

Santa Barbara, Calif.

Santa Barbara, Calif.

St. Augustine, Fla.

Gainesville

Gainesville

Fayetteville

Fayetteville

Gainesville

Gainesville

Fayetteville (24)

Fayetteville (24)

Columbus, Ga.

Fayetteville

Fayetteville

Fayetteville

Gainesville

Gainesville

Fayetteville

Fayetteville

Lawrence

Lawrence

Lawrence

Lawrence

Lawrence

Lawrence

Lawrence

Lawrence

Lawrence

Lawrence

Lawrence

Lawrence

Lawrence

Lawrence

Lawrence

Lawrence

Lawrence

Florida A&M (1-0)

3-3-00 W, 8-0

Florida Atlantic (1-2)

3-4-00 L, 5-0
4-5-00 W, 7-3
3-3-01 L, 2-1

Florida International (2-0)

3-2-01 W, 4-1
1-31-02 W, 5-4

Florida State (0-1)

3-8-97 L, 4-0

Fresno State (0-3)

3-17-97 L, 8-0
3-17-97 L, 8-0
3-18-00 L, 1-0

GEORGIA* (9-14)

4-13-97 W, 2-1
4-13-97 L, 4-3
4-12-98 W, 3-1
4-12-98 W, 2-1
4-18-99 W, 3-2
4-18-99 W, 1-0
4-14-00 W, 7-4
4-14-00 W, 4-0
4-7-01 L, 3-1
4-7-01 W, 6-1
4-8-01 W, 3-2
4-6-02 L, 4-3
4-6-02 L, 3-2
4-7-02 L, 3-1
3-29-03 L, 6-1
3-29-03 L, 11-0
3-30-03 L, 4-0
3-27-04 L, 8-0 (6)
3-27-04 L, 5-2
3-28-04 L, 2-1
3-25-05 L, 1-0
3-25-05 L, 10-0 (5)
3-26-05 L, 10-4

Georgia Southern (2-0)

2-2-03 W, 13-6
2-3-03 W, 3-2

Georgia State (1-1)

3-22-01 W, 7-0
3-22-01 L, 3-2

Georgia Tech (2-2)

2-17-01 W, 3-2
3-21-01 L, 4-0
3-18-03 L, 3-2
3-18-03 W, 3-2

Hawai'i (1-1)

2-20-97 W, 5-4
3-20-98 L, 3-0

Hofstra (1-0)

3-7-97 W, 6-5

Houston (2-0)

2-9-01 W, 14-10
1-31-03 W, 5-4

Illinois-Chicago (1-0)

2-10-01 W, 6-2

Jacksonville (1-1)

2-7-03 L, 3-2
3-19-04 W, 2-1

Jacksonville State (2-0)

3-16-98 W, 12-6
3-16-98 W, 1-0

Kansas (6-13)

3-21-97 L, 3-0
3-11-98 L, 3-2
3-11-98 W, 3-2
3-20-98 W, 9-7
3-16-99 W, 5-3
3-16-99 L, 6-1
3-29-00 L, 4-2
3-29-00 W, 5-2
3-28-01 L, 4-1
3-28-01 W, 3-0
3-27-02 L, 3-1
3-27-02 L, 3-0
4-16-03 W, 5-1
4-16-03 L, 1-0
4-21-04 L, 5-4 (10)
4-21-04 L, 1-0 (6)
2-11-05 L, 5-1
4-26-05 L, 7-2
4-26-05 L, 6-5

Miami, Fla.

Miami, Fla.

Miami, Fla.

Miami, Fla.

Miami, Fla.

Miami, Fla.

Tampa, Fla.

Fresno, Calif. (2)

Fresno, Calif. (2)

San Diego, Calif. (3)

Fayetteville

Fayetteville

Athens

Athens

Fayetteville

**Minnesota (0-1)**

2-15-03 L, 7-4

MISSISSIPPI* (22-9)

5-2-97	W, 2-1	Fayetteville
5-2-97	W, 2-1	Fayetteville
5-3-97	W, 5-1	Fayetteville
5-3-97	W, 6-2	Fayetteville
4-28-98	W, 2-1	Oxford
4-28-98	L, 4-3	Oxford
4-29-98	L, 1-0	Oxford
4-29-98	W, 3-0	Oxford
5-7-99	W, 4-1	Fayetteville
5-7-99	W, 3-2	Fayetteville
5-8-99	W, 6-0	Fayetteville
5-8-99	W, 4-2	Fayetteville
5-3-00	W, 3-0	Oxford
5-3-00	W, 2-0	Oxford
5-4-00	W, 5-0	Oxford
5-4-00	W, 7-3	Oxford
4-18-01	W, 2-1	Fayetteville
4-18-01	W, 2-0	Fayetteville
4-19-01	W, 2-0	Fayetteville
4-17-02	W, 1-0	Oxford
4-17-02	L, 3-2	Oxford
4-18-02	W, 5-2	Oxford
3-12-03	L, 3-2	Fayetteville
3-12-03	W, 4-1	Fayetteville
3-13-03	W, 4-2	Fayetteville
3-13-04	L, 5-4 (11)	Oxford
3-14-04	L, 2-0	Oxford
3-14-04	W, 1-0 (9)	Oxford
5-3-05	L, 2-1	Fayetteville
5-3-05	L, 4-1	Fayetteville
5-4-05	L, 1-0 (9)	Fayetteville

MISSISSIPPI STATE* (13-21)

3-28-97	L, 3-2	Starkville
3-27-97	W, 4-0	Starkville
3-28-97	W, 10-4	Starkville
3-28-97	W, 2-1	Starkville
3-27-98	L, 6-0	Fayetteville
3-27-98	W, 2-1	Fayetteville
3-28-98	L, 3-2	Fayetteville
3-28-98	L, 6-2	Fayetteville
4-3-99	L, 5-2	Starkville
4-3-99	L, 4-0	Starkville
4-4-99	L, 7-2	Starkville
4-4-99	L, 4-2	Starkville
3-31-00	W, 2-1	Fayetteville (19)
3-31-00	L, 4-3	Fayetteville (19)
4-1-00	L, 4-3	Fayetteville (19)
4-1-00	L, 4-0	Fayetteville (19)
5-11-00	W, 2-1	Columbus, Ga. (19)
4-28-01	L, 2-1	Starkville
4-18-01	L, 1-0	Starkville
4-19-01	L, 3-0	Starkville
5-12-01	W, 7-2	Chattanooga, Tenn.
4-27-02	W, 1-0	Fayetteville
4-27-02	W, 7-6	Fayetteville
4-28-02	W, 7-0	Fayetteville
5-10-02	L, 5-1	Chattanooga, Tenn.
4-18-03	W, 5-1	Starkville
4-18-03	L, 3-2	Starkville
4-19-03	W, 4-1	Starkville
4-17-04	L, 2-0	Fayetteville
4-17-04	L, 8-0 (6)	Fayetteville
4-18-04	W, 4-2	Fayetteville
4-16-05	L, 5-4	Starkville
4-16-05	L, 1-0	Starkville
4-17-05	L, 2-1	Starkville

Mississippi Valley State (5-0)

2-28-04	W, 4-0	Fayetteville
2-28-04	W, 8-4	Fayetteville
2-29-04	W, 5-1	Fayetteville
3-5-05	W, 8-2	Fayetteville
3-6-05	W, 9-1 (6)	Fayetteville

Missouri (2-1)

2-27-00	W, 6-2	Fayetteville
2-27-00	W, 5-1	Fayetteville
2-8-04	L, 5-3	Gainesville, Fla.

Missouri-Kansas City (2-0)

2-8-03	W, 1-0	St. Augustine, Fla.
2-26-05	W, 7-1	Fayetteville

Missouri Southern (1-1)

3-3-99	L, 2-1	Fayetteville
3-3-99	W, 6-0	Fayetteville

Missouri State (10-15)

3-1-97	L, 4-0	Fayetteville
3-2-97	L, 5-2	Fayetteville
4-16-97	L, 6-0	Springfield
4-16-97	L, 8-3	Springfield
3-21-98	L, 3-0	Sacramento, Calif.
3-25-98	L, 1-0	Springfield
3-25-98	L, 4-2	Springfield
3-24-99	L, 3-0	Springfield

Tucson, Ariz.

3-24-99	L, 3-2
4-7-99	W, 2-1
4-7-99	W, 2-1
3-8-00	L, 5-4
3-8-00	L, 10-2
4-12-00	L, 1-0
4-12-00	W, 5-0
3-15-01	W, 5-4
3-15-01	W, 5-0
4-24-02	W, 4-0
4-24-02	W, 4-3
4-29-03	L, 7-0
4-29-03	L, 5-4
3-24-04	W, 6-5 (10)
3-24-04	W, 2-0
4-13-05	L, 5-3
4-13-05	W, 4-0

Nevada (1-0)

2-4-05 W, 3-1

San Luis Obispo, Calif.

New Mexico State (1-2)

2-26-99	W, 6-2
2-28-99	L, 3-2
2-13-05	L, 8-3

Las Cruces
Las Cruces
Las Cruces**Nicholls State (1-0)**

2-21-98 W, 2-1

Monroe, La.

Northern Illinois (1-0)

2-21-04 W, 1-0 (8)

Las Vegas, Nev.

Northwestern (0-2)

5-20-00	L, 4-1
2-15-03	L, 8-0

Norman, Okla.
Tucson, Ariz.**Northwestern State (2-6)**

2-20-98	L, 5-1
2-11-00	L, 2-1
2-12-00	W, 5-3
2-22-04	L, 6-1 (5 rain)
5-9-04	L, 2-0
5-9-04	L, 6-3 (8)
3-5-05	L, 5-2
3-6-05	W, 2-1

Monroe, La.
Arlington, Texas
Arlington, Texas
Las Vegas, Nev.
Fayetteville
Fayetteville
Fayetteville
Fayetteville**Notre Dame (2-2)**

2-26-00	W, 4-2
2-26-00	L, 2-1
2-24-01	L, 4-3
2-25-01	W, 2-0

Fayetteville
Fayetteville
Fayetteville (14)
Fayetteville (14)**Ohio State (2-1)**

3-4-00	W, 2-0
3-2-01	L, 2-1
3-4-01	W, 1-0

Miami, Fla.
Miami, Fla.
Miami, Fla.**Oklahoma (0-8)**

2-13-00	L, 5-3
2-23-00	L, 0-3
2-23-00	L, 6-2
2-10-01	L, 8-0
2-20-01	L, 2-0
2-20-01	L, 3-2
3-2-05	L, 12-0 (5)
3-2-05	L, 8-0 (6)

Arlington, Texas (8)
Norman (8)
Norman (8)
Arlington, Texas(2)
Fayetteville (2)
Fayetteville (2)
Norman (12)
Norman (12)**Oklahoma City (11-6-1)**

3-1-97	L, 9-1
2-21-98	L, 3-2
4-14-98	W, 1-0
4-14-98	L, 5-3
2-16-99	W, 8-7
2-16-99	W, 7-3
3-6-99	W, 4-3
3-7-99	W, 3-2
4-4-00	W, 2-1
4-4-00	W, 5-0
4-24-01	W, 2-1
4-23-02	W, 2-0
4-23-02	tie 0-0
3-25-04	L, 1-0
3-25-04	L, 5-1
4-19-05	L, 1-0
4-19-05	W, 7-4

Fayetteville
Monroe, La.
Fayetteville
Fayetteville
Fayetteville
Fayetteville
Fayetteville
Fayetteville
Fayetteville
Fayetteville
Fayetteville
Fayetteville (rain)
Fayetteville
Fayetteville
Fayetteville
Fayetteville**Oklahoma State (2-2)**

4-11-01	W, 3-0
5-10-02	W, 3-0
3-31-04	L, 2-1
3-29-05	L, 4-3

Stillwater
Fayetteville
Stillwater
Fayetteville**Oregon (3-1)**

2-23-02	W, 5-1
2-23-02	L, 3-0
2-24-02	W, 8-5
2-2-03	W, 3-1

Fayetteville
Fayetteville
Fayetteville
San Marcos, Texas**Oregon State (0-2)**

2-26-99	L, 10-1
5-19-00	L, 4-1

Las Cruces
Norman, Okla. (13)**Pacific (0-3)**

3-18-97	L, 2-1
3-18-97	L, 6-2
3-20-98	L, 5-1

Stockton, Calif. (19)
Stockton, Calif. (19)
Sacramento, Calif.**Pittsburgh (1-0)**

3-3-00 W, 2-0

Miami, Fla.

Pittsburg State (2-0)

2-20-99	W, 9-0
2-21-99	W, 7-1

Fayetteville
Fayetteville**Purdue (2-1)**

3-13-99	L, 11-10
2-12-00	W, 3-2
2-13-05	W, 7-6

San Diego, Calif.
Arlington, Texas
Las Cruces, N.M.**Sam Houston State (0-1)**

2-20-05 L, 1-0

Corpus Christi, Texas

San Diego State (1-1)

2-21-97	L, 5-2
2-19-00	W, 2-1

San Diego
San Diego**San Jose State (0-1)**

3-21-97 L, 4-3

Sacramento, Calif.

SOUTH CAROLINA* (9-16)

4-10-98	L, 2-1
4-10-98	W, 5-4
4-16-99	W, 1-0
4-16-99	W, 1-0
5-13-99	W, 4-1
4-15-00	W, 4-0
4-15-00	W, 4-3
5-13-00	W, 3-1
5-14-00	L, 2-1
3-10-01	L, 2-1
3-10-01	L, 1-0
3-11-01	W, 4-0
5-12-01	L, 1-0
3-9-02	L, 4-0
3-9-02	W, 5-2
3-10-02	L, 4-1
3-25-03	L, 5-2
3-25-03	L, 6-1
3-26-03	L, 5-1
3-16-04	L, 6-1
3-16-04	L, 2-1 (8)
3-17-04	L, 6-5
3-8-05	L, 6-1
3-8-05	L, 3-0
3-9-05	L, 5-3

Columbia
Columbia
Fayetteville
Fayetteville
Columbus, Ga.
Columbia (19)
Columbia (19)
Columbus, Ga. (25)
Columbus, Ga. (25)
Fayetteville (18)
Fayetteville (18)
Fayetteville (18)
Chattanooga, Tenn. (22)
Columbia (24)
Columbia (24)
Columbia (24)
Fayetteville (14)
Fayetteville (14)
Fayetteville (14)
Columbia (15)
Columbia (15)
Columbia (15)
Fayetteville
Fayetteville
Fayetteville**South Florida (0-1)**

2-6-04 L, 4-2

Gainesville, Fla.

Southern Mississippi (3-2)

2-11-00	L, 7-0
3-21-02	W, 2-1
3-21-02	W, 3-2
4-1-03	W, 2-1
4-1-03	L, 7-6

Arlington, Texas
Hattiesburg, MS
Hattiesburg, MS
Fayetteville
Fayetteville**Southwest Texas (0-1)**

1-31-03 L, 4-1

San Marcos, Texas

Stanford (0-2)

2-22-97	L, 4-3
2-18-00	L, 8-2

San Diego, Calif.
San Diego, Calif. (21)**Stephen F. Austin (0-3)**

2-11-00	L, 1-0
3-16-05	L, 9-5
3-16-05	L, 7-6

Arlington, Texas
Fayetteville
Fayetteville**TENNESSEE* (10-15)**

4-27-97	L, 8-0
4-27-97	L, 9-2
4-26-98	W, 5-3
4-26-98	W, 2-0
5-8-98	L, 2-1
4-27-99	L, 3-0
4-27-99	L, 9-1
5-15-99	W, 3-2
5-16-99	W, 3-1
4-28-00	W, 2-1
4-28-00	W, 5-3
4-14-01	L, 4-2
4-14-01	W, 3-0
4-15-01	L, 4-2
4-13-02	W, 6-0
4-13-02	L, 8-2
4-14-02	W, 4-0
4-5-03	L, 1-0
4-5-03	L, 9-2

Knoxville
Knoxville
Fayetteville
Fayetteville
Columbus, Ga.
Knoxville
Knoxville
Columbus, Ga.
Columbus, Ga.
Fayetteville
Fayetteville
Knoxville
Knoxville
Fayetteville
Fayetteville
Knoxville
Knoxville

4-6-03	L, 2-0
4-3-04	L, 7-3
4-3-04	W, 6-3
4-4-04	L, 6-0
4-3-05	L, 6-0
4-3-05	L, 2-1

Knoxville
Fayetteville (12)
Fayetteville (12)
Fayetteville (12)
Knoxville (4)
Knoxville (4)**Tennessee - Chattanooga (0-1)**

2-6-04 L, 1-0 (9)

Gainesville, Fla.

Tennessee Tech (2-0)

4-3-03	W, 2-1
4-3-03	W, 7-1

Cookeville, Tenn.
Cookeville, Tenn.**Texas (0-1)**

5-17-02 L, 6-2

Norman, Okla.

Texas-Arlington (2-1)

2-12-99	W, 2-1
2-11-05	W, 5-4
2-18-05	L, 3-0

Arlington
Las Cruces, N.M.
Corpus Christi, Texas**Texas - El Paso (1-0)**

2-21-04 W, 5-0

Las Vegas, Nev.

Texas-San Antonio (0-1)

2-12-99 L, 3-2

Arlington, Texas

Texas A&M (0-4)

2-13-99	L, 0-2
2-15-02	L, 2-0 (9)
2-17-02	L, 2-0
5-16-02	L, 6-2

Arlington, Texas
College Station, Texas
College Station, Texas
Norman, Okla.**Texas A&M-Corpus Christi (0-2)**

2-1-03	L, 3-0
2-18-05	L, 2-0

San Marcos, Texas



Offensive Records

Batting Average

Individual Season

(Min. 10 AB)

.435	Heather Schlichtman (10-23), 2003
.363	Rachel LeMaster (73-201), 2005
.352	Brett Erickson (80-227), 2000
.345	Kim Eiben (58-168), 2003
.326	Kim Bryant (46-141), 1997
.326	Jen Cirigliano (57-175), 1997

Individual Career

.331	Rachel LeMaster (118-352), 2004-present
.326	Kim Bryant (46-141), 1997
.294	Brett Erickson (184-626), 1997,99-00
.292	Dana Gulick (215-737), 1997-00
.246	Blaire Perry (138-484), 2002-present

Team Season

.257	(458-1781)	2002
.248	(479-1932)	2000
.246	(373-1519)	2003
.240	(398-1656)	2001
.239	(381-1596)	2005
.239	(455-1902)	1999

Slugging Percentage

Individual Season-(Min. 10 AB)

.565	Heather Schlichtman (23 AB), 2003
.497	Cortney Mitchell (163 AB), 2002
.476	Kim Eiben (168 AB), 2003
.467	Brett Erickson (227 AB), 2000
.439	Julie Young (164 AB), 2003

Individual Career

.418	Kim Bryant (141 AB), 1997
.408	Cortney Mitchell (343 AB), 2001-02
.404	Lisa Flores (136 AB), 1997
.390	Jen Cirigliano (757 AB), 1997-00
.383	Ruth Atkins (120 AB), 2003

Team Season

.323	(1781 AB)	2002
.319	(1596 AB)	2005
.319	(1519 AB)	2003
.318	(1932 AB)	2000
.309	(1481 AB)	1997
.304	(1902 AB)	1999

On Base Percentage

Individual Season

(Min. 10 AB)

.500	Heather Schlichtman (23 AB), 2003
.406	Brett Erickson (227 AB), 2000
.405	Kim Eiben (168 AB), 2003
.399	Rachel LeMaster (201 AB), 2005
.389	Lindsay Jarvis (14 AB), 1998
.375	Kim Bryant (141 AB), 1997

Individual Career

.389	Lindsay Jarvis (14 AB), 2000
.375	Kim Bryant (141 AB), 1997
.370	Ruth Atkins (120 AB), 2003
.366	Rachel LeMaster (352 AB), 2004-present
.363	Jen Cirigliano (757 AB), 1997-00
.356	Brett Erickson (626 AB), 1997,99-00

Team Season

.313	(1781 AB)	2002
.307	(1932 AB)	2000
.303	(1902 AB)	1999
.299	(1519 AB)	2003
.295	(1656 AB)	2001

Runs Scored

Individual Game

3	Ashley Carter vs Louisiana-Monroe, Feb. 27, 2005
3	Nicole Deeter vs Utah State, Feb. 28, 2003
3	Stephanie Hunter vs Houston, Feb. 9, 2001
3	Danica White vs Houston, Feb. 9, 2001
3	Tiffany Woolley vs Houston, Feb. 9, 2001
3	Danica White at #13 ALABAMA, March 17, 2000
3	Dana Gulick vs Oklahoma City, March 6, 1999
3	Dana Gulick vs Centenary, March 7, 1999
3	Dana Gulick vs UCSB, Feb. 27, 1998
3	Dana Gulick vs Kansas, March 20, 1998
3	Dana Gulick vs KENTUCKY, April 24, 1998

Individual Season

39	Dana Gulick, 1999
37	Dana Gulick, 2000
35	Dana Gulick, 1998
32	Mindy O'Malley, 2005
30	Rachel LeMaster, 2005
28	Allison Daniel, 1999
27	(twice)

Individual Career

119	Dana Gulick, 1997-00
76	Tiffany Woolley, 1999-02
75	Danica White, 1999-02
70	Andy Wharton, 1999-02
66	Blaire Perry, 2002-present
65	Julie Young, 2000-03

Team Game

14	vs Houston, Feb. 9, 2001
13	vs Georgia Southern, March 2, 2003
12	vs Bethune-Cookman, Feb. 13, 2000
12	at Jacksonville State, March 16, 1998
11	at #13 ALABAMA, March 17, 2000

Team Season

233	1999
227	2000
191	2002
175	2005
168	2003

Hits

Individual Game

4	Rachel LeMaster vs Miss. Valley State, March 6, 2005
4	Kim Eiben vs KENTUCKY, April 27, 2003
4	Lauren Hendrix vs Houston, Feb. 9, 2001
4	Dana Gulick at KENTUCKY, April 24, 1998
3	(76 players)

Individual Season

80	Brett Erickson, 2000
73	Rachel LeMaster, 2005
73	Dana Gulick, 1999
67	Blaire Perry, 2002
65	Danica White, 2000
63	Dana Gulick, 2000

Individual Career

224	Danica White, 1999-02
218	Jen Cirigliano, 1997-00
215	Dana Gulick, 1997-00
184	Brett Erickson, 1997,99-00
176	Kim Eiben, 2000-03

Team Game

19	vs Houston, Feb. 9, 2001
18	vs ALABAMA, March 21, 1999
18	at Jacksonville State, March 16, 1998
14	vs Mississippi Valley State, Feb. 28, 2004
14	vs Bethune-Cookman, Feb. 13, 2000
14	vs UC Santa Barbara, Feb. 27, 1998
14	at Florida International, Jan. 31, 2002

Team Season

479	2000
458	2002
455	1999
398	2001
381	2005
373	2003

Runs Batted In

Individual Game

6	Cortney Mitchell at Coastal Car., March 11, 2002
5	Erin Stokey at GEORGIA, April 14, 2000
4	(14 times)

Individual Season

36	Jen Cirigliano, 2000
33	Jen Cirigliano, 1999
31	Kallie Foglesong, 2005
30	Brett Erickson, 2000
30	Erin Stokey, 2000
30	Jen Cirigliano, 1998

Individual Career

120	Jen Cirigliano, 1997-00
95	Danica White, 1999-02
73	Kim Eiben, 2000-03
70	Julie Young, 2000-03
56	Brett Erickson, 1997,99-00

Team Game

13	vs Georgia Southern, March 2, 2003
13	vs Houston, Feb. 9, 2001
11	vs Bethune-Cookman, Feb. 13, 2000
10	vs Kentucky, April 24, 2005
10	vs Kentucky, April 23, 2005
9	at Jacksonville State, March 16, 1998
9	vs Kansas, March 20, 1998

Team Season

190	2000
176	1999
150	2002
148	2005
142	2003
131	2001

Doubles

Individual Game

3	Candice Swan vs Kansas, April 21, 2004
2	(17 times)



Individual Season

21	Brett Erickson, 2000
16	Danica White, 2000
14	Kim Eiben, 2003
12	Kallie Foglesong, 2005
12	Cortney Mitchell, 2002
12	Jen Cirigliano, 1999
12	Brett Erickson, 1999

Individual Career

40	Danica White, 1999-02
39	Kim Eiben, 2000-03
39	Jen Cirigliano, 1997-00
35	Brett Erickson, 1997,99-00
22	Cortney Mitchell, 2001-02

Team Game

5	vs Texas-Arlington, Feb. 11, 2005
5	vs #19 Mississippi State, April 1, 2000
4	(7 times)

Team Season

81	2000
61	2001
60	1999
53	2005
53	2002
49	1997

Triples

Individual Game

1	(several times)
---	-----------------

Individual Season

4	Danica White, 2002
4	Sheri Wahrmond, 1999
4	Sheri Wahrmond, 1998
4	Kim Bryant, 1997
3	Rachel LeMaster, 2005
3	Mindy O'Malley, 2005
3	Danica White, 2000

Individual Career

10	Sheri Wahrmond, 1998-00
7	Danica White, 1999-02
5	Brett Erickson, 1997,99-00
4	Lolly Landgraf, 1998-99
4	Kim Bryant, 1997

Team Game

3	vs Centenary, March 7, 1999
2	vs Virginia Tech, March 1, 2002
2	vs TENNESSEE, April 28, 2000
2	at Virginia, Feb. 25, 2000
2	vs AUBURN, April 4, 1998

Team Season

14	1999
11	1997
9	2005
9	2000
8	2003
8	2002

Home Runs

Individual Game

2	Dayna Huckabee at Centenary, March 23, 2005
2	Cortney Mitchell at Coastal Car., March 11, 2002
1	(several times)

Individual Season

7	Cortney Mitchell, 2002
5	Julie Young, 2003
5	Jen Cirigliano, 2000
5	Jen Cirigliano, 1999
5	Lisa Flores, 1997

Individual Career

12	Jen Cirigliano, 1997-00
10	Julie Young, 2000-03
8	Cortney Mitchell, 2001-02
7	Kallie Foglesong, 2004-present
5	Barbara-Jean Southmayd, 2003-present
5	Danica White, 1999-02
5	Lisa Flores, 1997

Team Game

2	vs KENTUCKY, April 23, 2005
2	at Centenary, March 23, 2005
2	vs SOUTH CAROLINA, March 9, 2005
2	vs Missouri, Feb. 8, 2004
2	at Georgia Tech, March 18, 2003
2	vs Texas Tech, Feb. 1, 2003
2	vs Tulsa, April 10, 2002
2	at Coastal Carolina, March 11, 2002
2	vs MISSISSIPPI, April 18, 2001
2	at #13 ALABAMA, March 18, 2000
2	vs ALABAMA, May 15, 1999

Team Season

19	2005
16	2003
16	2002
12	2000
12	1999
11	1997

Walks

Individual Game

3	Ashley Carter vs KENTUCKY, April 23, 2005
3	Dana Gulick vs #24 FLORIDA, March 25, 2000
3	Erin Stokey vs #24 FLORIDA, March 25, 2000
3	Jen Cirigliano at Virginia, Feb. 25, 2000
3	Aly Sartini at AUBURN, April 10, 1999
2	(several times)

Individual Season

28	Danica White, 1999
27	Jen Cirigliano, 1999
22	Jen Cirigliano, 2000
21	Brett Erickson, 1999
20	Danica White, 2002

Individual Career

82	Danica White, 1999-02
70	Jen Cirigliano, 1997-00
49	Brett Erickson, 1997,99-00
49	Dana Gulick, 1997-00
48	Aly Sartini, 1997-00

Team Game

12	vs #24 FLORIDA, March 25, 2000
7	vs KENTUCKY, April 23, 2005
7	vs Wisconsin, March 1, 2002
7	vs AUBURN, Feb. 12, 2000
6	(several times)

Team Season

146	1999
136	2000
115	1998
105	2002
94	2001

Stolen Bases

Individual Game

3	Rachel LeMaster vs KENTUCKY, April 24, 2005
3	Dana Gulick vs Centenary, March 7, 1999
3	Dana Gulick at Tulsa, April 1, 1998
2	Several times

Individual Season

33	Dana Gulick (33-36), 1999
27	Rachel LeMaster (27-31), 2005
20	Blaire Perry (20-27), 2002
17	Dana Gulick (17-20), 2000
17	Dana Gulick (17-22), 1998
16	Sheri Wahrmond (16-19), 1999

Individual Career

72	Dana Gulick (72-89), 1997-00
44	Blaire Perry (43-59), 2002-present
38	Andy Wharton (38-50), 1999-02
34	Rachel LeMaster (34-44), 2004-present
30	Mindy O'Malley (30-39), 2003-present
27	Tiffany Woolley (27-32), 1999-02
21	Sheri Wahrmond (21-31), 1998-00

Team Game

6	vs KENTUCKY, April 23, 2005
6	vs Loyola Marymount, March 13, 1999
5	vs Houston, Feb. 9, 2001
5	at Virginia, Feb. 25, 2000
5	at AUBURN, April 10, 1999
5	vs ALABAMA, March 21, 1999
5	vs Pittsburg State, Feb. 21, 1999

Team Season

97	(97-126)	1999
69	(69-100)	2002
60	(60-70)	2005
58	(58-83)	2004
56	(56-80)	2000
53	(53-75)	2003

Most Sacrifice Hits

Individual Game

3	Rachel LeMaster vs TENNESSEE, April 3, 2004
3	Julie Young at #19 S. CAROLINA, April 15, 2000
2	30 times

Individual Season

25	Blaire Perry, 2002
17	Tiffany Woolley, 1999
16	Dana Gulick, 2000
15	Blaire Perry, 2003
15	Andy Wharton, 2000



Individual Career

45	Tiffany Woolley, 1999-02
44	Blair Perry, 2002-present
38	Julie Young, 2000-03
37	Andy Wharton, 1999-02
32	Dana Gulick, 1997-00

Team Game

6	at Long Beach State, Feb. 8, 2002
5	at MISSISSIPPI, May 4, 2000
5	vs #24 TENNESSEE, May 15, 1999
5	at KENTUCKY, April 28, 1999
5	vs ALABAMA, March 21, 1999

Team Season

97	2000
96	2002
91	2001
86	1999
65	2003

Most Sacrifice Flies

Individual Season

3	Kallie Foglesong, 2005
3	Jen Cirigliano, 1999
2	Ashley Carter, 2005
2	Shana Easley, 2005
2	Kim Eiben, 2002
2	Kim Eiben, 2000
2	Aly Sartini, 2000
2	Gretchen Thompson, 1997

Individual Career

7	Jen Cirigliano, 1997-00
6	Sheri Wahrmond, 1998-00
5	Aly Sartini, 1997-00
4	Kallie Foglesong, 2004-present
4	Kim Eiben, 2000-03
4	Brett Erickson, 1997,99-00

Team Game

2	vs KENTUCKY, April 24, 2005
2	at MISSISSIPPI, May 4, 2000
2	vs Kansas, March 29, 2000
2	vs Texas Tech, March 13, 1999
2	vs TENNESSEE, April 26, 1998
2	vs Kansas, March 20, 1998

Team Season

11	2000
11	1999
10	2005
9	1998
6	1997
5	2001

Most At Bats

Individual Game

9	Brett Erickson vs ALABAMA, March 21, 1999
9	Aly Sartini vs ALABAMA, March 21, 1999
8	Dana Gulick vs ALABAMA, March 21, 1999
8	Tiffany Woolley vs ALABAMA, March 21, 1999
7	Lolly Landgraf vs ALABAMA, March 21, 1999
7	Danica White vs ALABAMA, March 21, 1999
7	Sheri Wahrmond vs ALABAMA, March 21, 1999
7	Kris Hightower vs UCSB, Feb. 27, 1998

Individual Season

235	Dana Gulick, 1999
231	Erin Stokey, 2000
227	Brett Erickson, 2000
223	Brett Erickson, 1999
223	Tiffany Woolley, 1999

Individual Career

807	Danica White, 1999-02
757	Jen Cirigliano, 1997-00
737	Dana Gulick, 1997-00
666	Tiffany Woolley, 1999-02
655	Kim Eiben, 2000-03

Team Game

71	vs ALABAMA, March 21, 1999
47	vs UC Santa Barbara, Feb. 27, 1998
43	at Florida International, Jan. 31, 2002
43	at Jacksonville State, March 16, 1998
42	at MISSISSIPPI, April 13, 2004
42	vs KENTUCKY, April 27, 2003

Team Season

1932	2000
1902	1999
1781	2002
1656	2001
1596	2005
1527	1998

Highest Stolen Base Pct.

Individual Season

(Min. 10 attempts)

.929	Mindy O'Malley (13-14), 2005
.917	Dana Gulick (33-36), 1999
.871	Rachel LeMaster (27-31), 2005
.867	Allie Benish (13-15), 2004
.857	Andy Wharton (12-14), 2000
.850	Dana Gulick (17-20), 2000
.846	Tiffany Woolley (11-13), 2002

Individual Career

.882	Allie Benish (15-17), 2003-04
.844	Tiffany Woolley (27-32), 1999-02
.809	Dana Gulick (72-89), 1997-00
.792	Julie Young (19-24), 2000-03
.773	Rachel LeMaster (34-44), 2004-present
.769	Mindy O'Malley (30-39), 2003-present
.760	Andy Wharton (38-50), 1999-02

Most Games Played

Individual Season

75	Dana Gulick, 2000
75	Erin Stokey, 2000
75	Danica White, 2000
75	Jen Cirigliano, 1999
75	Brett Erickson, 1999
75	Dana Gulick, 1999
75	Tiffany Woolley, 1999

Individual Career

280	Danica White, 1999-02
269	Tiffany Woolley, 1999-02
266	Jen Cirigliano, 1997-00
260	Andy Wharton, 1999-02
251	Kim Eiben, 2000-03

Team Season

75	2000
75	1999
68	2002
66	2001
62	2005
60	2003

Most Games Started

Individual Season

75	Danica White, 2000
75	Brett Erickson, 1999
75	Tiffany Woolley, 1999
74	Jen Cirigliano, 2000
74	Danica White, 1999

Individual Career

277	Danica White, 1999-02
265	Jen Cirigliano, 1997-00
244	Tiffany Woolley, 1999-02
240	Dana Gulick, 1997-00
231	Kim Eiben, 2000-03

Most Total Bases

Individual Season

106	Brett Erickson, 2000
90	Danica White, 2000
83	Dana Gulick, 1999
81	Rachel LeMaster, 2005
81	Cortney Mitchell, 2002
81	Jen Cirigliano, 1999

Individual Career

295	Jen Cirigliano, 1997-00
293	Danica White, 1999-02
238	Dana Gulick, 1997-00
235	Brett Erickson, 1997,99-00
231	Kim Eiben, 2000-03

Team Season

614	2000
579	1999
575	2002
509	2005
492	2001
485	2003

All Lady Razorback records are listed under the athletes' name at the time the record was achieved. This includes the letterwinner list. Many of our former athletes have changed their last names after marriage. This policy of "Your name when you did it" is to prevent confusion. The exception to the rule comes when an athlete marries and changes her name during her Arkansas career. This applies to Blair Woodward-Perry and Danica Howlett-White.



Defensive Records

Fielding Percentage

Individual Season

(Min. 40 chances)

1.000	Andy Wharton (40-4-0), 2001
.995	Danica White (389-42-2), 1999
.994	Shana Easley (419-43-3), 2004
.994	Lisa Nieman (133-24-1), 2003
.993	Danica White (381-39-3), 2002

Individual Career

(Min. 100 chances)

.992	Lisa Nieman (222-31-2), 2002-03
.989	Danica White (1302-162-16), 1999-02
.984	Samantha Buckner (288-26-5), 2005-present
.983	Shana Easley (950-92-17), 2003-present
.979	Kim Eiben (1563-100-35), 2000-03
.975	Rachel Talley (3-195-5), 1999-02
.975	Jennifer Bottoms (512-184-18), 1998-01
.975	Kim Bryant (323-26-9), 1997

Team Season

.966	(1348-724-72)	2001
.964	(1427-643-78)	2002
.959	(1202-561-76)	2003
.958	(1203-452-72)	2005
.957	(1579-792-106)	1999
.953	(1228-491-84)	2004

Chances

Individual Game

18	Shana Easley vs Marshall, April 9, 2004
17	Kim Eiben vs Texas A&M, Feb. 15, 2002
17	Danica White at MISSISSIPPI, May 04, 2000
17	Aly Sartini vs ALABAMA, March 21, 1999
17	Danica White vs ALABAMA, March 21, 1999

Individual Season

618	Jen Cirigliano, 1999
553	Kim Eiben, 2002
516	Kim Eiben, 2000
486	Jennifer Bottoms, 2001
465	Shana Easley, 2004

Individual Career

1698	Kim Eiben, 2000-03
1685	Jen Cirigliano, 1997-00
1480	Danica White, 1999-02
908	Tiffany Woolley, 1999-02
839	Aly Sartini, 1997-00

Team Game

86	vs ALABAMA, March 21, 1999
57	at #19 SOUTH CAROLINA, April 15, 2000
55	vs UC Santa Barbara, Feb. 27, 1998
50	at Florida International, Jan. 31, 2002
50	vs #24 TENNESSEE, May 15, 1999

Team Season

2495	2000
2477	1999
2148	2002
2144	2001
1913	1998

Putouts

Individual Game

16	Shana Easley vs Louisiana-Monroe, Feb. 26, 2005
16	Shana Easley vs Marshall, April 9, 2004
16	Kim Eiben vs Texas A&M, Feb. 15, 2002
16	Danica White at MISSISSIPPI, May 4, 2000
16	Danica White vs ALABAMA, March 21, 1999
15	Shana Easley vs AUBURN, March 13, 2004
15	Kim Eiben vs FLORIDA, March 22, 2003
15	Kim Eiben at Long Beach St., Feb. 8, 2002
15	Kim Eiben at Florida Int, Jan. 31, 2002
15	Jen Cirigliano vs #24 TENN, May 15, 1999

Individual Season

552	Jen Cirigliano, 1999
511	Kim Eiben, 2002
471	Kim Eiben, 2000
450	Jennifer Bottoms, 2001
419	Shana Easley, 2004

Individual Career

1563	Kim Eiben, 2000-03
1413	Jen Cirigliano, 1997-00
1302	Danica White, 1999-02
950	Shana Easley, 2003-present
606	Kris Hightower, 1997-99

Team Game

56	vs ALABAMA, March 21, 1999
36	at #19 SOUTH CAROLINA, April 15, 2000
36	vs UC Santa Barbara, Feb. 27, 1998
33	vs Marshall April 9, 2004
33	at FLORIDA March 21, 2004
33	at MISSISSIPPI, May 4, 2000

Team Season

1579	1999
1567	2000
1427	2002
1348	2001
1228	2004

Assists

Individual Game

8	Tiffany Woolley vs UCF, Feb. 2, 2002
8	Aly Sartini vs ALABAMA, March 21, 1999
8	Tiffany Woolley vs ALABAMA, March 21, 1999
7	(7 times)

Individual Season

177	Tiffany Woolley, 1999
157	Brett Erickson, 1997
154	Brett Erickson, 2000
153	Tiffany Woolley, 2002
148	Brett Erickson, 1999

Individual Career

558	Tiffany Woolley, 1999-02
459	Brett Erickson, 1997, 99-00
398	Aly Sartini, 1997-00
337	Tammy Kincaid, 1997-00
306	Heather Schlichtman, 2001-04

Team Game

37	vs MISSISSIPPI, May 4, 2005
27	vs ALABAMA, March 21, 1999
19	at #19 SOUTH CAROLINA, April 15, 2000
18	vs Texas A&M, Feb. 15, 2002
18	at Florida International, Jan. 31, 2002
18	vs GEORGIA, April 8, 2001
18	vs Baylor, Feb. 9, 2001

Team Season

802	2000
792	1999
724	2001
643	2002
597	1997

Errors

Individual Game

3	Rachel LeMaster vs LSU, April 6, 2004
3	Cortney Mitchell at FLORIDA, March 30, 2002
3	Tiffany Woolley vs #18 S. CAROLINA, March 10, 2001
3	Tiffany Woolley vs TENNESSEE, April 28, 2000
3	Tiffany Woolley at #7 LSU, April 21, 2000
3	Lindsay Jarvis vs CS-Northridge, Feb. 19, 2000
3	Jen Cirigliano vs ULM, March 12, 1999
3	Aly Sartini vs AUBURN, April 3, 1998

*Most Recent

Individual Season

31	Aly Sartini, 1997
29	Brett Erickson, 1997
27	Aly Sartini, 1998
26	Tiffany Woolley, 2000
25	Brett Erickson, 2000
25	Tiffany Woolley, 1999

Individual Career

89	Aly Sartini, 1997-00
71	Tiffany Woolley, 1999-02
66	Brett Erickson, 1997,99-00
46	Jen Cirigliano, 1997-00
35	Kim Eiben, 2000-03

Team Game

7	at Missouri State, March 8, 2000
7	vs Loyola Marymount, March 12, 1999
7	vs AUBURN, April 3, 1998
6	vs #21 Stanford, Feb. 18, 2000
6	vs Oregon State, Feb. 26, 1999

Team Season

136	1997
126	2000
121	1998
106	1999
84	2004

*Most recent occurrence of stat



Pitching Records

Wins

Individual Season

26	Heather Schlichtman (26-13), 2001
24	Tammy Kincaid (24-14), 2000
22	Tammy Kincaid (22-12), 1999
19	Heather Schlichtman (19-10), 2002
16	Rachel Talley (16-11), 1999

Individual Career

73	Heather Schlichtman (73-67), 2001-04
72	Tammy Kincaid (72-79), 1997-00
52	Rachel Talley (52-50), 1999-02
23	Jennifer Bottoms (23-28), 1998-01
22	Valanna Lyons (22-31), 2002-05

Team Season

46	(46-29)	1999
44	(44-31)	2000
39	(39-28)	2002
36	(36-30)	2001
24	(24-36)	2003

Earned Run Average (Min. 10 IP)

Individual Season

0.93	Heather Schlichtman (256.2 IP), 2001
1.21	Valanna Lyons (110.0 IP), 2002
1.26	Rachel Talley (172.2 IP), 2000
1.32	Tammy Kincaid (244.1 IP), 2000
1.38	Tammy Kincaid (244.1 IP), 1999

Individual Career

1.59	Heather Schlichtman (930.2 IP), 2001-04
1.66	Rachel Talley (686.1 IP), 1999-02
1.78	Tammy Kincaid (1051.1 IP), 1997-00
2.43	Jennifer Bottoms (374.0 IP), 1998-01
3.65	Valanna Lyons (375.0 IP), 2002-05

Team Season

1.18	(449.1 IP)	2001
1.49	(522.1 IP)	2000
1.57	(475.2 IP)	2002
1.75	(526.2 IP)	1999
1.94	(407.1 IP)	1998

Appearances

Individual Season

56	Gretchen Thompson, 1997
51	Tammy Kincaid, 2000
47	Heather Schlichtman, 2001
44	Heather Schlichtman, 2004
44	Tammy Kincaid, 1999

Individual Career

171	Tammy Kincaid, 1997-00
169	Heather Schlichtman, 2001-04
151	Rachel Talley, 1999-02
93	Valanna Lyons, 2002-05
92	Jennifer Bottoms, 1998-01

Complete Games

Individual Season

44	Tammy Kincaid, 1997
30	Tammy Kincaid, 1998
27	Heather Schlichtman, 2004
22	Heather Schlichtman, 2002
27	Heather Schlichtman, 2001

Individual Career

116	Tammy Kincaid, 1997-00
94	Heather Schlichtman, 2001-04
51	Rachel Talley, 1999-02
30	Jennifer Bottoms, 1998-01
25	Valanna Lyons, 2002-05

Team Season

58	1997
46	2001
46	1998
40	2000
38	2002

Saves

Individual Season

5	Tammy Kincaid, 2000
4	Rachel Talley, 2001
3	Sarah Topham, 2005
3	Rachel Talley, 2002
3	Jennifer Bottoms, 2000
3	Jennifer Bottoms, 1999

Individual Career

9	Rachel Talley, 1999-02
9	Tammy Kincaid, 1997-00
6	Heather Schlichtman, 2001-04
6	Jennifer Bottoms, 1998-01
4	Sarah Topham, 2004-present
4	Valanna Lyons, 2002-05

Team Season

8	2000
7	2002
7	1999
6	2001
5	2005
3	2003

Strikeouts

Individual Game

16	Heather Schlichtman vs Marshall, April 9, 2004
15	Katy Henry vs Louisiana-Monroe, Feb. 25, 2005
15	Heather Schlichtman vs AUBURN, March 13, 2004
15	Heather Schlichtman vs Wichita State, March 3, 2001
14	Heather Schlichtman at KENTUCKY, April 24, 2004
14	Heather Schlichtman vs Miss. Valley St., Feb. 29, 2004
14	Heather Schlichtman vs Appalachian, Feb. 7, 2004

Individual Season

305	Heather Schlichtman, 2004
203	Heather Schlichtman, 2001
200	Heather Schlichtman, 2002
200	Tammy Kincaid, 1997
193	Tammy Kincaid, 1999
178	Heather Schlichtman, 2003
178	Tammy Kincaid, 1998

Individual Career

886	Heather Schlichtman, 2001-04
745	Tammy Kincaid, 1997-00
608	Rachel Talley, 1999-02
272	Valanna Lyons, 2002-05
188	Jennifer Bottoms, 1998-01

Team Game

16	vs Louisiana-Monroe, Feb. 26, 2005
16	vs Marshall, April 9, 2004
15	vs AUBURN, March 13, 2004
15	vs Wichita State, March 3, 2001
15	at MISSISSIPPI, May 4, 2000
14	at KENTUCKY, April 24, 2004
14	vs Mississippi Valley State, Feb. 29, 2004
14	vs Appalachian, Feb. 7, 2004

Team Season

424	2002
415	1999
401	2004
370	2000
355	2001

Innings Pitched

Individual Game

16.0	Tammy Kincaid vs ALABAMA, March 21, 1999
12.0	Tammy Kincaid at #19 S. CAROLINA, April 15, 2000
12.0	Tammy Kincaid vs UCSB, Feb. 27, 1998
11.0	Heather Schlichtman vs Marshall, April 9, 2004
11.0	Heather Schlichtman at FLORIDA, March 21, 2004

Individual Season

309.2	Tammy Kincaid, 1997
266.0	Heather Schlichtman, 2004
256.2	Heather Schlichtman, 2001
253.0	Tammy Kincaid, 1998
244.1	Tammy Kincaid, 2000
244.1	Tammy Kincaid, 1999

Individual Career

1051.1	Tammy Kincaid, 1997-00
930.2	Heather Schlichtman, 2001-04
686.1	Rachel Talley, 1999-02
375.0	Valanna Lyons, 2002-05
374.0	Jennifer Bottoms, 1998-01

Team Game

19.0	vs Alabama, March 21, 1999
12.0	at #19 S. Carolina, April 15, 2000
12.0	vs UC Santa Barbara, Feb. 27, 1998
11.0	vs Marshall, April 9, 2004
11.0	at Florida, March 21, 2004
11.0	at Mississippi, May 4, 2000

Team Season

526.2	1999
522.1	2000
475.2	2002
449.1	2001
409.1	2004



Shutouts

Individual Season

11	Heather Schlichtman, 2001
9	Heather Schlichtman, 2002
8	Tammy Kincaid, 1999
7	Tammy Kincaid, 2000
6	Heather Schlichtman, 2004

Individual Career

26	Heather Schlichtman, 2001-04
19	Tammy Kincaid, 1997-00
15	Rachel Talley, 1999-02
9	Jennifer Bottoms, 1998-01
3	Valanna Lyons, 2002-05

Team Season

21	2001
17	1999
16	2002
14	2000
9	2004

Batters Faced

Individual Game

66	Tammy Kincaid vs ALABAMA, March 21, 1999
53	Tammy Kincaid vs UCSB, Feb. 27, 1998
49	Tammy Kincaid at #19 S. CAROLINA, April 15, 2000
47	Heather Schlichtman vs KENTUCKY, April 27, 2003
45	Heather Schlichtman at MISSISSIPPI, April 13, 2004
45	Heather Schlichtman at FLORIDA, March 21, 2004

Individual Season

1369	Tammy Kincaid, 1997
1088	Tammy Kincaid, 1998
1083	Heather Schlichtman, 2004
1029	Tammy Kincaid, 2000
1003	Heather Schlichtman, 2001

Individual Career

4471	Tammy Kincaid, 1997-00
3799	Heather Schlichtman, 2001-04
2787	Rachel Talley, 1999-02
1657	Jennifer Bottoms, 1998-01
1639	Valanna Lyons, 2002-05

Team Game

86	vs ALABAMA, March 21, 1999
53	vs UC Santa Barbara, Feb. 27, 1998
49	at #19 SOUTH CAROLINA, April 15, 2000
47	KENTUCKY, April 27, 2003
45	at MISSISSIPPI, April 13, 2004
45	at FLORIDA, March 21, 2004

Team Season

2201	2000
2178	1999
1947	2002
1795	2003
1781	2001

Strikeouts Looking

Individual Game

6	Heather Schlichtman vs N. Illinois, Feb. 21, 2004
6	Heather Schlichtman vs Fla. Int., March 2, 2001
5	Heather Schlichtman at KENTUCKY, April 24, 2004
5	Heather Schlichtman vs Marshall, April 9, 2004
5	Heather Schlichtman vs KENTUCKY, April 27, 2003
5	Heather Schlichtman vs ULM, Feb. 8, 2002
5	Heather Schlichtman vs Wichita State, March 3, 2001
5	Tammy Kincaid vs #21 Stanford, Feb. 18, 2000
5	Tammy Kincaid vs ALABAMA, March 21, 1999
5	Tammy Kincaid vs NMSU, Feb. 28, 1999
5	Tammy Kincaid vs Oklahoma City, Feb. 21, 1998

Individual Season

90	Heather Schlichtman, 2004
69	Heather Schlichtman, 2002
69	Tammy Kincaid, 1998
65	Heather Schlichtman, 2001
56	Tammy Kincaid, 2000

Individual Career

279	Heather Schlichtman, 2001-04
180	Tammy Kincaid, 1997-00
99	Rachel Talley, 1999-02
75	Valanna Lyons, 2002-05
65	Jennifer Bottoms, 1998-01

Team Game

6	vs Northern Illinois, Feb. 21, 2004
6	vs Florida International, March 2, 2001
6	at MISSISSIPPI, May 4, 2000

Team Season

123	2004
121	2002
110	2003
103	2000
99	1999

Lowest Opponent

Batting Average

Individual Season

.188	Heather Schlichtman (256.2 IP), 2001
.190	Heather Schlichtman (212.2 IP), 2002
.198	Heather Schlichtman (266.0 IP), 2004
.217	Rachel Talley (153.0 IP), 2002
.217	Tammy Kincaid (244.1 IP), 2000

Team Season

.208	(475.2 IP)	2002
.208	(449.1 IP)	2001
.226	(522.1 IP)	2000
.229	(409.1 IP)	2004
.237	(526.2 IP)	1999

Fewest Walks Allowed

(7-inning game)

Individual Career

1.22	Rachel Talley (686.1 IP), 1999-02
1.40	Tammy Kincaid (1051.1 IP), 1997-00
1.78	Katy Henry (148.2 IP), 2005-present
1.91	Jennifer Bottoms (374.0 IP), 1998-01
2.03	Heather Schlichtman (930.2 IP), 2001-04
2.12	Gretchen Thompson (72.2 IP), 1997

Team Season

1.22	(526.2 IP)	1999
1.32	(449.1 IP)	2001
1.39	(382.1 IP)	1997
1.56	(407.1 IP)	1998
1.76	(522.1 IP)	2000

Strikeouts

(7-inning game)

Individual Career

6.66	Heather Schlichtman (930.2 IP), 2001-04
6.20	Rachel Talley (686.1 IP), 1999-02
5.82	Katy Henry (149.2 IP), 2005-present
5.08	Valanna Lyons (375.0 IP), 2002-05
4.96	Tammy Kincaid (1051.1 IP), 1997-00
4.85	Sarah Topham (163.0 IP), 2004-present

Team Season

6.86	(409.1 IP)	2004
6.24	(475.2 IP)	2002
5.80	(400.2 IP)	2003
5.53	(449.1 IP)	2001
5.52	(526.2 IP)	1999



Alabama-Birmingham Blazers
 Location: Birmingham, AL
 Founded: 1969
 Enrollment: 16,697
 Colors: Forest Green and Old Gold
 Conference: Conference USA
 President: Dr. Carol Z. Garrison
 Athletic Director: Watson Brown
 Head coach: Marla Townsend
 Record at: 160-195 (six years)
 Overall Record: same
 Assistant coaches: Jennifer Collins and Kim Unkenholz
 2005 record: 23-37
 Conference finish: 7-16
 NCAA finish: N/A
 Letterwinners returning/lost: 8/8
 Newcomers: 7
 Softball SID: Chris Deal
 Office phone: (205) 934-0724
 Fax: (205) 934-7505
 Email: cdeal@uab.edu
 Press box phone: N/A
 Website: www.uabsports.com



Alcorn State Lady Braves
 Location: Alcorn State, MS
 Founded: 1871
 Enrollment: 3,193
 Colors: Purple and Gold
 Conference: SWAC
 President: Dr. Clint Bristow Jr.
 Athletic Director: Robert H.J. Raines
 Head coach: Kevin Montgomery
 Record at ASU: 0-0 (interim coach)
 Overall Record: same
 Assistant coaches: Yoland Brown
 2005 record: 19-19
 Conference finish: 12-12
 NCAA finish: N/A
 Letterwinners returning/lost: N/A
 Newcomers: N/A
 Softball SID: Josh Bean
 Office phone: (601) 877-6466
 Fax: (601) 877-3821
 Email: bean316@yahoo.com
 Press box phone: N/A
 Website: www.alcornsports.com



Centenary Ladies
 Location: Shreveport, LA
 Founded: 1825
 Enrollment: 905
 Colors: Maroon and White
 Conference: Mid-Continent
 President: Dr. Kenneth L. Schwab
 Athletic Director: Taylor Moore
 Head coach: Mark Montgomery
 Record at CC: 87-91 (three years)
 Overall Record: 159-122 (five years)
 Assistant coaches: Ian Young and Eva Harshman
 2005 record: 31-28
 Conference finish: 11-9
 NCAA finish: Regional
 Letterwinners returning/lost: 9/4
 Newcomers: 7
 Softball SID: David Pratt
 Office phone: (318) 869-5092
 Fax: (318) 869-5128
 Email: dpratt@centenary.edu
 Press box phone: N/A
 Website: www.gocentenary.com



Drake Bulldogs
 Location: Des Moines, IA
 Founded: 1881
 Enrollment: 5,227
 Colors: Blue and White
 Conference: Missouri Valley
 President: Dr. David Maxwell
 Athletic Director: Dave Blank
 Head coach: Rich Calvert
 Record at Drake: 81-72 (three years)
 Overall Record: same
 Assistant coach: Libby Hysell
 2005 record: 28-25
 Conference finish: 14-13
 NCAA finish: N/A
 Letterwinners returning/lost: 12/4
 Newcomers: N/A
 Softball SID: Lauri Pyatt
 Office phone: (515) 271-3740
 Fax: (515) 208-8295
 Email: lauri.pyatt@drake.edu
 Press box phone: N/A
 Website: www.drakebulldogs.org



Florida International Golden Panthers
 Location: University Park, Miami, FL
 Founded: 1972
 Enrollment: 34,000
 Colors: Blue and Gold
 Conference: Sun Belt
 President: Dr. Modesto A. Maidique
 Athletic Director: Rick Mello
 Head coach: Kim Gwydir
 Record at FIU: 274-232 (eight years)
 Overall Record: 390-301-1 (11 years)
 Assistant coaches: Meaghan Almon and Stuart Sachs
 2005 record: 35-27
 Conference finish: 12-8
 NCAA finish: N/A
 Letterwinners returning/lost: 13/5
 Newcomers: 6
 Softball SID: Kevin Hassett
 Office phone: (305) 348-6024
 Fax: (305) 348-2963
 Email: hassett@fiu.edu
 Press box phone: N/A
 Website: www.fiusports.com



Iowa Hawkeyes
 Location: Iowa City, IA
 Founded: 1847
 Enrollment: 29,697
 Colors: Black and Old Gold
 Conference: Big Ten
 President: David Skorton
 Athletic Director: Bob Bowlsby
 Head coach: Gayle Blevins
 Record at Iowa: 760-338-3 (18 years)
 Overall Record: 1,060-486-5 (26 years)
 Assistant coaches: Michelle Venturella and Amanda Scott
 2005 record: 50-14
 Conference finish: 12-6
 NCAA finish: Regional
 Letterwinners returning/lost: 10/3
 Newcomers: N/A
 Softball SID: Aaron Blau
 Office phone: (319) 335-9411
 Fax: (319) 335-9417
 Email: aaron-blau@uiowa.edu
 Press box phone: N/A
 Website: www.hawkeyesports.com



Jacksonville State Gamecocks
 Location: Jacksonville, AL
 Founded: 1883
 Enrollment: 9,061
 Colors: Red and White
 Conference: Ohio Valley
 President: Dr. William A. Meehan
 Athletic Director: Jim Fuller
 Head coach: Jana McGinnis
 Record at JSU: 395-231 (12 years)
 Overall Record: same
 Assistant coaches: Mark Wisener and Julie Boland
 2005 record: 42-16
 Conference finish: N/A
 NCAA finish: N/A
 Letterwinners returning/lost: 11/6
 Newcomers: 6
 Softball SID: Josh Underwood
 Office phone: (256) 782-5915
 Fax: (256) 782-5958
 Email: underwood@jsu.edu
 Press box phone: N/A
 Website: www.jsugamecocksports.com



Kansas Jayhawks
 Location: Lawrence, KS
 Founded: 1866
 Enrollment: 29,849
 Colors: Crimson and Blue
 Conference: Big 12
 Chancellor: Dr. Robert Hemenway
 Athletic Director: Lew Perkins
 Head coach: Tracy Bunge
 Record at KU: 282-245-1 (nine years)
 Overall Record: 374-312-1 (12 years)
 Assistant coaches: Jen Sewell and Christi Musser
 2005 record: 31-24
 Conference finish: 9-8
 NCAA finish: Regionals
 Letterwinners returning/lost: 8/6
 Newcomers: 7
 Softball SID: Laura Lesko
 Office phone: (785) 864-7942
 Fax: (785) 864-7944
 Email: lesko@ku.edu
 Press box phone: N/A
 Website: www.kuathletics.com



Louisiana-Monroe Lady Indians
Location: Monroe, LA
Founded: 1931
Enrollment: 9,275
Colors: Maroon and Gold
Conference: Southland
President: Dr. James E. Cofer, Sr.
Athletic Director: Bobby Staub
Head coach: Rosemary Holloway-Hill
Record at ULM: 540-674-3 (21 years)
Overall Record: 621-755-3 (26 years)
Assistant coach: Lacinda Norman
2005 record: 15-44
Conference finish: 5-22
NCAA finish: N/A
Letterwinners returning/lost: 13/4
Newcomers: 9
Softball SID: Judy Willson
Office phone: (318) 342-5463
Fax: (318) 342-5462
Email: willson@ulm.edu
Press box phone: N/A
Website: www.ulmathletics.com



Missouri State Bears
Location: Springfield, MO
Founded: 1905
Enrollment: 20,741
Colors: Maroon and White
Conference: Missouri Valley
President: Dr. Michael T. Nietzel
Athletic Director: Bill Rowe
Head coach: Holly Heese
Record at MSU: 440-433-2 (17 years)
Overall Record: same
Assistant coaches: Sue Frederick and Beth Perine
2005 record: 25-26-1
Conference finish: 16-11
NCAA finish: N/A
Letterwinners returning/lost: 10/6
Newcomers: 3
Softball SID: Larissa Weatherall
Office phone: (417) 836-5402
Fax: (417) 836-4868
Email: weatherall10@missouristate.edu
Press box phone: N/A
Website: www.missouristatebears.com



Missouri-Kansas City Kangaroos
Location: Kansas City, MO
Founded: 1933
Enrollment: 14,256
Colors: Blue and Gold
Conference: Mid-Continent
Chancellor: Guy H. Bailey
Athletic Director: Robert Thomas
Head coach: Carla Marchetti
Record at UMKC: 77-142 (five years)
Overall Record: 106-215 (six years)
Assistant coaches: Ken Kessler and Veronica Weaver
2005 record: 12-47
Conference finish: 8-16
NCAA finish: N/A
Letterwinners returning/lost: 8/5
Newcomers: 6
Softball SID: John Roushkolb
Office phone: (816) 235-1034
Fax: (816) 235-1035
Email: johnroushkolb@umkc.edu
Press box phone: N/A
Website: www.umckangaroos.com



Nicholls State Colonels
Location: Thibodaux, LA
Founded: 1948
Enrollment: N/A
Colors: Red and Grey
Conference: Southland
President: Dr. Stephen T. Hulbert
Athletic Director: Rob Bernardi
Head coach: Jenny Parsons
Record at NSU: 18-34 (one year)
Overall Record: N/A
Assistant coach: Allina Sainz
2005 record: 18-34
Conference finish: 10-17
NCAA finish: N/A
Letterwinners returning/lost: 11/5
Newcomers: N/A
Softball SID: Thad Angelloz
Office phone: (985) 448-4282
Fax: (985) 448-4490
Email: N/A
Press box phone: N/A
Website: www.colonelsports.com



North Carolina Tar Heels
Location: Chapel Hill, N.C.
Founded: 1789
Enrollment: 26,878
Colors: Carolina Blue and White
Conference: Atlantic Coast
Chancellor: Dr. James Moeser
Athletic Director: Dick Baddour
Head coach: Donna J. Papa
Record at UNC: 715-433-4 (20 years)
Overall Record: 744-448-4 (22 years)
Assistant coaches: Beverly Smith and Janelle Breneman
2005 record: 38-29
Conference finish: 9-9
NCAA finish: Regional
Letterwinners returning/lost: 13/4
Newcomers: 6
Softball SID: Bobby Hundley
Office phone: (919) 843-5678
Fax: (919) 962-0612
Email: bhundley@uncaa.unc.edu
Press box phone: N/A
Website: www.TarHeelBlue.com



North Dakota State Bison
Location: Fargo, N.D.
Founded: 1890
Enrollment: 12,099
Colors: Green and Yellow
Conference: Independent
President: Dr. Joseph A. Chapman
Athletic Director: Lynn Dorn
Head coach: Darren Mueller
Record at NDSU: 151-59 (four years)
Overall Record: same
Assistant coaches: Jamie Trachsel and Lindsey Graham
2005 record: 24-27
Conference finish: N/A
NCAA finish: N/A
Letterwinners returning/lost: 12/6
Newcomers: 4
Softball SID: Jeff Schwartz
Office phone: (701) 231-8332
Fax: (701) 231-8022
Email: jeff.schwartz@nds.edu
Press box phone: N/A
Website: www.gobison.com



Northwestern State Demons
Location: Natchitoches, LA
Founded: 1884
Enrollment: 9,847
Colors: Purple and White with Orange trim
Conference: Southland
President: Dr. Randall J. Webb
Athletic Director: Greg Burke
Head coach: Jeff Dabney
Record at NSU: First season
Overall Record: 203-150 (seven years)
Assistant coach: Becky McMurtry
2005 record: 35-28
Conference finish: 15-12
NCAA finish: N/A
Letterwinners returning/lost: 12/5
Newcomers:
Softball SID: Adam Johnson
Office phone: (318) 357-6467
Fax: (318) 357-4515
Email: sid_nsu@yahoo.com
Press box phone: N/A
Website: www.nsudemons.com



Oklahoma Sooners
Location: Norman, OK
Founded: 1890
Enrollment: 28,954
Colors: Crimson and Cream
Conference: Big 12
President: David L. Boren
Athletic Director: Joe Castiglione
Head coach: Patty Gasso
Record at OU: 544-179-1 (11 years)
Overall Record: 706-238-1 (16 years)
Assistant coaches: Melyssa Lombardi and Howard Dobson
2005 record: 50-17
Conference finish: 12-6
NCAA finish: Regional
Letterwinners returning/lost: 13/4
Newcomers: 6
Softball SID: Jessica Summers
Office phone: (405) 325-8372
Fax: (405) 325-7623
Email: jlsummers@ou.edu
Press box phone: N/A
Website: www.soonersports.com



Oklahoma City Stars
 Location: Oklahoma City, OK
 Founded: 1904
 Enrollment: 3,688
 Colors: Royal Blue and White
 Conference: Sooner Athletic
 President: Dr. Tom J. McDaniel
 Athletic Director: Jim Abbott
 Head coach: Phil McSpadden
 Record at OCU: 969-246 (18 years)
 Overall Record: N/A
 Assistant coach: Bobbi Towers
 2005 record: 47-16
 Conference finish: 20-2
 NAIA finish: World Series
 Letterwinners returning/lost: 9/5
 Newcomers: 5
 Softball SID: Rich Tortorelli
 Office phone: (405)208-5304
 Fax: (405) 208-5816
 Email: rtortorelli@okcu.edu
 Press box phone: N/A
 Website: www.okcu.edu/athletics



Oklahoma State Cowgirls
 Location: Stillwater, OK
 Founded: 1890
 Enrollment: 31,100
 Colors: Orange and Black
 Conference: Big 12
 President: Dr. David Schmidly
 Athletic Director: Mike Holder
 Head coach: Margaret Rebenar
 Record at OSU: 130-90 (four years)
 Overall Record: same
 Assistant coaches: Kim Ward and Shannon Sullivan
 2005 record: 35-24
 Conference finish: 7-11
 NCAA finish: Regional
 Letterwinners returning/lost: 12/4
 Newcomers: 5
 Softball SID: Chris Matthews
 Office phone: (405) 744-3875
 Fax: (405) 744-7754
 Email: christopher.matthews@okstate.edu
 Press box phone: N/A
 Website: www.okstate.com



Penn State Nittany Lions
 Location: University Park, PA
 Founded: 1855
 Enrollment: 41,445
 Colors: Blue and White
 Conference: Big Ten
 President: Dr. Graham Spanier
 Athletic Director: Tim Curley
 Head coach: Robin Petrini
 Record at PSU: 277-234-1 (nine years)
 Overall Record: same
 Assistant coaches: Kelly Kovach Schoenly and Jen McIntyre
 2005 record: 36-23
 Conference finish: 10-9
 NCAA finish: Regionals
 Letterwinners returning/lost: 14/2
 Newcomers: 6
 Softball SID: Stephanie Petulla
 Office phone: (814) 865-1757
 Fax: (814) 863-3165
 Email: sam252@psu.edu
 Press box phone: N/A
 Website: www.gopsusports.com



Tulsa Golden Hurricane
 Location: Tulsa, OK
 Founded: 1894
 Enrollment: 4,100
 Colors: Old Gold, Royal Blue and Crimson
 Conference: Conference USA
 President: Dr. Steadman Upham
 Athletic Director: Bubba Cunningham
 Head coach: John Bargfeldt
 Record at TU: First season
 Overall Record: same
 Assistant coaches: Jamie Boyd and Kirin Kumar
 2005 record: 31-30
 Conference finish: 11-7
 NCAA finish: N/A
 Letterwinners returning/lost: 10/5
 Newcomers: 5
 Softball SID: Jason West
 Office phone: (918) 631-2492
 Fax: (918) 631-3913
 Email: jason-west@utulsa.edu
 Press box phone: (918) 631-5426
 Website: www.tulsa-hurricane.com

Southeastern Conference



Alabama Crimson Tide
 Location: Tuscaloosa, Ala.
 Founded: 1831
 Enrollment: 20,969
 Colors: Crimson and White
 Conference: Southeastern
 President: Dr. Robert E. Witt
 Athletic Director: Mal Moore
 Head coach: Patrick Murphy
 Record at UA: 358-128 (seven years)
 Overall Record: 386-148 (eight years)
 Assistant coaches: Alyson Habetz and Vann Stuedeman
 2005 record: 63-15
 Conference finish: 23-7
 NCAA finish: WCWS Fifth Place (tie)
 Letterwinners returning/lost: 13/5
 Newcomers: 9
 Softball SID: John Hayden
 Office phone: (205) 348-6734
 Fax: (205) 348-8841
 Email: jhayden@ia.ua.edu
 Press box phone: N/A
 Website: www.RollTide.com



Auburn Tigers
 Location: Auburn, AL
 Founded: 1856
 Enrollment: 22,928
 Colors: Burnt Orange and Navy Blue
 Conference: Southeastern
 President: Dr. Ed Richardson
 Athletic Director: Jay Jacobs
 Head coach: Tina Deese
 Record at AU: 298-264-1 (nine years)
 Overall Record: 584-387-1 (17 years)
 Assistant coaches: Jack Byerley and Ashley Moore
 2005 record: 50-18
 Conference finish: 21-8
 NCAA finish: Regional
 Letterwinners returning/lost: 13/4
 Newcomers: 6
 Softball SID: Hank Hager
 Office phone: (334) 844-9800
 Fax: (334) 844-9807
 Email: hagerhp@auburn.edu
 Press box phone: N/A
 Website: www.auburntigers.com



Florida Gators
 Location: Gainesville, FL
 Founded: 1853
 Enrollment: 48,673
 Colors: Orange and Blue
 Conference: Southeastern
 President: Dr. Bernie Machen
 Athletic Director: Jeremy Foley
 Head coach: Tim Walton
 Record at UF: First year
 Overall Record: 123-64 (three years)
 Assistant coaches: Sondra Hall and Jennifer Jamie
 2005 record: 41-23
 Conference finish: 18-12
 NCAA finish: Regional
 Letterwinners returning/lost: 14/5
 Newcomers: 7
 Softball SID: Heidi Johnson
 Office phone: (352) 375-4683 ext. 6128
 Fax:
 Email: heidij@gators.uaa.ufl.edu
 Press box phone: (352) 379-3066
 Website: www.gatorzone.com



Georgia Bulldogs
 Location: Athens, GA
 Founded: 1785
 Enrollment: 33,660
 Colors: Red and Black
 Conference: Southeastern
 President: Dr. Michael Adams
 Athletic Director: Damon Evans
 Head coach: Lu Harris-Champer
 Record at UGA: 259-89 (five years)
 Overall Record: 468-153-1 (nine years)
 Assistant coaches: Sharon Perkins and Jessica Allister
 2005 record: 55-15
 Conference finish: 26-4
 NCAA finish: Super Regional
 Letterwinners returning/lost: 12/5
 Newcomers: 3
 Softball SID: Jared Benko
 Office phone: (706) 542-1621
 Fax: (706) 542-9339
 Email: jared@sports.uga.edu
 Press box phone: N/A
 Website: www.georgiabdogs.com



Kentucky Wildcats
 Location: Lexington, KY
 Founded: 1865
 Enrollment: 26,900
 Colors: Blue and White
 Conference: Southeastern
 President: Dr. Lee T. Todd
 Athletic Director: Mitch Barnhart
 Head coach: Eileen Schmidt
 Record at UK: 20-41 (one year)
 Overall Record: 82-102 (three years)
 Assistant coaches: Melissa Inouye and Brett Prosek
 2005 record: 20-41
 Conference finish: 4-25
 NCAA finish: N/A
 Letterwinners returning/lost: 12/7
 Newcomers: 6
 Softball SID: Amy Ratliff
 Office phone: (859) 257-3838
 Fax: (859) 323-4310
 Email: amy.ratliff@uky.edu
 Press box phone: N/A
 Website: www.ukathletics.com



Louisiana State Tigers
 Location: Baton Rouge, LA
 Founded: 1860
 Enrollment: 31,234
 Colors: Purple and Gold
 Conference: Southeastern
 President: Dr. William L. Jenkins
 Athletic Director: Skip Bertman
 Head coach: Yvette Girouard
 Record at LSU: 253-75 (five years)
 Overall Record: 1,012-325 (25 years)
 Assistant coaches: James DeFeo and Lori Osterberg
 2005 record: 31-23
 Conference finish: 12-18
 NCAA finish: N/A
 Letterwinners returning/lost: 16/1
 Newcomers: 4
 Softball SID: Melissa Reynaud
 Office phone: (225) 578-1869
 Fax: (225) 578-1861
 Email: mreynaud@lsu.edu
 Press box phone: N/A
 Website: www.lsusports.net



Mississippi Rebels
 Location: Oxford, MS
 Founded: 1848
 Enrollment: 16,498
 Colors: Cardinal Red and Navy Blue
 Conference: Southeastern
 Chancellor: Dr. Robert C. Khayat
 Athletic Director: Pete Boone
 Head coach: Missy Dickerson
 Record at Ole Miss: First year
 Overall Record: 112-56
 Assistant coaches: Tom McLaughlin and McKewn Dannelly
 2005 record: 30-28
 Conference finish: 10-20
 NCAA finish: N/A
 Letterwinners returning/lost: 13/4
 Newcomers: 5
 Softball SID: Joey Jones
 Office phone: (662) 915-7526
 Fax: (662) 915-7006
 Email: joeyj@olemiss.edu
 Press box phone: (662) 915-7851
 Website: www.olemisssports.com



Mississippi State Bulldogs
 Location: Starkville, MS
 Founded: 1878
 Enrollment: 15,934
 Colors: Maroon and White
 Conference: Southeastern
 President: Dr. J. Charles Lee
 Athletic Director: Larry Templeton
 Head coach: Jay Miller
 Record at MSU: 108-87 (three years)
 Overall Record: 817-502 (23 years)
 Assistant coaches: Bo Reid and Annie Smith
 2005 record: 35-31
 Conference finish: 12-18
 NCAA finish: Regionals
 Letterwinners returning/lost: 14/4
 Newcomers: 6
 Softball SID: Todd Anderson
 Office phone: (662) 325-7556
 Fax: (662) 325-3654
 Email: tanderson@athletics.msstate.edu
 Press box phone: N/A
 Website: www.msstateathletics.com



South Carolina Gamecocks
 Location: Columbia, S.C.
 Founded: 1801
 Enrollment: 25,140
 Colors: Garnet and Black
 Conference: Southeastern
 President: Dr. Andrew Sorensen
 Athletic Director: Eric Hyman
 Head coach: Joyce Compton
 Record at USC: 832-340-3 (19 years)
 Overall Record: 947-417-3 (23 years)
 Assistant coaches: Angela Thompson and Adrianna Baggetta
 2005 record: 28-28-1
 Conference finish: 11-16
 NCAA finish: N/A
 Letterwinners returning/lost: 13/4
 Newcomers: 9
 Softball SID: Ayanna Wakefield
 Office phone: (803) 777-8017
 Fax: (803) 777-2967
 Email: ayanna@gwm.sc.edu
 Press box phone: (803) 777-8428
 Website: www.uscsports.com



Tennessee Lady Volunteers
 Location: Knoxville, TN
 Founded: 1794
 Enrollment: 25,627
 Colors: Orange and White
 Conference: Southeastern
 President: Dr. John Petersen
 Athletic Director: Joan Cronan
 Co-Head coaches: Ralph Weekly and Karen Weekly
 Record at UT: 202-81-1 (four years)
 Overall Record: Ralph: 703-262-1 (18 years) and Karen: 425-178-1 (nine years)
 Assistant coach: Marty McDaniel
 2005 record: 67-15
 Conference finish: 20-8
 NCAA finish: WCWS Third Place
 Letterwinners returning/lost: 13/4
 Newcomers: 7
 Softball SID: Brian Davis
 Office phone: (865) 974-7478
 Fax: (865) 974-8875
 Email: bdavis16@utk.edu
 Press box phone: N/A
 Website: www.utladyvols.com



SEC Tournament
 Host: Georgia Bulldogs
 Athens, GA
 May 11-14

NCAA Regionals
 Campus Sites TBA
 May 19-24



NCAA Super Regionals
 Campus Site TBA
 May 26-27

Women's College World Series
 ASA Hall of Fame
 Oklahoma City, OK
 June 1-7



In only its ninth year of existence, SEC softball has made a name for itself across the nation.

The Southeastern Conference qualified six teams for the 2005 NCAA Tournament-Alabama, Auburn,

Florida, Georgia, Mississippi State and Tennessee. Alabama and Tennessee both went on to represent the SEC at the Women's College World Series. It was Alabama's third WCWS appearance, making them one of two SEC teams with multiple WCWS appearances since softball became a conference sport. The Lady Vols made their first ever appearance, finishing third in the WCWS.

The Georgia Bulldogs claimed the regular season championship and the Eastern Division title, while Alabama claimed the Western Division crown. Alabama won the SEC Tournament, outlasting Georgia to capture their 2nd SEC Tournament Championship.

Trailing only the Pac-10, the SEC qualified a then-record number six teams for the 2000 NCAA Softball Tournament. LSU, Arkansas, Mississippi State, Alabama, Florida and SEC Tournament Champion South Carolina all made the field of 48.

The sport came under the auspices of the Southeastern Conference in the 1996-97 season. Since that time, nine different conference teams have made appearances in the NCAA Championship, including three Women's College World Series berths-one by South Carolina in the inaugural season, Alabama in 2000 and LSU in 2001. LSU reached the semifinals in 2001 and finished the season ranked third nationally. In 1999, four teams earned bids to postseason, the second most by any conference.

Eight teams (Alabama, Auburn, Florida, Georgia, LSU, Mississippi State, South Carolina and Tennessee) have made Top 25 appearances and four teams have climbed into the Top 10 (Alabama, Georgia, LSU and Tennessee) of the NFCA/USA Today Poll. At least one SEC team has been ranked in the poll each week since the inception of SEC Softball. In 1999 alone, SEC teams made 29 appearances in the poll.

South Carolina is the flagship team of the league with a rich history in softball dating back 28 seasons. The Lady Gamecocks have made 11 NCAA Regional and three Women's College World Series appearances.

Mississippi State played softball for five seasons during the 1980's before resuming the sport when it was added to the SEC. Tennessee added softball in 1995-96, one year before its inception in the SEC. Alabama, Arkansas, Auburn, Florida, Georgia, Kentucky, LSU and Ole Miss began softball programs in 1996-97 to give the league 11 representatives (Vanderbilt does not sponsor softball).

The 1999 season was the first in which the conference was eligible for an automatic berth to the NCAA Championships.

In its first six seasons, the SEC has watched its newest sport gain in competitiveness and popularity. Two different teams have won the SEC regular season title as well as the tournament title. South Carolina has won both once and LSU has won both three times.

Southeastern Conference

- 42 NCAA Regional Appearances.
- Seven Women's College World Series Appearances.
- 56 NCAA Regional Wins.
- Eight different SEC teams have played in the NCAA Softball Championships.
- SEC Teams have been ranked in every NFCA/USA Today poll since the inception of SEC softball.
- SEC teams have made 105 Top 10 appearances in the NFCA/USA Today poll.
- SEC Teams have won 402 games over Top 25 opponents in the past five years.
- The SEC has made 38 appearances on FOX Sports Net South, including the last six SEC Tournament Championship Games.

1997

16-42 overall; 10-10 Home; 4-16 Away;
2-16 Neutral
12-16 SEC; 8-6 Home; 4-10 Away

Date Opponent W/L Score
San Diego State Classic—San Diego, Calif.

2-20	CS-Northridge	L	4-3
2-20	Univ. of Hawai'i	W	5-4
2-21	San Diego State	L	5-2
2-21	Long Beach	L	7-3
2-22	Stanford	L	4-3
2-22	CS-Sacramento	L	7-1
2-23	Michigan	L	6-0

Arkansas Super 8 Round Robin—Fayetteville, Ark.

3-1	SW Missouri	L	4-0
3-1	Creighton	W	2-1
3-1	Oklahoma City	L	9-1
3-2	Creighton	L	1-0 (8)
3-2	SW Missouri	L	5-2
3-5	at FLORIDA*	L	2-1 (9), 3-1

South Florida Tournament—Tampa, Fla.

3-7	Michigan State	L	8-0
3-7	Ball State	L	4-2 (8)
3-7	Hofstra	W	6-5 (8)
3-8	East Carolina	L	3-1 (9)
3-8	Florida State	L	4-0
3-14	ALABAMA*	W/L	9-1/3-2
3-15	ALABAMA*	W/L	2-1 (8)/7-1
3-17	at #2 Fresno St.	L	8-0 (5), 8-0 (5)
3-18	at #19 Pacific	L	2-1, 6-2

Sacramento State Tournament—Sacramento, Calif.

3-20	Wisconsin	L	5-0
3-21	CS Sacramento	L	3-1
3-21	Kansas	L	3-0
3-21	San Jose State	L	4-3
3-22	Toledo	L	2-1
3-28	MISS. STATE*	L/W	3-2/4-0
3-29	MISS. STATE*	W	10-4, 2-1
4-5	at AUBURN*	L	7-6 (10), 2-1 (8)
4-6	at AUBURN*	L	2-0, 9-0
4-9	Tulsa	L/W	4-3/9-7
4-13	GEORGIA*	W/L	2-1, 4-3
4-16	at SW Missouri	L	6-0, 8-3
4-18	LSU*	L	3-0, 2-1
4-19	LSU*	W/L	2-1 (8)/7-1
4-25	at KENTUCKY*	L/W	4-3/4-3
4-27	at TENNESSEE*	L	8-0 (5), 9-2
5-2	MISSISSIPPI*	W	2-1 (8), 2-1
5-3	MISSISSIPPI*	W	5-1, 6-2

1998

21-38 Overall; 10-9 Home; 8-15 Away;
3-14 Neutral
13-17 SEC; 8-6 Home; 5-11 Away

Date Opponent W/L Score
Northeast La. Invitational—Monroe, La.

2-20	Northwestern St.	L	3-2 (11)
2-20	Louisiana Tech	L	5-1
2-21	Oklahoma City	L	3-2
2-21	Nicholls State	W	2-1
2-21	Centenary	W	9-0 (6)

Santa Barbara Invitational—Santa Barbara, Calif.

2-27	Evansville	L	1-0
2-27	UCSB	L	9-8 (13)
2-28	Cal Poly SLO	L	2-0
3-1	Evansville	L	7-1
3-1	Cal Poly SLO	L	4-0

Lady Razorback Invitational—Fayetteville, Ark.

3-6	DePaul	L	6-2
3-6	Creighton	L	3-2
3-11	Kansas	L/W	4-2, 3-2
3-13	at ALABAMA*	L	7-1, 12-0
3-14	at ALABAMA*	L	7-0, 3-0
3-16	at Jacksonville St.	W	12-6, 1-0

at Cal St-Sac Tournament—Sacramento, Calif.

3-19	#15 California	L	7-0
3-20	#7 Hawai'i	L	3-0
3-20	Kansas	W	9-7
3-20	Pacific	L	5-1
3-21	SW Missouri	L	3-0
3-25	at SW Missouri	L	1-0, 4-2
3-27	MISS. STATE*	L/W	6-0/2-1
3-28	MISS. STATE*	L	3-2, 6-2
4-1	at Tulsa	W/L	4-1/2-1
4-3	AUBURN*	W/L	5-4/4-2
4-4	AUBURN*	W	5-4, 6-4
4-10	at S. CAROLINA*	L/W	2-1/5-4
4-12	at GEORGIA*	W	3-0, 2-1
4-14	Oklahoma City	W/L	1-0/5-3
4-17	at #11 LSU*	L	1-0, 1-0
4-19	at #11 LSU*	L	3-2, 8-0
4-22	FLORIDA*	L/W	2-1/4-3
4-24	KENTUCKY*	L/W	5-2/8-0
4-26	TENNESSEE*	W	5-3, 2-0
4-28	at MISSISSIPPI*	W/L	2-1/4-3
4-29	at MISSISSIPPI*	L/W	1-0/3-2

SEC Tournament—Columbus, Ga.

5-8	LOUISIANA STATE	L	2-1
5-8	TENNESSEE	L	2-1

1999

46-29 Overall; 26-6 Home; 8-11 Away;
12-12 Neutral
17-13 SEC; 11-5 Home; 6-8 Away

Date Opponent W/L Score
at UTA Tournament—Arlington, Texas

2-12	UTA	W	2-1
2-12	Tulsa	W	5-0
2-13	Texas A&M	L	2-0
2-13	Texas-San Antonio	L	3-2
2-14	Texas Tech	L	6-5
2-16	Oklahoma City	W	8-7, 7-3 (10)

Hampton Inn Invitational—Fayetteville, Ark.

2-20	Pittsburg State	W	9-0 (5)
2-20	McNeese State	W	2-1
2-21	McNeese State	W	7-2
2-21	Pittsburg State	W	7-1

at Troy Cox Softball Classic—Las Cruces, N.M.

2-26	#12 Oregon St.	L	10-1
2-26	New Mexico St.	W	6-2
2-27	Wichita State	W	7-4
2-27	Utah	L	4-2
2-27	Wichita State	W	1-0
2-28	New Mexico St.	L	3-2
3-3	Missouri So.	L/W	2-1, 6-0

Morning News Invitational—Fayetteville, Ark.

3-6	Oklahoma City	W	4-3
3-6	Centenary	W	9-1
3-7	Centenary	W	8-0
3-7	Oklahoma City	W	3-2

at San Jose State Invitational—San Jose, Calif.

3-12	Utah State	W	3-0
3-12	#6 Arizona St.	L	5-0
3-12	Loyola Marymount	L	5-1
3-13	Colorado State	W	2-0

3-13	Utah	L	6-0
3-13	Texas Tech	W	4-1
3-13	Loyola Marymount	W	4-3
3-13	Purdue	L	11-10
3-16	at Kansas	W/L	5-3, 6-1
3-20	ALABAMA*	W	5-4 (8), 4-2
3-21	ALABAMA*	L	6-3, 12-7 (19)
3-24	at SW Missouri	L	3-0, 3-2
3-26	at FLORIDA*	W/L	4-0, 2-0
4-2	at MISS. STATE*	L	5-2, 4-0
4-3	at MISS. STATE*	L	7-2, 4-2
4-7	SW Missouri	W	2-1, 2-1
4-9	at AUBURN*	W	1-0, 2-1
4-10	at AUBURN*	W	4-0, 4-0
4-16	#11 S. CAROLINA*	W	1-0, 1-0
4-18	GEORGIA*	W	3-2, 1-0 (8)
4-21	Tulsa	W	3-0, 2-1
4-23	LSU*	L	3-1, 4-0
4-24	LSU*	L/W	9-0, 2-1
4-27	at TENNESSEE*	L	3-0, 9-1
4-28	at KENTUCKY*	W/L	2-0, 4-2
5-7	MISSISSIPPI*	W	4-1, 3-2 (8)
5-8	MISSISSIPPI*	W	6-0, 4-2

SEC Tournament—Columbus, Ga.

5-13	SOUTH CAROLINA	W	4-1
5-14	#7 LSU	L	10-0 (5)
5-15	ALABAMA	W	3-2
5-15	TENNESSEE	W	3-2 (10)
5-16	TENNESSEE	W	3-2
5-16	#7 LSU	L	4-3 (10)

2000

44-31 Overall; 19-8 Home; 9-11 Away;
16-12 Neutral
19-11 SEC; 10-4 Home; 9-7 Away

Date Opponent W/L Score
UTA/Isuzu Motors Invitational—Arlington, Texas

2-11	#5 Southern Miss	L	7-0
2-11	Stephen F. Austin	L	1-0
2-11	Northwestern St.	L	2-1
2-12	Purdue	W	3-2
2-12	AUBURN	W	7-4
2-13	Bethune-Cookman	W	12-3
2-13	Northwestern St.	W	5-3
2-13	#8 Oklahoma	L	5-3

Campbell/Cartier Tournament—San Diego, Calif.

2-18	#3 Fresno State	L	1-0
2-18	#15 LBSU	L	2-1
2-19	#21 Stanford	L	8-2
2-20	CS-Northridge	W	1-0
2-20	San Diego State	W	2-1
2-23	at #8 Oklahoma	L	3-0/6-3

Morning News Invitational—Fayetteville, Ark.

2-25	Virginia	W	7-1/5-0
2-26	Notre Dame	W/L	4-2/2-0
2-27	Missouri	W	6-2/5-1

at Florida International Tournament—Miami, Fla.

3-3	Florida A&M	W	8-0
3-3	Pittsburgh	W	2-0
3-4	Ohio State	W	6-1
3-4	Florida A&M	L	5-0
3-5	Eastern Michigan	W	6-1
3-5	Wichita State	W	4-2
3-5	Florida Atlantic	W	7-3
3-8	at SW Missouri	L	5-4/10-2 (5)
3-17	at ALABAMA*	L/W	2-1/11-6
3-18	at ALABAMA*	L	3-0/8-6

Yearly Results

3-23	at Border War—Tulsa, Okla.		
	Tulsa	L	3-0
	OSU	Rained Out	
3-25	#24 FLORIDA *	W	2-1/8-7
3-29	KANSAS	L/W	4-2 (8)/5-2
3-31	#19 MISS. STATE*	W/L	2-1/1-0
4-1	#19 MISS. STATE *	L	4-3/ 4-0
4-4	#2 Oklahoma City	W	2-1 (10)/5-0
4-7	AUBURN *	W	2-0/6-2
4-8	AUBURN *	L/W	3-1/4-2
4-12	SW Missouri	L/W	1-0/5-0
4-14	at GEORGIA*	W	7-5/4-0
4-15	at #19 S. CAROLINA*	W	4-0/ 4-3 (12)
4-21	at #7 LSU*	L	3-1/7-0
4-22	at #7 LSU*	L	3-1/9-0
4-28	TENNESSEE *	W	2-1/5-3
4-30	KENTUCKY *	W	2-1/2-1
5-3	at MISSISSIPPI*	W	3-0/2-0
5-4	at MISSISSIPPI*	W	5-0/7-3 (11)

SEC Tournament—Columbus, Ga.

5-11	#22 MISS. STATE	W	2-1
5-12	#7 LSU	L	2-0
5-13	FLORIDA	W	2-1
5-13	#25 S. CAROLINA	W	3-1
5-14	#25 S. CAROLINA	L	2-1

NCAA Regionals—Norman, Okla.

5-18	CS-Northridge	W	5-0
5-19	#13 Oregon St.	L	4-1
5-20	Northwestern	L	5-0

2001

36-30 Overall; 15-11 Home; 11-13 Away;
10-6 Neutral
14-16 SEC; 9-5 Home; 5-10 Away

Date	Opponent	W/L	Score
2-9	Houston	W	14-10
2-9	Baylor	L	3-1
2-9	Bethune-Cookman	W	3-0
2-10	Illinois-Chicago	W	6-2
2-10	#2 Oklahoma	L	8-1

Mardi Gras Classic—Monroe, La.

2-17	Drake	W	2-1
2-17	Georgia Tech	W	3-2
2-18	Virginia Tech	W	1-0
2-18	Louisiana-Monroe	L	2-1
2-20	#2 Oklahoma	L	2-0/3-2

Morning News Invitational—Fayetteville, Ark.

2-23	Maine	W	2-0
2-24	#14 Notre Dame	L	4-3
2-25	#14 Notre Dame	W	2-0
2-25	Texas Tech	L	2-1
2-25	Texas Tech	W	1-0

Golden Panther Invitational—Miami, Fla.

3-2	Florida International	W	4-1
3-2	Ohio State	L	2-1
3-3	Wichita State	W	5-0
3-3	Florida Atlantic	L	2-1 (8)
3-4	Ohio State	W	1-0
3-10	#18 S. CAROLINA*	L	2-1/1-0
3-11	#18 S. CAROLINA*	W	4-0
3-14	at SW Missouri St.	W	5-4/5-0 (5)
3-17	at #4 ALABAMA*	L	1-0/4-0
3-18	at #4 ALABAMA*	L	3-0
3-20	at Samford	Rained Out	
3-21	at Georgia Tech	L	4-0
3-22	at Georgia State	W	7-0/L, 3-2
3-24	at AUBURN*	W	6-0/5-2

3-25	at AUBURN*	W	4-3
3-28	at Kansas	L/W	3-1/3-0
3-31	FLORIDA*	L	2-1/1-0
4-1	FLORIDA*	W	1-0
4-3	LSU*	L/W	3-0/3-2
4-4	LSU*	L	5-0
4-7	GEORGIA*	L/W	3-1/6-1
4-8	GEORGIA*	W	2-1 (8)
4-11	at Border War—Stillwater, Okla.		
	OSU	W	3-0
	Tulsa	W	10-1 (5)
4-14	at TENNESSEE*	L/W	4-2/3-0
4-15	at TENNESSEE*	L	4-2
4-18	MISSISSIPPI*	W	2-1 (8)/2-0
4-19	MISSISSIPPI*	W	2-0
4-24	Oklahoma City	W	2-0/2-1
4-28	at MISS. STATE*	L	2-1 (8)/1-0
4-29	at MISS. STATE*	L	3-0
5-5	KENTUCKY*	L/W	3-1/4-0
5-6	KENTUCKY*(FOX)	W	1-0

SEC Tournament — Chattanooga, Tenn.

5-10	#7 ALABAMA	L	2-0
5-11	KENTUCKY	W	1-0
5-12	MISS. STATE	W	7-2
5-12	#22 S. CAROLINA	L	1-0 (9)

2002

39-28-1 Overall; 15-9-1 Home; 14-12 Away;
10-7 Neutral

14-16 SEC; 9-6 Home; 5-10 Away

Date	Opponent	W/L	Score
1-31	at Florida Int.	W	5-3 (10)
	at Bethune-Cookman 3-Way—Daytona Beach, Fla.		
2-3	Bethune-Cookman	W	4-3 (8)/2-1
2-3	Central Florida	L/W	6-5/2-1
	at Long Beach State Classic—Long Beach, Calif.		
2-8	Loyola Marymount	W	2-1
2-8	Long Beach St.	W	2-1 (10)
2-9	UC-Riverside	W	4-2
2-9	Loyola Marymount	W	3-0
2-10	Long Beach St.	L	2-1 (8)
2-10	UC-Riverside	W	4-1

at Aggie Invitational—College Station, Texas

2-15	Utah	L	3-0
2-15	Texas A&M	L	2-1 (9)
2-16	Utah	W	1-0
2-16	Boston College	W	4-0
2-17	Texas A&M	L	2-0
2-23	Oregon	W/L	5-1/3-0
2-24	Oregon	W	8-5
2-27	at Oklahoma (DH)		Rained Out

at Frost Cutlery Classic—Chattanooga, Tenn.

3-1	Virginia Tech	W	5-0
3-1	Wisconsin	W	6-0
	Rest of Tournament Cancelled, Weather		
3-9	at #24 S. CAROLINA*	L/W	4-1/5-2
3-10	at #24 S. CAROLINA*	L	4-0
3-11	at Coastal Carolina	W	7-1/2-1
3-16	#17 ALABAMA*	W/L	2-0/5-4
3-17	#17 ALABAMA*	L	4-1
3-21	at Southern Miss	W	2-1/3-2
3-23	AUBURN*	W	6-3/4-0
3-24	AUBURN*	W	3-2
3-27	Kansas	L	2-1/3-0
3-30	at FLORIDA*	L	4-1/2-1
3-31	at FLORIDA*	W	4-1
4-2	#5 LSU*	L	3-0/4-0
4-3	#5 LSU*	L	5-0

4-6	at #23 GEORGIA*	L	3-2/4-3
4-7	at #23 GEORGIA*	L	3-1
4-10	Border War—Fayetteville, Ark.		
	OSU	W	3-0
	Tulsa	W	7-1
4-13	TENNESSEE*	W/L	6-0/8-2
4-14	TENNESSEE*	W	4-0
4-17	at MISSISSIPPI*	W/L	1-0/3-2
4-18	at MISSISSIPPI*	W	5-2
4-23	Oklahoma City	W	2-1 (8)/0-0T
4-24	SW Missouri	W	4-0/4-3 (10)
4-27	MISS. STATE*	W	1-0/7-6
4-28	MISS. STATE*	W	7-0
5-2	at KENTUCKY*	L	6-5 (8)
5-3	at KENTUCKY*	L/W	4-0/7-2

SEC Tournament-Chattanooga, Tenn.

5-9	#18 ALABAMA	L	2-1
5-10	MISS. STATE	L	5-1

NCAA Regional Tournament-Norman, Okla.

5-16	#23 Texas A&M	L	6-2
5-17	Army	W	2-0
5-17	#8 Texas	L	6-2

2003

24-36 Overall; 7-12 Home; 8-17 Away;
9-7 Neutral

8-22 SEC; 4-11 Home; 4-11 Away

DATE	OPPONENT	W/L	Score
	at SWT/CenturyTel Classic—San Marcos, Texas		
1-31	Southwest Texas	L	4-1
1-31	Houston	W	5-4
2-1	Texas Tech	W	6-5
2-1	TX A&M-Corpus Christi	L	3-0
2-2	Oregon	W	3-1
	at UCF/Triple Crown Tournament—St. Augustine, Fla.		
2-7	Evansville	L	2-0
2-7	Jacksonville	L	3-2
2-8	UMKC	W	1-0
2-8	Central Florida	W	6-2
	at Pepsi/Arizona Invitational—Tucson, Ariz.		
2-14	#6 Washington	L	12-3
2-15	Northwestern	L	8-0
2-15	Minnesota	L	7-4
2-16	#2 Arizona	L	9-1
2-22	Akron	W/W	4-3/8-4
	at Desert Classic—St. George, Utah		
2-28	Utah State	W/W	7-0/9-0
3-2	Georgia Southern	W	13-6
3-3	CS-Northridge	L	7-4
3-3	Georgia Southern	W	3-2
3-8	at #20 ALABAMA*	L/L	7-1/4-3
3-9	at #20 ALABAMA*	L	5-0
3-12	MISSISSIPPI*	L/W	3-2/4-1
3-13	MISSISSIPPI*	W	4-2
3-15	at AUBURN*	W	4-1
3-16	at AUBURN*	L	2-0/3-2
3-18	at Georgia Tech	L/W	3-2/3-2
3-22	FLORIDA*	L/W	2-1/2-1
3-23	FLORIDA*	L	5-1
3-25	#14 S. CAROLINA*	L	5-2/6-1
3-26	#14 S. CAROLINA*	L	5-1
3-29	#9 GEORGIA*	L	6-1/11-0
3-30	#9 GEORGIA*	L	4-0
4-1	Southern Miss	W/L	2-1/7-6
4-3	at Tennessee Tech	W	2-1/7-1
4-5	at TENNESSEE*	L	1-0/9-2
4-6	at TENNESSEE*	L	2-0
4-16	at Kansas	W/L	5-1/1-0



4-18	at MISS. STATE* W/L	5-1/3-2
4-19	at MISS. STATE* W	4-1
4-22	at #11 LSU* L/W	10-1/6-5
4-23	at #11 LSU* L	8-0
4-26	KENTUCKY* W/L	2-1/4-0
4-27	KENTUCKY* L	7-6
4-29	SW Missouri St. L	7-0/5-4

2004

18-40 Overall; 8-20 Home; 6-15 Away;

4-5 Neutral

6-24 SEC; 2-13 Home; 4-11 Away

DATE OPPONENT W/L Score

at Florida Tournament—Gainesville, Fla.

2-6	Chattanooga L	1-0 (9)
2-6	South Florida L	4-2
2-7	Appalachian W	1-0
2-7	FLORIDA L	4-3
2-8	Missouri L	5-3

at Georgia State Tournament—Atlanta, Ga.

2-14 Tournament Cancelled, Weather

at UNLV Tournament—Las Vegas, Nev.

2-20	UNLV W	1-0
2-21	Texas-El Paso W	5-0
2-21	Butler W	5-3
2-21	Northern Illinois W	1-0 (8)
2-22	Northwestern St. L	6-1 (5)
2-28	Miss. Valley St. W	4-0/8-4
2-29	Miss. Valley St. W	5-1
3-6	#8 ALABAMA* L	8-3/4-2
3-7	#8 ALABAMA* L	7-1
3-13	AUBURN* L	1-0 (9)
3-14	AUBURN* L	9-0 (6)/3-0
3-16	at #15 S. CAROLINA* L	6-1/2-1 (8)
3-17	at #15 S. CAROLINA* L	6-5
3-19	at Jacksonville W	2-1
3-20	at #17 FLORIDA* L	3-1/7-2
3-21	at #17 FLORIDA* W	5-4 (11)
3-24	SW Missouri St. W	6-5 (10)/2-0
3-25	Oklahoma City L	1-0/5-1
3-27	at #5 GEORGIA* L	8-0 (6)/5-2
3-28	at #5 GEORGIA* L	2-1

3-31 Border War-Stillwater, Okla.

	Tulsa L	6-0
	Oklahoma St. L	2-1
4-3	#12 TENNESSEE* L/W	7-3/6-3
4-4	#12 TENNESSEE* L	6-0
4-6	#4 LSU* L	7-0/8-0
4-7	#4 LSU* L	10-1 (5)
4-9	Marshall W	1-0 (11)
4-10	Marshall L	3-0
4-13	at MISSISSIPPI* L	5-4 (11)
4-14	at MISSISSIPPI* L/W	2-0/1-0 (9)
4-17	MISS. STATE* L	2-0/8-0 (6)
4-18	MISS. STATE* W	4-2
4-21	Kansas L	5-4 (10)
4-21	Kansas L	1-0 (6)
4-24	KENTUCKY* W/L	1-0 (8)/8-5
4-25	KENTUCKY* W	5-1
4-29	at Wichita State L	1-0/3-0
5-9	Northwestern St. L	2-0/6-3 (8)

*Southeastern Conference Games

Series Records

School	W	L	Pct.	LAST
Akron	2	0	1.000	2003
ALABAMA*	7	24	.226	2004
Appalachian	1	0	1.000	2004
Arizona	0	1	.000	2003
Arizona State	0	1	.000	1999
AUBURN*	18	11	.621	2004
Ball State	0	1	.000	1997
Baylor	0	1	.000	2001
Bethune-Cookman	4	0	1.000	2002
Boston College	1	0	1.000	2002
Butler	1	0	1.000	2004
California	0	1	.000	1998
Cal Poly-SLO	0	2	.000	1998
UC-Santa Barbara	0	1	.000	1998
CS-Northridge	2	2	.500	2003
CS-Sacramento	0	2	.000	1997
UC-Riverside	2	0	1.000	2002
Centenary	3	0	1.000	1999
Central Florida	2	1	.667	2003
Coastal Carolina	2	0	1.000	2002
Colorado State	1	0	1.000	1999
Creighton	1	2	.333	1998
DePaul	0	1	.000	1998
Drake	1	0	1.000	2001
East Carolina	0	1	.000	1997
Eastern Michigan	1	0	1.000	2000
Evansville	0	3	.000	2003
FLORIDA*	9	13	.409	2004
Florida A&M	1	0	1.000	2000
Florida Atlantic	1	2	.333	2001
Florida International	2	0	1.000	2002
Florida State	0	1	.000	1997
Fresno State	0	3	.000	2000
GEORGIA*	9	11	.450	2004
Georgia Southern	2	0	1.000	2003
Georgia State	1	1	.500	2001
Georgia Tech	2	2	.500	2003
Hawai'i	1	1	.500	1998
Hofstra	1	0	1.000	1997
Houston	2	0	1.000	2003
Illinois-Chicago	1	0	1.000	2001
Jacksonville	1	1	.500	2004
Jacksonville St.	2	0	1.000	1998
Kansas	6	10	.375	2004
KENTUCKY*	12	9	.571	2004
Long Beach St.	1	3	.250	2002
Louisiana-Monroe	0	1	.000	2001
LSU*	4	28	.125	2004
Louisiana Tech	0	1	.000	1998
Loyola Marymount	3	1	.750	2002
McNeese State	2	0	1.000	1999
Maine	1	0	1.000	2001
Marshall	1	1	.500	2004
Michigan	0	1	.000	1997
Michigan State	0	1	.000	1997
Minnesota	0	1	.000	2003
MISSISSIPPI*	22	6	.786	2004
MISS. STATE*	13	18	.419	2004
Miss. Valley St.	3	0	1.000	2004
Missouri	2	1	.667	2000
Missouri-KC	1	0	1.000	2003
Missouri Southern	1	1	.500	1999
New Mexico St.	1	1	.500	1999
Nicholls State	1	0	1.000	1998
Northern Illinois	1	0	1.000	2004
Northwestern	0	2	.000	2003

Northwestern St.	1	5	.167	2004
Notre Dame	2	2	.500	2001
Ohio State	2	1	.333	2001
Oklahoma	0	6	.000	2001
Oklahoma St.	2	1	.667	2004
Oklahoma City	10	5	.667	2004
Oregon	3	1	.750	2003
Oregon State	0	2	.000	2000
Pacific	0	3	.000	1998
Pittsburgh	1	0	1.000	2000
Pittsburg State	2	0	1.000	1999
Purdue	1	1	.500	1999
San Diego State	1	1	.500	2000
San Jose State	0	1	.000	1997
S. CAROLINA*	9	13	.409	2004
South Florida	0	1	.000	2004
Southern Miss.	3	2	.600	2003
SW Missouri St.	9	14	.391	2004
Southwest Texas	0	1	.000	2003
Stanford	0	2	.000	2000
Stephen F. Austin	0	1	.000	2000
TENNESSEE*	10	13	.435	2004
Tenn.-Chattanooga	0	1	.000	2004
Tennessee Tech	2	0	1.000	2003
Texas	1	0	1.000	2002
Texas-Arlington	1	0	1.000	2000
Texas-El Paso	1	0	1.000	2004
Texas-San Antonio	0	1	.000	1999
Texas A&M	0	4	.000	2002
Texas A&M-CC	0	1	.000	2003
Texas Tech	3	2	.600	2003
Tulsa	7	4	.636	2004
Toledo	0	1	.000	1997
UNLV	1	0	1.000	2004
US Military Acad.	1	0	1.000	2002
Utah	1	3	.250	2002
Utah State	3	0	1.000	2003
Virginia	2	0	1.000	2000
Virginia Tech	1	0	1.000	2001
Washington	0	1	.000	2003
Wichita State	4	2	.667	2001
Wisconsin	1	1	.500	2002

TOTALS 244 274-1 .470

*SEC Teams

Against the Big 12

School	W	L	Pct.	LAST
Baylor	0	1	.000	2001
Kansas	6	10	.375	2004
Missouri	2	1	.667	2000
Oklahoma	0	6	.000	2001
Oklahoma State	2	1	.667	2004
Texas	1	0	1.000	2002
Texas A&M	0	4	.000	2002
Texas Tech	3	2	.600	2003

TOTALS 14 25 .359

Against the Pac 10

School	W	L	Pct.	LAST
Arizona	0	1	.000	2003
Arizona State	0	1	.000	1999
California	0	1	.000	1998
Oregon	3	1	.750	2003
Oregon State	0	2	.000	2000
Stanford	0	2	.000	2000
Washington	0	1	.000	2003

TOTALS 3 9 .250

Series Records

Akron (2-0)

2-22-03 W, 4-3 Fayetteville
2-22-03 W, 8-4 Fayetteville

ALABAMA* (7-24)

3-14-97 W, 9-1 Fayetteville
3-14-97 L, 3-2 Fayetteville
3-15-97 W, 2-1 Fayetteville
3-15-97 L, 7-1 Fayetteville
3-13-98 L, 7-1 Tuscaloosa
3-13-98 L, 12-0 Tuscaloosa
3-14-98 L, 6-0 Tuscaloosa
3-14-98 L, 8-3 Tuscaloosa
3-20-99 W, 5-4 Fayetteville
3-20-99 W, 4-2 Fayetteville
3-21-99 L, 6-3 Fayetteville
3-21-99 L, 12-7 (19) Fayetteville
5-15-99 W, 3-2 Columbus, Ga.
3-17-00 L, 2-1 Tuscaloosa (13)
3-17-00 W, 11-6 Tuscaloosa (13)
3-18-00 L, 3-0 Tuscaloosa (13)
3-18-00 L, 8-6 Tuscaloosa (13)
3-17-01 L, 1-0 Tuscaloosa (4)
3-17-01 L, 4-0 Tuscaloosa (4)
3-18-01 L, 3-0 Tuscaloosa (4)
5-10-01 L, 2-0 Chattanooga, Tenn. (7)
3-16-02 W, 2-0 Fayetteville (17)
3-16-02 L, 5-4 Fayetteville (17)
3-17-02 L, 5-1 Fayetteville (17)
5-9-02 L, 2-1 Chattanooga, Tenn. (18)
3-8-03 L, 7-1 Tuscaloosa (20)
3-8-03 L, 4-3 Tuscaloosa (20)
3-9-03 L, 5-0 Tuscaloosa (20)
3-6-04 L, 8-3 Fayetteville (8)
3-6-04 L, 4-2 Fayetteville (8)
3-7-04 L, 7-1 Fayetteville (8)

Appalachian (1-0)

2-7-04 W, 1-0 Gainesville, Fla.

Arizona (0-1)

2-16-03 L, 9-1 Tucson (2)

Arizona State (0-1)

3-12-99 L, 5-0 San Diego, Calif.

AUBURN* (18-11)

4-5-97 L, 7-6 Auburn
4-5-97 L, 2-1 Auburn
4-6-97 L, 2-0 Auburn
4-6-97 L, 9-0 Auburn
4-3-98 W, 5-4 Fayetteville
4-3-98 L, 4-2 Fayetteville
4-4-98 W, 5-4 Fayetteville
4-4-98 W, 6-4 Fayetteville
4-9-99 W, 1-0 Auburn
4-9-99 W, 3-1 Auburn
4-10-99 W, 4-0 Auburn
4-10-99 W, 4-0 Auburn
2-12-00 W, 7-4 Arlington, Texas
4-7-00 W, 2-0 Fayetteville
4-7-00 W, 6-2 Fayetteville
4-8-00 L, 3-1 Fayetteville
4-8-00 W, 4-2 Fayetteville
3-34-01 W, 6-0 Auburn
3-24-01 W, 5-2 Auburn
3-25-01 W, 4-3 Auburn
3-23-02 W, 6-2 Fayetteville
3-23-02 W, 4-0 Fayetteville
3-24-02 W, 3-2 Fayetteville
3-15-03 W, 4-1 Auburn
3-16-03 L, 2-0 Auburn
3-16-03 L, 3-2 Auburn
3-13-04 L, 1-0 (9) Fayetteville
3-14-04 L, 9-0 (6) Fayetteville
3-14-04 L, 3-0 Fayetteville

Ball State (0-1)

3-7-97 L, 4-2 Tampa, Fla.

Baylor (0-1)

2-9-01 L, 3-1 Arlington, Texas

Bethune-Cookman (4-0)

2-13-00 W, 12-3 Arlington, Texas
2-9-01 W, 3-0 Arlington, Texas
2-2-02 W, 4-3 Daytona Beach, Fla.
2-3-02 W, 2-1 Daytona Beach, Fla.

Boston College (1-0)

2-16-02 W, 4-0 College Station, Texas

Butler (1-0)

2-21-04 W, 5-3 Las Vegas, Nev.

California (0-1)

3-19-98 L, 7-0 Sacramento, Calif.

Cal Poly-SLO (0-2)

2-28-98 L, 2-0 Santa Barbara, Calif.
3-1-98 L, 4-0 Santa Barbara, Calif.

UC-Santa Barbara (0-1)

2-27-98 L, 9-8 Santa Barbara, Calif.

CS-Northridge (2-2)

2-20-97 L, 4-3 San Diego, Calif.
2-19-00 W, 1-0 San Diego, Calif.
5-18-00 W, 5-0 Norman, Okla.
3-3-03 L, 7-4 St. George, Utah

CS-Sacramento (0-2)

2-22-97 L, 7-1 San Diego, Calif.
3-21-97 L, 3-1 Sacramento, Calif.

UC-Riverside (2-0)

2-9-02 W, 4-2 Long Beach, Calif.
2-10-02 W, 4-1 Long Beach, Calif.

Centenary (3-0)

2-21-98 W, 9-0 Monroe, La.
3-6-99 W, 9-1 Fayetteville
3-7-99 W, 8-0 Fayetteville

Central Florida (2-1)

2-2-02 L, 6-5 Daytona Beach, Fla.
2-3-02 W, 2-1 Daytona Beach, Fla.
2-8-03 W, 6-2 St. Augustine, Fla.

Coastal Carolina (2-0)

3-11-02 W, 7-1 Myrtle Beach, SC
3-11-02 W, 2-1 Myrtle Beach, SC

Colorado State (1-0)

3-13-99 W, 2-0 San Diego, Calif.

Creighton (1-2)

3-1-97 W, 2-1 Fayetteville
3-2-97 L, 1-0 Fayetteville
3-6-98 L, 3-2 Fayetteville

DePaul (0-1)

3-6-98 L, 6-2 Fayetteville

Drake (1-0)

2-17-01 W, 2-1 Monroe, La.

East Carolina (0-1)

3-8-97 L, 3-1 Tampa, Fla.

Eastern Michigan (1-0)

3-5-00 W, 6-1 Miami, Fla.

Evansville (0-3)

2-27-98 L, 1-0 Santa Barbara, Calif.
3-1-98 L, 7-1 Santa Barbara, Calif.
2-7-03 L, 2-0 St. Augustine, Fla.

FLORIDA* (9-13)

3-5-97 L, 2-1 Gainesville
3-5-97 L, 3-1 Gainesville
4-22-98 L, 2-1 Fayetteville
4-22-98 W, 4-3 Gainesville
3-26-99 W, 4-0 Gainesville
3-26-99 L, 2-0 Gainesville
3-25-00 W, 2-1 Fayetteville (24)
3-25-00 W, 8-7 Fayetteville (24)
5-13-00 W, 2-1 Columbus, Ga.
3-31-01 L, 2-1 Fayetteville
3-31-01 L, 1-0 Fayetteville
4-1-01 W, 1-0 Fayetteville
3-30-02 L, 4-1 Gainesville
3-30-02 L, 2-1 Gainesville
3-31-02 W, 4-1 Gainesville
3-22-03 L, 2-1 Fayetteville
3-22-03 W, 2-1 Fayetteville
3-23-03 L, 5-1 Fayetteville
2-7-04 L, 4-3 Gainesville, Fla.
3-20-04 L, 3-1 Gainesville, Fla.
3-20-04 L, 7-2 Gainesville, Fla.
3-21-04 W, 5-4 (11) Gainesville, Fla.

Florida A&M (1-0)

3-3-00 W, 8-0 Miami, Fla.

Florida Atlantic (1-2)

3-4-00 L, 5-0 Miami, Fla.
4-5-00 W, 7-3 Miami, Fla.
3-3-01 L, 2-1 Miami, Fla.

Florida International (2-0)

3-2-01 W, 4-1 Miami, Fla.
1-31-02 W, 5-4 Miami, Fla.

Florida State (0-1)

3-8-97 L, 4-0 Tampa, Fla.

Fresno State (0-3)

3-17-97 L, 8-0 Fresno, Calif. (2)
3-17-97 L, 8-0 Fresno, Calif. (2)
3-18-00 L, 1-0 San Diego, Calif. (3)

GEORGIA* (9-11)

4-13-97 W, 2-1 Fayetteville
4-13-97 L, 4-3 Fayetteville
4-12-98 W, 3-1 Athens
4-12-98 W, 2-1 Athens
4-18-99 W, 3-2 Fayetteville
4-18-99 W, 1-0 Fayetteville
4-14-00 W, 7-4 Athens
4-14-00 W, 4-0 Athens
4-7-01 L, 3-1 Fayetteville
4-7-01 W, 6-1 Fayetteville
4-8-01 W, 3-2 Fayetteville
4-6-02 L, 3-3 Athens (23)
4-6-02 L, 3-2 Athens (23)
4-7-02 L, 3-1 Athens (23)
3-29-03 L, 6-1 Fayetteville (9)
3-29-03 L, 11-0 Fayetteville (9)
3-30-03 L, 4-0 Fayetteville (9)
3-27-04 L, 8-0 (6) Athens (5)
3-27-04 L, 5-2 Athens (5)
3-28-04 L, 2-1 Athens (5)

Georgia Southern (2-0)

2-2-03 W, 13-6 St. George, Utah
2-3-03 W, 3-2 St. George, Utah

Georgia State (1-1)

3-22-01 W, 7-0 Atlanta, Ga.
3-22-01 L, 3-2 Atlanta, Ga.

Georgia Tech (2-2)

2-17-01 W, 3-2 Arlington, Texas
3-21-01 L, 4-0 Atlanta, Ga.
3-18-03 L, 3-2 Atlanta, Ga.
3-18-03 W, 3-2 Atlanta, Ga.

Hawai'i (1-1)

2-20-97 W, 5-4 San Diego, Calif.
3-20-98 L, 3-0 Sacramento, Calif.

Hofstra (1-0)

3-7-97 W, 6-5 Tampa, Fla.

Houston (2-0)

2-9-01 W, 14-10 Arlington, Texas
1-31-03 W, 5-4 San Marcos, Texas

Illinois-Chicago (1-0)

2-10-01 W, 6-2 Arlington, Texas

Jacksonville (1-1)

2-7-03 L, 3-2 St. Augustine, Fla.
3-19-04 W, 2-1 Jacksonville, Fla.

Jacksonville State (2-0)

3-16-98 W, 12-6 Jacksonville, Ala.
3-16-98 W, 1-0 Jacksonville, Ala.

Kansas (6-10)

3-21-97 L, 3-0 Sacramento, Calif.
3-11-98 L, 3-2 Fayetteville
3-11-98 W, 3-2 Fayetteville
3-20-98 W, 9-7 Sacramento, Calif.
3-16-99 W, 5-3 Lawrence
3-16-99 L, 6-1 Lawrence
3-29-00 L, 4-2 Fayetteville
3-29-00 W, 5-2 Fayetteville
3-28-01 L, 4-1 Lawrence
3-28-01 W, 3-0 Lawrence
3-27-02 L, 2-1 Fayetteville
3-27-02 L, 3-0 Fayetteville
4-16-03 W, 5-1 Lawrence
4-16-03 L, 1-0 Lawrence
4-21-04 L, 5-4 (10) Fayetteville
4-21-04 L, 1-0 (6) Fayetteville

KENTUCKY* (12-9)

4-25-97 L, 4-3 Lexington
4-25-97 W, 4-3 Lexington
4-24-98 L, 5-2 Lexington
4-24-98 W, 8-0 Lexington

4-28-99 W, 2-0 Lexington
4-28-99 L, 4-2 Lexington
4-30-00 W, 2-1 Fayetteville
4-30-00 W, 2-1 Fayetteville
5-5-01 L, 3-1 Fayetteville
5-5-01 W, 4-0 Fayetteville
5-6-01 W, 1-0 Fayetteville
5-11-01 W, 1-0 Chattanooga, Tenn.
5-2-02 L, 6-5 Lexington
5-3-02 L, 4-0 Lexington
5-3-02 W, 7-2 Lexington
4-26-03 W, 2-1 Fayetteville
4-26-03 L, 4-0 Fayetteville
4-27-03 L, 7-6 Fayetteville
4-24-04 W, 1-0 (8) Lexington
4-24-04 L, 8-5 Lexington
4-25-04 W, 5-1 Lexington

Long Beach State (1-3)

2-21-97 L, 7-3 San Diego, Calif.
2-18-00 L, 2-1 San Diego, Calif. (15)
2-8-02 W, 2-1 Long Beach, Calif.
2-10-02 L, 2-1 Long Beach, Calif.

LOUISIANA STATE* (4-28)

4-18-97 L, 3-0 Fayetteville
4-18-97 L, 2-1 Fayetteville
4-19-97 W, 2-1 Fayetteville
4-19-97 L, 7-1 Fayetteville
4-17-98 L, 1-0 Baton Rouge
4-17-98 L, 1-0 Baton Rouge
4-18-98 L, 3-1 Baton Rouge
4-18-98 L, 8-0 Baton Rouge
5-8-98 L, 2-1 Columbus, Ga.
4-23-99 L, 3-1 Fayetteville
4-23-99 L, 4-0 Fayetteville
4-24-99 L, 9-0 Fayetteville
4-24-99 W, 2-1 Fayetteville
5-14-99 L, 10-0 Columbus, Ga.
5-16-99 L, 4-3 (10) Columbus, Ga.
4-21-00 L, 3-1 Baton Rouge (7)
4-21-00 L, 7-0 Baton Rouge (7)
4-22-00 L, 3-1 Baton Rouge (7)
4-22-00 L, 9-0 Baton Rouge (7)
5-12-00 L, 2-0 Columbus, Ga.
3-3-01 L, 3-0 Baton Rouge (7)
3-3-01 W, 3-2 Baton Rouge (7)
3-4-01 L, 5-0 Baton Rouge (7)
4-2-02 L, 3-0 Fayetteville (5)
4-2-02 L, 4-0 Fayetteville (5)
4-3-02 L, 5-0 Fayetteville (5)
4-22-03 L, 10-1 Baton Rouge (11)
4-22-03 W, 6-5 Baton Rouge (11)
4-22-03 L, 8-0 Baton Rouge (11)
4-6-04 L, 7-0 Fayetteville (4)
4-6-04 L, 8-0 Fayetteville (4)
4-7-04 L, 10-1 (5) Fayetteville (4)

Louisiana-Monroe (0-1)

2-19-01 L, 2-1 Monroe, La.

Louisiana Tech (0-1)

2-20-98 L, 5-1 Monroe, La.

Loyola Marymount (3-1)

3-12-99 L, 5-1 San Diego, Calif.
3-13-99 W, 4-3 San Diego, Calif.
2-8-01 W, 2-1 Long Beach, Calif.
2-9-02 W, 3-0 Long Beach, Calif.

McNeese State (2-0)

2-20-99 W, 2-1 Fayetteville
2-21-99 W, 7-2 Fayetteville

Maine (1-0)

2-23-01 W, 2-0 Fayetteville

Marshall (1-1)

4-9-04 W, 1-0 (11) Fayetteville
4-10-04 L, 3-0 Fayetteville

Michigan (0-1)

2-23-97 L, 6-0 San Diego, Calif.

Michigan State (0-1)

3-7-97 L, 8-0 Tampa, Fla.

Minnesota (0-1)

2-15-03 L, 7-4 Tucson, Ariz.

MISSISSIPPI* (22-6)

5-2-97 W, 2-1 Fayetteville
5-2-97 W, 2-1 Fayetteville
5-3-97 W, 5-1 Fayetteville



Series Records

5-3-97 W, 6-2 Fayetteville	2-15-03 L, 8-0 Tucson, Ariz.	3-9-02 W, 5-2 Columbia (24)	Texas-San Antonio (0-1)
4-28-98 W, 2-1 Oxford		3-10-02 L, 4-1 Columbia (24)	2-12-99 L, 3-2 Arlington, Texas
4-28-98 L, 4-3 Oxford	Northwestern State (1-5)	3-25-03 L, 5-2 Fayetteville (14)	
4-29-98 L, 1-0 Oxford	2-20-98 L, 5-1 Monroe, La.	3-25-03 L, 6-1 Fayetteville (14)	Texas A&M (0-4)
4-29-98 W, 3-0 Oxford	2-11-00 L, 2-1 Arlington, Texas	3-26-03 L, 5-1 Fayetteville (14)	2-13-99 L, 0-2 Arlington, Texas
5-7-99 W, 4-1 Fayetteville	2-12-00 W, 5-3 Arlington, Texas	3-16-04 L, 6-1 Columbia (15)	2-15-02 L, 2-0 (9) College Station, Texas
5-7-99 W, 3-2 Fayetteville	2-22-04 L, 6-1 (5 rain) Las Vegas, Nev.	3-16-04 L, 2-1 (8) Columbia (15)	2-17-02 L, 2-0 College Station, Texas
5-8-99 W, 6-0 Fayetteville	5-9-04 L, 2-0 Fayetteville	3-17-04 L, 6-5 Columbia (15)	5-16-02 L, 6-2 Norman, Okla.
5-8-99 W, 4-2 Fayetteville			Texas A&M-Corpus Christi (0-1)
5-3-00 W, 3-0 Oxford	Ohio State (2-1)	South Florida (0-1)	2-1-03 L, 3-0 San Marcos, Texas
5-3-00 W, 2-0 Oxford	3-4-00 W, 2-0 Miami, Fla.	2-6-04 L, 4-2 Gainesville, Fla.	
5-4-00 W, 5-0 Oxford	3-2-01 L, 2-1 Miami, Fla.		Texas Tech (3-2)
5-4-00 W, 7-3 Oxford	3-4-01 W, 1-0 Miami, Fla.	Southern Mississippi (3-2)	2-14-99 L, 5-4 Arlington, Texas
4-18-01 W, 2-1 Fayetteville		2-11-00 L, 7-0 Arlington, Texas	3-13-99 W, 4-1 San Diego, Calif.
4-18-01 W, 2-0 Fayetteville		3-21-02 W, 2-1 Hattiesburg, MS	2-25-01 L, 2-1 Fayetteville
4-19-01 W, 2-0 Fayetteville		3-21-02 W, 3-2 Hattiesburg, MS	2-25-01 W, 1-0 Fayetteville
4-17-02 W, 1-0 Oxford	Oklahoma (0-6)	4-1-03 W, 2-1 Fayetteville	2-1-03 W, 6-5 San Marcos, Texas
4-17-02 L, 3-2 Oxford	2-13-00 L, 5-3 Arlington, Texas (8)	4-1-03 L, 7-6 Fayetteville	
4-18-02 W, 5-2 Oxford	2-23-00 L, 0-3 Norman, Okla. (8)		
3-12-03 L, 3-2 Fayetteville	2-23-00 L, 6-2 Norman, Okla. (8)	Southwest Missouri State (9-14)	
3-12-03 W, 4-1 Fayetteville	2-10-01 L, 8-0 Arlington, Texas (2)	3-1-97 L, 4-0 Fayetteville	Tulsa (7-4)
3-13-03 W, 4-2 Fayetteville	2-20-01 L, 2-0 Fayetteville (2)	3-2-97 L, 5-2 Fayetteville	4-9-97 L, 4-3 Fayetteville
3-13-04 L, 5-4 (11) Oxford		4-16-97 L, 6-0 Springfield, Mo.	4-9-97 W, 9-7 Fayetteville
3-14-04 L, 2-0 Oxford	Oklahoma City (10-5-1)	4-16-97 L, 8-3 Springfield, Mo.	4-1-98 W, 4-1 Tulsa, Okla.
3-14-04 W, 1-0 (9) Oxford	3-1-97 L, 9-1 Fayetteville	3-21-98 L, 3-0 Sacramento, Calif.	4-1-98 L, 2-1 Tulsa, Okla.
	2-21-98 L, 3-2 Monroe, La.	3-25-98 L, 1-0 Springfield, Mo.	2-12-99 W, 5-0 Arlington, Texas
MISSISSIPPI STATE* (13-18)	4-14-98 W, 1-0 Fayetteville	3-25-98 L, 4-2 Springfield, Mo.	4-21-99 W, 3-0 Fayetteville
3-28-97 L, 3-2 Starkville	2-16-99 W, 8-7 Fayetteville	3-24-99 L, 3-0 Springfield, Mo.	4-21-99 W, 2-1 Fayetteville
3-27-97 W, 4-0 Starkville	2-16-99 W, 7-3 Fayetteville	4-7-99 W, 2-1 Fayetteville	3-23-00 L, 3-0 Tulsa, Okla.
3-28-97 W, 10-4 Starkville	3-6-99 W, 4-3 Fayetteville	4-7-99 W, 2-1 Fayetteville	4-11-01 W, 10-0 Stillwater, Okla.
3-28-97 W, 2-1 Starkville	3-7-99 W, 3-2 Fayetteville	3-8-00 L, 5-4 Springfield, Mo.	4-10-02 W, 7-1 Fayetteville
3-27-98 L, 6-0 Fayetteville	4-4-00 W, 2-1 Fayetteville	3-8-00 L, 10-2 Springfield, Mo.	3-31-04 L, 6-0 Stillwater, Okla.
3-27-98 W, 2-1 Fayetteville	4-4-00 W, 5-0 Fayetteville	4-12-00 L, 1-0 Fayetteville	
3-28-98 L, 3-2 Fayetteville	4-24-01 W, 2-0 Fayetteville	4-12-00 W, 5-0 Fayetteville	Toledo (0-1)
3-28-98 L, 6-2 Fayetteville	4-24-01 W, 2-1 Fayetteville	3-15-01 W, 5-4 Springfield, Mo.	3-22-97 L, 2-1 Sacramento, Calif.
4-3-99 L, 5-2 Starkville	4-23-02 W, 2-0 Fayetteville	3-15-01 W, 5-0 Springfield, Mo.	
4-3-99 L, 4-0 Starkville	4-23-02 tie 0-0 Fayetteville (rain)	4-24-02 W, 4-0 Fayetteville	UNLV (1-0)
4-4-99 L, 7-2 Starkville	3-25-04 L, 1-0 Fayetteville	4-24-02 W, 4-3 Fayetteville	2-21-04 W, 1-0 Las Vegas, Nev.
4-4-99 L, 4-2 Starkville	3-25-04 L, 5-1 Fayetteville	4-29-03 L, 7-0 Springfield, Mo.	
3-31-00 W, 2-1 Fayetteville (19)		4-29-03 L, 5-4 Springfield, Mo.	US Military Academy (Army) 1-0
3-31-00 L, 4-3 Fayetteville (19)	Oklahoma State (2-1)	3-24-04 W, 6-5 (10) Fayetteville	5-17-02 W, 2-0 Norman, Okla.
4-1-00 L, 4-3 Fayetteville (19)	4-11-01 W, 3-0 Stillwater, Okla.	3-24-04 W, 2-0 Fayetteville	
4-1-00 L, 4-0 Fayetteville (19)	5-10-02 W, 3-0 Fayetteville		Utah (1-3)
5-11-00 W, 2-1 Columbus, Ga. (19)	3-31-04 L, 2-1 Stillwater, Okla.	Southwest Texas (0-1)	2-27-99 L, 4-2 Las Cruces
4-28-01 L, 2-1 Starkville		1-31-03 L, 4-1 San Marcos, Texas	3-13-99 L, 6-0 San Diego, Calif.
4-18-01 L, 1-0 Starkville	Oregon (3-1)		2-15-02 L, 3-0 College Station, Texas
4-19-01 L, 3-0 Starkville	2-23-02 W, 5-1 Fayetteville	Stanford (0-2)	2-16-02 W, 1-0 College Station, Texas
5-12-01 W, 7-2 Chattanooga, Tenn.	2-23-02 L, 3-0 Fayetteville	2-22-97 L, 4-3 San Diego, Calif.	
4-27-02 W, 1-0 Fayetteville	2-24-02 W, 8-5 Fayetteville	2-18-00 L, 8-2 San Diego, Calif. (21)	Utah State (3-0)
4-27-02 W, 7-6 Fayetteville	2-2-03 W, 3-1 San Marcos, Texas		3-12-99 W, 3-0 San Diego, Calif.
4-28-02 W, 7-0 Fayetteville		Stephen F. Austin (0-1)	2-28-03 W, 7-0 St. George, Utah
5-10-02 L, 5-1 Chattanooga, Tenn.	Oregon State (0-2)	2-11-00 L, 1-0 Arlington, Texas	2-28-03 W, 9-0 St. George, Utah
4-18-03 W, 5-1 Starkville	2-26-99 L, 10-1 Las Cruces		
4-18-03 L, 3-2 Starkville	5-19-00 L, 4-1 Norman, Okla. (13)	TENNESSEE* (10-13)	Virginia (2-0)
4-19-03 W, 4-1 Starkville		4-27-97 L, 8-0 Knoxville	2-25-00 W, 7-1 Fayetteville
4-17-04 L, 2-0 Fayetteville	Pacific (0-3)	4-27-97 L, 9-2 Knoxville	2-25-00 W, 2-0 Fayetteville
4-17-04 L, 8-0 (6) Fayetteville	3-18-97 L, 2-1 Stockton, Calif. (19)	4-26-98 W, 5-3 Fayetteville	
4-18-04 W, 4-2 Fayetteville	3-18-97 L, 6-2 Stockton, Calif. (19)	4-26-98 W, 2-0 Fayetteville	Virginia Tech (2-0)
	3-20-98 L, 5-1 Sacramento, Calif.	5-8-98 L, 2-1 Columbus, Ga.	2-18-01 W, 1-0 Monroe, La.
Mississippi Valley State (3-0)		4-27-99 L, 3-0 Knoxville	3-1-02 W, 5-0 Chattanooga, Tenn.
2-28-04 W, 4-0 Fayetteville	Pittsburgh (1-0)	4-27-99 L, 9-1 Knoxville	
2-28-04 W, 8-4 Fayetteville	3-3-00 W, 2-0 Miami, Fla.	5-15-99 W, 3-2 Columbus, Ga.	Washington (0-1)
2-29-04 W, 5-1 Fayetteville		5-16-99 W, 3-1 Columbus, Ga.	2-14-03 L, 12-3 Tucson, Ariz. (6)
	Pittsburg State (2-0)	4-28-00 W, 2-1 Fayetteville	
Missouri (2-1)	2-20-99 W, 9-0 Fayetteville	4-28-00 W, 5-3 Fayetteville	Wichita State (4-2)
2-27-00 W, 5-1 Fayetteville	2-21-99 W, 7-1 Fayetteville	4-14-01 L, 4-2 Knoxville	2-27-99 W, 7-4 Las Cruces
2-8-04 L, 5-3 Gainesville, Fla.		4-14-01 W, 3-0 Knoxville	2-27-99 W, 1-0 Las Cruces
	Purdue (1-1)	4-15-01 L, 4-2 Knoxville	3-5-00 W, 4-2 Miami, Fla.
Missouri-Kansas City (1-0)	3-13-99 L, 11-10 San Diego, Calif.	4-13-02 W, 6-0 Fayetteville	3-3-01 W, 5-0 Miami, Fla.
2-8-03 W, 1-0 St. Augustine, Fla.	2-12-00 W, 3-2 Arlington, Texas	4-13-02 L, 8-2 Fayetteville	4-29-04 L, 1-0 Wichita
	San Diego State (1-1)	4-14-02 W, 4-0 Fayetteville	4-29-04 L, 3-0 Wichita
Missouri Southern (1-1)	2-21-97 L, 5-2 San Diego, Calif.	4-5-03 L, 1-0 Knoxville	
3-3-99 L, 2-1 Fayetteville	2-19-00 W, 2-1 San Diego, Calif.	4-5-03 L, 9-2 Knoxville	Wisconsin (1-1)
3-3-99 W, 6-0 Fayetteville		4-6-03 L, 2-0 Knoxville	3-20-97 L, 5-0 Sacramento, Calif.
	San Jose State (0-1)	4-3-04 L, 7-3 Fayetteville (12)	3-1-02 W, 6-0 Chattanooga, Tenn.
New Mexico State (1-1)	3-21-97 L, 4-3 Sacramento, Calif.	4-3-04 W, 6-3 Fayetteville (12)	
2-26-99 W, 6-2 Las Cruces		4-4-04 L, 6-0 Fayetteville (12)	*SEC Teams
2-28-99 L, 3-2 Las Cruces	SOUTH CAROLINA* (9-13)		() denotes ranking at time of game
	4-10-98 L, 2-1 Columbia	Tennessee - Chattanooga (0-1)	
Nicholls State (1-0)	4-10-98 W, 5-4 Columbia	2-6-04 L, 1-0 (9) Gainesville, Fla.	
2-21-98 W, 2-1 Monroe, La.	4-16-99 W, 1-0 Fayetteville		Tennessee Tech (2-0)
	4-16-99 W, 1-0 Fayetteville	4-3-03 W, 2-1 Cookeville, Tenn.	4-3-03 W, 7-1 Cookeville, Tenn.
Northern Illinois (1-0)	5-13-99 W, 4-1 Columbus, Ga.		
2-21-04 W, 1-0 (8) Las Vegas, Nev.	4-15-00 W, 4-0 Columbia (19)	Texas (1-0)	
	4-15-00 W, 4-3 Columbia (19)	5-17-02 L, 6-2 Norman, Okla.	
Notre Dame (2-2)	5-13-00 W, 3-1 Columbus, Ga. (25)		Texas-Arlington (1-0)
2-26-00 W, 4-2 Fayetteville	5-14-00 L, 2-1 Columbus, Ga. (25)		2-12-99 W, 2-1 Arlington, Texas
2-26-00 L, 2-1 Fayetteville	3-10-01 L, 2-1 Fayetteville (18)		
2-24-01 L, 4-3 Fayetteville (14)	3-10-01 L, 1-0 Fayetteville (18)	Texas - El Paso (1-0)	
2-25-01 W, 2-0 Fayetteville (14)	3-11-01 W, 4-0 Fayetteville (18)	2-21-04 W, 5-0 Las Vegas, Nev.	
	5-12-01 L, 1-0 Chattanooga, Tenn. (22)		
Northwestern (0-2)	3-9-02 L, 4-0 Columbia (24)		
5-20-00 L, 4-1 Norman, Okla.			

Lady'Back Yard



Lady'Back Yard is arguably one of the best playing surfaces in the country for collegiate women's softball and there is no mystery behind the field, and the team's success: commitment.

The University of Arkansas added softball in 1996 with the first team taking the field in the spring of 1997. With the addition of the sport came the addition - actually renovation - of the field.

Renovation of the former George Cole Baseball Field, which was completely covered in Astroturf, began in the fall of 1995 allowing the baseball team one final season of practice before moving to their new facility south of the University. Reconfiguration of the field included moving the fences and home plate, and removing the turf and replacing it with natural grass and a dirt infield.

Some of the significant changes involved in the renovation included shortening the existing 375-foot fences, making the distance from home plate to the backstop 30 feet, shortening the base paths from 90 to 60 feet and moving the mound from 60 feet 6 inches to 43 feet.

The Bermuda grass overseeded with rye stretches 200 feet down the line and 225 in center to a fully padded six-foot wall in the outfield. The crushed rock infield leads up to sunken dugouts and seating for 2,000 fans including chairback box seats.

A four-room press box overlooks the enclosed stands and features central heat and air, a media room, a radio booth, announcers' booth and athletic director's private box with a walk-out porch. In addition, direct phone lines to the dugouts and an intercom system designed to keep media apprised of line-up changes and substitutions have been installed. The two-



sided media area also has a walk-out porch and elevated television platform.

The custom-designed 18 feet 6 inches by 36 feet Daktronics scoreboard features a fully animated Venus 2000 computer message center, illuminated panels and an All-Sport 2400 scoreboard console. A state-of-the-art audio system, which includes Click Effects sound effects system and CD music capabilities, adds to the fans' enjoyment.

Arkansas never has to postpone a game because of darkness. The lighting system is not only bright enough for play, but it is designed to meet the needs of broadcast television.

Fans can take advantage of a full-service concession stand and restroom facilities while watching the Lady Razor-backs warm up in separate bullpens and a roofed batting cage.

Located in the heart of campus, Lady'Back Yard has exclusive lighted parking immediately adjacent to the stadium for 200 cars as well as additional parking surrounding The Yard and its lot.

Lady'Back Yard has seen some minor improvements over the past few years. Arkansas added additional fencing along the bullpen areas and has changed the infield slightly.

There is a grass border in front of the dugouts and behind home plate. Future improvements include a complete renovation of the dugouts including lifting them up to field-level, installing additional restrooms, enclosing batting cages and upgrading stands.



Individual Home Game Records

AB	9	Aly Sartini	ALABAMA	3-21-99
	9	Brett Erickson	ALABAMA	3-21-99
Runs	3	Dana Gulick	Centenary	3-7-99*
Hits	4	Dana Gulick	KENTUCKY	4-24-98
RBI	4	Danica White	MISS. ST.	4-28-02*
2B	2	Kim Eiben	TENNESSEE	4-13-02*
3B	1	Stephanie Hunter	#5 LSU	4-2-02*
HR	1	Julie Young	TENNESSEE	4-13-02*
BB	3	Dana Gulick	#24 Fla.	3-25-00*
	3	Erin Stokely	#24 Fla.	3-25-00*
HBP	2	Danica White	#5 LSU	4-3-02*
K	3	Courtney Mitchell	#5 LSU	4-3-02*
SH	2	Nicole Deeter	MISS. ST.	4-27-02*
SB	3	Dana Gulick	Centenary	3-7-99

Pitching

IP	16.0	Tammy Kincaid	ALABAMA	3-21-99
H	17	Tammy Kincaid	ALABAMA	3-21-99*
R	7	Rachel Talley	#7 LSU	4-24-99
ER	5	Tammy Kincaid	KENTUCKY	4-24-98
BB	6	Rachel Talley	#2 Okla.	2-40-01
K	13	Heather Schlichtman	Okla. City	4-23-02*
BF	66	Tammy Kincaid	ALABAMA	3-21-99
WP	3	Rachel Talley	ALABAMA	3-21-99

Fielding

C	17	Aly Sartini	ALABAMA	3-21-99
	17	Danica Howlett	ALABAMA	3-21-99
PO	16	Danica Howlett	ALABAMA	3-21-99
A	8	Aly Sartini	ALABAMA	3-21-99
	8	Tiffany Woolley	ALABAMA	3-21-99
E	3	Tiffany Woolley	#18 S. CAR.	3-10-01

Team Home Game Records

AB	71	ALABAMA	3-21-99
R	9	Centenary	3-6-99*
H	18	ALABAMA	3-21-99
RBI	8	#24 FLORIDA	3-25-00*
2B	5	#19 MISSISSIPPI STATE	4-1-00
3B	3	Centenary	3-7-99
HR	2	Tulsa	4-10-02*
BB	12	#24 FLORIDA	3-25-00
HBP	3	#5 LOUISIANA STATE	4-2-02*
K	15	ALABAMA	3-21-99
SF	2	Kansas	3-29-00*
SH	5	ALABAMA	3-21-99
SB	5	Virginia	2-25-00*
CS	4	TENNESSEE	4-13-02
IBB	2	Oklahoma City	4-23-02*
KL	5	#19 MISSISSIPPI STATE	4-1-00

Pitching

IP	19.0	ALABAMA	3-21-99
H	24	ALABAMA	3-21-99
R	12	ALABAMA	3-21-99
ER	7	TENNESSEE	4-13-02
BB	9	#17 ALABAMA	3-16-02
K	13	Oklahoma City	4-24-02*
2B	4	#19 MISSISSIPPI STATE	4-1-00*
3B	2	#2 Oklahoma	2-20-01
HR	3	TENNESSEE	4-13-02
BF	86	ALABAMA	3-21-99
WP	4	ALABAMA	3-21-99
SF	1	(several times)	
SH	5	Oklahoma City	4-14-98
KL	5	ALABAMA	3-21-99
IBB	1	MISSISSIPPI STATE	4-28-02*

Fielding

C	86	ALABAMA	3-21-99
PO	56	ALABAMA	3-21-99
A	27	ALABAMA	3-21-99
E	7	AUBURN	4-3-98
PB	2	#19 MISSISSIPPI STATE	3-31-00*

*Most recent occurrence of stat

Arkansas' top 10 single-game attendance marks:

#	Att.	Opponent	Date
1.	1,167	Kentucky	5-6-01
2.	835	Kentucky	4-30-00
3.	833	#2 Oklahoma	2-20-01
4.	821	Auburn	4-8-01
5.	773	#24 Florida	3-25-00
6.	701	Kentucky	4-26-03
7.	701	Tennessee	4-28-00
8.	638	Georgia	4-7-01
9.	636	Kentucky	5-5-01
10.	613	Georgia	4-7-01

Opponents

Mustang Roundup

February 4-6

San Luis Obispo, CA

Host		Cal Poly
Feb. 4	Sacramento St.	11 AM
	Nevada	4 PM
Feb. 5	Colorado St.	4 PM
	Cal Poly	6:30 PM
Feb. 6	Colorado St.	11 AM

Lady'Back Invitational

Feb. 26-27

Fayetteville, AR

Host		Arkansas
Feb. 26	vs. Missouri-Kansas City	1 PM
	vs. Louisiana-Monroe	3 PM
Feb. 27	vs. Louisiana-Monroe	1 PM
	vs. Missouri-Kansas City	3 PM

South Carolina

Location	Columbia, SC
Enrollment	23,700
Nickname	Gamecocks
Colors	Garnet & Black
Conference	Southeastern
Head Coach	Joyce Compton
2004 Overall Record	28-24
2004 Conference Record	18-10
Letterwinners Returning/Lost	9/6
Softball Contact	Ayanna Wakefield
SID Office Phone	(803) 777-8017
SID Email	ayanna@gwm.sc.edu
Web Site	www.uscsports.com

Florida

Location	Gainesville, FL
Enrollment	48,500
Nickname	Gators
Colors	Orange & Blue
Conference	Southeastern
Head Coach	Karen Johns
2004 Record	41-20
2004 Conference Record	16-13
Letterwinners Returning/Lost	15/5
Softball Contact	Heidi Johnson
SID Office Phone	(352)375-4683
SID Email	heidij@gators.uaa.ufl.edu
Website	www.Gatorzone.com

Las Cruces Hilton Classic

Feb. 11-13

Las Cruces, NM

Host		New Mexico State
Feb. 11	Texas-Arlington	12 PM
	Kansas	2 PM
Feb. 12	Utah Valley St.	10 AM
Feb. 13	Purdue	10 AM
	New Mexico St.	12 PM

Oklahoma

Location	Norman, OK
Enrollment	28,954
Nickname	Sooners
Colors	Crimson & Cream
Conference	Big 12
Head Coach	Patty Gasso
2004 Record	45-22-1
2004 Conference Record	11-7
Letterwinners Returning/Lost	12/4
Softball Contact	Chris Freet
SID Office Phone	(405) 325-3671
SID Email	cfreet@ou.edu
Website	www.soonersports.com

Auburn

Location	Auburn, AL
Enrollment	23,152
Nickname	Tigers
Colors	Burnt Orange & Navy Blue
Conference	Southeastern
Head Coach	Tina Deese
2004 Record	42-18
2004 Conference Record	19-10
Letterwinners Returning/Lost	12/6
Softball SID	Hank Hager
SID Office Phone	(334) 844-9810
SID Email	hagerhp@auburn.edu
Website	www.auburntigers.com

Centenary

Location	Shreveport, LA
Enrollment	902
Nickname	Ladies
Colors	Maroon & White
Conference	Mid-Continent
Head Coach	Mark Montgomery
2004 Record	36-28
2004 Conference Record	16-8
Letterwinners Returning/Lost	9/8
Softball SID	Meghan Tveter
SID Office Phone	(318) 841-7260
SID Email	mtveter@centenary.edu
Website	www.GoCentenary.edu

Islander Invitational

Feb. 18-20

Corpus Christi, TX

Host		Texas A&M-Corpus Christi
Feb. 18	Texas-Arlington	1 PM
	Texas A&M-CC	3 PM
Feb. 19	Sam Houston St.	11:30 AM
	Texas-Arlington	3:30 PM
Feb. 20	Texas A&M-CC	10 AM

Arkansas Invitational

March 5-6

Fayetteville, AR

Host		Arkansas
March 5	vs. Mississippi Valley St.	1 PM
	vs. Northwestern St.	3 PM
March 6	vs. Northwestern St.	1 PM
	vs. Mississippi Valley St.	3 PM

Stephen F. Austin

Location	Nacogdoches, TX
Enrollment	11,500
Nickname	Ladyjacks
Colors	Purple & White
Conference	Southland
Head Coach	Jennifer Poulsen
2004 Record	23-27
2004 Conference Record	10-15
Letterwinners Returning/Lost	8/7
Softball Contact	Roy Meyers
SID Office Phone	(936) 468-2606
SID Email	rmeyers@sfasu.edu
Website	www.sfajacks.com

Georgia

Location	Athens, GA
Enrollment	32,941
Nickname	Bulldogs
Colors	Red & Black
Conference	Southeastern
Head Coach	Lu Harris-Champer
2004 Record	55-17
2004 Conference Record	20-10
Letterwinners Returning/Lost	13/3
Softball Contact	Jared Benko
SID Office Phone	(706) 542-1621
SID Email	jared@sports.uga.edu
Website	www.georgiadogs.com



Oklahoma State

Location Stillwater, OK
 Enrollment 31,000
 Nickname Cowgirls
 Colors Orange & Black
 Conference Big 12
 Head Coach Margaret Rebenar
 2004 Record 27-28
 2004 Conference Record 7-12
 Letterwinners Returning/Lost 12/4
 Softball Contact Cari Constien
 SID Office Phone (405) 744-3875
 SID Email constic@okstate.edu
 Website www.okstate.com

Louisiana State

Location Baton Rouge, LA
 Enrollment 32,582
 Nickname Tigers
 Colors Purple & Gold
 Conference Southeastern
 Head Coach Yvette Girouard
 2004 Record 57-12
 2004 Conference Record 22-6
 Letterwinners Returning/Lost 8/5
 Softball contact Melissa Reynaud
 SID Office Phone (225) 578-1869
 SID Email mreynaud@lsu.edu
 Website www.lsusports.net

Oklahoma City

Location Oklahoma City, OK
 Enrollment 3,599
 Nickname Stars
 Colors Royal Blue & White
 Conference Sooner Athletic
 Head coach Phil McSpadden
 2004 Record 66-14
 2004 Conference Record 19-5
 Letterwinners Returning/Lost 10/3
 Softball Contact Chris Doyle
 SID Office Phone (405) 521-5304
 SID Email cdoyle@okcu.edu
 Website www.okcu.edu/athletics

Mississippi

Location Oxford, MS
 Enrollment 16,080
 Nickname Rebels
 Colors Cardinal Red & Navy Blue
 Conference Southeastern
 Head Coach Candi Letts
 2004 Record 15-37
 2004 Conference Record 8-21
 Letterwinners Returning/Lost 13/4
 Softball Contact Bill Bunting
 SID Office Phone (662) 915-1083
 SID Email wbunting@olemiss.edu
 Website www.OleMissSports.com

Tulsa

Location Tulsa, OK
 Enrollment 4,100
 Nickname Golden Hurricane
 Colors Old Gold & Royal Blue & Crimson
 Conference Western Athletic
 Head Coach Christy Connoyer
 2004 Record 45-18
 2004 Conference record 16-5
 Letterwinners returning/lost 13/2
 Softball Contact Jason West
 SID Office Phone (918) 631-2492
 SID Email jason-west@utulsa.edu
 Website www.tulsahurricane.com

Southwest Missouri State

Location Springfield, MO
 Enrollment 20,846
 Nickname Bears
 Colors Maroon & White
 Conference Missouri Valley
 Head coach Holly Hesse
 2004 Record 29-29
 2004 Conference Record 11-15
 Letterwinners Returning/Lost 9/6
 Softball Contact Erin Smith
 SID Office Phone (417) 836-5402
 SID Email erinsmith@smsu.edu
 Website www.smsbears.net

Kentucky

Location Lexington, KY
 Enrollment 35,052
 Nickname Wildcats
 Colors Blue & White
 Conference Southeastern
 Head Coach Eileen Schmidt
 2004 Record 25-31-1
 2004 Conference Record 6-24
 Letterwinners Returning/Lost 15/2
 Softball Contact Amy Ratliff
 SID Office Phone (859) 257-3838
 SID Email amy.ratliff@uky.edu
 Website www.ukathletics.com

Alabama

Location Tuscaloosa, AL
 Enrollment 20,969
 Nickname Crimson Tide
 Colors Crimson & White
 Conference Southeastern
 Head Coach Patrick Murphy
 2004 Record 45-20
 2004 Conference Record 18-12
 Letterwinners Returning/Lost 13/3
 Softball Contact John Hayden
 SID Office Phone (205) 348-6734
 SID Email jhayden@ia.ua.edu
 Website www.RollTide.com

Tennessee

Location Knoxville, TN
 Enrollment 25,058
 Nickname Lady Volunteers
 Colors Orange & White
 Conference Southeastern
 Head Coaches Ralph & Karen Weekly
 2004 Record 55-16
 2004 Conference Record 20-8
 Letterwinners Returning/Lost 10/8
 Softball Contact Brian Davis
 SID Office Phone (865) 974-7478
 SID Email bdavis16@utk.edu
 Website www.utladyvols.com

Mississippi State

Location Starkville, MS
 Enrollment 15,934
 Nickname Bulldogs
 Colors Maroon & White
 Conference Southeastern
 Head Coach Jay Miller
 2004 Record 39-26
 2004 Conference Record 14-15
 Letterwinners Returning/Lost 12/7
 Softball Contact Todd Anderson
 SID Office Phone (662) 325-7556
 SID Email tanderson@athletics.msstate.edu
 Website www.MStateAthletics.com

Kansas

Location Lawrence, KS
 Enrollment 29,972
 Nickname Jayhawks
 Colors Crimson & Blue
 Conference Big 12
 Head Coach Tracy Bunge
 2004 Record 33-28-1
 2004 Conference Record 7-11
 Letterwinners Returning/Lost 10/8
 Softball Contact Laura Lesko
 SID Office Phone (785) 864-7942
 SID Email lesko@ku.edu
 Website www.kuathletics.com

Post Season

May 12-14 SEC Tournament
 Gainesville, FL
 May 20-22 NCAA Regional
 Campus Sites
 May 27-28 NCAA Super Regional
 Campus Sites
 June 2-6 College World Series
 Oklahoma City, OK

2004 SEC Team Statistics

Team	AVG	G	AB	R	H	2B	3B	HR	RBI	TB	SLG%	BB	HBP	SO	GDP	OB%	SF	SH	SB-ATT	PO	A	E	FLD%
Georgia	.329	72	1838	412	605	94	18	58	367	909	.495	177	62	232	6	.403	19	93	107-133	1402	532	51	.974
LSU	.310	69	1879	385	583	80	16	60	336	875	.466	197	22	280	10	.379	16	39	87-107	1415	478	77	.961
Mississippi State	.303	65	1695	337	513	74	26	26	293	717	.423	172	20	257	5	.370	17	54	85-96	1257	607	75	.961
Tennessee	.294	71	1855	309	545	92	6	25	275	724	.390	163	40	253	11	.361	15	65	50-67	1458	405	42	.978
Alabama	.286	65	1686	329	483	81	7	59	292	755	.448	219	35	315	10	.378	10	48	98-134	1312	522	73	.962
Auburn	.256	60	1513	214	388	74	7	22	169	542	.358	128	21	287	4	.322	8	39	102-129	1229	357	50	.969
Florida	.251	61	1573	227	395	86	9	30	184	589	.374	169	34	311	4	.335	8	36	94-116	1260	447	60	.966
South Carolina	.240	52	1373	175	330	47	3	35	160	488	.355	94	17	331	3	.296	4	39	25-27	1060	466	61	.962
Kentucky	.238	57	1451	177	345	46	8	37	150	518	.357	95	25	426	5	.294	13	38	67-85	1131	554	69	.961
Ole Miss	.193	52	1244	100	240	27	5	12	82	313	.252	113	12	341	2	.265	7	60	58-83	1050	533	81	.951
Arkansas	.191	58	1494	113	286	36	3	10	86	358	.240	85	24	423	2	.246	4	42	59-84	1228	491	84	.953
Totals	.268	682	17601	2778	4713	737	108	374	2394	6788	.386	1612	312	3456	62	.338	121	553	832-1061	13802	5392	723	.964

CI - Auburn 1, Tennessee 1.

Pitching Statistics

Team	ERA	W/L	G	CG	SHO/CBO	SV	IP	H	R	ER	BB	SO	2B	3B	HR	AB	E/Avg	WP	HBP	BK	SFA	SHA
Tennessee	1.40	55-16	71	55	33/4	4	486.0	281	125	97	101	681	33	4	23	1693	.166	19	44	0	4	45
Auburn	1.40	42-18	60	34	24/6	4	409.2	226	108	82	148	467	45	5	17	1412	.160	12	27	1	3	34
LSU	1.42	57-12	69	58	23/1	3	472.0	385	122	96	78	474	36	4	23	1761	.219	10	17	1	3	44
Georgia	1.60	55-17	72	51	29/6	3	467.1	306	135	107	122	509	43	1	22	1656	.185	15	13	0	6	40
South Carolina	1.64	28-23	52	33	9/1	4	353.1	287	123	83	82	276	35	2	20	1322	.217	15	11	0	3	25
Florida	1.80	41-20	61	33	18/6	6	420.0	322	136	108	120	440	45	1	18	1543	.209	12	22	0	9	26
Alabama	2.11	45-20	65	40	18/2	5	437.1	337	170	132	125	487	51	8	28	1641	.205	36	22	0	2	43
Mississippi State	2.32	39-26	65	29	15/6	5	419.0	423	195	139	101	250	59	5	33	1634	.259	28	21	1	8	57
Ole Miss	2.40	14-37	52	29	6/0	1	350.0	371	185	120	106	279	49	5	14	1387	.267	5	13	0	5	46
Arkansas	2.45	18-40	58	34	9/2	1	409.1	346	213	143	166	401	58	14	18	1512	.229	23	21	1	7	60
Kentucky	3.31	25-31	57	25	8/3	2	377.0	379	224	178	147	220	65	2	36	1453	.261	24	15	1	7	50
Totals	1.96	419-260	682	421	192/36	38	4601.0	3663	1736	1285	1296	4484	519	51	252	17014	.215	199	226	5	57	470

PB - Alabama 25, Tennessee 20, S. Carolina 14, Florida 12, Auburn 11, Arkansas 10, Georgia 10, LSU 9, Miss. State 9, Ole Miss 7, Kentucky 4.

Pickoffs - S. Carolina 8, Auburn 6, LSU 5, Georgia 4, Florida 3, Tennessee 2, Ole Miss 1.

Fielding Statistics

Team	C	PO	A	E	FLD%	DPs	SBA	CSB	SBA%	PB	CI
Tennessee	1905	1458	405	42	.978	9	39	11	.780	20	1
Georgia	1985	1402	532	51	.974	21	33	18	.647	10	0
Auburn	1636	1229	357	50	.969	10	31	22	.585	11	1
Florida	1767	1260	447	60	.966	19	20	15	.571	12	0
Alabama	1907	1312	522	73	.962	19	60	12	.833	25	0
South Carolina	1587	1060	466	61	.962	20	36	16	.692	14	0
Mississippi State	1939	1257	607	75	.961	22	42	9	.824	9	0
LSU	1970	1415	478	77	.961	23	39	19	.672	9	0
Kentucky	1754	1131	554	69	.961	16	79	16	.832	4	0
Arkansas	1803	1228	491	84	.953	22	65	27	.707	10	0
Ole Miss	1664	1050	533	81	.951	9	57	16	.781	7	0
Totals	19917	5392	.964	501	.735	2	13802	723	190	181	131

Against the SEC

School	W	L	Pct.	LAST
Alabama*	7	24	.226	2004
Auburn*	18	11	.621	2004
Florida*	9	13	.409	2004
Georgia*	9	11	.450	2004
Kentucky*	12	9	.571	2004
Louisiana State*	4	28	.125	2004
Miss. State*	13	18	.419	2004
Ole Miss*	22	6	.786	2004
South Carolina*	9	13	.409	2004
Tennessee*	10	13	.435	2004

TOTALS 113 146 .436



University of Arkansas

Location: Fayetteville, AR
Founded: March 27, 1871
Enrollment: 17,821
Nickname: Lady Razorbacks
Colors: Cardinal and White
Conference: Southeastern
Chancellor: Dr. John A. White
Athletic Director: Bev Lewis
Head Coach: Jamie Pinkerton (Tulsa, 1997)
Record at UA: 19-43 (one year)
Overall Record: 159-148 (five years)
Assistant Coaches: Tiffany Redding (Tulsa, 2000)
Aly Sartini (Arkansas, 2002)

2005 Record: 19-43
Conference Finish: 4-25
Letterwinners Returning/Lost: 11/7
Newcomers: 10
Website: LADYBACKS.COM

