

# RAZORBACK

## 20 SOFTBALL 13



HOPE  
MCLEMORE

CHELSEA  
COHEN

AMANDA  
SUMMERFORD

ANDREA  
SULLIVAN

2013  
MEDIA GUIDE



# NCAA REGIONAL

20 **BERKELEY** 12



**ARKANSAS WON ITS FIRST TWO GAMES OF THE  
2012 BERKELEY REGIONAL AND REACHED ITS  
FIRST EVER REGIONAL FINAL**





# RAZORBACKS

## 2013



### Table of Contents

<b>Introduction</b>	<b>1-6</b>	<b>Sophomores</b>	<b>37-48</b>	<b>The Opponents</b>	<b>67-85</b>
Table of Contents	1	Alyssa Bass	38-39	The SEC	68
2013 Quick Facts	2	Kimmy Beasley	40-41	2012 Recap	69-77
2013 Roster	3	Sierra Bronkey	42-43	2013 Opponents	78-85
2013 TV Roster	4	Megan Pearson	44-45	The SEC Tournament	86
Bogle Park	5-6	Devon Wallace	46-47		
		Kasey Fagan	48	<b>History</b>	<b>87-98</b>
<b>Meet The Team</b>	<b>7-66</b>	Larabee on Soph.	49	Year by Year Results	88-92
Captains	8	<b>Freshmen</b>	<b>50-58</b>	Series Records	93
Seniors	9-22	Stephanie Canfield	51	School by School	93-98
Chelsea Cohen	10-11	Claire Clark	52		
Hope McLemore	12-13	Kyndra Meeker	53	<b>Records</b>	<b>99-108</b>
Andrea Sullivan	14-15	Lauren Montgomery	54	Single Game Records	100-101
Amanda Summerford	16-17	Danielle Riddle	55	Season Records	102-104
Meet the Seniors	18-19	Nicole Schroeder	56	Career Records	105-107
Larabee on Seniors	20	Kelly Young	57	Letterwinners	108
Juniors	21-38	Larabee on Freshman	58		
Morgan Clark	22-23	<b>Meet The Coaches</b>	<b>59-66</b>	<b>The U of A</b>	<b>109-122</b>
Jayne Gee	24-25	Mike Larabee	60-62	Old Main	110
Amanda Geile	26-27	Sue Carpenter	63	Senior Walk	111
Ashley Martindale	28-29	Coy Adkins	64	Chancellor	112
Clarisa Navarro	30-31	Whitney Cloer	65	Athletic Director	113
Chloe Oprzedek	32-33	Megan Langenfeld	66	Department Staff	114-117
Jennifer Rambo	34-35			The Department	118-119
Larabee on Juniors	36			Softball Support Staff	120
				Razorback Foundation	121







## 2013 Quick Facts

### School Information:

Official School Name:

University of Arkansas

Location:

Fayetteville, Ark.

Founded:

1871

Enrollment:

24,595

Nickname:

Razorbacks

Colors:

Cardinal and White

NCAA Division:

I

Conference:

Southeastern Conference (Western Division)

Website:

arkansasrazorbacks.com

Chancellor:

Dr. G. David Gearhart (Westminister Col., 1974)

Phone:

479-575-2000

Faculty Representative:

Dr. Sharon Hunt (Arkansas, 1973)

Phone:

479-575-2857

Vice Chancellor and AD:

Jeff Long (Ohio Wesleyan, 1982)

Phone:

479-575-4959

Assoc. Vice Chancellor.:

Bev Lewis (Central Michigan, 1979)

Phone:

479-575-4959

Athletic Department Phone:

479-575-4959

Ticket Office Phone:

479-575-5151

Team Information:

2012 Overall Finish:

29-28

SEC Record:

7-21

Home Record:

16-14

Away Record:

8-13

Neutral Site Record:

5-1

Post Season Record:

2-2

Letter Winners ret/lost:

15/5

Pitchers ret/lost:

3/1

Newcomers:

7

Home Field:

Bogle Park

Coaching Staff:

Head Coach:

Mike Larabee

Alma Mater:

Washington State, 1986

Career Record:

184-243 (9th Season)

Arkansas Record:

70-96 (4th Season)

Assistant Coaches:

Sue Carpenter (Cedarville, 1986)

Coy Adkins (Florida State 2001)

Whitney Cloer (Arkansas 2009)

Megan Langenfeld (UCLA 2011)

Kristy Harter & Kendra Center

Volunteer Coach:

Graduate Assistant:

Managers:

History:

First Year of Razorbacks Softball:

1997

Overall Record:

444-549-1

NCAA Appearances:

5 (2000, 2002, 2008, 2009, 2012)

Softball Communications:

Mailing Address:

131 Barnhill Arena, Fayetteville, AR 72703

Overnight Address:

Same

Office Phone:

479-575-2751

Contact:

Jake Demyan

Email:

demyan@uark.edu

Fax:

479/575-7481



INTRO

THE TEAM

OPPONENTS

HISTORY

RECORDS

U OF A





### 2012-2013 Roster

NO.	NAME	POS.	B/T	HT.	YR.	HOMETOWN (PREV SCHOOL)
19	BASS, ALYSSA	OF	R/R	5-4	SO.	MAGNOLIA, TEXAS (TOMBALL HS)
8	BEASLEY, KIMMY	LHP	L/L	5-11	SO.	FOREMAN, ARK. (FOREMAN HS)
10	BRONKEY, SIERRA	IF	L/R	5-6	RSO.	EDMOND, OKLA. (EDMOND SANTA FE HS)
14	CANFIELD, STEPHANIE	OF	L/R	5-9	FR.	ST. JOSEPH, ILL. (ST. JOSEPH-OGDEN HS)
22	CLARK, CLAIRE	OF/C	R/R	5-9	FR.	WYNNE, ARK. (WYNNE HS)
21	CLARK, MORGAN	C	R/R	5-9	RJR.	FARMINGTON, ARK. (FARMINGTON HS)
44	COHEN, CHELSEA	RHP	R/R	5-9	SR.	SPARKS, NEV. (REED HS)
1	FAGAN, KASEY	IF	R/R	5-11	JR.	DUNNELLON, FLA. (DUNNELLON HS)
4	GEE, JAYME	C	R/R	5-7	JR.	THE WOODLANDS, TEXAS (THE WOODLANDS COLLEGE PARK HS)
16	GEILE, AMANDA	OF	R/R	5-8	JR.	BALLWIN, MO. (PARKWAY SOUTH HS)
9	MARTINDALE, ASHLEY	OF	L/R	5-3	JR.	BENTON, ARK. (BENTON HS)
2	MCLEMORE, HOPE	RHP	R/R	5-6	SR.	RINGLING, OKLA. (RINGLING HS)
28	MEEKER, KYNDRA	UT	L/L	5-5	FR.	GRAVETTE, ARK. (GRAVETTE HS)
5	MONTGOMERY, LAUREN	IF	R/R	5-10	FR.	CYPRESS, TEXAS (CYPRESS RANCH HS)
11	NAVARRO, CLARISA	IF	R/R	5-5	JR.	LA JOYA, TEXAS (BUTLER CC) (LA JOYA HS)
20	OPRZEDEK, CHLOE	IF	L/R	5-4	JR.	LOCKPORT, ILL. (PROVIDENCE CATHOLIC HS)
23	PEARSON, MEGAN	IF	R/R	5-8	SO.	CENTERVILLE, OHIO (CENTERVILLE HS)
00	RAMBO, JENNIFER	OF	L/R	5-7	JR.	SPOKANE, WASH. (GONZAGA PREP)
24	RIDDLE, DANIELLE	IF	R/R	5-7	FR.	MUSKOGEE, OKLA. (HILLDALE HS)
29	SCHROEDER, NICOLE	OF	R/R	5-10	FR.	YORBA LINDA, CALIF. (ESPERANZA HS)
17	SULLIVAN, ANDREA	IF	R/R	6-2	SR.	HAMPTON, GA. (CHIPOLA JC) (LUELLA HS)
6	SUMMERFORD, AMANDA	OF	R/R	5-10	SR.	FAYETTEVILLE, ARK. (FAYETTEVILLE HS)
30	WALLACE, DEVON	IF	L/R	5-9	SO.	DOUBLE OAK, TEXAS (MARCUS HS)
18	YOUNG, KELLY	RHP	R/R	5-10	FR.	MADISON, MISS. (MADISON CENTRAL HS)

HEAD COACH- MIKE LARABEE  
 ASSISTANT COACHES- SUE CARPENTER, COY ADKINS

INTRO

THE TEAM

OPPONENTS

HISTORY

RECORDS

U OF A





## TV/ RADIO ROSTER

INTRO



00

Jennifer  
Rambo

OF • 5-7 • Jr. • L/R  
Spokane, Wash.



1

Kasey  
Fagan

IF • 5-11 • Jr. • R/R  
Dunnellon, Fla.



2

Hope  
McLemore

RHP • 5-6 • Sr. • R/R  
Ringling, Okla.



4

Jayme  
Gee

C • 5-7 • Jr. • R/R  
The Woodlands, Texas



5

Lauren  
Montgomery

OF • 5-10 • Fr. • R/R  
Cypress, Texas

THE TEAM



6

Amanda  
Summerford

OF • 5-10 • Sr. • R/R  
Fayetteville, Ark.



8

Kimmy  
Beasley

LHP • 5-11 • So. • L/L  
Foreman, Ark.



9

Ashley  
Martindale

OF • 5-3 • Jr. • L/R  
Benton, Ark.



10

Sierra  
Bronkey

UTL • 5-6 • RSo. • L/R  
Edmond, Okla.



11

Clarisa  
Navarro

IF • 5-5 • Jr. • R/R  
La Joya, Texas

OPPONENTS



14

Stephanie  
Canfield

OF • 5-9 • Fr. • L/R  
St. Joseph, Ill.



16

Amanda  
Geile

OF • 5-8 • Jr. • R/R  
Ballwin, Mo.



17

Andrea  
Sullivan

IF • 6-2 • Sr. • R/R  
Hampton, Ga.



18

Kelly  
Young

RHP • 5-10 • Fr. • R/R  
Madison, Miss.



19

Alyssa  
Bass

OF • 5-4 • So. • R/R  
Magnolia, Texas

HISTORY



20

Chloe  
Oprzedek

IF • 5-4 • Jr. • L/R  
Lockport, Ill.



21

Morgan  
Clark

C • 5-9 • R/Jr. • R/R  
Farmington, Ark.



22

Claire  
Clark

UTL • 5-11 • Fr. • R/R  
Wynne, Ark.



23

Megan  
Pearson

IF • 5-8 • So. • R/R  
Centerville, Ohio



24

Danielle  
Riddle

IF • 5-7 • Fr. • R/R  
Muskogee, Okla.

RECORDS



28

Kyndra  
Meeker

UT • 5-5 • Fr. • L/L  
Gravette, Ark.



29

Nicole  
Schroeder

OF • 5-10 • Fr. • R/R  
Yorba Linda, Calif.



30

Devon  
Wallace

UTL • 5-9 • So. • L/R  
Double Oak, Texas



44

Chelsea  
Cohen

RHP • 5-9 • Sr. • R/R  
Sparks, Nev.

U OF A



Head  
Coach

Mike  
Larabee



Assistant  
Coach

Sue  
Carpenter



Assistant  
Coach

Coy  
Adkins



Volunteer  
Coach

Whitney  
Cloer



Graduate  
Assistant

Megan  
Langenfeld





## BOGLE PARK



Every season, administrators encourage coaches and coaches encourage teams to be better than before. At the University of Arkansas, that commitment to improvement extends to facilities as well and there is no facility better for college softball than Bogle Park.

Bogle Park was made possible thanks to the lead gift made by Bob and Marilyn Bogle and the Bogle family who have also made significant contributions to both the university and the athletic department over the course of many years. An event celebrating the naming was held Friday, Oct. 26, 2009.

"There's one thing everybody in America knows about our campus, nothing at the University of Arkansas is less than first class," said Associate Vice Chancellor and Executive Associate Athletic Director Bev Lewis. "This facility will raise the bar for our softball program. I'm so pleased that the Boggles allowed us to honor them and to honor the University with the naming of this facility."

Bogle Park was designed by Browning Day Mullins Dierdorf and their lead architects John Lindstaedt, Dan McCloskey and Chad Lothamer. McClelland Consulting

Engineers was the civil engineer for Bogle Park. The mechanical, electrical and plumbing engineers were TME Consulting Engineers and the structural engineers were Engineering Consultants. Construction of the facility was handled by Nabholz Construction's Ozark division and would not be possible without the many donors and partners of the project.

Bogle Park replaced Lady'Back Yard and moved the Arkansas softball team into one of the elite facilities in America. The park is located on the corner of Leroy Pond Drive and California Drive, just north of the Arkansas soccer field.

One of the most striking aspects of Bogle Park is the dramatic entrance on the concourse level. Upon entry, fans see the field and then descend down into the seating area which is home to 1,200 chair-back seats. There is space for grilling in the outfield area and six modern skyboxes overlook the field. For the first time, the Razorback softball team has its locker room at the venue along with an indoor practice and batting facility located on the home field side of the stadium. The press box is a state-of-the-art media area.

### BOGLE BASICS

Capacity: 1,200

Inaugural Season: 2008-09

Unique Features:

- The home of Arkansas softball, Bogle Park joins the roster of state-of-the-art competition facilities for the Razorbacks.

- All chairback seating for primary seating.
- Outfield berm seating plus picnic area.
- Six skyboxes and a full press box built to be NCAA Regional ready.
- Graphic scoreboard for fans and players.
- Full clubhouse and training facilities for team.
- Adjacent indoor training facility with batting cages






## INDOOR PRACTICE FACILITY

When the weather prevents the softball team from practicing at Bogle Park, the team moves to the indoor, climate-controlled softball practice facility.

The indoor facility was constructed along with Bogle Park ensuring a uniform feel and consistency in the facility and the field. The interior measures 100x100 and is made of the same infield dirt as the playing field. Removable batting cages allow for hitting, pitching or lift out of the way for infield practice.



## THE DEDICATION

The latest addition to the University of Arkansas' athletic facilities was recognized Saturday, April 11, 2009, with the dedication of Bogle Park, the new home field for the Razorback softball team. The on-field dedication took place just before Arkansas' game with No. 19 LSU.

As the gates at Bogle Park opened, the first 500 fans were admitted free and received a concession stand voucher and a commemorative softball marking the special date. The ceremonial first pitch was thrown out by the Bogle family before the start of Saturday's contest.

University of Arkansas Chancellor Dr. G. David Gearhart and Vice Chancellor and Director of Athletics Jeff Long took part in the dedication ceremony of the \$8.5 million facility. Associate Vice Chancellor and Executive Associate Athletic Director Bev Lewis was in attendance to recognize the donor gift supplied by the Bogle family.



INTRO

THE TEAM

OPPONENTS

HISTORY

RECORDS

U OF A



# MEET THE

20 **TEAM** 13



# 2013 RAZORBACKS





# 2013 CAPTAINS **CHELSEA COHEN, AMANDA GEILE, HOPE MCLEMORE**

"The great thing about Hope and Chelsea is that they compliment each other. Chelsea is more of a vocal leader and Hope leads by example. They are my role models and big sisters." - Megan Pearson



"Chelsea, Hope and Amanda are the best combination of captains I could ask for. They work well together and their different personalities really help keep the team in sync. Every player on this team has someone in the group of captains that they can go and talk to." - Devon Wallace

"Amanda makes a great captain because she can communicate between the players and coaches." - Megan Pearson

"Chelsea, Hope and Amanda would make the ideal captains for any team. Their mix of personalities make them great as team leaders. Not only do they encourage and lead, they are always there to talk off the field. They lead vocally and by example. They lead by example with hard work and dedication." - Sierra Bronkey

"Hope always has a positive outlook and is a great example both on and off the field and Chelsea brings a lot of confidence and leadership to this team. She is not afraid to do what is right in order to make us better. With Chelsea, the team comes first. Amanda is one of the most hard-working people I have ever met. She always puts the team before herself and is very selfless in her actions." - Jayme Gee

"All three of them would do anything for this team. They are great people who will do anything to better the team. They are available for anything that anybody needs at anytime. I think they are very positive people and I consider them to be my role models." - Amanda Geile





# RAZORBACK

20 SENIORS 13



Hope McLemore



Chelsea Cohen



Amanda Summerford



Andrea Sullivan



## CHELSEA COHEN - #44

*Pitcher - Senior - Sparks, Nev. (Reed HS)*



**2012:** Chelsea Cohen spent the longest time in the circle out of any pitcher last season for the Razorbacks, throwing 196.1 innings. With an overall ERA of 3.32 Cohen compiled a record of 14-15 for her junior campaign while collecting a team-leading 101 strikeouts and only allowing 62 walks. Cohen closed out the game against No. 1 California not allowing the Golden Bears to put the tying run on the board and giving Arkansas the 3-2 upset victory. She also threw 4.2 innings in the regional final against Cal where she struck out five Golden Bears while not allowing any earned runs. Cohen recorded her first no-hitter as a Razorback when she combined with freshman pitcher Kimmy Beasley on May 2 against Missouri State. This was the first no-hitter for Arkansas since the 2008 season. In the Missouri State game Cohen threw 6.0 innings, facing 20 batters and only allowing one walk. Cohen made 41 appearances in the circle while starting 28 games. She also recorded one save on March 3 against Drake.

**2011:** Cohen pitched 43.2 innings in her sophomore season for Arkansas. She made 17 appearances with two starts in the circle and started one game in the designated player spot. She picked up her first win over Texas Southern (Feb. 25) at the Holiday Inn Emerald Beach Islander Classic in Corpus Christi, Texas. She worked six complete innings and helped the Razorbacks to a 14-4 win over TSU. In game two of the doubleheader at Ole Miss (March 23), Cohen picked up her second win of the season in a 7-6 victory over the Rebels. Cohen came in as a relief pitcher in the second inning and pulled the Razorbacks out of a bases loaded, no outs situation. She worked 5.1 innings in the circle and walked just two batters. She made her first plate appearance of the season with a two-RBI single up the left side.

**2010:** Cohen made six starts inside the circle for the Razorbacks and posted a 3-2 record with a 5.08 ERA. In 41.1 innings pitched, she allowed 46 hits, 30 earned runs and struck out nine. She also made eight appearances in relief. Cohen got the win in her first collegiate start on Feb. 27 against Iowa. She allowed just one earned run on seven hits with one strikeout in her six innings in the circle. She added another win against Tulsa as she limited the Golden Hurricane to two hits over seven innings. Cohen made seven appearances in SEC play, including starts against Georgia, LSU and Alabama. Against the Tigers, Cohen took the loss despite allowing only three runs on seven hits through 9-2/3 innings.

**HIGH SCHOOL:** Cohen joined Arkansas softball after earning all-state honors three times. In her first high school start for the Reed High School Raiders, she pitched a nine-inning, no-hitter and struck out 15 batters in a 1-0 win. She finished her freshman year with a 1.56 ERA and 120 strikeouts in 99 innings pitched. As a sophomore, she carried a 1.87 ERA and threw seven shutouts while striking out 165. She helped her team to finish second at the Oklahoma 4A State Championships in her junior year. Cohen was also a four-year letterwinner in volleyball. She was involved with student council and the Reed Mentoring program.

**PERSONAL:** Born May 25, 1991, she is the daughter of Todd and Heidi Cohen. She has two older brothers, Cody and Calder. Cohen is majoring in hotel/restaurant management and hospitality.



INTRO

THE TEAM

OPPONENTS

HISTORY

RECORDS

U OF A





### CAREER STATISTICS

Year	ERA	W	L	App	GS	CG	SHO	CBO	SV	IP	H	R	ER	BB	SO	2B	3B	HR	BF	B/Avg	WP	HBP	BK	SFA	SHA
2010	5.08	3	2	14	6	2	0	0	0	41.1	46	32	30	14	9	5	1	9	184	.282	2	2	1	2	3
2011	6.57	2	2	17	2	1	0	1	0	43.2	69	46	41	15	18	7	2	10	210	.365	4	0	0	2	4
2012	3.32	14	15	41	28	17	3	1	2	196.1	216	111	93	62	101	47	4	16	881	.278	4	11	0	5	27
<b>TOTAL</b>	<b>4.08</b>	<b>19</b>	<b>19</b>	<b>72</b>	<b>36</b>	<b>20</b>	<b>3</b>	<b>2</b>	<b>2</b>	<b>281.1</b>	<b>331</b>	<b>189</b>	<b>164</b>	<b>91</b>	<b>128</b>	<b>59</b>	<b>7</b>	<b>35</b>	<b>1275</b>	<b>.293</b>	<b>10</b>	<b>13</b>	<b>1</b>	<b>9</b>	<b>34</b>

### 2012 GAME BY GAME

Date	OPP	GS	IP	H	R	ER	BB	SO	2B	3B	HR	WP	BK	HBP	IBB	Score	W	L	SV	ERA
2/10/12	UT Arlington	*	5.0	2	4	1	2	2	0	0	0	0	0	0	1	1-4	0	1	0	1.40
2/11/12	Iowa	0	1.1	1	0	0	0	1	0	0	0	0	0	0	0	10-2	0	1	0	1.11
2/12/12	Wichita State	*	5.0	5	0	0	0	6	2	0	0	0	0	0	0	8-0	1	1	0	0.62
2/18/12	Drake	*	7.0	4	1	1	2	3	0	0	0	0	0	0	0	4-1	2	1	0	0.76
2/18/12	USF	0	1.1	3	2	2	0	0	2	0	0	0	0	0	0	6-7	2	2	0	1.42
2/19/12	Wisconsin	*	7.0	5	1	1	2	2	0	0	0	0	0	0	0	5-1	3	2	0	1.31
2/24/12	TENN. ST.	*	7.0	4	0	0	1	4	1	0	0	0	0	0	0	7-0	4	2	0	1.04
2/25/12	NW ST.	*	7.0	5	0	0	0	2	1	0	0	0	0	0	0	6-0	5	2	0	0.86
2/26/12	JACKSON ST.	*	8.0	8	3	2	0	6	2	0	0	0	0	0	0	4-3	6	2	0	1.01
3/2/12	DRAKE	*	7.0	5	4	4	3	5	1	0	1	0	0	0	0	5-4	7	2	0	1.38
3/3/12	BUTLER	*	7.0	7	1	1	3	3	1	0	0	0	0	0	0	3-1	8	2	0	1.34
3/3/12	DRAKE	0	2.0	1	0	0	0	1	0	0	0	0	0	0	0	8-6	8	2	1	1.30
3/4/12	BUTLER	*	8.0	9	5	4	2	4	3	0	1	0	0	1	0	6-5	9	2	1	1.54
3/7/12	OLE MISS	*	3.2	9	5	4	0	3	2	0	0	0	0	0	0	0-13	9	3	1	1.83
3/7/12	OLE MISS	*	8.0	14	7	6	3	3	4	0	0	0	0	0	2	6-7	9	4	1	2.16
3/9/2012	South Carolina	0	1.2	0	0	0	1	2	0	0	0	0	0	0	1	5-4	10	4	1	2.12
3/11/2012	South Carolina	*	6.1	11	8	8	1	4	4	0	2	0	0	0	0	7-8	10	5	1	2.58
3/14/12	MISSOURI	0	4.0	4	2	2	2	2	0	0	1	0	0	0	0	0-4	10	5	1	2.62
3/16/12	TENNESSEE	0	0.1	1	1	0	1	0	0	0	0	1	0	0	0	0-8	10	5	1	2.61
3/17/12	TENNESSEE	*	7.0	5	1	1	1	6	1	0	0	0	0	0	0	4-1	11	5	1	2.50
3/18/12	TENNESSEE	*	7.0	8	2	2	3	3	0	1	1	0	0	0	3	0-2	11	6	1	2.47
3/23/12	FLORIDA	*	7.0	9	6	6	3	3	2	0	2	0	0	0	1	0-6	11	7	1	2.68
3/24/12	FLORIDA	*	5.0	8	3	2	2	0	3	0	1	0	0	0	1	2-3	11	8	1	2.68
3/25/12	FLORIDA	*	1.2	3	2	2	1	0	1	0	0	0	0	0	0	0-5	11	9	1	2.76
3/28/12	TULSA	0	5.0	7	5	4	0	2	1	0	1	0	0	0	0	0-6	11	9	1	2.87
3/30/12	LSU	*	6.0	7	1	0	3	2	1	1	0	0	0	1	1	0-1	11	10	1	2.74
3/31/12	LSU	*	4.0	9	6	6	3	0	2	0	0	2	0	1	1	1-9	11	11	1	2.96
4/1/12	LSU	0	0.2	0	0	0	0	0	0	0	0	0	0	0	0	2-3	11	11	1	2.95
4/6/12	MISS. ST.	*	5.0	3	0	0	1	3	0	0	0	0	0	0	0	1-2	11	11	1	2.85
4/6/12	MISS. ST.	*	4.1	6	4	0	2	1	0	0	0	0	0	1	0	2-7	11	12	1	2.77
4/7/12	MISS. ST.	0	3.1	2	1	1	0	3	0	0	1	0	0	1	0	13-2	12	12	1	2.75
4/11/12	Kentucky-1	*	5.0	12	5	5	0	4	3	0	2	0	0	0	0	7-9	12	12	1	2.89
4/14/12	UT-MARTIN	*	1.2	5	4	4	2	3	2	0	0	0	0	1	0	6-4	12	12	1	3.03
4/20/12	Auburn	*	7.0	5	3	3	3	6	1	0	0	0	0	3	0	2-3	12	13	1	3.03
4/22/12	Auburn	*	7.0	4	1	1	2	3	2	1	0	0	0	0	0	5-1	13	13	1	2.95
4/25/12	Tulsa	*	4.1	12	10	9	1	2	2	1	1	0	0	1	0	9-12	13	14	1	3.23
4/27/12	ALABAMA	*	1.1	2	8	7	5	0	0	0	1	1	0	1	0	6-13	13	15	1	3.48
5/2/12	Missouri State	0	6.0	0	0	0	1	0	0	0	0	0	0	0	0	4-0	14	15	1	3.37
5/6/12	Georgia	0	4.1	4	4	4	2	2	2	0	1	0	0	0	0	1-7	14	15	1	3.44
5/19/12	CALIFORNIA	0	2.1	2	0	0	1	0	1	0	0	0	0	0	1	3-2	14	15	2	3.40
5/20/12	CALIFORNIA	0	4.2	5	1	0	3	5	0	0	0	0	0	0	0	0-7	14	15	2	3.32
<b>TOTALS</b>		<b>28</b>	<b>196.1</b>	<b>216</b>	<b>111</b>	<b>93</b>	<b>62</b>	<b>101</b>	<b>47</b>	<b>4</b>	<b>16</b>	<b>4</b>	<b>0</b>	<b>11</b>	<b>12</b>	<b>159-183</b>	<b>14</b>	<b>15</b>	<b>2</b>	<b>3.32</b>

INTRO

THE TEAM

OPPONENTS

HISTORY

RECORDS

U OF A



## HOPE MCLEMORE - #2

*Pitcher - Senior - Ringling, Okla. (Ringling HS)*



**2012:** Hope McLeMore was recovering from surgery for the majority of her junior season, but rehabbed and made her first appearance at Auburn on April 21 throwing 2.1 innings. She recorded her first win of the season against No. 11 Georgia in Athens, Ga. There she threw 5.1 innings striking out two Bulldogs and allowing zero walks. McLeMore recorded her second win on the season in the opening game of the NCAA Tournament against Boston University in the Berkeley Regional where she struck out six batters and allowed no walks in the 3-2 win over the Terriers. Prior to her return to the circle, McLeMore pinch ran for the Razorbacks scoring six runs.

**2011:** McLeMore capped off her sophomore season with 12 starts in the circle. She finished the season with a 4-11 record and pitched six complete games for the Razorbacks. She had a season high of nine strikeouts on the season against East Tennessee State (March 5), leading the Razorbacks to a 4-2 win over the Bucs. She combined

for 85.1 innings pitched and tallied 71 strikeouts during the 2011 season. McLeMore had seven starts and three complete games during SEC play, including an 11 inning battle against No. 24 Kentucky in the opening week of league play. McLeMore had just two strikeouts, but held the score at two apiece until the 11th inning. She finished the season at a 4.43 ERA. McLeMore made four appearances as a pinch runner for the Razorbacks as well during the year. She scored her first run of her career as a pinch runner against Mississippi State (March 20) when senior Amanda Caldwell hit a grand slam in the top of the fourth.

**2010:** McLeMore was the team's No. 1 starter in the circle and came away with a 14-13 record holding a team-best 3.01 ERA and 140 strikeouts in 153.2 innings. She made 35 appearances, including 25 starts. McLeMore made her collegiate debut against Iowa (Feb. 12), picking up a win after allowing one unearned run on four hits with 10 strikeouts. She would repeat the 10-strikeout performance against Drake and Georgia. McLeMore recorded her first save in that game as well. She worked back-to-back shutouts against Buffalo and Nebraska, the first two of her career. McLeMore registered a season-high 12 strikeouts against Louisiana Tech at Bogle Park on March 13. To open SEC play, she collected a win and a save against South Carolina as the Razorbacks swept a double header against the Gamecocks. She allowed three earned runs on eight hits in seven innings to pick up her first SEC conference win. McLeMore started 14 games against conference opponents. She was named SEC Freshman for the Week on April 12 after picking up a win in the series-opener against No. 8 Georgia. McLeMore teamed up with fellow pitcher Layne McGuirt to hurl 12 scoreless innings as the Razorbacks swept a double header against Ole Miss.

**HIGH SCHOOL:** McLeMore was a vital piece of the Ringling High School run to the 2008 Oklahoma 2A State Championship. In the title game, she had a 16-strikeout, shutout performance in the circle and scored the only run of the game. McLeMore was selected a member of the all-state team. Following her senior season, McLeMore was honored with the Ferguson Jenkins Award, which is given to the top-5 baseball and softball players in the state of Oklahoma. During her prep career, she was a three-time all-area pitcher of the year and a four-time member of the All-Area All Star Team. McLeMore compiled a career 115-24 record with a 0.45 ERA and 1,500 strikeouts. She also lettered in basketball and cheerleading. McLeMore was named a National AP Scholar and was FFA President along with Student Council Vice President.

**PERSONAL:** Born Nov. 20, 1990, she is the daughter of Terry and Elizabeth McLeMore. She has an older brother named Terel. McLeMore is majoring in health science/pre-med. She was named to the SEC Spring Honor Roll in 2011.



INTRO

THE TEAM

OPPONENTS

HISTORY

RECORDS

U OF A





### CAREER STATISTICS

Year	ERA	W	L	App	GS	CG	SHO	CBO	SV	IP	H	R	ER	BB	SO	2B	3B	HR	BF	B/Avg	WP	HBP	BK	SFA	SHA
2010	3.01	14	13	35	25	12	4	1	3	153.2	151	78	66	56	140	21	2	20	676	.256	9	12	1	5	12
2011	4.43	4	11	21	12	6	0	1	0	85.1	92	70	54	31	71	15	1	18	391	.271	2	6	3	5	9
2012	4.52	2	1	5	4	2	0	0	0	21.2	31	15	14	7	13	4	0	4	106	.341	0	4	0	1	3
<b>TOTAL</b>	<b>3.60</b>	<b>20</b>	<b>25</b>	<b>61</b>	<b>41</b>	<b>20</b>	<b>4</b>	<b>2</b>	<b>3</b>	<b>260.2</b>	<b>274</b>	<b>163</b>	<b>134</b>	<b>94</b>	<b>224</b>	<b>40</b>	<b>3</b>	<b>42</b>	<b>1173</b>	<b>.268</b>	<b>11</b>	<b>22</b>	<b>4</b>	<b>11</b>	<b>24</b>

### 2012 GAME BY GAME

Date	OPP	GS	IP	H	R	ER	BB	SO	2B	3B	HR	WP	BK	HBP	IBB	Score	W	L	SV	ERA
4/21/12	Auburn	*	2.1	1	0	0	1	0	0	0	0	0	0	0	0	1-5	0	0	0	0.00
4/25/12	Tulsa		2.0	3	2	2	0	0	0	0	1	0	0	1	0	9-12	0	0	0	3.23
5/5/12	Georgia-2	*	5.1	7	1	0	0	2	1	0	0	0	0	0	0	2-1	1	0	0	1.45
5/18/12	Boston	*	7.0	7	2	2	0	6	1	0	1	0	0	3	0	3-2	2	0	0	1.68
5/20/12	CALIFORNIA	*	5.0	13	10	10	6	5	2	0	2	0	0	0	2	2-10	2	1	0	4.52
<b>Totals:</b>		<b>4</b>	<b>21.2</b>	<b>31</b>	<b>15</b>	<b>14</b>	<b>7</b>	<b>13</b>	<b>4</b>	<b>0</b>	<b>4</b>	<b>0</b>	<b>0</b>	<b>4</b>	<b>2</b>	<b>2-10</b>	<b>2</b>	<b>1</b>	<b>0</b>	<b>4.52</b>

Date	OPP	GS	AB	R	H	RBI	2B	3B	HR	BB	IBB	SB	CS	HBP	SAC	SF	GDP	K	PO	A	E	Avg
2/10/12	Belmont	0	0	0	0	0	0	0	0	0	0	0	0	0	0	0	0	0	0	0	0	.000
2/11/12	Iowa	0	0	0	0	0	0	0	0	0	0	0	0	0	0	0	0	0	0	0	0	.000
2/11/12	Baylor	0	0	0	0	0	0	0	0	0	0	0	0	0	0	0	0	0	0	0	0	.000
2/12/12	Wichita St.	0	0	0	0	0	0	0	0	0	0	0	0	0	0	0	0	0	0	0	0	.000
2/18/12	Drake	0	0	0	0	0	0	0	0	0	0	0	0	0	0	0	0	0	0	0	0	.000
2/19/12	Wisconsin	0	0	0	0	0	0	0	0	0	0	0	0	0	0	0	0	0	0	0	0	.000
2/24/12	NW ST.	0	0	1	0	0	0	0	0	0	0	0	0	0	0	0	0	0	0	0	0	.000
2/24/12	TENN ST.	0	0	1	0	0	0	0	0	0	0	1	0	0	0	0	0	0	0	0	0	.000
2/25/12	JACK. ST.	0	0	0	0	0	0	0	0	0	0	0	0	0	0	0	0	0	0	0	0	.000
2/25/12	NW ST.	0	0	1	0	0	0	0	0	0	0	0	0	0	0	0	0	0	0	0	0	.000
2/26/12	JACK. ST.	0	0	0	0	0	0	0	0	0	0	0	0	0	0	0	0	0	0	0	0	.000
3/2/12	DRAKE	0	0	0	0	0	0	0	0	0	0	0	0	0	0	0	0	0	0	0	0	.000
3/3/12	BUTLER	0	0	0	0	0	0	0	0	0	0	0	0	0	0	0	0	0	0	0	0	.000
3/3/12	DRAKE	0	0	0	0	0	0	0	0	0	0	0	0	0	0	0	0	0	0	0	0	.000
3/4/12	BUTLER	0	0	1	0	0	0	0	0	0	0	0	0	0	0	0	0	0	0	0	0	.000
3/7/12	OLE MISS	0	0	0	0	0	0	0	0	0	0	0	0	0	0	0	0	0	0	0	0	.000
3/9/12	S.C.	0	0	0	0	0	0	0	0	0	0	0	0	0	0	0	0	0	0	0	0	.000
3/11/12	S.C.	0	0	1	0	0	0	0	0	0	0	0	0	0	0	0	0	0	0	0	0	.000
3/16/12	TENN.	0	0	0	0	0	0	0	0	0	0	0	0	0	0	0	0	0	0	0	0	.000
3/16/12	TENN.	0	0	0	0	0	0	0	0	0	0	0	0	0	0	0	0	0	0	0	0	.000
3/18/12	TENN.	0	0	0	0	0	0	0	0	0	0	0	0	0	0	0	0	0	0	0	0	.000
3/23/12	FLORIDA	0	0	0	0	0	0	0	0	0	0	0	0	0	0	0	0	0	0	0	0	.000
3/24/12	FLORIDA	0	0	1	0	0	0	0	0	0	0	0	0	0	0	0	0	0	0	0	0	.000
3/25/12	FLORIDA	0	0	0	0	0	0	0	0	0	0	0	0	0	0	0	0	0	0	0	0	.000
3/28/12	TULSA	0	0	0	0	0	0	0	0	0	0	0	0	0	0	0	0	0	0	0	0	.000
3/30/12	LSU	0	0	0	0	0	0	0	0	0	0	0	0	0	0	0	0	0	0	0	0	.000
3/31/12	LSU	0	0	0	0	0	0	0	0	0	0	0	1	0	0	0	0	0	0	0	0	.000
4/21/12	Auburn	*	0	0	0	0	0	0	0	0	0	0	0	0	0	0	0	0	0	1	0	.000
4/25/12	Tulsa	0	0	0	0	0	0	0	0	0	0	0	0	0	0	0	0	0	0	1	0	.000
5/5/12	Georgia-2	*	0	0	0	0	0	0	0	0	0	0	0	0	0	0	0	0	0	1	0	.000
5/20/12	CAL.	*	0	0	0	0	0	0	0	0	0	0	0	0	0	0	0	0	0	2	0	.000
<b>TOTALS</b>		<b>3</b>	<b>0</b>	<b>6</b>	<b>0</b>	<b>0</b>	<b>0</b>	<b>0</b>	<b>0</b>	<b>0</b>	<b>0</b>	<b>1</b>	<b>1</b>	<b>0</b>	<b>0</b>	<b>0</b>	<b>0</b>	<b>0</b>	<b>0</b>	<b>5</b>	<b>0</b>	<b>.000</b>



## ANDREA SULLIVAN - #17

*Infield - Senior - Hampton, Ga. (Chipola JC) (Luella HS)*



**2012:** Andrea Sullivan is a junior college transfer that appeared in 35 games, while starting 25 at first base or the designated player position. Sullivan had four home runs in her first season as a Razorback. She had a home run at South Carolina in the top of the eighth to give Arkansas the win over the Gamecocks. All four of her home runs were in conference play, at South Carolina, LSU, Kentucky and Auburn, respectively. Sullivan had a clutch RBI in the 3-2 victory over Boston University at the Berkeley Regional.

**BEFORE ARKANSAS:** A home run threat at the plate, Sullivan belted 18 long balls for Chipola College as a sophomore in 2011. She averaged .393 at the plate, recording 68 hits and 62 RBI and was named to the 2011 Louisville Slugger/NFCA NJCAA Division I All-America first team. She helped power the Lady Indians. Sullivan was honored to the All-FCSAA first team and was

an All-Panhandle Conference selection. As a freshman, Sullivan batted .320 with seven home runs, 49 hits and 39 RBI. She was an astute fielder in her Chipola career, recording .963 and .962 fielding percentages in her freshman and sophomore years, respectively.

**PERSONAL:** Born May 26, 1991, she is the daughter of Mark and Susan Sullivan. She has one sister, Amanda. Sullivan is majoring in kinesiology.



INTRO

THE TEAM

OPPONENTS

HISTORY

RECORDS

U OF A





### CAREER STATISTICS

Year	Avg	GP	GS	AB	R	H	2B	3B	HR	RBI	TB	SLG%	BB	HBP	SO	GDP	OB%	SF	SH	SB	ATT	PO	A	E	FLD%
2012	.111	35	25	72	4	8	0	0	4	9	20	.278	9	3	35	0	.238	0	0	0	0	89	3	2	.979
TOTAL	.111	35	25	72	4	8	0	0	4	9	20	.278	9	3	35	0	.238	0	0	0	0	89	3	2	.979

### 2012 GAME BY GAME

Date	OPP	GS	AB	R	H	RBI	2B	3B	HR	BB	IBB	SB	CS	HBP	SAC	SF	GDP	K	PO	A	E	Avg
2/10/12	Belmont	0	1	0	0	0	0	0	0	0	0	0	0	0	0	0	0	0	0	0	0	.000
2/12/12	Wichita St.	0	1	0	0	0	0	0	0	0	0	0	0	0	0	0	0	0	0	0	0	.000
2/18/12	Drake	0	0	0	0	0	0	0	0	0	0	0	0	1	0	0	0	0	0	0	0	.000
2/18/12	USF	0	0	0	0	1	0	0	0	0	0	0	0	1	0	0	0	0	0	0	0	.000
2/7/12	OLE MISS	0	1	0	0	0	0	0	0	0	0	0	0	0	0	0	0	0	0	0	0	.000
3/9/12	S.C.	*	3	1	1	1	0	0	1	1	0	0	0	0	0	0	0	0	0	0	0	.167
3/10/12	S.C.	*	4	0	0	0	0	0	0	0	0	0	0	0	0	0	0	2	0	0	0	.100
3/11/12	S.C.	0	1	0	0	0	0	0	0	0	0	0	0	0	0	0	0	1	0	0	0	.091
3/14/12	MISSOURI	*	2	0	0	0	0	0	0	0	0	0	0	0	0	0	0	2	4	1	0	.077
3/18/12	TENN.	0	1	0	0	0	0	0	0	0	0	0	0	0	0	0	0	1	0	0	0	.071
3/24/12	FLORIDA	0	0	0	0	1	0	0	0	1	0	0	0	0	0	0	0	0	0	0	0	.071
3/25/12	FLORIDA	*	1	0	0	0	0	0	0	1	0	0	0	0	0	0	0	1	4	0	1	.067
3/28/12	TULSA	*	3	0	0	0	0	0	0	0	0	0	0	0	0	0	0	1	5	0	1	.056
3/30/12	LSU	*	3	0	1	0	0	0	0	0	0	0	0	0	0	0	0	2	0	0	0	.095
3/31/12	LSU	*	1	0	0	0	0	0	0	0	0	0	0	1	0	0	0	1	7	0	0	.091
4/1/12	LSU	*	3	1	1	1	0	0	1	0	0	0	0	0	0	0	0	1	9	0	0	.120
4/6/12	MISS. ST.	*	2	0	0	0	0	0	0	1	0	0	0	0	0	0	0	1	13	0	0	.111
4/6/12	MISS. ST.	*	3	0	0	0	0	0	0	0	0	0	0	0	0	0	0	2	9	1	0	.100
4/7/12	MISS. ST.	*	2	1	1	2	0	0	1	1	0	0	0	0	0	0	0	0	5	0	0	.125
4/11/12	Kentucky-1	*	4	0	1	0	0	0	0	0	0	0	0	0	0	0	0	2	5	0	0	.139
4/11/12	Kentucky-2	*	4	0	0	0	0	0	0	0	0	0	0	0	0	0	0	2	3	0	0	.125
4/14/12	UT-MAR	*	3	0	0	0	0	0	0	0	0	0	0	0	0	0	0	2	6	0	0	.116
4/14/12	UT-MAR	*	2	0	0	0	0	0	0	1	0	0	0	0	0	0	0	0	7	1	0	.111
4/20/12	Auburn	*	3	0	0	0	0	0	0	1	0	0	0	0	0	0	0	1	8	0	0	.104
4/21/12	Auburn	*	2	0	0	0	0	0	0	0	0	0	0	0	0	0	0	1	4	0	0	.100
4/22/12	Auburn	*	3	1	1	1	0	0	1	0	0	0	0	0	0	0	0	2	0	0	0	.113
4/25/12	Tulsa	*	3	0	1	1	0	0	0	1	0	0	0	0	0	0	0	0	0	0	0	.125
4/27/12	ALA.	*	3	0	0	0	0	0	0	1	0	0	0	0	0	0	0	0	0	0	0	.119
4/28/12	ALA.	*	3	0	0	0	0	0	0	0	0	0	0	0	0	0	0	2	0	0	0	.113
4/29/12	ALA.	*	2	0	0	0	0	0	0	0	0	0	0	0	0	0	0	2	0	0	0	.109
5/2/12	Missouri St.	*	1	0	0	0	0	0	0	0	0	0	0	0	0	0	0	1	0	0	0	.108
5/5/12	Georgia-1	0	1	0	0	0	0	0	0	0	0	0	0	0	0	0	0	1	0	0	0	.106
5/5/12	Georgia-2	0	1	0	0	0	0	0	0	0	0	0	0	0	0	0	0	0	0	0	0	.104
5/18/12	Boston	*	3	0	1	1	0	0	0	0	0	0	0	0	0	0	0	2	0	0	0	.114
5/19/12	CAL.	*	2	0	0	0	0	0	0	0	0	0	0	0	0	0	0	2	0	0	0	.111
TOTALS		25	72	4	8	9	0	0	4	9	0	0	0	3	0	0	0	35	89	3	2	.111

INTRO

THE TEAM

OPPONENTS

HISTORY

RECORDS

U OF A



## AMANDA SUMMERFORD - #6

*Outfielder - Senior - Fayetteville, Ark. (Fayetteville HS)*



**2012:** Amanda Summerford was primarily used as a pinch runner in her junior season, adding three runs to the Razorbacks' total in 2012. She also made two appearances in the circle in relief.

**2011:** Summerford capped off her sophomore campaign with one start and six appearances for the Razorbacks. Used primarily as a pinch runner, the sophomore plated three runs for Arkansas, including one in the 14-4 win over Texas Southern (Feb. 25) and another in the 5-2 victory against Rutgers (Feb. 26) at the Holiday Inn Emerald Beach Islander Classic in Corpus Christi, Texas. Summerford made her debut as a Razorback pitcher in game two of the weekend series against No. 1 Alabama. She pitched 0.2 innings to get Arkansas out of the inning.

**2010:** Summerford saw action in 36 games as a pinch runner for the Razorbacks during her freshman campaign. She scored 12 runs throughout the season including eight against SEC opponents.

**HIGH SCHOOL:** Summerford was a pitcher from Fayetteville High School and helped lead the Bulldogs to the 7A West Conference Championship and a runner-up result at the 2008 Arkansas 7A State Tournament. Summerford was named to the 2008 Louisville Slugger/NFCA High School All-South Central second team. As a sophomore, Summerford was the Arkansas Gatorade Player of the Year after leading Fayetteville to the 2007 Arkansas 7A State Championship, the second state title of her career; the Bulldogs were the 2006 Arkansas 5A State champions. She was a two-time all-state honoree and has twice been named to the all-conference first team.

**PERSONAL:** Born June 17, 1991, she is the daughter of Joe and Lisa Summerford. She has an older brother, Josh. Summerford is majoring in kinesiology and plans to attend graduate school to become a pediatric physical therapist.





# RAZORBACKS

## 2013



### CAREER STATISTICS

Year	Avg	GP	GS	AB	R	H	2B	3B	HR	RBI	TB	SLG%	BB	HBP	SO	GDP	OB%	SF	SH	SB	ATT	PO	A	E	FLD%
2010	.000	36	0	0	12	0	0	0	0	0	0	.000	1	0	0	0	1.000	0	0	0	0	0	0	0	.000
2011	.000	12	1	3	3	0	0	0	0	0	0	.000	0	0	2	0	.000	0	0	0	0	0	0	1	.000
2012	.000	16	0	1	3	0	0	0	0	0	0	.000	0	0	0	0	.000	0	0	0	0	0	0	0	.000
TOTAL	.000	64	1	4	18	0	0	0	0	0	0	.000	1	0	2	0	.200	0	0	0	0	0	0	1	.000

### 2012 GAME BY GAME

Date	OPP	GS	AB	R	H	RBI	2B	3B	HR	BB	IBB	SB	CS	HBP	SAC	SF	GDP	K	PO	A	E	Avg
2/26/12	JACK. ST.	0	0	1	0	0	0	0	0	0	0	0	0	0	0	0	0	0	0	0	0	.000
3/25/12	FLORIDA	0	0	0	0	0	0	0	0	0	0	0	0	0	0	0	0	0	0	0	0	.000
3/30/12	LSU	0	0	0	0	0	0	0	0	0	0	0	0	0	0	0	0	0	0	0	0	.000
3/31/12	LSU	0	0	0	0	0	0	0	0	0	0	0	0	0	0	0	0	0	0	0	0	.000
4/7/12	MISS. ST.	0	0	1	0	0	0	0	0	0	0	0	0	0	0	0	0	0	0	0	0	.000
4/11/12	Kentucky-1	0	0	0	0	0	0	0	0	0	0	0	0	0	0	0	0	0	0	0	0	.000
4/11/12	Kentucky-2	0	0	1	0	0	0	0	0	0	0	0	0	0	0	0	0	0	0	0	0	.000
4/14/12	UT-MART	0	0	0	0	0	0	0	0	0	0	0	0	0	0	0	0	0	0	0	0	.000
4/20/12	Auburn	0	0	0	0	0	0	0	0	0	0	0	0	0	0	0	0	0	0	0	0	.000
4/25/12	Tulsa	0	0	0	0	0	0	0	0	0	0	0	0	0	0	0	0	0	0	0	0	.000
5/5/12	Georgia-1	0	0	0	0	0	0	0	0	0	0	0	0	0	0	0	0	0	0	0	0	.000
5/6/12	Georgia	0	1	0	0	0	0	0	0	0	0	0	0	0	0	0	0	0	0	0	0	.000
5/18/12	Boston	0	0	0	0	0	0	0	0	0	0	0	0	0	0	0	0	0	0	0	0	.000
5/20/12	CAL.	0	0	0	0	0	0	0	0	0	0	0	0	0	0	0	0	0	0	0	0	.000
TOTALS		0	1	3	0	0	0	0	0	0	0	0	0	0	0	0	0	0	0	0	0	.000





## MEET THE SENIORS

**Hope** *McLemore in her own words*

### The Basics

Age: 21  
Position: Pitcher  
Major: Community Health Promotion.  
Parents: Terry and Beth McLemore.  
Siblings: Terel (Brother)  
Started playing softball: 4 years old  
In five years: I plan to be in southern Okla., working and starting our family.  
One Food Forever: Steak.  
Movie: The Notebook.  
Song/ Band: Tim McGraw.  
Water or Gatorade: Half-and-Half.

### Softball

Past/Pro softball player: Jennie Finch  
Favorite Part of Season: The post-season.  
Favorite thing about this team: Our friendship and closeness.  
Welcome to College Softball Moment: First practice as a Freshman.  
Favorite Coach's catchphrase: "THAT HAD SOME HAIR ON IT!"  
Favorite Season: Really looking forward to this year.  
Softball memory: My first career pitch in Minnesota.  
Hidden Talent: I don't have any besides softball.

## IN THEIR OWN WORDS...

**Amanda** *Summerford in her own words*

### The Basics

Age: 21  
Position: Outfield  
Major: Sports Management.  
Parents: Lisa and Joe Summerford.  
Siblings: Josh and sister-in-law Christie.  
Nephew: Owen / Niece: Ava Kate  
Started playing softball: 8 years old.  
In five years: Working in Sports Ministry.  
One Food Forever: Cheese-Its.  
Movie: The Vow.  
Song/ Band: "Hallelujah" by Lecrae.  
Water or Gatorade: Lemon Lime Gatorade.

### Softball

Past/Pro softball player: Jennie Finch.  
Favorite Part of Season: First SEC game.  
Favorite thing about this team: The respect we have for one another no matter what year anyone is.  
Welcome to College Softball Moment: First practice as a Freshman.  
Favorite Coach's catchphrase: "CATCH YOUR PONY-TAIL ON FIRE."  
Favorite Season: Last year was pretty great.  
Softball memory: Beating Cal and almost run ruling Alabama.  
Hidden Talent: I can quote and sound like the Grinch.





## MEET THE SENIORS

### *Andrea Sullivan in her own words*

#### The Basics

Age: 21  
Position: 1st Base  
Major: Sociology  
Parents: Mark and Susan Sullivan  
Siblings : Amanda Cates  
Age started playing softball: 5 years old  
In five years: Living on the beach somewhere.  
One Food Forever: Watermelon  
Movie: Finding Nemo.  
Song: Small Town USA.  
Water or Gatorade?: Water

#### Softball

Past/Pro softball player: Jennie Finch  
Favorite Part of Season: Fall  
Welcome to College Softball Moment: Running 300 yard shuttles  
Favorite Coach's catchphrase: "Stimulate the Central Nervous System"  
Favorite Season: 2012  
Softball memory: Getting All-American my sophomore year.  
Hidden Talent: Cooking

## IN THEIR OWN WORDS...

### *Chelsea Cohen in her own words*

#### The Basics

Age: 21  
Position: Pitcher  
Major: Hotel Management and Food Services  
Parents: Heidi and Todd Cohen  
Siblings : Cody and Calder  
Age started playing softball: Tee ball  
In five years: I hope to be an event planner selling homemade decorations with my family.  
One Food Forever: Sour Patch Kids.  
Movie: White Chicks  
Song: My Little Girl - Tim McGraw  
Water or Gatorade?: Water

#### Softball

Past/Pro softball player: Jessica Mendoza  
Favorite Part of Season: Fall  
Favorite thing about this team: Work ethic.  
Welcome to College Softball Moment: Running 200s  
Favorite Coach's catchphrase: "Break out the rye bread grandma for a grand salami!"  
Favorite Season: 2012  
Softball memory: Hitting a walk-off my senior year of high school to send my team to state  
Hidden Talent: Arts and crafts.



## Mike Larabee on the senior class

"As far as our senior class goes, one of our goals as a coaching staff is making sure that the seniors have a special year. We have four special seniors this year. We have Hope McLemore, Amanda Summerford, Andrea Sullivan and Chelsea Cohen."

"Out of those four, there is only one that I personally recruited. Early on we had some tough years with this class, especially that second one. For these guys to stick it through and buy into our philosophy and into our core values means a lot to me. Anytime a new coach comes in, they will do things differently. These four seniors have really embraced our program. They have been outstanding leaders and that has shown. "

"Hope McLemore and Chelsea Cohen are two of our captains this year. They have really grown a lot since their freshman year and have taken a great role in their leadership. The two are not afraid to call people out and they lead best by example with their work ethic. It's great how they work in the weight room and in speed school. They have done a great job leading the team through the fall season. I want this to be a special year for the senior class."

"Last year, we were able to send off our senior class on a very positive note, getting to the regional finals for the first time in school history. They felt great about the way their careers ended; I want the same for these seniors. It is a lot easier to lead when you are the hardest workers on the team."




Chelsea Cohen



Andrea Sullivan



Hope McLemore



Amanda Summerford



# RAZORBACK

20 J U N I O R S 13



Ashley Martindale

Morgan Clark

Chloe Oprzedek

Jennifer Rambo

Amanda Geile

Clarisa Navarro

Jayne Gee



## MORGAN CLARK - #21

*Catcher - R-Junior - Farmington, Ark. (Farmington HS)*



2012: Redshirted 2012 season

2011: Morgan Clark made one appearance in her sophomore season as a Razorback. As a pinch hitter in game two of the doubleheader against Ole Miss (March 23), Clark helped the Razorbacks to a 7-6 win over the Rebels for the first conference victory of the 2011 season.

2010: Clark saw action in one game for Arkansas as a freshman. Her lone appearance came as a pinch hitter when the Razorbacks defeated Memphis 6-1 in Sherwood, Ark.

**HIGH SCHOOL:** Clark joined the Arkansas softball team from Farmington High School after three years as a starter. She was a three-time selection to the all-conference first team and earned a conference catching award as a senior. As a sophomore and senior, Clark was a member of the Cardinals squad that advanced to the state semifinal game. Farmington went undefeated and claimed three conference champi-

onships with Clark in the starting lineup. She was involved with National Honor Society, Future Farmers of America and student council.

**PERSONAL:** Born May 5, 1991, she is the only daughter of Ricky and Stella Clark. She is majoring in math and plans to pursue a career as a high school math teacher and coach. Clark was named to the SEC Spring Honor Roll in 2011.







### CAREER STATISTICS

Year	Avg	GP	GS	AB	R	H	2B	3B	HR	RBI	TB	SLG%	BB	HBP	SO	GDP	OB%	SF	SH	SB	ATT	PO	A	E	FLD%
2010	.000	1	0	1	0	0	0	0	0	0	0	.000	0	0	1	0	.000	0	0	0	0	0	0	0	.000
2011	.000	1	0	1	0	0	0	0	0	0	0	.000	0	0	0	0	.000	0	0	0	0	0	0	0	.000
2012	.000	1	0	0	0	0	0	0	0	0	0	.000	0	0	0	0	.000	0	0	0	0	0	0	1	.000
<b>TOTAL</b>	<b>.000</b>	<b>3</b>	<b>0</b>	<b>2</b>	<b>0</b>	<b>0</b>	<b>0</b>	<b>0</b>	<b>0</b>	<b>0</b>	<b>0</b>	<b>.000</b>	<b>0</b>	<b>0</b>	<b>1</b>	<b>0</b>	<b>.000</b>	<b>0</b>	<b>0</b>	<b>0</b>	<b>0</b>	<b>0</b>	<b>0</b>	<b>1</b>	<b>.000</b>

### 2012 GAME BY GAME

Date	OPP	GS	AB	R	H	RBI	2B	3B	HR	BB	IBB	SB	CS	HBP	SAC	SF	GDP	K	PO	A	E	Avg
2/26/12	JACK. ST.	0	0	1	0	0	0	0	0	0	0	0	0	0	0	0	0	0	0	0	0	.000
3/25/12	FLORIDA	0	0	0	0	0	0	0	0	0	0	0	0	0	0	0	0	0	0	0	0	.000
3/30/12	LSU	0	0	0	0	0	0	0	0	0	0	0	0	0	0	0	0	0	0	0	0	.000
3/31/12	LSU	0	0	0	0	0	0	0	0	0	0	0	0	0	0	0	0	0	0	0	0	.000
4/7/12	MSU	0	0	1	0	0	0	0	0	0	0	0	0	0	0	0	0	0	0	0	0	.000
4/11/12	Kentucky-1	0	0	0	0	0	0	0	0	0	0	0	0	0	0	0	0	0	0	0	0	.000
4/11/12	Kentucky-2	0	0	1	0	0	0	0	0	0	0	0	0	0	0	0	0	0	0	0	0	.000
4/14/12	UT-MART	0	0	0	0	0	0	0	0	0	0	0	0	0	0	0	0	0	0	0	0	.000
4/20/12	Auburn	0	0	0	0	0	0	0	0	0	0	0	0	0	0	0	0	0	0	0	0	.000
4/25/12	Tulsa	0	0	0	0	0	0	0	0	0	0	0	0	0	0	0	0	0	0	0	0	.000
5/5/12	Georgia-1	0	0	0	0	0	0	0	0	0	0	0	0	0	0	0	0	0	0	0	0	.000
5/6/12	Georgia	0	1	0	0	0	0	0	0	0	0	0	0	0	0	0	0	0	0	0	0	.000
5/18/12	Boston	0	0	0	0	0	0	0	0	0	0	0	0	0	0	0	0	0	0	0	0	.000
5/20/12	CAL.	0	0	0	0	0	0	0	0	0	0	0	0	0	0	0	0	0	0	0	0	.000
<b>TOTALS</b>		<b>0</b>	<b>1</b>	<b>3</b>	<b>0</b>	<b>0</b>	<b>0</b>	<b>0</b>	<b>0</b>	<b>0</b>	<b>0</b>	<b>0</b>	<b>0</b>	<b>0</b>	<b>0</b>	<b>0</b>	<b>0</b>	<b>0</b>	<b>0</b>	<b>0</b>	<b>0</b>	<b>.000</b>

INTRO

THE TEAM

OPPONENTS

HISTORY

RECORDS

U OF A



## JAYME GEE - #4

*Catcher - Junior - The Woodlands, Texas (The Woodlands College Park HS)*



**2012:** Jayme Gee returned to the starting catcher role for the Razorbacks in her sophomore season. Gee started 52 games and made 54 appearances behind the plate. Gee batted .215 with 28 hits and 16 RBI. Gee went 2-for-3 in the opening game of the NCAA Tournament against Boston University at the Berkeley Regional where she brought in one run with a double in the 3-2 victory over the Terriers. She is the only Razorback to record a grand slam in 2012, which was in walk-off form against Mississippi State on April 7. She followed that performance with a three-run home run at Kentucky. Behind the plate Gee led the team in putouts with 225 while also grabbing 20 assists.

**2011:** Gee was a staple behind the plate for the Razorbacks as a freshman. She started all but three games in the catcher's position for UA. With a .978 fielding percentage, Gee caught 14 steal attempts on the season. She turned one of the Razorbacks double plays on the year and had 22 assists. She had a season high 13 putouts against Rhode Island (Feb. 13) at the 25th Annual Louisiana Classic and matched that two weeks later versus Rutgers (Feb. 24) at the Holiday Inn Emerald Beach Islander Classic in Corpus Christi, Texas. At the plate, Gee managed a .228 batting average in her 49 games. She collected 26 hits and six RBI in her first season as a Razorback. Gee had three multi-hit games for the Razorbacks, including the last game of the series against Alabama (March 27) when she went 2-for-2 against the No. 1 Tide. Gee had two sacrifice flies on the year and eight extra-base hits.



**HIGH SCHOOL:** Gee is from The Woodlands College Park High School in the Woodlands, Texas. Gee was the starting catcher on the varsity team for four seasons and had over a .300 batting average each season including a .402 average in her senior year. In the same season, she tallied a .486 on-base percentage and a .783 slugging percentage. Gee was named as the offensive player of the year at her high school and was an academic all-district and all-state selection as a senior. She finished her high-school career with 138 hits, 12 homeruns and 37 doubles. She also had a career high of 83 singles and 111 RBI. Under the direction of head coach Richard Bass, Gee helped her tournament team, the Texas Peppers Tanel Gold, to finish 13th in the ASA Gold National Championships in 2010. She was a three-time academic all-district team member. Gee was also a member of the National English Honor Society.

**PERSONAL:** Born Jan. 19, 1992, she is the daughter of Chris and Judy Gee. She has a younger sister named Jenny. She is majoring in recreation and sports management.





### CAREER STATISTICS

Year	Avg	GP	GS	AB	R	H	2B	3B	HR	RBI	TB	SLG%	BB	HBP	SO	GDP	OB%	SF	SH	SB	ATT	PO	A	E	FLD%
2011	.228	49	49	114	5	26	8	0	0	6	34	.298	22	0	39	0	.348	2	0	2	3	242	22	6	.978
2012	.215	54	52	130	13	28	6	1	2	16	42	.323	19	0	37	1	.313	1	2	1	2	225	20	6	.976
TOTAL	.221	103	101	244	18	54	14	1	2	22	76	.311	41	0	76	1	.330	3	2	3	5	467	42	12	.977

### 2012 GAME BY GAME

Date	OPP	GS	AB	R	H	RBI	2B	3B	HR	BB	IBB	SB	CS	HBP	SAC	SF	GDP	K	PO	A	E	Avg
2/10/12	Belmont	*	3	1	0	0	0	0	0	0	0	0	0	0	0	0	0	0	5	0	0	.000
2/10/12	UT Arl.	*	2	0	0	0	0	0	0	1	0	0	0	0	0	0	0	1	2	1	0	.000
2/12/12	Wichita St.	0	0	0	0	0	0	0	0	0	0	0	0	0	0	0	0	0	2	0	0	.000
2/18/12	USF	*	3	1	1	0	0	0	0	1	0	0	0	0	0	0	0	1	4	2	0	.125
2/19/12	Wisconsin	0	2	1	1	0	1	0	0	0	0	0	0	0	0	0	0	0	1	0	0	.200
2/24/12	NW ST.	*	3	1	1	0	0	0	0	0	0	0	0	0	0	0	0	2	5	1	0	.231
2/24/12	TENN. ST.	*	3	0	0	0	0	0	0	0	0	0	0	0	0	0	0	1	5	0	0	.188
2/25/12	JA. STATE	*	2	0	0	0	0	0	0	0	0	0	0	0	0	0	0	1	10	1	0	.167
2/25/12	NW ST.	*	1	1	0	0	0	0	0	1	0	1	0	0	0	0	0	0	2	1	0	.158
2/26/12	JA. STATE	*	3	0	2	3	2	0	0	0	0	0	0	0	1	0	0	0	6	1	2	.227
2/27/12	DRAKE	*	2	0	0	0	0	0	0	1	0	0	0	0	0	0	0	2	5	0	0	.208
2/3/12	BUTLER	*	2	0	0	0	0	0	0	0	0	0	0	0	0	0	0	1	4	0	0	.192
2/3/12	DRAKE	*	2	0	2	3	1	1	0	1	0	0	0	0	0	1	0	0	4	0	0	.250
2/4/12	IUPUI	*	2	0	0	0	0	0	0	0	0	0	0	0	0	0	0	0	6	1	0	.233
2/4/12	BUTLER	*	4	0	1	0	0	0	0	0	0	0	0	0	0	0	0	1	4	1	0	.235
2/7/12	OLE MISS	*	1	0	0	0	0	0	0	1	0	0	0	0	0	0	0	1	6	0	1	.229
2/7/12	OLE MISS	*	3	1	1	0	1	0	0	1	0	0	0	0	0	0	0	1	3	0	0	.237
2/9/12	South Carolina	*	4	0	0	0	0	0	0	0	0	0	0	0	0	0	0	1	6	0	0	.214
2/10/12	South Carolina	*	3	0	1	0	0	0	0	1	0	0	0	0	0	0	0	0	2	0	0	.222
3/11/12	South Carolina	*	3	0	0	0	0	0	0	0	0	0	0	0	0	0	0	0	4	0	0	.208
3/14/12	MISSOURI	*	2	0	0	0	0	0	0	0	0	0	0	0	0	0	0	1	3	0	0	.200
3/16/12	TENN.	*	2	0	0	0	0	0	0	0	0	0	0	0	0	0	0	1	1	0	0	.192
3/17/12	TENN.	*	2	0	0	0	0	0	0	0	0	0	0	0	0	0	0	2	6	0	0	.185
3/18/12	TENN.	*	2	0	0	0	0	0	0	1	0	0	0	0	0	0	0	0	3	0	0	.179
3/23/12	FLORIDA	*	3	0	1	0	0	0	0	0	0	0	0	0	0	0	0	1	3	0	0	.186
3/24/12	FLORIDA	*	2	0	0	0	0	0	0	0	0	0	0	0	0	0	0	2	4	0	0	.180
3/25/12	FLORIDA	*	2	0	0	0	0	0	0	1	0	0	0	0	0	0	0	1	4	2	0	.175
3/28/12	TULSA	*	2	0	0	0	0	0	0	0	0	0	0	0	0	0	0	1	5	0	0	.169
3/30/12	LSU	*	0	0	0	0	0	0	0	0	0	0	0	0	0	0	0	0	3	0	0	.169
3/31/12	LSU	*	2	0	0	0	0	0	0	0	0	0	0	0	0	0	0	0	1	0	0	.164
4/1/12	LSU	*	1	0	1	0	0	0	0	1	0	0	1	0	0	0	0	0	3	0	0	.176
4/6/12	MSU	*	1	0	0	0	0	0	0	1	0	0	0	0	0	0	0	1	4	0	0	.174
4/6/12	MSU	*	2	0	0	0	0	0	0	0	0	0	0	0	0	0	0	2	3	0	1	.169
4/7/12	MSU	*	3	1	2	4	0	0	1	0	0	0	0	0	0	0	0	0	5	0	0	.189
4/11/12	Kentucky-1	*	2	1	1	3	0	0	1	2	0	0	0	0	0	0	0	0	6	0	0	.197
4/11/12	Kentucky-2	*	3	0	2	0	0	0	0	0	0	0	0	0	0	0	0	1	6	1	0	.215
4/14/12	UT-MART.	*	3	1	1	0	0	0	0	0	0	0	0	0	0	0	0	0	12	0	0	.220
4/14/12	UT-MART.	*	2	1	1	0	0	0	0	0	0	0	0	0	1	0	0	0	6	0	0	.226
4/17/12	UMKC	*	2	0	1	1	0	0	0	1	0	0	0	0	0	0	0	0	6	1	0	.233
4/20/12	Auburn	*	4	0	0	0	0	0	0	0	0	0	0	0	0	0	1	2	6	0	1	.222
4/21/12	Auburn	*	2	0	0	0	0	0	0	1	0	0	0	0	0	0	0	1	1	0	0	.217
4/22/12	Auburn	*	4	0	1	1	0	0	0	0	0	0	0	0	0	0	0	1	4	1	0	.219
4/25/12	Tulsa	*	4	2	2	0	0	0	0	0	0	0	0	0	0	0	0	0	2	0	0	.230
4/27/12	ALABAMA	*	1	1	0	0	0	0	0	3	0	0	0	0	0	0	0	0	4	1	0	.228
4/28/12	ALABAMA	*	3	0	1	0	0	0	0	0	0	0	0	0	0	0	0	1	4	0	0	.231
4/29/12	ALABAMA	*	3	0	0	0	0	0	0	0	0	0	0	0	0	0	0	3	4	0	0	.224
5/2/12	Missouri St.	*	3	0	0	0	0	0	0	0	0	0	0	0	0	0	0	0	1	0	0	.218
5/5/12	Georgia-1	*	3	0	0	0	0	0	0	0	0	0	0	0	0	0	0	1	3	2	0	.212
5/5/12	Georgia-2	*	3	0	0	0	0	0	0	0	0	0	0	0	0	0	0	0	3	0	1	.207
5/6/12	Georgia	*	3	0	0	0	0	0	0	0	0	0	0	0	0	0	0	1	4	0	0	.202
5/18/12	Boston	*	3	0	2	1	1	0	0	0	0	0	0	0	0	0	0	0	7	1	0	.213
5/19/12	CAL.	*	3	0	1	0	0	0	0	0	0	0	0	0	0	0	0	1	2	1	0	.216
5/2/12	CAL.	*	2	0	1	0	0	0	0	0	0	0	0	0	0	0	0	0	6	0	0	.220
5/20/12	CAL.	*	3	0	0	0	0	0	0	0	0	0	0	0	0	0	0	0	4	1	0	.215
TOTALS		52	130	13	28	16	6	1	2	19	0	1	1	0	2	1	1	37	225	20	6	.215



## AMANDA GEILE - #16

### *Outfielder - Junior - Ballwin, Mo. (Parkway South HS)*

**2012:** Amanda Geile had a very successful sophomore season starting the first 41 games of the season in the outfield, before she was sidelined with an ankle injury that put her out for the rest of the season. Prior to the injury, Geile was the only Razorback that was perfect on defense with a 1.000 fielding percentage. She recorded 33 putouts and one assist. At the plate Geile had 33 hits, 10 doubles, two triples and seven home runs with a .596 slugging percentage. She had a break-out game in the 4-1 victory over No. 9 Tennessee where she went 2-for-3 at the plate with a home run and three RBI. She will be a captain this season for the Razorbacks.

**2011:** Amanda Geile capped her freshman season with 29 starts and 39 total appearances. She broke out with a two-RBI home run against Texas Southern (Feb. 25), the first of her Razorback career. Geile's homer was one of



three against the Lady Tigers, giving UA a 14-4 win. Geile had ample playing time at first base, right field and as the designated player for the Razorbacks. She went 2-for-3 in game three of the weekend series against South Carolina (April 17). She picked up her second home run of the season with a shot over the left side. She finished the season with a .984 fielding percentage and had just one error on the season.

**HIGH SCHOOL:** Geile was an infielder from Parkway South High School in Manchester, Mo. As a junior she helped her team to a district title along with a second-place finish at the Missouri State Championships. For her efforts that season, she was named first team all-state, conference player of the year and the St. Louis Post Dispatch Player of the Year. Geile finished the year with a .489 batting average, 40 RBI, 44 hits and 13 home runs, tying a state record. In her career, she posted a 47-18 pitching record with a 1.38 ERA with 334 strikeouts in 425 innings pitched. Geile holds Parkway South career records in wins (47) and home runs (20). Strong in the classroom, she was a member of the National Honor Society and graduated in the top-10 percent of her class.

**PERSONAL:** Born Aug. 13, 1992, she is the daughter of Ken and Renee Geile. She has a younger brother, Nicholas. Her dad played college baseball at Louisiana-Lafayette. She is majoring in early childhood education and plans to pursue a career as a teacher.



INTRO

THE TEAM

OPPONENTS

HISTORY

RECORDS

U OF A





### CAREER STATISTICS

Year	Avg	GP	GS	AB	R	H	2B	3B	HR	RBI	TB	SLG%	BB	HBP	SO	GDP	OB%	SF	SH	SB	ATT	PO	A	E	FLD%
2011	.182	39	29	77	4	14	2	0	2	5	22	.286	10	2	27	0	.292	0	0	1	1	61	1	1	.984
2012	.289	41	41	114	17	33	10	2	7	26	68	.596	11	5	25	0	.374	1	3	0	1	33	1	0	1.000
TOTAL	.246	80	70	191	21	47	12	2	9	31	90	.471	21	7	52	0	.341	1	3	1	2	94	2	1	.990

### 2012 GAME BY GAME

Date	OPP	GS	AB	R	H	RBI	2B	3B	HR	BB	IBB	SB	CS	HBP	SAC	SF	GDP	K	PO	A	E	Avg
2/10/12	Belmont	*	3	2	3	0	2	0	0	1	0	0	0	0	0	0	0	0	1	0	0	1.000
2/10/12	UT Arl.	*	4	0	0	0	0	0	0	0	0	0	0	0	0	0	0	0	1	0	0	.429
2/11/12	Iowa	*	3	1	0	0	0	0	0	0	0	0	0	0	0	0	0	0	3	0	0	.300
2/11/12	Baylor	*	3	0	1	0	0	0	0	0	0	0	0	0	1	0	0	2	2	0	0	.308
2/12/12	Wichita St.	*	2	1	2	2	0	1	1	0	0	0	0	0	0	0	0	0	0	0	0	.400
2/18/12	Drake	*	4	0	1	0	1	0	0	0	0	0	0	0	0	0	0	0	1	0	0	.368
2/18/12	USF	*	3	0	0	0	0	0	0	1	0	0	0	0	0	0	0	2	2	0	0	.318
2/19/12	Wisconsin	*	2	0	0	0	0	0	0	1	0	0	0	0	0	0	0	0	0	0	0	.292
2/24/12	NW STATE	*	4	1	2	4	1	0	1	0	0	0	0	0	0	0	0	0	1	0	0	.321
2/24/12	TENN. ST.	*	3	0	1	0	0	0	0	0	0	0	0	1	0	0	0	0	1	0	0	.323
2/25/12	JA. STATE	*	3	1	2	0	1	0	0	0	0	0	0	0	0	0	0	0	0	0	0	.353
2/25/12	NW STATE	*	3	1	1	3	0	0	1	0	0	0	0	0	0	0	0	0	1	0	0	.351
2/26/12	JA. STATE	*	3	0	0	0	0	0	0	1	0	0	0	0	0	0	0	0	0	0	0	.325
3/2/12	DRAKE	*	4	1	1	1	1	0	0	0	0	0	0	0	0	0	0	1	0	0	0	.318
3/3/12	BUTLER	*	3	0	0	0	0	0	0	0	0	0	0	0	0	0	0	1	0	0	0	.298
3/3/12	DRAKE	*	1	1	0	0	0	0	0	2	0	0	0	1	0	0	0	0	2	0	0	.292
3/4/12	IUPUI	*	3	1	1	1	0	0	1	0	0	0	0	0	0	0	0	1	0	0	0	.294
3/4/12	BUTLER	*	4	0	1	2	1	0	0	0	0	0	0	0	1	0	0	1	2	0	0	.291
3/7/12	OLE MISS	*	2	0	0	0	0	0	0	0	0	0	0	0	0	0	0	2	0	0	0	.281
3/7/12	OLE MISS	*	3	0	0	0	0	0	0	0	0	0	0	0	0	0	0	1	1	0	0	.267
3/9/12	South Carolina	*	1	0	0	0	0	0	0	0	0	0	0	1	0	0	0	1	0	0	0	.262
3/10/12	South Carolina	*	3	1	2	1	0	0	1	1	0	0	0	0	0	0	0	0	2	0	0	.281
3/11/12	South Carolina	*	2	0	0	0	0	0	0	2	0	0	0	0	0	0	0	1	1	0	0	.273
3/14/12	MISSOURI	*	3	0	1	0	0	0	0	0	0	0	0	0	0	0	0	2	0	0	0	.275
3/16/12	TENN.	*	2	0	1	0	0	0	0	0	0	0	0	0	0	0	0	0	2	0	0	.282
3/17/12	TENN.	*	3	1	2	3	0	0	1	0	0	0	0	0	0	0	0	1	0	0	0	.297
3/18/12	TENN.	*	3	0	1	0	0	0	0	0	0	0	0	0	0	0	0	1	0	0	0	.299
3/23/12	FLORIDA	*	3	0	1	0	0	0	0	0	0	0	1	0	0	0	0	0	1	0	0	.300
3/24/12	FLORIDA	*	2	0	0	1	0	0	0	1	0	0	0	0	0	1	0	0	2	0	0	.293
3/25/12	FLORIDA	*	4	0	0	0	0	0	0	0	0	0	0	0	0	0	0	1	1	0	0	.279
3/28/12	TULSA	*	1	0	0	0	0	0	0	0	0	0	0	1	1	0	0	1	3	0	0	.276
3/30/12	LSU	*	3	0	1	0	0	0	0	0	0	0	0	0	0	0	0	0	0	0	0	.278
3/31/12	LSU	*	2	0	1	1	0	0	0	0	0	0	0	0	0	0	0	1	0	0	0	.283
4/1/12	LSU	*	3	0	0	0	0	0	0	0	0	0	0	0	0	0	0	2	0	0	0	.274
4/6/12	MSU	*	3	0	0	0	0	0	0	0	0	0	0	0	0	0	0	1	1	0	0	.265
4/6/12	MSU	*	2	0	1	2	0	1	0	0	0	0	0	1	0	0	0	0	1	1	0	.270
4/7/12	MSU	*	3	3	3	2	0	0	1	0	0	0	0	0	0	0	0	0	0	0	0	.291
4/11/12	Kentucky-1	*	4	0	0	0	0	0	0	0	0	0	0	0	0	0	0	1	1	0	0	.280
4/11/12	Kentucky-2	*	3	1	1	1	1	0	0	1	0	0	0	0	0	0	0	1	0	0	0	.282
4/14/12	UT-MART.	*	3	1	2	2	2	0	0	0	0	0	0	0	0	0	0	0	0	0	0	.292
4/14/12	UT-MART.	*	1	0	0	0	0	0	0	0	0	0	0	0	0	0	0	0	0	0	0	.289
TOTALS		41	114	17	33	26	10	2	7	11	0	0	1	5	3	1	0	25	33	1	0	.289



## ASHLEY MARTINDALE - #9

*Outfielder - Junior - Benton, Ark. (Benton HS)*



**2012:** Ashley Martindale appeared in 47 games in her sophomore season while starting 28 in either left field or the designated player position. Martindale had 14 hits and scored 20 runs with one RBI. Patient at the plate she collected 15 walks and an on-base percentage of .369. The Arkansas native, when not starting, was the go to pinch runner due to her quickness and ability to get around the bases.

**2011:** Martindale's primary role was as a pinch runner for the Razorbacks, but she did make seven starts in the outfield and two as the designated player for Arkansas. Martindale earned her solo RBI of the season in the first game of 2011 against Prairie View A&M (Feb. 11) when she had a slap hit up the third base line. She earned her first start of the season against Texas A&M Corpus Christi (Feb. 26) when she started the game in left field. The freshman hit .258 on the season with 10 runs off eight hits and four stolen bases.

**HIGH SCHOOL:** Martindale powered Benton High School on its run to the 2009 and 2010 Arkansas 6A State Championships. She led the Panthers in batting average and stolen bases each of her four years. She earned all-conference, all state and the Arkansas Democrat Gazette's All-Arkansas honors after batting .452 with 33 hits in 23 games as a junior. She matched those awards in her senior season with a batting average of .589 and 29 stolen bases that season. Also during the 2010 softball season, Martindale was named to the NFCA All-Region second-team. In her freshman season, Martindale set a school record for batting average, hitting .557 with 39 hits in 25 games. She was a 6A South all-conference honoree each of her four years at Benton High School.

**PERSONAL:** Born July 20, 1992, she is the daughter of Mark and Cindy Martindale. She has a twin brother, Christopher. Martindale was also a three-time letterwinner in basketball, earning 6A South all-conference honors. She was a member of the National Honors Society, was student council secretary and named to the Kiwanis Honor Roll. She is majoring in kinesiology.







### CAREER STATISTICS

Year	Avg	GP	GS	AB	R	H	2B	3B	HR	RBI	TB	SLG%	BB	HBP	SO	GDP	OB%	SF	SH	SB	ATT	PO	A	E	FLD%
2011	.258	42	9	31	10	8	0	0	0	1	8	.258	2	0	5	0	.303	0	2	4	5	8	0	2	.800
2012	.209	47	28	67	20	14	0	1	0	1	16	.239	15	2	17	0	.369	0	2	5	7	12	1	1	.929
TOTAL	.224	89	37	98	30	22	0	1	0	2	24	.245	17	2	22	0	.350	0	4	9	12	20	1	3	.875

### 2012 GAME BY GAME

Date	OPP	GS	AB	R	H	RBI	2B	3B	HR	BB	IBB	SB	CS	HBP	SAC	SF	GDP	K	PO	A	E	Avg
2/10/12	Belmont	0	1	1	1	0	0	1	0	0	0	0	0	0	0	0	0	0	0	0	0	1.000
2/11/12	Iowa	*	2	1	1	1	0	0	0	0	0	0	0	0	0	0	0	0	0	0	0	.667
2/11/12	Baylor	*	2	1	0	0	0	0	0	2	0	0	0	0	0	0	0	1	1	0	0	.400
2/12/12	Wichita St.	*	1	1	1	0	0	0	0	0	0	0	0	0	0	0	0	0	0	0	0	.500
2/18/12	Drake	*	2	0	0	0	0	0	0	2	0	0	0	0	0	0	0	0	0	0	0	.375
2/18/12	USF	*	3	1	1	0	0	0	0	0	0	0	0	0	0	0	0	1	1	0	0	.364
2/19/12	Wisconsin	*	3	0	1	0	0	0	0	0	0	0	1	0	0	0	0	1	3	1	1	.357
2/24/12	NW STATE	*	2	1	2	0	0	0	0	1	0	2	0	1	0	0	0	0	1	0	0	.438
2/24/12	TENN. ST.	*	3	0	1	0	0	0	0	0	0	0	0	0	0	0	0	1	1	0	0	.421
2/25/12	JA. STATE	*	2	2	0	0	0	0	0	1	0	2	0	0	0	0	0	0	1	0	0	.381
2/25/12	NW STATE	*	2	0	1	0	0	0	0	1	0	0	0	0	0	0	0	0	0	0	0	.391
2/26/12	JA. STATE	*	2	1	1	0	0	0	0	0	0	0	0	0	2	0	0	1	1	0	0	.400
3/2/12	DRAKE	*	3	0	1	0	0	0	0	0	0	1	0	0	0	0	0	0	0	0	0	.393
3/3/12	BUTLER	*	2	1	0	0	0	0	0	1	0	0	0	0	0	0	0	2	0	0	0	.367
3/3/12	DRAKE	*	2	2	1	0	0	0	0	2	0	0	0	0	0	0	0	0	0	0	0	.375
3/4/12	IUPUI	*	2	0	0	0	0	0	0	0	0	0	0	0	0	0	0	1	0	0	0	.353
3/4/12	BUTLER	*	3	1	1	0	0	0	0	1	0	0	0	0	0	0	0	0	0	0	0	.351
3/7/12	OLE MISS	*	1	0	0	0	0	0	0	1	0	0	0	0	0	0	0	1	0	0	0	.342
3/7/12	OLE MISS	*	3	0	0	0	0	0	0	0	0	0	1	1	0	0	0	0	0	0	0	.317
3/9/12	South Carolina	0	2	0	0	0	0	0	0	0	0	0	0	0	0	0	0	0	1	0	0	.302
3/14/12	MISSOURI	*	2	0	0	0	0	0	0	0	0	0	0	0	0	0	0	1	1	0	0	.289
3/16/12	TENN.	*	2	0	0	0	0	0	0	0	0	0	0	0	0	0	0	1	0	0	0	.277
3/17/12	TENN.	0	0	0	0	0	0	0	0	0	0	0	0	0	0	0	0	0	0	0	0	.277
3/18/12	TENN.	0	0	0	0	0	0	0	0	0	0	0	0	0	0	0	0	0	0	0	0	.277
3/23/12	FLORIDA	*	2	0	0	0	0	0	0	1	0	0	0	0	0	0	0	0	0	0	0	.265
3/24/12	FLORIDA	*	1	0	0	0	0	0	0	1	0	0	0	0	0	0	0	1	0	0	0	.260
3/25/12	FLORIDA	*	3	0	0	0	0	0	0	0	0	0	0	0	0	0	0	0	0	0	0	.245
3/28/12	TULSA	*	3	0	0	0	0	0	0	0	0	0	0	0	0	0	0	0	0	0	0	.232
3/30/12	LSU	0	1	0	0	0	0	0	0	0	0	0	0	0	0	0	0	1	0	0	0	.228
4/1/12	LSU	*	3	0	0	0	0	0	0	0	0	0	0	0	0	0	0	0	0	0	0	.217
4/6/12	MSU	0	0	0	0	0	0	0	0	0	0	0	0	0	0	0	0	0	0	0	0	.217
4/7/12	MSU	0	0	1	0	0	0	0	0	0	0	0	0	0	0	0	0	0	0	0	0	.217
4/11/12	Kentucky-2	0	0	1	0	0	0	0	0	0	0	0	0	0	0	0	0	0	0	0	0	.217
4/14/12	UT-MART.	0	0	1	0	0	0	0	0	0	0	0	0	0	0	0	0	0	0	0	0	.217
4/14/12	UT-MART.	0	0	0	0	0	0	0	0	0	0	0	0	0	0	0	0	0	0	0	0	.217
4/20/12	Auburn	0	0	1	0	0	0	0	0	0	0	0	0	0	0	0	0	0	0	0	0	.217
4/21/12	Auburn	*	1	0	0	0	0	0	0	1	0	0	0	0	0	0	0	1	1	0	0	.213
4/22/12	Auburn	0	0	0	0	0	0	0	0	0	0	0	0	0	0	0	0	0	0	0	0	.213
4/25/12	Tulsa	0	0	1	0	0	0	0	0	0	0	0	0	0	0	0	0	0	0	0	0	.213
4/27/12	ALA.	0	0	1	0	0	0	0	0	0	0	0	0	0	0	0	0	0	0	0	0	.213
4/28/12	ALA.	0	0	0	0	0	0	0	0	0	0	0	0	0	0	0	0	0	0	0	0	.213
4/29/12	ALA.	0	0	0	0	0	0	0	0	0	0	0	0	0	0	0	0	0	0	0	0	.213
5/2/12	Missouri St.	0	2	1	1	0	0	0	0	0	0	0	0	0	0	0	0	0	0	0	0	.222
5/5/12	Georgia-1	*	2	0	0	0	0	0	0	0	0	0	0	0	0	0	0	1	0	0	0	.215
5/5/12	Georgia-2	*	2	0	0	0	0	0	0	0	0	0	0	0	0	0	0	2	0	0	0	.209
5/18/12	Boston	0	0	0	0	0	0	0	0	0	0	0	0	0	0	0	0	0	0	0	0	.209
5/20/12	CAL.	0	0	0	0	0	0	0	0	0	0	0	0	0	0	0	0	0	0	0	0	.209
TOTALS		28	67	20	14	1	0	1	0	15	0	5	2	2	2	0	0	17	12	1	1	.209

INTRO

THE TEAM

OPPONENTS

HISTORY

RECORDS

U OF A



## CLARISA NAVARRO - #11

*Infielder - Junior - La Joya, Texas (Butler CC) (La Joya HS)*



**2012:** Clarisa Navarro, a junior college transfer, made one of the biggest impacts on the Arkansas softball team last season at the shortstop position. Navarro averaged .337 at the plate in her first season as a Razorback while leading the team in hits (62), total bases (107), and doubles (11). She was also one of two Razorbacks to hit in double-digits for home runs with 10. The sophomore was one of two Razorbacks to start all 57 games last season and had the second highest on-base percentage on the team of .396. At shortstop, she led the team in assists with 124 while also grabbing 88 putouts. She has already put her name in the Arkansas record book, coming in at fifth in total bases in a single season, fifth in batting average, tenth in on-base percentage and tied for sixth in home runs. Navarro was honored by the

NFCA being named to the All-Region second team.



**BEFORE ARKANSAS:** Navarro was a standout infielder for Butler Community College and head coach Doug Chance in 2011, swinging to a .421 batting average and leading the team in hits (77) and doubles (22). She finished the season ranking third on the Grizzlies with 11 home runs and was second with 57 RBI. Navarro was fearsome on the base paths, stealing bases on 25 of 26 attempts to tie for the team lead. She also found success on the baseball diamond, making USA Baseball's National Women's Team in 2010. As a senior at La Joya High School in 2010, Navarro was a Texas Sports Writers Association Class 5A all-state honorable mention after batting .647 with nine home runs and 25 doubles. The district's most valuable player, she was responsible for 43 RBI and stole 20 bases. She was also named the 2010 Valley Freedom Newspaper's most valuable player. In her junior campaign, La Joya advanced to the Class 5A State Championship playoffs regional quarterfinal. As a sophomore in 2008, Navarro helped La Joya to the Class 5A state championship playoffs regional semifinal and was named her district's newcomer of the year. Navarro played baseball as a freshman where she helped her team to a district title and a bi-district championship.

**PERSONAL:** Born Feb. 11, 1992, she is the daughter of Reynaldo and Hilda Navarro. She has two sisters, Clara and Alisa. Navarro is majoring in criminal justice.



## CAREER STATISTICS

Year	Avg	GP	GS	AB	R	H	2B	3B	HR	RBI	TB	SLG%	BB	HBP	SO	GDP	OB%	SF	SH	SB	ATT	PO	A	E	FLD%
2012	.337	57	57	184	34	62	11	2	10	30	107	.582	15	3	22	1	.396	0	5	5	9	88	124	14	.938
TOTAL	.337	57	57	184	34	62	11	2	10	30	107	.582	15	3	22	1	.396	0	5	5	9	88	124	14	.938





### 2012 GAME BY GAME

INTRO  
THE TEAM  
OPPONENTS  
HISTORY  
RECORDS  
U OF A

Date	OPP	GS	AB	R	H	RBI	2B	3B	HR	BB	IBB	SB	CS	HBP	SAC	SF	GDP	K	PO	A	E	Avg	
2/10/12	Belmont	*	4	2	1	1	0	0	0	1	0	0	0	0	0	0	0	0	1	0	0	.250	
2/10/12	UT Arl.	*	3	0	1	0	1	0	0	1	0	0	1	0	0	0	0	1	4	2	2	.286	
2/11/12	Iowa	*	3	2	2	3	0	0	1	0	0	0	0	0	0	0	0	0	0	0	0	.400	
2/11/12	Baylor	*	4	0	0	0	0	0	0	0	0	0	0	0	0	0	0	0	3	2	0	.286	
2/12/12	Wichita St.	*	3	0	1	0	0	0	0	0	0	0	0	0	0	0	0	1	1	1	0	.294	
2/18/12	Drake	*	3	1	1	0	0	0	0	1	0	0	0	0	0	0	0	0	4	4	0	.300	
2/18/12	USF	*	4	1	2	1	1	0	0	0	0	0	0	1	0	0	0	1	2	1	1	.333	
2/19/12	Wisconsin	*	3	1	2	2	1	0	1	0	0	0	0	0	0	0	0	0	2	2	0	.370	
2/24/12	NW STATE	*	5	0	2	3	1	1	0	0	0	0	0	0	0	0	0	0	1	0	0	.375	
2/24/12	TENN. ST.	*	4	0	2	2	1	1	0	0	0	0	0	0	0	0	1	0	2	2	0	.389	
2/25/12	JA. STATE	*	3	0	1	0	1	0	0	0	0	0	0	0	0	0	0	1	0	1	0	.385	
2/25/12	NW STATE	*	4	0	2	1	0	0	0	0	0	0	0	0	0	0	0	0	1	3	0	.395	
2/26/12	JA. STATE	*	4	0	0	0	0	0	0	0	0	0	0	0	0	0	0	0	1	3	0	.362	
3/2/12	DRAKE	*	3	1	1	0	0	0	0	0	0	0	0	0	1	0	0	2	2	2	0	.360	
3/3/12	BUTLER	*	2	0	0	0	0	0	0	0	0	0	0	0	1	0	0	0	1	5	0	.346	
3/3/12	DRAKE	*	4	0	1	1	0	0	0	0	0	0	0	0	0	0	0	1	1	3	0	.339	
3/4/12	IUPUI	*	2	1	1	1	0	0	1	1	0	0	0	0	0	0	0	0	1	2	1	.345	
3/4/12	BUTLER	*	4	1	2	0	0	0	0	1	0	1	0	0	0	0	0	0	0	3	0	.355	
3/7/12	OLE MISS	*	2	0	1	0	0	0	0	1	0	0	0	0	0	0	0	0	0	1	0	.359	
3/7/12	OLE MISS	*	5	1	1	0	0	0	0	0	0	0	0	0	0	0	0	0	2	3	1	.348	
3/9/12	South Carolina	*	5	1	2	1	0	0	1	0	0	0	0	0	0	0	0	0	1	2	0	.351	
3/10/12	South Carolina	*	2	0	0	0	0	0	0	2	0	0	0	0	0	0	0	0	2	1	1	.342	
3/11/12	South Carolina	*	4	2	3	0	0	0	0	0	0	0	0	0	0	0	0	0	1	1	0	.363	
3/14/12	MISSOURI	*	1	0	0	0	0	0	0	1	0	1	0	1	0	0	0	0	3	5	0	.358	
3/16/12	TENN.	*	3	0	1	0	1	0	0	0	0	0	0	0	0	0	0	2	1	2	1	.357	
3/17/12	TENN.	*	3	1	1	0	0	0	0	1	0	0	0	0	0	0	0	0	2	1	0	.356	
3/18/12	TENN.	*	3	0	0	0	0	0	0	0	0	1	0	0	0	0	0	0	2	1	0	.344	
3/23/12	FLORIDA	*	3	0	1	0	0	0	0	0	0	1	0	0	0	0	0	1	4	1	0	.344	
3/24/12	FLORIDA	*	3	1	1	0	0	0	0	1	0	0	0	0	0	0	0	1	3	5	2	.344	
3/25/12	FLORIDA	*	4	0	3	0	0	0	0	0	0	0	0	0	0	0	0	1	3	4	0	.360	
3/28/12	TULSA	*	3	0	2	0	0	0	0	0	0	0	0	0	0	0	0	1	1	3	1	.369	
3/30/12	LSU	*	3	0	0	0	0	0	0	0	0	0	0	0	0	0	0	1	2	4	0	.358	
3/31/12	LSU	*	2	0	0	0	0	0	0	0	0	0	0	0	1	0	0	2	0	3	0	.352	
4/1/12	LSU	*	3	1	1	1	0	0	1	0	0	0	0	0	0	0	0	1	1	3	0	.351	
4/6/12	MSU	*	3	0	1	0	0	0	0	0	0	0	0	0	1	0	0	0	0	5	1	.351	
4/6/12	MSU	*	3	1	1	0	0	0	0	0	0	0	0	0	0	0	0	1	2	3	0	.350	
4/7/12	MSU	*	3	2	3	2	0	0	0	0	0	0	1	0	0	0	0	0	1	1	0	.367	
4/11/12	Kentucky-1	*	4	0	0	0	0	0	0	0	0	0	1	0	0	0	0	0	1	1	0	.355	
4/11/12	Kentucky-2	*	3	1	1	2	0	0	1	0	0	0	0	0	1	0	0	0	3	0	1	.354	
4/14/12	UT-MART.	*	3	1	2	1	1	0	0	0	0	0	0	0	0	0	0	1	1	1	0	.362	
4/14/12	UT-MART.	*	3	1	1	1	0	0	1	0	0	0	0	0	0	0	0	0	2	3	0	.361	
4/17/12	UMKC	*	3	0	0	0	0	0	0	0	0	0	0	0	0	0	0	0	1	1	0	.353	
4/21/12	Auburn	*	4	0	1	1	0	0	0	0	0	1	0	0	0	0	0	0	4	1	0	.350	
4/21/12	Auburn	*	3	1	0	0	0	0	0	0	0	0	0	0	0	0	0	0	2	5	0	.343	
4/22/12	Auburn	*	4	1	2	0	1	0	0	0	0	0	0	0	0	0	0	0	0	4	0	.347	
4/25/12	Tulsa	*	2	2	1	2	0	0	1	1	0	0	0	1	0	0	0	0	1	1	0	.349	
4/27/12	ALA.	*	4	1	0	0	0	0	0	0	0	0	0	0	0	0	0	0	2	0	1	.340	
4/28/12	ALA.	*	4	1	1	2	0	0	1	0	0	0	0	0	0	0	0	0	1	2	0	.338	
4/29/12	ALA.	*	1	0	1	0	0	0	0	2	0	0	1	0	0	0	0	0	1	2	0	.342	
5/2/12	Missouri St.	*	3	0	1	0	0	0	0	1	0	0	0	0	0	0	0	0	0	2	0	.342	
5/5/12	Georgia-1	*	3	2	2	1	0	0	1	0	0	0	0	0	0	0	0	0	2	0	0	.348	
5/5/12	Georgia-2	*	3	0	0	0	0	0	0	0	0	0	0	0	0	0	0	0	4	2	0	.341	
5/6/12	Georgia	*	4	1	1	0	1	0	0	0	0	0	0	0	0	0	0	1	0	2	0	.339	
5/18/12	Boston	*	3	1	1	0	0	0	0	0	0	0	0	0	0	0	0	0	1	2	0	.339	
5/19/12	CAL.	*	4	1	2	1	1	0	0	0	0	0	0	0	0	0	0	1	2	5	0	.343	
5/20/12	CAL.	*	3	0	1	0	0	0	0	0	0	0	0	0	0	0	0	1	1	0	0	.343	
5/20/12	CAL.	*	3	0	0	0	0	0	0	0	0	0	0	0	0	0	0	0	1	5	1	.337	
TOTALS			57	184	34	62	30	11	2	10	15	0	5	4	3	5	0	1	22	88	124	14	.337



## CHLOE OPRZEDEK - #20

*Infielder - Junior - Lockport, Ill. (Providence Catholic HS)*



**2012:** Chloe Oprzedek picked up right where she left off from her freshman season. She made the transition from shortstop to third base with near perfection. She was a solid staple for the Razorback defense recording 53 putouts and 114 assists. At the plate Chloe batted .227 in her sophomore campaign with 34 hits including seven doubles and seven home runs. She had an impressive series at South Carolina where she hit two home runs and had five RBI. In the extra inning 5-4 victory over the Gamecocks. Oprzedek batted .500 with a home run and a double. Oprzedek had a clutch single in the first game of the NCAA Tournament against Boston University. She was eventually brought in to tie the game that the Razorbacks went on to win 3-2.

**2011:** Oprzedek finished her inaugural season as the only Razorback to start and play in all 52 games during the 2011 season. In her first start with Arkansas, Oprzedek recorded one of the five triples to break the single-game record. She also tallied two runs off two hits and two RBI in the first game of the season. She picked up another triple in the 14-4 win over Texas Southern (Feb. 25) at the Holiday Inn Emerald Beach Islander Classic in Corpus Christi, Texas. Oprzedek had eight multi-hit games and three multi-RBI games

on the season. She had the second longest hitting streak on the team from Feb. 26-March 9 with seven games. She started 21 games at the ninth spot in the lineup and maintained a .300 batting average at the bottom of the lineup. She finished the season with an overall batting average of .238. Collecting 12 RBI off 34 hits and 11 runs, Oprzedek picked up eight stolen bags and had three sacrifice hits and one sacrifice fly on the season. She played a key role in the Razorbacks win over third-ranked Georgia (April 23) when she came to the plate with two outs and got a two-base hit to center field to bring in the two RBI needed to best the Bulldogs 2-1. Defensively, she had 89 putouts and 98 assists between third base and shortstop. She also turned three double plays on the season.

**HIGH SCHOOL:** Oprzedek was a four-year starter for Providence Catholic High School. She helped lead Providence to a fourth-place finish in the East Suburban Catholic Conference after finishing second in 2008. For her efforts, she was named to the all-area and all-conference first teams. Oprzedek was the 2010 most valuable player at Providence Catholic High School and was a team captain her junior and senior years. She was an ESCC 2010 All-Conference selection and Most Valuable Student Athlete. She was also named ESPN RISE Midwest Player of the Week, Girls Who Had Game, and Illinois & Texas Single Game Standout. Oprzedek was a member of the 2010 Super 60 Southtown Star All-Area first team as well as the 2010 Herald News All-Area First Team. She was named to Team 22 All-22nd Century Media Sports "Super Team" first team. She was also awarded to the 2010 IL H.S. "Elite" Team and voted Most Athletic Senior Girl at Providence Catholic High School. She holds her high school's record for single season runs (43), triples (5), RBI (51), and BA (.475). She holds the career record at Providence Catholic High School for hits (152), runs (111), triples (14), and homeruns (15). Proving her versatility, she spent time at shortstop, second, third and in the outfield. She capped off her senior season with a .533 batting average in the conference and had a 19-game hitting streak for a total of 56 hits in 33 games. Along with softball, she was a letterwinner in volleyball and basketball during high school.

**PERSONAL:** Born July 4, 1992, she is the daughter of Ed and Thea Oprzedek. She has seven brothers and sisters ranging in age from 10 to 30. She is majoring in kinesiology and plans to pursue a career in sports medicine or coaching after college.

## CAREER STATISTICS

Year	Avg	GP	GS	AB	R	H	2B	3B	HR	RBI	TB	SLG%	BB	HBP	SO	GDP	OB%	SF	SH	SB	ATT	PO	A	E	FLD%
2011	.238	52	52	143	11	34	6	2	0	12	44	.308	4	2	30	1	.267	1	3	8	12	89	98	14	.930
2012	.225	55	53	151	19	34	7	1	7	24	64	.424	10	6	33	0	.299	0	1	3	4	53	114	6	.965
TOTAL	.231	107	105	294	30	68	13	3	7	36	108	.367	14	8	63	1	.284	1	4	11	16	142	212	20	.947





### 2012 GAME BY GAME

INTRO

THE TEAM

OPPONENTS

HISTORY

RECORDS

U OF A

Date	OPP	GS	AB	R	H	RBI	2B	3B	HR	BB	IBB	SB	CS	HBP	SAC	SF	GDP	K	PO	A	E	Avg
2/10/12	Belmont	0	1	0	0	0	0	0	0	0	0	0	0	0	0	0	0	0	0	1	0	.000
2/11/12	Iowa	*	2	1	1	1	0	0	0	0	0	0	0	0	0	0	0	0	0	5	0	.333
2/11/12	Baylor	*	3	1	0	0	0	0	0	0	0	0	0	0	0	0	0	1	1	1	0	.167
2/12/12	Wichita St.	*	1	1	0	0	0	0	0	0	0	0	0	1	0	0	0	0	0	0	0	.143
2/18/12	Drake	*	3	0	0	0	0	0	0	0	0	0	0	0	0	0	0	1	0	3	0	.100
2/18/12	USF	0	0	0	0	0	0	0	0	0	0	0	0	0	0	0	0	0	0	0	0	.100
2/19/12	Wisconsin	*	1	0	0	0	0	0	0	0	0	0	0	0	0	0	0	1	0	1	0	.091
2/24/12	NW STATE	*	2	0	0	0	0	0	0	0	0	0	0	1	1	0	0	0	2	3	1	.077
2/24/12	TENN. ST.	*	2	2	1	1	0	0	0	1	0	1	0	0	0	0	0	0	0	5	0	.133
2/25/12	JA. STATE	*	3	0	1	0	0	0	0	0	0	0	0	0	0	0	0	0	2	3	0	.167
2/25/12	NW STATE	*	2	0	0	0	0	0	0	0	0	0	0	0	0	0	0	0	0	4	0	.150
2/26/12	JA. STATE	*	3	0	0	0	0	0	0	0	0	0	0	0	0	0	0	0	1	7	0	.130
3/2/12	DRAKE	*	2	0	1	2	0	0	0	0	0	0	0	1	0	0	0	0	2	3	0	.160
3/3/12	BUTLER	*	3	1	2	3	1	0	1	0	0	0	0	0	0	0	0	1	0	2	0	.214
3/3/12	DRAKE	*	4	2	1	1	0	0	1	0	0	0	0	0	0	0	0	2	1	0	0	.219
3/4/12	IUPUI	*	3	1	1	1	0	0	1	0	0	0	0	0	0	0	0	0	1	0	0	.229
3/4/12	BUTLER	*	2	1	0	0	0	0	0	1	0	0	0	1	0	0	0	2	1	5	0	.216
3/7/12	OLE MISS	*	2	0	1	0	0	0	0	0	0	0	0	0	0	0	0	0	0	3	0	.231
3/7/12	OLE MISS	*	3	0	2	1	1	0	0	0	0	0	0	1	0	0	0	1	2	0	0	.262
3/9/12	South Carolina	*	4	1	2	2	1	0	1	1	0	0	0	0	0	0	0	0	1	4	0	.283
3/10/12	South Carolina	*	4	0	2	0	2	0	0	0	0	0	0	0	0	0	0	0	3	1	1	.300
3/11/12	South Carolina	*	4	1	1	3	0	0	1	0	0	0	0	0	0	0	0	0	1	4	0	.296
3/14/12	MISSOURI	*	3	0	0	0	0	0	0	0	0	0	0	0	0	0	0	1	3	3	0	.281
3/16/12	TENN.	*	3	0	0	0	0	0	0	0	0	0	0	0	0	0	0	2	1	2	0	.267
3/17/12	TENN.	*	2	1	0	0	0	0	0	1	0	1	0	1	0	0	0	1	1	0	0	.258
3/18/12	TENN.	*	3	0	1	0	0	1	0	0	0	0	0	0	0	0	0	0	1	4	0	.262
3/23/12	FLORIDA	*	3	0	1	0	0	0	0	0	0	0	0	0	0	0	0	0	0	4	0	.265
3/24/12	FLORIDA	*	3	0	0	0	0	0	0	1	0	0	0	0	0	0	0	1	1	1	0	.254
3/25/12	FLORIDA	*	3	0	0	0	0	0	0	0	0	0	0	0	0	0	0	1	1	2	0	.243
3/28/12	TULSA	*	2	0	0	0	0	0	0	1	0	0	0	0	0	0	0	1	0	2	0	.237
3/30/12	LSU	*	3	0	1	0	0	0	0	0	0	0	0	0	0	0	0	0	1	2	1	.241
4/1/12	LSU	*	3	0	0	0	0	0	0	0	0	0	0	0	0	0	0	0	1	3	1	.232
4/6/12	MSU	*	3	0	0	0	0	0	0	0	0	0	0	0	0	0	0	1	1	4	0	.224
4/6/12	MSU	*	3	0	0	0	0	0	0	0	0	0	0	0	0	0	0	1	1	1	0	.216
4/7/12	MSU	*	2	0	0	0	0	0	0	0	0	0	0	0	0	0	0	0	2	2	0	.211
4/11/12	Kentucky-1	*	4	1	0	1	0	0	0	0	0	0	0	0	0	0	0	1	1	1	1	.202
4/11/12	Kentucky-2	*	3	0	0	0	0	0	0	0	0	0	0	0	0	0	0	1	3	0	0	.196
4/14/12	UT-MART	*	3	1	1	1	1	0	0	0	0	0	0	0	0	0	0	0	0	1	0	.200
4/14/12	UT-MART.	*	3	1	3	3	0	0	1	0	0	1	0	0	0	0	0	0	0	1	0	.223
4/17/12	UMKC	*	2	0	0	0	0	0	0	1	0	0	0	0	0	0	0	1	1	1	0	.219
4/20/12	Auburn	*	4	0	2	0	0	0	0	0	0	0	0	0	0	0	0	0	1	3	0	.229
4/21/12	Auburn	*	3	0	1	1	1	0	0	0	0	0	0	0	0	0	0	1	0	1	0	.232
4/22/12	Auburn	*	4	1	2	1	0	0	0	0	0	0	0	0	0	0	0	1	0	2	0	.241
4/25/12	Tulsa	*	4	1	2	2	0	0	1	0	0	0	1	0	0	0	0	1	0	3	1	.250
4/27/12	ALA.	*	4	0	0	0	0	0	0	0	0	0	0	0	0	0	0	3	1	1	0	.242
4/28/12	ALA.	*	2	0	0	0	0	0	0	1	0	0	0	0	0	0	0	0	0	2	0	.238
4/29/12	ALA.	*	3	0	2	0	0	0	0	0	0	0	0	0	0	0	0	0	1	3	0	.248
5/2/12	Missouri St.	*	3	0	1	0	0	0	0	0	0	0	0	0	0	0	0	0	2	1	0	.250
5/5/12	Georgia-1	*	3	0	0	0	0	0	0	0	0	0	0	0	0	0	0	1	3	0	0	.244
5/5/12	Georgia-2	*	3	0	0	0	0	0	0	0	0	0	0	0	0	0	0	2	2	2	0	.239
5/6/12	Georgia	*	3	0	0	0	0	0	0	0	0	0	0	0	0	0	0	1	1	1	0	.234
5/18/12	Boston	*	3	1	1	0	0	0	0	0	0	0	0	0	0	0	0	1	0	3	0	.236
5/19/12	CAL.	*	3	0	0	0	0	0	0	0	0	0	0	0	0	0	0	0	4	2	0	.231
5/20/12	CAL.	*	1	0	0	0	0	0	0	2	0	0	0	0	0	0	0	0	1	0	0	.230
5/20/12	CAL.	*	3	0	0	0	0	0	0	0	0	0	0	0	0	0	0	1	0	1	0	.225
TOTALS		53	151	19	34	24	7	1	7	10	0	3	1	6	1	0	0	33	53	1146		.225



## JENNIFER RAMBO - #00

*Outfielder - Junior - Spokane, Wash. (Gonzaga Prep)*





**2012:** Jennifer Rambo started 50 games in either the first base or center field position. She batted .204 while collecting 28 hits and 26 RBI. Rambo also hit nine home runs last season, six coming in conference play. Rambo had a clutch solo-home run in the 3-2 victory over No. 1 California in the Berkeley Regional. She had an outstanding doubleheader at Kentucky where she blasted three bombs in two games, helping the Razorbacks to a 7-3 victory over the Wildcats. With her performance at Kentucky she tied the school record of home runs hit in a single game (2). She also comes in at tied for ninth on the single season records for home runs. Defensively, Rambo had 222 putouts while also totaling 10 assists.

**2011:** Rambo ended the 2011 season with 13 RBI, seven runs and a batting average of .230 after 43 games started and 46 games played. Rambo had five multi-hit games for the Razorbacks, her first coming against Utah (Feb. 20) when she went 3-for-4 with a run and a RBI. She had a season high of three hits in game one of the doubleheader against Ole Miss (March 23) including her second home run of the season to plate three runs for the Razorbacks. Her first homer came in just the second game of the season against Sam

Houston State (Feb. 11) at the 25th Annual Louisiana Classic. Defensively, Rambo tallied a season best 17 putouts in the doubleheader against Kentucky (March 16). She finished her first year of league play with a .230 batting average and 17 hits. Her number of hits in SEC play marks the second best on the team for 2011.

**HIGH SCHOOL:** Rambo was an infielder from Spokane, Wash., who was a four-year starter for Gonzaga Prep High School. Rambo earned first team all-league honors as a sophomore, junior and senior while leading the league with a batting average of .596. In her sophomore and senior seasons, Rambo also led the league in slugging percentage. Rambo has compiled a career batting average of .558 and a career slugging percentage of .913 while adding 77 hits and 44 RBI. She was also honored as the league's most valuable player for her efforts during her senior year. Strong academically, Rambo was a member of the National Honor Society and named to the Dean's List.

**PERSONAL:** Born Oct. 27, 1991, she is the daughter of Jay and Donna Rambo. She has a younger sister, Julia. Rambo is majoring in kinesiology.







## CAREER STATISTICS

Year	Avg	GP	GS	AB	R	H	2B	3B	HR	RBI	TB	SLG%	BB	HBP	SO	GDP	OB%	SF	SH	SB	ATT	PO	A	E	FLD%
2011	.230	46	43	126	7	29	1	1	2	13	38	.302	7	0	39	0	.271	0	2	3	3	78	38	7	.943
2012	.204	53	50	137	23	28	10	0	9	26	65	.474	17	2	31	0	.297	2	0	3	4	222	10	8	.967
TOTAL	.217	99	93	263	30	57	11	1	11	39	103	.392	24	2	70	0	.285	2	2	6	7	300	48	15	.959

## 2012 GAME BY GAME

Date	OPP	GS	AB	R	H	RBI	2B	3B	HR	BB	IBB	SB	CS	HBP	SAC	SF	GDP	K	PO	A	E	Avg
2/10/12	Belmont	*	3	1	1	0	0	0	0	0	0	0	0	0	0	0	0	0	2	0	0	.333
2/10/12	UT Arl.	*	2	0	0	0	0	0	0	1	0	0	0	0	0	0	0	0	11	1	0	.200
2/11/12	Iowa	*	1	1	0	0	0	0	0	1	0	0	0	0	0	0	0	0	5	0	0	.167
2/11/12	Baylor	*	3	0	1	2	1	0	0	1	0	0	0	0	0	0	0	1	6	1	1	.222
2/12/12	Wichita St.	*	2	1	1	1	0	0	1	0	0	0	0	0	0	0	0	1	4	0	0	.273
2/18/12	Drake	*	3	0	0	0	0	0	0	0	0	0	0	0	0	0	0	1	10	0	0	.214
2/18/12	USF	*	4	0	0	0	0	0	0	0	0	0	0	0	0	0	0	1	4	0	0	.167
2/19/12	Wisconsin	*	3	1	1	2	0	0	1	0	0	0	0	0	0	0	0	0	10	0	0	.190
2/24/12	NW STATE	*	4	0	1	1	1	0	0	0	0	0	0	0	0	0	0	0	7	1	1	.200
2/24/12	TENN. ST.	*	1	1	0	0	0	0	0	3	0	1	0	0	0	0	0	0	9	0	0	.192
2/25/12	JA. STATE	*	3	1	1	1	1	0	0	0	0	0	0	0	0	0	0	0	5	1	0	.207
2/25/12	NW STATE	*	3	0	2	0	0	0	0	0	0	0	0	0	0	0	0	0	12	0	0	.250
2/26/12	JA. STATE	*	3	2	1	0	1	0	0	0	0	0	0	0	0	0	0	0	10	0	0	.257
3/2/12	DRAKE	*	2	1	0	1	0	0	0	1	0	0	0	0	0	0	0	2	11	0	0	.243
3/3/12	BUTLER	*	2	1	0	0	0	0	0	1	0	0	0	0	0	0	0	0	10	1	0	.231
3/3/12	DRAKE	*	2	2	0	1	0	0	0	1	0	0	0	0	0	1	0	1	6	1	0	.220
3/4/12	IUPUI	*	1	0	0	0	0	0	0	1	0	1	0	0	0	0	0	0	6	0	0	.214
3/4/12	BUTLER	*	4	0	0	0	0	0	0	0	0	0	0	0	0	0	0	3	11	0	0	.196
3/7/12	OLE MISS	*	2	0	0	0	0	0	0	0	0	0	0	0	0	0	0	0	7	0	0	.188
3/7/12	OLE MISS	*	3	2	2	2	1	0	1	1	0	0	0	0	0	0	0	0	12	1	0	.216
3/9/12	South Carolina	*	4	0	1	0	0	0	0	0	0	0	0	0	0	0	0	2	9	0	0	.218
3/10/12	South Carolina	*	2	0	1	0	0	0	0	1	0	0	0	0	0	0	0	0	1	1	1	.228
3/11/12	South Carolina	*	2	0	0	0	0	0	0	0	0	0	0	0	0	0	0	0	1	0	0	.220
3/17/12	TENN.	0	1	0	0	0	0	0	0	0	0	0	0	0	0	0	0	1	0	0	0	.217
3/23/12	FLORIDA	*	3	0	0	0	0	0	0	0	0	0	0	0	0	0	0	1	10	1	0	.206
3/24/12	FLORIDA	*	2	0	0	0	0	0	0	0	0	0	0	1	0	0	0	2	6	1	0	.200
3/25/12	FLORIDA	0	0	0	0	0	0	0	0	0	0	0	0	0	0	0	0	0	2	0	0	.200
3/28/12	TULSA	*	2	0	0	0	0	0	0	0	0	0	0	0	0	0	0	1	2	0	0	.194
3/30/12	LSU	0	0	0	0	0	0	0	0	0	0	0	0	0	0	0	0	0	0	0	0	.194
3/31/12	LSU	*	2	0	0	0	0	0	0	0	0	0	0	0	0	0	0	0	2	0	1	.188
4/6/12	MSU	*	2	1	1	1	0	0	1	0	0	0	0	1	0	0	0	0	1	0	0	.197
4/6/12	MSU	*	3	0	1	0	0	0	0	0	0	1	0	0	0	0	0	2	1	0	0	.203
4/7/12	MSU	*	2	0	0	1	0	0	0	0	0	0	0	0	0	1	0	0	1	0	0	.197
4/11/12	Kentucky-1	*	2	2	1	1	0	0	1	2	0	0	0	0	0	0	0	0	3	0	0	.205
4/11/12	Kentucky-2	*	4	2	2	4	0	0	2	0	0	0	0	0	0	0	0	0	2	0	0	.220
4/14/12	UT-MART	*	3	0	1	1	1	0	0	0	0	0	0	0	0	0	0	1	1	0	1	.224
4/14/12	UT-MART	*	3	1	1	0	0	0	0	0	0	0	0	0	0	0	0	2	1	0	0	.227
4/17/12	UMKC	*	3	0	1	0	1	0	0	0	0	0	0	0	0	0	0	1	2	0	0	.231
4/20/12	Auburn	*	4	0	0	0	0	0	0	0	0	0	0	0	0	0	0	0	0	0	0	.221
4/21/12	Auburn	*	3	0	0	0	0	0	0	0	0	0	0	0	0	0	0	1	1	0	0	.214
4/22/12	Auburn	*	4	1	1	0	1	0	0	0	0	0	0	0	0	0	0	2	0	0	0	.216
4/25/12	Tulsa	*	2	0	0	0	0	0	0	2	0	0	1	0	0	0	0	0	1	0	1	.212
4/27/12	ALA.	*	3	0	1	3	1	0	0	1	0	0	0	0	0	0	0	0	2	0	1	.215
4/28/12	ALA.	*	3	1	1	1	0	0	1	0	0	0	0	0	0	0	0	1	1	0	0	.218
4/29/12	ALA.	*	3	0	0	0	0	0	0	0	0	0	0	0	0	0	0	1	1	0	0	.212
5/2/12	Missouri St.	*	3	0	0	0	0	0	0	0	0	0	0	0	0	0	0	0	1	0	0	.207
5/5/12	Georgia-1	*	3	0	0	0	0	0	0	0	0	0	0	0	0	0	0	0	1	0	1	.202
5/5/12	Georgia-2	*	3	0	0	0	0	0	0	0	0	0	0	0	0	0	0	0	4	0	0	.197
5/6/12	Georgia	*	3	0	1	1	1	0	0	0	0	0	0	0	0	0	0	0	2	0	0	.200
5/18/12	Boston	*	3	0	1	1	0	0	0	0	0	0	0	0	0	0	0	0	3	0	0	.203
5/19/12	CAL.	*	3	1	1	1	0	0	1	0	0	0	0	0	0	0	0	1	0	0	0	.206
5/20/12	CAL.	*	3	0	1	0	0	0	0	0	0	0	0	0	0	0	0	1	1	0	0	.209
5/20/12	CAL.	*	3	0	0	0	0	0	0	0	0	0	0	0	0	0	0	1	1	0	0	.204
TOTALS		50	137	23	28	26	10	0	9	17	0	3	1	2	0	2	0	31	222	10	8	.204

INTRO

THE TEAM

OPPONENTS

HISTORY

RECORDS

U OF A



## Mike Larabee on the junior class

"It is amazing how these juniors came in and a lot of them were thrown right into the frying pan their freshman year. We had some spots that we needed to fill and they came in and basically had a roller coaster ride that first year as freshmen. It has paid dividends and we are seeing the results now. After competing as freshmen and sophomores, they are a lot more confident now."

"I think the relaxation showed this fall. It is a very special class to me because I was hired in July and only had three months to put the class together. It has been exciting to see how much they have matured physically and mentally the last couple of years. We have some big time players in this class and it is nice to see how they are taking on a leadership role of an upperclassman. Some of these hitters weren't recruited that high."



Jennifer Rambo

"Jennifer Rambo was a sixth or seventh hitter on her travel ball team. She has really taken off and is on another level now. She was number three on our team in hitting in the fall. She has matured and come into her own."

"Jayme Gee has been exciting to watch grow. Her leadership has grown and she has taken a leadership role as a catcher. She is more confident in barking out her commands."



Jayme Gee

"Clarisa Navarro, even from last year, has settled down so much. She understands that she doesn't have to throw the ball at 75 mph. She can take some off of it and charge the ball now. She has taken her hitting to another level and will be our three-hole hitter this year. These girls are doing some great things that are going to help our team win."



Clarisa Navarro



# RAZORBACK

20 **SOPHOMORES** 13



Sierra Bronkey

Kimmy Beasley

Devon Wallace

Megan Pearson

Alyssa Bass

Kasey Fagan





## ALYSSA BASS - #19

*Outfielder - Sophomore - Magnolia, Texas (Tomball HS)*





**2012:** Alyssa Bass appeared in 33 games her freshman year as a Razorback getting one start in right field against UMKC on April 17. Bass pinch ran for the Razorbacks scoring eight runs including a run in the victory over Mississippi State on April 7. She recorded her first hit against No. 1 California in the Berkeley Regional on May 20.

**HIGH SCHOOL:** Bass was a four-year starter at centerfield for Tomball High School, capped her career swinging to a .340 average with 12 home runs in 2011. She powered Tomball to a 34-6 overall record, a perfect 14-0 mark in league play and an appearance in the Texas Class 5A State Championship regional final. As a senior, she earned a spot on the Texas Girls Coaches Association's academic all-state team for Class 5A. Her home run total as a senior was good for second-best on the Cougars' squad. Bass batted the Cougars and her head coach, Benita Dunlavy, to the state playoffs each of her four seasons. She received all-state honorable mention after notching first-team accolades from the Texas Sports Writers Association after her junior season in 2010.

Bass helped Tomball to the 2010 Texas Class 5A State Championship semifinals. She hit 36 times with 32 RBI and 33 runs in 40 games as a senior. In 36 games as a junior, Bass had 43 hits with 31 RBIs and six homers. Bass and the Cougars were regional finalists in 2008 and she helped her team to become bi-district champions during her sophomore season. She was named first-team all-district as a freshman and sophomore.

**PERSONAL:** Born Sept. 8, 1992, she is the daughter of Richard and Melanie Bass. She has a younger brother, Dylan, and an older sister, Madelyn. Bass is majoring in business.



INTRO

THE TEAM

OPPONENTS

HISTORY

RECORDS

U OF A



### CAREER STATISTICS

Year	Avg	GP	GS	AB	R	H	2B	3B	HR	RBI	TB	SLG%	BB	HBP	SO	GDP	OB%	SF	SH	SB	ATT	PO	A	E	FLD%
2012	.100	33	1	10	8	1	0	0	0	0	1	.100	2	0	3	0	.250	0	0	0	0	2	0	0	1.000
TOTAL	.100	33	1	10	8	1	0	0	0	0	1	.100	2	0	3	0	.250	0	0	0	0	2	0	0	1.000

### 2012 GAME BY GAME

Date	OPP	GS	AB	R	H	RBI	2B	3B	HR	BB	IBB	SB	CS	HBP	SAC	SF	GDP	K	PO	A	E	Avg
2/10/12	Belmont	0	0	1	0	0	0	0	0	0	0	0	0	0	0	0	0	0	0	0	0	.000
2/11/12	Baylor	0	0	0	0	0	0	0	0	0	0	0	0	0	0	0	0	0	0	0	0	.000
2/12/12	Wichita St.	0	0	0	0	0	0	0	0	0	0	0	0	0	0	0	0	0	0	0	0	.000
2/18/12	Drake	0	0	0	0	0	0	0	0	0	0	0	0	0	0	0	0	0	0	0	0	.000
2/18/12	USF	0	0	1	0	0	0	0	0	0	0	0	0	0	0	0	0	0	0	0	0	.000
2/19/12	Wisconsin	0	0	1	0	0	0	0	0	0	0	0	0	0	0	0	0	0	0	0	0	.000
2/24/12	NW STATE	0	0	0	0	0	0	0	0	0	0	0	0	0	0	0	0	0	0	0	0	.000
2/24/12	TENN. ST.	0	0	1	0	0	0	0	0	0	0	0	0	0	0	0	0	0	0	0	0	.000
2/25/12	JA. STATE	0	0	1	0	0	0	0	0	0	0	0	0	0	0	0	0	0	0	0	0	.000
2/25/12	NW STATE	0	1	0	0	0	0	0	0	0	0	0	0	0	0	0	0	1	0	0	0	.000
3/3/12	BUTLER	0	0	1	0	0	0	0	0	0	0	0	0	0	0	0	0	0	0	0	0	.000
3/7/12	OLE MISS	0	0	0	0	0	0	0	0	0	0	0	0	0	0	0	0	0	0	0	0	.000
3/10/12	South Carolina	0	0	0	0	0	0	0	0	0	0	0	0	0	0	0	0	0	0	0	0	.000
3/11/12	South Carolina	0	0	0	0	0	0	0	0	0	0	0	0	0	0	0	0	0	0	0	0	.000
3/14/12	MISSOURI	0	0	0	0	0	0	0	0	0	0	0	0	0	0	0	0	0	0	0	0	.000
3/17/12	TENN.	0	0	0	0	0	0	0	0	0	0	0	0	0	0	0	0	0	0	0	0	.000
3/18/12	TENN.	0	0	0	0	0	0	0	0	0	0	0	0	0	0	0	0	0	0	0	0	.000
3/25/12	FLORIDA	0	0	0	0	0	0	0	0	0	0	0	0	0	0	0	0	0	0	0	0	.000
3/28/12	TULSA	0	1	0	0	0	0	0	0	0	0	0	0	0	0	0	0	0	0	0	0	.000
4/6/12	MSU	0	0	0	0	0	0	0	0	0	0	0	0	0	0	0	0	0	0	0	0	.000
4/6/12	MSU	0	1	0	0	0	0	0	0	0	0	0	0	0	0	0	0	0	0	0	0	.000
4/7/12	MSU	0	0	1	0	0	0	0	0	1	0	0	0	0	0	0	0	0	0	0	0	.000
4/11/12	Kentucky-1	0	1	0	0	0	0	0	0	0	0	0	0	0	0	0	0	0	0	0	0	.000
4/14/12	UT-MART	0	0	0	0	0	0	0	0	1	0	0	0	0	0	0	0	0	0	0	0	.000
4/14/12	UT-MART	0	1	0	0	0	0	0	0	0	0	0	0	0	0	0	0	1	0	0	0	.000
4/17/12	UMKC	*	2	0	0	0	0	0	0	0	0	0	0	0	0	0	0	0	2	0	0	.000
4/20/12	Auburn	0	0	0	0	0	0	0	0	0	0	0	0	0	0	0	0	0	0	0	0	.000
4/27/12	ALA.	0	1	0	0	0	0	0	0	0	0	0	0	0	0	0	0	0	0	0	0	.000
4/29/12	ALA.	0	1	0	0	0	0	0	0	0	0	0	0	0	0	0	0	1	0	0	0	.000
5/5/12	Georgia-2	0	0	0	0	0	0	0	0	0	0	0	0	0	0	0	0	0	0	0	0	.000
5/18/12	Boston	0	0	1	0	0	0	0	0	0	0	0	0	0	0	0	0	0	0	0	0	.000
5/19/12	CAL.	0	0	0	0	0	0	0	0	0	0	0	0	0	0	0	0	0	0	0	0	.000
5/20/12	CAL.	0	1	0	1	0	0	0	0	0	0	0	0	0	0	0	0	0	0	0	0	.100
TOTALS		1	10	8	1	0	0	0	0	2	0	0	0	0	0	0	0	3	2	0	0	.100



## KIMMY BEASLEY - #8

*Pitcher - Sophomore - Foreman, Ark. (Foreman HS)*



**2012:** Kimmy Beasley had an outstanding freshman season in the circle for the Razorbacks. The left-handed pitcher was named the Southeastern Conference Freshman of the week two times during the season. She was also named to the All-SEC Freshman Team. Beasley had an overall record of 11-10 with an ERA of 3.54 and victories over No.1 California, No. 7 Baylor, No. 3 Alabama, No. 11 Georgia and Kentucky. Beasley racked up 99 strikeouts while only allowing 42 walks. She appeared in 33 games while making 21 starts. Beasley held strong for 4.2 innings in the victory over the number one team in the nation, California, in the Berkeley Regional.

**HIGH SCHOOL:** Named Gatorade's Arkansas Softball Player of the Year in 2011, Kimmy Beasley helped Foreman High School to four state championships in her career, making pitching appearances in three title games. As a senior, she posted a 32-2 record with a 0.15 ERA, striking out 393 batters in 236 innings pitched. She was named an All-American by ESPN RISE for her efforts. Beasley, a left-handed standout, recorded seven no-hitters in 2011, including four perfect games, and a state-record 22 shutouts. She received Class 2A All-State honors and was a West team member in the 2011 Arkansas All-Star game.

Coached by her father Mitchell Beasley, she finished her high school career ranked No. 1 all-time in strikeouts with 1,122. She has collected all-region honors each of her four seasons and received all-district and all-state accolades as a sophomore, junior and senior. Beasley also received all-state honors in basketball as a junior and senior.

**PERSONAL:** Born March 21, 1993, she is the daughter of Mitchell and Toni Beasley. She has two sisters, Christian and Leann, and a brother, Wade. Beasley is majoring in kinesiology.



INTRO

THE TEAM

OPPONENTS

HISTORY

RECORDS

U OF A



### CAREER STATISTICS

Year	ERA	W	L	App	GS	CG	SHO	CBO	SV	IP	H	R	ER	BB	SO	2B	3B	HR	BF	B/Avg	WP	HBP	BK	SFA	SHA
2012	3.54	11	10	33	21	8	1	1	1	130.1	142	82	66	42	99	25	1	15	585	.272	13	8	0	3	10
<b>TOTAL</b>	<b>3.54</b>	<b>11</b>	<b>10</b>	<b>33</b>	<b>21</b>	<b>8</b>	<b>1</b>	<b>1</b>	<b>1</b>	<b>130.1</b>	<b>142</b>	<b>82</b>	<b>66</b>	<b>42</b>	<b>99</b>	<b>25</b>	<b>1</b>	<b>15</b>	<b>585</b>	<b>.272</b>	<b>13</b>	<b>8</b>	<b>0</b>	<b>3</b>	<b>10</b>

### 2012 GAME BY GAME

Date	OPP	GS	IP	H	R	ER	BB	SO	2B	3B	HR	WP	BK	HBP	IBB	Score	W	L	SV	ERA
2/10/12	Belmont	*	4.0	3	0	0	0	6	0	0	0	0	0	0	0	16-3	1	0	0	0.00
2/11/12	Baylor	*	7.0	6	1	1	1	2	1	0	0	0	0	0	0	5-1	2	0	0	0.64
2/18/12	USF	*	3.0	3	4	2	3	2	0	0	0	1	0	0	0	6-7	2	0	0	1.50
2/24/12	NW STATE	*	3.2	7	6	6	2	3	2	0	0	0	0	0	0	10-7	2	0	0	3.57
2/25/12	JA. STATE	0	2.2	4	2	2	1	5	1	0	0	0	0	0	0	5-4	3	0	0	3.79
3/3/12	DRAKE	*	4.2	6	3	3	2	3	2	0	1	0	0	0	0	8-6	4	0	0	3.92
3/4/12	IUPUI	*	7.0	4	1	1	1	7	2	0	0	0	0	0	0	3-1	5	0	0	3.28
3/7/12	OLE MISS	0	0.2	3	4	2	2	1	0	0	0	1	0	0	0	0-13	5	0	0	3.64
3/9/12	South Carolina	*	6.1	7	4	3	2	3	2	0	0	0	0	0	0	5-4	5	0	0	3.59
3/10/12	South Carolina	*	2.1	7	5	4	0	0	2	0	0	0	0	0	0	2-7	5	1	0	4.06
3/16/12	TENN.	0	2.1	3	4	0	0	1	1	0	0	0	0	1	0	0-8	5	1	0	3.85
3/24/12	FLORIDA	0	2.0	0	0	0	1	4	0	0	0	0	0	0	0	2-3	5	1	0	3.68
3/25/12	FLORIDA	0	5.1	6	3	3	3	4	0	0	1	1	0	0	0	0-5	5	1	0	3.71
3/28/12	TULSA	*	2.0	3	1	1	0	2	1	0	0	1	0	0	0	0-6	5	2	0	3.70
4/1/12	LSU	*	5.1	7	3	2	1	3	0	1	0	0	0	0	0	2-3	5	3	0	3.60
4/6/12	MSU	0	2.0	2	2	0	1	1	0	0	0	0	0	0	0	1-2	5	4	0	3.48
4/6/12	MSU	0	2.2	3	3	3	1	1	2	0	1	0	0	0	0	2-7	5	4	0	3.67
4/7/12	MSU	*	1.2	3	1	1	2	2	0	0	1	0	0	0	0	13-2	5	4	0	3.68
4/11/12	Kentucky-1	0	2.1	7	4	4	3	2	0	0	1	0	0	0	1	7-9	5	5	0	3.97
4/11/12	Kentucky-2	*	7.0	9	3	3	0	6	0	0	1	2	0	0	0	7-3	6	5	0	3.88
4/14/12	UT-MART.	0	5.1	4	0	0	0	9	0	0	0	0	0	0	0	6-4	7	5	0	3.62
4/14/12	UT-MART.	*	7.0	4	2	2	1	6	2	0	1	0	0	0	0	4-2	8	5	0	3.49
4/17/12	UMKC	*	7.0	4	0	0	0	6	0	0	0	0	0	0	0	2-0	9	5	0	3.22
4/21/12	Auburn	0	3.0	6	5	5	0	1	2	0	3	0	0	0	0	1-5	9	6	0	3.49
4/27/12	ALA.	0	3.0	3	1	1	0	4	1	0	0	1	0	1	0	6-13	9	6	0	3.45
4/28/12	ALA.	*	7.0	2	1	1	5	3	0	0	0	1	0	3	0	8-1	10	6	0	3.29
4/29/12	ALA.	*	7.0	10	5	5	2	4	1	0	2	0	0	0	1	1-5	10	7	0	3.40
5/2/12	Missouri St.	*	1.0	0	0	0	1	1	0	0	0	1	0	0	0	4-0	10	7	0	3.37
5/5/12	Georgia-1	*	6.2	5	3	1	1	3	1	0	0	3	0	1	0	2-3	10	8	0	3.24
5/5/12	Georgia-2	0	1.2	1	0	0	0	1	0	0	0	0	0	0	0	2-1	10	8	1	3.20
5/6/12	Georgia	*	1.2	2	3	3	0	1	0	0	2	0	0	2	0	1-7	10	9	1	3.32
5/19/12	CAL.	*	4.2	3	2	1	5	2	2	0	0	0	0	0	2	3-2	11	9	1	3.26
5/20/12	CAL.	*	1.1	5	6	6	1	0	0	0	1	1	0	0	1	0-7	11	10	1	3.54
<b>TOTALS</b>		<b>21</b>	<b>130.1</b>	<b>142</b>	<b>82</b>	<b>66</b>	<b>42</b>	<b>99</b>	<b>25</b>	<b>1</b>	<b>15</b>	<b>13</b>	<b>0</b>	<b>8</b>	<b>5</b>	<b>134-151</b>	<b>11</b>	<b>10</b>		<b>13.54</b>

INTRO

THE TEAM

OPPONENTS

HISTORY

RECORDS

U OF A



## SIERRA BRONKEY - #10

*Infielder - R-Sophomore - Edmond, Okla. (Edmond Santa Fe HS)*



**2012:** Sierra Bronkey, a red-shirt freshman, made a huge impact at the plate and in the infield for the Razorbacks last season. Starting 56 of the 57 games, she averaged .287 at the plate with 45 hits, 16 RBI and two home runs. Bronkey recorded her first home run as a Razorback in the 10-2 victory over Iowa at the Getterman Classic in Waco, Texas. Bronkey spent most of her time at second base, but also saw some time in left field. Defensively she recorded 82 putouts and 64 assists with a fielding percentage of .973. Sierra was clutch in the 2-1 victory over No. 11 Georgia where she went 2-for-3 at the plate including a double to place herself and another runner in scoring position. Bronkey was solid at the plate in the 3-2 victory over No. 1 California in the Berkeley Regional where she recorded a single for an RBI in the top of the first to give Arkansas a 3-0 lead.

**2011:** Bronkey redshirted her freshman season due to injury.

**HIGH SCHOOL:** Bronkey capped her high school career helping Edmond Santa Fe High School to a fifth-place finish at the 2009 Oklahoma 6A State Championship. She finished her senior year with a .432 batting average, 37 RBI and 10 home runs on her way to player

of the year recognition. Bronkey also earned honors as a member of the Oklahoma all-state first team. A four-year starter and letterwinner, Bronkey was first-team all-conference each of her four years and Metro All-Big City Honorable Mention for three years. She was a first-team all-state pitcher, Big All-City Player of the Year and Ferguson Jenkins Player of the Year in 2009. She was an All-Edmond first-team selection in 2006 and 2007 and earned player of the year accolades in 2008 and 2009. Bronkey helped lead her team to a runner-up finish at the state championships as a freshman. She was a member of the National Honor Society and was a high school teammate of LSU's Morgan Russell.

**PERSONAL:** Born Feb. 5, 1992, she is the daughter of Jeff and Kathy Bronkey. She has an older sibling, Sarene. Her father, Jeff Bronkey, pitched for both the Texas Rangers and Milwaukee Brewers from 1993-95. Bronkey is majoring in kinesiology and exercise science.



## CAREER STATISTICS

Year	Avg	GP	GS	AB	R	H	2B	3B	HR	RBI	TB	SLG%	BB	HBP	SO	GDP	OB%	SF	SH	SB	ATT	PO	A	E	FLD%
2012	.287	57	56	157	9	45	7	0	2	16	58	.369	12	5	24	1	.354	1	1	0	0	82	64	4	.973
TOTAL	.287	57	56	157	9	45	7	0	2	16	58	.369	12	5	24	1	.354	1	1	0	0	82	64	4	.973



### 2012 GAME BY GAME

Date	OPP	GS	AB	R	H	RBI	2B	3B	HR	BB	IBB	SB	CS	HBP	SAC	SF	GDP	K	PO	A	E	Avg
2/10/12	Belmont	*	3	1	2	4	0	0	0	1	0	0	0	0	0	0	0	0	0	1	0	.667
2/10/12	UT Arl.	*	2	0	0	0	0	0	0	0	0	0	0	1	0	0	0	0	2	3	0	.400
2/11/12	Iowa	*	3	1	1	1	0	0	1	0	0	0	0	0	0	0	0	0	4	1	0	.375
2/11/12	Baylor	*	3	1	1	0	0	0	0	1	0	0	0	0	0	0	0	0	4	1	0	.364
2/12/12	Wichita St.	*	2	0	1	0	0	0	0	0	0	0	0	0	0	0	0	0	0	1	0	.385
2/18/12	Drake	*	4	0	2	2	1	0	0	0	0	0	0	0	0	0	0	0	0	0	0	.412
2/18/12	USF	*	4	0	1	1	0	0	0	0	0	0	0	0	0	0	0	2	1	1	0	.381
2/19/12	Wisconsin	*	2	0	1	0	0	0	0	0	0	0	0	0	0	0	0	1	1	1	0	.391
2/24/12	NW STATE	*	3	1	2	1	0	0	0	1	0	0	0	1	0	0	0	0	2	3	0	.423
2/24/12	TENN. ST.	*	2	0	0	0	0	0	0	1	0	0	0	0	0	0	0	0	1	2	0	.393
2/25/12	JA. STATE	*	3	0	2	0	1	0	0	0	0	0	0	0	0	0	0	0	2	2	0	.419
2/25/12	NW STATE	*	3	1	0	0	0	0	0	0	0	0	0	0	0	0	0	1	1	3	0	.382
2/26/12	JA. STATE	*	3	0	2	0	1	0	0	0	0	0	0	0	0	0	0	0	1	0	0	.405
3/2/12	DRAKE	*	2	0	0	0	0	0	0	1	0	0	0	0	0	0	0	0	0	1	0	.385
3/3/12	BUTLER	*	3	0	0	0	0	0	0	0	0	0	0	0	0	0	0	1	2	1	0	.357
3/3/12	DRAKE	*	4	0	1	0	0	0	0	0	0	0	0	0	0	0	0	0	5	3	0	.348
3/4/12	IUPUI	*	2	0	0	0	0	0	0	0	0	0	0	1	0	0	0	0	2	5	0	.333
3/4/12	BUTLER	*	3	0	1	0	0	0	0	2	1	0	0	0	0	0	0	0	2	2	0	.333
3/7/12	OLE MISS	*	2	0	0	0	0	0	0	0	0	0	0	0	0	0	0	0	0	2	2	.321
3/7/12	OLE MISS	*	3	0	0	0	0	0	0	0	0	0	0	0	0	0	0	0	2	4	0	.304
3/9/12	South Carolina	*	2	0	1	0	1	0	0	0	0	0	0	0	0	0	0	0	0	1	0	.310
3/10/12	South Carolina	*	2	0	0	0	0	0	0	1	0	0	0	0	0	0	0	0	2	0	0	.300
3/11/12	South Carolina	*	3	0	1	3	0	0	0	0	0	0	0	0	0	1	0	0	3	0	0	.302
3/14/12	MISSOURI	*	3	0	1	0	0	0	0	0	0	0	0	0	0	0	0	1	1	0	0	.303
3/16/12	TENN.	*	2	0	0	0	0	0	0	0	0	0	0	0	0	0	0	1	0	0	1	.294
3/17/12	TENN.	*	2	0	0	0	0	0	0	1	0	0	0	0	1	0	0	0	0	0	0	.286
3/18/12	TENN.	*	3	0	1	0	0	0	0	0	0	0	0	0	0	0	0	1	0	0	0	.288
3/23/12	FLORIDA	*	3	0	0	0	0	0	0	0	0	0	0	0	0	0	0	1	3	6	0	.276
3/24/12	FLORIDA	*	4	0	2	0	0	0	0	0	0	0	0	0	0	0	0	1	4	0	0	.287
3/25/12	FLORIDA	*	3	0	1	0	0	0	0	0	0	0	0	0	0	0	0	0	1	0	0	.289
3/28/12	TULSA	*	2	0	0	0	0	0	0	0	0	0	0	1	0	0	0	1	1	1	0	.282
3/30/12	LSU	*	3	0	0	0	0	0	0	0	0	0	0	0	0	0	0	1	1	1	0	.273
3/31/12	LSU	*	1	0	0	0	0	0	0	1	0	0	0	0	0	0	0	0	0	2	0	.270
4/1/12	LSU	*	1	0	0	0	0	0	0	0	0	0	0	0	0	0	0	0	0	0	0	.267
4/6/12	MSU	0	1	0	1	0	1	0	0	0	0	0	0	0	0	0	0	0	0	0	0	.275
4/6/12	MSU	*	3	0	0	0	0	0	0	0	0	0	0	0	0	0	0	1	1	0	0	.266
4/7/12	MSU	*	3	0	1	1	0	0	0	0	0	0	0	0	0	0	0	0	1	1	0	.268
4/11/12	Kentucky-1	*	4	1	2	0	0	0	0	0	0	0	0	0	0	0	0	1	3	2	0	.277
4/11/12	Kentucky-2	*	2	0	1	0	0	0	0	0	0	0	0	1	0	0	0	0	0	2	0	.282
4/14/12	UT-MART.	*	3	0	1	0	0	0	0	0	0	0	0	0	0	0	0	0	0	0	0	.283
4/14/12	UT-MART.	*	3	0	1	0	0	0	0	0	0	0	0	0	0	0	0	1	1	0	0	.284
4/17/12	UMKC	*	2	0	0	0	0	0	0	0	0	0	0	0	0	0	0	2	2	0	0	.279
4/20/12	Auburn	*	3	0	0	0	0	0	0	0	0	0	0	0	0	0	1	0	0	0	0	.272
4/21/12	Auburn	*	3	0	0	0	0	0	0	0	0	0	0	0	0	0	0	1	1	1	0	.265
4/22/12	Auburn	*	3	0	0	0	0	0	0	0	0	0	0	0	0	0	0	0	4	1	0	.258
4/25/12	Tulsa	*	3	2	3	2	1	0	1	1	0	0	0	0	0	0	0	0	1	0	0	.276
4/27/12	ALA.	*	4	1	2	0	0	0	0	0	0	0	0	0	0	0	0	2	1	0	0	.283
4/28/12	ALA.	*	3	0	0	0	0	0	0	1	0	0	0	0	0	0	0	0	1	1	0	.277
4/29/12	ALA.	*	3	0	1	0	0	0	0	0	0	0	0	0	0	0	0	0	1	1	0	.278
5/2/12	Missouri St.	*	3	0	0	0	0	0	0	0	0	0	0	0	0	0	0	0	3	5	0	.272
5/5/12	Georgia-1	*	3	0	1	0	0	0	0	0	0	0	0	0	0	0	0	0	4	0	0	.273
5/5/12	Georgia-2	*	3	0	2	0	1	0	0	0	0	0	0	0	0	0	0	0	2	1	0	.282
5/6/12	Georgia	*	3	0	1	0	0	0	0	0	0	0	0	0	0	0	0	1	2	0	0	.283
5/18/12	Boston	*	3	0	1	0	0	0	0	0	0	0	0	0	0	0	0	0	2	0	0	.284
5/19/12	CAL.	*	3	0	1	1	0	0	0	0	0	0	0	0	0	0	0	1	1	0	0	.285
5/20/12	CAL.	*	3	0	0	0	0	0	0	0	0	0	0	0	0	0	0	2	1	1	0	.279
5/20/12	CAL.	*	3	0	2	0	0	0	0	0	0	0	0	0	0	0	0	0	2	0	1	.287
TOTALS		56	157	9	45	16	7	0	2	12	1	0	0	5	1	1	1	24	82	64	4	.287



## MEGAN PEARSON - #23

*Infielder - Sophomore - Centerville, Ohio (Centerville HS)*




**2012:** Megan Pearson made 28 appearances and 18 starts in her first year at Arkansas. Towards the end of the season Pearson earned the first base position with solid defensive work during conference play. Pearson collected 151 putouts and four assists at first base. She recorded seven hits while scoring one run. She had a solid performance in the 8-1 victory over No. 3 Alabama where she went 2-for-3 at the plate including a double. She also recorded 14 putouts in that game.

**HIGH SCHOOL:** A standout hitter for Centerville High School, Megan Pearson earned second-team all-state honors from the Ohio High School Fast Pitch Softball Coaches Association in 2011 after batting .456 with 41 hits and 16 RBI. She helped the Elks and head coach Paul Martin to a 20-8 record and the second round of the Ohio State Tournament Playoffs district bracket. The squad was also co-champions of the central division of the Greater Western Ohio Conference. Pearson was named co-divisional athlete of the year and was an all-division and all-conference first-team performer at first base. As a junior in 2010, she batted .434 with 43 hits and 31 RBI and was on the first team of her all-division and all-conference squads. Pearson held a batting average of .400 and had 34 hits and

23 RBI as a sophomore in 2009 to earn all-division first-team accolades.

**PERSONAL:** Born May 28, 1993, she is the daughter of Bruce and Mary Sue Pearson. She has an older brother, Andrew. Pearson is majoring in kinesiology.







### CAREER STATISTICS

Year	Avg	GP	GS	AB	R	H	2B	3B	HR	RBI	TB	SLG%	BB	HBP	SO	GDP	OB%	SF	SH	SB	ATT	PO	A	E	FLD%
2012	.140	28	18	50	1	7	1	0	0	0	8	.160	3	4	17	0	.246	0	2	0	0	15	14	5	.969
TOTAL	.140	28	18	50	1	7	1	0	0	0	8	.160	3	4	17	0	.246	0	2	0	0	15	14	5	.969

### 2012 GAME BY GAME

Date	OPP	GS	AB	R	H	RBI	2B	3B	HR	BB	IBB	SB	CS	HBP	SAC	SF	GDP	K	PO	A	E	Avg
2/10/12	Belmont		1	0	0	0	0	0	0	0	0	0	0	0	0	0	0	0	3	0	0	.000
2/12/12	Wichita St.		1	0	0	0	0	0	0	0	0	0	0	0	0	0	0	0	3	0	0	.000
2/24/12	NW STATE		0	0	0	0	0	0	0	0	0	0	0	0	0	0	0	0	1	0	0	.000
3/4/12	IUPUI		0	0	0	0	0	0	0	0	0	0	0	0	0	0	0	0	3	0	0	.000
3/10/12	South Carolina		1	0	1	0	0	0	0	0	0	0	0	0	0	0	0	0	0	0	0	.333
3/11/12	South Carolina		2	0	1	0	0	0	0	0	0	0	0	0	0	0	0	1	6	0	0	.400
3/14/12	MISSOURI		1	0	0	0	0	0	0	0	0	0	0	0	0	0	0	0	6	0	0	.333
3/16/12	TENN.	*	2	0	0	0	0	0	0	0	0	0	0	0	0	0	0	0	7	0	0	.250
3/17/12	TENN.	*	1	0	1	0	0	0	0	1	0	0	0	1	0	0	0	0	8	0	0	.333
3/18/12	TENN.	*	2	0	0	0	0	0	0	1	0	0	0	0	0	0	0	1	8	1	1	.273
3/25/12	FLORIDA		0	0	0	0	0	0	0	1	0	0	0	0	0	0	0	0	2	0	0	.273
3/28/12	TULSA		0	0	0	0	0	0	0	0	0	0	0	0	0	0	0	0	3	1	0	.273
3/30/12	LSU	*	3	0	0	0	0	0	0	0	0	0	0	0	0	0	0	3	9	1	0	.214
4/17/12	UMKC	*	2	0	0	0	0	0	0	0	0	0	0	0	0	0	0	1	5	0	0	.188
4/21/12	Auburn		1	0	0	0	0	0	0	0	0	0	0	0	0	0	0	0	3	0	0	.176
4/22/12	Auburn	*	3	0	1	0	0	0	0	0	0	0	0	0	0	0	0	1	10	0	0	.200
4/25/12	Tulsa	*	3	0	0	0	0	0	0	0	0	0	0	0	1	0	0	1	9	0	0	.174
4/27/12	ALA.	*	3	0	0	0	0	0	0	0	0	0	0	0	0	0	0	3	5	0	0	.154
4/28/12	ALA.	*	3	1	2	0	1	0	0	0	0	0	0	0	0	0	0	0	14	0	0	.207
4/29/12	ALA.	*	3	0	0	0	0	0	0	0	0	0	0	0	0	0	0	2	6	0	0	.188
5/2/12	Missouri St.	*	3	0	1	0	0	0	0	0	0	0	0	0	0	0	0	1	8	1	1	.200
5/5/12	Georgia-1	*	1	0	0	0	0	0	0	0	0	0	0	2	0	0	0	0	4	0	1	.194
5/5/12	Georgia-2	*	3	0	0	0	0	0	0	0	0	0	0	0	0	0	0	1	4	0	0	.179
5/6/12	Georgia	*	3	0	0	0	0	0	0	0	0	0	0	0	0	0	0	1	5	0	0	.167
5/18/12	Boston	*	1	0	0	0	0	0	0	0	0	0	0	1	1	0	0	0	4	0	0	.163
5/19/12	CAL.	*	3	0	0	0	0	0	0	0	0	0	0	0	0	0	0	0	5	0	1	.152
5/20/12	CAL.	*	2	0	0	0	0	0	0	0	0	0	0	0	0	0	0	0	3	0	1	.146
5/20/12	CAL.	*	2	0	0	0	0	0	0	0	0	0	0	0	0	0	0	1	7	0	0	.140
TOTALS		18	50	1	7	0	1	0	0	3	0	0	0	4	2	0	0	17	151	4	5	.140



## DEVON WALLACE - #30

*Infielder - Sophomore - Double Oak, Texas (Marcus HS)*




**2012:** Devon Wallace had a break out freshman season where she was named the South-eastern Conference Freshman of the Year. Wallace was also named to the First Team All-SEC. She is the first Razorback ever to receive either honor. Wallace was also honored by the NFCA being named to the All-Region first team. Wallace is one of two Razorbacks that started all 57 games. She was primarily the designated player and lead-off batter for Arkansas, but also saw plenty of time out in left field. Wallace led the team in almost every offensive category for the 2012 season. She averaged .367 at the plate which places her second on the single season records list. She also comes in at second on the single season records for slugging percentage, slugging .733. Wallace broke the walks in a single season record with 53 as well as on-base percentage with

.548. She was ranked nationally throughout the season in the top 25 in both of these categories. Wallace hit 15 home runs, which ties the record of home runs hit in a single season. In SEC play Wallace led the league in home runs with 12, on-base percentage (.549) and walks (26). In the Berkeley Regional, the freshman hit an incredible .636 on the weekend with three of the four games being played against the No. 1 team in the country. At Cal, she went 7-for-12 at the plate including a two-run home run.

**HIGH SCHOOL:** A three-time offensive player of the year in her district, Devon Wallace batted .535 with 15 doubles in her senior season. She helped Marcus High School advance to the regional quarterfinals of the 2010 and 2011 Texas Class 5A State Championship playoffs. She was named to the District 8-5A first team all four seasons of her career. As a sophomore and junior from 2009-10, Wallace was honored as an all-area pick by The Dallas Morning News. In her sophomore campaign, she averaged .537 at the plate with 65 hits and helped lead the Marauders to the Class 5A state championship playoffs quarterfinals and regional finals. Wallace followed her sophomore season with 45 hits and a .450 batting average as a junior in 2010. She claimed newcomer of the year in her district as a freshman.

**PERSONAL:** Born May 10, 1993, she is the daughter of Terry and Becky Wallace. She has two brothers, Carder and Stetson. Wallace is majoring in nursing.



## CAREER STATISTICS

Year	Avg	GP	GS	AB	R	H	2B	3B	HR	RBI	TB	SLG%	BB	HBP	SO	GDP	OB%	SF	SH	SB	ATT	PO	A	E	FLD%
2012	.367	57	57	150	39	55	10	0	15	38	110	.733	53	7	24	1	.548	0	0	3	4	35	0	2	.946
TOTAL	.367	57	57	150	39	55	10	0	15	38	110	.733	53	7	24	1	.548	0	0	3	4	35	0	2	.946





### 2012 GAME BY GAME

INTRO

THE TEAM

OPPONENTS

HISTORY

RECORDS

U OF A

Date	OPP	GS	AB	R	H	RBI	2B	3B	HR	BB	IBB	SB	CS	HBP	SAC	SF	GDP	K	PO	A	E	Avg
2/10/12	Belmont	*	3	2	2	3	1	0	0	1	0	0	0	0	0	0	0	0	0	0	0	.667
2/10/12	UT Arl.	*	3	0	0	0	0	0	0	1	0	0	0	0	0	0	0	1	0	0	0	.333
2/11/12	Iowa	*	2	2	1	2	0	0	1	1	0	0	0	0	0	0	0	0	0	0	0	.375
2/11/12	Baylor	*	3	0	1	1	1	0	0	1	0	0	0	0	0	0	0	0	0	0	0	.364
2/12/12	Wichita St.	*	3	1	2	3	1	0	0	0	0	0	0	0	0	0	0	0	0	0	0	.429
2/18/12	Drake	*	5	1	3	0	0	0	0	0	0	0	0	0	0	0	0	0	0	0	0	.474
2/18/12	USF	*	3	1	1	0	0	0	0	2	1	0	0	0	0	0	0	2	0	0	0	.455
2/19/12	Wisconsin	*	2	1	1	1	0	0	0	0	0	0	0	1	0	0	0	1	0	0	0	.458
2/24/12	NW STATE	*	3	2	2	1	0	0	0	2	0	0	0	0	0	0	0	0	0	0	0	.481
2/24/12	TENN. ST.	*	1	1	1	1	0	0	0	3	0	0	0	0	0	0	0	0	0	0	0	.500
2/25/12	JA. STATE	*	2	0	0	0	0	0	0	1	0	0	0	0	0	0	0	1	0	0	0	.467
2/25/12	NW STATE	*	2	1	1	2	0	0	1	2	0	0	0	0	0	0	0	0	0	0	0	.469
2/26/12	JA. STATE	*	3	0	1	0	0	0	0	1	0	0	0	0	0	0	0	0	0	0	0	.457
3/2/12	DRAKE	*	2	2	1	0	1	0	0	2	0	0	0	0	0	0	0	0	0	0	0	.459
3/3/12	BUTLER	*	1	0	0	0	0	0	0	1	0	1	0	1	0	0	0	0	1	0	0	.447
3/3/12	DRAKE	*	2	1	1	0	0	0	0	2	0	0	0	0	0	0	0	0	1	0	1	.450
3/4/12	IUPUI	*	3	0	0	0	0	0	0	0	0	0	0	0	0	0	0	0	0	0	0	.419
3/4/12	BUTLER	*	4	0	0	0	0	0	0	1	0	0	0	0	0	0	0	1	1	0	0	.383
3/7/12	OLE MISS	*	2	0	0	0	0	0	0	0	0	0	0	1	0	0	0	0	1	0	0	.367
3/7/12	OLE MISS	*	4	1	2	3	0	0	1	1	0	0	0	0	0	0	0	1	0	0	0	.377
3/9/12	South Carolina*	4	2	2	1	0	0	0	1	1	0	0	0	0	0	0	0	0	2	0	1	.386
3/10/12	South Carolina*	4	1	1	1	0	0	0	1	0	0	0	0	1	0	0	0	2	4	0	0	.377
3/11/12	South Carolina*	1	1	1	0	0	0	0	0	3	1	0	0	0	0	0	0	0	0	0	0	.387
3/14/12	MISSOURI	*	3	0	0	0	0	0	0	0	0	0	0	0	0	0	0	1	0	0	0	.369
3/16/12	TENN.	*	1	0	0	0	0	0	0	1	0	0	0	0	0	0	0	1	2	0	0	.364
3/17/12	TENN.	*	4	1	3	1	1	0	1	0	0	0	0	0	0	0	0	0	1	0	0	.386
3/18/12	TENN.	*	3	0	0	0	0	0	0	0	0	0	0	0	0	0	0	1	3	0	0	.370
3/23/12	FLORIDA	*	2	0	0	0	0	0	0	1	0	0	0	0	0	0	0	0	0	0	0	.360
3/24/12	FLORIDA	*	3	0	1	0	0	0	0	1	0	0	0	0	0	0	0	0	0	0	0	.359
3/25/12	FLORIDA	*	2	0	1	0	1	0	0	2	0	0	0	0	0	0	0	1	1	0	0	.363
3/28/12	TULSA	*	3	0	0	0	0	0	0	0	0	0	0	0	0	0	0	1	0	0	0	.349
3/30/12	LSU	*	3	0	0	0	0	0	0	0	0	0	0	0	0	0	0	0	0	0	0	.337
3/31/12	LSU	*	3	0	1	0	0	0	0	0	0	0	0	0	0	0	0	1	0	0	0	.337
4/1/12	LSU	*	2	0	0	0	0	0	0	1	0	0	0	0	0	0	0	0	0	0	0	.330
4/6/12	MSU	*	1	0	0	0	0	0	0	2	0	0	1	1	0	0	0	0	0	0	0	.326
4/6/12	MSU	*	2	1	0	0	0	0	0	1	0	0	0	0	0	0	0	0	0	0	0	.319
4/7/12	MSU	*	3	1	1	1	0	0	0	0	0	0	0	0	0	0	0	1	0	0	0	.320
4/11/12	Kentucky-1	*	3	2	2	2	0	0	2	1	0	0	0	0	0	0	0	0	0	0	0	.330
4/11/12	Kentucky-2	*	0	1	0	0	0	0	0	4	0	1	0	0	0	0	0	0	0	0	0	.330
4/14/12	UT-MART.	*	3	1	2	0	1	0	0	1	0	1	0	0	0	0	0	0	0	0	0	.340
4/14/12	UT-MART.	*	4	0	0	0	0	0	0	0	0	0	0	0	0	0	0	0	0	0	0	.327
4/17/12	UMKC	*	3	1	1	0	1	0	0	0	0	0	0	0	0	0	0	0	0	0	0	.327
4/20/12	Auburn	*	2	1	1	1	0	0	1	2	0	0	0	0	0	0	0	0	0	0	0	.330
4/21/12	Auburn	*	2	0	0	0	0	0	0	1	0	0	0	0	0	0	0	1	0	0	0	.325
4/22/12	Auburn	*	2	1	0	0	0	0	0	0	0	0	0	2	0	0	0	0	1	0	0	.319
4/25/12	Tulsa	*	2	1	1	0	0	0	0	2	0	0	0	0	0	0	1	0	0	0	0	.322
4/27/12	ALA.	*	4	1	4	3	1	0	1	0	0	0	0	0	0	0	0	0	2	0	0	.344
4/28/12	ALA.	*	3	3	2	5	0	0	2	1	0	0	0	0	0	0	0	0	0	0	0	.352
4/29/12	ALA.	*	3	1	1	1	0	0	1	1	0	0	0	0	0	0	0	1	5	0	0	.352
5/2/12	Missouri St.	*	3	0	1	1	0	0	0	1	0	0	0	0	0	0	0	2	1	0	0	.351
5/5/12	Georgia-1	*	3	0	0	0	0	0	0	0	0	0	0	0	0	0	0	2	0	0	0	.343
5/5/12	Georgia-2	*	2	1	1	2	0	0	1	1	0	0	0	0	0	0	0	0	1	0	0	.346
5/6/12	Georgia	*	3	0	1	0	0	0	0	1	0	0	0	0	0	0	0	2	1	0	0	.345
5/18/12	Boston	*	3	0	2	0	1	0	0	0	0	0	0	0	0	0	0	0	2	0	0	.352
5/19/12	CAL.	*	3	1	2	0	0	0	0	1	0	0	0	0	0	0	0	0	3	0	0	.359
5/20/12	CAL.	*	2	1	1	2	0	0	1	1	0	0	0	0	0	0	0	0	1	0	0	.361
5/20/12	CAL.	*	3	0	2	0	0	0	0	0	0	0	0	0	0	0	0	0	1	0	0	.367
TOTALS		57	150	39	55	38	10	0	15	53	2	3	1	7	0	0	1	24	35	0	2	.367

## KASEY FAGAN - #1

*Infielder - Sophomore - Dunnellon, Fla. (Dunnellon High School)*



**2012:** Kasey Fagan, a transfer student from the University of Florida, started 50 games for the Gators. She batted .261 with two home runs and 18 RBI while hitting in the middle of the lineup.

**2011:** As a freshman for the Gators Fagan played in 68 of Florida's 69 games. She tallied five home runs and two grand slams. She had 105 assists at third base, ranking third for SEC freshman.

**High School:** A graduate of Dunnellon High School in Dunnellon, Fla., she was coached by her father Kevin Fagan. She led the Tigers to a 33-1 record and pitched herself to a 26-1 record in 2010. She earned the Florida Gatorade Player of the year honor in 2010. She was named to the 2009 and 2010 ESPN RISE Under Armour All-America softball game roster. Fagan played travel ball with Team North Florida, coached by Arkansas assistant Coy Adkins.

## CAREER STATISTICS

Year	Avg	GP	GS	AB	R	H	2B	3B	HR	RBI	TB	SLG%	BB	HBP	SO	GDP	OB%	SF	SH	SB	ATT	PO	A	E	FLD%
2011	.247	68	68	166	43	41	6	0	5	22	62	.373	30	1	43	0	.365	0	6	16	19	42	105	5	.967
2012	.261	57	50	134	19	35	3	1	2	18	46	.343	7	1	25	0	.301	1	4	8	8	50	3	2	.964
<b>TOTAL</b>	<b>.253</b>	<b>125</b>	<b>118</b>	<b>300</b>	<b>62</b>	<b>76</b>	<b>9</b>	<b>1</b>	<b>7</b>	<b>40</b>	<b>108</b>	<b>.360</b>	<b>37</b>	<b>2</b>	<b>68</b>	<b>0</b>	<b>.338</b>	<b>1</b>	<b>10</b>	<b>24</b>	<b>27</b>	<b>92</b>	<b>108</b>	<b>7</b>	<b>.966</b>




Photo credit to:  
Jim Burgess





### Mike Larabee on the sophomore class

INTRO

THE TEAM

OPPONENTS

HISTORY

RECORDS

U OF A

"The sophomore class was really instrumental, last year, in helping us reach the NCAA regional final. Devon Wallace did something that is very seldom done. A freshman came into this conference and led the conference in homeruns, slugging percentage and on base percentage. She was SEC freshman of the year. She is such a special player and we are excited to see her this year. We know that teams are going to pitch around her this season, but, the nice thing about Devon is her plate discipline. She will take that walk and she won't swing at pitches out of the zone. "


"We also have Megan Pearson, who came in and struggled offensively but played great defense. She had a calming effect on the team and the infield. She is that motherly hen on our team."

"Sierra Bronkey also had a solid freshman year. She will be our starting second baseman and is our best fielding infielder. She is getting a lot better at the plate and I think we should pay attention to her this season."

"And then we have Kimmy Beasley, I recruited her as a project. She came from a little high school in Foreman, Arkansas. She is a lefty that came in throwing 59-61 mph. consistently. Now she is in that 64-67 range. She two-hit the national champion, Alabama, last year. She beat Cal-Berkley and this is all coming from a kid that never played any type of high-level travel ball. We are expecting big things from her and this class this season. "



Devon Wallace



Kimmy Beasley



Sierra Bronkey



Megan Pearson



# RAZORBACK

20 FRESHMEN 13



Danielle Riddle   Lauren Montgomery   Kelly Young   Nicole Schroeder   Stephanie Canfield   Kyndra Meeker   Claire Clark





### STEPHANIE CANFIELD - #14

*Outfield - Freshman - St. Joseph, Ill. (St. Joseph-Ogden High School)*



**HIGH SCHOOL:** Stephanie Canfield carried a 4.2 GPA at St. Joseph Ogden High School in St. Joseph, Ill. She is a four year letter winner for the Spartans and held a career batting average of .561. Canfield became the Illinois High School Association all-time career hit and run leader with 277 hits and 233 runs in spring 2012.

**PERSONAL:** Born on May 30, 1994. Her parents are Doug and Susan Canfield and she has a brother, Shane (18). While her major is undecided she wants to help people and impact their lives upon graduation. She lists her favorite athlete as David Freese.



INTRO

THE TEAM

OPPONENTS

HISTORY

RECORDS

U OF A

## CLAIRE CLARK - #22

Utility - Freshman - Wynne, Ark. (Wynne High School)



**HIGH SCHOOL:** Claire Clark attended Wynne High School in Wynne, Ark. She was a 3.83 student and was in the top five of her class academically. She started four years for the varsity softball team and was all-state her freshman, sophomore, junior and senior years.

**PERSONAL:** Born on Nov. 3, 1993. Her parents are Jackie and Renee Clark. She studies medicine and art at the University of Arkansas and would like to become a nurse or doctor upon graduation. Her favorite athlete is Josh Hamilton.

INTRO

THE TEAM

OPPONENTS

HISTORY

RECORDS

U OF A





### KYNDRA MEEKER - #28

Utility - Freshman - Gravette, Ark. (Gravette High School)



**2012:** Kyndra Meeker walked on for the Razorbacks last fall. She made the team after an impressive performance in the fall season.

**HIGH SCHOOL:** Meeker graduated from Gravette High School in Gravette, Arkansas. She batted .500 in her senior season. She was all-state her junior and senior years. Meeker was also a state track champion in 2010 and 2011.

**PERSONAL:** Meeker's parents are Bill & Jennifer Meeker of Centerton, Ark. She has two brothers, Garrett and Mason. Meeker will study kinesiology while attending the University of Arkansas.

INTRO

THE TEAM

OPPONENTS

HISTORY

RECORDS

U OF A

## LAUREN MONTGOMERY - #5

*Infielder - Freshman - Cypress, Texas (Cypress Ranch High School)*



**HIGH SCHOOL:** Lauren Montgomery started three years at Cypress Ranch High School in Cypress, Texas. She was unable to start her freshman year because the high school did not have a team. She was a 3.8 student and a first team All-Academic performer all three years of her varsity softball career. She holds the school home run and RBI records with 12 and 35 in a season, respectively.

**PERSONAL:** Born on March 22, 1994. Her parents are Greg and Tanna Montgomery. She majors in Kinesiology and plans to be a high school teacher and coach one day. Favorite athlete is Albert Pujols.

INTRO

THE TEAM

OPPONENTS

HISTORY

RECORDS

U OF A






## DANIELLE RIDDLE - #24

*Infielder - Freshman - Muskogee, Okla. (Hilldale High School)*



**HIGH SCHOOL:** Danielle Riddle was a 4.3 student and the salutatorian at Hilldale High School in Muskogee, Okla. She batted .450 lifetime for the Hornets while pitching in 539 innings and earning an ERA of 1.13. She was the team MVP her sophomore, junior and senior year.

**PERSONAL:** Born on Sept. 1, 1994. Her parents are Darren and Traci Riddle. She has a sister, Destiny (14) and a brother, Drew (9). Both of her parents were collegiate athletes at Southeastern Oklahoma State University. She plans to major in Kinesiology and become a pharmacist upon graduation. Her favorite athlete is Chipper Jones.



INTRO

THE TEAM

OPPONENTS

HISTORY

RECORDS

U OF A

## NICOLE SCHROEDER - #29

Outfielder - Freshman - Yorba Linda, Calif. (Esperanza High School)



**HIGH SCHOOL:** Nicole Schroeder attended Esperanza High School in Anaheim, Calif. She was a four year letterman and starter under head coach Ed Tunstall. Her senior year she hit .425 with nine homeruns and was first team all-sunset league, all-county, all-CIF and all-state. She ended her high school softball career with an average of .397. She is the all-time leader in triples and grand slams for the Aztecs.

**PERSONAL:** Born on Aug. 22, 1994. Her parents are Michael and Charlotte Schroeder. She is the youngest of four; Jennifer (25) and Katie (22), were softball players at UCLA, and Michelle (23) was a softball player at Stanford. Katie is a WCWS Champion and a US National Team member. Jennifer was a WCWS runner-up. Nicole Schroeder majors in business at the University of Arkansas and plans to have a successful career in the business world upon graduating college. Her favorite athlete is Dustin Pedroia.





### KELLY YOUNG - #18

*Pitcher - Freshman - Madison, Miss. (Madison Central High School)*



**HIGH SCHOOL:** Kelly Young was a 4.0 student at Madison Central High School in Madison, Miss. She compiled a 38-5 record as a pitcher while hitting .409 at the plate. As a senior, she posted a record of 25-2 with a 0.29 ERA and 344 strikeouts against 42 walks in 175 innings while batting .343. She was named first team all-state in 2012 and 2011 and second team all-state in 2010, and was the Lady Jaguars MVP three years in a row. In 2012 she was named the Mississippi Gatorade Player of the Year. Her high school team won back-to-back-to-back state championships her sophomore, junior and senior year.

**PERSONAL:** Born on Oct. 21, 1993. Her parents are Richard and Linda Young. She will pursue an engineering major while attending the University of Arkansas.



INTRO

THE TEAM

OPPONENTS

HISTORY

RECORDS

U OF A

## Mike Larabee on the freshman class

"We are so excited about our freshman class this year. They came in, and right from the get-go, impressed our strength coaches with their athleticism. We have several freshmen that are going to make an impact this year."

"Nicole Schroeder is probably going to start at the DP position this year. She is a big time hitter. She is also going to get some time out in left field. She has three sisters that played in the PAC-12. She had a solid fall and we expect some big things out of her."

"Claire Clark is another young athlete from Arkansas. She might be the best athlete on the team. She has speed, ability, vertical jump, arm strength and explosiveness. When you tie all of that together she is going to get some great opportunities this year."

"Kelly Young is a pitcher that can throw in that 64-67 range. She had a great fall and is improving because she is a student of the game. She is one of our hardest workers on our team."

"Another hard worker is Stephanie Canfield. She will start in centerfield for us this year. She is our fastest player and will no doubt contribute right away. This has the potential to be our most athletic class ever. They are very athletic, coachable and have great blue-collar work ethics. Expect great things from this freshman class and a lot of playing time right away."



Danielle Riddle



Kelly Young

"Another newcomer I want to talk about is Kasey Fagan. She is a transfer so she will sit out this year. She is a great student and has had a huge impact on this team already. Our players think a lot about her work ethic and how much she cares about this program. Next year she will play in the infield and will be a great hitter for us. She has a great chance at being an All-American next season."



Stephanie Canfield



# MEET THE

## 20 COACHES 13





## THE COACHES

### Mike Larabee



Mike Larabee is in his fourth season as the head coach of the University of Arkansas softball team. Larabee's team finished with a record of 29-28 in 2012, while also going to their first NCAA Regional final in program history.

The Razorbacks had an outstanding season in Larabee's third year, grabbing wins over No. 1 California, No. 3 Alabama, No. 7 Baylor, No. 9 Tennessee and No. 11 Georgia. The win over Alabama broke a 30 game losing streak that dates all the way back to the 2002 season.

With the 29 wins in the 2012 season, Larabee's record at Arkansas is now 70-96 and 184-243 in over his eight-year career.

Last season, Arkansas not only more than doubled its total wins and conference wins from the previous season, it more than tripled home runs hit with 60 on the year. That comes in second on Arkansas' record books behind the 2008 season where there were 65 hits. The team also passed the single season record with an on-base-percentage of .355 in 1434 at bats.

In his second season, the Razorbacks finished with an overall record of 13-39 and 3-23 in the SEC. Early in the season Arkansas knocked off No. 1 UCLA (4-3) at the Louisville Slugger Desert Classic in Las Vegas, Nev. The defending national champion Bruins held the Hogs to seven hits, but that was not enough to keep the Razorbacks back.

During the summer of 2010, Larabee served as an assistant coach for the USA Softball Futures team. He assisted the team at the 2010 KFC World Cup of Softball presented by Six Flags where the Futures faced 2008 Olympic champion Japan, Canada and three-time Olympic champion Team USA. Larabee helped coach the Futures to a bronze medal at the World Cup.

His rookie campaign was a good start at the helm. The Razorbacks finished the season with an overall record of 28-29 and a 10-15 mark in conference play including a pair of victories over ninth ranked Georgia. The back-to-back wins against Georgia represented the first time Arkansas had accomplished that feat since 2001.

The Razorbacks also qualified for the 2010 Southeast Conference Softball Tournament, which was played at Bogle Park. The back-to-back appearances in the tournament for the Razorbacks were the first for the program since it qualified for the tournament in 2001 and 2002.

Larabee and the Hogs opened conference play with an 8-2 record in 2010, a mark that represents the best start to SEC play in school history. Arkansas' 10 conference wins, echoed the number reached in 2009.

Under the direction of Larabee, the Razorbacks finished the 2010 season with a .254 batting average with 58 home runs and 236 RBIs. The team batting average ranks in the top-5 all-time in program history while the home runs and RBI are the third most by a Razorback team. The Razorbacks posted a .353 on-base percentage and 202 walks, which set single-season records in both categories. The team finished the season with a .965 fielding-percentage, only one-thousandth of a point off the school record .966 set in 2001.



"I am appreciative of the opportunity Jeff Long and the University of Arkansas have given me to lead the Razorback softball program," Larabee said. "The University of Arkansas is a place where our coaching staff will work hard teaching and coaching the game while recruiting quality student-athletes. I couldn't ask for a better opportunity than to coach in the Southeastern Conference at an outstanding institution known for its academic and athletic excellence."





## THE COACHES

# Mike Larabee

Larabee previously coached five seasons at Wright State in Dayton, Ohio, where his teams ranked among the nation's top-15 in batting average in 2007 and 2008. He won 92 games in the last three seasons with the Horizon League tournament championships and NCAA Tournament bids in 2007 and 2008. In addition to his collegiate coaching experience, Larabee was a two-time member of the United States National Softball Team coaching pool and was a two-time all-world selection during his playing career.

"At Arkansas we have all the ingredients for a nationally competitive program," Larabee said. "Bogle Park is one of the best, if not the best, stadiums in the country. Our facilities will be a great draw in recruiting. When the job first came open, I did some research because I wanted it to be a good fit not only for me but for my family. After looking at the University of Arkansas and Northwest Arkansas, I felt like this was a great opportunity for all of us."

Larabee led Wright State to 34 wins in 2009, second-most in school history, while the 16-8 conference record also gave the Raiders the most league victories in the history of the program. The 33-26 record in 2008 was the first winning record for WSU since 2001, and the NCAA Tournament appearances in '07 and '08 were just the second and third ever for Wright State.

During his five-year run with the Raiders, Larabee compiled a 114-147 overall record, a 49-51 mark in Horizon League play and a 12-6 record in the league tournament. In Larabee's last two seasons, Wright State went 29-15 in league play.

The 2008 club won the Horizon League Tournament with wins over Loyola, Illinois-Chicago and two over regular-season champion Cleveland State to advance to an NCAA Regional in Ann Arbor, Mich., where the Raiders fell to Michigan and Kent State. Larabee was named Wright State's Coach of the Year following the 2008 campaign.

The 2007 club was 25-35 overall, but won the conference tournament as the No. 7 seed with wins over Cleveland State, Butler, Illinois-Chicago and Cleveland State again. Wright State fell to Northwestern and Notre Dame in the NCAA Tournament in Evanston, Ill.

With a 2-2 mark in the 2009 Horizon League Tournament, Larabee led his team to a 10-2 record in conference tournament play during the past three seasons.

Other 2009 highlights include six student-athletes earning All-Horizon League honors, a school record for team fielding percentage (.965), three individual single-season records and six individual career records. The Raiders were No. 15 in the nation with a .309 batting average, No. 35 with 5.15 runs scored per game and No. 37 with a .445 slugging percentage.

Larabee's 2008 squad set 11 school records, including 67 home runs, which shattered the previous mark of 25 in 1999. WSU was No. 5 in the nation with 0.36 triples per game, No. 10 with a .315 batting average and a .510 slugging percentage, No. 12 with 5.85 runs and 1.14 home runs per game, and No. 23 with 1.46 doubles per game.

A former member of the U.S. National Men's Fastpitch Team in 1996 and 2000, Larabee was named to the USA Women's National Team Coaching Pool for the 2005-08 and 2009-12 Olympic Quadrenniums. As a result, he was part of the selection camp committee which chose participants for the Pan American Qualifying Team. That team competed in Guatemala in 2005 and qualified for the 2006 World Championships in Beijing, China, and the 2007 Pan American Games in Rio de Janeiro, Brazil. In summer 2006, he was part of the coaching staff of the World University Games in Taiwan and helped the United States win the gold medal.



## THE COACHES

# Mike Larabee

He was selected as a clinician for the NCAA Youth Education Through Sports (YES) clinic during the 2009 Women's College World Series in Oklahoma City.

Larabee was an assistant at the University of Illinois for three years (2002-04) prior to going to Wright State. In 2003, Illinois earned an NCAA Tournament bid for the first time. In 2004, Illinois ended the year ranked No. 17 in the USA Today/National Fastpitch Coaches Association poll, was the No. 2 seed in the NCAA Waco Regional and came within one victory of advancing to the Women's College World Series.



Larabee was head softball coach from 1998-2001, assistant football in 1997-2000 and coached wrestling from 1999-2000 at Kentlake High School in Kent, Wash. He also taught advanced weight training and speed development. He was named Class 4A softball Coach of the Year in 2001 after Kentlake finished second in the state. His 1998 team was fifth, while the 2000 team placed fourth. He was softball coach and assistant football coach at KHS in 1996 and 1997.

In his six years as a head coach at the prep level, Larabee's teams managed a 145-25 record, with an 88-6 mark in the South Puget Sound League (SPSL), and he was named Seattle-Tacoma All-Area Coach of the Year in 1996 and 1999.

He won six consecutive SPSL North League titles (1996-2001) and his 2001 squad had the highest team grade point average in the state.

Larabee also worked one year as a pitching and outfield coach for the University of Puget Sound baseball team in 1992. Other coaching experience includes participating in the Diamond Basics Softball Clinics in Kent, Wash., from 1994-2001 and working as assistant baseball coach at Kent Meridian High School in 1994-95.

In addition to playing on the U.S. National Men's Fastpitch Team, he also participated in the 1999 Pan American Games National Team Festival. A three-time American Softball Association All-American (1992, 1995, 1997), he played in the U.S. Olympic Sports Festival four times and was named to the ISC All-World Team twice (1990, 1997).

He played baseball at MiraCosta and Green River community colleges, and at Washington State University, where he earned his bachelor's degree in physical education in 1986. He earned his master's in exercise science from WSU in 1988. While working on his master's, he was an assistant baseball coach at WSU, working with the outfielders.

Larabee and his wife Dawn have a daughter, Michaela, and a son, John.



INTRO

THE TEAM

OPPONENTS

HISTORY

RECORDS

U OF A





## THE COACHES

### Sue Carpenter



Sue Carpenter is in her fourth season as an assistant coach of the Razorback softball team. Last season the team finished 29-28 and 7-21 in Southeastern Conference play while making an appearance in its first NCAA Regional final against No. 1 California.

Carpenter's main duties with the Razorbacks include working with infielders, recruiting, scouting and coordinating camps. Prior to Arkansas, she was an assistant under head coach Mike Larabee during the previous three seasons at Wright State where she assumed the same duties.



In 2010, behind the coaching of Carpenter and Larabee, the Razorbacks saw second baseman Courtney Breault become the fourth Razorback in program history to garner All-Freshman honors. The Roseville, Calif., native finished the season with a .313 average against SEC opponents. Breault drove in 20 of her 32 RBI during conference play and boasted a .943 fielding percentage during those games.

Also under the direction of Carpenter, senior Sandra Smith earned a spot on the SEC All-Defensive Team for her excellent play at third base. Smith finished conference play with 54 assists and a perfect fielding percentage in 78 chances.

During her three years at Wright State, the Raiders made two NCAA Tournament appearances and won back-to-back Horizon League Tournament titles in 2007 and 2008. Carpenter's work with the infielders was put on display when Bridget Henry earned the all-tournament Defensive Award at first base during the Raiders' 2008 run to the conference tournament title. She also helped guide Jherica Williams to the program's first Horizon League Player of the Year award, also in 2008. Wright State went on to win 34 games, the second-most in program history, and record a .974 fielding percentage against conference opponents in 2009.

Carpenter began her coaching career as an assistant on the Cedarville College staff from 1987-89. Carpenter then spent five years on the coaching staff at Colville High School in Washington. Following Colville, Carpenter began her career as a head coach at Cedarville High School in Ohio. After coaching for two years at Cedarville, Carpenter then served as the head coach at Cedarville University for seven seasons (2000-06) prior to joining the Wright State staff. She led the Lady Jacket softball program to four appearances in the National Christian College Athletic Association (NCCAA) Tournament and three appearances in the National Association of Intercollegiate Athletics (NAIA) Region IX Tournament. In 2000, Cedarville was the NCCAA Midwest Region champions.

While a student-athlete at Cedarville College, Carpenter was a three-year letterwinner (1984-86) during her collegiate playing career. She was a member of the program's inaugural fast-pitch team in 1985 and was an All-Western Buckeye Collegiate Conference and All-NAIA District 22 shortstop during her final season in 1986.

Carpenter and her husband Kevin have two sons, Nick and Josh.



INTRO

THE TEAM

OPPONENTS

HISTORY

RECORDS

U OF A

## THE COACHES

### Coy Adkins



Coy Adkins is in his second season as an assistant coach at University of Arkansas. In his first season, the Razorbacks recorded an overall record of 29-28 and advanced to an NCAA regional final for the first time in program history.

Adkins' role with the Razorbacks includes working with the pitching staff and assisting head coach Mike Larabee with the hitters. In his first season the team ERA dropped from 4.77 to 3.60. The staff also boasted multiple double-digit winners, Chelsea Cohen, 14, and Kimmy Beasley, 11. This was only the second time since 2004 that a coaching staff has produced multiple 10-game winners.

Offensively the Razorbacks set multiple school records including; on base percentage (.354), home runs per game (1.05) and team OPS (.787).

Adkins' coaching led to numerous accolades for the team. Devon Wallace became the first ever first-team All-SEC performer in school history. She was also named the SEC freshman of the year.

Beasley finished the season being named to the SEC All-freshman team with 11 wins. She tallied wins over No. 1 California, an 8-1 decision over eventual NCAA champion, No. 3 Alabama and a win vs. No. 7 Baylor. Cohen and Beasley combined for a no-hitter on May 2 against Missouri State after Beasley was removed after the first inning because of injury. Cohen came in and finished the first no-hitter at Arkansas since the 2008 season.

Adkins, formerly of the University of Florida, joined the University of Arkansas' softball coaching staff in June 2011.

While at Florida, Adkins worked as first base coach, while also overseeing the outfield positions and assisting on offensive coaching. The 2010 Florida team hit a then-Southeastern Conference-record 109 home runs. The Gators reset the record in 2011, smacking a nation-leading 124 home runs. Adkins assisted the Gators to a berth in the 2010 and 2011 Women's College World Series and an overall record of 105-23 (.820) during his stay. Florida was national runner-up in 2011.

Adkins brings 11 years of softball coaching experience to the Razorbacks, including experience as a state championship-winning head coach on the Florida high school level. He led Wewahitchka High School to the 2008 Class 2A state championship, compiling a 27-2 overall record. As assistant head coach, Adkins helped the squad to the 2007 Class 2A title. In 2008, the squad hit a state-record 43 home runs. In his six year head and assistant coach career at Wewahitchka, the softball team advanced to the state playoffs every year while winning five regional championships. Adkins compiled a 162-34 (.827) overall record at Wewahitchka.

Before Wewahitchka, Adkins served as the head coach for Chipley (Fla.) High School from 2002-03, where he compiled a 47-14-1 (.766) record. The 2003 Chipley team won the first regional championship in school history.

Adkins founded Team North Florida and served as head coach from 2004-09. Team North Florida was an Amateur Softball Association of America (ASA) 16U National Championship participant in 2006 and placed ninth in 2007.

Adkins earned a bachelor's degree in mathematics education from Florida State University in 2001. He began his college career at St. John's River Community College on a basketball scholarship after being named to Florida's high school all-state team in 1995.

Adkins and his wife, Sonya, have two daughters, Kenna and Anniston, and one son, Hayden.





## THE COACHES

### Whitney Cloer



Former Razorback softball standout Whitney Cloer is in her second season as volunteer coach on head coach Mike Larabee's staff, which she joined in August 2011. She was a UA squad member from 2006-09.

Cloer's primary responsibilities include working with Razorback catchers and assisting with hitting and infield play.

A regular at catcher for UA, Cloer started 215 games for the Razorbacks in her career, including every contest of her sophomore (63-of-63) and senior campaigns (56-of-56). Cloer closed her career as an offensive focal point for Arkansas, batting .335 with 54 hits, 37 RBI and 10 home runs as a senior in 2009.

Cloer joined the Razorbacks as an Oklahoma All-State catcher at Bishop McGuinness High School. She was an All-City selection as a senior. Her sophomore season, Cloer led the Fighting Irish to their first state tournament appearance in school history. She was a member of the Oklahoma Jitterbugs club team and was a Jim Thorpe Oklahoman Scholar Athlete recipient.

A native of Edmond, Okla., Cloer graduated from the University of Arkansas in Dec. 2009 with a Bachelor's of Science in kinesiology. She completed her Master's degree last year in exercise science.



INTRO

THE TEAM

OPPONENTS

HISTORY

RECORDS

U OF A

## Graduate Assistant

# Megan Langenfeld



Megan Langenfeld is in her first year with the Arkansas softball staff. She will take over as the graduate assistant with the team.

Before joining the Razorbacks' staff Langenfeld graduated in 2011 from UCLA with a degree in economics. She was a legend at UCLA, helping her team win the 2010 WCWS as she was named the '2010 WCWS Most Outstanding Player'. She finished the series with the second best batting average in series history with .706. She also set a series record with a 1.529 slugging percentage and tied marks with four home runs and eight runs scored, all while going 3-0 in the circle with 17 strikeouts in 24 2/3 innings of work.

Langenfeld, a finalist for the USA Softball National Player of the Year award, set UCLA single-season records in slugging percentage (1.085) and on base percentage (.667) in 2010 and posted the second-best batting average (.527). The Pacific-10 Conference Player of the Year also led the Bruins with 20 home runs, 58 runs batted in, 43 walks and 140 total bases, was second with 50 runs scored and tied for second with 68 hits. In the circle, she was 14-1 with a 1.53 ERA and 76 strikeouts in 114 1/3 innings.

Langenfeld is ranked in the UCLA career Top 10 in nine categories and is the all-time saves leader with 12. Offensively, she is second in on base percentage (.515), walks (121) and hit by pitches (36), third in slugging (.671), fifth in batting average (.385) and runs batted in (170), eighth in home runs (39) and tied for 10th in doubles (42). In the circle, she went 53-9 with a 1.42 ERA, posting 348 strikeouts in 453 1/3 innings. Langenfeld added 34 complete games and 13 shutouts, while her five saves in 2008 stands as a single-season, school record.

The three-time All-American and first-teamer in 2009 and 2010 was also a four-time All-Region and four-time All-Pac-10 honoree. She was named Pac-10 Player of the Week three times, Pac-10 Pitcher of the Week four times and National POW on five occasions (two NFCA, three USA Softball). To go along with all the on-field accolades, she was a three-time Pac-10 All-Academic selection.

The year of 2010 also saw Langenfeld nominated for an ESPY and honored as the Los Angeles Sportswoman of the Year. She spent time during the summer with the U.S. National Team and helped Team USA to a Japan Cup title, earning tournament MVP honors.

After graduating from UCLA in 2011, Langenfeld played professional softball in the Japanese Professional Softball League for the Denso Bright Pegasus until Nov. 2011.

Last summer, she was an assistant coach on a 14-U team which went to the ASA Nationals in Sioux Falls, South Dakota.



# RAZORBACK

20 OPPONENTS 13



TM

JW



## SEC SOFTBALL

SEC Softball will celebrate its 17th year of existence in 2013 and has established itself as one of the leading conferences in the sport.


The Alabama Crimson Tide defeated Oklahoma 5-4 to win the best-of-three series 2-1 and deliver the first national championship in SEC history in 2012. The Tide finished with a 60-8 record last season. The SEC advanced three teams to the Women's College World Series, LSU and Tennessee also made the trip to Oklahoma City, Oklahoma.

The Conference qualified nine teams for the 2012 NCAA Tournament - Alabama, Arkansas, Auburn, Florida, Georgia, Kentucky, LSU, Mississippi State and Tennessee, as the conference made its 15th overall, tenth consecutive Women's College World Series appearance.

Alabama won the 2012 conference title as they posted a 23-5 SEC mark. It was their third consecutive year winning and fourth title in school history.

Devon Wallace earned Freshman of the Year accolades for the conference, the first Razorback to accomplish the feat. Jackie Traina, Alabama, earned SEC Pitcher of the Year honors. Florida's Michelle Moultrie was named SEC Player of the Year. Jennifer Fenton, Alabama and Brittany Mack, LSU were selected as co-Scholar-Athlete of the Year while Coach of the Year honors went to Pat Murphy of Alabama.

- 87 NCAA Regional Appearances
- 29 NCAA Super Regional Appearances
- 23 Women's College World Series Appearances
- 288 NCAA Wins (including Regionals, Super Regionals and WCWS)
- The SEC earned four national seeds in the 2012 NCAA Tournament
- Since 2007, the SEC has had at least one team in the semifinals or the Championship Series, five of the last six years
- 10 different SEC teams have played in the NCAA Softball Championships
- SEC teams have been ranked in the NFCA/USA Today poll since the inception of SEC softball
- For the third consecutive season, the SEC reached 200K mark! More than 228,791 fans attended SEC home softball games in 2012.
- In 2011, the SEC had a record nine national Player of the Week honors by nine different players
- Four SEC teams were ranked in the top 10 in both final polls: 1) Alabama, 6) Tennessee, 7) LSU, 10) Georgia. Five teams overall made the final Top 25 polls.
- The SEC has earned 151 Louisville Slugger/ NFCA All-Americans.
- The SEC had 27 student-athletes named to the 2012 Louisville Slugger/ NFCA All-Region teams. 20 were First-Team 54 were named to Second-Team.
- The SEC had 14 student-athletes named to the 2021 Capital One Academic All-District teams.



INTRO

THE TEAM

OPPONENTS

HISTORY

RECORDS

U OF A



# RAZORBACKS

## 2013



## 2012 RECAP



The University of Arkansas softball team had a record breaking 2012 season, making it to the Regional Finals, receiving honors from the Southeastern Conference and breaking or tying numerous school records. Arkansas finished its season with a 29-28 record and a berth in the NCAA Tournament, the first time since the 2009 season.

The 2012 season brought 12 newcomers to the Razorback softball team including 10 freshmen and two junior college transfers. The youth of the Razorback squad didn't hold them back; the team began the season winning three out of four pre-conference tournaments. The Razorbacks were victorious in the Gettermann Classic, the Arkansas Fastpitch Invitational and the Woo Pig Classic. The team's record stood at 16-2; the best start for the Razorbacks since the 2008 season.


Arkansas opened up conference play with a mid-week doubleheader against Ole Miss at Bogle Park. While Wallace and Jennifer Rambo both recorded home runs, Arkansas dropped both games to the Rebels beginning SEC play 0-2.

The Razorbacks collected its first conference victory when it traveled to South Carolina for their first SEC road trip. Arkansas put five runs on the board in the first game of the series, four being home runs from Wallace, Clarisa Navarro, Chloe Oprzedek and Andrea Sullivan. Those four home runs in a single game tied the single game record, last set in 2010 at Kentucky. Arkansas went on to drop the series 1-2 to the Gamecocks.

Arkansas had a spark in its tough SEC play when the No. 9 Tennessee Volunteers came to town. The Razorbacks made a statement taking down Tennessee 4-1 on March 17. This win over the Volunteers was the first since the 2008 season. Wallace and sophomore Amanda Geile hit their sixth home runs on the season leading the Razorbacks to victory. Cohen recorded the win in the circle, her first over a ranked opponent where she threw all seven innings and striking out six Volunteers.

The Razorbacks showed well against No. 4 Florida in the three-game series. While not taking a win, the Razorbacks proved that they were a solid opponent, nearly taking a game from the Gators. Arkansas went on the road to Baton Rouge, La. where it dropped three close games to No. 24 LSU including a 1-0 loss in the seventh.

The Razorbacks got out of their SEC slump the next weekend when they hosted Mississippi State in a three-game series. Arkansas got back on the right track in the third game, winning with a walk-off grand slam from sophomore catcher Jayme Gee. Not only was this Gee's first grand slam of her career, it was also her first home run. Arkansas won that game 13-2 in five innings with Gee, Sullivan and Geile all hitting home runs.



The home run spree continued when Arkansas traveled to Kentucky for a mid-week doubleheader. Wallace led the game off with back-to-back home runs against Kentucky. Rambo recorded three of her own, one in the first game and two in the second. There were 11 home runs hit between the two teams in two games with Arkansas hitting seven. Arkansas ended up splitting games with the Wildcats dropping the first game 9-7, but answering in the second with a 7-3 victory. Beasley recorded her first SEC win and was named SEC Freshman of the Week.

The Razorbacks returned home for three games against non-conference opponents. The Razorbacks took both games in the doubleheader on April 14 against UT-Martin improving Arkansas overall record to 22-19. Arkansas then hosted UMKC in a mid-week single game matchup where the Razorbacks took care of the Kangaroos in a 2-0 victory. Freshman Maddie Reese hit her first collegiate home run over the left field wall to

INTRO

THE TEAM

OPPONENTS

HISTORY

RECORDS

U OF A

## 2012 RECAP

help the Razorbacks to a victory.

With three SEC series left, Arkansas traveled to Auburn, Ala. in much need of some victories. The Razorbacks battled through a tough first game of the series on April 20 where they dropped a heart-breaker in a walk-off eight inning game. Arkansas did not cave though; they came back on Sunday and took a 5-1 win over the Tigers. Cohen threw all seven innings that game collecting her thirteenth win of the season.



Arkansas showed its tenacity when it hosted No. 3 Alabama. Arkansas dismantled the Crimson Tide in the game on April 28 when the Razorbacks got the 8-1 win. Three Razorbacks hit home runs, Rambo, Navarro and Wallace had two. The victory over Alabama broke a 30 game losing streak that dated back all the way to the 2002 season. Beasley got her second win over a top-ten ranked team and was once again named the SEC Freshman of the Week. Arkansas ended up dropping the series on Sunday, but the Razorbacks made a statement.

Arkansas traveled to Springfield, Mo. for its last mid-week game of the 2012 season to take on Missouri State. Between Beasley and Cohen, the Razorbacks threw a no-hitter, the first one since the 2008 season. Beasley got the start, throwing one inning while Cohen came in and threw the last six.

The Razorbacks traveled to Athens, Ga. for its last series against conference foe No. 11 Georgia. Arkansas needed one win out of the three-game series, giving it a winning record and making it eligible for post season play. The Razorbacks stepped up to the plate and split the doubleheader with the Bulldogs on the first day of play. The Razorbacks took the second game 2-1 with a two-run home run from Wallace. Junior Hope McLemore, who was out for the majority of the season due to injury, returned to the circle and recorded her first win on the season. She threw 5.1 innings striking out two Bulldogs and allowing no walks.

With the one victory at Georgia, Arkansas finished regular season play with an overall record of 27-26, making it eligible for post season play. While the Razorbacks had a 7-21 record in conference play placing them ninth in the SEC; not qualifying them for the SEC Tournament because only the top eight teams make the tournament, Arkansas rested up and left its fate in the hands of the NCAA selection committee.

For the first time since the 2009 season the Razorbacks received an at-large bid to the NCAA Tournament, only the two seniors Mort and Jessica Robison had played in an NCAA Tournament. Arkansas was placed in the Berkeley Regional in Berkeley, Calif. where the host team was the No. 1 overall seed California. Arkansas received the two seed in the regional while Boston University got the three and Iona the four.

Arkansas opened NCAA Tournament play on May 18 against Boston University. The Razorbacks defeated the Terriers 3-2 with McLemore in the circle, recording her second win of the season. The win over Boston University is the fourth in program history, but the first since the 2008 season.

The Razorbacks were set to face No. 1 California on May 19 to determine who would go to the regional final. Arkansas started off strong against the Golden Bears scoring three runs in the first inning off two different pitchers. Navarro and Sierra Bronkey both recorded clutch RBI in the first to give Arkansas the 2-0 lead. After a pitching change, Rambo came to





# RAZORBACKS

## 2013



the plate and blasted a home run over the right field wall silencing the crowd. The Razorbacks went on to hold the Golden Bears to only two runs and took the 3-2 victory over the number one team in the country. Beasley started the game throwing 5.2 innings with Cohen relieving her, finishing out the game. With the victory over Cal, Arkansas was in its first Regional final ever.

Arkansas played Cal in the Regional final the following day, after Cal defeated Boston University to earn its way into the final. Arkansas dropped the first game to the Golden Bears 10-2. Cal came out fired up and put three runs up in the second inning. Arkansas answered with a two-run home run by Wallace, but could not get any more offense going after the home run. With the NCAA Regional being a two-game elimination tournament, Arkansas had to turn right back around and face the tough Golden Bears again to determine who would move on to Super-Regionals. Cal got on the board quick again putting three runs on the board in the first. Arkansas fought through seven innings, but was unable to clinch another victory falling 7-0 to the Bears.

Arkansas ended its 2012 season with an overall record of 29-28 breaking four school records and tying five. Wallace broke three records and tied one herself; (most walks in a single game (4), walks in a single season (53), on-base-percentage for the season (.548) and home runs (15). Arkansas set a new program record in on-base-percentage .355, beating the old record set in 2010 of .353.

With such an outstanding season, Arkansas received many accolades from the conference and NFCA. Devon Wallace was named the SEC Freshman of the Year. She was also named to the All-SEC first team. This is the first time in program history that a player has received either honor. Freshman Kimmy Beasley was also honored by the SEC, being named to the SEC-All Freshman team. Senior Tori Mort collected honors for her work in the community, being named to the SEC Community Service Team.

Wallace and sophomore Clarisa Navarro were honored nationally by the NFCA. Wallace was named to the All-Region first team while Navarro was named to the All-Region second team. With such a young team, the Razorbacks have a bright future ahead.





## 2012 SCHEDULE RECAP

INTRO

THE TEAM

OPPONENTS

HISTORY

RECORDS

U OF A

Date	Opponent	Location	Time (CT)	Results
<i>Baylor Tournament</i>				
Feb. 10	Belt	at Waco, Texas	11:30 a.m.	16-3 (W) 5
Feb. 10	UTA	at Waco, Texas	2:25 p.m.	1-4 (L)
Feb. 11	Iowa	at Waco, Texas	10 a.m.	10-2 (W) 5
Feb. 11	Baylor	at Waco, Texas	12:30 p.m.	5-1 (W)
Feb. 12	Wichita State	at Waco, Texas	11 a.m.	8-0 (W) 5
<i>South Florida Tournament</i>				
Feb. 18	Drake	at Tampa, Fla.	12:00 p.m.	4-1 (W)
Feb. 18	USF	at Tampa, Fla.	7:10 p.m.	6-7 (L)
Feb. 19	Wisconsin	at Tampa, Fla.	9:45 a.m.	5-1 (W)
<i>Arkansas Softball Tournament</i>				
Feb. 24	Northwestern State	FAYETTEVILLE	3 p.m.	10-7 (W)
Feb. 24	Tennessee State	FAYETTEVILLE	5:30 p.m.	7-0 (W)
Feb. 25	Jackson State	FAYETTEVILLE	11:30 a.m.	5-4 (W)
Feb. 25	Northwestern State	FAYETTEVILLE	5 p.m.	6-0 (W)
Feb. 26	Jackson St.	FAYETTEVILLE	12:30 p.m.	4-3 (W) 8
Mar. 2	Drake	FAYETTEVILLE	5 p.m.	5-4 (W)
<i>Woo Pig Classic</i>				
Mar. 3	Butler	FAYETTEVILLE	3 p.m.	3-1 (W)
Mar. 3	Drake	FAYETTEVILLE	5:30 p.m.	8-6 (W)
Mar. 4	IUPUI	FAYETTEVILLE	10:30 a.m.	3-1 (W)
Mar. 4	Butler	FAYETTEVILLE	3:30 p.m.	6-5 (W) 8
Mar. 7	Ole Miss (DH) *	FAYETTEVILLE	3 p.m.	0-13 (L) 5
Mar. 7	Ole Miss *	FAYETTEVILLE	5 p.m.	6-7 (L)
Mar. 9	South Carolina *	at Columbia, S.C.	5 p.m.	5-4 (W) 8
Mar. 10	South Carolina *	at Columbia, S.C.	1 p.m.	2-7 (L)
Mar. 11	South Carolina *	at Columbia, S.C.	12 p.m.	7-8 (L)
Mar. 14	Missouri	FAYETTEVILLE	3 p.m.	0-4 (L)
Mar. 16	Tennessee *	FAYETTEVILLE	7 p.m.	0-8 (L) 5
Mar. 17	Tennessee *	FAYETTEVILLE	1 p.m.	4-1 (W)
Mar. 18	Tennessee *	FAYETTEVILLE	12 p.m.	0-2 (L)
Mar. 23	Florida *	FAYETTEVILLE	7 p.m.	0-6 (L)
Mar. 24	Florida *	FAYETTEVILLE	1 p.m.	2-3 (L)
Mar. 25	Florida *	FAYETTEVILLE	12 p.m.	0-5 (L)
Mar. 28	Tulsa	FAYETTEVILLE	4 p.m.	0-6 (L)
Mar. 30	LSU *	at Baton Rouge, La.	6 p.m.	0-1 (L)
Mar. 31	LSU *	at Baton Rouge, La.	4 p.m.	1-9 (L) 5
Apr. 1	LSU *	at Baton Rouge, La.	1 p.m.	3-2 (L)
Apr. 6	Mississippi State *	FAYETTEVILLE	3 p.m.	1-2 (L)
Apr. 6	Mississippi State *	FAYETTEVILLE	5 p.m.	2-7 (L)
Apr. 7	Mississippi State *	FAYETTEVILLE	12 p.m.	13-2 (W) 5
Apr. 11	Kentucky (DH) *	at Lexington, Ky.	3 p.m.	7-9 (L) 8
Apr. 11	Kentucky *	at Lexington, Ky.	5 p.m.	7-3 (W)
Apr. 14	Tennessee- Martin	FAYETTEVILLE	1 p.m.	6-4 (W)
Apr. 14	Tennessee-Martin	FAYETTEVILLE	3 p.m.	4-2 (W)
Apr. 17	UMKC	FAYETTEVILLE	5 p.m.	2-0 (W)
Apr. 20	Auburn *	at Auburn, Ala.	6 p.m.	2-3 (L) 8
Apr. 21	Auburn *	at Auburn, Ala.	1 p.m.	1-5 (L)
Apr. 22	Auburn *	at Auburn, Ala.	12 p.m.	5-1 (W)
Apr. 25	Tulsa	at Tulsa, Okla.	4 p.m.	9-12 (L)
Apr. 27	Alabama *	FAYETTEVILLE	7 p.m.	6-13 (L)
Apr. 28	Alabama *	FAYETTEVILLE	1 p.m.	8-1 (W)
Apr. 29	Alabama *	FAYETTEVILLE	1 p.m.	1-5 (L)
May 2	Missouri State	at Springfield, Mo.	5 p.m.	4-0 (W)
May 5	Georgia *	at Athens, Ga.	1:30 p.m.	2-3 (L)
May 5	Georgia *	at Athens, Ga.	4 p.m.	2-1 (W)
May 6	Georgia *	at Athens, Ga.	12:30 p.m.	1-7 (L)
<i>NCAA Tournament, Berkeley Regional</i>				
May 18	Boston University	at Berkeley, Calif.	7 p.m.	3-2 (W)
May 19	California 1	at Berkeley, Calif.	5 p.m.	3-2 (W)
<i>NCAA Tournament Berkeley Regional Finals</i>				
May 20	California 2	at Berkeley, Calif.	7 p.m.	2-10 (L) 6
<i>NCAA Tournament Regional Finals</i>				
May 21	California 3	at Berkeley, Calif.	9 p.m.	0-7 (L)





## 2012 OVERALL STATISTICS

Record: 29-28 Home: 16-14 Away: 8-13 Neutral: 5-1 : 7-21

Player	AVG	GP	GS	AB	R	H	2B	3B	HR	RBI	TB	SLG%	BB	HBP	SO	GDP	OB%	SF	SH	SB	ATT	PO	A	E	FLD%
Wallace	.367	57	57	150	39	55	10	0	15	38	110	.733	53	7	24	1	.548	0	0	3	4	35	0	2	.946
Navarro	.337	57	57	184	34	62	11	2	10	30	107	.582	15	3	22	1	.396	0	5	5	9	88	124	14	.938
Geile	.289	41	41	114	17	33	10	2	7	26	68	.596	11	5	25	0	.374	1	3	0	1	33	1	0	1.000
Bronkey	.287	57	56	157	9	45	7	0	2	16	58	.369	12	5	24	1	.354	1	1	0	0	82	64	4	.973
Mort	.228	54	48	123	22	28	3	2	1	9	38	.309	14	4	26	0	.326	0	0	3	3	77	3	5	.941
Oprzedek	.225	55	53	151	19	34	7	1	7	24	64	.424	10	6	33	0	.299	0	1	3	4	53	114	6	.965
Gee	.215	54	52	130	13	28	6	1	2	16	42	.323	19	0	37	1	.313	1	2	1	2	225	20	6	.976
Martindale	.209	47	28	67	20	14	0	1	0	1	16	.239	15	2	17	0	.369	0	2	5	7	12	1	1	.929
Rambo	.204	53	50	137	23	28	10	0	9	26	65	.474	17	2	31	0	.297	2	0	3	4	222	10	8	.967
Pearson	.140	28	18	50	1	7	1	0	0	0	8	.160	3	4	17	0	.246	0	2	0	0	151	4	5	.969
Sullivan	.111	35	25	72	4	8	0	0	4	9	20	.278	9	3	35	0	.238	0	0	0	0	89	3	2	.979
Reese	.054	42	12	37	7	2	0	0	1	2	5	.135	3	1	12	0	.146	0	0	2	6	35	36	5	.934
.....																									
Harrison	.400	8	8	25	4	10	2	0	2	10	18	.720	4	1	1	1	.500	0	0	1	1	17	8	1	.962
Ketcher	.111	13	3	9	2	1	0	0	0	0	1	.111	2	0	3	0	.273	0	1	0	0	5	1	1	.857
Bass	.100	33	1	10	8	1	0	0	0	0	1	.100	2	0	3	0	.250	0	0	0	0	2	0	0	1.000
Robison, J	.000	12	4	13	1	0	0	0	0	1	0	.000	7	0	5	0	.350	0	0	0	0	0	0	0	.000
Cohen	.000	41	28	5	0	0	0	0	0	0	0	.000	0	0	5	0	.000	0	0	0	0	8	59	3	.957
Summerford	.000	16	0	1	3	0	0	0	0	0	0	.000	0	0	0	0	.000	0	0	0	0	0	0	0	.000
Beasley	.000	33	21	0	0	0	0	0	0	0	0	.000	0	0	0	0	.000	0	0	0	0	2	31	0	1.000
Clark, M	.000	1	0	0	0	0	0	0	0	0	0	.000	0	0	0	0	.000	0	0	0	0	0	0	1	.000
McLemore	.000	32	4	0	6	0	0	0	0	0	0	.000	0	0	0	0	.000	0	0	1	2	0	5	0	1.000
Clampitt	.000	13	4	0	0	0	0	0	0	0	0	.000	0	0	0	0	.000	0	0	0	0	0	6	0	1.000
Totals	.248	57	57	1435	232	356	67	9	60	208	621	.433	196	43	320	5	.354	5	17	27	43	1136	490	64	.962
Opponents	.283	57	57	1502	238	425	81	5	36	205	624	.415	132	31	226	4	.351	10	45	66	84	1111	345	46	.969

LOB - Team (356), Opp (348). DPs turned - Team (14), Opp (15). CI - Team (0), Opp (1). IBB - Team (3), Wallace 2, Bronkey 1, Opp (19). Picked off - Mort 1, Reese 1, Summerford 1.

(All games Sorted by Earned run avg)

Player	ERA	W	L	APP	GS	CG	SHO	CBO	SV	IP	H	R	ER	BB	SO	2B	3B	HR	AB	B/Avg	WP	HBP	BK	SFA	SHA
Cohen	3.32	14	15	41	28	17	3	1	2	196.1	216	111	93	62	101	47	4	16	776	.278	4	11	0	5	27
Beasley	3.54	11	10	33	21	8	1	1	1	130.1	142	82	66	42	99	25	1	15	522	.272	13	8	0	3	10
McLemore	4.52	2	1	5	4	2	0	0	0	21.2	31	15	14	7	13	4	0	4	91	.341	0	4	0	1	3
Clampitt	4.94	2	2	13	4	0	0	0	0	28.1	34	27	20	18	13	5	0	1	105	.324	2	8	0	1	5
Summerford	7.00	0	0	2	0	0	0	0	0	2.0	2	3	2	3	0	0	0	0	8	.250	0	0	0	0	0
Totals	3.60	29	28	57	57	27	5	1	3	378.2	425	238	195	132	226	81	5	36	1502	.283	19	31	0	10	45
Opponents	3.89	28	29	57	57	23	9	2	1	370.1	356	232	206	196	320	67	9	60	1435	.248	26	43	3	5	17

PB - Team (5), Gee 5, Opp (8). Pickoffs - Team (0), Opp (2). SBA/ATT - Gee (61-77), Cohen (37-41), Beasley (18-27), Clampitt (8-13), Harrison (4-6), McLemore (2-2), Clark, M (1-1), Summerford (1-1).

INTRO

THE TEAM

OPPONENTS

HISTORY

RECORDS

U OF A



## 2012 SEC STATISTICS

Record: 7-21 Home: 3-11 Away: 4-10

Player	AVG	GP	GS	AB	R	H	2B	3B	HR	RBI	TB	SLG%	BB	HBP	SO	GDP	OB%	SF	SH	SB	ATT	PO	A	E	FLD%
Wallace	.352	28	28	71	19	25	3	0	12	21	64	.901	26	5	14	0	.549	0	0	1	2	24	0	1	.960
Navarro	.319	28	28	91	18	29	3	0	5	10	47	.516	7	0	11	0	.367	0	3	3	6	47	60	8	.930
Geile	.275	19	19	51	6	14	1	1	3	11	26	.510	5	2	14	0	.356	1	0	0	1	13	1	0	1.000
Bronkey	.240	28	27	75	2	18	3	0	0	4	21	.280	4	1	11	1	.284	1	1	0	0	37	26	3	.955
Opzdedek	.214	27	27	84	5	18	5	1	2	9	31	.369	4	2	19	0	.267	0	0	1	1	31	53	4	.955
Rambo	.206	25	22	63	9	13	4	0	6	14	35	.556	5	2	13	0	.282	1	0	1	1	70	4	4	.949
Pearson	.194	15	11	31	1	6	1	0	0	0	7	.226	3	3	13	0	.324	0	0	0	0	91	2	2	.979
Gee	.164	28	28	67	4	11	1	0	2	8	18	.269	13	0	24	1	.300	0	0	0	1	106	7	4	.966
Mort.131	.26	25	61	8	8	0	0	0	0	8	.131	.6	2	18	0	.232	0	0	1	1	30	3	2	.943	
Sullivan	.118	23	17	51	4	6	0	0	4	6	18	.353	7	1	25	0	.237	0	0	0	0	67	1	1	.986
Ketcher	.500	4	1	2	1	1	0	0	0	0	1	.500	1	0	1	0	.667	0	0	0	0	1	1	0	1.000
Reese	.000	19	9	25	1	0	0	0	0	0	0	.000	3	1	9	0	.138	0	0	2	4	23	17	4	.909
Martindale	.000	22	10	23	4	0	0	0	0	0	0	.000	4	1	8	0	.179	0	0	0	1	2	0	0	1.000
Cohen	.000	21	16	5	0	0	0	0	0	0	0	.000	0	0	5	0	.000	0	0	0	0	7	30	1	.974
Bass.000	.14	0	4	1	0	0	0	0	0	0	.000	.1	0	1	0	.200	0	0	0	0	0	0	0	.000	
Summerford	.000	10	0	1	2	0	0	0	0	0	0	.000	0	0	0	0	.000	0	0	0	0	0	0	0	.000
Robison, J	.000	2	0	1	0	0	0	0	0	0	0	.000	1	0	0	0	.500	0	0	0	0	0	0	0	.000
Beasley	.000	19	9	0	0	0	0	0	0	0	0	.000	0	0	0	0	.000	0	0	0	0	2	18	0	1.000
Clampitt	.000	6	1	0	0	0	0	0	0	0	0	.000	0	0	0	0	.000	0	0	0	0	0	4	0	1.000
McLemore	.000	13	2	0	2	0	0	0	0	0	0	.000	0	0	0	0	.000	0	0	0	1	0	2	0	1.000
Totals	.211	28	28	706	87	149	21	2	34	83	276	.391	90	20	186	2	.316	3	4	9	19	551	229	34	.958
Opponents	.305	28	28	757	139	231	45	4	23	123	353	.466	70	20	99	1	.376	7	25	39	45	568	163	12	.984

LOB - Team (168), Opp (189). DPs turned - Team (5), Opp (4). IBB - Team (1), Wallace 1, Opp (12). Picked off - Reese 1.

( games only Sorted by Earned run avg)

Player	ERA	W	L	APP	GS	CG	SHO	CBO	SV	IP	H	R	ER	BB	SO	2B	3B	HR	AB	B/Avg	WP	HBP	BK	SFA	SHA
McLemore	0.00	1	0	2	2	0	0	0	0	7.2	8	1	0	1	2	1	0	0	30	.267	0	0	0	0	1
Summerford	0.00	0	0	1	0	0	0	0	0	1.0	1	0	0	0	0	0	0	0	5	.200	0	0	0	0	0
Beasley	4.10	2	8	19	9	4	0	0	1	70.0	86	54	41	24	45	12	1	12	287	.300	9	8	0	3	8
Cohen	4.24	4	12	21	16	8	0	0	0	95.2	122	68	58	37	48	28	3	11	395	.309	4	8	0	3	15
Clampitt	8.25	0	1	6	1	0	0	0	0	9.1	14	16	11	8	4	4	0	0	40	.350	0	4	0	1	1
Totals	4.19	7	21	28	28	12	0	0	1	183.2	231	139	110	70	99	45	4	23	757	.305	13	20	0	7	25
Opponents	3.07	21	7	28	28	17	6	1	1	189.1	149	87	83	90	186	21	2	34	706	.211	13	20	0	3	4

PB - Team (3), Gee 3, Opp (2). Pickoffs - Team (0), Opp (1). SBA/ATT - Gee (39-45), Cohen (25-26), Beasley (10-15), Clampitt (3-3), McLemore (1-1).

INTRO

THE TEAM

OPPONENTS

HISTORY

RECORDS

U OF A



## INTRO

## THE TEAM

## OPPONENTS

## HISTORY

# RECORDS

## U O F A

U O F A



## 2012 Team Leaders

Opposing bat avg		Wild pitches		Beasley	25	Clampitt	2.18	Clampitt	6.67
Summerford	.250	Beasley	13	Cohen	47	Summerford	1.00	Summerford	10.50
Beasley	.272	Cohen	4	Triples allowed		Strikeouts/game		Earned runs/game	
Cohen	.278	Clampitt	2						
Clampitt	.324	Balks		Summerford	0	Beasley	5.32	Cohen	3.32
McLemore	.341			McLemore	0	McLemore	4.20	Beasley	3.54
				Clampitt	0	Cohen	3.60	McLemore	4.52
Won-loss pct		Hit batters		Beasley	1	Clampitt	3.21	Clampitt	4.94
McLemore	.667	Cohen	11	Cohen	4	Walks allowed/game		Summerford	7.00
Beasley	.524	Clampitt	8	Home runs allowed				Cohen	2.21
Clampitt	.500	Beasley	8			Summerford	0	Beasley	2.26
Cohen	.483	McLemore	4	Clampitt	1	McLemore	2.26		
Summerford	.000	Intentional BB allowed		McLemore	4	Clampitt	4.45		
Wins				Cohen	12	Beasley	15	Summerford	10.50
Cohen	14	Beasley	5	Cohen	16	Doubles allowed/game			
Beasley	11	McLemore	2	B/avg vs leadoff				Summerford	.00
McLemore	2	Runners picked off				Beasley	.341	Clampitt	1.24
Clampitt	2			McLemore	.348	McLemore	1.29		
Losses		Batters SO out looking		Cohen	.357	Beasley	1.34		
Cohen	15	Cohen	42	Summerford	.500	Cohen	1.68		
Beasley	10	Beasley	14	Clampitt	.517	Triples allowed/game			
Clampitt	2	McLemore	8	B/avg w/2 outs				Clampitt	.00
McLemore	1	Clampitt	6			Summerford	.000	McLemore	.00
Saves		Sac bunts allowed		Clampitt	.250	Summerford	.00		
Cohen	2	Cohen	27	Cohen	.279	Beasley	.05		
Beasley	1	Beasley	10	Beasley	.290	Cohen	.14		
Innings pitched		Clampitt	5	McLemore	.364	Homers allowed/game			
		McLemore	3	B/avg w/runners				Summerford	.00
Cohen	196.1	Sac flies allowed				Cohen	.255	Clampitt	.25
Beasley	130.1			Cohen	5	Beasley	.282	Cohen	.57
Clampitt	28.1	Beasley	3	Clampitt	.321	Beasley	.81		
McLemore	21.2	Clampitt	1	McLemore	.333	McLemore	1.29		
Summerford	2.0	McLemore	1	Summerford	.333				
Batters struck out									
Cohen	101	Hits allowed		Fly ball outs		Fly outs/game			
Beasley	99	Summerford	2	Cohen	185	Summerford	14.00		
Clampitt	13	McLemore	31	Beasley	141	McLemore	10.66		
McLemore	13	Clampitt	34	McLemore	33	Clampitt	7.66		
Appearances		Beasley	142	Clampitt	31	Beasley	7.57		
Cohen	41	Cohen	216	Summerford	4	Cohen	6.60		
Beasley	33	Runs allowed		Ground ball outs		Ground outs/game			
Clampitt	13	Summerford	3	Cohen	285	Cohen	10.16		
McLemore	5	McLemore	15	Beasley	136	Clampitt	7.91		
Summerford	2	Clampitt	27	Clampitt	32	Beasley	7.30		
Games started		Beasley	82	McLemore	18	McLemore	5.82		
Cohen	28	Cohen	111	Summerford	1	Summerford	3.50		
Beasley	21	Earned runs allowed		Fly/Ground outs		Batters faced/game			
Clampitt	4	Summerford	2	Summerford	4.00	Summerford	38.50		
McLemore	4	McLemore	14	McLemore	1.83	McLemore	34.25		
Games finished		Clampitt	20	Beasley	1.04	Clampitt	33.85		
Cohen	13	Beasley	66	Clampitt	.97	Beasley	31.42		
Beasley	9	Cohen	93	Cohen	.65	Cohen	31.41		
Clampitt	5	Walks allowed		Ground/Fly outs		Hits allowed/game			
Summerford	2	Summerford	3	Cohen	1.54	Summerford	7.00		
McLemore	1	McLemore	7	Clampitt	1.03	Beasley	7.63		
Games in relief		Clampitt	18	Beasley	.96	Cohen	7.70		
Cohen	13	Beasley	42	McLemore	.55	Clampitt	8.40		
Beasley	12	Cohen	62	Summerford	.25	McLemore	10.02		
Clampitt	9	Doubles allowed		Innings per game		Runs allowed/game			
Summerford	2	Summerford	0	Cohen	4.79	Cohen	3.96		
McLemore	1	McLemore	4	McLemore	4.33	Beasley	4.40		
		Clampitt	5	Beasley	3.95	McLemore	4.85		



# DEVON WALLACE

## 20 SEC FRESHMAN OF THE YEAR 12



>> FIRST TEAM ALL-SEC  
(FIRST RAZORBACK TO ACCOMPLISH SUCH FEAT)

>> FIRST TEAM ALL-REGION NFCA

>> STARTED ALL 57 GAMES

>> .367 AVERAGE

>> UA WALKS RECORD WITH 53

>> 15 HOME RUNS

>> .549 ON BASE PERCENTAGE

>> 7-12 WITH A TWO-RUN HOMER VS. CALIFORNIA  
(2 GAMES) TO CLOSE THE YEAR

>> LED THE TEAM IN ....

>> BATTING AVERAGE (.367)

>> RUNS SCORED (39)

>> TOTAL BASES (110)

>> WALKS (53)

>> SLUGGING (.733)

>> RBI (38)

>> OBP (.548)





## 2013 SCHEDULE

### Red Desert Classic

Feb. 8	Southern Utah	St. George, Utah	12 p.m.
Feb. 8	Colorado State	St. George, Utah	5 p.m.
Feb. 9	Loyola Marymount	St. George, Utah	2:30 p.m.
Feb. 9	Weber State	St. George, Utah	5 p.m.
Feb. 10	Utah	St. George, Utah	11 a.m.

Feb. 13	at Jackson State (DH)	Jackson, Miss.	3 p.m. & 5 p.m.
---------	-----------------------	----------------	-----------------

### 2013 Unconquered Invitational

Feb. 15	Hofstra	Tallahassee, Fla.	9 a.m.
Feb. 15	Florida State	Tallahassee, Fla.	1:30 p.m.
Feb. 16	Tulsa	Tallahassee, Fla.	9 a.m.
Feb. 16	Tournament Play Begins	Tallahassee, Fla.	1:30 p.m.
Feb. 17	Championship Game	Tallahassee, Fla.	10:15 a.m.

### Arkansas Invitational

Feb. 22	St. Louis	FAYETTEVILLE	3 p.m.
Feb. 22	ULM	FAYETTEVILLE	5:30 p.m.
Feb. 23	Murray State	FAYETTEVILLE	12:30 p.m.
Feb. 23	Semi-final	FAYETTEVILLE	5:30 p.m.
Feb. 24	Championship/Third place	FAYETTEVILLE	12:30 p.m.

### Woo Pig Classic

March 1	Wright State	FAYETTEVILLE	3 p.m.
March 1	Northern Iowa	FAYETTEVILLE	5:30 p.m.
March 2	Jacksonville State	FAYETTEVILLE	12:30 p.m.
March 2	Semi-final	FAYETTEVILLE	5:30 p.m.
March 3	Championship/Third place	FAYETTEVILLE	12:30 p.m.

March 8	Utah Valley State	FAYETTEVILLE	6 p.m.
March 9	Utah Valley State	FAYETTEVILLE	2 p.m.
March 10	Utah Valley State	FAYETTEVILLE	12 p.m.
March 12	Stephen F. Austin	FAYETTEVILLE	5 p.m.
March 15	at Texas A&M*	College Station, Texas	7 p.m.
March 16	at Texas A&M*	College Station, Texas	4 p.m.
March 17	at Texas A&M*	College Station, Texas	12 p.m.
March 19	at Savannah State	Savannah, Ga.	5 p.m.
March 20	at Savannah State	Savannah, Ga.	5 p.m.
March 22	at Florida*	Gainesville, Fla.	5 p.m.
March 23	at Florida*	Gainesville, Fla.	2 p.m.
March 24	at Florida*	Gainesville, Fla.	12 p.m.
March 27	UMKC	FAYETTEVILLE	5 p.m.
March 29	GEORGIA*	FAYETTEVILLE	6 p.m.
March 30	GEORGIA*	FAYETTEVILLE	1 p.m. & 3 p.m.
April 2	Mississippi Valley State (DH)	FAYETTEVILLE	3 p.m. & 5 p.m.
April 5	LSU*	FAYETTEVILLE	6 p.m.
April 6	LSU*	FAYETTEVILLE	1 p.m.
April 7	LSU*	FAYETTEVILLE	1 p.m.
April 10	Missouri State	FAYETTEVILLE	5 p.m.
April 12	at Missouri*	Columbia, Mo.	6 p.m.
April 13	at Missouri*	Columbia, Mo.	2 p.m.
April 14	at Missouri*	Columbia, Mo.	12 p.m.
April 19	KENTUCKY*	FAYETTEVILLE	6 p.m.
April 20	KENTUCKY*	FAYETTEVILLE	1 p.m.
April 21	KENTUCKY*	FAYETTEVILLE	1 p.m.
April 26	at Tennessee*	Knoxville, Tenn.	5:30 p.m.
April 27	at Tennessee*	Knoxville, Tenn.	1:30 p.m.
April 28	at Tennessee*	Knoxville, Tenn.	12:30 p.m.
May 3	AUBURN*	FAYETTEVILLE	6 p.m.
May 4	AUBURN*	FAYETTEVILLE	1 p.m.
May 5	AUBURN*	FAYETTEVILLE	1 p.m.
May 8-11	SEC Tournament*	Lexington, Ky.	TBA
May 17-19	NCAA Regionals	Campus Sites TBD	TBA
May 23-26	NCAA Super Regionals	Campus Sites TBD	TBA
May 28-June 5	WCWS	Oklahoma City, Okla.	TBA





## LARABEE'S PREVIEW



### ON THE FALL SEASON

"I love where we are at right now. We have had a great fall and the players have worked really hard. I have seen a lot of improvement in regards to our speed and our power. Our pitchers' velocity has been up. I thought we played a pretty good fall schedule, especially going up against Oklahoma State. I like the way we competed against their number one pitcher, we had three homeruns. "

### ON THE UTAH TOURNAMENT

"I think Utah is a good opening tournament for us. Southern Utah swings the bats really well. Colorado State is usually pretty solid and Utah is in the PAC-12. They have upgraded from last year. They feel great about the new players they brought in this year. Loyola Marymount is always a very strong team. They swing the bats well. Weber State is also very much improved over the past couple of years. I think it is a really good opener for us. We will probably use our entire pitching staff. Right now I see us playing 12 or 13 players in the field. We want to give people an opportunity to play their way into a starting spot. "

### ON UNCONQUERD TOURNAMENT

"In Tallahassee, Florida we will face three great programs. Hofstra just missed the Women's College World Series last year. Florida State is very solid every season. They play in the ACC. Tulsa is always a top 40 type program. They beat us last year from behind. That is going to be a very challenging tournament. We are going to get a good idea of where we stack up, early in the year."

### ON THE ARKANSAS INVITATIONAL & WOO PIG CLASSIC

"I think it is great to be on the road the first two tournaments, to go out and play on the road. But, it will be nice to come home for the next two tournaments. When we are home, it allows us to suit everybody up. It gives everyone an opportunity to play. A lot of the teams that we play in these tournaments are mid-majors. We are going to see their number one pitcher. That is what we want to see."

### ON UTAH VALLEY STATE AND SFA

"From there we go to a Friday, Saturday, Sunday series to get us ready for SEC. That should get us into a rhythm for the season. We will follow that with a tough one game series. Utah Valley State is a program on the rise. They will come out here and provide an SEC routine."

### ON THE START OF SEC PLAY

"From there we go to Texas A&M, they are really good. They have great pitching and a couple of years ago they made it to the super regional final and lost to Arizona State. They very easily could have won that super regional. The Aggies have an outstanding coaching staff that teaches great hitting and defense."



## LARABEE'S PREVIEW

### ON FLORIDA AND

### SAVANNAH STATE

"Another road test will follow with Savannah State and then at Florida. That is going to be really tough; coach Walton does a great job. Year in and year out they are a very good team. They always swing the bats well and have a great pitching staff. Defensively they commit very few errors. I know that for us to go down there and be successful we are going to have to be hitting on all cylinders. We will need to get those timely hits and keep them out of a big inning."



### ON GEORGIA AND LSU

"It will be great to head home and face Georgia and LSU after Florida. Historically, we have done well against Georgia. I know they have quite a few people that graduated but they are excited about their incoming class and transfers. They always swing the bat well and they are always competitive. They play the game the way it should be played, so does LSU. LSU has one of the best pitching staffs in the SEC. They were a little down last season, offensively, but I know they have upgraded. That will be a really exciting series."







## LARABEE'S PREVIEW

### ON THE CLOSING PARTS OF THE SEASON

"We are looking forward to playing all four of those SEC schools to wrap up the regular season schedule. All of those programs are great. Missouri has another great pitching staff this season. They are going to be tough to beat. Kentucky is always well coached. Their staff always has them ready to go. Tennessee has a lot of team speed that always hurts us. Auburn lost three senior pitchers so it will be interesting to see how they do in the circle. Those girls have been pretty tough on us the last three years. I am looking forward to finishing those four series on a high note. I think those last four series will tell our season and I think we can do really well in them. Once again, the SEC is a bloodbath; there are no easy games on our schedule."



### ON THE SEC TOURNAMENT

"We have missed out on the SEC tournament the last couple of years so that is definitely a goal of ours, to get back there. We want to go there and win that thing. Once you get there, you hope that you get on a good roll and you are playing good softball and it carries over into the NCAA tournament."

### ON THE NCAA TOURNAMENT

"Last year it was really neat to get there. We had a young team, but our goal was to get there. Fortunately we made some noise and got into the regional final against California. Our players are hungry. We are at the point right now where we need to get off of that back porch and get on the front porch. I want to get a target on our back. I want us to lose the trademark of being the spoiler."

### ON THE WCWS

"We break our huddle every day saying OKC. We have talked a lot about that prize and in winning a national championship. We have the talent and the work ethic. You have to get some breaks here and there but our players believe that they can get to the big one. It would be an incredible accomplishment, but once you are there you mine as well go win the NCAA Championship."



## OPPONENT INFO

### UTAH TOURNAMENT

#### *Southern Utah*

Feb. 8-10  
St. George, Utah

Record vs. Arkansas ..... First Meeting  
2012 Record ..... 29-25  
Letter Winners Ret./ Lost ..... 8/7  
Location ..... Cedar City, Utah  
Enrollment ..... 8,006  
Colors ..... Scarlet and White  
Conference ..... The Summit League  
Home Park ..... Kathryn Berg Field  
Head Coach ..... Kyle Magnusson  
Softball Contact ..... Kyle Newhouse  
Email ..... kylenewhouse@suu.edu  
Phone ..... 435-586-7758  
Web Site ..... suutbirds.com

#### *Colorado State*

Feb. 8-10  
St. George, Utah

Record vs. Arkansas ..... 2-2  
2012 Record ..... 29-22  
Letter Winners Ret./ Lost ..... 16/2  
Location ..... Fort Collins, Colo.  
Enrollment ..... 26,735  
Colors ..... Green and Gold  
Conference ..... Mountain West Conference  
Home Park ..... Ram Field  
Head Coach ..... Jen Fisher  
Softball Contact ..... Meredith Danner  
Email ..... mdanner@rams.colostate.edu  
Phone ..... 719-660-8694  
Web Site ..... csurams.com

#### *Loyola Marymount*

Feb. 8-10  
St. George, Utah

Record vs. Arkansas ..... 1-4  
2012 Record ..... 32-21  
Letter Winners Ret./ Lost ..... 13/6  
Location ..... Los Angeles, Calif.  
Enrollment ..... 9,352  
Colors ..... Blue and Crimson  
Conference ..... Pacific Coast Softball  
Home Park ..... Smith Field  
Head Coach ..... Gary Ferrin  
Softball Contact ..... Tyler Geivett  
Email ..... Tyler.Geivett@lmu.edu  
Phone ..... 310-338-7638  
Web Site ..... lmulions.com

#### *Utah*

Feb. 8-10  
St. George, Utah

Record vs. Arkansas ..... 3-2  
2012 Record ..... 28-28  
Letter Winners Ret./ Lost ..... 12/4  
Location ..... Salt Lake City, Utah  
Enrollment ..... 31,660  
Colors ..... Crimson and White  
Conference ..... Pac-12  
Home Park ..... Ute Field  
Head Coach ..... Amy Hogue  
Softball Contact ..... Mike DeVine  
Email ..... mdevine@huntsman.utah.edu  
Phone ..... 801-581-8997  
Web Site ..... UtahUtes.com

#### *Jackson State*

Feb. 13  
at Jackson State

Record vs. Arkansas ..... 0-2  
2012 Record ..... 32-27  
Letter Winners Ret./ Lost ..... 11/4  
Location ..... Jackson, Miss.  
Enrollment ..... 8,416  
Colors ..... Blue & White  
Conference ..... SWAC  
Home Park ..... JSU Softball Complex  
Head Coach ..... Rick Fremin  
Softball Contact ..... Wesley Peterson  
Email ..... wesley.peterson@jsums.edu  
Phone ..... 601-979-5899  
Web Site ..... jsutigers.cstv.com

#### *Weber State*

Feb. 8-10  
St. George, Utah

Record vs. Arkansas ..... 0-0  
2012 Record ..... 21-32  
Letter Winners Ret./ Lost ..... 9/7  
Location ..... Ogden, UT  
Enrollment ..... 25,483  
Colors ..... Purple and White  
Conference ..... Pacific Coast  
Home Park ..... Wildcat Softball Field  
Head Coach ..... Tina Johnson  
Softball Contact ..... Justin Johnson  
Email ..... justinjohnson@weber.edu  
Phone ..... 801-626-7414  
Web Site ..... WeberStateSports.com

### 2013 UNCONQUERED TOURNAMENT

#### *Florida State*

Feb. 15-17  
Tallahassee, Fla.

Record vs. Arkansas ..... 1-0  
2012 Record ..... 47-16  
Letter Winners Ret./ Lost ..... 15/3  
Location ..... Tallahassee, Fla.  
Enrollment ..... 40,838  
Colors ..... Garnet and Gold  
Conference ..... ACC  
Home Park ..... JoAnne Graf Field  
Head Coach ..... Lonni Alameda  
Softball Contact ..... Steve Stone  
Phone ..... 850.644.4836  
Web Site ..... seminoles.com

#### *Hofstra*

Feb. 15-17  
Tallahassee, Fla.

Record vs. Arkansas ..... 0-1  
2012 Record ..... 42-15  
Letter Winners Ret./ Lost ..... 12/4  
Location ..... Hempstead, N.Y.  
Enrollment ..... 12,000  
Colors ..... Gold, White and Blue  
Conference ..... Colonial  
Home Park ..... Hofstra Softball Stadium  
Head Coach ..... Bill Edwards  
Softball Contact ..... Brian Bohl  
Email ..... brian.k.bohl@hofstra.edu  
Phone ..... 516-463-6759  
Web Site ..... gohofstra.com

#### *Tulsa*

Feb. 15-17  
Tallahassee, Fla.

Record vs. Arkansas ..... 9-10  
2012 Record ..... 42-14  
Letter Winners Ret./ Lost ..... 12/3  
Location ..... Tulsa, Okla.  
Enrollment ..... 4,165  
Colors ..... Old Gold, Royal Blue, Crimson  
Conference ..... Conference USA  
Home Park ..... Hardesty Sports Complex  
Head Coach ..... John Bargfeld  
Softball Contact ..... Eric Hollier  
Email ..... Eric-Hollier@utulsa.edu  
Phone ..... 918/631-2492  
Web Site ..... TulsaHurricane.com





## OPPONENT INFO

### Louisiana - Monroe

Feb. 22-24

FAYETTEVILLE

Record vs. Arkansas ..... 2-9  
 2012 Record ..... 25-26  
 Letter Winners Ret./ Lost ..... 10/5  
 Location ..... Monroe, La.  
 Enrollment ..... 7,519  
 Colors ..... Maroon and Gold  
 Conference ..... Sun Belt  
 Home Park ..... ULM Softball Complex  
 Head Coach ..... Rosemary Holloway-Hill  
 Softball Contact ..... Patrick Manser  
 Email ..... manserp@warhawks.ulm.edu  
 Phone ..... 318-342-5461  
 Web Site ..... ulmwarhawks.com

### Murray St.

Feb. 22-24

FAYETTEVILLE

Record vs. Arkansas ..... First Meeting  
 2012 Record ..... 34-21  
 Letter Winners Ret./ Lost ..... 14/5  
 Location ..... Murray, Ky.  
 Enrollment ..... 10,558  
 Colors ..... Navy & Gold  
 Conference ..... Ohio Valley  
 Home Park ..... Racers Field  
 Head Coach ..... Kara Amundson  
 Softball Contact ..... Ryan Haage  
 Email ..... rhaage@murraystate.edu  
 Phone ..... 563-260-7484  
 Web Site ..... goracers.com

### St. Louis

Feb. 22-24

FAYETTEVILLE

Record vs. Arkansas ..... 0-1  
 2012 Record ..... 23-33  
 Letter Winners Ret./ Lost ..... 10/6  
 Location ..... St. Louis, Mo.  
 Enrollment ..... 13,785  
 Colors ..... Royal Blue and White  
 Conference ..... Atlantic 10  
 Home Park ..... Biliken Sports Center  
 Head Coach ..... Christy Connoyer  
 Softball Contact ..... Mickey Smith  
 Email ..... msmit145@slu.edu  
 Phone ..... (314) 610-8496  
 Web Site ..... slubillikens.com

### Jacksonville St.

March 1-3

FAYETTEVILLE

Record vs. Arkansas ..... 0-4  
 2012 Record ..... 28-28  
 Letter Winners Ret./ Lost ..... 9/8  
 Location ..... Jacksonville, Ala.  
 Enrollment ..... 9,504  
 Colors ..... Red and White  
 Conference ..... Ohio Valley  
 Home Park ..... University Field  
 Head Coach ..... Jana McGinnis  
 Softball Contact ..... Jana McGinnis  
 Email ..... underwood@jsu.edu  
 Phone ..... (256) 453-0545  
 Web Site ..... jsugamecocksports.com

### WOO PIG CLASSIC Northern Iowa

March 1-3

FAYETTEVILLE

Record vs. Arkansas ..... 3-2  
 2012 Record ..... 38-16  
 Letter Winners Ret./ Lost ..... 6/10  
 Location ..... Cedar Falls, Iowa  
 Enrollment ..... 11,147  
 Colors ..... Purple and Gold  
 Conference ..... Missouri Valley  
 Home Park ..... Robinson-Dresser Complex  
 Head Coach ..... Ryan Jacobs  
 Softball Contact ..... Mary Howell  
 Email ..... mahowell@uni.edu  
 Phone ..... 319-273-3783  
 Web Site ..... UNIPanthers.com

### Wright State

March 1-3

FAYETTEVILLE

Record vs. Arkansas ..... First Meeting  
 2012 Record ..... 23-31  
 Letter Winners Ret./ Lost ..... 12/4  
 Location ..... Dayton, Ohio  
 Enrollment ..... 19,721  
 Colors ..... Green and Gold  
 Conference ..... Horizon League  
 Home Park ..... WSU Softball Field  
 Head Coach ..... Lynn Curylo  
 Softball Contact ..... Matt Zircher  
 Email ..... matt.zircher@wright.edu  
 Phone ..... 937-775-2831  
 Web Site ..... wsuraiders.com

### Utah Valley State

UTAH MARCH 8,9,10

FAYETTEVILLE

Record vs. Arkansas ..... 0-0  
 2012 Record ..... 33-26-1  
 Letter Winners Ret./ Lost ..... 12/3  
 Location ..... Orem, Utah  
 Enrollment ..... 33,395  
 Colors ..... Green and White  
 Conference ..... Pacific Coast Softball  
 Home Park ..... Wolverine Field  
 Head Coach ..... Rachel Hartgrove  
 Softball Contact ..... James Warnick  
 Email ..... James.Warnick@uvu.edu  
 Phone ..... 801-376-0814  
 Web Site ..... WolverineGreen.com

### Stephen F. Austin

March 12

FAYETTEVILLE

Record vs. Arkansas ..... 3-0  
 2012 Record ..... 16-33  
 Letter Winners Ret./ Lost ..... 8/7  
 Location ..... Nacogdoches, Texas  
 Enrollment ..... 12,954  
 Colors ..... Purple and White  
 Conference ..... Southland Conference  
 Home Park ..... SFA Softball Field  
 Head Coach ..... Gay McNutt  
 Softball Contact ..... Kenny Bybee  
 Email ..... bybeeka@sfasu.edu  
 Phone ..... (936) 468-5800  
 Web Site ..... sfajacks.cstv.com

### Texas A&M

March 15-17

College Station, Texas

Record vs. Arkansas ..... 6-0  
 2012 Record ..... 41-18  
 Letter Winners Ret./ Lost ..... 15/4  
 Location ..... College Station, Texas  
 Enrollment ..... 49,129  
 Colors ..... Maroon and White  
 Conference ..... Southeastern Conference  
 Home Park ..... Aggie Softball Complex  
 Head Coach ..... Jo Evans  
 Softball Contact ..... Meredith Collier  
 Email ..... mcollier@athletics.tamu.edu  
 Phone ..... (979) 862-5452  
 Web Site ..... aggieathletics.com

INTRO

THE TEAM

OPPONENTS

HISTORY

RECORDS

U OF A



# ARKANSAS SOFTBALL

## OPPONENT INFO

### *Savannah State*

March 19-20

Savannah, Georgia

Record vs. Arkansas ..... First Meeting  
2012 Record ..... 26-24  
Letter Winners Ret./ Lost ..... 13/8  
Location ..... Savannah, Ga.  
Enrollment ..... 4,080  
Colors ..... Orange and Blue  
Conference ..... MEAC  
Home Park ..... Tiger Softball Field  
Head Coach ..... Jose Gonzalez  
Softball Contact ..... Jose Gonzalez  
Email ..... gonzalez@savannahstate.edu  
Phone ..... 912-358-3450  
Web Site ..... ssuathletics.com

### *Florida*

March 22-24

Gainesville, Fla.

Record vs. Arkansas ..... 35-11  
2012 Record ..... 48-13  
Letter Winners Ret./ Lost ..... 10/6  
Location ..... Gainesville, Fla.  
Enrollment ..... 50,844  
Colors ..... Orange and Blue  
Conference ..... Southeastern Conference  
Home Park ..... Katie Seashole Pressly Stadium  
Head Coach ..... Tim Walton  
Softball Contact ..... Kelly Reynolds  
Email ..... kellyr@gators.ufl.edu  
Phone ..... 352-375-4683  
Web Site ..... gatorzone.com

### *UMKC*

March 27

FAYETTEVILLE

Record vs. Arkansas ..... 1-7  
2012 Record ..... 27-30  
Letter Winners Ret./ Lost ..... 9/10  
Location ..... Kansas City, Mo.  
Enrollment ..... 14,221  
Colors ..... Gold and Blue  
Conference ..... The Summit League  
Home Park ..... Missouri 3&2 Field  
Head Coach ..... Meredith Smith  
Softball Contact ..... Benjamin Bullock  
Email ..... bebv@gmail.umkc.edu  
Phone ..... 816-235-1053  
Web Site ..... umkcangaroos.com

### *Georgia*

March 29-30

FAYETTEVILLE

Record vs. Arkansas ..... 29-14  
2012 Record ..... 45-17  
Letter Winners Ret./ Lost ..... 8/8  
Location ..... Athens, Ga.  
Enrollment ..... 34,677  
Colors ..... Red and Black  
Conference ..... Southeastern  
Home Park ..... Jack Turner Stadium  
Head Coach ..... Lu Harris-Champer  
Softball Contact ..... Jen Galas  
Email ..... jgalas@sports.uga.edu  
Phone ..... 706-542-1621  
Web Site ..... georgiadogs.com

### *Mississippi Valley St.*

April 3

FAYETTEVILLE

Record vs. Arkansas ..... 0-5  
2012 Record ..... 26-24  
Letter Winners Ret./ Lost ..... 10/10  
Location ..... Itta Bena, Miss.  
Enrollment ..... 3,767  
Colors ..... Forest Green and White  
Conference ..... SWAC  
Home Park ..... MVSU Softball Complex  
Head Coach ..... Lee Smith  
Softball Contact ..... Kenneth Mister  
Email ..... kcmister@mvsu.edu  
Phone ..... 662-254-3011  
Web Site ..... mvsusports.com

### *LSU*

April 5-7

FAYETTEVILLE

Record vs. Arkansas ..... 48-8  
2012 Record ..... 40-25  
Letter Winners Ret./ Lost ..... 12/9  
Location ..... Baton Rouge, La.  
Enrollment ..... 28,771  
Colors ..... Purple & Gold  
Conference ..... Southeastern  
Home Park ..... Tiger Park  
Head Coach ..... Beth Torina  
Softball Contact ..... Matt Dunaway  
Email ..... mdunaway@lsu.edu  
Phone ..... 578-1869  
Web Site ..... lsusports.net

### *Missouri St.*

April 10

FAYETTEVILLE

Record vs. Arkansas ..... 18-17  
2012 Record ..... 25-26  
Letter Winners Ret./ Lost ..... 14/2  
Location ..... Springfield, Mo.  
Enrollment ..... 22,866  
Colors ..... Maroon and White  
Conference ..... Missouri Valley  
Home Park ..... Killian Stadium  
Head Coach ..... Holly Hesse  
Softball Contact ..... Tim Bohn  
Email ..... tbohn@missouristate.edu  
Phone ..... (417) 836-4867  
Web Site ..... missouristatebears.com

### *Missouri*

April 12-14

Columbia, Mo.

Record vs. Arkansas ..... 5-2  
2012 Record ..... 47-14  
Letter Winners Ret./ Lost ..... 10/3  
Location ..... Columbia, Mo.  
Enrollment ..... 33,805  
Colors ..... Old Gold and Black  
Conference ..... Southeastern  
Home Park ..... University Field  
Head Coach ..... Ehren Earleywine  
Softball Contact ..... Andrew Grinch  
Email ..... grincha@missouri.edu  
Phone ..... (573) 882-2531  
Web Site ..... mutigers.com

### *Kentucky*

April 19-21

FAYETTEVILLE

Record vs. Arkansas ..... 16-28  
2012 Record ..... 30-30  
Letter Winners Ret./ Lost ..... 12/6  
Location ..... Lexington, Ken.  
Enrollment ..... 28,092  
Colors ..... Blue and White  
Conference ..... Southeastern  
Home Park ..... UK Softball Complex  
Head Coach ..... Rachel Lawson  
Softball Contact ..... Evan Crane  
Email ..... wesley.crane@uky.edu  
Phone ..... (859) 257-3838  
Web Site ..... ukathletics.com





### OPPONENT INFO

#### Tennessee

April 26-28

Knoxville, Tenn.

Record vs. Arkansas ..... 31-12  
 2012 Record ..... 52-14  
 Letter Winners Ret./ Lost ..... 10/3  
 Location ..... Knoxville, Tenn.  
 Enrollment ..... 27, 523  
 Colors ..... Orange and White  
 Conference ..... Southeastern  
 Home Park ..... Sherri Lee Parker Stadium  
 Head Coach ..... Ralph and Karen Weekly  
 Softball Contact ..... Stephen K. Lee  
 Email ..... sklee@tennessee.edu  
 Phone ..... (865) 974-1212  
 Web Site ..... utsports.com

#### Auburn

May 3-5

FAYETTEVILLE

Record vs. Arkansas ..... 30-21  
 2012 Record ..... 33-23  
 Letter Winners Ret./ Lost ..... 11/7  
 Location ..... Auburn, Ala.  
 Enrollment ..... 25,469  
 Colors ..... Burnt Orange and Navy Blue  
 Conference ..... Southeastern  
 Home Park ..... Jane B. Moore Field  
 Head Coach ..... Tina Deese  
 Softball Contact ..... Bob Grant  
 Email ..... grantrs@auburn.edu  
 Phone ..... 334-844-9810  
 Web Site ..... auburntigers.com

## RAZORBACK ROADTRIP



INTRO

THE TEAM

OPPONENTS

HISTORY

RECORDS

U OF A



## THE SEC TOURNAMENT

### SEC Tournament Results

Year	Opponent	Result	Score	Location
1998	LSU	L	2-1	Columbus, Ga.
1998	Tennessee	L	2-1	Columbus, Ga.
1999	South Carolina	W	4-1	Columbus, Ga.
1999	#7 LSU	L	10-0 (5)	Columbus, Ga.
1999	Alabama	W	3-2	Columbus, Ga.
1999	Tennessee	W	3-2 (10)	Columbus, Ga.
1999	Tennessee	W	3-2	Columbus, Ga.
1999	#7 LSU	L	4-3 (10)	Columbus, Ga.
2000	#22 Miss. St.	W	2-1	Columbus, Ga.
2000	#7 LSU	L	2-0	Columbus, Ga.
2000	Florida	W	2-1	Columbus, Ga.
2000	#25 S. Carolina	W	3-1	Columbus, Ga.
2000	#25 S. Carolina	L	2-1	Columbus, Ga.
2001	#7 Alabama	L	2-0	Chattanooga, Tenn.
2001	Kentucky	W	1-0	Chattanooga, Tenn.
2001	Miss. St.	W	7-2	Chattanooga, Tenn.
2001	#22 S. Carolina	L	1-0 (9)	Chattanooga, Tenn.
2002	#18 Alabama	L	2-1	Chattanooga, Tenn.
2002	Miss. St.	L	5-1	Chattanooga, Tenn.
2006	#8 Georgia	L	0-2	Athens, Ga.
2009	#8 Alabama	L	0-6	Knoxville, Tenn.
2010	Alabama	L	0-9 (5)	Fayetteville, Ark.

### 2013 SEC SOFTBALL TOURNAMENT

May 8-11 • UK Softball Complex • Lexington, Ky.



### ALL TIMES EASTERN

The tournament will be seeded 1-10, regardless of division, based on conference winning percentage.  
The bracket is subject to change based on the seed of the host school.

Updated 10/2/12



# HISTORY

## RAZORBACK SOFTBALL



**ARKANSAS RECEIVED ITS FOURTH NCAA  
REGIONAL BID IN SCHOOL HISTORY IN  
2012.**







### Year By Year Results



**GARIE DEVER-BOAZ**

1997-2004

Record: 244-274-1

#### 1997

**16-42 overall** (10-10 Home; 4-16 Away; 2-16 Neutral)  
**12-16 SEC** (8-6 Home; 4-10 Away)

Date	Opponent	W/L	Score
------	----------	-----	-------

*San Diego State Classic - San Diego, Calif.*

2-20	CS-Northridge	L	4-3
2-20	Hawai'i	W	5-4
2-21	San Diego State	L	5-2
2-21	Long Beach State	L	7-3
2-22	Stanford	L	4-3
2-22	CS-Sacramento	L	7-1
2-23	Michigan	L	6-0

*Arkansas Super 8 Round Robin - Fayetteville, Ark.*

3-1	Missouri State	L	4-0
3-1	Creighton	W	2-1
3-1	Oklahoma City	L	9-1
3-2	Creighton	L	1-0(8)
3-2	Missouri State	L	5-2
3-5	at FLORIDA*	L	2-1(9), 3-1

*South Florida Tournament-Tampa, Fla.*

3-7	Michigan State	L	8-0
3-7	Ball State	L	4-2(8)
3-7	Hofstra	W	6-5(8)
3-8	East Carolina	L	3-1(9)
3-8	Florida State	L	4-0
3-14	ALABAMA*	W/L	9-1, 3-2
3-15	ALABAMA*	W/L	2-1 (8), 7-1
3-17	at #2 Fresno State	L	8-0(5), 8-0(5)
3-18	at #19 Pacific	L	2-1, 6-2

*Sacramento St. Tournament-Sacramento, Calif.*

3-20	Wisconsin	L	5-0
3-21	CS-Sacramento	L	3-1
3-21	Kansas	L	3-0
3-21	San Jose State	L	4-3
3-22	Toledo	L	2-1
3-28	MISS. STATE*	L/W	3-2, 4-0
3-29	MISS. STATE*	W	10-4, 2-1
4-5	at AUBURN*	L	7-6(10), 2-1 (8)
4-6	at AUBURN*	L	2-0, 9-0
4-9	Tulsa	L/W	4-3, 9-7
4-13	GEORGIA*	W/L	2-1, 4-3
4-16	at Missouri State	L	6-0, 8-3
4-18	LSU*	L	3-0, 2-1
4-19	LSU*	W/L	2-1 (8), 7-1
4-25	at KENTUCKY*	L/W	4-3, 4-3
4-27	at TENNESSEE*	L	8-0(5), 9-2
5-2	MISSISSIPPI*	W	2-1(8), 2-1
5-3	MISSISSIPPI*	W	5-1, 6-2



#### 1998

**21-38 Overall** (10-9 Home; 8-15 Away; 3-14 Neutral)

**13-17 SEC** (8-6 Home; 5-11 Away)

Date	Opponent	W/L	Score
------	----------	-----	-------

*Northeast La. Invitational-Monroe, La.*

2-20	Northwestern State	L	3-2(11)
2-20	Louisiana Tech	L	5-1
2-21	Oklahoma City	L	3-2
2-21	Nicholls State	W	2-1
2-21	Centenary	W	9-0(6)

*Santa Barbara Invitational-Santa Barbara, Calif.*

2-27	Evansville	L	1-0
2-27	UCSB	L	9-8(13)
2-28	Cal Poly-SLO	L	2-0
3-1	Evansville	L	7-1
3-1	Cal Poly-SLO	L	4-0

*Lady Razorback Inv.-Fayetteville, Ark.*

3-6	DePaul	L	6-2
3-6	Creighton	L	3-2
3-11	Kansas	L/W	4-2, 3-2
3-13	at ALABAMA*	L	7-1, 12-0
3-14	at ALABAMA*	L	7-0, 3-0
3-16	at Jacksonville State	W	12-6, 1-0

*Cal St-Sac Tournament-Sacramento, Calif.*

3-19	#15 California	L	7-0
3-20	#7 Hawai'i	L	3-0
3-20	Kansas	W	9-7
3-20	Pacific	L	5-1
3-21	Missouri State	L	3-0
3-25	at Missouri State	L	1-0, 4-2
3-27	MISS. STATE*	L/W	6-0, 2-1
3-28	MISS. STATE*	L	3-2, 6-2
4-1	at Tulsa	W/L	4-1, 2-1
4-3	AUBURN*	W/L	5-4, 4-2
4-4	AUBURN*	W	5-4, 6-4
4-10	at S. CAROLINA*	L/W	2-1, 5-4
4-12	at GEORGIA*	W	3-0, 2-1
4-14	Oklahoma City	W/L	1-0, 5-3
4-17	at #11 LSU*	L	1-0, 1-0
4-19	at #11 LSU*	L	3-2, 8-0
4-22	FLORIDA*	L/W	2-1, 4-3
4-24	KENTUCKY*	L/W	5-2, 8-0
4-26	TENNESSEE*	W	5-3, 2-0
4-28	at MISSISSIPPI*	W/L	2-1, 4-3
4-29	at MISSISSIPPI*	L/W	1-0, 3-2

*SEC Tournament-Columbus, Ga.*

5-8	LSU	L	2-1
5-8	TENNESSEE	L	2-1

#### 1999

**46-29 Overall** (26-6 Home; 8-11 Away; 12-12 Neutral)

**17-13 SEC** (11-5 Home; 6-8 Away)

Date	Opponent	W/L	Score
------	----------	-----	-------

*UTA Tournament-Arlington, Texas*

2-12	Texas-Arlington	W	2-1
2-12	Tulsa	W	5-0
2-13	Texas A&M	L	2-0
2-13	Texas-San Antonio	L	3-2
2-14	Texas Tech	L	6-5
2-16	Oklahoma City	W	8-7, 7-3(10)

*Hampton Inn Invitational-Fayetteville, Ark.*

2-20	Pittsburg State	W	9-0(5)
2-20	McNeese State	W	2-1
2-21	McNeese State	W	7-2
2-21	Pittsburg State	W	7-1

*Troy Cox Softball Classic-Las Cruces, N.M.*

2-26	#12 Oregon State	L	10-1
2-26	New Mexico State	W	6-2
2-27	Wichita State	W	7-4
2-27	Utah	L	4-2
2-27	Wichita State	W	1-0
2-28	New Mexico State	L	3-2

3-3 Missouri Southern L/W 2-1, 6-0

*Morning News Invitational-Fayetteville, Ark.*

3-6	Oklahoma City	W	4-3
3-6	Centenary	W	9-1
3-7	Centenary	W	8-0
3-7	Oklahoma City	W	3-2

*San Jose State Invitational-San Jose, Calif.*

3-12	Utah State	W	3-0
3-12	#6 Arizona State	L	5-0
3-12	Loyola Marymount	L	5-1
3-13	Colorado State	W	2-0
3-13	Utah	L	6-0
3-13	Texas Tech	W	4-1
3-13	Loyola Marymount	W	4-3
3-13	Purdue	L	11-10
3-16	at Kansas	W/L	5-3, 6-1
3-20	ALABAMA*	W	5-4(8), 4-2
3-21	ALABAMA*	L	6-3, 12-7(19)
3-24	at Missouri State	L	3-0, 3-2
3-26	at FLORIDA*	W/L	4-0, 2-0
4-2	at MISS. STATE*	L	5-2, 4-0
4-3	at MISS. STATE*	L	7-2, 4-2
4-7	Missouri State	W	2-1, 2-1
4-9	at AUBURN*	W	1-0, 2-1
4-10	at AUBURN*	W	4-0, 4-0
4-16	#11 S. CAROLINA*	W	1-0, 1-0
4-18	GEORGIA*	W	3-2, 1-0(8)
4-21	Tulsa	W	3-0, 2-1
4-23	LSU*	L	3-1, 4-0
4-24	LSU*	L/W	9-0, 2-1
4-27	at TENNESSEE*	L	3-0, 9-1
4-28	at KENTUCKY*	W/L	2-0, 4-2
5-7	MISSISSIPPI*	W	4-1, 3-2(8)
5-8	MISSISSIPPI*	W	6-0, 4-2

*SEC Tournament-Columbus, Ga.*

5-13	SOUTH CAROLINA	W	4-1
5-14	#7 LSU	L	10-0(5)
5-15	ALABAMA	W	3-2
5-15	TENNESSEE	W	3-2(10)
5-16	TENNESSEE	W	3-2
5-16	#7 LSU!	L	4-3(10)

! denotes SEC championship game

#### 2000

**44-31 Overall** (19-8 Home; 9-11 Away; 16-12 Neutral)

**19-11 SEC** (10-4 Home; 9-7 Away)

Date	Opponent	W/L	Score
------	----------	-----	-------

*UTA/Isuzu Motors Invitational-Arlington, Texas*

2-11	#5 Southern Miss.	L	7-0
2-11	Stephen F. Austin	L	1-0
2-11	Northwestern State	L	2-1
2-12	Purdue	W	3-2
2-12	AUBURN	W	7-4
2-13	Bethune-Cookman	W	12-3
2-13	Northwestern State	W	5-3
2-13	#8 Oklahoma	L	5-3

*Campbell/Cartier Tournament-San Diego, Calif.*

2-18	#3 Fresno State	L	1-0
2-18	#15 Long Beach St.	L	2-1
2-19	#21 Stanford	L	8-2
2-20	CS-Northridge	W	1-0
2-20	San Diego State	W	2-1
2-23	at #8 Oklahoma	L	3-0, 6-3

*Morning News Invitational-Fayetteville, Ark.*

2-25	Virginia	W	7-1, 5-0
2-26	Notre Dame	W/L	4-2, 2-0
2-27	Missouri	W	6-2, 5-1

*Florida International Tournament-Miami, Fla.*

3-3	Florida A&M	W	8-0
3-3	Pittsburgh	W	2-0
3-4	Ohio State	W	6-1
3-4	Florida A&M	L	5-0
3-5	Eastern Michigan	W	6-1



# RAZORBACKS

## 2013



3-5	Wichita State	W	4-2
3-5	Florida Atlantic	W	7-3
3-8	at Missouri State	L	5-4, 10-2(5)
3-17	at ALABAMA *	L/W	2-1, 11-6
3-18	at ALABAMA *	L	3-0, 8-6
<b>Border War-Tulsa, Okla.</b>			
3-23	Tulsa	L	3-0
3-23	OSU	Rained Out	
3-25	#24 FLORIDA *	W	2-1, 8-7
3-29	Kansas	L/W	4-2(8), 5-2
3-31	#19 MISS. STATE*	W/L	2-1, 1-0
4-1	#19 MISS. STATE *	L	4-3, 4-0
4-4	#2 Oklahoma City	W	2-1(10), 5-0
4-7	AUBURN *	W	2-0, 6-2
4-8	AUBURN *	L/W	3-1, 4-2
4-12	Missouri State	L/W	1-0, 5-0
4-14	at GEORGIA*	W	7-5, 4-0
4-15	at #19 S. CAROLINA*	W	4-0, 4-3(12)
4-21	at #7 LSU*	L	3-1, 7-0
4-22	at #7 LSU*	L	3-1, 9-0
4-28	TENNESSEE *	W	2-1, 5-3
4-30	KENTUCKY *	W	2-1, 2-1
5-3	at MISSISSIPPI*	W	3-0, 2-0
5-4	at MISSISSIPPI*	W	5-0, 7-3(11)
<b>SEC Tournament-Columbus, Ga.</b>			
5-11	#22 MISS. STATE	W	2-1
5-12	#7 LSU	L	2-0
5-13	FLORIDA	W	2-1
5-13	#25 S. CAROLINA	W	3-1
5-14	#25 S. CAROLINA	L	2-1
<b>NCAA Regionals-Norman, Okla.</b>			
5-18	CS-Northridge	W	5-0
5-19	#13 Oregon State	L	4-1
5-20	Northwestern	L	5-0

2-9	Baylor	L	3-1
2-9	Bethune-Cookman	W	3-0
2-10	Illinois-Chicago	W	6-2
2-10	#2 Oklahoma	L	8-1
<b>Mardi Gras Classic-Monroe, La.</b>			
2-17	Drake	W	2-1
2-17	Georgia Tech	W	3-2
2-18	Virginia Tech	W	1-0
2-18	Louisiana-Monroe	L	2-1
2-20	#2 Oklahoma	L	2-0/3-2
<b>Morning News Invitational-Fayetteville, Ark.</b>			
2-23	Maine	W	2-0
2-24	#14 Notre Dame	L	4-3
2-25	#14 Notre Dame	W	2-0
2-25	Texas Tech	L	2-1
2-25	Texas Tech	W	1-0
<b>Golden Panther Invitational-Miami, Fla.</b>			
3-2	Florida Intl.	W	4-1
3-2	Ohio State	L	2-1
3-3	Wichita State	W	5-0
3-3	Florida Atlantic	L	2-1(8)
3-4	Ohio State	W	1-0
3-10	#18 S. CAROLINA*	L	2-1/1-0
3-11	#18 S. CAROLINA*	W	4-0
3-14	at Missouri State	W	5-4, 5-0 (5)
3-17	at #4 ALABAMA*	L	1-0, 4-0
3-18	at #4 ALABAMA*	L	3-0
3-20	at Samford	Rained Out	
3-21	at Georgia Tech	L	4-0
3-22	at Georgia State	W/L	7-0, 3-2
3-24	at AUBURN*	W	6-0, 5-2
3-25	at AUBURN*	W	4-3
3-28	at Kansas	L/W	3-1, 3-0
3-31	FLORIDA*	L	2-1/1-0
4-1	FLORIDA*	W	1-0
4-3	LSU*	L/W	3-0/3-2
4-4	LSU*	L	5-0
4-7	GEORGIA*	L/W	3-1/6-1
4-8	GEORGIA*	W	2-1(8)
<b>Border War-Stillwater, Okla.</b>			
4-11	Oklahoma State	W	3-0
4-11	Tulsa	W	10-1(5)
4-14	at TENNESSEE*	L/W	4-2, 3-0
4-15	at TENNESSEE*	L	4-2
4-18	MISSISSIPPI*	W	2-1(8), 2-0
4-19	MISSISSIPPI*	W	2-0
4-24	Oklahoma City	W	2-0, 2-1
4-28	at MISS. STATE*	L	2-1(8), 1-0
4-29	at MISS. STATE*	L	3-0
5-5	KENTUCKY*	L/W	3-1, 4-0
5-6	KENTUCKY* (FOX)	W	1-0
<b>SEC Tournament -Chattanooga, Tenn.</b>			
5-10	#7 ALABAMA	L	2-0
5-11	KENTUCKY	W	1-0
5-12	MISS. STATE	W	7-2
5-12	#22 S. CAROLINA	L	1-0(9)

### 2002

**39-28-1 Overall** (15-9-1 Home; 14-12 Away; 10-7 Neutral)

**14-16 SEC** (9-6 Home; 5-10 Away)

DATE	OPPONENT	W/L	Score
1-31	at FIU	W	5-3(10)
<b>Bethune-Cookman 3-Way-Daytona Beach, Fla.</b>			
2-3	Bethune-Cookman	W	4-3(8), 2-1
2-3	Central Florida	L/W	6-5, 2-1
<b>Long Beach State Classic-Long Beach, Calif.</b>			
2-8	Loyola Marymount	W	2-1
2-8	Long Beach State	W	2-1(10)
2-9	UC-Riverside	W	4-2
2-9	Loyola Marymount	W	3-0
2-10	Long Beach State	L	2-1(8)
2-10	UC-Riverside	W	4-1

**Aggie Invitational-College Station, Texas**

2-15	Utah	L	3-0
2-15	Texas A&M	L	2-1(9)
2-16	Utah	W	1-0

2-16	Boston College	W	4-0
2-17	Texas A&M	L	2-0
2-23	Oregon	W/L	5-1, 3-0
2-24	Oregon	W	8-5
2-27	at Oklahoma (DH)	Rained Out	
<b>Frost Cutlery Classic-Chattanooga, Tenn.</b>			
3-1	Virginia Tech	W	5-0
3-1	Wisconsin	W	6-0
<b>-Rest of Tournament Cancelled, Weather -</b>			
3-9	at #24 S. CAROLINA*	L/W	4-1, 5-2
3-10	at #24 S. CAROLINA*	L	4-0
3-11	at Coastal Carolina	W	7-1, 2-1
3-16	#17 ALABAMA*	W/L	2-0, 5-4
3-17	#17 ALABAMA*	L	4-1
3-21	at Southern Miss.	W	2-1, 3-2
3-23	AUBURN*	W	6-3, 4-0
3-24	AUBURN*	W	3-2
3-27	Kansas	L	2-1, 3-0
3-30	at FLORIDA*	L	4-1, 2-1
3-31	at FLORIDA*	W	4-1
4-2	#5 LSU*	L	3-0, 4-0
4-3	#5 LSU*	L	5-0
4-6	at #23 GEORGIA*	L	3-2, 4-3
4-7	at #23 GEORGIA*	L	3-1
<b>Border War-Fayetteville, Ark.</b>			
4-10	Oklahoma State	W	3-0
4-10	Tulsa	W	7-1
4-13	TENNESSEE*	W/L	6-0, 8-2
4-14	TENNESSEE*	W	4-0
4-17	at MISSISSIPPI*	W/L	1-0, 3-2
4-18	at MISSISSIPPI*	W	5-2
4-23	Oklahoma City	W	2-1(8), 0-0T
4-24	Missouri State	W	4-0, 4-3(10)
4-27	MISS. STATE*	W	1-0, 7-6
4-28	MISS. STATE*	W	7-0
5-2	at KENTUCKY*	L	6-5(8)
5-3	at KENTUCKY*	L/W	4-0, 7-2
<b>SEC Tournament-Chattanooga, Tenn.</b>			
5-9	#18 ALABAMA	L	2-1
5-10	MISS. STATE	L	5-1
<b>NCAA Regional Tournament-Norman, Okla.</b>			
5-16	#23 Texas A&M	L	6-2
5-17	Army	W	2-0
5-17	#8 Texas	L	6-2

### 2003

**24-36 Overall** (7-12 Home; 8-17 Away; 9-7 Neutral)

**8-22 SEC** (4-11 Home; 4-11 Away)

DATE	OPPONENT	W/L	Score
<b>SWT/CenturyTel Classic-San Marcos, Texas</b>			
1-31	Southwest Texas	L	4-1
1-31	Houston	W	5-4
2-1	Texas Tech	W	6-5
2-1	Texas A&M-CC	L	3-0
2-2	Oregon	W	3-1
<b>UCF/Triple Crown Tournament-St. Augustine, Fla.</b>			
2-7	Evansville	L	2-0
2-7	Jacksonville	L	3-2
2-8	UMKC	W	1-0
2-8	Central Florida	W	6-2
<b>Pepsi/Arizona Invitational-Tucson, Ariz.</b>			
2-14	#6 Washington	L	12-3
2-15	Northwestern	L	8-0
2-15	Minnesota	L	7-4
2-16	#2 Arizona	L	9-1
2-22	Akron	W/W	4-3, 8-4
<b>Desert Classic - St. George, Utah</b>			
2-28	Utah State	W/W	7-0, 9-0
3-2	Georgia Southern	W	13-6
3-3	CS-Northridge	L	7-4
3-3	Georgia Southern	W	3-2
3-8	at #20 ALABAMA*	L/L	7-1, 4-3
3-9	at #20 ALABAMA*	L	5-0
3-12	MISSISSIPPI*	L/W	3-2, 4-1
3-13	MISSISSIPPI*	W	4-2
3-15	at AUBURN*	W	4-1



### 2001

**36-30 Overall** (15-11 Home; 11-13 Away; 10-6 Neutral)

**14-16 SEC** (9-5 Home; 5-10 Away)

Date	Opponent	W/L	Score
2-9	Houston	W	14-10



# ARKANSAS SOFTBALL



3-16	at AUBURN*	L	2-0, 3-2
3-18	at Georgia Tech	L/W	3-2, 3-2
3-22	FLORIDA*	L/W	2-1, 2-1
3-23	FLORIDA*	L	5-1
3-25	#14 S. CAROLINA*	L	5-2, 6-1
3-26	#14 S. CAROLINA*	L	5-1
3-29	#9 GEORGIA*	L	6-1, 11-0
3-30	#9 GEORGIA*	L	4-0
4-1	Southern Miss.	W/L	2-1, 7-6
4-3	at Tennessee Tech	W	2-1, 7-1
4-5	at TENNESSEE*	L	1-0, 9-2
4-6	at TENNESSEE*	L	2-0
4-16	at Kansas	W/L	5-1, 1-0
4-18	at MISS. STATE*	W/L	5-1, 3-2
4-19	at MISS. STATE*	W	4-1
4-22	at #11 LSU*	L/W	10-1, 6-5
4-23	at #11 LSU*	L	8-0
4-26	KENTUCKY*	W/L	2-1, 4-0
4-27	KENTUCKY*	L	7-6
4-29	Missouri State	L	7-0, 5-4

## 2004

**18-40 Overall** (8-20 Home; 6-15 Away; 4-5 Neutral)

**6-24 SEC** (2-13 Home; 4-11 Away)

Date	Opponent	W/L	Score
<i>Florida Tournament-Gainesville, Fla.</i>			
2-6	Chattanooga	L	1-0(9)
2-6	South Florida	L	4-2
2-7	Appalachian	W	1-0
2-7	FLORIDA	L	4-3
2-8	Missouri	L	5-3

*Georgia State Tournament-Atlanta, Ga.*

2-14 *Tournament Cancelled, Weather*

*UNLV Tournament-Las Vegas, Nev.*

2-20	UNLV	W	1-0
2-21	Texas-El Paso	W	5-0
2-21	Butler	W	5-3
2-21	Northern Illinois	W	1-0(8)
2-22	Northwestern State	L	6-1(5)
2-28	Miss. Valley State	W	4-0, 8-4
2-29	Miss. Valley State	W	5-1
3-6	#8 ALABAMA*	L	8-3, 4-2
3-7	#8 ALABAMA*	L	7-1
3-13	AUBURN*	L	1-0 (9)
3-14	AUBURN*	L	9-0 (6), 3-0
3-16	at #15 S. CAROLINA*	L	6-1, 2-1 (8)
3-17	at #15 S. CAROLINA*	L	6-5
3-19	at Jacksonville	W	2-1
3-20	at #17 FLORIDA*	L	3-1, 7-2
3-21	at #17 FLORIDA*	W	5-4 (11)
3-24	Missouri State	W	6-5 (10), 2-0
3-25	Oklahoma City	L	1-0, 5-1
3-27	at #5 GEORGIA*	L	8-0 (6), 5-2
3-28	at #5 GEORGIA*	L	2-1

*Border War-Stillwater, Okla.*

3-31	Tulsa	L	6-0
3-31	Oklahoma State	L	2-1
4-3	#12 TENNESSEE*	L/W	7-3, 6-3
4-4	#12 TENNESSEE*	L	6-0
4-6	#4 LSU*	L	7-0, 8-0
4-7	#4 LSU*	L	10-1(5)
4-9	Marshall	W	1-0(11)
4-10	Marshall	L	3-0
4-13	at MISSISSIPPI*	L	5-4(11)
4-14	at MISSISSIPPI*	L/W	2-0, 1-0(9)
4-17	MISS. STATE*	L	2-0, 8-0(6)
4-18	MISS. STATE*	W	4-2
4-21	Kansas	L	5-4 (10)
4-21	Kansas	L	1-0 (6)
4-24	KENTUCKY*	W/L	1-0(8), 8-5
4-25	KENTUCKY*	W	5-1
4-29	at Wichita State	L	1-0, 3-0



**JAMIE PINKERTON**

**2005-2009**  
**Records 130-179**

## 2005

**19-43 Overall** (11-17 Home; 4-21 Away; 4-5 Neutral)

**4-25 SEC** (3-12 Home; 1-13 Away)

Date	Opponent	W/L	Score
<i>Mustang Roundup-San Luis Obispo, Calif.</i>			
2-4	CS-Sacramento	L	4-0
2-4	Nevada	W	3-4
2-5	Colorado State	W	2-1
2-5	Cal Poly-SLO	L	8-0(6)
2-6	Colorado State	L	6-4

*Las Cruces Hilton Classic-Las Cruces, N.M.*

2-11	Texas-Arlington	W	5-4
2-11	Kansas	L	5-1
2-13	Purdue	W	7-6
2-13	New Mexico State	L	8-3

*Islander Invitational-Corpus Christi, Texas*

2-18	Texas-Arlington	L	3-0
2-18	Texas A&M-CC	L	2-0
2-20	Sam Houston State	L	1-0

*Lady'Back Invitational-Fayetteville, Ark.*

2-26	UMKC	W	7-1
2-26	Louisiana-Monroe	W	6-1
2-27	Louisiana-Monroe	W	8-0 (5)
3-2	at #12 Oklahoma	L	12-0 (5), 8-0 (6)

*Arkansas Invitational-Fayetteville, Ark.*

3-5	Miss. Valley State	W	8-2
3-5	Northwestern State	L	5-2
3-6	Northwestern State	W	2-1
3-6	Miss. Valley State	W	9-1 (6)
3-8	S. CAROLINA*	L	6-1, 3-0
3-9	S. CAROLINA*	L	5-3
3-12	at AUBURN*	L	4-0, 10-1(6)
3-13	at AUBURN*	L	10-2 (5)
3-16	Stephen F. Austin	L	9-5, 7-6
3-19	#16 FLORIDA*	L	2-1(8), 9-0
3-20	#16 FLORIDA*	L	8-0(5)
3-23	Centenary	W	3-1, 6-5
3-25	#13 GEORGIA*	L	1-0, 10-0 (5)
3-26	#13 GEORGIA*	L	10-4

*Border War-Fayetteville, Ark.*

3-29	Oklahoma State	L	4-3
3-29	Tulsa	W	7-2
4-3	at #4 TENNESSEE	L	6-0, 2-1
4-6	LSU*	W/L	5-3, 8-3
4-7	LSU*	L	6-4
4-13	at Missouri State	L/W	5-3, 4-0
4-16	at MISS. STATE*	L	5-4, 1-0
4-17	at MISS. STATE*	L	2-1
4-19	Oklahoma City	L/W	1-0, 7-4
4-23	KENTUCKY*	W	10-2 (6), 4-0
4-24	KENTUCKY*	W	10-2 (5)
4-26	at Kansas	L	7-2, 6-5
5-3	MISSISSIPPI	L	2-1, 4-1
5-4	MISSISSIPPI	L	1-0 (9)
5-6	at #9 ALABAMA*	L	4-0
5-7	at #9 ALABAMA*	L	4-0, 8-1

## 2006

**26-35 Overall** (17-17 Home; 6-12 Away; 3-6 Neutral)

**10-19 SEC** (4-11 Home; 6-8 Away)

Date	Opponent	W/L	Score
<i>Diamond Fun and Sun Classic-Miami, Fla.</i>			
2-10	#10 GEORGIA	L	6-7(9)
2-10	North Carolina	L	0-5
2-11	#24 Iowa	W	1-0
2-11	at FIU	L	3-8
2-12	#24 Iowa	L	1-5

2-12	North Carolina	L	4-8
<i>Centenary College Classic-Shreveport, La.</i>			
2-17	UAB	L	1-9(5)
2-17	at Centenary	L	4-6

*Lady'Back Invitational-Fayetteville, Ark.*

2-24	Drake	W	1-0(8)
2-24	Penn State	L	2-3(10)
2-25	North Dakota State	W	3-0
2-26	UMKC	W	3-0
2-26	Missouri State	W	3-2

*Country Inn and Suites Arkansas Invitational-Fayetteville, Ark.*

3-3	Jacksonville State	W/W	2-1(11), 6-2
3-4	Northwestern State	W/W	7-0, 3-1(8)
3-5	Centenary	W/W	3-0, 1-0
3-11	at #12 GEORGIA*	L/L	1-6, 3-6
3-12	at #12 GEORGIA*	W	1-0
3-16	Oklahoma City	L/W	6-7, 7-0(1)
3-18	#22 MISS. STATE*	L/L	0-5, 2-5
3-19	#22 MISS. STATE*	W	4-2
3-21	at MISSISSIPPI*	L/W	1-2, 4-3
3-22	at MISSISSIPPI*	W	9-0(5)
3-25	at FLORIDA*	L/W	8-9, 5-1
3-26	at FLORIDA*	L	2-3(10)

*Border War-Tulsa, Okla.*

3-29	Oklahoma State	L	1-8
3-29	at Tulsa	L	4-7
4-1	#5 TENNESSEE*	L/L	0-5, 1-8
4-2	#5 TENNESSEE*	L	0-6
4-5	Kansas	L/L	1-2, 0-1
4-9	at SOUTH CAROLINA*	L/L	0-3, 0-1
4-11	Missouri State	W/W	5-1, 1-0
4-14	at KENTUCKY*	L	0-8(6)
4-15	at KENTUCKY*	W/W	2-1, 2-0
4-19	ULM (Sherwood)	W/W	3-2, 4-3
4-22	#18 AUBURN*	L/W	4-5, 2-0
4-23	#18 AUBURN*	L	1-2
4-25	#11 LSU*	W	3-2
4-26	#11 LSU*	L/W	3-4, 3-2(9)
5-1	#23 Oklahoma	L/L	4-5, 0-5
5-5	#4 ALABAMA*	L/L	2-7, 0-7
5-6	#4 ALABAMA*	L	2-9

*SEC Tournament-Athens, Ga.*

5-11	at #8 Georgia	L	0-2
------	---------------	---	-----

## 2007

**21-43 Overall** (9-19 Home; 6-19 Away; 6-5 Neutral)

**6-22 SEC** (3-11 Home; 3-11 Away)

Date	Opponent	W/L	Score
<i>USF-Best Western Tournament - Tampa, Fla.</i>			
2-9	Virginia	L	1-2
2-9	#22 South Florida	W	6-5
2-10	Western Kentucky	L	0-1
2-10	#22 South Florida	L	1-2
2-11	Virginia	L	1-4

*Texas A&M Aggie Classic - College Station, Texas*

2-16	Texas-San Antonio	W	8-0
2-16	#3 Texas A&M	L	1-4
2-17	Texas-San Antonio	W	7-0
2-17	#3 Texas A&M	L	0-11 (5)
2-18	Rutgers	W	8-6

*Clarion Inn-Lady'Back Inv.-Fayetteville, Ark.*

2-23	UMKC	W	7-0
2-23	Wichita State	L	1-3
2-24	Missouri	L	3-6
2-24	Colorado State	L	1-6
2-25	Missouri	L	11-12
2-28	at #6 Oklahoma	L/L	0-14(5), 2-10(5)

*Holiday Inn Express-Ark. Inv. - Fayetteville, Ark.*

3-2	Louisiana-Monroe	W	1-0
3-2	Northern Iowa	L	0-3
3-3	Northern Iowa	W	9-1(6)
3-3	Louisiana-Monroe	L	1-4
3-4	Northern Iowa	W	6-5
3-4	Louisiana-Monroe	W	8-5
3-6	North Texas	W	7-3
3-10	SOUTH CAROLINA*	L/W	0-1, 7-0



# RAZORBACKS

## 2013



3-11	SOUTH CAROLINA*	L	1-4
3-14	Western Illinois	L/L	1-3, 1-2
<i>Big Red Tournament - Lincoln, Neb.</i>			
3-16	Nebraska	L	2-6
3-16	North Dakota State	L	0-10 (5)
3-17	Nebraska	L	0-5
3-17	North Dakota State	W	2-1
3-18	North Dakota State	L	5-6
3-18	Nebraska	W	5-4
3-21	at #2 Alabama*	L/L	0-9 (5), 2-5
3-24	at #1 Tennessee*	L/L	0-4, 0-1
3-25	at #1 Tennessee*	L	0-5
3-27	AUBURN*	L/L	1-3, 1-2

### Border War - Stillwater, Okla.

3-29	Oklahoma St/Tulsa	Rained Out	
3-31	KENTUCKY*	W/W	14-8, 5-2
4-1	KENTUCKY*	W	2-0
4-3	at Kansas	L/W	2-4, 6-1
4-6	at #23 Florida*	L/L	0-4, 0-5
4-7	at #23 Florida*	W	1-0
4-11	Alcorn State	Rained Out	
4-14	at Mississippi*	W/L	7-0, 0-1
4-15	at Mississippi*	L	4-7
4-18	La. Tech (Sherwood)	W/W	1-0, 5-4
4-21	#6 LSU*	L/L	0-5, 0-7
4-22	#6 LSU*	L	1-3
4-25	at Wichita State	Cancelled	
4-28	GEORGIA*	L/L	0-5, 2-7
4-29	GEORGIA*	L	3-5
5-4	at Mississippi State*	L/W	1-3, 11-8
5-5	at Mississippi State*	L	0-8 (5)

## 2008

**37-29 Overall** (16-12 Home; 6-13 Away; 15-4 Neutral)  
**8-20 SEC** (4-10 Home; 4-10 Away)

Date	Opponent	W/L	Score
<i>Century Bank Classic - Texarkana, Ark.</i>			
2-8	UAB	W	6-5 (8)
2-8	UAB	L	2-4
2-9	Oklahoma State	W	4-3
2-9	Oklahoma State	W	3-2 (9)
2-10	Centenary	W	13-1 (6)
2-10	Centenary	W	9-1 (5)
<i>Metrodome Classic - Minneapolis, Minn.</i>			
2-15	Tennessee Tech	W	2-1
2-15	North Iowa	L	0-3
2-15	Drake	W	5-4
2-16	Western Illinois	W	4-3
2-17	Iowa	W	5-3
2-17	Minnesota	W	2-1
2-21	Northern Colorado	W	6-0
<i>Clarion Inn-Arkansas Invitational - Fayetteville</i>			
2-22	North Colorado	W	12-2 (5)
2-23	Alcorn State	W	7-4
2-24	Creighton	W	7-2
2-24	Saint Louis	W	18-3 (5)
<i>Wilson/DeMarini Invitational - Tempe, Ariz.</i>			
2-29	San Jose State	W	9-2
2-29	FIU	W	13-4 (5)
3-1	Creighton	W	10-1
3-1	#2 Arizona State	L	5-6 (8)
3-2	Drake	L	0-10 (5)
3-8	at South Carolina*	L/W	4-5, 3-2
3-9	at South Carolina*	L	0-4
3-12	Indiana State	W/W	12-2 (5), 4-1
3-14	#4 Florida*	L/L	0-1, 1-3
3-15	#4 Florida*	L	2-7
3-18	at Auburn*	L/L	6-9, 3-5
3-21	#8 Tennessee*	W/L	5-2, 2-11
3-22	#8 Tennessee*	L	2-4
<i>Border War - Fayetteville, Ark.</i>			
3-26	Oklahoma State	W	4-0
3-26	Tulsa	L	1-2
3-29	at #15 Georgia*	L/L	1-3, 1-13
3-30	at #15 Georgia*	L	1-3
4-2	Louisiana-Monroe	W/W	3-0, 6-0
4-4	Texas A&M-CC	W	11-2 (5)

4-5	Texas A&M-CC	W/W	8-1, 5-1
4-7	#11 Oklahoma	W/L	3-2, 2-3 (8)
4-10	Kansas	Cancelled	
4-12	at KENTUCKY*	W/W	6-5 (9), 3-0
4-13	at KENTUCKY*	W	14-1 (5)
4-17	#1 ALABAMA*	L/L	0-4, 0-3
4-19	MISSISSIPPI*	W/L	3-2, 0-8 (5)
4-20	MISSISSIPPI*	L	1-6
4-26	#15 LSU*	L/L	0-4, 6-8 (8)
4-27	#15 LSU*	L	0-4
4-29	at Missouri State	L/W	2-5, 9-1 (5)
5-3	#23 MISSISSIPPI ST.*	W/L	3-1, 1-9
5-4	#23 MISSISSIPPI ST.*	W	7-6

### NCAA Regional - Norman, Okla.

5-16	Tulsa	W	7-5
5-17	#7 Oklahoma	L	5-6 (11)
5-17	Oregon	L	0-3

## 2009

**27-29 Overall** (10-8 Home; 8-14 Away; 9-7 Neutral)

**10-16 SEC** (6-5 Home; 4-11 Away)

Date	Opponent	W/L	Score
<i>Southern Miss Invitational - Hattiesburg, Miss.</i>			
2-6	at Southern Miss	W	5-3
2-7	Western Kentucky	W	7-4
2-7	at Southern Miss	L	7-9
2-8	Samford	W	6-2
<i>Metrodome Classic - Minneapolis, Minn.</i>			
2-13	Drake	L	5-6
2-14	at Minnesota	W	3-2
2-14	Western Illinois	W	5-3
2-15	Northern Iowa	L	0-7
2-15	Wisconsin-Green Bay	W	8-0
<i>FAU/FIU Strikeout Cancer Tourn - Boca Raton, Fla.</i>			
2-20	FIU	L	1-10
2-20	at Florida Atlantic	L	1-2
2-21	Missouri	L	0-8
2-21	at Florida Atlantic	L	0-8
2-22	Fordham	W	7-3
<i>Holiday Inn-NWA Razorback Invnt. - Fayetteville</i>			
2-27	Bradley	W	10-5
2-27	Ball State	W	1-0
<i>Oklahoma State Mizuno Classic - Stillwater, Okla.</i>			
3-6	Drake	W	6-3
3-7	Cleveland State	W	3-1
3-7	Northern Colorado	L	2-6
3-8	Oklahoma State	L	6-7
3-11	SOUTH CAROLINA*	W	4-0
3-11	SOUTH CAROLINA*	W	7-0
3-17	at MISSISSIPPI STATE*	W	8-3
3-17	at MISSISSIPPI STATE*	W	5-1
3-18	at MISSISSIPPI STATE*	W	3-2
3-21	KENTUCKY*	L	4-11
3-21	KENTUCKY*	W	8-5
3-22	KENTUCKY*	W	4-3
3-25	#9 TENNESSEE*	L	0-9
3-28	at OLE MISS*	L	4-5
3-28	at OLE MISS*	L	2-3
3-29	at OLE MISS*	W	6-0
<i>Border War - Tulsa, Okla.</i>			
4-1	vs. Oklahoma State	W	8-0
4-1	at Tulsa	W	9-5
4-4	AUBURN*	L	3-4
4-4	AUBURN*	W	4-2
4-5	AUBURN*	L	4-5
4-8	at #13 Oklahoma	W	11-9
4-10	LSU*	W	8-7
4-10	LSU*	L	4-10
4-11	LSU*	L	4-7
4-15	Centenary	W	6-2
4-18	at #6 ALABAMA*	L	1-9
4-18	at #6 ALABAMA*	L	1-7
4-19	at #6 ALABAMA*	L	0-9
4-22	Missouri State	L	1-2
4-25	at #1 FLORIDA*	L	0-11
4-25	at #1 FLORIDA*	L	0-11
4-26	at #1 FLORIDA*	L	0-6

4-29	UMKC	W	7-1
4-29	UMKC	W	16-1
5-3	#9 GEORGIA*	L	0-8
5-3	#9 GEORGIA*	L	2-8
<i>SEC Tournament - Knoxville, Tenn.</i>			
5-7	#5 ALABAMA	L	0-6
<i>NCAA Regional - Norman, Okla.</i>			
5-15	Tulsa	L	0-6
5-16	at Oklahoma	L	2-21

**MIKE LARABEE**

**2010-Present**  
**Record: 70-96**

## 2010

**28-29 Overall** (12-13 Home; 7-11 Away; 9-5 Neutral)

**10-18 SEC** (5-9 Home; 5-9 Away)

Date	Opponent	W/L	Score
<i>Metrodome Classic - Minneapolis, Minn.</i>			
2-12	Western Illinois	L	4-5
2-12	Iowa	W	2-1
2-13	Drake	L	1-2
2-13	Minnesota	L	1-4
2-14	Iowa State	W	2-1
<i>North Texas Invitational - Denton, Texas</i>			
2-19	North Texas	L	2-10
2-19	Sam Houston State	W	12-1
2-20	Missouri State	W	6-5
2-20	Buffalo	W	6-0
<i>NFCA Lead-Off Classic</i>			
2-26	Nebraska	W	2-0
2-26	Central Florida	W	6-0
2-27	#8 Georgia Tech	L	2-11 (5)
2-27	Iowa	W	3-2
2-28	Illinois	L	4-7
<i>Razorback Invitational - Fayetteville, Ark.</i>			
3-5	Eastern Illinois	W	9-1
3-5	#19 La.-Lafayette	L	2-5
3-6	Iowa State	L	1-2
3-6	Drake	W	5-0
3-7	Southern Mississippi	W	2-1
<i>Arkansas Invitational - Fayetteville, Ark.</i>			
3-13	Louisiana Tech	W	5-2
3-13	SE Missouri State	W	4-2
3-14	SIU-Edwardsville	W	9-3



# ARKANSAS

## SOFTBALL



INTRO

THE TEAM

OPPONENTS

HISTORY

RECORDS

U OF A

3-14	Louisiana Tech	W	5-3 (9)
3-17	at SOUTH CAROLINA*	W	8-5
3-17	at SOUTH CAROLINA*	W	3-2
3-20	at KENTUCKY*	L	0-5
3-20	at KENTUCKY*	L	2-4
3-21	at KENTUCKY*	W	9-8
3-24	#9 Oklahoma	L	1-6
3-27	MISSISSIPPI STATE*	W	7-2
3-27	MISSISSIPPI STATE*	W	11-6
3-28	MISSISSIPPI STATE*	W	18-13
3-31	at Tulsa	L	2-13 (5)
3-31	at Tulsa	W	3-1
4-2	at #8 GEORGIA*	W	3-2 (8)
4-2	at #8 GEORGIA*	W	10-5
4-3	at #8 GEORGIA*	L	0-4
4-10	#4 FLORIDA*	L	5-9
4-10	#4 FLORIDA*	L	3-12 (5)
4-11	#4 FLORIDA*	L	1-6
4-14	#16 TENNESSEE*	L	1-3
4-14	#16 TENNESSEE*	L	3-5
4-17	at #15 LSU*	L	4-2
4-17	at #15 LSU*	L	3-2 (10)
4-18	at #15 LSU*	L	3-2
4-21	vs. Memphis	W	6-1
4-24	#5 ALABAMA*	L	1-6
4-24	#5 ALABAMA*	L	8-16 (6)
4-25	#5 ALABAMA*	L	6-8
4-28	Missouri State	W	11-3
5-1	OLE MISS*	W	5-0
5-1	OLE MISS*	W	9-0 (5)
5-2	OLE MISS*	L	6-10
5-8	at AUBURN*	L	3-4
5-8	at AUBURN*	L	2-3
5-9	at AUBURN*	L	1-2
<i>SEC Tournament - Fayetteville, Ark.</i>			
5-13	Alabama	L	0-9 (5)

### 2011

**13-39 Overall** (12-13 Home; 7-11 Away; 9-12 Neutral)  
**3-23 SEC** (5-9 Home; 5-9 Away)

Date	Opponent	W/L	Score
<i>25th Annual Louisiana Classics - Lafayette, La.</i>			
2-11	Prairie View	W	16-0
2-11	Sam Houston	W	6-5 (9)
2-12	#17 Louisiana-Lafayette	L	1-14
2-12	Sam Houston	L	6-9 (8)
2-13	Rhode Island	W	8-0
<i>Louisville Slugger Desert Classic - Las Vegas, N.V.</i>			
2-18	#1 UCLA	W	4-3
2-18	UNLV	L	2-3
2-19	#14 Oregon	L	7-8 (8)
2-19	LBSU	L	0-11
2-20	Utah	W	8-4 (8)
<i>Holiday Inn Emerald Beach Islanders Classic - Corpus Christi, Texas</i>			
2-24	Rutgers	L	3-4 (9)
2-25	Texas Southern	W	14-4
2-25	Texas A&M-Corpus Christi	L	4-5
2-26	Rutgers	W	5-2
2-26	Texas A&M-Corpus Christi	L	0-4
<i>USF Under Armour Invitational - Tampa, Fla.</i>			
3-4	Ball State	L	2-3
3-4	South Florida	L	0-2
3-5	East Tennessee State	W	4-2
3-5	#5 Michigan	L	0-8 (5)
3-6	Loyola Marymount	W	5-2 (8)
3-9	at #18/14 Missouri	L	0-12 (5)
3-11	#24 AUBURN*	L	1-5
3-12	#24 AUBURN*	L	1-9 (6)
3-13	#24 AUBURN*	L	0-2
3-16	#24/21 KENTUCKY*	L	0-4
3-16	#24/21 KENTUCKY*	L	2-7 (11)
3-18	at MISS. STATE*	L	0-3
3-19	at MISS. STATE*	L	0-2
3-20	at MISS. STATE* (FSN)	L	5-6
3-23	at OLE MISS* (CST)	L	3-4
3-23	at OLE MISS* (CST)	W	7-6

3-25	at #1 ALABAMA*	L	1-10 (5)
3-26	at #1 ALABAMA*	L	3-12 (5)
3-27	at #1 ALABAMA*	L	0-9 (5)
<i>Border War - Stillwater, Okla.</i>			
3-30	Tulsa	Cancelled	
3-30	#19/18 Oklahoma State	L	0-1 (8)
4-1	LSU*	L	0-8
4-2	LSU* (CST)	L	1-10
4-3	LSU*	L	0-1
4-6	Missouri State	L	1-2
4-8	at #10/11 FLORIDA*	L	0-4
4-9	at #10/11 FLORIDA*	L	1-8
4-10	at #10/11 FLORIDA*	L	0-8 (5)
4-15	SOUTH CAROLINA* <i>Postponed</i>		
4-16	SOUTH CAROLINA* (FSN)	L	3-7
4-16	SOUTH CAROLINA*	W	2-1 (9)
4-17	SOUTH CAROLINA*	L	4-5
4-19	vs. Memphis	L	2-14 (6)
4-23	#3/4 GEORGIA*	W	2-1
4-23	#3/4 GEORGIA*	Rained Out	
4-24	#3/4 GEORGIA*	Rained Out	
4-26	ULM	W	1-0 (8)
4-26	ULM	Cancelled	
4-29	at #6/5 TENNESSEE*	L	1-11
4-30	at #6/5 TENNESSEE*	L	0-8 (5)
5-1	at #6/5 TENNESSEE*	L	1-9 (5)
5-5	UMKC	L	1-2

### 2012

**29-28 Overall** (16-14 Home; 8-13 Away; 5-1 Neutral)  
**7-21 SEC** (3-11 Home; 4-10 Away)

Date	Opponent	W/L	Score
9-15	Northeastern Okla. A&M	W	4-2
9-21	Evangel University	W	7-1
9-24	Tulsa	L	0-4
9-28	Eastern Okla. St.	W	17-3
10-1	Oklahoma State	W	7-4
10-1	Oklahoma State	L	0-8
10-2	Northeastern Okla.	W	9-2
10-5	Butler Community College	W	19-6
<i>Baylor Tournament - Waco, Texas</i>			
2-10	Belmont	W	16-3 (5)
2-10	UTA	L	1-4
2-11	Iowa	W	10-2 (5)
2-11	Baylor	W	5-1
2-12	Wichita St.	W	8-0 (5)
<i>South Florida Tournament - Tampa, Fla.</i>			
2-17	Georgia Southern	Cancelled	
2-18	Drake	W	4-1
2-18	USF	L	6-7
2-19	Wisconsin	W	5-1
<i>Arkansas Softball Tournament - Fayetteville, Ark.</i>			
2-24	Northwestern St.	W	10-7
2-24	Tennessee St.	W	7-0
2-25	Jackson St.	W	5-4
2-25	Northwestern St.	W	6-0
2-26	Jackson St.	W	4-3 (8)
3-2	Drake	W	5-4
<i>Woo Pig Classic - Fayetteville, Ark.</i>			
3-3	Butler	W	3-1
3-3	Drake	W	8-6
3-4	IUPUI	W	3-1
3-4	Butler	W	6-5 (8)
3-7	Ole Miss	L	0-13 (5)
3-7	Ole Miss	L	6-7
3-9	at South Carolina	W	5-4 (8)
3-10	at South Carolina	L	2-7
3-11	at South Carolina	L	7-8
3-14	Missouri	L	0-4
3-16	Tennessee	L	0-8
3-17	Tennessee	W	4-1
3-18	Tennessee	L	0-2
3-22	Murray St. (DH)	Rained Out	
3-23	Florida	L	0-6
3-24	Florida	L	2-3
3-25	Florida	L	0-5

3-28	Tulsa	L	0-6
3-30	at LSU	L	0-1
3-31	at LSU	L	0-9 (5)
4-1	at LSU	L	2-3
4-6	Miss. St.	L	1-2
4-6	Miss. St.	L	2-7
4-7	Miss. St.	W	13-2 (5)
4-11	at Kentucky	L	7-9 (8)
4-11	at Kentucky	W	7-3
4-14	Tennessee - Martin	W	6-4
4-14	Tennessee - Martin	W	4-2
4-17	UMKC	W	2-0
4-20	at Auburn	L	2-3 (8)
4-21	at Auburn	L	1-5
4-22	at Auburn	W	5-1
4-25	at Tulsa	L	9-12
4-27	Alabama	L	6-13
4-28	Alabama	W	8-1
4-29	Alabama	L	1-5
5-2	at Missouri St.	W	4-0
5-5	at Georgia	L	2-3
5-5	at Georgia	W	2-1
5-6	at Georgia	L	1-7
<i>NCAA Tournament Berkely Regional</i>			
5-18	Boston University	W	3-2
5-19	California	W	3-2
5-20	California	L	2-10 (6)
5-21	California	L	0-7





# RAZORBACKS

## 2013



### SERIES RECORDS

SCHOOL	W	L	PCT.	LAST
Akron	2	0	1.000	2003
<b>ALABAMA</b>	<b>8</b>	<b>47</b>	<b>.145</b>	<b>2012</b>
Alcorn State	1	0	1.000	2008
Appalachian	1	0	1.000	2004
Arizona	0	1	.000	2003
Arizona State	0	2	.000	2008
<b>AUBURN</b>	<b>20</b>	<b>28</b>	<b>.417</b>	<b>2011</b>
Ball State	1	2	.333	2011
Baylor	0	1	.000	2001
Bethune-Cookman	4	0	1.000	2002
Boston College	1	0	1.000	2002
Bradley	1	0	1.000	2009
Buffalo	1	0	1.000	2010
Butler	1	0	1.000	2004
California	0	1	.000	1998
Cal Poly-SLO	0	3	.000	2005
UC-Santa Barbara	0	1	.000	1998
CS-Northridge	2	2	.500	2003
CS-Sacramento	0	3	.000	2005
UC-Riverside	2	0	1.000	2002
Centenary	10	1	.909	2009
Central Florida	3	1	.750	2010
Cleveland State	1	0	1.000	2009
Coastal Carolina	2	0	1.000	2002
Colorado State	2	2	.500	2007
Creighton	3	2	.600	2008
DePaul	0	1	.000	1998
Drake	5	3	.625	2010
East Carolina	0	1	.000	1997
East Tennessee State	1	0	1.000	2011
Eastern Illinois	1	0	1.000	2010
Eastern Michigan	1	0	1.000	2000
Evansville	0	3	.000	2003
<b>FLORIDA</b>	<b>11</b>	<b>35</b>	<b>.256</b>	<b>2011</b>
Florida A&M	1	0	1.000	2000
Florida Atlantic	1	4	.200	2009
Florida International	3	2	.600	2009
Florida State	0	1	.000	1997
Fresno State	0	3	.000	2000
Fordham	1	0	1.000	2009
<b>GEORGIA</b>	<b>14</b>	<b>29</b>	<b>.325</b>	<b>2011</b>
Georgia Southern	2	0	1.000	2003
Georgia State	1	1	.500	2001
Georgia Tech	2	3	.400	2010
Hawai'i	1	1	.500	1998
Hofstra	1	0	1.000	1997
Houston	2	0	1.000	2003
Illinois	0	1	.000	2010
Illinois-Chicago	1	0	1.000	2001
Indiana State	2	0	1.000	2008
Iowa	4	1	.800	2010
Iowa State	1	1	.500	2010
Jacksonville	1	1	.500	2004
Jacksonville State	4	0	1.000	2006
Kansas	7	16	.304	2007
<b>KENTUCKY</b>	<b>27</b>	<b>16</b>	<b>.634</b>	<b>2011</b>
Long Beach State	1	4	.200	2011
Louisiana-Lafayette	0	2	.000	2011
ULM	9	2	.818	2011
Louisiana Tech	4	1	.800	2010
Loyola Marymount	4	1	.800	2011
<b>LSU</b>	<b>8</b>	<b>48</b>	<b>.151</b>	<b>2011</b>
McNeese State	2	0	1.000	1999
Maine	1	0	1.000	2001
Marshall	1	1	.500	2004
Memphis	1	1	.500	2011
Michigan	0	2	.000	2011
Michigan State	0	1	.000	1997
Minnesota	2	2	.500	2010
<b>OLE MISS</b>	<b>30</b>	<b>20</b>	<b>.625</b>	<b>2011</b>
<b>MISSISSIPPI STATE</b>	<b>24</b>	<b>31</b>	<b>.442</b>	<b>2011</b>
Miss. Valley State	5	0	1.000	2005
<b>MISSOURI</b>	<b>2</b>	<b>6</b>	<b>.286</b>	<b>2011</b>
UMKC	6	1	.857	2011
Missouri Southern	1	1	.500	1999

SCHOOL	W	L	PCT.	LAST
Missouri State	16	18	.471	2011
Nebraska	2	2	.500	2010
Nevada	1	0	1.000	2005
New Mexico State	1	2	.333	2005
Nicholls State	1	0	1.000	1998
North Carolina	0	2	.000	2006
North Dakota State	2	2	.500	2007
North Texas	1	1	.500	2010
Northern Colorado	2	1	.667	2009
Northern Illinois	1	0	1.000	2004
Northern Iowa	2	3	.400	2009
Northwestern	0	2	.000	2003
Northwestern State	4	6	.400	2006
Notre Dame	2	2	.500	2001
Ohio State	2	1	.333	2001
Oklahoma	2	16	.111	2010
Oklahoma City	12	7	.600	2006
Oklahoma State	6	5	.545	2011
Oregon	3	3	.500	2011
Oregon State	0	2	.000	2000
Pacific	0	3	.000	1998
Penn State	0	1	.000	2006
Pittsburgh	1	0	1.000	2000
Pittsburg State	2	0	1.000	1999
Prairie View A&M	1	0	1.000	2011
Purdue	2	1	.667	2005
Rhode Island	1	0	1.000	2011
Rutgers	2	1	.667	2011
Saint Louis	1	0	1.000	2008
Samford	1	0	1.000	2009
Sam Houston State	2	2	.500	2011
San Diego State	1	1	.500	2000
San Jose State	1	1	.500	2008
<b>SOUTH CAROLINA</b>	<b>16</b>	<b>27</b>	<b>.375</b>	<b>2011</b>
South Florida	1	3	.250	2011
Southern Illinois-Edwardsville	0	1	.000	2010
Southern Mississippi	5	3	.625	2010
Southwest Texas	0	1	.000	2003
Stanford	0	2	.000	2000
Stephen F. Austin	0	3	.000	2005
<b>TENNESSEE</b>	<b>12</b>	<b>31</b>	<b>.275</b>	<b>2011</b>
Tenn.-Chattanooga	0	1	.000	2004
Tennessee Tech	3	0	1.000	2008
Texas	0	1	.000	2002
Texas-Arlington	2	1	.667	2005
Texas-El Paso	1	0	1.000	2004
Texas-San Antonio	2	1	.667	2007
<b>TEXAS A&amp;M</b>	<b>0</b>	<b>6</b>	<b>.000</b>	<b>2007</b>
Texas A&M-CC	3	4	.429	2011
Texas Southern	1	0	1.000	2011
Texas Tech	3	2	.600	2003
Tulsa	10	9	.526	2010
Toledo	0	1	.000	1997
UAB	1	2	.333	2008
UCLA	1	0	1.000	2011
UNLV	1	1	.500	2011
US Military Acad.	1	0	1.000	2002
Utah	2	3	.400	2011
Utah State	3	0	1.000	2003
Virginia	2	2	.500	2007
Virginia Tech	2	0	1.000	2002
Washington	0	1	.000	2003
Western Illinois	2	3	.400	2010
Western Kentucky	1	1	.500	2009
Wichita State	4	3	.571	2007
Wisconsin	1	1	.500	2002
Wisconsin-Green Bay	1	0	1.000	2009
<b>TOTAL</b>	<b>415</b>	<b>521</b>	<b>.443</b>	

\*Tied Oklahoma City in 2002  
SEC Opponents in **BOLD**

### SCHOOL-BY-SCHOOL

<b>Akron (2-0)</b>		
2-22-03	W, 4-3	Fayetteville
2-22-03	W, 8-4	Fayetteville
<b>ALABAMA* (8-47)</b>		
3-14-97	W, 9-1	Fayetteville
3-14-97	L, 3-2	Fayetteville
3-15-97	W, 2-1	Fayetteville
3-15-97	L, 7-1	Fayetteville
3-13-98	L, 7-1	Tuscaloosa
3-13-98	L, 12-0	Tuscaloosa
3-14-98	L, 6-0	Tuscaloosa
3-14-98	L, 8-3	Tuscaloosa
3-20-99	W, 5-4	Fayetteville
3-20-99	W, 4-2	Fayetteville
3-21-99	L, 6-3	Fayetteville
3-21-99	L, 12-7 (19)	Fayetteville
5-15-99	W, 3-2	Columbus, Ga.
3-17-00	L, 2-1	Tuscaloosa (13)
3-17-00	W, 11-6	Tuscaloosa (13)
3-18-00	L, 3-0	Tuscaloosa (13)
3-18-00	L, 8-6	Tuscaloosa (13)
3-17-01	L, 1-0	Tuscaloosa (4)
3-17-01	L, 4-0	Tuscaloosa (4)
3-18-01	L, 3-0	Tuscaloosa, (4)
5-10-01	L, 2-0	Chattanooga, Tenn. (7)
3-16-02	W, 2-0	Fayetteville (17)
3-16-02	L, 5-4	Fayetteville (17)
3-17-02	L, 5-1	Fayetteville (17)
5-9-02	L, 2-1	Chattanooga, Tenn. (18)
3-8-03	L, 7-1	Tuscaloosa (20)
3-8-03	L, 4-3	Tuscaloosa (20)
3-9-03	L, 5-0	Tuscaloosa (20)
3-6-04	L, 8-3	Fayetteville (8)
3-6-04	L, 4-2	Fayetteville (8)
3-7-04	L, 7-1	Fayetteville (8)
5-6-05	L, 4-0	Tuscaloosa (9)
5-7-05	L, 4-0	Tuscaloosa (9)
5-7-05	L, 8-1	Tuscaloosa (9)
5-5-06	L, 7-2	Fayetteville (4)
5-5-06	L, 7-0	Fayetteville (4)
5-6-06	L, 9-2	Fayetteville (4)
3-21-07	L, 9-0 (5)	Tuscaloosa (2)
3-21-07	L, 5-2	Tuscaloosa (2)
4-17-08	L, 4-0	Fayetteville (11)
4-17-08	L, 3-0 (6)	Fayetteville (11)
4-18-09	L, 9-1	Tuscaloosa (6)
4-18-09	L, 7-1	Tuscaloosa (6)
4-19-09	L, 9-0	Tuscaloosa (6)
4-24-10	L, 6-1	Fayetteville
4-24-10	L, 16-8 (6)	Fayetteville
4-25-10	L, 8-6	Fayetteville
5-13-10	L, 9-0 (5)	Fayetteville
3-25-11	L, 10-1 (5)	Tuscaloosa (1)
3-26-11	L, 12-3 (5)	Tuscaloosa (1)
3-27-11	L, 9-0 (5)	Tuscaloosa (1)
4-27-12	L, 6-13	Fayetteville
4-28-12	W, 8-1	Fayetteville
4-29-12	L, 1-5	Fayetteville
<b>Alcorn State (1-0)</b>		
2-23-08	W, 7-4	Fayetteville
<b>Appalachian (1-0)</b>		
2-7-04	W, 1-0	Gainesville, Fla.
<b>Arizona (0-1)</b>		
2-16-03	L, 9-1	Tucson (2)
<b>Arizona State (0-2)</b>		
3-12-99	L, 5-0	San Diego, Calif.
3-1-08	L, 5-6 (8)	Tempe, Ariz.
<b>AUBURN (21-30)</b>		
4-5-97	L, 7-6	Auburn
4-5-97	L, 2-1	Auburn
4-6-97	L, 2-0	Auburn
4-6-97	L, 9-0	Auburn
4-3-98	W, 5-4	Fayetteville
4-3-98	L, 4-2	Fayetteville
4-4-98	W, 5-4	Fayetteville
4-4-98	W, 6-4	Fayetteville
4-9-99	W, 1-0	Auburn



# ARKANSAS SOFTBALL

INTRO

THE TEAM

OPPONENTS

HISTORY

RECORDS

U OF A



4-9-99	W, 3-1	Auburn
4-10-99	W, 4-0	Auburn
4-10-99	W, 4-0	Auburn
2-12-00	W, 7-4	Arlington, Texas
4-7-00	W, 2-0	Fayetteville
4-7-00	W, 6-2	Fayetteville
4-8-00	L, 3-1	Fayetteville
4-8-00	W, 4-2	Fayetteville
3-34-01	W, 6-0	Auburn
3-24-01	W, 5-2	Auburn
3-25-01	W, 4-3	Auburn
3-23-02	W, 6-2	Fayetteville
3-23-02	W, 4-0	Fayetteville
3-24-02	W, 3-2	Fayetteville
3-15-03	W, 4-1	Auburn
3-16-03	L, 2-0	Auburn
3-16-03	L, 3-2	Auburn
3-13-04	L, 1-0 (9)	Fayetteville
3-14-04	L, 9-0 (6)	Fayetteville
3-14-04	L, 3-0	Fayetteville
3-12-05	L, 4-0	Auburn
3-12-05	L, 10-1 (6)	Auburn
3-13-05	L, 10-2 (5)	Auburn
4-22-06	L, 5-4	Fayetteville (18)
4-22-06	W, 2-0	Fayetteville (18)
4-23-06	L, 2-1	Fayetteville (18)
3-27-07	L, 5-0	Fayetteville
3-27-07	L, 3-2	Fayetteville
3-18-08	L, 9-6	Auburn
3-18-08	L, 5-3	Auburn
4-4-09	L, 4-3	Fayetteville
4-4-09	W, 4-2	Fayetteville
4-5-09	L, 5-4	Fayetteville
5-8-10	L, 4-3	Auburn
5-8-10	L, 3-2 (8)	Auburn
5-9-10	L, 2-1	Auburn
3-11-11	L, 5-1	Fayetteville (24)
3-12-11	L, 9-1 (6)	Fayetteville (24)
3-13-11	L, 2-0	Fayetteville (24)
4-20-12	L, 2-3	Auburn, Ala.
4-21-12	L, 1-5	Auburn, Ala.
4-22-12	W, 5-1	Auburn, Ala.
<b>Ball State (1-2)</b>		
3-7-97	L, 4-2	Tampa, Fla.
2-27-09	W, 1-0	Fayetteville
3-4-11	L, 3-2	Tampa, Fla.
<b>Baylor (1-1)</b>		
2-9-01	L, 3-1	Arlington, Texas
2-11-12	W, 5-1	Waco, Texas
<b>Belmont (1-0)</b>		
2-10-12	W, 16-3	Waco, Texas
<b>Bethune-Cookman (4-0)</b>		
2-13-00	W, 12-3	Arlington, Texas
2-9-01	W, 3-0	Arlington, Texas
2-2-02	W, 4-3	Daytona Beach, Fla.
2-3-02	W, 2-1	Daytona Beach, Fla.
<b>Bradley (1-0)</b>		
2-27-09	W, 10-5	Fayetteville
<b>Boston College (1-0)</b>		
2-16-02	W, 4-0	College Station, Texas
<b>Boston University (1-0)</b>		
5-18-12	W, 3-2	Berkeley, Calif.
<b>Buffalo (1-0)</b>		
2-20-10	W, 6-0	Denton, Texas
<b>Butler (3-0)</b>		
2-21-04	W, 5-3	Las Vegas, Nev.
3-3-12	W, 3-1	Fayetteville
3-4-12	W, 6-5	Fayetteville
<b>Butler Community College (1-0)</b>		
10-5-11	W, 19-6	Fayetteville
<b>California (1-3)</b>		
3-19-98	L, 7-0	Sacramento, Calif.
5-19-12	W, 3-2	Berkeley, Calif.
5-20-12	L, 2-10	Berkeley, Calif.
5-21-12	L, 0-7	Berkeley, Calif.
<b>Cal Poly-SLO (0-3)</b>		
2-28-98	L, 2-0	Santa Barbara, Calif.
3-1-98	L, 4-0	Santa Barbara, Calif.
2-5-05	L, 8-0 (6)	San Luis Obispo

<b>UC-Santa Barbara (0-1)</b>		
2-27-98	L, 9-8	Santa Barbara
<b>CS-Northridge (2-2)</b>		
2-20-97	L, 4-3	San Diego, Calif.
2-19-00	W, 1-0	San Diego, Calif.
5-18-00	W, 5-0	Norman, Okla.
3-3-03	L, 7-4	St. George, Utah
<b>CS-Sacramento (0-3)</b>		
2-22-97	L, 7-1	San Diego, Calif.
3-21-97	L, 3-1	Sacramento, Calif.
2-4-05	L, 4-0	San Luis Obispo, Calif.
<b>UC-Riverside (2-0)</b>		
2-9-02	W, 4-2	Long Beach, Calif.
2-10-02	W, 4-1	Long Beach, Calif.
<b>Centenary (10-1)</b>		
2-21-98	W, 9-0	Monroe, La.
3-6-99	W, 9-1	Fayetteville
3-7-99	W, 8-0	Fayetteville
3-23-05	W, 3-1	Shreveport
3-23-05	W, 6-5	Shreveport
2-17-06	L, 6-4	Shreveport
3-5-06	W, 3-0	Fayetteville
3-5-06	W, 1-0	Fayetteville
2-10-08	W, 13-1 (6)	Texarkana, Ark.
2-10-08	W, 9-1 (5)	Texarkana, Ark.
4-15-09	W, 6-2	Sherwood, Ark.
<b>Central Florida (3-1)</b>		
2-2-02	L, 6-5	Daytona Beach, Fla.
2-3-02	W, 2-1	Daytona Beach, Fla.
2-8-03	W, 6-2	St. Augustine, Fla.
2-26-10	W, 6-0	Columbus, Ga.
<b>Coastal Carolina (2-0)</b>		
3-11-02	W, 7-1	Myrtle Beach, SC
3-11-02	W, 2-1	Myrtle Beach, SC
<b>Colorado State (2-2)</b>		
3-13-99	W, 2-0	San Diego, Calif.
2-5-05	W, 2-1	San Luis Obispo, Calif.
2-6-06	L, 6-4	San Luis Obispo, Calif.
2-24-07	L, 6-1	Fayetteville
<b>Creighton (3-2)</b>		
3-1-97	W, 2-1	Fayetteville
3-2-97	L, 1-0	Fayetteville
3-6-98	L, 3-2	Fayetteville
2-24-08	W, 7-2	Fayetteville
3-1-08	W, 10-1	Tempe, Ariz.
<b>DePaul (0-1)</b>		
3-6-98	L, 6-2	Fayetteville
<b>Drake (7-3)</b>		
2-17-01	W, 2-1	Monroe, La.
2-24-06	W, 1-0 (8)	Fayetteville
2-15-08	W, 5-4 (8)	Minneapolis, Minn.
3-2-08	L, 10-0 (5)	Tempe, Ariz.
2-13-09	L, 6-5	Minneapolis, Minn.
3-6-09	W, 6-3	Stillwater, Okla.
2-13-10	L, 2-1	Minneapolis, Minn.
2-21-10	W, 3-2	Columbus, Ga.
3-2-12	W, 5-4	Fayetteville
3-3-12	W, 8-6	Fayetteville
<b>East Carolina (0-1)</b>		
3-8-97	L, 3-1	Tampa, Fla.
<b>East Tennessee State (1-0)</b>		
3-5-11	W, 4-2	Tampa, Fla.
<b>Eastern Michigan (1-0)</b>		
3-5-00	W, 6-1	Miami, Fla.
<b>Eastern Illinois (1-0)</b>		
3-5-10	W, 9-1 (6)	Fayetteville
<b>Eastern Oklahoma State College (1-0)</b>		
9-28-11	W, 17-3	Fayetteville
<b>Evangel University (1-0)</b>		
9-21-11	W, 7-1	Fayetteville
<b>Evansville (0-3)</b>		
2-27-98	L, 1-0	Santa Barbara, Calif.
3-1-98	L, 7-1	Santa Barbara, Calif.
2-7-03	L, 2-0	St. Augustine, Fla.
<b>FLORIDA* (11-35)</b>		
3-5-97	L, 2-1	Gainesville
3-5-97	L, 3-1	Gainesville

4-22-98	L, 2-1	Fayetteville
4-22-98	W, 4-3	Fayetteville
3-26-99	W, 4-0	Gainesville
3-26-99	L, 2-0	Gainesville
3-25-00	W, 2-1	Fayetteville (24)
3-25-00	W, 8-7	Fayetteville (24)
5-13-00	W, 2-1	Columbus, Ga.
3-31-01	L, 2-1	Fayetteville
3-31-01	L, 1-0	Fayetteville
4-1-01	W, 1-0	Fayetteville
3-30-02	L, 4-1	Gainesville
3-30-02	L, 2-1	Gainesville
3-31-02	W, 4-1	Gainesville
3-22-03	L, 2-1	Fayetteville
3-22-03	W, 2-1	Fayetteville
3-23-03	L, 5-1	Fayetteville
2-7-04	L, 4-3	Gainesville
3-20-04	L, 3-1	Gainesville
3-20-04	L, 7-2	Gainesville
3-21-04	W, 5-4 (11)	Gainesville
3-19-05	L, 2-1 (8)	Fayetteville (16)
3-19-05	L, 9-0	Fayetteville (16)
3-20-05	L, 8-0 (5)	Fayetteville (16)
3-25-06	L, 9-8	Gainesville
3-25-06	W, 5-1	Gainesville
3-26-06	L, 3-2 (10)	Gainesville
4-6-07	L, 4-0	Gainesville (23)
4-6-07	L, 5-0	Gainesville (23)
4-7-07	W, 1-0	Gainesville (23)
3-14-08	L, 1-0	Fayetteville (4)
3-14-08	L, 3-1	Fayetteville (4)
3-15-08	L, 7-2	Fayetteville (4)
4-25-09	L, 11-0	Gainesville (1)
4-25-09	L, 11-0	Gainesville (1)
4-26-09	L, 6-0	Gainesville (1)
4-10-10	L, 9-5	Fayetteville (4)
4-10-10	L, 12-2 (5)	Fayetteville (4)
4-11-10	L, 6-1	Fayetteville (4)
4-8-11	L, 4-0	Gainesville (10/11)
4-9-11	L, 8-1	Gainesville (10/11)
4-10-11	L, 8-0 (5)	Gainesville (10/11)
3-23-12	L, 0-6	Fayetteville
3-24-12	L, 2-3	Fayetteville
3-25-12	L, 0-5	Fayetteville





# RAZORBACKS

## 2013



<b>Florida A&amp;M (1-0)</b>		
3-3-00	W, 8-0	Miami, Fla.
<b>Florida Atlantic (1-2)</b>		
3-4-00	L, 5-0	Miami, Fla.
4-5-00	W, 7-3	Miami, Fla.
3-3-01	L, 2-1	Miami, Fla.
<b>Florida International (3-1)</b>		
3-2-01	W, 4-1	Miami, Fla.
1-31-02	W, 5-4	Miami, Fla.
2-11-06	L, 8-3	Miami, Fla.
2-29-08	W, 13-4	Tempe, Ariz.
<b>Florida State (0-1)</b>		
3-8-97	L, 4-0	Tampa, Fla.
<b>Fresno State (0-3)</b>		
3-17-97	L, 8-0	Fresno, Calif. (2)
3-17-97	L, 8-0	Fresno, Calif. (2)
3-18-00	L, 1-0	San Diego, Calif. (3)
<b>Fordham (1-0)</b>		
2-22-09	W, 7-3	Boca Raton, Fla.
<b>GEORGIA* (14-29)</b>		
4-13-97	W, 2-1	Fayetteville
4-13-97	L, 4-3	Fayetteville
4-12-98	W, 3-1	Athens
4-12-98	W, 2-1	Athens
4-18-99	W, 3-2	Fayetteville
4-18-99	W, 1-0	Fayetteville
4-14-00	W, 7-4	Athens
4-14-00	W, 4-0	Athens
4-7-01	L, 3-1	Fayetteville
4-7-01	W, 6-1	Fayetteville
4-8-01	W, 3-2	Fayetteville
4-6-02	L, 4-3	Athens (23)
4-6-02	L, 3-2	Athens (23)
4-7-02	L, 3-1	Athens (23)
3-29-03	L, 6-1	Fayetteville (9)
3-29-03	L, 11-0	Fayetteville (9)
3-30-03	L, 4-0	Fayetteville (9)
3-27-04	L, 8-0 (6)	Athens (5)
3-27-04	L, 5-2	Athens (5)
3-28-04	L, 2-1	Athens (5)
3-25-05	L, 1-0	Fayetteville (13)
3-25-05	L, 10-0 (5)	Fayetteville (13)
3-26-05	L, 10-4	Fayetteville (13)
2-10-06	L, 7-6 (9)	Miami, Fla. (10)
3-11-06	L, 6-1	Athens (12)
3-11-06	L, 6-3	Athens (12)
3-12-06	W, 1-0	Athens (12)
5-11-06	L, 2-0	Athens (8)
4-28-07	L, 5-0	Fayetteville
4-28-07	L, 7-2	Fayetteville
4-29-07	L, 5-3	Fayetteville
3-29-08	L, 3-1	Athens (15)
3-29-08	L, 13-1 (5)	Athens (15)
3-30-08	L, 3-2	Athens (15)
5-3-09	L, 8-0	Fayetteville (9)
5-3-09	L, 8-2	Fayetteville (9)
4-2-10	W, 3-2	Athens (8)
4-2-10	W, 10-5	Athens (8)
4-3-10	L, 4-0	Athens (8)
4-23-11	W, 2-1	Fayetteville (3/4)
5-5-12	L, 2-3	Athens, Ga.
5-5-12	W, 2-1	Athens, Ga.
5-6-12	L, 1-7	Athens, Ga.
<b>Georgia Southern (2-0)</b>		
2-2-03	W, 13-6	St. George, Utah
2-3-03	W, 3-2	St. George, Utah
<b>Georgia State (1-1)</b>		
3-22-01	W, 7-0	Atlanta, Ga.
3-22-01	L, 3-2	Atlanta, Ga.
<b>Georgia Tech (2-3)</b>		
2-17-01	W, 3-2	Arlington, Texas
3-21-01	L, 4-0	Atlanta, Ga.
3-18-03	L, 3-2	Atlanta, Ga.
3-18-03	W, 3-2	Atlanta, Ga.
2-27-10	L, 11-2	Columbus, Ga.
<b>Hawaii (1-1)</b>		
2-20-97	W, 5-4	San Diego, Calif.
3-20-98	L, 3-0	Sacramento, Calif.

<b>Hofstra (1-0)</b>		
3-7-97	W, 6-5	Tampa, Fla.
<b>Houston (2-0)</b>		
2-9-01	W, 14-10	Arlington, Texas
1-31-03	W, 5-4	San Marcos, Texas
<b>Illinois (0-1)</b>		
2-28-10	L, 7-4	Columbus, Ga.
<b>Illinois-Chicago (1-0)</b>		
2-10-01	W, 6-2	Arlington, Texas
<b>IUPUI (1-0)</b>		
3-4-12	W, 3-1	Fayetteville
<b>Indiana State (2-0)</b>		
3-12-08	W, 12-2 (5)	Fayetteville
3-12-08	W, 4-1	Fayetteville
<b>Iowa (5-1)</b>		
2-11-06	W, 1-0	Miami, Fla. (24)
2-12-06	L, 1-5	Miami, Fla. (24)
2-17-08	W, 5-3	Minneapolis, Minn.
2-12-10	W, 2-1	Minneapolis, Minn.
2-27-10	W, 3-2	Columbus, Ga.
2-11-12	W, 10-2	Waco, Texas
<b>Iowa State (1-1)</b>		
2-14-10	W, 4-2	Minneapolis, Minn.
3-6-10	L, 2-1	Fayetteville
<b>Jackson State (2-0)</b>		
2-25-12	W, 5-4	Fayetteville
2-26-12	W, 4-3	Fayetteville
<b>Jacksonville (1-1)</b>		
2-7-03	L, 3-2	St. Augustine, Fla.
3-19-04	W, 2-1	Jacksonville, Fla.
<b>Jacksonville State (4-0)</b>		
3-16-98	W, 12-6	Jacksonville, Ala.
3-16-98	W, 1-0	Jacksonville, Ala.
3-3-06	W, 2-1 (11)	Fayetteville
3-3-06	W, 6-2	Fayetteville
<b>Kansas (7-16)</b>		
3-21-97	L, 3-0	Sacramento, Calif.
3-11-98	L, 3-2	Fayetteville
3-11-98	W, 3-2	Fayetteville
3-20-98	W, 9-7	Sacramento, Calif.
3-16-99	W, 5-3	Lawrence
3-16-99	L, 6-1	Lawrence
3-29-00	L, 4-2	Fayetteville
3-29-00	W, 5-2	Fayetteville
3-28-01	L, 4-1	Lawrence
3-28-01	W, 3-0	Lawrence
3-27-02	L, 2-1	Fayetteville
3-27-02	L, 3-0	Fayetteville
4-16-03	W, 5-1	Lawrence
4-16-03	L, 1-0	Lawrence
4-21-04	L, 5-4 (10)	Fayetteville
4-21-04	L, 1-0 (6)	Fayetteville
2-11-05	L, 5-1	Las Cruces, N.M.
4-26-05	L, 7-2	Lawrence
4-26-05	L, 6-5	Lawrence
4-5-06	L, 2-1	Fayetteville
4-5-06	L, 1-0	Fayetteville
4-3-07	L, 4-2	Lawrence
4-3-07	W, 6-1	Lawrence
<b>KENTUCKY* (27-16)</b>		
4-25-97	L, 4-3	Lexington
4-25-97	W, 4-3	Lexington
4-24-98	L, 5-2	Fayetteville
4-24-98	W, 8-0	Fayetteville
4-28-99	W, 2-0	Lexington
4-28-99	L, 4-2	Lexington
4-30-00	W, 2-1	Fayetteville
4-30-00	W, 2-1	Fayetteville
5-5-01	L, 3-1	Fayetteville
5-5-01	W, 4-0	Fayetteville
5-6-01	W, 1-0	Fayetteville
5-11-01	W, 1-0	Chattanooga, Tenn.
5-2-02	L, 6-5	Lexington
5-3-02	L, 4-0	Lexington
5-3-02	W, 7-2	Lexington
4-26-03	W, 2-1	Fayetteville
4-26-03	L, 4-0	Fayetteville
4-27-03	L, 7-6	Fayetteville

4-24-04	W, 1-0 (8)	Lexington
4-24-04	L, 8-5	Lexington
4-25-04	W, 5-1	Lexington
4-23-05	W, 10-2 (6)	Fayetteville
4-23-05	W, 4-0	Fayetteville
4-24-05	W, 10-2 (5)	Fayetteville
4-14-06	L, 8-0 (6)	Lexington
4-15-06	W, 2-1	Lexington
4-15-06	W, 2-0	Lexington
3-31-07	W, 14-8	Fayetteville
3-31-07	W, 5-2	Fayetteville
4-1-07	W, 2-0	Fayetteville
4-12-08	W, 6-5 (9)	Lexington
4-12-08	W, 3-0	Lexington
4-13-08	W, 14-1 (5)	Lexington
3-21-09	L, 11-4	Fayetteville
3-21-09	W, 8-5	Fayetteville
3-22-09	W, 4-3	Fayetteville
3-20-10	L, 4-2	Lexington
3-20-10	L, 5-0	Lexington
3-21-10	W, 9-8	Lexington
3-16-11	L, 4-0	Fayetteville (24/21)
3-16-11	L, 7-2 (11)	Fayetteville (24/21)
4-11-12	L, 7-9	Lexington, Ky.
4-11-12	W, 7-3	Lexington, Ky.
<b>Long Beach State (1-4)</b>		
2-21-97	L, 7-3	San Diego, Calif.
2-18-00	L, 2-1	San Diego, Calif. (15)
2-8-02	W, 2-1	Long Beach, Calif.
2-10-02	L, 2-1	Long Beach, Calif.
2-19-11	L, 11-0	Las Vegas, Nev.
<b>Louisiana-Lafayette (0-2)</b>		
3-5-10	L, 5-2	Fayetteville
2-12-11	L, 14-1	Lafayette, La. (17)
<b>ULM (9-2)</b>		
2-19-01	L, 2-1	Monroe
2-26-05	W, 6-1	Fayetteville
2-27-05	W, 8-0 (5)	Fayetteville
4-19-06	W, 3-2	Sherwood, Ark.
4-19-06	W, 4-3	Sherwood, Ark.
3-2-07	W, 1-0	Fayetteville
3-3-07	L, 4-1	Fayetteville
3-4-07	W, 8-5	Fayetteville
4-2-08	W, 3-0	Sherwood, Ark.
4-2-08	W, 6-0	Sherwood, Ark.
4-26-11	W, 1-0 (8)	Fayetteville
<b>Louisiana Tech (4-1)</b>		
2-20-98	L, 5-1	Monroe, La.
4-18-07	W, 1-0	Sherwood, Ark.
4-18-07	W, 5-4	Sherwood, Ark.
3-13-10	W, 5-2	Fayetteville
3-14-10	W, 5-3 (9)	Fayetteville
<b>Loyola Marymount (4-1)</b>		
3-12-99	L, 5-1	San Diego, Calif.
3-13-99	W, 4-3	San Diego, Calif.
2-8-01	W, 2-1	Long Beach, Calif.
2-9-02	W, 3-0	Long Beach, Calif.
3-6-11	W, 5-2 (8)	Tampa, Fla.
<b>LSU* (8-48)</b>		
4-18-97	L, 3-0	Fayetteville
4-18-97	L, 2-1	Fayetteville
4-19-97	W, 2-1	Fayetteville
4-19-97	L, 7-1	Fayetteville
4-17-98	L, 1-0	Baton Rouge
4-17-98	L, 1-0	Baton Rouge
4-18-98	L, 3-1	Baton Rouge
4-18-98	L, 8-0	Baton Rouge
5-8-98	L, 2-1	Columbus, Ga.
4-23-99	L, 3-1	Fayetteville
4-23-99	L, 4-0	Fayetteville
4-24-99	L, 9-0	Fayetteville
4-24-99	W, 2-1	Fayetteville
5-14-99	L, 10-0	Columbus, Ga.
5-16-99	L, 4-3 (10)	Columbus, Ga.
4-21-00	L, 3-1	Baton Rouge (7)
4-21-00	L, 7-0	Baton Rouge (7)
4-22-00	L, 3-1	Baton Rouge (7)
4-22-00	L, 9-0	Baton Rouge (7)



# ARKANSAS SOFTBALL

U O F A RECORDS HISTORY OPPONENTS THE TEAM INTRO

5-12-00	L, 2-0	Columbus, Ga.	4-17-02	W, 1-0	Oxford	3-27-10	W, 7-2	Fayetteville
3-3-01	L, 3-0	Baton Rouge (7)	4-17-02	L, 3-2	Oxford	3-27-10	W, 11-6	Fayetteville
3-3-01	W, 3-2	Baton Rouge (7)	4-18-02	W, 5-2	Oxford	3-28-10	W, 18-13	Fayetteville
3-4-01	L, 5-0	Baton Rouge (7)	3-12-03	L, 3-2	Fayetteville	3-18-11	L, 3-0	Starkville
4-2-02	L, 3-0	Fayetteville (5)	3-12-03	W, 4-1	Fayetteville	3-19-11	L, 2-0	Starkville
4-2-02	L, 4-0	Fayetteville (5)	3-13-03	W, 4-2	Fayetteville	3-20-11	L, 6-5	Starkville
4-3-02	L, 5-0	Fayetteville (5)	3-13-04	L, 5-4 (11)	Oxford	4-6-12	L, 1-2	Fayetteville
4-22-03	L, 10-1	Baton Rouge (11)	3-14-04	L, 2-0	Oxford	4-6-12	L, 2-7	Fayetteville
4-22-03	W, 6-5	Baton Rouge (11)	3-14-04	W, 1-0 (9)	Oxford	4-7-12	W, 13-2	Fayetteville
4-22-03	L, 8-0	Baton Rouge (11)	5-3-05	L, 2-1	Fayetteville	<b>Mississippi Valley State (5-0)</b>		
4-6-04	L, 7-0	Fayetteville (4)	5-3-05	L, 4-1	Fayetteville	2-28-04	W, 4-0	Fayetteville
4-6-04	L, 8-0	Fayetteville (4)	5-4-05	L, 1-0 (9)	Fayetteville	2-28-04	W, 8-4	Fayetteville
4-7-04	L, 10-1 (5)	Fayetteville (4)	3-21-06	L, 2-1	Oxford	2-29-04	W, 5-1	Fayetteville
4-6-05	W, 5-3	Baton Rouge	3-21-06	W, 4-3	Oxford	3-5-05	W, 8-2	Fayetteville
4-6-05	L, 8-3	Baton Rouge	3-22-06	W, 9-0 (5)	Oxford	3-6-05	W, 9-1 (6)	Fayetteville
4-7-05	L, 6-4	Baton Rouge	4-17-07	W, 7-0	Oxford	<b>MISSOURI (2-6)</b>		
4-25-06	W, 3-2	Fayetteville (11)	4-17-07	L, 1-0	Oxford	2-27-00	W, 6-2	Fayetteville
4-26-06	L, 4-3	Fayetteville (11)	4-18-07	L, 7-4	Oxford	2-27-00	W, 5-1	Fayetteville
4-26-06	W, 3-2 (9)	Fayetteville (11)	4-19-08	W, 3-2	Fayetteville	2-8-04	L, 5-3	Gainesville, Fla.
4-21-07	L, 5-0	Fayetteville (6)	4-19-08	L, 8-0 (5)	Fayetteville	2-24-07	L, 6-3	Fayetteville
4-21-07	L, 7-0	Fayetteville (6)	4-20-08	L, 6-1	Fayetteville	2-25-07	L, 12-11	Fayetteville
4-22-07	L, 3-1	Fayetteville (6)	3-28-09	L, 5-4	Oxford	2-21-09	L, 8-0	Boca Raton, Fla.
4-26-08	L, 4-0	Baton Rouge (15)	3-28-09	L, 3-2	Oxford	3-9-11	L, 12-0 (5)	Columbia, Mo. (18/14)
4-26-08	L, 8-6 (8)	Baton Rouge (15)	3-29-09	W, 6-0	Oxford	3-14-12	L, 0-4	Fayetteville
4-27-08	L, 4-0	Baton Rouge (15)	5-1-10	W, 11-3	Fayetteville	<b>UMKC (7-1)</b>		
4-10-09	W, 8-7	Fayetteville	5-1-10	W, 9-0	Fayetteville	2-8-03	W, 1-0	St. Augustine, Fla.
4-10-09	L, 4-10	Fayetteville	5-2-10	L, 10-6	Fayetteville	2-26-05	W, 7-1	Fayetteville
4-11-09	L, 7-4	Fayetteville	3-23-11	L, 4-3	Oxford	2-26-06	W, 3-0	Fayetteville
4-17-10	L, 4-2	Baton Rouge	3-23-11	W, 7-6	Oxford	2-23-07	W, 7-0	Fayetteville
4-17-10	L, 3-2 (10)	Baton Rouge	3-7-12	L, 0-13	Fayetteville	4-29-09	W, 7-1	Fayetteville
4-18-10	L, 3-2	Baton Rouge	3-7-12	L, 6-7	Fayetteville	4-29-09	W, 16-1	Fayetteville
4-1-11	L, 8-0	Fayetteville	<b>MISSISSIPPI STATE* (24-31)</b>			5-5-11	L, 2-1	Fayetteville
4-2-11	L, 10-1	Fayetteville	3-28-97	L, 3-2	Starkville	4-17-12	W, 2-0	Fayetteville
4-3-11	L, 1-0	Fayetteville	3-27-97	W, 4-0	Starkville	<b>Missouri Southern (1-1)</b>		
3-30-12	L, 0-1	Baton Rouge, La.	3-28-97	W, 10-4	Starkville	3-3-99	L, 2-1	Fayetteville
3-31-12	L, 1-9	Baton Rouge, La.	3-28-97	W, 2-1	Starkville	3-3-99	W, 6-0	Fayetteville
4-1-12	L, 2-3	Baton Rouge, La.	3-27-98	L, 6-0	Fayetteville	<b>Missouri State (17-18)</b>		
<b>McNeese State (2-0)</b>			3-27-98	W, 2-1	Fayetteville	3-1-97	L, 4-0	Fayetteville
2-20-99	W, 2-1	Fayetteville	3-28-98	L, 3-2	Fayetteville	3-2-97	L, 5-2	Fayetteville
2-21-99	W, 7-2	Fayetteville	3-28-98	L, 6-2	Fayetteville	4-16-97	L, 6-0	Springfield
<b>Maine (1-0)</b>			4-3-99	L, 5-2	Starkville	4-16-97	L, 8-3	Springfield
2-23-01	W, 2-0	Fayetteville	4-3-99	L, 4-0	Starkville			
<b>Marshall (1-1)</b>			4-4-99	L, 7-2	Starkville			
4-9-04	W, 1-0 (11)	Fayetteville	4-4-99	L, 4-2	Starkville			
4-10-04	L, 3-0	Fayetteville	3-31-00	W, 2-1	Fayetteville (19)			
<b>Memphis (1-1)</b>			3-31-00	L, 4-3	Fayetteville (19)			
4-21-10	W, 6-1	Sherwood, Ark.	4-1-00	L, 4-3	Fayetteville (19)			
4-19-11	L, 14-2 (6)	Sherwood, Ark.	4-1-00	L, 4-0	Fayetteville (19)			
<b>Michigan (0-2)</b>			5-11-00	W, 2-1	Columbus, Ga. (19)			
2-23-97	L, 6-0	San Diego, Calif.	4-28-01	L, 2-1	Starkville			
3-5-11	L, 8-0 (5)	Tampa, Fla. (5)	4-18-01	L, 1-0	Starkville			
<b>Michigan State (0-1)</b>			4-19-01	L, 3-0	Starkville			
3-7-97	L, 8-0	Tampa, Fla.	5-12-01	W, 7-2	Chattanooga, Tenn.			
<b>Minnesota (2-2)</b>			4-27-02	W, 1-0	Fayetteville			
2-15-03	L, 7-4	Tucson, Ariz.	4-27-02	W, 7-6	Fayetteville			
2-17-08	W, 2-1	Minneapolis, Minn.	4-28-02	W, 7-0	Fayetteville			
2-14-09	W, 3-2	Minneapolis, Minn.	5-10-02	L, 5-1	Chattanooga, Tenn.			
2-13-10	L, 4-1	Minneapolis, Minn.	4-18-03	W, 5-1	Starkville			
<b>OLE MISS* (30-20)</b>			4-18-03	L, 3-2	Starkville			
5-2-97	W, 2-1	Fayetteville	4-19-03	W, 4-1	Starkville			
5-2-97	W, 2-1	Fayetteville	4-17-04	L, 2-0	Fayetteville			
5-3-97	W, 5-1	Fayetteville	4-17-04	L, 8-0 (6)	Fayetteville			
5-3-97	W, 6-2	Fayetteville	4-18-04	W, 4-2	Fayetteville			
4-28-98	W, 2-1	Oxford	4-16-05	L, 5-4	Starkville			
4-28-98	L, 4-3	Oxford	4-16-05	L, 1-0	Starkville			
4-29-98	L, 1-0	Oxford	4-17-05	L, 2-1	Starkville			
4-29-98	W, 3-0	Oxford	3-18-06	L, 5-0	Fayetteville (22)			
5-7-99	W, 4-1	Fayetteville	3-18-06	L, 5-2	Fayetteville (22)			
5-7-99	W, 3-2	Fayetteville	3-19-06	W, 4-2	Fayetteville (22)			
5-8-99	W, 6-0	Fayetteville	5-4-07	L, 3-1	Starkville			
5-8-99	W, 4-2	Fayetteville	5-4-07	W, 11-8	Starkville			
5-3-00	W, 3-0	Oxford	5-5-07	L, 8-0 (5)	Starkville			
5-3-00	W, 2-0	Oxford	5-3-08	W, 3-1	Fayetteville (23)			
5-4-00	W, 5-0	Oxford	5-3-08	L, 9-1 (5)	Fayetteville (23)			
5-4-00	W, 7-3	Oxford	5-4-08	W, 7-6	Fayetteville (23)			
4-18-01	W, 2-1	Fayetteville	3-17-09	W, 8-3	Starkville			
4-18-01	W, 2-0	Fayetteville	3-17-09	W, 5-1	Starkville			
4-19-01	W, 2-0	Fayetteville	3-18-09	W, 3-2	Starkville			





# RAZORBACKS

## 2013



3-21-98	L, 3-0	Sacramento, Calif.	5-9-04	L, 2-0	Fayetteville	<b>Oregon State (0-2)</b>		
3-25-98	L, 1-0	Springfield	5-9-04	L, 6-3 (8)	Fayetteville	2-26-99	L, 10-1	Las Cruces
3-25-98	L, 4-2	Springfield	5-9-05	L, 5-2	Fayetteville	5-19-00	L, 4-1	Norman, Okla. (13)
3-24-99	L, 3-0	Springfield	3-6-05	W, 2-1	Fayetteville	<b>Pacific (0-3)</b>		
3-24-99	L, 3-2	Springfield	3-4-06	W, 7-0	Fayetteville	3-18-97	L, 2-1	Stockton, Calif. (19)
4-7-99	W, 2-1	Fayetteville	3-4-06	W, 3-1 (8)	Fayetteville	3-18-97	L, 6-2	Stockton, Calif. (19)
4-7-99	W, 2-1	Fayetteville	2-24-12	W, 10-7	Fayetteville	3-20-98	L, 5-1	Sacramento, Calif.
3-8-00	L, 5-4	Springfield	2-25-12	W, 6-0	Fayetteville	<b>Penn State (0-1)</b>		
3-8-00	L, 10-2	Springfield	<b>Notre Dame (2-2)</b>			2-24-06	L, 3-2 (10)	Fayetteville
4-12-00	L, 1-0	Fayetteville	2-26-00	W, 4-2	Fayetteville	<b>Pittsburgh (1-0)</b>		
4-12-00	W, 5-0	Fayetteville	2-26-00	L, 2-1	Fayetteville	3-3-00	W, 2-0	Miami, Fla.
3-15-01	W, 5-4	Springfield	2-24-01	L, 4-3	Fayetteville (14)	<b>Pittsburg State (2-0)</b>		
3-15-01	W, 5-0	Springfield	2-25-01	W, 2-0	Fayetteville (14)	2-20-99	W, 9-0	Fayetteville
4-24-02	W, 4-0	Fayetteville	<b>Ohio State (2-1)</b>			2-21-99	W, 7-1	Fayetteville
4-24-02	W, 4-3	Fayetteville	3-4-00	W, 2-0	Miami, Fla.	<b>Prairie View A&amp;M (1-0)</b>		
4-29-03	L, 7-0	Springfield	3-2-01	L, 2-1	Miami, Fla.	2-11-11	W, 16-0	Lafayette, La.
4-29-03	L, 5-4	Springfield	3-4-01	W, 1-0	Miami, Fla.	<b>Purdue (2-1)</b>		
3-24-04	W, 6-5 (10)	Fayetteville	<b>Oklahoma (2-15)</b>			3-13-99	L, 11-10	San Diego, Calif.
3-24-04	W, 2-0	Fayetteville	2-13-00	L, 5-3	Arlington, Texas (8)	2-12-00	W, 3-2	Arlington, Texas
4-13-05	L, 5-3	Springfield	2-23-00	L, 0-3	Norman (8)	2-13-05	W, 7-6	Las Cruces, N.M.
4-13-05	W, 4-0	Springfield	2-23-00	L, 6-2	Norman (8)	<b>Rhode Island (1-0)</b>		
2-26-06	W, 3-2	Fayetteville	2-10-01	L, 8-0	Arlington, Texas (2)	2-13-11	W, 8-0	Lafayette, La.
4-11-06	W, 5-1	Fayetteville	2-20-01	L, 2-0	Fayetteville (2)	<b>Rutgers (2-1)</b>		
4-11-06	W, 1-0	Fayetteville	2-20-01	L, 3-2	Fayetteville (2)	2-18-07	W, 8-6	College Station, Texas
4-29-08	L, 5-2	Springfield	3-2-05	L, 12-0 (5)	Norman (12)	2-24-11	L, 4-3 (9)	Corpus Christi, Texas
4-29-08	W, 9-1 (5)	Springfield	3-2-05	L, 8-0 (6)	Norman (12)	2-26-11	W, 5-2	Corpus Christi, Texas
4-22-09	L, 2-1	Fayetteville	5-1-06	L, 4-5	Fayetteville (23)	<b>Saint Louis (1-0)</b>		
2-20-10	W, 6-5	Denton, Texas	5-1-06	L, 0-5	Fayetteville (23)	2-24-08	W, 18-3	Fayetteville
4-28-10	W, 11-3	Springfield	2-28-07	L, 0-14 (5)	Norman (6)	<b>Samford (1-0)</b>		
4-6-11	L, 2-1	Fayetteville	2-28-07	L, 2-10 (5)	Norman (6)	2-8-09	W, 6-2	Hattiesburg, Miss.
5-2-12	W, 4-0	Springfield, Mo.	4-7-08	W, 3-2	Fayetteville (11)	<b>Sam Houston State (2-2)</b>		
<b>Nebraska (2-2)</b>			4-7-08	L, 2-3 (8)	Fayetteville (11)	2-20-05	L, 1-0	Corpus-Christi, Texas
3-16-07	L, 6-2	Lincoln	5-17-08	L, 5-6 (11)	Norman (7)	2-19-10	W, 12-1	Denton, Texas
3-17-07	L, 5-0	Lincoln	4-8-09	W, 8-7	Norman (13)	2-11-11	W, 6-5	Lafayette, La.
3-18-07	W, 5-4	Lincoln	5-16-09	L, 2-21	Norman	2-12-11	L, 9-6 (8)	Lafayette, La.
2-26-10	W, 2-0	Columbus, Ga.	3-24-10	L, 1-6	Fayetteville	<b>San Diego State (1-1)</b>		
<b>Nevada (1-0)</b>			<b>Oklahoma City (12-7-1)</b>			2-21-97	L, 5-2	San Diego
2-4-05	W, 3-1	San Luis Obispo, Calif.	3-1-97	L, 9-1	Fayetteville	2-19-00	W, 2-1	San Diego
<b>New Mexico State (1-2)</b>			2-21-98	L, 3-2	Monroe, La.	<b>San Jose State (1-1)</b>		
2-26-99	W, 6-2	Las Cruces	4-14-98	W, 1-0	Fayetteville	3-21-97	L, 4-3	Sacramento, Calif.
2-28-99	L, 3-2	Las Cruces	4-14-98	L, 5-3	Fayetteville	2-29-08	W, 9-2	Tempe, Ariz.
2-13-05	L, 8-3	Las Cruces	2-16-99	W, 8-7	Fayetteville	<b>SOUTH CAROLINA* (16-27)</b>		
<b>Nicholls State (1-0)</b>			2-16-99	W, 7-3	Fayetteville	4-10-98	L, 2-1	Columbia
2-21-98	W, 2-1	Monroe, La.	3-6-99	W, 4-3	Fayetteville	4-10-98	W, 5-4	Columbia
<b>North Carolina (0-2)</b>			3-7-99	W, 3-2	Fayetteville	4-16-99	W, 1-0	Fayetteville
2-10-06	L, 5-0	Miami, Fla.	4-4-00	W, 2-1	Fayetteville	4-16-99	W, 1-0	Fayetteville
2-12-06	L, 8-4	Miami, Fla.	4-4-00	W, 5-0	Fayetteville	5-13-99	W, 4-1	Columbus, Ga
<b>North Dakota State (2-2)</b>			4-24-01	W, 2-0	Fayetteville	4-15-00	W, 4-0	Columbia (19)
2-25-06	W, 3-0	Fayetteville	4-24-01	W, 2-1	Fayetteville	4-15-00	W, 4-3	Columbia (19)
3-16-07	L, 10-0 (5)	Lincoln, Neb.	4-23-02	W, 2-0	Fayetteville	5-13-00	W, 3-1	Columbia, Ga. (25)
3-17-07	W, 2-1	Lincoln, Neb.	4-23-02	T, 0-0 (rain)	Fayetteville	5-14-00	L, 2-1	Columbia, Ga. (25)
3-18-07	L, 6-5	Lincoln, Neb.	3-25-04	L, 1-0	Fayetteville	3-10-01	L, 2-1	Fayetteville (18)
<b>North Texas (1-1)</b>			3-25-04	L, 5-1	Fayetteville	3-10-01	L, 1-0	Fayetteville (18)
3-6-07	W, 7-3	Fayetteville	4-19-05	L, 1-0	Fayetteville	3-11-01	W, 4-0	Fayetteville (18)
2-19-10	L, 10-2	Denton, Texas	4-19-05	W, 7-4	Fayetteville	5-12-01	L, 1-0	Chattanooga, Tenn. (22)
<b>Northeastern Oklahoma A&amp;M (1-0)</b>			3-16-06	L, 7-6	Fayetteville	3-9-02	L, 4-0	Columbia (24)
9-15-11	W, 4-2	Fayetteville	3-16-06	W, 7-0 (1)	Fayetteville	3-9-02	W, 5-2	Columbia (24)
<b>Northeastern Oklahoma (1-0)</b>			<b>Oklahoma State (7-6)</b>			3-10-02	L, 4-1	Columbia (24)
10-2-11		Fayetteville	4-11-01	W, 3-0	Stillwater	3-25-03	L, 5-2	Fayetteville (14)
<b>Northern Colorado (2-1)</b>			5-10-02	W, 3-0	Fayetteville	3-25-03	L, 6-1	Fayetteville (14)
2-22-08	W, 6-0	Fayetteville	3-31-04	L, 2-1	Stillwater	3-26-03	L, 5-1	Fayetteville (14)
2-22-08	W, 12-2 (5)	Fayetteville	3-29-05	L, 4-3	Fayetteville	3-16-04	L, 6-1	Columbia (15)
3-7-09	L, 6-2	Stillwater, Okla.	3-29-06	L, 8-1	Tulsa, Okla.	3-16-04	L, 2-1 (8)	Columbia (15)
<b>Northern Illinois (1-0)</b>			2-9-08	W, 4-3	Texarkana, Ark.	3-17-04	L, 6-5	Columbia (15)
2-21-04	W, 1-0 (8)	Las Vegas, Nev.	2-9-08	W, 3-2 (9)	Texarkana, Ark.	3-8-05	L, 6-1	Fayetteville
<b>Northern Iowa (2-3)</b>			3-26-08	W, 4-0	Fayetteville	3-8-05	L, 3-0	Fayetteville
3-2-07	L, 3-0	Fayetteville	3-8-09	L, 7-6	Stillwater	3-9-05	L, 5-3	Fayetteville
3-3-07	W, 9-1 (6)	Fayetteville	4-1-09	W, 8-0	Tulsa, Okla.	4-9-06	L, 3-0	Columbia
3-4-07	W, 8-5	Fayetteville	3-30-11	L, 1-0 (8)	Stillwater, Okla. (19/18)	4-9-06	L, 1-0	Columbia
2-15-08	L, 3-0	Minneapolis, Minn.	10-1-11	W, 7-4	Fayetteville	3-10-07	L, 1-0	Fayetteville
2-25-09	L, 7-0	Minneapolis, Minn.	10-1-11	L, 0-8	Fayetteville	3-10-07	L, 7-0	Fayetteville
<b>Northwestern (0-2)</b>			<b>Oregon (3-3)</b>			3-11-07	L, 4-1	Fayetteville
5-20-00	L, 4-1	Norman, Okla.	2-23-02	W, 5-1	Fayetteville	3-8-08	L, 5-4	Columbia
2-15-03	L, 8-0	Tucson, Ariz.	2-23-02	L, 3-0	Fayetteville	3-8-08	W, 3-2	Columbia
<b>Northwestern State (6-6)</b>			2-24-02	W, 8-5	Fayetteville	3-9-08	L, 4-0	Columbia
2-20-98	L, 5-1	Monroe, La.	2-2-03	W, 3-1	San Marcos, Texas	3-11-09	W, 4-0	Fayetteville
2-11-00	L, 2-1	Arlington, Texas	5-17-08	L, 3-0	Norman, Okla.	3-11-09	W, 7-0	Fayetteville
2-12-00	W, 5-3	Arlington, Texas	2-19-11	L, 8-7 (8)	Las Vegas, Nev. (14)	3-17-10	W, 8-5	Columbia
2-22-04	L, 6-1 (5 rain)	Las Vegas, Nev.				3-17-10	W, 3-2	Columbia

INTRO

THE TEAM

OPPONENTS

HISTORY

RECORDS

U OF A



# ARKANSAS

## SOFTBALL

U OF A RECORDS HISTORY OPPONENTS THE TEAM INTRO

4-16-11	L, 7-3	Fayetteville	Tennessee-Chattanooga (0-1)	2-21-04	W, 1-0	Las Vegas, Nev.		
4-16-11	W, 2-1 (9)	Fayetteville	2-6-04	L, 1-0 (9)	Gainesville, Fla.	2-18-11	L, 3-2	Las Vegas, Nev.
4-17-11	L, 5-4	Fayetteville	Tennessee-Martin (2-0)	5-17-02	W, 2-0	Norman, Okla.		
3-9-12	W, 5-4	Columbia, S.C.	4-14-12	W, 6-4	Fayetteville	US Military Academy (Army) (1-0)		
3-10-12	L, 2-7	Columbia, S.C.	4-14-12	W, 4-2	Fayetteville	UTA (0-1)		
3-11-12	L, 7-8	Columbia, S.C.	Tennessee State (1-0)	2-10-12	L, 1-4	Waco, Texas		
South Florida (1-4)			2-24-12	W, 7-0	Fayetteville	Utah (2-3)		
2-6-04	L, 4-2	Gainesville, Fla.	Tennessee Tech (2-0)	4-3-03	W, 2-1	2-27-99	L, 4-2	Las Cruces, N.M.
2-9-07	W, 6-5	Tampa, Fla. (22)	4-3-03	W, 7-1	Cookeville, Tenn.	3-13-99	L, 6-0	San Diego, Calif.
2-10-07	L, 2-1	Tampa, Fla. (22)	2-15-08	W, 2-1	Cookeville, Tenn.	2-15-02	L, 3-0	College Station, Texas
3-4-11	L, 2-0	Tampa, Fla.	Texas (0-1)	5-17-02	L, 6-2	2-16-02	W, 1-0	College Station, Texas
2-18-12	L, 6-7	Tampa, Fla.	5-17-02	L, 6-2	Norman, Okla.	2-20-11	W, 8-4 (8)	Las Vegas, Nev.
Southern Illinois-Edwardsville (0-1)			Texas-Arlington (2-1)	2-12-99	W, 2-1	Utah State (3-0)		
3-14-10	W, 9-3	Fayetteville	2-12-99	W, 2-1	Arlington	3-12-99	W, 3-0	San Diego, Calif.
Southern Mississippi (5-3)			2-11-05	W, 5-4	Las Cruces, N.M.	2-28-03	W, 7-0	St. George, Utah
2-11-00	L, 7-0	Arlington, Texas	2-18-05	L, 3-0	Corpus Christi, Texas	2-28-03	W, 9-0	St. George, Utah
3-21-02	W, 2-1	Hattiesburg, MS	UTEP (1-0)	2-21-04	W, 5-0	Virginia (2-2)		
3-21-02	W, 3-2	Hattiesburg, MS	2-21-04	W, 5-0	Las Vegas, Nev.	2-25-00	W, 7-1	Fayetteville
4-1-03	W, 2-1	Fayetteville	Texas-San Antonio (2-1)	2-12-99	L, 3-2	2-25-00	W, 2-0	Fayetteville
4-1-03	L, 7-6	Fayetteville	2-12-99	L, 3-2	Arlington, Texas	2-9-07	L, 2-1	Tampa, Fla.
2-6-09	W, 5-3	Hattiesburg, Miss.	2-16-07	W, 8-0	College Station, Texas	2-11-07	L, 4-1	Tampa, Fla.
2-7-09	L, 9-7	Hattiesburg, Miss.	2-17-07	W, 7-0	College Station, Texas	Virginia Tech (2-0)		
3-7-10	W, 2-1	Fayetteville	TEXAS A&M (0-6)	2-13-99	L, 2-0	2-18-01	W, 1-0	Monroe, La.
Southeast Missouri State (0-1)			2-13-99	L, 2-0	Arlington, Texas	3-1-02	W, 5-0	Chattanooga, Tenn.
3-13-10	W, 4-2	Fayetteville	2-15-02	L, 2-0 (9)	College Station	Washington (0-1)		
Southwest Texas (0-1)			2-17-02	L, 2-0	College Station	2-14-03	L, 12-3	Tucson, Ariz. (6)
1-31-03	L, 4-1	San Marcos, Texas	5-16-02	L, 6-2	Norman, Okla.	Western Illinois (2-3)		
Stanford (0-2)			2-16-07	L, 4-1	College Station (3)	3-14-07	L, 3-1	Fayetteville
2-22-97	L, 4-3	San Diego, Calif.	2-17-07	L, 11-0 (5)	College Station (3)	3-14-07	L, 2-1	Fayetteville
2-18-00	L, 8-2	San Diego, Calif. (21)	Texas A&M-CC (3-4)	2-1-03	L, 3-0	2-16-08	W, 4-3	Minneapolis, Minn.
Stephen F. Austin (0-3)			2-1-03	L, 3-0	San Marcos, Texas	2-14-09	W, 5-3	Minneapolis, Minn.
2-11-00	L, 1-0	Arlington, Texas	2-18-05	L, 2-0	Corpus Christi	2-12-10	L, 5-4	Minneapolis, Minn.
3-16-05	L, 9-5	Fayetteville	4-4-08	W, 11-2 (5)	Fayetteville	Western Kentucky (1-1)		
3-16-05	L, 7-6	Fayetteville	4-5-08	W, 8-1	Fayetteville	2-10-07	L, 1-0	Tampa, Fla.
TENNESSEE* (12-31)			4-5-08	W, 5-1	Fayetteville	2-7-09	W, 7-4	Hattiesburg, Miss.
4-27-97	L, 8-0	Knoxville	2-25-11	L, 5-4	Corpus Christi	Wichita State (5-3)		
4-27-97	L, 9-2	Knoxville	2-26-11	L, 4-0	Corpus Christi	2-27-99	W, 7-4	Las Cruces, N.M.
4-26-98	W, 5-3	Fayetteville	Texas Southern (1-0)			2-27-99	W, 1-0	Las Cruces, N.M.
4-26-98	W, 2-0	Fayetteville	2-25-11	W, 14-4	Corpus Christi, Texas	3-5-00	W, 4-2	Miami, Fla.
5-8-98	L, 2-1	Columbus, Ga.	Texas Tech (3-2)			3-3-01	W, 5-0	Miami, Fla.
4-27-99	L, 3-0	Knoxville	2-14-99	L, 5-4	Arlington, Texas	4-29-04	L, 1-0	Wichita
4-27-99	L, 9-1	Knoxville	3-13-99	W, 4-1	San Diego, Calif.	4-29-04	L, 3-0	Wichita
5-15-99	W, 3-2	Columbus, Ga.	2-25-01	L, 2-1	Fayetteville	2-23-07	L, 3-1	Fayetteville
5-16-99	W, 3-1	Columbus, Ga.	2-25-01	W, 1-0	Fayetteville	2-12-12	W, 8-0	Waco, Texas
4-28-00	W, 2-1	Fayetteville	2-1-03	W, 6-5	San Marcos, Texas	Wisconsin (2-1)		
4-28-00	W, 5-3	Fayetteville	Tulsa (10-10)			3-20-97	L, 5-0	Sacramento, Calif.
4-14-01	L, 4-2	Knoxville	4-9-97	L, 4-3	Fayetteville	3-1-02	W, 6-0	Chattanooga, Tenn.
4-14-01	W, 3-0	Knoxville	4-9-97	W, 9-7	Fayetteville	2-19-12	W, 5-1	Tampa, Fla.
4-15-01	L, 4-2	Knoxville	4-1-98	W, 4-1	Tulsa	Wisconsin-Green Bay (1-0)		
4-13-02	W, 6-0	Fayetteville	4-1-98	L, 2-1	Tulsa	2-15-09	W, 8-0	Minneapolis, Minn.
4-13-02	L, 8-2	Fayetteville	2-12-99	W, 5-0	Arlington, Texas	*SEC Teams		
4-14-02	W, 4-0	Fayetteville	4-21-99	W, 3-0	Fayetteville	( ) denotes ranking at time of game		
4-5-03	L, 1-0	Knoxville	4-21-99	W, 2-1	Fayetteville			
4-5-03	L, 9-2	Knoxville	3-23-00	L, 3-0	Tulsa			
4-6-03	L, 2-0	Knoxville	4-11-01	W, 10-0	Stillwater, Okla.			
4-3-04	L, 7-3	Fayetteville (12)	4-10-02	W, 7-1	Fayetteville			
4-3-04	W, 6-3	Fayetteville (12)	3-31-04	L, 6-0	Stillwater, Okla.			
4-4-04	L, 6-0	Fayetteville (12)	3-29-05	W, 7-2	Fayetteville			
4-3-05	L, 6-0	Knoxville (4)	3-29-06	L, 7-4	Tulsa			
4-3-05	L, 2-1	Knoxville (4)	3-26-08	L, 2-1	Fayetteville			
4-1-06	L, 5-0	Fayetteville (5)	5-16-08	W, 7-5	Norman, Okla.			
4-1-06	L, 8-1	Fayetteville (5)	4-1-09	W, 9-5	Stillwater, Okla.			
4-2-06	L, 6-0	Fayetteville (5)	5-15-09	L, 6-0	Norman, Okla.			
3-24-07	L, 4-0	Knoxville (1)	3-31-10	L, 13-2	Tulsa			
3-24-07	L, 1-0	Knoxville (1)	3-31-10	W, 3-1	Tulsa			
3-25-07	L, 5-0	Knoxville (1)	9-24-11	L, 0-4	Fayetteville			
3-21-08	W, 5-2	Fayetteville (8)	3-28-12	L, 0-6	Fayetteville			
3-21-08	L, 11-2	Fayetteville (8)	4-25-12	L, 9-12	Tulsa, Okla.			
3-22-08	L, 4-2	Fayetteville (8)	Toledo (0-1)					
3-25-09	L, 9-0	Knoxville (9)	3-22-97	L, 2-1	Sacramento, Calif.			
4-14-10	L, 3-1	Fayetteville (16)	UAB (1-2)					
4-14-10	L, 5-3	Fayetteville (16)	2-17-06	L, 9-1 (5)	Shreveport, La.			
4-29-11	L, 11-1	Knoxville (6/5)	2-8-08	W, 6-5 (8)	Texarkana, Ark.			
4-30-11	L, 8-0 (5)	Knoxville (6/5)	2-8-08	L, 4-2	Texarkana, Ark.			
5-1-11	L, 9-1 (5)	Knoxville (6/5)	UCLA (1-0)					
3-16-12	L, 0-8	Fayetteville	2-18-11	W, 4-3	Las Vegas, Nev. (1)			
3-17-12	W, 4-1	Fayetteville	UNLV (1-1)					
3-18-12	L, 0-2	Fayetteville						





# RECORDS

## RAZORBACK SOFTBALL



**MIRANDA DIXON HOLDS CAREER RECORDS FOR SLUGGING PERCENTAGE, HOME RUNS, RBIs AND ON BASE PERCENTAGE**





## Single Game Records - Individual

### At Bats

9	Aly Sartini vs. Alabama	3-21-99
9	Brett Erickson vs. Alabama	3-21-99
8	Dana Gulick vs. Alabama	3-21-99
8	Tiffany Woolley vs. Alabama	3-21-99
7	4 times*	
	Lolly Landgraf vs. Alabama	3-21-99

### Runs Scored

5	Jessica Bachkora vs. Mississippi State	3-28-10
3	31 times*	
	Devon Wallace vs. Alabama	4-28-12

### Hits

5	Whitney Cloer vs. Kentucky	3-31-07
4	10 times*	
	Devon Wallace vs. Alabama	4-27-12

### Runs Batted In

6	Miranda Dixon at Oklahoma	4-8-09
6	Dayna Huckabee vs. Indiana St.	3-12-08
6	Courtney Mitchell at Coastal Carolina	3-11-02
6	Katie Harrison vs. Belmont	2-10-11
5	5 times*	
	Devon Wallace vs. Alabama	4-28-12

### Doubles

3	4 times*	
	Sandra Smith at Missouri State	4-28-10
2	37 times*	
	Amanda Geile vs. UT-Martin	4-14-12

### Triples

2	Jessica Bachkora at Missouri	2-25-07
---	------------------------------	---------

### Home Runs

2	12 times*	
	Devon Wallace vs. Alabama	4-28-12

### Total Bases

10	Whitney Cloer vs. Kentucky	3-31-07
10	Miranda Dixon at Louisiana-Monroe	3-4-07
9	Layne McGuirt vs. Tennessee	4-14-10
	Sandra Smith vs. Sam Houston State	2-19-10
	Whitney Cloer	3-21-09
	Miranda Dixon vs. Saint Louis	2-24-08
8	12 times*	
	Devon Wallace vs. Alabama	4-28-12

### Walks

4	Devon Wallace at Kentucky	4-11-12
3	19 times*	
	Jayne Gee vs. Alabama	4-27-12

### Sacrifice Flies

1	Muiltple times*	
---	-----------------	--

### Sacrifice Hits

3	Rachel LeMaster vs. Tennessee	4-3-04
3	Julie Young at #19 South Carolina	4-15-00
2	41 times*	
	Becca Carden vs. Mississippi State	3-27-10

### Stolen Bases

3	Jessica Bachkora vs. Minnesota	2-14-09
3	Rachel LeMaster vs. Kentucky	4-24-05
3	Dana Gulick vs. Centenary	3-7-99
3	Dana Gulick at Tulsa	4-1-98
2	55 times*	
	Ashley Martindale vs. Northwestern St.	2-24-12

### Innings Pitched

16.0	Tammy Kincaid vs. Alabama	3-21-99
12.0	Tammy Kincaid at #19 South Carolina	4-15-00
12.0	Tammy Kincaid vs. UC Santa Barbara	2-27-98
11.0	Heather Schlichtman vs. Marshall	4-9-04
11.0	Heather Schlichtman at Florida	3-21-04

### Batters Faced

66	Tammy Kincaid vs. Alabama	3-21-99
53	Tammy Kincaid vs. UC Santa Barbara	2-27-98
49	Tammy Kincaid at #19 South Carolina	4-15-00
47	Heather Schlichtman vs. Kentucky	4-27-03
45	2 times*	
	Heather Schlichtman at Mississippi	4-13-04

### Strikeouts

16	Heather Schlichtman vs. Marshall	4-9-04
15	Katy Henry vs. Texas-San Antonio	2-16-07
15	Katy Henry vs. Louisiana-Monroe	2-25-05
15	Heather Schlichtman vs. Auburn	3-13-04
15	Heather Schlichtman vs. Wichita St.	3-3-01

\*For multiple occurrences, the most recent is listed.

### Strikeouts Looking

6	Katy Henry at Florida	3-25-06
6	Heather Schlichtman vs No. Illinois	2-21-04
6	Heather Schlichtman vs FIU	3-2-01
6	Tammy Kincaid at Hofstra	3-7-97
5	12 times*	
	Katy Henry vs Kansas	4-5-06

### Chances

18	Shana Easley vs. Marshall	4-9-04
17	5 times*	
	Shana Easley vs. Louisiana-Monroe	2-26-05

### Putouts

16	Shana Easley vs. Louisiana-Monroe	2-26-05
16	Shana Easley vs. Marshall	4-9-04
16	Kim Eiben vs. Texas A&M	2-15-02
16	Danica White at Mississippi	5-4-00
16	Danica White vs. Alabama	3-21-99

### Assists

8	Tiffany Woolley vs. UCF	2-2-02
8	Aly Sartini vs. Alabama	3-21-99
8	Tiffany Woolley vs. Alabama	3-21-99
7	10 times*	
	Kimmy Beasley vs. Alabama	4-28-12

### Errors

3	12 times*	
	Dayna Huckabee at Missouri St.	4-29-08



Tammy Kincaid



# RAZORBACKS

## 2013



### Single Game Records - Team

#### At Bats

71	vs. Alabama	3-21-99
47	vs. UC Santa Barbara	2-27-98
43	vs. #7 Oklahoma	5-17-08
43	at FIU	1-31-02
43	at Jacksonville State	3-16-98

#### Runs Scored

18	vs. Mississippi State	3-28-10
18	vs. Saint Louis	2-24-08
16	Belmont	2-10-12
16	vs. UMKC	4-29-09
14	at Kentucky	4-13-08
14	vs. Kentucky	3-31-07

#### Hits

19	vs. Kentucky	3-31-07
19	vs. Houston	2-9-01
18	vs. Missouri-Kansas City	4-29-10
18	vs. UMKC	4-29-09
18	at Jacksonville State	3-16-98
18	vs. Alabama	3-21-99

#### Runs Batted In

18	vs. Mississippi State	3-28-10
15	vs. UMKC	4-29-09
15	vs. Saint Louis	2-24-08
14	Belmont	2-10-12
14	vs. Kentucky	3-31-07
13	vs. Houston	2-9-01

#### Doubles

7	at Missouri State	4-28-10
6	UT-Martin	4-14-12
5	8 times*	
	vs. UMKC	4-29-09
4	16 times*	
	vs. Jackson St.	2-26-12

#### Triples

3	vs. Centenary	3-7-99
2	10 times*	
	vs. UMKC	4-29-09

#### Home Runs

4	12 times*	
	vs. Alabama	4-28-12
3	17 times*	
	at Tulsa	4-25-12



#### Walks

13	vs. Mississippi State	3-28-10
12	vs. #24 Florida	3-25-00
9	Baylor	2-11-12
9	vs. Mississippi State	3-27-10
8	at Tulsa	4-25-12
8	Drake	3-2-12
8	at Drake	3-6-10

#### Sacrifice Flies

2	11 times*	
	Drake	3-2-12

#### Sacrifice Hits

6	at South Carolina	3-17-10
6	at Long Beach State	2-8-02
6	vs. Tulsa	4-9-97
5	6 times-*	
	at Kentucky	3-20-10

#### Stolen Bases

6	vs. Kentucky	4-23-05
6	vs. Loyola Marymount	3-13-99
5	7 times*	
	vs. Texas-San Antonio	2-16-07

#### Innings Pitched

19.0	vs Alabama	3-21-99
12.0	at #19 South Carolina	4-15-00
12.0	vs UC Santa Barbara	2-27-98
11.0	5 times*	
	vs #7 Oklahoma	5-17-09

#### Strikeouts

16	vs Marshall	4-9-04
15	vs Texas-San Antonio	2-16-07
15	vs Louisiana-Monroe	2-26-05
15	vs Auburn	3-13-04
15	vs Wichita State	3-3-01

#### Batters Faced

86	vs Alabama	3-21-99
53	vs UC Santa Barbara	2-27-98
52	vs Oklahoma	5-16-09
49	at #19 South Carolina	4-15-00
47	Kentucky	4-27-03

#### Strikeouts Looking

6	at Florida	3-25-06
6	vs Northern Illinois	2-21-04
6	vs FIU	3-2-01
6	at Mississippi	5-4-00
6	at Hofstra	3-7-97

#### Chances

86	vs Alabama	3-21-99
57	at #19 South Carolina	3-15-00
55	vs UC Santa Barbara	2-27-98
50	at FIU	1-31-02
50	vs #24 Tennessee	5-15-99

#### Putouts

56	vs Alabama	3-21-99
36	at #19 South Carolina	4-15-00
36	vs UC Santa Barbara	2-27-98
33	5 times*	
	vs #7 Oklahoma	5-17-08

#### Assists

37	vs Mississippi	5-4-05
27	vs Alabama	3-21-99
19	at #19 South Carolina	4-15-00
18	5 times*	
	vs Texas A&M	2-15-02

#### Errors

7	at Missouri State	3-8-00
7	vs Loyola Marymount	3-12-99
7	vs Auburn	4-3-98
6	3 times*	
	vs #21 Stanford	2-18-00

#### Double Plays

4	vs Alabama	3-21-99
3	at Mississippi	3-21-06
2	35 times*	
	vs. Iowa State	3-6-10







## Season Records - Individual

### Batting AvG.

(Min. 100 AB)	
1. Jessica Bachkora (2010)	.373
2. Devon Wallace (2012)	.367
3. Rachel LeMaster (2005)	.363
4. Brett Erickson (2000)	.352
5. Kim Eiben (2003)	.345
6. Kayla Johnson (2008)	.338
7. Clarisa Navarro (2012)	.337
8. Becca Carden (2011)	.335
9. Whitney Cloer (2009)	.335
10. Kim Bryant (1997)	.326
Jen Cirigliano (1997)	.326

### Slugging Pct.

(Min 100 AB)	
1. Jessica Bachkora (2010)	.740
2. Devon Wallace (2012)	.733
3. Whitney Cloer (2009)	.627
4. Miranda Dixon (2008)	.623
5. Miranda Dixon (2010)	.606
6. Amanda Geile (2012)	.596
7. Clarisa Navarro (2012)	.582
8. Sandra Smith (2010)	.552
9. Becca Carden (2011)	.551
10. Kayla Johnson (2008)	.538

### On-Base Pct.

(Min 100 AB)	
1. Devon Wallace (2012)	.548
2. Jessica Bachkora (2010)	.500
3. Miranda Dixon (2010)	.470
4. Sandra Smith (2010)	.434
5. Miranda Dixon (2008)	.427
6. Whitney Cloer (2009)	.412
7. Brett Erickson (2000)	.406
8. Kim Eiben (2003)	.405
9. Rachel LeMaster (2005)	.399
10. Courtney Breault (2011)	.397

### Stolen Base Pct.

(Min. 10 Attempts)	
1. Mindy O'Malley (2005)	.929
2. Dana Gulick (1999)	.917
3. Becca Carden (2011)	.909
4. Jessica Bachkora (2009)	.900
5. Rachel LeMaster (2005)	.871
6. Allie Benish (2004)	.867
7. Andy Wharton (2000)	.857
8. Dana Gulick (2000)	.850
9. Tiffany Woolley (2002)	.846
10. Sheri Wahrmond (1999)	.842

### Games Played

1. Dana Gulick (2000)	75
Erin Stokey (2000)	75
Danica White (2000)	75
Jen Cirigliano (1999)	75
Brett Erickson (1999)	75
Dana Gulick (1999)	75
Tiffany Woolley (1999)	75
8. Jen Cirigliano (2000)	74
Danica White (1999)	74
10. Sheri Wahrmond (2000)	73

### Games Started

1. Danica White (2000)	75
Brett Erickson (1999)	75
Tiffany Woolley (1999)	75
4. Jen Cirigliano (2000)	74
Dana Gulick (2000)	74
Jen Cirigliano (1999)	74

Danica White (1999)	74
8. Erin Stokey (2000)	73
Dana Gulick (1999)	73
10. Brett Erickson (2000)	71

### At-Bats

1. Dana Gulick (1999)	235
2. Erin Stokey (2000)	231
3. Brett Erickson (2000)	227
4. Brett Erickson (1999)	223
Tiffany Woolley (1999)	223
6. Danica White (2000)	220
7. Blaire Perry (2002)	216
8. Dana Gulick (2000)	214
9. Rachel LeMaster (2007)	211
10. Kayla Johnson (2008)	210

### Runs Scored

1. Jessica Bachkora (2010)	62
2. Kayla Johnson (2008)	53
3. Jessica Bachkora (2008)	42
4. Devon Wallace (2012)	39
5. Dana Gulick (1999)	39
6. Dana Gulick (2000)	37
7. Miranda Dixon (2008)	35
Dana Gulick (1998)	35
9. Clarisa Navarro (2012)	34
10. Jessica Bachkora (2009)	32
Kayla Johnson (2009)	32
Mindy O'Malley (2005)	32

### Hits

1. Brett Erickson (2000)	80
2. Rachel LeMaster (2005)	73
Dana Gulick (1999)	73
4. Kayla Johnson (2008)	71
5. Blaire Perry (2002)	67
6. Jessica Bachkora (2010)	66
7. Danica White (2000)	65
8. Dana Gulick (2000)	63
9. Clarissa Navarro (2012)	62
Brett Erickson (1999)	62
Tiffany Woolley (1999)	62

### Doubles

1. Brett Erickson (2000)	21
2. Jessica Bachkora (2010)	18
3. Danica White (2000)	16
4. Miranda Dixon (2008)	15
5. Kim Eiben (2003)	14
6. Whitney Cloer (2009)	13
Kayla Johnson (2008)	13
8. Jessica Bachkora (2009)	12
Kallie Foglesong (2005)	12



Courtney Mitchell (2002)	12
Brett Erickson (1999)	12
Jen Cirigliano (1999)	12

### Triples

1. Jessica Bachkora (2007)	5
2. Dayna Huckabee (2008)	4
Dayna Huckabee (2007)	4
Danica White (2002)	4
Sheri Wahrmond (1999)	4
Sheri Wahrmond (1998)	4
Kim Bryant (1997)	4
8. 9 times*	
Becca Carden (2011)	3

### Home Runs

1. Devon Wallace (2012)	15
Jessica Bachkora (2010)	15
3. Sandra Smith (2008)	14
4. Miranda Dixon (2008)	13
5. Miranda Dixon (2010)	12
6. Miranda Dixon (2009)	11
7. Clarisa Navarro (2012)	10
Whitney Cloer (2009)	10
Samantha Buckner (2008)	10
10. Jennifer Rambo (2012)	9
Sandra Smith (2010)	9
Kayla Johnson (2008)	9

### Grand Slams

1. 6 times*	
Samantha Buckner (2008)	1
Sandra Smith (2008)	1

### Runs Batted In

1. Sandra Smith (2010)	50
2. Miranda Dixon (2008)	47
3. Sandra Smith (2008)	45
4. Miranda Dixon (2010)	44
5. Miranda Dixon (2009)	40
6. Whitney Cloer (2009)	37
Kayla Johnson (2008)	37
Dayna Huckabee (2008)	37
9. Jen Cirigliano (2000)	36
10. Samantha Buckner (2008)	35

### Total Bases

1. Jessica Bachkora (2010)	131
2. Miranda Dixon (2008)	114
3. Kayla Johnson (2008)	113
4. Devon Wallace (2012)	110
5. Clarisa Navarro (2012)	107
6. Brett Erickson (2000)	106
7. Whitney Cloer (2009)	101
8. Sandra Smith (2010)	95
9. Miranda Dixon (2010)	94
8. Sandra Smith (2008)	92
9. Samantha Buckner (2008)	91
10. Danica White (2000)	90

### Walks

1. Devon Wallace (2012)	53
2. Sandra Smith (2010)	41
3. Jessica Bachkora (2010)	37
4. Sandra Smith (2008)	32
5. Sandra Smith (2010)	29
6. Danica White (1999)	28
7. Jen Cirigliano (1999)	27
8. Sandra Smith (2009)	26
9. Miranda Dixon (2008)	25
10. Courtney Beault (2011)	23

### Sacrifice Flies

1. Courtney Breault (2011)	4
Courtney Breault (2010)	4
2. Whitney Cloer (2006)	3
Kallie Foglesong (2005)	3
Jen Cirigliano (1999)	3
5. 18 times*	
Jennifer Rambo	2

### Sacrifice Hits

1. Blaire Perry (2002)	25
2. Tiffany Woolley (1999)	17
3. Dana Gulick (2000)	16
4. Blaire Perry (2003)	15
Andy Wharton (2000)	15
6. Julie Young (2001)	14
Jen Cirigliano (2000)	14
8. Becca Carden (2010)	12
9. 4 times*	
Kayla Johnson (2006)	11
Rachel LeMaster (2006)	11

### Stolen Bases

1. Dana Gulick (1999)	33
2. Rachel LeMaster (2005)	27
3. Rachel LeMaster (2007)	22
4. Blaire Perry (2002)	20



Dana Gulick

5. Rachel LeMaster (2006)	19
6. Jessica Bachkora (2009)	18
7. Dana Gulick (2000)	17
Dana Gulick (1998)	17
9. Jessica Bachkora (2007)	16
Sheri Wahrmond (1999)	16

### Earned Run AVG.

(Min. 75 IP)	
1. Heather Schlichtman (2001)	0.93
2. Valanna Lyons (2002)	1.21
3. Rachel Talley (2000)	1.26
4. Tammy Kincaid (2000)	1.32
5. Tammy Kincaid (1999)	1.38
6. Rachel Talley (2001)	1.41
7. Heather Schlichtman (2002)	1.48
8. Heather Schlichtman (2004)	1.63
9. Tammy Kincaid (1998)	1.72
10. Rachel Talley (2002)	1.97

### OPP. Batting Avg.

(Min. 75 IP)	
1. Heather Schlichtman (2001)	.188
2. Heather Schlichtman (2002)	.190
3. Heather Schlichtman (2004)	.198
4. Rachel Talley (2002)	.217
Tammy Kincaid (2000)	.217
6. Rachel Talley (2000)	.219
7. Tammy Kincaid (1999)	.224





## Season Records - Individual

8.	Rachel Talley (2001)	.226
9.	Heather Schlichtman (2003)	.228
10.	Valanna Lyons (2002)	.230

### Wins

1.	Heather Schlichtman (2001)	26
2.	Tammy Kincaid (2000)	24
3.	Tammy Kincaid (1999)	22
4.	Katy Henry (2008)	20
5.	Heather Schlichtman (2002)	19
6.	Miranda Dixon (2009)	17
7.	Rachel Talley (1999)	16
8.	Katy Henry (2006)	15
	Heather Schlichtman (2004)	15
10.	Chelsea Cohen (2012)	14
	Hope McLeMore (2010)	14
	Katy Henry (2007)	14

### Saves

1.	Tammy Kincaid (2000)	5
2.	Miranda Dixon (2009)	4
	Katy Henry (2006)	4
	Rachel Talley (2001)	4
4.	Hope McLeMore (2010)	3
	Sarah Topham (2005)	3
	Rachel Talley (2002)	3
	Jennifer Bottoms (2000)	3
	Jennifer Bottoms (1999)	3
8.	11 times*	
	Chelsea Cohen (2012)	2

### Appearances

1.	Katy Henry (2007)	51
	Tammy Kincaid (2000)	51
3.	Tammy Kincaid (1997)	48
4.	Heather Schlichtman (2001)	47
5.	Katy Henry (2008)	46
6.	Heather Schlichtman (2004)	44
	Tammy Kincaid (1999)	44
8.	Katy Henry (2006)	43
	Tammy Kincaid (1998)	43
10.	Chelsea Cohen (2012)	41
	Heather Schlichtman (2002)	41
	Rachel Talley (1999)	41

### Complete Games

1.	Tammy Kincaid (1997)	44
2.	Tammy Kincaid (1998)	30
3.	Heather Schlichtman (2004)	27
	Heather Schlichtman (2001)	27
5.	Heather Schlichtman (2002)	22
6.	Katy Henry (2007)	21
	Tammy Kincaid (2000)	21
	Tammy Kincaid (1999)	21
9.	Katy Henry (2008)	20
10.	Rachel Talley (2001)	19

### Shutouts

1.	Heather Schlichtman (2001)	11
2.	Heather Schlichtman (2002)	9
3.	Tammy Kincaid (1999)	8
4.	Katy Henry (2007)	7
	Tammy Kincaid (2000)	7
6.	Heather Schlichtman (2004)	6
7.	Katy Henry (2006)	5
8.	4 times*	
	Hope McLeMore (2010)	4

### Innings Pitched

1.	Tammy Kincaid (1997)	309.2
2.	Heather Schlichtman (2004)	266.0
3.	Heather Schlichtman (2001)	256.2
4.	Tammy Kincaid (1998)	253.0
5.	Tammy Kincaid (2000)	244.1

Tammy Kincaid (1999)	244.1
7. Katy Henry (2007)	230.1
8. Katy Henry (2008)	222.1
9. Katy Henry (2006)	218.1
10. Heather Schlichtman (2002)	212.2

### Strikeouts

1.	Heather Schlichtman (2004)	305
2.	Katy Henry (2007)	224
3.	Katy Henry (2006)	219
4.	Heather Schlichtman (2001)	203
5.	Heather Schlichtman (2002)	200
	Tammy Kincaid (1997)	200
7.	Tammy Kincaid (1999)	193
8.	Katy Henry (2008)	189
9.	Heather Schlichtman (2003)	178
	Tammy Kincaid (1998)	178

### Strikeouts Looking

1.	Heather Schlichtman (2004)	90
2.	Tammy Kincaid (1997)	74
3.	Heather Schlichtman (2002)	69
	Tammy Kincaid (1998)	69
5.	Heather Schlichtman (2001)	65
6.	Katy Henry (2007)	64
7.	Katy Henry (2006)	61
8.	Tammy Kincaid (2000)	56
9.	Heather Schlichtman (2003)	55
	Tammy Kincaid (1999)	55

### Batters Faced

1.	Tammy Kincaid (1997)	1372
2.	Tammy Kincaid (1998)	1088
3.	Heather Schlichtman (2004)	1083
4.	Tammy Kincaid (2000)	1029
5.	Katy Henry (2007)	1007
6.	Heather Schlichtman (2001)	1003
7.	Tammy Kincaid (1999)	985
8.	Katy Henry (2008)	968
9.	Katy Henry (2006)	924
10.	Miranda Dixon (2009)	873

### Fielding Pct.

(Min. 40 Chances)

1.	Stephanie Brewer (2010)	1.000
	Leslie Dixon (2008)	1.000
	Katy Henry (2008)	1.000
	Brittany Robison (2008)	1.000
	Jocelyne Moncrief (2007)	1.000
	Andy Wharton (2001)	1.000
7.	Sandra Smith (2010)	.995
	Danica White (1999)	.995
8.	Whitney Cloer (2008)	.994
	Shana Easley (2004)	.994
	Lisa Nieman (2003)	.994

### Chances

1.	Jen Cirigliano (1999)	618
2.	Kim Eiben (2002)	553
3.	Kim Eiben (2000)	515
4.	Jennifer Bottoms (2001)	486
5.	Shana Easley (2004)	465
6.	Jen Cirigliano (2000)	463
7.	Kris Hightower (1998)	450
8.	Kim Eiben (2003)	448
9.	Danica White (1999)	433
10.	Danica White (2002)	423

### Putouts

1.	Jen Cirigliano (1999)	552
2.	Kim Eiben (2002)	511
3.	Kim Eiben (2000)	471
4.	Jennifer Bottoms (2001)	450
5.	Shana Easley (2004)	419
6.	Kim Eiben (2003)	416
7.	Kris Hightower (1998)	404
8.	Danica White (1999)	389
9.	Jen Cirigliano (2000)	384
10.	Samantha Buckner (2008)	382



Heather Schlichtman



## Season Records - Team

### Batting AVG.

1.	.267	(461-1726)	2008
2.	.257	(458-1781)	2002
3.	.254	(376-1478)	2010
4.	.250	(349-1396)	2009
5.	.248	(356-1435)	2012

### Slugging Pct.

1.	.434	(1726 AB)	2008
2.	.427	(1478 AB)	2010
3.	.416	(1396 AB)	2009
4.	.323	(1781 AB)	2002
5.	.322	(1311 AB)	2011

### On Base Pct.

1.	.353	(1478 AB)	2010
2.	.340	(1726 AB)	2008
3.	.330	(1396 AB)	2009
4.	.313	(1781 AB)	2002
5.	.311	(1311 AB)	2011

### Stolen Base Pct.

1.	.857	(60-70)	2005
2.	.818	(27-33)	2010
3.	.806	(54-67)	2007
4.	.795	(31-39)	2009
5.	.787	(48-61)	2011

### Games Played

1.	75	2000
	75	1999
3.	68	2002
4.	66	2008
	66	2001

### At Bats

1.	1932	2000
2.	1902	1999
3.	1781	2002
4.	1726	2008
5.	1656	2001

### Runs Scored

1.	299	2008
2.	251	2010
3.	233	1999
4.	232	2012
5.	229	2009

### Hits

1.	479	2000
2.	461	2008
3.	458	2002
4.	455	1999
5.	398	2001

### Doubles

1.	81	2000
2.	75	2008
3.	73	2010
4.	70	2009
5.	67	2012

### Triples

1.	14	1999
2.	13	2007
3.	11	1997
4.	10	2011
5.	9	2012
	9	2009
	9	2008
	9	2000

### Home Runs

1.	65	2008
2.	60	2012
3.	58	2010
4.	48	2009
5.	28	2007

### Runs Batted In

1.	267	2008
2.	214	2009
3.	208	2012
4.	190	2000
5.	176	1999

### Total Bases

1.	749	2008
2.	736	2010
3.	621	2012
4.	614	2000
5.	581	2009

### Walks

1.	202	2010
2.	196	2012
3.	162	2008
4.	151	2009
5.	146	1999

### Sacrifice Flies

1.	13	2010
2.	11	2000
	11	1999
4.	10	2005
5.	9	1998

### Sacrifice Hits

1.	97	2000
2.	96	2002
3.	91	2001
4.	86	1999
5.	65	2003

### Stolen Bases

1.	97	(97-126)	1999
2.	69	(69-100)	2002
3.	60	(60-70)	2005
4.	58	(58-83)	2004
5.	56	(56-80)	2000

### Earned Run Avg.

1.	1.18	(449.1 IP)	2001
2.	1.49	(522.1 IP)	2000
3.	1.57	(475.2 IP)	2002
4.	1.75	(526.2 IP)	1999
5.	1.94	(407.1 IP)	1998

### Opp. Batting Avg.

1.	.208	(475.2 IP)	2002
	.208	(449.1 IP)	2001
3.	.226	(522.1 IP)	2000
4.	.229	(409.1 IP)	2004
5.	.237	(526.2 IP)	1999

### Walks Allowed

(Per 7 Innings)			
1.	1.22	(526.2 IP)	1999
2.	1.32	(449.1 IP)	2001
3.	1.39	(382.1 IP)	1997
4.	1.56	(407.1 IP)	1998
5.	1.64	(417.1 IP)	2007

### Strikeouts

(Per 7 Innings)			
1.	6.86	(409.1 IP)	2004
2.	6.27	(418.2 IP)	2006
3.	6.24	(475.2 IP)	2002
4.	6.18	(436.0 IP)	2008
5.	5.97	(417.1 IP)	2007

### Wins

1.	46	(46-29)	1999
2.	44	(44-31)	2000
3.	39	(39-28)	2002
4.	37	(37-29)	2008
5.	36	(36-30)	2001

### Saves

1.	8	2000
2.	7	2002
	7	1999
4.	6	2001
5.	5	2008
	5	2005

### Complete Games

1.	54	1997
2.	46	2001
	46	1998
4.	40	2000
5.	38	2002

### Shutouts

1.	21	2001
2.	17	1999
3.	16	2002
4.	14	2000
5.	12	2006

### Innings Pitched

1.	526.2	1999
2.	522.1	2000
3.	475.2	2002
4.	449.1	2001
5.	436.0	2008

### Strikeouts

1.	424	2002
2.	415	1999
3.	401	2004
4.	385	2008
5.	375	2006

### Strikeouts Looking

1.	123	2004
2.	121	2002
3.	110	2003
4.	101	2000
5.	99	1999

### Batters Faced

1.	2201	2000
2.	2178	1999
3.	1947	2002
4.	1928	2008
5.	1880	2007

### Fielding Pct.

1.	.966	2001
2.	.965	2010
3.	.964	2002
4.	.962	2012
5.	.959	2006

### Chances

1.	2496	2000
2.	2477	1999
3.	2148	2002
4.	2144	2001
5.	1913	1998

### Putouts

1.	1579	1999
2.	1567	2000
3.	1427	2002
4.	1348	2001
5.	1308	2008

### Assists

1.	803	2000
2.	792	1999
3.	724	2001
4.	643	2002
5.	598	1997



Dana Gulick





## Career Records - Individual

### Batting Avg.

(Min. 200 AB)

1.	.300	Jessica Bachkora (227-756)	2007-10
2.	.296	Rachel LeMaster (219-741)	2004-07
3.	.294	Brett Erickson (184-625)	1997, 99-00
4.	.292	Dana Gulick (215-737)	1997-00
5.	.288	Jen Cirigliano (218-757)	1997-00
6.	.285	Miranda Dixon (139-504)	2007-10
7.	.284	Blair Perry (189-665)	2002-06
8.	.278	Danica White (224-807)	1999-02
9.	.271	Whitney Cloer (164-606)	2006-09
10.	.269	Kim Eiben (176-655)	2000-03

### Slugging Pct.

(Min. 200 AB)

1.	.537	Miranda Dixon (659 AB)	2007-10
2.	.471	Jessica Bachkora (756 AB)	2007-10
3.	.456	Sandra Smith (583 AB)	2006-10
4.	.452	Whitney Cloer (606 AB)	2006-09
5.	.416	Sandra Smith (411 AB)	2006-10
6.	.408	Dayna Huckabee (677 AB)	2005-08
	.408	Courtney Mitchell (343 AB)	2001-02
8.	.390	Kayla Johnson (666 AB)	2006-09
	.390	Jen Cirigliano (757 AB)	1997-00
10.	.376	Brett Erickson (625 AB)	1997, 99-00

### On-Base Pct.

(Min. 200 AB)

1.	.391	Miranda Dixon (659 AB)	2007-10
2.	.384	Jessica Bachkora (756 AB)	2007-10
3.	.372	Sandra Smith (583 AB)	2006-10
4.	.363	Jen Cirigliano (757 AB)	1997-00
5.	.357	Brett Erickson (625 AB)	1997, 99-00
6.	.353	Danica White (807 AB)	1999-02
7.	.340	Dana Gulick (737 AB)	1997-00
8.	.332	Whitney Cloer (606 AB)	2006-09
9.	.331	Rachel LeMaster (741 AB)	2004-07
10.	.329	Kim Eiben (655 AB)	2000-03

### Stolen Base Pct.

(Min. 20 Attempts)

1.	.851	Jessica Bachkora (57-67)	2007-10
2.	.849	Dana Gulick (73-86)	1997-00
3.	.844	Tiffany Woolley (27-32)	1999-02
4.	.792	Julie Young (19-24)	2000-03
5.	.760	Mindy O'Malley (38-50)	2003-06
6.	.760	Andy Wharton (38-50)	1999-02
7.	.758	Rachel LeMaster (75-99)	2004-07
8.	.683	Blair Perry (56-82)	2002-06
9.	.677	Sheri Wahrmond (21-31)	1998-00
10.	.640	Zenobia Davison (16-25)	2002-05

### Games Played

1.	280	Danica White	1992-02
2.	269	Tiffany Woolley	1999-02
3.	266	Blair Perry	2002-06
	266	Jen Cirigliano	1997-00
5.	260	Andy Wharton	1999-02
6.	251	Kim Eiben	2000-03
7.	250	Dana Gulick	1997-00
8.	246	Dayna Huckabee	2005-08
9.	243	Rachel LeMaster	2004-07
10.	241	Jessica Bachkora	2007-10

### Games Started

1.	277	Danica White	1999-02
2.	265	Jen Cirigliano	1997-00
3.	244	Dayna Huckabee	2005-08
	244	Tiffany Woolley	1999-02
5.	240	Dana Gulick	1997-00
	240	Jessica Bachkora	2007-10
7.	239	Rachel LeMaster	2004-07
8.	236	Miranda Dixon	2007-10

9.	231	Kim Eiben	2000-03
10.	229	Blair Perry	2002-06

### At-Bats

1.	807	Danica White	1999-02
2.	757	Jen Cirigliano	1997-00
3.	756	Jessica Bachkora	2007-10
4.	741	Rachel LeMaster	2004-07
5.	737	Dana Gulick	1997-00
6.	677	Dayna Huckabee	2005-08
7.	666	Kayla Johnson	2006-09
8.	666	Tiffany Woolley	1999-02
9.	665	Blair Perry	2002-06
10.	659	Miranda Dixon	2007-10

### Runs Scored

1.	166	Jessica Bachkora	2007-10
2.	124	Kayla Johnson	2006-09
3.	119	Dana Gulick	1997-00
4.	104	Jessica Bachkora	2007-10
5.	86	Blair Perry	2002-06
6.	83	Dayna Huckabee	2005-08
7.	82	Mindy O'Malley	2003-06
8.	77	Rachel LeMaster	2004-07
9.	76	Tiffany Woolley	1999-02
10.	75	Danica White	1999-02

### Hits

1.	227	Jessica Bachkora	2007-10
2.	224	Danica White	1999-02
3.	219	Rachel LeMaster	2004-07
4.	218	Jen Cirigliano	1997-00
5.	215	Dana Gulick	1997-00
6.	189	Blair Perry	2002-06
7.	188	Miranda Dixon	2007-10
8.	184	Brett Erickson	1997, 99-00
9.	176	Kim Eiben	2000-03
10.	172	Kayla Johnson	2006-09

### Doubles

1.	48	Jessica Bachkora	2007-10
2.	40	Danica White	1999-02
3.	39	Kim Eiben	2000-03
4.	39	Jen Cirigliano	1997-00
5.	35	Miranda Dixon	2007-10
	35	Brett Erickson	1997, 99-00
7.	31	Kayla Johnson	2006-09
8.	30	Jessica Bachkora	2007-10
	30	Dayna Huckabee	2005-08
10.	26	Whitney Cloer	2006-09

### Triples

1.	12	Dayna Huckabee	2005-08
2.	10	Sheri Wahrmond	1998-00
3.	9	Jessica Bachkora	2007-10
4.	7	Danica White	1999-02



5.	6	Whitney Cloer	2006-09
6.	5	Mindy O'Malley	2003-06
	5	Brett Erickson	1997, 99-00
8.	4	Multiple times*	

### Home Runs

1.	43	Miranda Dixon	2007-10
2.	29	Sandra Smith	2006-10
3.	24	Whitney Cloer	2006-09
4.	21	Jessica Bachkora	2007-10
5.	20	Dayna Huckabee	2005-08
6.	17	Kayla Johnson	2006-09
7.	15	Devon Wallace	2012-Pres.
8.	14	Samantha Buckner	2005-08
9.	12	Jen Cirigliano	1997-00
10.	11	Brittany Robison	2007-10

### Runs Batted in

1.	147	Miranda Dixon	2007-10
2.	120	Jen Cirigliano	1997-00
3.	118	Sandra Smith	2006-10
4.	105	Dayna Huckabee	2005-08
5.	101	Whitney Cloer	2006-09
6.	98	Kayla Johnson	2006-09
7.	95	Danica White	1999-02
8.	81	Jessica Bachkora	2007-10
9.	73	Kim Eiben	2000-03
10.	70	Julie Young	2000-03

### Total Bases

1.	356	Jessica Bachkora	2007-10
2.	354	Miranda Dixon	2007-10
3.	295	Jen Cirigliano	1997-00
4.	293	Danica White	1999-02
5.	276	Dayna Huckabee	2005-08
6.	274	Whitney Cloer	2006-09
7.	266	Sandra Smith	2006-10
8.	260	Kayla Johnson	2006-09
9.	238	Dana Gulick	1997-00
10.	235	Brett Erickson	1997, 99-00

### Walks

1.	103	Sandra Smith	2006-10
2.	96	Miranda Dixon	2007-10
3.	85	Jessica Bachkora	2007-10
4.	82	Danica White	1999-02
5.	70	Jen Cirigliano	1997-00
6.	56	Kayla Johnson	2006-09
7.	53	Devon Wallace	2012-Pres.
7.	49	Dana Gulick	1997-00
	49	Brett Erickson	1997, 99-00
9.	48	Aly Sarti	1997-00
10.	47	Whitney Cloer	2006-09

### Sacrifice Flies

1.	7	Jen Cirigliano	1997-00
2.	6	Sheri Wahrmond	1998-00
3.	5	Whitney Cloer	2006-09
	5	Aly Sarti	1997-00
5.	4	Courtney Breault	2010-pres.
	4	Miranda Dixon	2007-10
	4	Dayna Huckabee	2005-08
	4	Kallie Foglesong	2004-06
	4	Kim Eiben	2000-03
	4	Brett Erickson	1997, 99-00

### Sacrifice Hits

1.	53	Blair Perry	2002-06
2	45	Tiffany Woolley	1999-02
3.	38	Julie Young	2000-03
4.	37	Andy Wharton	1999-02
5.	32	Dana Gulick	1997-00
6.	31	Jen Cirigliano	1997-00



## Career Records - Individual

7.	26	Mindy O'Malley	2003-06
8.	25	Rachel LeMaster	2004-07
	25	Kim Eiben	2000-03
10	24	Nicole Deeter	2001-03

**Stolen Bases**

1.	75	Rachel LeMasters (75-99)	2004-07
2.	73	Dana Gulick (73-86)	1997-00
3.	57	Jessica Bachkora	2007-10
4.	56	Blaire Perry (56-82)	2002-06
5.	38	Mindy O'Malley (38-50)	2003-06
	38	Andy Wharton (38-50)	1999-02
7.	27	Tiffany Woolley (27-32)	1999-02
8.	21	Sheri Wahrmond (21-31)	1998-00
9.	19	Julie Young (19-24)	2000-03
10.	16	Zenobia Davison (16-25)	2002-05

**Earned Run AVG.**

(Min. 150 IP)

1.	1.59	Heather Schlichtman (930.2 IP)	2001-04
2.	1.66	Rachel Talley (686.1 IP)	1999-02
3.	1.90	Tammy Kincaid (1051.1 IP)	1997-00
4.	2.43	Jennifer Bottoms (374.0 IP)	1998-01
5.	3.01	Hope McLemore (153.2 IP)	2010-pres.
6.	3.04	Valanna Lyons (375.0 IP)	2002-05
7.	3.07	Katy Henry (820.2 IP)	2005-08
8.	3.13	Blaire Perry (203.1 IP)	2002-06
9.	3.42	Sarah Topham (172.0 IP)	2004-06
10.	3.43	Miranda Dixon (493.2 IP)	2007-10

**Opp. Batting Avg.**

(Min. 150 IP)

1.	.200	Heather Schlichtman (930.2 IP)	2001-04
2.	.225	Rachel Talley (686.1 IP)	1999-02
3.	.235	Tammy Kincaid (1051.1 IP)	1997-00
4.	.256	Hope McLemore (123.2 IP)	2010-pres.
5.	.261	Blaire Perry (203.1 IP)	2002-06
6.	.265	Katy Henry (820.2 IP)	2005-08
7.	.268	Valanna Lyons (375.0 IP)	2002-05
8.	.272	Jennifer Bottoms (374.0 IP)	1998-01
9.	.275	Kim Jones (220.0 IP)	2008-2011
10.	.276	Sarah Topham (172.0 IP)	2004-06

**Walks Allowed**

(Per 7 Innings)

1.	1.22	Rachel Talley (686.1 IP)	1999-02
2.	1.40	Tammy Kincaid (1051.1 IP)	1997-00
3.	1.72	Katy Henry (820.2 IP)	2005-08
4.	1.76	Miranda Dixon (493.2 IP)	2007-10
5.	1.91	Jennifere Bottoms (374.0 IP)	1998-01
6.	2.03	Heather Schlichtman (930.2 IP)	2001-04
7.	2.55	Hope McLemore (153.2 IP)	2010-pres.
8.	2.66	Layne McGuirt (161.1 IP)	2008-2011
9.	3.24	Blaire Perry (203.1 IP)	2002-06
10.	3.36	Valanna Lyons (375.0 IP)	2002-05
9.	3.70	Sarah Topham (172.0 IP)	2004-06
10.	4.33	Kim Jones (1902. IP)	2008-2011

**Strikeouts**

(Per 7 Innings)

1.	6.66	Heather Schlichtman (930.2 IP)	2001-04
2.	6.45	Katy Henry (820.2 IP)	2005-08
3.	6.38	Hope McLemore (153.2 IP)	2010-pres.
4.	6.20	Rachel Talley (686.1 IP)	1999-02
5.	5.27	Miranda Dixon (493.2 IP)	2007-10
6.	5.15	Kim Jones (220.0 IP)	2008-2011
7.	5.14	Layne McGuirt (163.1 IP)	2008-2011
8.	5.08	Valanna Lyons (375.0 IP)	2002-05
9.	4.99	Blaire Perry (203.1 IP)	2002-06
10.	4.96	Tammy Kincaid (1051.1 IP)	1997-00

**Wins**

1.	73	Heather Schlichtman (73-67)	2001-04
2.	72	Tammy Kincaid (72-80)	1997-00
3.	56	Katy Henry (56-68)	2005-08
4.	52	Rachel Talley (52-50)	1999-02
5.	35	Miranda Dixon (35-45)	2007-10
6.	23	Jennifer Bottoms (23-28)	1998-01
7.	22	Valanna Lyons (22-38)	2002-05
8.	14	Hope McLemore (14-13)	2010-pres.
	14	Kim Jones (13-15)	2008-2011
10.	10	Blaire Perry (10-14)	2002-6

**Saves**

1.	9	Katy Henry	2005-08
	9	Rachel Talley	1999-02
	9	Tammy Kincaid	1997-00
4.	7	Miranda Dixon	2007-10
5.	6	Heather Schlichtman	2001-04
	6	Jennifer Bottoms	1998-01
7.	4	Valanna Lyons	2002-05
8.	3	Hope McLemore	2010-pres.
	3	Sarah Topham	2004-06
10.	1	Layne McGuirt	2008-2011
	1	Kim Jones	2008-2011
	1	Kelly Ninemire	2005

**Appearances**

1.	186	Tammy Kincaid	1997-00
2.	180	Katy Henry	2005-08
3.	169	Heather Schlichtman	2001-04
4.	151	Rachel Talley	1999-02
5.	118	Miranda Dixon	2007-10
5.	93	Valanna Lyons	2002-05
6.	92	Jennifer Bottoms	1998-01
8.	65	Layne McGuirt	2008-2011
9.	60	Kim Jones	2008-2011
10.	51	Blaire Perry	2002-06

**Complete Games**

1.	116	Tammy Kincaid	1997-00
2.	94	Heather Schlichtman	2001-04
3.	70	Katy Henry	2005-08
4.	51	Rachel Talley	1999-02
5.	30	Jennifer Bottoms	1998-01
6.	29	Miranda Dixon	2007-10
7.	25	Valanna Lyons	2002-05
8.	11	Kim Jones	2008-2011
	11	Blaire Perry	2002-06
10.	10	Gretchen Thompson	1997

**Shutouts**

1.	26	Heather Schlichtman	2001-04
2.	19	Tammy Kincaid	1997-00
3.	15	Katy Henry	2005-08
	15	Rachel Talley	1999-02
5.	9	Jennifer Bottoms	1998-01
6.	6	Miranda Dixon	2007-10
7.	3	Kim Jones	2008-2011
	3	Blaire Perry	2002-06
	3	Kayce Odle	2006
	3	Valanna Lyons	2002-05

**Innings Pitched**

1.	1051.1	Tammy Kincaid	1997-00
2.	930.2	Heather Schlichtman	2001-04
3.	820.2	Katy Henry	2005-08
4.	686.1	Rachel Talley	1999-02
5.	493.2	Miranda Dixon	2007-10
6.	375.0	Valanna Lyons	2002-05
7.	374.0	Jennifer Bottoms	1998-01
8.	220.0	Kim Jones	2008-2011
9.	203.1	Blaire Perry	2002-06
10.	172.0	Sarah Topham	2004-06

**Stikeouts**

1.	886	Heather Schlichtman	2001-04
2.	756	Katy Henry	2005-08
3.	745	Tammy Kincaid	1997-00
4.	608	Rachel Talley	1999-02
5.	372	Miranda Dixon	2007-10
6.	272	Valanna Lyons	2002-05
7.	188	Jennifer Bottoms	1998-01
8.	162	Kim Jones	2008-2011
9.	145	Blaire Perry	2002-06
10.	140	Hope McLemore	2010-pres.

**Strikeouts Looking**

1.	279	Heather Schlichtman	2001-04
2.	254	Tammy Kincaid	1997-00
3.	188	Katy Henry	2005-08
4.	98	Rachel Talley	1999-02
5.	94	Valanna Lyons	2002-05
6.	81	Miranda Dixon	2007-10
7.	64	Jennifer Bottoms	1998-01
8.	42	Kim Jones	2008-2011
9.	37	Sarah Topham	2004-06
10.	36	Hope McLemore	2010-pres.

**Batters Faced**

1.	4474	Tammy Kincaid	1997-00
2.	3799	Heather Schlichtman	2001-04
3.	3553	Katy Henry	2005-08
4.	2787	Rachel Talley	1999-02
5.	2577	Miranda Dixon	2007-10
6.	1718	Valanna Lyons	2002-05
7.	1657	Jennifer Bottoms	1998-01
8.	1074	Kim Jones	2008-2011
9.	931	Blaire Perry	2002-06
10.	809	Sarah Topham	2004-06

**Fielding Pct.**

(Min 80 Chances)

1.	1.000	Stephanie Brewer (140-6-0)	2010-2011.
2.	.992	Lisa Nieman (222-31-2)	2002-03
3.	.989	Danica White (1302-162-16)	1999-02
4.	.985	Leslie Dixon (158-23-2)	2008-2011
	.985	Emily Jones (78-6-1)	2008-10
	.985	Whitney Cloer (875-63-9)	2006-09
	.985	Samantha Buckner (1150-82-19)	2005-08
	.985	Shana Easley (1233-108-21)	2003-06
9.	.979	Kim Eiben (1563-99-35)	2000-03
10.	.978	Kim Bryant (327-25-8)	1997

**Chances**

1.	1697	Kim Eiben	2000-03
2.	1682	Jen Cirigliano	1997-00
3.	1480	Danica White	1999-02
4.	1362	Shana Easley	2003-06
5.	1251	Samantha Buckner	2005-08
6.	1241	Whitney Cloer	2006-09
7.	930	Sandra Smith	2006-10
8.	908	Tiffany Woolley	1999-02
9.	841	Aly Sartini	1997-00
10.	817	Dayna Huckabee	2005-08



# RAZORBACKS

## 2013



### Putouts

1.	1563	Kim Eiben	2000-03
2.	1412	Jen Cirigliano	1997-00
3.	1302	Danica White	1999-02
4.	1233	Shana Easley	2003-06
5.	1150	Samantha Buckner	2005-08
6.	1122	Whitney Cloer	2006-09
7.	663	Sandra Smith	2006-10
8.	607	Kris Hightower	1997-99
9.	512	Jennifer Bottoms	1998-01
10.	404	Kayla Johnson	2006-09

### Assists

1.	558	Tiffany Woolley	1999-02
2.	458	Brett Erickson	1997, 99-00
3.	400	Aly Sartini	1997-00
4.	367	Dayna Huckabee	2005-08
5.	347	Blaire Perry	2002-06
6.	339	Tammy Kincaid	1997-00
7.	306	Heather Schlichtman	2001-04
8.	291	Kayla Johnson	2006-09
9.	257	Cortney Mitchell	2001-02
10.	246	Sandra Smith	2006-10


### Double Plays Turned

1.	42	Kim Eiben	2000-03
2.	33	Aly Sartini	1997-00
3.	32	Jen Cirigliano	1997-00
4.	31	Sandra Smith	2006-10
5.	30	Samantha Buckner	2005-08
6.	29	Tiffany Woolley	1999-02
7.	28	Jennifer Bottoms	1998-01
8.	25	Dayna Huckabee	2005-08
9.	25	Cortney Mitchell	2001-02
10.	23	Brett Erickson	1997, 99-00

## HISTORICAL ARKANSAS TEAMS

### 1997 Razorbacks

The 1997 Arkansas softball squad was the inaugural Razorback team. The first senior class from that team also became the first to reach the NCAA Tournament in 2000. Several members of that inaugural team are still scattered throughout the Razorback record books, including former assistant coach Aly Sartini.



**Front Row (L-R):** Trainer Tom Caruso, Lane Davis, Crystal Richardson, Brett Erickson, Katy Skaife, Christy Ralph and trainer Katy Morrison. **Second Row:** Lisa Flores, Augrista Belford, Robin Alpe, Tammy Kincaid, Gretchen Thompson, Dana Gulick and Kris Hightower. **Third Row:** Kim Bryant, Aly Sartini, Assistant Coach Eileen Schmidt, Head Coach Carie Dever-Boaz, Assistant Coach Rich Apodaca, Jen Cirigliano and Head Trainer Julie Cain.

### 2000 Razorbacks

The Razorbacks of 2000 were the first to make an NCAA Regional appearance in Norman, Okla., after facing 10 top-25 teams during the season.







## Letterwinners List

### A

Alpe, Robin	1997-98
Atkins, Ruth	2003

### B

Bachkora, Jessica	2007-10
Bass, Alyssa	2012
Baze, Brandy	2006-09
Beasley, Kimmy	2012
Belford, Augrista	1997
Benish, Allie	2003-04
Bisaccia, Michele	2003-04
Bottoms, Jennifer	1998-2001
Breault, Courtney	2010-11
Brewer, Stephanie	2010-11
Bronkey, Sierra	2012
Bryant, Kim	1997
Buckner, Samantha	2005-08

### C

Caldwell, Amanda	2008-11
Carden, Becca	2010-11
Carter, Ashley	2003-05
Chisom, Lauren	2008-10
Cicioni, Hannah	2008-09
Cirigliano, Jennifer	1997-2000
Clampitt, Ciara	2012
Clark, Morgan	2012
Cloer, Whitney	2006-09
Cohen, Chelsea	2010-2012

### D

Daniel, Allison	1998-1999
Davison, Zenobia	2002-05
Deeter, Nicole	2001-04
Dixon, Leslie	2008-11
Dixon, Miranda	2007-10

### E

Easley, Shana	2003-06
Egnor, Carrie	2006
Eiben, Kim	2000-03
Erickson, Brett	1997, 99-2000

### F

Foglesong, Kallie	2004-06
Foust, Brandy	2006-09
Flores, Lisa	1997
Freeman, Hillary	2006-09

### G

Gee, Jayme	2011-2012
Geile, Amanda	2011-2012
Griffiths, Brittany	2009-11
Gulick, Dana	1997-00

*Chelsea Cohen*



*Hope McLemore*

### H

Harney, Meagan	2006
Harrison, Katie	2012
Hendrix, Lauren	2001-03
Henry, Katy	2005-09
Henry, Kirsten	2000
Hightower, Kris	1997-98
Hill, Sarah	2003
Hubbard, Amie	2008-09
Huckabee, Dayna	2005-08
Hulsey, Teighynne	2007-10
Hunter, Stephanie	2001-04

### I

Iverson, Lauren	2008
-----------------	------

### J

James, Sami	1998
Johnson, Kayla	2006-09
Johnson, Melissa	2003-04
Johnson, Tiffany	2001
Jones, Emily	2008-2010
Jones, Kim	2008-11

### K

Kaiser, Jessica	2002
Ketcher, Linnea	2012
Kincaid, Tammy	1997-2000

### L

Landgraf, Elizabeth	1998-99
LeMaster, Rachel	2004-07
Long, Cassy	2004-06
Lyons, Valanna	2002-05

### M

Martindale, Ashley	2011-2012
McGuirt, Layne	2008-11
McLemore, Hope	2010-2012
Meza, Amber	1997-98
Mitchell, Cortney	2001-02
Moddrell, Julie	1998
Moncrief, Jocelyne	2006-09
Mort, Tori	2009-2012

### N

Navarro, Clarisa	2012
Nieman, Lisa	2002-03
Nims, Kelli	2001-02
Ninemire, Kelly	2005

### O

O'Malley, Mindy	2003-06
Odle, Kayce	2006
Oprzedek, Chloe	2011-2012

### P

Pearson, Megan	2012
Perry (Woodward), Blaire	2002-06
Perry, Lindsay	2005

### Q

Quillin, Kathy	1998-99
----------------	---------

### R

Ralph, Christy	1997-99
Rambo, Jennifer	2011-2012
Rankin, Heather	2005
Reed, Jess	2007
Reese, Maddie	2012
Richardson, Crystal	1997-98
Robison, Brittany	2007-10
Robison, Jessica	2009-2012
Roby, Linzee	2005

### S

Sartini, Aly	1997-2000
Schlichtman, Heather	2001-04
Skaife, Katy	1997-2000
Smith, Sandra	2006-10
Southmayd, Barbara-Jean	2003-05
Stokey, Erin	2000-02
Stunkard, Kristin	2003
Sullivan, Andrea	2012
Summerford, Amanda	2010-2012
Swan, Candice	2003-04

### T

Talley, Rachel	1999-2002
Thompson, Gretchen	1997
Topham, Sarah	2004-05
Tyree, Amy	1998

### V

Van De Pol, Brea	2010-11
------------------	---------

### W

Waddle, Jessica	2007-10
Wahrmund, Sheri	1998-2000
Wallace, Devon	2012
Wells, Lindsey	2010-11
Wharton, Andy	1999-2002
White (Howlett), Danica	1999-2002
Woolley, Tiffany	1999-2002

### Y

Young, Julie	2000-03
--------------	---------

*Tori Mort*





# RAZORBACKS

## 2013



INTRO

THE TEAM

OPPONENTS

HISTORY

RECORDS

U OF A



Founded in 1871, The University of Arkansas is the flagship institution of the University of Arkansas System. Located in Fayetteville in Arkansas' northwest corner, the U of A is the state's foremost partner and resource for education and economic development.

The U of A offers 213 baccalaureate, master's, doctoral, professional and specialist degree programs. In keeping with its status as Arkansas' land-grant university, the U of A has a 140-year-old mandate to educate, to conduct basic and applied research, and to extend knowledge and resources to the people of Arkansas and beyond through public engagement and service. The Carnegie Foundation for the Advancement of Teaching recently classified the U of A as a national research university with a very high level of research activity, based on the number of doctoral degrees awarded, research grants received, and other factors. The U of A is the only Arkansas institution with such a ranking and is among just 108 institutions in the United States (out of 4,633) to have received that classification.

The U of A has enormous influence over Arkansans' social, cultural, and recreational life, especially the widespread passion for the university's athletics teams, the Arkansas Razorbacks. The U of A's location in northwest Arkansas is viewed as one of the university's strongest attributes. Fayetteville is widely recognized as one of the best college communities in the U.S. The city's Dickson Street district abuts the U of A campus and features scores of restaurants, shops, and entertainment venues. Northwest Arkansas is a vibrant economic region with a national reputation for its high quality of life.

Three of the U.S.'s largest corporations have their world headquarters in the region: Tyson Foods, J.B. Hunt Transportation, and the world's largest retailer, Walmart, Inc. Because of their presence, many other corporations have established primary or secondary headquarters in Northwest Arkansas. Their close proximity to the U of A campus, along with their executives' and employees' active involvement in university life, offers students and faculty exceptional opportunities for research partnerships, internships, and post-graduation employment.

The U of A boasts one of the most unique features and traditions found on any college or university campus: Senior Walk, a nearly three-mile stretch of concrete sidewalks crisscrossing campus into which the names of every U of A graduate is engraved. More than 140,000 names currently appear, grouped alphabetically by year of graduation. Senior Walk epitomizes the university's emphasis on "putting students first," a philosophy captured in its tag line, "the YOU of A."

The U of A features distinctive architecture, including its signature building, Old Main, finished in 1875. As the original administrative facility, the iconic building now houses the J. William Fulbright College of Arts and Sciences. The college is named in honor of former U of A President (and, later, U.S. Senator) J. William Fulbright, who helped

### OLD MAIN

One of the original buildings on Arkansas' campus, Old Main symbolizes the strong connection to the past and the focus upon the future which come together in the present at the University of Arkansas. Completed in 1875, Old Main stood the test of time until the mid-1980s when age and modern building codes threatened to send it to the wrecking ball as had happened to its sister building at the University of Illinois. A major fund-raising campaign by alumni totally renovated Old Main. Reopening in 1992, the building maintains the feel of a Victorian-era building with high ceilings and elaborate wooden trim. Just below the surface of the period hardwood floors, Old Main is hard-wired to the internet and built to last well into its second century.

Even with renovation, Old Main remained unfinished until 2005. One of the gifts during the Campaign for the Twenty-First Century specified the installation of a clock, originally planned for the blank faces of the south tower.

As mentioned, Old Main was built from shared plans with its counterpart on the Illinois campus, with one important difference. The north tower of Arkansas' Old Main is taller than the south tower. Legend says this was symbolic of the Civil War as the lead engineer was a northern veteran.





create the prestigious international scholarship and fellowship programs that bear his name. The U of A's distinctive Fulbright Peace Fountain, designed by architect Fay Jones, recognizes its namesake's role in promoting peaceful resolution of world conflicts.

Academically, the U of A is organized into 10 schools and colleges: the Dale Bumpers College of Agricultural, Food and Life Sciences; the College of Education and Health Professions; the College of Engineering; the J. William Fulbright College of Arts and Sciences; and the Sam M. Walton College of Business. The university also features the Fay Jones School of Architecture, the Graduate School and International Education, the Honors College, the School of Law and the Global Campus, which provides academic outreach and programs to more than 15,000 learners a year.

The U of A's total annual operating budget for FY2012 is \$528 million. Tuition and fee revenues make up the largest source of revenues, followed by an annual state appropriation. Almost 77 percent of all full-time undergraduate students receive some form of financial aid. U of A undergraduate tuition rates were ranked 38th lowest in the nation among land-grant universities, in keeping with the university's emphasis on keeping itself accessible and affordable.

In August 2011, the U of A enrolled a record 23,119 students. The student body consisted of students from all 50 states and more than 100 countries. More than 300 student organizations also exist on campus. There are plenty of things to do on- and off-campus. The HPER Center, the university's state-of-the-art recreational facility, offers a great place to climb, swim, run, lift weights, do aerobics and yoga, or play basketball. Cultural and recreational options include attending lectures, readings, and theatrical performances, shopping opportunities, and listening to live music on nearby Dickson Street.

In 2009, University Chancellor G. David Gearhart presented a long-range strategic plan that was formally endorsed by the elected leaders of the faculty, staff, and student body. The plan emphasizes a commitment to "students first," and outlines goals and strategies to ensure that all students receive the resources and support they need to achieve their academic goals. The plan also emphasizes the U of A's commitment to transparency and accountability to the people of Arkansas in its operation.

More information about the U of A may be found at [www.uark.edu](http://www.uark.edu).

## SENIOR WALK

The University of Arkansas is proud to be the last university in the nation maintaining what once was a common tradition of etching its graduates' names into the campus sidewalks. The 100,000th graduate's name went down in cement during the 1990s. The names on Senior Walk stretch over three miles of campus sidewalks.

The story of Senior Walk is a perfect example of how the University of Arkansas brings its commitment to the past together with innovations for the future. When the costs involved in hand-etching names into concrete forced numerous other universities to give up, the University of Arkansas turned to its physical plant and engineering school grads to create a one-of-a-kind computerized sandblasting machine -- the SandHog. Each summer, the SandHog roars across the front lawn of Old Main, etching the names of graduates into sidewalks.







# DR. G. DAVID GEARHART

CHANCELLOR

Dr. G. David Gearhart became the chancellor of the University of Arkansas on July 1, 2008, following 10 years of service to the university as vice chancellor for university advancement. Previously he was senior vice president of Penn State University, during which time he was named a Fulbright Scholar, studying at Oxford University in Oxford, England.

His Bachelor of Arts degree is from Westminster College in Missouri. Both his law degree and his doctor of education degree are from the University of Arkansas. He is a native of Fayetteville.

Prior to being appointed chancellor, Dr. Gearhart oversaw the Campaign for the Twenty-First Century, the most successful capital campaign in Arkansas history, which raised more than \$1 billion for academic programs.

As chancellor, Dr. Gearhart instituted the first tuition freeze in 24 years and implemented a \$220 million campus building renovation and refurbishment plan, as well as a campus-wide energy savings plan. He has also undertaken a renewed emphasis on the arts on campus, including the establishment of the "All Steinway Campus."

Dr. Gearhart has additionally implemented a major cost savings program that has already resulted in over \$29.4 million in cost reduction and savings to the flagship campus. Campus enrollment has also grown by nearly 6,000 students in the past three years to almost 25,000 students. At the same time, diversity in the student body has increased significantly.

He and his wife of more than 35 years, Jane, have two children and three grandchildren.



# DR. SHARON HUNT

FACULTY ATHLETICS REPRESENTATIVE

Chancellor G. David Gearhart appointed Dr. Sharon Hunt to be the faculty athletics representative (FAR) for the University of Arkansas in August 2010.

Dr. Hunt is the first woman and non-lawyer to hold the post. Dr. Hunt has been on the University of Arkansas faculty since 1990, and she served as the department head of the recently renamed Department of Health, Human Performance and Recreation from July 1, 1990 until June 30, 2011 except for the 2000-01 academic year, when she served as the interim dean of the College of Education and Health Professions. On June 30, 2011 Dr. Hunt stepped down as department head and returned to the faculty at the rank of Professor giving her more time to devote to the FAR position.

A high school athlete, Hunt's involvement with collegiate athletics dates back to her own college days at the University of Arkansas when she played extramural sports with the women's basketball and tennis teams prior to the enactment of Title IX.

After receiving her bachelor's and master's degrees in physical education from the university, she went on to earn a Doctor of Education degree from the University of Georgia, where she taught a variety of undergraduate courses as a graduate assistant. Upon the completion of her doctoral degree, she joined the faculty of the University of Kentucky for 13 years, where she taught both undergraduate and graduate courses and served as the graduate coordinator for the Department of Health, Physical Education and Recreation. In 1990, she and her family returned to Fayetteville.

The FAR's responsibilities lie in three broad areas: academic integrity within the athletics program, student-athlete well-being, and institutional control of the athletics program. Dr. Hunt is involved in the student-athlete advisory council on campus and chairs the Academic Credential Review Committee and Athletic's Academic Integrity Committee, and serves as an ex-officio member of the Faculty Athletics Committee. In addition, she travels to represent the University of Arkansas at various SEC and NCAA meetings.

Dr. Hunt was instrumental in establishing the graduate athletic training education program in the College of Education and Health Professions, and she has worked closely with athletics on that program. The athletics department provides support to students in the athletic training education program in the form of a stipend, books and travel to the Arkansas Athletic Trainers' Association annual meeting. Two endowed scholarships for athletic training students in honor of longtime Razorback trainers Dean Weber and the late Bill Ferrell were established through the athletics department.

Dr. Hunt has been married to David Hunt since 1973, and they have an adult son and daughter and as well as one grandson and granddaughter.



# JEFF LONG

VICE CHANCELLOR FOR INTERCOLLEGIATE ATHLETICS & DIRECTOR OF ATHLETICS

Entering his fifth full year as Vice Chancellor and Director of Athletics, Jeff Long has guided the University of Arkansas' Department of Intercollegiate Athletics through a period of unprecedented transition and gained national attention for his leadership while revitalizing a tradition-rich athletics program encompassing 19 sports and more than 460 student-athletes.

Long leads a comprehensive athletics program uniformly committed to the development of student-athletes academically, athletically and socially. A part of Chancellor G. David Gearhart's Executive Committee, Long is helping to chart the course for the future of higher education at the University of Arkansas while integrating Razorback Athletics into the campus community. In each of the past three years, Razorback Athletics has made a \$1 million gift to support the university's academic mission. The department's total support of university and student programs and initiatives includes \$1.9 million in direct funding of academic programs.

Long's leadership and unwavering commitment to the student-athletes and maintaining integrity within intercollegiate athletics has not gone unnoticed. In 2011-12, Long was named a finalist for the *SportsBusiness Journal* and *SportsBusiness Daily* Athletic Director of the Year. In the spring of 2012, the Donald W. Reynolds Foundation and longtime chairman Fred W. Smith made a gift of more than \$1.25 million to the program in recognition of Long's leadership of Razorback Athletics.

In Long's tenure, Arkansas has captured 11 conference championships and advanced to 68 post-season competitions, including the school's first Bowl Championship Series appearance in football, while drawing more than a million fans annually to campus to cheer on the Razorbacks. In 2011-12, Arkansas finished No. 20 in the Learfield Sports Directors Cup, a year-long competition ranking the nation's most successful intercollegiate athletic programs, the fourth time in the past five years the Razorbacks have finished in the nation's top 25.

In the classroom, the Razorbacks continue to set new standards including posting a student-athlete grade point average of 3.07 in 2011-12. It marked the fourth consecutive year Razorback student-athletes posted a GPA exceeding 3.0. Arkansas exceeds the national APR multi-year rate by more than 10 points in 18 sports and has seen a steady rise in graduation success rates.

Student-athlete development has also been a priority including the establishment of the Razorback Leadership Academy, the first of its kind in the Southeastern Conference. In the community, Razorback student-athletes are more active than ever volunteering more than 5,000 hours of time for more than 100 agencies, organizations and schools.

One of the nation's most active athletic directors on Twitter, Long embraces the opportunity to interact with members of the Razorback Nation whether in person or through social media.

Long was selected to replace legendary athletic director and former Razorback football coach Frank Broyles and even before he officially took the reins on Jan. 1, 2008, Arkansas announced that it would combine its previously independent men's and women's athletic programs into one combined athletic program. Long adeptly blended the men's and women's athletic departments into one unified department and established a new administrative structure.

Long has also worked tirelessly to maintain long-time relationships and to forge new relationships for the benefit of the Razorback program including extending Arkansas' relationship with War Memorial Stadium and partnering with former Razorback Jerry Jones to develop the Southwest Classic, a football series with Texas A&M played at the spectacular Cowboys Stadium.

Under Long's leadership, the program has fortified its financial standing ensuring more support for the development of student-athletes. According to the *Wall Street Journal*, Arkansas is one of only 22 self-sustaining Division I-A athletic programs in the nation. As economic indicators were beginning to point toward challenging economic times, Long signed Arkansas to a deal with IMG College to form Razorback Sports Properties that guarantees the Razorback program \$73 million during the course of the decade-long agreement. Long also negotiated an extensive all sports apparel and footwear agreement with NIKE, Inc. that will outfit all 19 Razorback sports programs through the 2014-15 season. In December 2011, *Forbes Magazine* estimated the value of the Razorback Football program at \$89 million, eighth in the nation. Arkansas saw the largest increase (59%) from the previous rankings released in 2009.

In 2010, Long moved to help meet the growing financial needs of fielding a nationally competitive all sports program. The athletic department launched the "Answer the Call" campaign through the Razorback Foundation which resulted in more than 2,600 new members and helped generate more than \$6.5 million in additional support for Razorback student-athletes.

With an eye towards the future, Long commissioned a comprehensive plan to assess the future facility needs of the program. Unveiled in October 2011, the Razorback Athletic Facilities Master Plan provided a vision and the road map for \$320 million of facility renovations and additions that will help all 19 Razorback sports remain competitive in the Southeastern Conference and nationally over the next 30 years. The first major project from the master plan, the football center, is currently being constructed with a targeted completion date in 2013.

A veteran administrator with a track record of the highest commitment to the concept of "student-athlete," Long has had more than two decades experience in athletic administration at the Division I level including at the University of Pittsburgh, University of Oklahoma, University of Michigan, Virginia Tech University, Eastern Kentucky University and Rice University. Long also understands the coach's perspective from time spent in coaching staff positions at Duke University, University of Michigan and North Carolina State University.

His experience as an athletic director and administrator in five of the six Bowl Championship Series conferences – the Big 12, Big Ten, Big East, Atlantic Coast and SEC – gives Long a uniquely informed perspective on intercollegiate athletics.

On the forefront of NCAA governance, Long has served on the NCAA Management Council, the NCAA's Sports Wagering Task Force and as a member of the Executive Committee of the Division I-A Athletic Directors' Association. Long currently serves on the NCAA Championships/Sports Management Cabinet.

Prior to assuming his current roles at Arkansas, Long served for four years as the athletic director at the University of Pittsburgh. Long redefined Pitt athletics, most notably through the "Quest for Excellence" campaign that raised nearly \$34 million to enhance the student-athlete experience. During his tenure the Panthers' were selected as the No. 17 overall program in the nation in the December 2006 *Sports Illustrated* on Campus' All-Sport Rankings.

Before arriving at Pitt, Long was senior associate athletic director at Oklahoma for two and a half years overseeing external affairs for the Sooners. In addition, Long was the primary administrator for the Sooners' highly successful football and men's basketball programs, along with sport supervision of baseball, wrestling and both golf teams.

Long's first appointment as a director of athletics was at Eastern Kentucky where he served for two and a half years. Prior to Eastern, Long had a brief stay with Virginia Tech as an associate athletics director.

He began his career in college athletic administration at Michigan, hired by legendary coach and athletics director, the late Bo Schembechler. During his seasons with the Wolverines, Long was promoted through a series of posts to the position of associate athletics director.

A former two-sport athlete at Ohio Wesleyan, Long earned seven varsity letters for the Bishops in football and baseball before completing his degree in economics in 1982. He started his post-graduate career in athletics working on head coach Tom Reed's staff as a graduate assistant football coach at the cradle of coaches, Miami University of Ohio. Long earned his master's in education at Miami in 1983, moving on to football staff positions at Rice, Duke and N.C. State prior to joining Michigan.

An Ohio native from Kettering, Long is married to the former Fanny Gellrich of Ann Arbor, Mich. The Longs have two daughters, Stephanie and Christina.



Follow me @JeffLongUA



The Longs: (l-r): Jeff, Fanny, Stephanie and Christina.



# RAZORBACKS

## 2013



**BEV LEWIS**  
ASSOCIATE VICE CHANCELLOR &  
EXECUTIVE ASSOCIATE AD

Bev Lewis has served the University of Arkansas and its Razorback athletic programs for more than three decades.

The former women's athletic director prior to the department merger in 2007-08, Lewis now serves as the associate vice chancellor and executive associate athletic director for administration and sport programs. Lewis is also the coordinator of a five-member sport administrator group that provides day-to-day administrative support for each of Arkansas' 19 sports. Lewis is the sport administrator for men's and women's cross country, men's and women's track and field, men's and women's golf, gymnastics, softball and volleyball. In addition, Lewis is the primary administrator working with the Razorbacks' strength and conditioning units and athletic training and sports medicine program as well as overseeing media relations. She also serves as a liaison to the faculty senate and the faculty athletic committee, and coordinates the department's NCAA certification, Title IX compliance and strategic planning. Lewis was elected to the 2011-12 Southeastern Conference Executive Committee assisting the league office in a leadership role.

The largest portion of her service to the university was her 19-year tenure as the Director of Women's Athletics. As a result of her strong emphasis on the classroom, Razorback female student-athletes received numerous academic honors including national academic All-American of the year, team academic national titles and the university's first two SEC/H. Boyd McWhorter Scholar-Athletes of the Year.

Her leadership was also a part of the success of the university's Campaign for the Twenty-First Century. Lewis directed Women's Athletics to over \$11.5 million in direct support for women's teams. During the campaign, Lewis received one of her greatest personal honors as Bob and Marilyn Bogle requested that Arkansas' \$6 million facility be named the Bev Lewis Center. In 1998, she was voted into the University Of Arkansas Hall Of Honor.

Lewis served collegiate athletics at the highest level as an administrator, first with the NCAA Championship Cabinet and recently on the NCAA Management Council. Prior to assuming the duties of AD, Lewis was women's cross country and track coach. Her Arkansas coaching milestones included the first women's squad to achieve a national ranking and the first conference championship team with the 1988 Southwest Conference Cross Country Championships.

Lewis earned her bachelor's degree from Central Michigan in 1979 and followed it with her master's from Purdue prior to her arrival at Arkansas in 1981. The former Bev Rouse, is married to Harley Lewis.



**MATT TRANTHAM**  
SENIOR ASSOCIATE AD FOR  
INTERNAL OPERATIONS

Matt Trantham joined the University of Arkansas in 2008 as the senior associate athletic director for internal operations. He oversees all Razorback facilities and events.

With this role, Trantham has overseen the Razorback Athletics Facilities Master Plan recently unveiled in October 2011. Additionally he serves as Administrative supervisor for the new Arkansas Football Center scheduled for completion during the Summer of 2013. Additional projects forthcoming as part of the Master Plan will be a Student-Athlete Success Center, a basketball practice facility and a baseball and track indoor training facility with design/constructions teams recently approved by the Board of Trustees in Sept. 2012. Other projects supervised have been the \$2.5 million renovation of Bud Walton Arena in 2008, the \$1.3 million installation of synthetic playing surface and \$1.2 million installation of ribbon boards at Donald W. Reynolds Razorback stadium in 2009, expansion of Razorback soccer team facilities in 2011 and \$4.6 million installation of new video displays at Donald W. Reynolds Razorback stadium prior to the 2012 season.

Prior to joining Arkansas, Trantham began his career with the University of Oklahoma in July 1999 as the promotions director for the athletic department where he worked with all 20 of OU's teams. He was named assistant athletic director for event management in 2004 and was promoted to associate athletic director in 2006. Prior to joining the Sooners, Trantham spent five seasons in professional sports in Washington, D.C. Trantham earned his bachelor's of science degree in business management from Centenary College in 1990 and a master's degree in sports management from the United States Sports Academy in 1998.

Trantham and wife Kristen are parents of two sons, Will and Davis, and two daughters, Morgan and Paige.

INTRO

THE TEAM

OPPONENTS

HISTORY

RECORDS

U OF A

# ARKANSAS SOFTBALL

## CLAYTON HAMILTON SENIOR ASSOCIATE AD CHIEF FINANCIAL OFFICER



Clayton Hamilton joined the Razorbacks in January, 2010, assuming the role of Chief Financial Officer with oversight of the athletic department's financial affairs, business operations, contracts, human resources, payroll, and retail store operations. He was promoted to Senior Associate AD in the summer of 2012.

Hamilton has over 16 years of financial management experience, including positions with the University of Colorado, Florida State University, the Dallas Cowboys and the Cleveland Cavaliers.

He is an active member of the College Athletic Business Management Association, having served most recently as president in 2009, and has served on various NCAA strategic task forces. He is also a past recipient of the College Athletic Business Manager of the Year Award, and was recognized in 2011 as one of Northwest Arkansas' Top Forty Under 40.

A native of Arkansas, Hamilton graduated from the University of Arkansas in 1994 with a bachelor's degree in accounting. He obtained a master's degree in sports management from the United States Sports Academy in 1997, and his CPA certification from the State of Arkansas in 1998.

Hamilton and his wife Stephanie have two children, Lauren and Caylee.



## JON FAGG SENIOR ASSOCIATE AD FOR COMPLIANCE AND STUDENT-ATHLETE SERVICES

Jon Fagg joined the University of Arkansas as a senior associate athletic director for compliance and student-athlete services in the summer of 2008, overseeing all aspects of compliance and academics. He serves as a member of the senior management group for the Razorbacks and is the sport administrator for football and men's basketball.

Fagg supervises NCAA and Southeastern Conference rules compliance and education. He reports directly to the vice chancellor and director of athletics, and has an informational reporting relationship on compliance issues with the university's Office of the General Counsel.

In addition to compliance, Fagg also supervises the student-athlete services department which advises and offers support to more than 450 Razorback student-athletes.

Fagg joined the Razorback staff after spending the past seven years at North Carolina State. Hired in March 2001, he served four and half years as an assistant athletics director for compliance before being promoted to associate athletics director for compliance in the fall of 2005.

While with the Wolfpack, Fagg's responsibilities included coordinating all aspects of the NCAA compliance program, including rules education for intercollegiate staff and related university personnel, and advisement, education and interpretations regarding NCAA rules and regulations.

Prior to his tenure at North Carolina State, Fagg spent three years as the assistant athletics director for compliance at Fresno State. He also served one year as director of compliance for the Big South Conference.

His first athletics administrative experience came at Mars Hill College where he handled compliance duties as well as serving as an assistant coach for the football team for three seasons. His coaching experience also includes a stint as an assistant coach at Davidson from February 1992 to June 1993 and as a GA coach at his alma mater, the University of Arizona, from January 1991 to February 1992.

Fagg and his wife Amanda have three children: Jon Madison and twins, Reed and Ellie.

Members of the 2012-13 Senior Staff helped newcomers move into campus housing last year. Pictured are (l-r): Chris Wyrick, Byron Hatch, Chris Pohl, Mark Scobey, Eric Wood, Clayton Hamilton and Kevin Trainor.



# RAZORBACKS

## 2013



INTRO

THE TEAM

OPPONENTS

HISTORY

RECORDS

U OF A



**BYRON HATCH**  
**ASSOCIATE AD FOR BUSINESS**

Byron Hatch joined the Razorback Athletics Department in July 2012 as the Associate Athletic Director for Business. Hatch joins the Razorbacks after spending the past seven years at the NCAA serving most recently as the director of championships and alliances.

Hatch, a native of Humphrey, Ark., earned his undergraduate degree in accounting from the University of Central Arkansas (UCA) and a law degree from the University of Arkansas at Little Rock (UALR). While in law school, Hatch worked in the offices of the Arkansas Public Defender Commission and the Pulaski County Public Defender in Little Rock, Ark.

As the NCAA's associate director of the Division I Men's basketball championship (2007-11) and then the director of championships and alliances (2011-12), Hatch served as a liaison to the Division I men's basketball committee and championship hosts assisting with the planning and conducting of the NCAA Division I Men's Basketball Tournament. Hatch was responsible for the financial administration of the championship and helped oversee the site selection process. He also was responsible for the supervision of NCAA officiating responsibilities for the championship including serving as the liaison to the National Coordinator of Men's Basketball Officiating. Hatch also worked with the NCAA Corporate and Broadcast Alliances staff to coordinate NCAA corporate champions' and partners' exposure and marketing opportunities throughout the championship.

Prior to his work in the championships and alliances division, Hatch worked in the NCAA's Department of Academic and Membership Affairs as a coordinator (2005), assistant director (2005-07) and associate director (2007). Hatch and his wife Marla, have two daughters, McKinley and Brooklyn.



**CHRIS POHL**  
**ASSOCIATE AD FOR EVENTS**

A former championships director for the NCAA, Chris Pohl joined Arkansas in 2002 to manage marketing and promotion for the women's sports after 11 years at the NCAA. Pohl moved into event management in 2008 and oversees the event management department which coordinates all home and post-season events for the Razorbacks. In 2012, Pohl assumed the sport administrator duties for soccer as well. Her primary sport responsibilities include football, men's basketball, soccer and swimming and diving. Pohl and her staff prepare and monitor budgets for events, work with service departments including facilities, custodial services and grounds, handle game management responsibilities for all on-campus athletic events; ensuring all aspects of the facilities are ready for competition and spectator hosting, coordinate fan services for game and event management including marketing and promotions, parking services, public safety, law enforcement, life safety/emergency responders, merchandising, concessions, and other aspects of creating a first-class spectator experience.

A 1981 graduate of Central Michigan and basketball letter-winner, she earned her master's in 1984 from Penn State.



**BRIAN PRACHT**  
**ASSOCIATE AD FOR MARKETING**

Brian Pracht joined the University of Arkansas Athletic Department staff as the associate athletic director for marketing and licensing in July 2010.

His responsibilities at Arkansas include overseeing marketing, promotions, ticket sales, RazorVision Productions, website development and spirit squads while also serving as the staff liaison to the University's multi-media rights holder (IMG College/Razorback Sports Properties). He is a member of the athletic department's executive staff. Pracht also directs the University's trademark licensing program, which currently ranks in the top 15 for gross revenue production among all Collegiate Licensing Company partners, and serves as the staff liaison to the SEC's television partners.

With more than 17 years of experience in intercollegiate athletics, Pracht joined the Razorback staff following seven years at Wichita State where he was the senior associate athletics director for external operations.

Pracht graduated in 1994 with a bachelor's degree in business administration from Emporia State in Kansas. He and his wife Amy have two daughters, Caroline and Lily.



**TRACEY MAYS STEHLIK**  
**ASSOCIATE AD FOR COMPLIANCE**

Entering her 29th year with the University of Arkansas, Tracey Mays Stehlik serves as the associate athletic director for compliance for Razorback athletics. In addition, she is a member of the sport administrator's group, overseeing women's basketball, men's and women's tennis and swimming and diving.

Stehlik began her career as an assistant women's basketball coach with the Razorbacks, and was a part of the staff that won the only women's hoops conference championships at Arkansas. As an assistant coach, she recruited some of the greatest players in UA history, including former All-American Delmonica DeHorney, and helped lead Arkansas to back-to-back Southwest Conference titles.

She left the court and moved into athletic administration in 1995 and was promoted to associate athletic director for compliance in 1997. Stehlik's duties included the oversight of compliance, eligibility, academics and event management for the then-separate women's athletics department. Among her numerous areas of responsibility, Stehlik has served as the meet director for several SEC and NCAA events, the NCAA Indoor Championships from 2003 to 2008, and the 2009 NCAA Gymnastics Regional meet. Stehlik moved into her current role when the Razorback Athletic Departments unified in 2008. As the associate athletic director for compliance, Stehlik is responsible for the oversight of all areas of compliance including eligibility, financial aid and the student-athlete opportunity fund. She oversees the day-to-day office operations and its staff and has been a leader in the on-going compliance educational efforts for the department.

A 1982 graduate of Alabama-Birmingham with a degree in communications, Stehlik has the distinction of scoring the first point in UAB women's basketball history as a member of the first Blazer team. She earned her master's degree in athletic administration at the University of Kansas where she served as a graduate assistant basketball coach from 1983 to 1985. Stehlik and her husband, Wayne, have two daughters, Mollie, a sophomore at Arkansas, and Maggie, a senior at Fayetteville High. Wyane is the director of athletics for the Springdale (Ark.) public schools. **ON TWITTER - @RAZORBACKSB**

# ARKANSAS SOFTBALL

## KEVIN TRAINOR

### ASSOCIATE AD FOR PUBLIC RELATIONS

Starting his 18th season at Arkansas, Kevin Trainor is in his fifth year as associate athletic director and his third as the department's Public Relations Director. Trainor coordinates the department's executive and crisis management communications and is the primary department liaison with University Relations.

He is in charge of producing the department's annual report and serves as managing editor of Inside Razorback Athletics. He also serves as the sports administrator for baseball.

Trainor was a nearly 20-year veteran in the media relations office before assuming his current role. A university graduate in journalism in 1994, he earned his master's at Arkansas in 2005. He is an active member of the Public Relations Society of America.

Trainor and his wife, the former Ruth Whitehead, are the parents of two daughters, Emma and Ellie.

## ERIC A. WOOD

### ASSOCIATE AD FOR STUDENT-ATHLETE SERVICES

Eric A. Wood joined the university in 2009, and is responsible for the oversight of student-athlete services including academic support, life skills and career development programs that contribute to the personal growth and character development of our more than 460 Razorback student-athletes. Other responsibilities include housing, student conduct, student-athlete appearance requests, drug testing administration, coordinator of diversity initiatives and the liaison to Student Affairs. Wood, a member of the athletics department senior staff was promoted to Associate Athletic Director July 2011 and currently serves on the department's Executive Staff.

Wood and his wife Celia have two daughters, Eliana Jewel and Nia Reese.

## JUSTIN MALAND

### ASSISTANT AD FOR FACILITIES

Justin Maland joined the Razorbacks in 1999 and is beginning his seventh year as an Assistant AD for facilities in 2012. His areas of responsibility include oversight of all Razorback athletic facilities, including budgeting, game day operations, scheduling, upkeep, maintenance, long-range planning, daily facility operations, contracting services with outside vendors and coordination of special events. Maland supervises a staff whose responsibilities include custodial and housekeeping, buildings, grounds and other service areas and oversees external events and facility operations on campus.

The Harrison, Ark., native and former college student-athlete, provides management services in all athletic facility renovation projects and construction management of all new projects including the state-of-the-art Razorback Football Center, part of the Athletic Department's Master Plan. One of Maland's recent projects is the installation of the new videoboard for Razorback Stadium.

Maland is a 1999 graduate of Hendrix College and earned his master's degree in sports management at Arkansas in 2001.

Maland is married to the former Sarah Parnell of Booneville and they have three children, Macy, Jack and Addy.

## MARK SCOBEBY

### ASSISTANT AD FOR TICKET OPERATIONS

Charged with the supervision of ticket operations for all University of Arkansas athletic department-related sporting events, Mark Scobey is in his 36th season with the Razorbacks. He was promoted to Assistant AD for Ticket Operations in August 2012.

During his tenure at the University of Arkansas, Scobey has assisted with ticket sales for a wide assortment of events on the Fayetteville campus, including SEC and NCAA hosted championship events in baseball, tennis and track. He has also been affiliated with 20 post-season football bowl games, the 1995, 2002 and 2006 SEC football championship games, and 23 post-season basketball tournament teams, including the 1978, 1990, 1994 and 1995 Final Four clubs.

In December 2002, Scobey began the transition to Paciolan Systems, Inc., to help implement Razorback E-Tickets, a new digital ticketing system for athletic events. The system is being used this year for baseball at Baum Stadium, football at Donald W. Reynolds Razorback Stadium, and basketball at Bud Walton Arena. The addition of on-line ticket sales is now 50% of ticket volume.

Scobey joined the UA athletic staff in 1977 as an assistant athletic ticket manager and became ticket manager in 1983.

A native of Warren, Ark., Scobey lives in historic Eureka Springs.





### ACADEMIC SERVICES

Recognizing the difficulty of balancing the demands of athletic competition at the highest level and completion of the rigorous academic standards of a Carnegie research-level university, the Razorback Athletic Department provides support services through both facilities and personnel to guide Arkansas student-athletes to their ultimate goal: University of Arkansas diploma.

The key components of the Office of Student-Athlete Success (OSAS) are personal development, career development, academic counseling, tutoring, study hall facilities, class attendance monitoring and incentive awards recognizing academic achievement.

### BOGLE ACADEMIC CENTER

There is no higher priority for the University of Arkansas Athletic Department than the academic progress of its scholar-athletes. Thanks to the generous gift of Bob and Marilyn Bogle, the home of the Razorback Athletic Department's Office of Student-Athlete Success is the Bob and Marilyn Bogle Academic Center. The 15,000-square foot Bogle Academic Center is located in the east side of Donald W. Reynolds Razorback Stadium. Under the overall direction of Senior Associate Athletic Director Jon Fagg, the Bogle Academic Center houses the Arkansas Razorbacks Academic Support Program, the Razorback Student-Athlete Development Office and the Career Development Program.

Associate Athletic Director for Student-Athlete Services Eric A. Wood oversees the staff of professionals dedicated to directing student-athletes to reach their personal academic goals, and to do so in ways that balance their academic, athletic and personal lives.

### STUDY HALL AND TUTORS

The Bogle Academic Center provides three types of study hall space. The computer lab has more than 30 stations for individual computer-based study. There is an open study hall available for group or individual study, and a quiet area for individual study time. There are 17 individual study carrels that provide space for tutors to meet with student-athletes for individual instruction in specific subjects.

Each Razorback team sets its own criteria for study hall attendance. The use of tutors is a key element for academic success, allowing for individualized assistance and for reaching academic excellence in advanced subjects.

### STUDENT-ATHLETE DEVELOPMENT

The mission of the Student-Athlete Development Office is to contribute to the personal growth and character development of Razorback student-athletes through holistic programming for success in life.

The Student-Athlete Development Office continues to expand its commitment to the offerings and opportunities in the following areas:

- \* Academic Excellence
- \* Athletic Excellence
- \* Career Development and Graduate School Preparation
- \* Community Service
- \* Personal Development
- \* Health and Wellness
- \* Leadership and Character Development
- \* Financial Planning



## Our Goals

- \* Provide the resources to support the academic progress toward intellectual development and graduation for our student-athletes.
- \* Provide career development programs that will enable our student-athletes to develop and pursue career and life goals.
- \* Engage our student-athletes in experiences involving the university, local, state, national, and global communities through services.
- \* Support the development of a well-balanced lifestyle, decision-making skills, encouraging emotional well-being, and personal growth for our student-athletes.
- \* Invest in the personal development of our student-athletes through various programs that enable them to be successful in the classroom, the community, and in their athletic activities.

The Student-Athlete Development Office coordinated more than 6,000 hours dedicated to service in Northwest Arkansas and worldwide. Razorback student-athletes worked with more than 100 agencies giving of their time and energy last season. Student-athletes took part in career fairs, corporate office visits and interview training.

Razorback student-athletes took advantage of the Razorback Leadership Academy, the first of its kind in the SEC. Student-athletes, coaches and staff were shown steps to become better leaders on their teams, in the classroom, in the workplace and in life.

Finally, student-athletes participated in Hogs in Transition, a program designed to help Razorbacks make the move from high school to college. Incoming student-athletes are trained in note taking, time management and computer competency as they begin their collegiate careers.

New for 2011-12 was the debut of the Hogspy awards, modeled after the ESPY's, to recognize academic and athletic achievements as well as leadership and community service.

## COMPLIANCE

The University of Arkansas Department of Intercollegiate Athletics is proud to have your interest and support in the Razorbacks. The Razorback Athletics Compliance Office works hard to educate its student-athletes, coaches, staff and boosters on the rules and regulations mandated by the Southeastern Conference and the NCAA.

SEC and NCAA rules and regulations can be complex, and every situation is different. The Razorback Compliance Office makes every effort to disseminate information, and they encourage student-athletes, coaches, staff and boosters to contact them if there are questions.

The Razorback Athletics Department is proud of your support of the Razorbacks, but we caution you that inadvertent actions by our fans may jeopardize the department, current student-athletes or potential student-athletes.

## MARKETING

The excitement and support of the University of Arkansas athletic teams is at an all-time high. Recently, single-game attendance records have been set for many sports including football, baseball, gymnastics and soccer. Bud Walton Arena has also seen an insurgence of fans with Mike Anderson's return to Fayetteville with his "Fastest 40 Minutes in Basketball" recapturing the spirit of Razorback fans.

State-of-the-art facilities, the nation's best coaches and players and the greatest fans in college athletics come together for some of the most exciting events that take place in the state of Arkansas. The Razorback marketing staff is a big part of the behind-the-scenes success of all 19 teams at the university. They assist in the branding of our image, getting information to our fans and helping to fill our venues.

Their work is evident in our stadiums, on the videoboard and during pre-event, halftime and post-events. They work with sponsors, maintain the department's social media presence and welcome new fans with creative ticket and suite packages. The Razorback Marketing Office also handles the University's trademark licensing program ensuring fans get the Razorback quality they have come to expect.

## SPIRIT SQUAD

Along with being a Razorback, serving as a Razorback Spirit Squad member has a long tradition at the University of Arkansas. Currently, the Razorbacks have two co-ed cheer squads - Arkansas Cheer and Razorback Cheer that inspire the crowds at all home and away football games, men's and women's basketball games, volleyball matches, gymnastics meets and many other pep rallies and on-campus and NWA community events.

Arkansas also has two dance teams, Arkansas Pom and Razorback Pom, that perform at all home football games, men's and women's basketball games as well as pep rallies and on-campus and community events. The squads also perform at baseball games as the RBI Girls. Both the cheer and dance teams compete nationally at the Universal Cheer and Dance team competitions in Orlando in January.

Arkansas has a team of uniformed mascots, led by the original Big Red, the Fighting Razorback. Sue E. joined the family along with kid-sized Pork Chop in the late 1990s. Boss Hog is a 9-foot-tall inflatable mascot and Ribby, the baseball mascot complete the mascot team. They can be found at all Razorback games and events.

Jean Nail serves as the director of the spirit squad program and is assisted by Kraig Jimenez, cheer coach and Brooke Bailey, dance coach.

## SPORTS MEDICINE

The University of Arkansas Sports Medicine staff is committed to provide each Razorback student-athlete with state-of-the-art medical care. The goal of our sports medicine program is to assist every student-athlete in staying healthy and injury free. The athletic training staff, in conjunction with our team physicians, will coordinate the delivery of professional and comprehensive preventative, treatment, rehabilitation, and counseling services.



# RAZORBACKS

## 2013



### BRIAN BUENING

Athletic Trainer

Brian Buening comes from Indiana University where he majored in kinesiology and graduated in 2011. During his undergraduate career he was able to work primarily with football and the men's basketball program. He has worked for the Indianapolis Colts and is now in graduate school at Arkansas. He is earning his masters in exercise science. Buening worked last season with track and field, but will join the softball training staff this spring. He will graduate in May 2013.



### CANDACE STIMMEL

Marketing Director

Candace Stimmel joined the Razorbacks in January, 2012, as an assistant marketing and licensing director.

Stimmel's duties with the Razorbacks include developing marketing and promotions initiatives primarily for women's basketball and volleyball as well as assisting with the university's licensing program. In addition, Stimmel manages the Junior Razorbacks program.

Stimmel writes game scripts, public address announcements and implements all promotional activities associated with women's basketball and volleyball. Her licensing duties include working with the Collegiate Licensing Company on all artwork approvals and policing of university marks.

Stimmel joined the Razorbacks after two and a half years in the Florida State University marketing office. While in Tallahassee, Stimmel planned and executed the marketing and promotions efforts for women's soccer, softball and women's basketball.

Stimmel worked at Wichita State as a graduate assistant from August 2008-June 2009. With the Shockers, she assisted with all game-day marketing and promotions activities for volleyball, men's and women's basketball, baseball and softball.

Stimmel earned her undergraduate degree in sport management from Bethany College (KS) in May, 2007, and her master's degree in sport management from Wichita State in May, 2009.

She and her husband, Jonathan, reside in Fayetteville, Ark.



### JAKE DEMYAN

Media Relations

Jake Demyan joined the Razorback media relations staff in 2012 as the primary contact for softball.

Demyan comes to Fayetteville from The Ohio State University where he was a student assistant in the athletics communications department. While at Ohio State, he assisted in managing members of the media for various sporting events, wrote press releases and feature stories and handled several forms of social media for the different sports. His sports included basketball, football, soccer, swimming and diving, softball and wrestling.

Demyan also was the CEO of a student-led PR firm on campus called the PRactice PR Firm. With the PRactice he was the primary contact and liaison for the firm while also overseeing event planning, writing and social media.

Demyan graduated from The Ohio State University in June of 2012 with a Bachelors of Arts in Strategic Communications.



### KENDRA CENTER

Manager

Kendra Center is a manager on the Arkansas softball team. She played softball for four years at Farmington high school and won a state championship in 2011. She is majoring in kinesiology and is planning to be a teacher and coach. Her parents are Brian and Pam Center and she has a younger sister, Brianna, at Farmington high school.

She is majoring in kinesiology and is planning to be a teacher and coach. Her parents are Brian and Pam Center and she has a younger sister, Brianna, at Farmington high school.



### KRISTY HARTER

Manager

Kristy Harter is in her third year as a manager for Arkansas. She was a junior college player before injuries derailed her career. She has a

great passion for softball and loves being around the sport. Harter is an early childhood education major and plans on teaching special education when she graduates. Her father is Lance Harter, the most decorated coach in Arkansas women's track and field history.



### TODD BARBOUR

Strength and Conditioning

Todd Barbour joined the Razorback staff as Arkansas' director of strength and conditioning for Olympic sports

in the summer of 2008.

Barbour has 14 years of experience in the strength and conditioning field and joins the athletic department staff after spending the four previous years as the director of performance at the Performance and Wellness Institute in Greeley, Colo.

He also spent five years as an assistant strength and conditioning coach at Oregon State, and five years as a high school strength and conditioning coach as well as a football and softball coach in Billings, Mont. Barbour earned his bachelor's in physical education and sports science from the University of Idaho in 1994. He earned certification from the National Strength and Conditioning Association in 2001 and the Collegiate Strength and Conditioning Coaches Association in 2002.

Barbour and his wife, Angie, have three sons, Tysen, Ayden and Tanner.



### LAUREN HANSEN

Academic Counselor

Lauren Hansen joined the University of Arkansas athletic staff as the tutor coordinator in April 2012. She comes to the university with

two years experience in athletic academics. Hansen is responsible for recruiting, hiring, and training new tutors. She also works with the academic counselors and learning specialists to provide student-athletes with tutoring sessions throughout each semester.

Prior to joining the Razorbacks, Hansen served in the same role for a year at the University of Louisville as a graduate assistant. Hansen worked with several teams with the Cardinals, spending her last five months as the interim men's swimming and diving advisor. She also assisted with the student organization for international student-athletes.

Hansen earned her bachelor's degree in accounting in 2010 and her master's degree of education in counseling and personnel with a concentration in college student personnel in 2012 at Louisville. She is also a member of the National Association of Academic Advisors for Athletics.

INTRO

THE TEAM

OPPONENTS

HISTORY

RECORDS

U OF A

## THE RAZORBACK FOUNDATION, INC.



**Chris Wyrick**  
Executive Director



**Dr. Sean Rochelle**  
Senior Associate Dir.



**Billye Veteto**  
Chief Financial Officer



**Norm DeBriyn**  
Associate Director



**Marvin Caston**  
Assistant Director



**John Gourlay**  
Assistant Director



**Elizabeth Sullivan**  
Assistant Director



**Jackie Rollins**  
Member Relations  
Asst. to Exe. Dir.



**Charlotte Faucette**  
Member Relations



**Debbie Scoggin**  
Member Relations



**Julia Woods**  
Member Relations



**Jamie Robbins**  
Receptionist/  
Member Relations



**Austin Schilling**  
Intern



**Lauren Waldrip**  
Intern

### BOARD OF DIRECTORS

Mr. Ken Mourton, Chairman  
Mr. Ralph Bradbury  
Mr. Scott Bull, Secretary  
Dr. Bo Busby  
Mr. Rick Chapman  
Ms. Jeanne Groff  
Mr. Quinn Grovey  
Mr. Gene Hudson  
Mr. Jim Lindsey  
Mr. Charles Scharlau, Treasurer

### A Tradition of Excellence

The Razorback Foundation, a 501(c)(3) entity, partners with Razorback Athletics in providing support to approximately 460 student-athletes in the classroom and in competition. Through contributions from our members, we are able to provide scholarships, financial support for facility enhancements and other programs designed to elevate student-athletes and Arkansas athletics – all while advancing the mission of the University of Arkansas.

Being an active member of the Razorback Foundation is not only an investment in the athletic program and the University of Arkansas, it also unlocks many benefits to you. Those include priority seating and parking for athletic events and access to exclusive members-only happenings.

### Building Upon a Tradition of Excellence

In the early 1970s, the Razorback Scholarship Fund was established in an effort to create an innovative way for fans to support the athletic program while receiving benefits and recognition.

Today, the Razorback Foundation still aims to provide funding necessary to help all student-athletes excel while providing rewarding benefits to our members. By supporting Razorback Athletics and student-athletes through your tax deductible donation to the Razorback Foundation, members demonstrate a commitment to reaching new heights while ensuring that the past is honored and the future is built upon continued excellence in achievement. Contributions help attract top student-athletes, coaches and thousands of dedicated fans to the University to cheer on the Hogs.

### Mission Statement

The stated mission of the Razorback Foundation, Inc., is to support the athletic endeavors of the University of Arkansas Razorbacks. The Foundation assists our student-athletes by providing for scholarships, facilities and various programs that enable them to realize their dreams of achieving a quality college education while participating in athletics on a nationally competitive level.

### Membership Levels

The opportunity to participate in the annual fund giving to the Razorback Foundation, Inc., has several levels, beginning at the \$50 Razorback level and continuing up to Broyles-Matthews Scholarship Platinum (\$20,000 or more). For more information about levels of giving and benefits, please visit the foundation's website at [RazorbackFoundation.com](http://RazorbackFoundation.com).



### HAROLD HORTON

#### Executive Director Emeritus

Harold Horton served the University of Arkansas for 40 years as a student-athlete, football coach and administrator before stepping down from his role as Executive Director of the Razorback Foundation in July 2012.



### FRANK BROYLES

#### Athletic Director Emeritus

J. Frank Broyles joined the Razorback Foundation on Jan. 1, 2008 after completing 50 years of service to the University of Arkansas including 19 years as the head football coach and more than 34 years as the men's athletic director.



### DONITA RITCHIE

Administrative Associate  
to Frank Broyles



This is . . .

# RAZORBACK COUNTRY

FAYETTEVILLE, ARKANSAS



*Whether you crave the country...*

*Or the city...*

*Northwest Arkansas has something for everyone*





# SCHEDULE

## 20 RAZORBACK SOFTBALL 13

DATE	OPPONENT	SITE	TIME	DATE	OPPONENT	SITE	TIME
2.8	SOUTHERN UTAH%	ST. GEORGE, UTAH	12 P.M.	3.17	TEXAS A&M*	COLLEGE STATION, TEXAS	12 P.M.
2.8	COLORADO STATE%	ST. GEORGE, UTAH	5 P.M.	3.19	SAVANNAH STATE	SAVANNAH, GA.	5 P.M.
2.9	LOYOLA MARYMOUNT%	ST. GEORGE, UTAH	2:30 P.M.	3.20	SAVANNAH STATE	SAVANNAH, GA.	5 P.M.
2.9	WEBER STATE%	ST. GEORGE, UTAH	5 P.M.	3.22	FLORIDA*	GAINESVILLE, FLA.	5 P.M.
2.10	UTAH%	ST. GEORGE, UTAH	11 A.M.	3.23	FLORIDA*	GAINESVILLE, FLA.	12 P.M.
2.13	JACKSON STATE	JACKSON, MISS.	3 P.M.	3.24	FLORIDA*	GAINESVILLE, FLA.	12 P.M.
2.13	JACKSON STATE	JACKSON, MISS.	5 P.M.	3.27	UMKC	FAYETTEVILLE	5 P.M.
2.15	HOFSTRA#	TALLAHASSEE, FLA.	9 A.M.	3.29	GEORGIA*	FAYETTEVILLE	6 P.M.
2.15	FLORIDA STATE#	TALLAHASSEE, FLA.	1:30 P.M.	3.30	GEORGIA*	FAYETTEVILLE	1 P.M.
2.16	TULSA#	TALLAHASSEE, FLA.	9 A.M.	3.30	GEORGIA*	FAYETTEVILLE	3 P.M.
2.16	NO. 1 SEED VS. NO. 4 SEED*	TALLAHASSEE, FLA.	1:30 P.M.	4.2	MISSISSIPPI VALLEY STATE	FAYETTEVILLE	3 P.M.
2.16	NO. 2 SEED VS. NO. 3 SEED*	TALLAHASSEE, FLA.	3:30 P.M.	4.2	MISSISSIPPI VALLEY STATE	FAYETTEVILLE	5 P.M.
2.17	CONSOLATION GAME*	TALLAHASSEE, FLA.	8 A.M.	4.5	LSU*	FAYETTEVILLE	6 P.M.
2.17	CHAMPIONSHIP GAME*	TALLAHASSEE, FLA.	10:30 A.M.	4.6	LSU*	FAYETTEVILLE	1 P.M.
2.22	SAINT LOUIS+	FAYETTEVILLE	3 P.M.	4.7	LSU*	FAYETTEVILLE	1 P.M.
2.22	ULM+	FAYETTEVILLE	5:30 P.M.	4.10	MISSOURI STATE	FAYETTEVILLE	5 P.M.
2.23	MURRAY STATE+	FAYETTEVILLE	12:30 P.M.	4.12	MISSOURI*	COLUMBIA, MO.	6 P.M.
2.23	SEMIFINALI+	FAYETTEVILLE	5:30 P.M.	4.13	MISSOURI*	COLUMBIA, MO.	2 P.M.
2.24	CHAMPIONSHIP/3RD PLACE+	FAYETTEVILLE	12:30 P.M.	4.14	MISSOURI*	COLUMBIA, MO.	12 P.M.
3.1	WRIGHT STATE**	FAYETTEVILLE	3 P.M.	4.19	KENTUCKY*	FAYETTEVILLE	6 P.M.
3.1	NORTHERN IOWA**	FAYETTEVILLE	5:30 P.M.	4.20	KENTUCKY*	FAYETTEVILLE	1 P.M.
3.2	JACKSONVILLE STATE**	FAYETTEVILLE	12:30 P.M.	4.21	KENTUCKY*	FAYETTEVILLE	1 P.M.
3.2	SEMIFINAL**	FAYETTEVILLE	5:30 P.M.	4.26	TENNESSEE*	KNOXVILLE, TENN.	5:30 P.M.
3.3	CHAMPIONSHIP/3RD PLACE**	FAYETTEVILLE	12:30 P.M.	4.27	TENNESSEE*	KNOXVILLE, TENN.	1:30 P.M.
3.8	UTAH VALLEY STATE	FAYETTEVILLE	6 P.M.	4.28	TENNESSEE*	KNOXVILLE, TENN.	12:30 P.M.
3.9	UTAH VALLEY STATE	FAYETTEVILLE	2 P.M.	5.3	AUBURN*	FAYETTEVILLE	6 P.M.
3.10	UTAH VALLEY STATE	FAYETTEVILLE	12 P.M.	5.4	AUBURN*	FAYETTEVILLE	1 P.M.
3.12	STEPHEN F. AUSTIN	FAYETTEVILLE	5 P.M.	5.5	AUBURN*	FAYETTEVILLE	1 P.M.
3.15	TEXAS A&M*	COLLEGE STATION, TEXAS	7 P.M.	5.8-5.11	SEC TOURNAMENT	LEXINGTON, KY.	TBA
3.16	TEXAS A&M*	COLLEGE STATION, TEXAS	4 P.M.	5.17-6.5	NCAA TOURNAMENT	TBA	TBA

ALL TIMES CENTRAL | HOME GAMES IN **CARDINAL** | % UTAH TOURNAMENT | # UNCONQUERED INVITATIONAL | \*SEEDING DETERMINED BY ROUND-ROBIN PLAY - LOSERS OF SEED GAMES PLAY IN CONSOLATION, WINNERS IN CHAMPIONSHIP  
| + ARKANSAS INVITATIONAL | \*\* WOOD PIG CLASSIC | \* SOUTHEASTERN CONFERENCE GAME



RAZORBACKSB

ARKANSASRAZORBACKS.COM



MYRAZORREWARDS.COM



ARKANSAS RAZORBACK SOFTBALL