

ARKANSAS RAZORBACKS

2025-26 SCHEDULE / RESULTS

		NOVEMBER		all times CT	
3	Fri	14/15	-/- SOUTHERN	SEC Network	W 109 77
8	Sat	14/15	22/21 at Michigan State	FOX	L 66 69
11	Tues	21/21	-/- CENTRAL ARKANSAS	SECN+	W 93 56
14	Fri	21/21	-/- SAMFORD	SECN+	W 79 75
18	Tues	21/22	-/- WINTHROP	SECN+	W 84 83
21	Fri	21/22	-/- JACKSON STATE	SECN+	W 115 61

		CBS THANKSGIVING CLASSIC • Chicago (United Center)			
27	Thurs	22/21	4/4 vs Duke	CBS	L 71 80

DECEMBER

		ESPN ACC/SEC CHALLENGE		all times CT	
3	Wed	25/23	6/6 LOUISVILLE	ESPN	W 89 80
at NORTH LITTLE ROCK (Simmons Bank Arena)					
6	Sat	25/23	-/- vs Fresno State	SECN+	W 82 58
		REVOCUIT REMATCH • Dallas (American Airlines Center)			
13	Sat	17/17	16/16 vs Texas Tech	ESPN2	W 93 86
16	Tues	14/14	-/- QUEENS	SEC Network	8:00 pm
		NEVER FORGET TRIBUTE CLASSIC • Newark (Prudential Center)			
20	Sat	14/14	8/8 vs Houston	CBS	4:30 pm
29	Mon		JAMES MADISON	SECN+	7:00 pm

		JANUARY		all times CT	
3	Sat		TENNESSEE *	ESPN2	2:00 pm
7	Wed		at Ole Miss *	SEC Network	8:00 pm
10	Sat		at Auburn *	ESPN/2	5:00 pm
14	Wed		SOUTH CAROLINA *	SEC Network	8:00 pm
17	Sat		at Georgia *	ESPN/2/U	3:00 pm
20	Tues		VANDERBILT *	ESPN/2/U	8:00 pm
24	Sat		LSU *	SEC Network	7:30 pm
27	Tues		at Oklahoma *	ESPN/2	6:00 pm
31	Sat		KENTUCKY *	ESPN	5:30 pm

		FEBRUARY		all times CT	
7	Sat		at Mississippi State *	ESPN/2	11:00 am
10	Tues		at LSU *	SEC Network	8:00 pm
14	Sat		AUBURN *	ESPN/2	7:30 pm
18	Wed		at Alabama *	ESPN/2/U	6:00 pm
21	Sat		MISSOURI *	ESPN/2	3 or 3:30 pm
25	Wed		TEXAS A&M *	ESPN/2/U	8:00 pm
28	Sat		at Florida *	ESPN/2	7:30 pm

		MARCH		all times CT	
4	Wed		TEXAS *	ESPN/2/U	6:00 pm
7	Sat		at Missouri *	ESPN/2/U	11:00 am

		SEC TOURNAMENT • Nashville (Bridgestone Arena)			
11-15		SEC TOURNAMENT			

		NCAA 1st & 2nd ROUNDS			
19 & 21		Buffalo, N.Y. • Greenville, S.C. • Oklahoma City, Okla. • Portland, Ore.			
20 & 22		Tampa, Fla. • Philadelphia, Pa. • San Diego, Calif. • St. Louis, Mo.			

		NCAA REGIONALS			
26 & 28		SOUTH: Houston, Texas • WEST: San Jose, Calif.			
27 & 29		EAST: Washington, D.C. • MIDWEST: Chicago, Ill.			

		APRIL		all times CT	
		NCAA FINAL FOUR • Indianapolis (Lucas Oil Stadium)			
4	Sat	NCAA FINAL FOUR			
6	Mon	NCAA CHAMPIONSHIP			

Home Games in CAPS || * - SEC Games

Arkansas Media Guide

1994 NCAA CHAMPION	4 NAISMITH HALL OF FAMERS	6 FINAL FOURS	11 ELITE EIGHTS	15 SWEET SIXTEENS	31 CONF TITLES	33 ALL AMERICANS	37 NCAA BERTHS	49 NBA DRAFT PICKS	1995 NCAA RUNNER-UP
--------------------	---------------------------	---------------	-----------------	-------------------	----------------	------------------	----------------	--------------------	---------------------

MBB SID: Mike Cawood • EMAIL: tmcawood@uark.edu • CELL: 479-236-2090 • SID OFFICE: 350 North Razorback Road | Fayetteville, AR 72701 • BUD WALTON ARENA: 1720 Nolan Richardson Drive | Fayetteville, AR 72701

arkansasrazorbacks.com

@RazorbackMBB
@CoachCalArk

@RazorbackMBB
@coachcalark

RazorbackMBB

LIVE STATS

GAME 11

ARKANSAS RAZORBACKS VS QUEENS ROYALS

Dec. 16, 2025 • Tuesday • 8 pm (CT)

Fayetteville, Ark. • Bud Walton Arena / Nolan Richardson Court (19,200)



OVERALL SEC 8-2 0-0

#14/14 ARKANSAS RAZORBACKS

John Calipari (Clarion '82) vs. Queens: 1st Meeting
at UA: 30-16 (2nd yr) Collegiate: 885-279 (34th yr)



OVERALL ASUN 5-6 0-0

QUEENS UNIVERSITY OF CHARLOTTE ROYALS

Grant Leonard (William Penn '04) Career: Same
at QUC: 57-55 (4th yr)

Versus Queens

• This will be the first meeting between the two programs.

Brazile Named SEC Player of the Week

• Trevon Brazile recorded a double-double with 24 points and 10 rebounds in the win over #16 Texas Tech Saturday in the Revocruit Rematch to earn SEC Player of the Week honors.

^ Recorded his **third double-double** of the season and **13 for his career (24 points and 10 rebounds)**.

^ The 24 points were one shy of a career high ... His eight field goals made (8-of-13) and four 3-pointers made (4-of-5) tied career highs.

^ Added two blocked shots, including one with Arkansas leading by six with 45 seconds left, to help seal the win.

^ **Scored 18 points with eight rebounds in the second half** to spur the come-from-behind win ... Was 6-of-9 FG in the second half, including 2-of-2 from 3PT, and was 4-of-4 at the line with eight of his 10 rebounds.

^ Specifically, with Arkansas down five (68-63 with 9:58 left), Brazile hit a 3-pointer with 9:11 left to cut the deficit to two and, after a Texas Tech jumper put TTU up four, Brazile drilled another 3-pointer with 8:21 to get the Hogs to within one ... Later, he made a jumper in the lane with 5:20 left to put Arkansas up one 78-77, a lead the Hogs would not relinquish

^ That jumper in the lane spurred a 6-0 Razorback run - all coming from Brazile, who capped the spurt with a highlight reel dunk.

^ **Overall, Brazile's two 3-pointers midway through the half started a 26-15 Razorback run** to turn a five-point deficit into a six-point lead (89-83 with 58 seconds left) ... **Brazile scored 14 of the Hogs' 26 points in the run.**

• Brazile capped the 26-5 run with two free throws to put Arkansas up six and, on the TTU ensuing possession, Brazile had his aforementioned blocked shot to seal the win.

• **It marks his second career SEC Player of the Week honor. During the 2023-24 season, Brazile led Arkansas to a win over then #7 Duke in the ACC/SEC Challenge, scoring 19 points and grabbing 11 rebounds while making four 3-pointers.**

Acuff Repeats SEC Fr of the Week; Adds Dicky V Honor

• Darius Acuff Jr. scored 20 points to go with eight assists, four rebounds and a block in the 93-86 win over #16 Texas Tech in the Revocruit Rematch to earn his SEC Freshman of the Week honors..

• **Acuff earns his second-straight SEC Freshman of the Week honor.**
^ **Acuff was additionally named Dicky Vitale's Diaper Dandy Freshman of the Week.**

• Versus Texas Tech, Acuff

^ Scored 20 points with eight assists (vs 2 turnovers).

^ Was +17 in the seven-point win ... He was the only Hog that was in double-digits in plus/minus.

^ Had a personal seven-point scoring run for the Hogs in both the first and second halves.

• With his performance, Acuff now ranks sixth among NCAA freshmen in scoring (17.7 avg.) and second among NCAA freshmen in assists (5.7).

• However, those averages bump up to 18.5 and 7.25 in games versus ranked opponents (16 & 6 at Michigan St • 21 & 5 vs Duke • 17 & 10 vs Louisville • 20 & 8 vs Texas Tech)

TV: SEC NETWORK
Kevin Fitzgerald (PxP)
Rodney Terry (Analyst)

RADIO: Learfield Razorback Sports Network
Chuck Barrett (PxP)
Matt Zimmerman (Analyst)

SATELLITE RADIO:
Sirius: 106 || XM: 190
SXM App/Online Channel 960

VS QUEENS:

OVERALL (ARK-OPP) -
Home: (ARK-OPP) -
Away: (ARK-OPP) -
Neutral: (ARK-OPP) -

ALL-TIME SERIES:

FIRST MEETING

		'25-26 NCAA STAT COMPARISON			
		(BOLD = Leads Conf)			
88.1	34th	Scoring Off.	84.4	72nd	
2.5	162nd	Scoring Def.	85.70	348th	
+15.6	42nd	Scoring Margin	-1.4	262nd	
.479	84th	FG%	.480	80th	
.408	73rd	FG% Def.	.484	303rd	
.368	68th	3PT%	.368	70th	
8.8	120th	3PT Made/Gm	11.3	15th	
.293	54th	3PT% Def.	.346	266th	
24.3	67th	FTA/Gm	20.7	199th	
.770	36th	FT%	.728	140th	
18.7	40th	FT Made/Gm	15.1	173rd	
39.0	95th	Reb./Gm	34.0	280th	
11.4	178th	Off. Rebs	10.6	242nd	
27.6	69th	Def. Rebs	23.6	291st	
+3.2	151st	Reb. Margin	-3.9	323rd	
1.88	11th	A/TO Ratio	1.47	76th	
17.3	53rd	Assists/Gm	17.1	61st	
+2.5	82nd	TO Margin	-1.5	286th	
11.7	254th	TO Forced	10.2	334th	
9.2	11th	TO/Gm	11.6	128th	
8.0	105th	Steals/Gm	5.2	329th	
34.1	32nd	Bench Pts/Gm	26.6	140th	
4.8	43rd	Blocks/Gm	3.2	218th	
.548	93rd	Effective FG%	.573	36th	
21.8	3rd	Fastbreak Pts	12.1	152nd	
16.1	70th	Fouls/Gm	20.5	328th	

CALIPARI COUNTDOWN TO 900 ON-COURT DI WINS

0 | 0 | 1 | 5

THE RAZORBACKS

No.	Name	Pronunciation	Pos.	Yr.	Ht.	Wt.	Hometown	High School / Previous School / Team	Wing Span	Standing Reach	Max Vertical
0	Jaden Karuletwra	Car-Rue-leh-Twah	G	So.	6-4	195	Sun Valley, Calif.	Village Christian HS	6-3	8-3	32
1	Meleek Thomas		G	Fr.	6-5	185	Pittsburgh, Pa.	Overtime Elite (Ga.) – City Reapers	6-6	8-4	39
2	Amere Brown	Uh-Meer	G	Fr.	5-9	180	Pittsburgh, Pa.	Woodland Hills HS	6-0	7-7	29
5	Darius Acuff Jr.		G	Fr.	6-3	190	Detroit, Mich.	IMG Academy (Fla.)	6-5.5	8-2	39.5
7	Trevon Brazile	Trev-In “Brazil”	F	Sr.	6-10	230	Springfield, Mo.	Kickapoo HS / Missouri	7-4	9-2	41
11	Karter Knox		W	So.	6-6	220	Tampa, Fla.	Overtime Elite (Ga.) – RWE	6-10	8-10	38
12	Malique Ewin	You-in	F	Sr.	6-10	240	Lawrenceville, Ga.	Berkmar HS / Florida State	7-2	9-2	35.5
14	Ayden Kelley		G	So.	5-10	170	Memphis, Tenn.	Northpoint Christian (Miss.) School	6-1.5	7-7	33
15	Elmir Džafić	El-Meer JAWF-ich	C	Fr.	7-0	285	Tuzla, Bosnia-Herzegovina	KK Bosna Sarajevo	7-2	9-2	26.5
21	D.J. Wagner		G	Jr.	6-4	190	Camden, N.J.	Camden HS / Kentucky	6-5.5	8-3	37
23	Nick Pringle		F	Gr. Sr.	6-10	230	Seabrook, S.C.	Whale Branch HS / South Carolina	6-11	9-0.5	33
24	Billy Richmond III		W	So.	6-6	205	Memphis, Tenn.	Camden (N.J.) HS	6-9	8-8.5	42
30	Isaiah Sealy		W	Fr.	6-7	195	Springdale, Ark.	Springdale HS	6-8	8-6.5	39
35	Karim Rtail	Kuh-Reem Ruh-Tail	W	Fr.	6-7	205	Beirut, Lebanon	Neptūnas-Akvaservis	6-9.5	8-9.75	31.75
99	Paulo Semedo	suh-MAY-dough	F	Fr.	7-1	225	Luanda, Angola	West Oaks (Orlando, Fla.) Academy	7-6	9-4	31.5

Head Coach: John Calipari (Clarion, 1982)

Associate Head Coach: Kenny Payne (Louisville, 2003)

Associate Head Coach: Chin Coleman (Lamar, 1997)

Assistant Coach/Recruiting Coordinator: Chuck Martin (Monmouth, 1993)

Assistant Coach/Dir. of On-Court Player Development: Brad Calipari (Kentucky, 2019)

Special Assistant to the Head Coach: Bruiser Flint (Saint Joseph's, 1987)

Basketball Assistant: Tyler Ullis

General Manager: Chris Woolard (UCLA, 1997)

Director of Operations: Riley Hall (Arkansas, 2016)

Dir. of Student-Athlete Devel./Mid-South Recruiting: Ronnie Brewer (Arkansas, 2015)

Video Coordinator: Kevin Butty (San Diego State, 2020)

Chief of Staff: Lunetha Pryor

Head Athletic Trainer: Matt Townsend (Idaho, 2017)

Head Strength Coach: Dave Richardson (Louisiana-Monroe, 1989)

Graduate Assistants: Dorian Aluyi (Ferris State '22) • Timajh Parker-Rivera (Towson '16) • Xavier Pina (Florida Gulf Coast '25) • Ray Surratt (Kentucky '24)



Jaden KARULETWA
Communications



Meleek THOMAS
Communications



Amere BROWN
Communications



Darius ACUFF Jr.
Communications



Trevon BRAZILE
Communications



John CALIPARI
Head Coach



Kenny PAYNE
Associate Head Coach



Karter KNOX
Communications



Malique EWIN
Sociology



Ayden KELLEY
Business



Elmir DŽAFIĆ
Education



D.J. WAGNER
Communications



Chin COLEMAN
Associate Head Coach



Chuck MARTIN
Assistant Coach/
Recruiting Coordinator



Nick PRINGLE
Alabama '24 (Comm Studies)
• 2nd degree Arts & Sciences



Billy RICHMOND III
Communications



Isaiah SEALY
Communications



Karim RTAIL
Recreation & Sport
Management



Paulo SEMEDO
Business



Brad CALIPARI
Asst. Coach / Director of On-
Court Player Development



Bruiser FLINT
Special Assistant to
the Head Coach



Tyler ULLIS
Basketball Assistant



Chris WOOLARD
General Manager



Riley HALL
Director of Operations



Ronnie BREWER
Dir. of Student-Athlete Development
& Mid-South Recruiting



Kevin BUTTY
Video Coordinator



Dave RICHARDSON
Head Strength & Condition-
ing Coach



Matt TOWNSEND
Head Athletic Trainer

ESPN'S 10 COLLEGE BASKETBALL TEAMS WITH THE MOST NBA PROSPECTS

1. Duke Cameron Boozer (No. 3), Dame Sarr (No. 10), Isaiah Evans (No. 20), Patrick Ngongba (No. 27), Nikolas Khamenia (No. 34). Others Cayden Boozer, Sebastian Wilkins
2. Houston Chris Cenac Jr. (No. 7), Joseph Tugler (No. 23), Kingston Flemings (No. 37), Isiah Harwell (No. 45). Others: Milos Uzan (No. 55), Emanuel Sharp (No. 89)
3. Arizona Koa Peat (No. 8), Dwayne Aristode (No. 32), Brayden Burries (No. 41), Motiejus Krivas (No. 49). Others: Ivan Kharchenkov (No. 52), Jaden Bradley (No. 100), Sidi Gueye
4. UConn Braylon Mullins (No. 12), Alex Karaban (No. 40) Others: Eric Reibe (No. 53), Solo Ball (No. 59), Others: Tarris Reed Jr., Jaylin Stewart, Silas Demary Jr.
5. ARKANSAS **DARIUS ACUFF JR. (NO. 16), MELEEK THOMAS (NO. 26), KARTER KNOX (NO. 38). OTHERS: TREVON BRAZILE, D.J. WAGNER, BILLY RICHMOND III, MALIQUE EWIN**
6. Florida 7. Kentucky 8. Michigan 9. Illinois 10. BYU

ESPN: RANKING MEN'S BASKETBALL TOP 10 FRESHMAN OF THE YEAR CONTENDERS

1. A.J. Dybantsa - SF, BYU
2. Cameron Boozer, PF, Duke
3. Caleb Wilson, PF, North Carolina
4. Mikel Brown Jr., PG, Louisville
5. Koa Peat, PF, Arizona
6. Kingston Flemings, PG, Houston
7. Neoklis Avdalas, PG, Virginia Tech
8. Nate Ament, SF, Tennessee
9. David Mirkovic, F, Illinois

10. DARIUS ACUFF JR. AND MELEEK THOMAS, G, ARKANSAS

"We thought the two Arkansas stars were both good enough to crack this list. **They're a package deal and have staked their claim as one of America's best duos in just a handful of games.** Together, they're averaging 35.2 points, 8.5 assists and 7.7 rebounds. Acuff has made 43.8% of his shots from beyond the arc Thomas is leading the team at 18.3 ppg while averaging 5.2 rebounds and 4.2 assists. **John Calipari has a couple of elite freshmen in his backcourt.**"
- ESPN's Myron Medcalf

Acuff Named SEC Freshman of the Week (12/8)

- Arkansas guard Darius Acuff Jr. averaged 17.5 points, nine assists and five rebounds in wins over #6 Louisville and Fresno State to be named the SEC Men's Basketball Freshman of the Week (12/08).
- In the win over #6 Louisville:**
 - Recorded his **first career double-double with 17 points and a career-high 10 assists** while adding five rebounds.
 - Scored 11 of his 17 points in the second half. Specifically, Acuff finished the game scoring 9 of the Hogs' final 15 points (3-5 FG • 3-3 FT) with an assist and a rebound.
 - In the first half, he had six of his 10 assists as Arkansas led 47-29 at the break.
 - He is the only Razorback freshman since 1992-93 to get 10 assists versus an AP top 25 team. Overall, he is just the third Razorback, regardless of class, to have 10 assists versus an AP top 25 (HogStats).**
- In the win over Fresno State:**
 - Had a **game-high 18 points and eight assists** with just one turnover and five rebounds.
 - Spurred a second-half surge. He scored 11 second-half points (4-of-6 FG • 3-of-5 3PT) with five assists. During a 22-6 run to start the second half, Acuff scored 8 of his 11 second-half points (3-3 FG • 2-2 3PT) with an assist and a steal.

Acuff Success Rockets Him Up NCAA/SEC Rankings; 2nd Among NCAA FR in Assists

- After dishing out 26 assists the last three games, Darius Acuff Jr. shot up the NCAA/SEC rankings.
PRIOR TO LOUISVILLE: 4.4 assists/gm 119th NCAA/7th SEC 31 total assists 193rd NCAA/9th SEC
AFTER FRESNO ST: 5.4 assists/gm 41st NCAA/2nd SEC 49 total assists 68th NCAA/3rd SEC
AFTER TEXAS TECH: 5.7 assists/gm 35th NCAA/2nd SEC 57 total assists 50th NCAA/2nd SEC
- For the season, Acuff ranks 2nd among all NCAA freshmen in assists/gm (5.7) ... and 6th in scoring (17.7 ppg)**

Acuff Pading Stats vs Nation's Best

- Darius Acuff is averaging 17.7 points and 5.7 assists per game. However, he is averaging:
 - 19.7 & 7.0 in neutral site games (21 & 5 vs Duke • 18 & 8 vs Fresno St • 20 & 8 vs Texas Tech)
 - 18.8 & 6.75 in neutral/away games (16 & 6 at Mich St • 21 & 5 vs Duke • 18 & 8 vs Fresno • 20 & 8 vs Texas Tech)**
 - 18.5 & 7.25 vs ranked opponents (16 & 6 at Mich St • 21 & 5 vs Duke • 17 & 10 vs Louisville • 20 & 8 vs Texas Tech)**

Acuff Streak Reaches 10

- Darius Acuff Jr. is the only Razorback to score in double figures in all 10 games.
- Most consecutive games to begin a Razorback career by scoring 10+ points in each game by Arkansas freshman since 1981-82:
 - 13 - Isaiah Joe 2018-19
 - 10 - Moses Moody 2020-21
 - 10 - Darius Acuff Jr. 2025-26**

LATER THIS WEEK: Hogs to Face Houston in Newark

- For the second-straight year, Arkansas will travel to the New York Metropolitan area in December as the Razorbacks will face the Houston Cougars on Dec. 20 in Newark's Prudential Center (Home of the New Jersey Devils) in the Never Forget Tribute Classic.
 - It will be Arkansas' first time to play in the Prudential Center.
- While the Razorbacks have only played the Cougars three times, Coach Calipari faced Houston 20 times (19 as head coach at Memphis and once at UK).
- Arkansas trails, 1-2, in the series with Houston**
 - Lost at North Little Rock (2011)
 - Won in Bud Walton (2016)
 - Lost at Houston (2017)
- Overall, Coach Cal is 17-3 versus Houston**
 - 16-3 while at Memphis
 - 1-0 while at UK, a win in the 2019 NCAA Sweet 16

CAL IN THE PRUDENTIAL CENTER (2-0)

3/25/2011 UK vs Ohio State W NCAA Sweet 16
3/27/2011 UK vs North Carolina W NCAA Elite 8

NBA OPENING DAY ROSTERS

- The Razorbacks have nine players on 2025-26 NBA opening day rosters.
- The last two years, Arkansas had 11 #ProHogs on NBA rosters to mark the most Razorbacks in the NBA in the same season. The previous best was nine players in the 1992-93 season and 1995-96 season.
- Arkansas is one of 10 NCAA programs to have at least nine players on NBA opening day rosters. Arkansas is also second among SEC programs.
- Razorback head coach John Calipari has an NBA-best 26 players on NBA opening day rosters.

RAZORBACKS ON OPENING DAY ROSTERS (9)

#0 Anthony Black, Orlando Magic
#21 Daniel Gafford, Dallas Mavericks
#11 Isaiah Joe, Oklahoma City Thunder
#4 Moses Moody, Golden State Warriors
#9 Bobby Portis, Milwaukee Bucks
#3 Nick Smith Jr., Los Angeles Lakers
#1 Adou Thiero, Los Angeles Lakers
#27 Jordan Walsh, Boston Celtics
#6 Jaylin Williams, Oklahoma City Thunder

CALIPARI PLAYERS ON OPENING DAY ROSTERS (26)

#13 Bam Adebayo, C/F, Miami Heat
#1 Devin Booker, G, Phoenix Suns
#3 Anthony Davis, F/C, Dallas Mavericks
#4 Rob Dillingham, G, Minnesota Timberwolves
#11 Justin Edwards, SF, Philadelphia 76ers
#4 De'Aaron Fox, G, San Antonio Spurs
#2 Shai Gilgeous-Alexander, G, Oklahoma City Thunder
#14 Tyler Herro, G, Miami Heat
#22 Isaiah Jackson, F, Indiana Pacers
#3 Keldon Johnson, F/G, San Antonio Spurs
#0 Tyrese Maxey, PG, Philadelphia 76ers
#0 Malik Monk, G, Sacramento Kings
#27 Jamal Murray, G, Denver Nuggets
#5 Immanuel Quickley, G, Toronto Raptors
#30 Julius Randle, F/C, Minnesota Timberwolves
#12 Antonio Reeves, G, New Orleans Pelicans
#2 Nick Richards, C, Phoenix Suns
#17 Shaedon Sharpe, G, Portland Trail Blazers
#15 Reed Sheppard, G, Houston Rockets
#1 Adou Thiero, Los Angeles Lakers
#00 Jacob Toppin, F, Atlanta Hawks
#32 Karl-Anthony Towns, C/F, New York Knicks
#34 Oscar Tshiebwe, F/C, Utah Jazz
#2 Jarred Vanderbilt, F, Los Angeles Lakers
#22 Cason Wallace, G, Oklahoma City Thunder
#25 PJ Washington, F, Dallas Mavericks

MOST NBA PLAYERS ON OPENING DAY ROSTER (including 2-way)

1 Kentucky	27
2 Duke	24
3 UCLA	14
4 Arizona	14
5 Kansas	11
Gonzaga	11
Michigan	11
8 USC	10
9 Arkansas	9
Baylor	9

CALIPARI vs SEC SCHOOLS

1 Kentucky	27
(COACH CAL	26)
2 Arkansas	9
3 Alabama	8
Florida	8
5 Auburn	7
6 Texas	6
Tennessee	6
LSU	6
9 Vanderbilt	5
Missouri	5
11 Georgia	4
Oklahoma	4
Texas A&M	4
14 South Carolina	3
15 Mississippi State	1
16 Ole Miss	0

PLAYER MISCELLANEOUS STATS

* - Indicates played in some games but redshirted that season

LED HIS TEAM IN SCORING (INCLUDES TIES)

Player	21-22	22-23	23-24	24-25	25-26	Career
Acuff Jr.	-	-	-	-	5	5
Brazile	0	2 *	0	1	3	6
Ewin	-	0	-	6	1	7
Knox	-	-	-	3	0	3
Pringle	1	1	0	1	0	3
Richmond III	-	-	-	1	0	1
Thomas	-	-	-	-	2	21
Wagner	-	-	2	2	0	4

LED HIS TEAM IN REBOUNDING (INCLUDES TIES)

Player	21-22	22-23	23-24	24-25	25-26	Career
Brazile	7	5 *	12	9	4	37
Ewin	-	0	-	17	1	18
Knox	-	-	-	1	2	3
Pringle	1	2	8	11	2	24
Richmond III	-	-	-	4	0	4
Thomas	-	-	-	-	1	1
Wagner	-	-	2	0	0	2

LED HIS TEAM IN ASSISTS (INCLUDES TIES)

Player	21-22	22-23	23-24	24-25	25-26	Career
Acuff Jr.	-	-	-	-	7	7
Ewin	-	0	-	2	0	2
Pringle	0	0	1	1	0	2
Richmond III	-	-	-	1	0	1
Thomas	-	-	-	-	2	2
Wagner	-	-	7	16	2	25

DOUBLE-FIGURE SCORING GAMES

Player	21-22	22-23	23-24	24-25	25-26	Career
Acuff Jr.	-	-	-	-	10	10
Brazile	4	6 *	9	10	6	34
Ewin	-	1	-	23	3	27
Knox	-	-	-	14	4	18
Pringle	1	5	13	14	1	34
Richmond III	-	-	-	6	4	10
Sealy	-	-	-	-	2	2
Thomas	-	-	-	-	9	9
Wagner	-	-	13	22	4	39

DOUBLE FIGURE REBOUNDING GAMES

Player	21-22	22-23	23-24	24-25	25-26	Career
Brazile	1	2 *	4	4	3	14
Ewin	-	0	-	9	0	9
Knox	-	-	-	0	2	2
Pringle	1	2	4	5	0	12

DOUBLE FIGURE ASSISTS GAMES

Player	21-22	22-23	23-24	24-25	25-26	Career
Acuff Jr.	-	-	-	-	1	1
Wagner	-	-	1	0	0	1

DOUBLE-DOUBLES

Player	21-22	22-23	23-24	24-25	25-26	Career
Acuff Jr.	-	-	-	-	1	1
Brazile	0	2 *	4	4	3	13
Ewin	-	0	-	9	0	9
Knox	-	-	-	0	2	2
Pringle	1	2	3	3	0	9
Wagner	-	-	1	0	0	1

TRIPLE-DOUBLES

Player	21-22	22-23	23-24	24-25	25-26	Career
--						

20+ POINT SCORING GAMES

Player	21-22	22-23	23-24	24-25	25-26	Career
Acuff	-	-	-	-	5	5
Brazile	0	3 *	0	0	3	6
Ewin	-	0	-	4	1	5
Knox	-	-	-	2	1	3
Thomas	-	-	-	-	2	2
Wagner	-	-	2	1	0	3

30+/40+ POINT SCORING GAMES

Player	21-22	22-23	23-24	24-25	25-26	Career
--						

1+/3+ THREE-POINTERS MADE IN A GAME

Player	21-22	22-23	23-24	24-25	25-26	Career
Acuff	-	-	-	-	9/4	9/4
Brazile	10/0	5/3 *	15/2	14/2	5/2	49/9
Ewin	-	0	-	0	1	1
Knox	-	-	-	21/5	6/3	27/8
Richmond III	-	-	-	2/0	4/0	6/0
Thomas	-	-	-	-	10/5	10/5
Wagner	-	-	16/3	23/4	6/0	45/7

Net Gains #45 to #18 in 3 Wins

- After its 89-80 win over #6 Louisville, Arkansas climbed 12 spots in the NCAA NET, going from #45 to #33.
- Then, with its 24-point win over Fresno State in North Little Rock, the Hogs climbed another 10 spots to #23.
- Now, after its 93-86 win over #16 Texas Tech in Dallas, Arkansas jumped five spots to #18.

Hogs Improve to 3-0 in ACC/SEC Challenge

- With an 89-80 victory over #6 Louisville on Wednesday, Arkansas improved to 3-0 in the three-year ACC/SEC Challenge.
 - ^ 2023, Arkansas hosted and defeated #7 Duke, 80-75.**
 - ^ 2024, Arkansas traveled to Miami and won, 76-73.**
 - ^ 2025, Arkansas hosted and defeated #6 Louisville, 89-80.**
- In the three years of the Challenge, **the SEC leads 30-16**, thanks to a 14-2 record last season and a 9-7 mark in 2025.
 - ^ Overall, the series stands at 2-0-1 in the SEC's favor.

Cal Climbs Charts

- With Arkansas' win over Samford (Nov. 11), Razorback head coach John Calipari recorded his 880th career win as an NCAA Division I coach, passing Dean Smith for sixth all-time.
- Coach Cal now has 885 on-court wins and is 15 shy of reaching 900 wins as head coach of an NCAA Division I program.
 - ^ Currently, only four coaches have at least 900 on-court wins as head coach at NCAA Division I programs: **Mike Krzyzewski (1,202); Jim Boeheim (1,116); Roy Williams (903) and Bob Knight (902).** (Note: Bob Huggins, Jim Calhoun and Cliff Ellis reached at least 900 career wins, but not all came as head coach at DI programs.)
 - ^ St. John's Rick Pitino (891 wins) and Coach Cal (885) are on pace to reach the 900-win milestone this season.

5 "Made for TV" Games on the Non-Con Schedule; DUKE GAME ON CBS MAKES HISTORY

- Nov. 8 at Michigan State**
 - ^ On the first weekend of college basketball with college football in the forefront of everyone's minds, FOX averaged more than 1.67 million viewers for that primetime telecast. At the time, it was the network's most-watched, regular-season broadcast since a UConn-Gonzaga game December 2024 that averaged more than 1.71 million.
- Nov. 27 vs Duke in Chicago on CBS on Thanksgiving**
 - ^ **"CBS Sports Thanksgiving Classic" was the most-watched regular-season college basketball game on ANY NETWORK since the 1992-93 Season with 6.813 Million Viewers. Viewership for Duke-Arkansas Increased +32% vs. last year's Thanksgiving Game between Arkansas and Illinois.**
 - ^ Note: the largest regular-season, college basketball viewership for any network came on Feb. 21, 1993 • Purdue-Indiana, with 7.225 million viewers on CBS.
 - ^ Last year, the Arkansas-Illinois game on Thanksgiving in Kansas City on CBS. 5.1 million viewers tuned in to make it – at the time – the 2nd largest, regular-season college basketball television audience since 2008.
- Dec. 3 vs Louisville at home for the ESPN ACC/SEC Challenge ... Ratings not available at this time**
- Dec. 13 vs Texas Tech in Dallas for the ESPN2 Revocruit Rematch ... Ratings not available at this time**
- Dec. 20 vs Houston in Newark for the CBS Never Forget Tribute Classic**
- Last year, Arkansas played in some of the highest-rated broadcasts of the season including its wins over Kansas and St. John's in the NCAA Tournament, its win at Kentucky and its win over Michigan in the Jimmy V Classic.

An Elite Schedule

- Starting with the Michigan State game, Arkansas will make history when it becomes the first team (on record) to play all the teams that advanced to the NCAA Elite 8 the previous year, four SEC opponents and four non-conference opponents.
- The Razorbacks will face the Final Four teams**
 - Houston (in Newark)
 - Duke (in Chicago)
 - Florida (in Gainesville)
 - Auburn (a home-and-home series)
- The Razorbacks will face the other Elite 8 teams**
 - Tennessee (in Fayetteville)
 - Alabama (in Fayetteville)
 - Texas Tech (in Dallas)
 - Michigan State (in East Lansing)

Overall Schedule Notes

- Including Arkansas, the Razorbacks' schedule includes 11 of the 2025 NCAA Sweet 16 teams.**
- Arkansas will face a total of 18 teams that played in the 2025 NCAA Tournament including:**
 - ^ 4 Teams that reached the Final Four: Houston, Duke, Florida and Auburn
 - ^ 4 Teams that reached the Elite Eight: Tennessee, Alabama, Texas Tech and Michigan State
 - ^ 2 Teams that reached the Sweet 16: Ole Miss and Kentucky
 - ^ 1 Team that reached the 2nd Rd: Texas A&M
 - ^ 7 Teams that reached the 1st Rd/1st Four: Louisville, Missouri, Texas, Mississippi State, Vanderbilt, Georgia, Oklahoma
- Arkansas will face seven teams that won a total of nine conference champions and an additional four that were regular season runners-up.**
 - ^ Southern won the SWAC regular season (15-3 record)
 - ^ Michigan St. won the BIG10 regular season (17-3 record)
 - ^ Duke won the ACC Tourney & regular season (19-1 record)
 - ^ Houston won the Big 12 Tournament and regular season (19-1 record)
 - ^ Auburn won the SEC regular season (15-3 record)
 - ^ James Madison was Sun Belt co-regular season champion (13-5 record)
 - ^ Florida won the SEC Tournament
 - ^ Conference regular season runners-up include Winthrop, Jackson State, Louisville and Texas Tech
- Of the 28 teams on the schedule, Arkansas will face 22 that won at least 20 games last season.
 - ^ Duke (31)
 - ^ Houston (30)
 - ^ Florida (30)
 - ^ Auburn (28)
 - ^ Tennessee (27)
 - ^ Michigan State (27)
 - ^ Louisville (27)
 - ^ Alabama (25)
 - ^ Texas Tech (25)
 - ^ Winthrop (23)
 - ^ Ole Miss (22)
 - ^ Kentucky (22)
 - ^ Texas A&M (22)
 - ^ Missouri (22)
 - ^ Samford (22)
 - ^ Mississippi State (21)
 - ^ Queens (20)
 - ^ Vanderbilt (20)
 - ^ Georgia (20)
 - ^ Oklahoma (20)
 - ^ Southern (20)
 - ^ James Madison (20)

2025-26 PRESEASON HONORS

Darius Acuff Jr.

- Naismith National Player of the Year Watch List (1 of 50)
- USBWA Oscar Robertson Trophy POY Watch List (1 of 50)
- John R. Wooden Award POY Watch List (1 of 50)
- USBWA Wayman Tisdale Trophy FOY Watch List (1 of 25)
- Bob Cousy Award Watch List (1 of 20)
- Andy Katz's Top 10 NCAA Freshmen
- Dick Vitale's Diaper Dandies (1 of 5 National Impact Freshmen)
- All-SEC third team (Coaches)

Malique Ewin

- Kareem Abdul-Jabbar Award Watch List (1 of 20)

Karter Knox

- Julius Erving Award Watch List (1 of 20)
- Andy Katz's Top 10 NCAA Sophomores
- All-SEC third team (Media)
- All-SEC third team (Coaches)

D.J. Wagner

- John R. Wooden Award POY Watch List (1 of 50)
- All-SEC third team (Media)
- All-SEC third team (Coaches)

Meleek Thomas

- USBWA Wayman Tisdale Trophy FOY Watch List (1 of 25)

These are the (Fast) Breaks; 3rd in the NCAA

- Arkansas is averaging 21.8 points on fastbreaks, which ranks 3rd-best in the NCAA.
- The Hogs had 34 fastbreak points versus Jackson State, compared to four by the Tigers.
 - ^ The 34 fastbreak points are the most in a game since the stat has been tracked (2011-12) with the previous high being 32 vs Southern earlier this year and versus UCA in 2021. (HogStats)
- **ON THE DEFENSIVE END, ARKANSAS IS ONLY ALLOWING 8.9 FASTBREAK POINTS PER GAME (89 TOTAL).**
 - ^ SOU: Arkansas scored 32 fastbreak points The Jaguars had 12 Hogs +20
 - ^ at MSU: Arkansas only scored 18 fastbreak points The Spartans had 14 Hogs +4
 - ^ UCA: Arkansas scored 30 fastbreak points The Bears had 13 Hogs +17
 - ^ SAM: Arkansas scored 22 fastbreak points The Bulldogs had 9 Hogs 13
 - ^ WIN: Arkansas scored 16 fastbreak points The Eagles had 9 Hogs +7
 - ^ JSU: Arkansas scored 32 fastbreak points The Tigers had 4 Hogs +28
 - ^ DUKE: Arkansas only scored 14 fastbreak points The Blue Devils had 5 Hogs +9
 - ^ LOU: Arkansas had just 8 fastbreak points The Cardinals had 8 --
 - ^ FRESNO Arkansas scored 26 fastbreak points The Bulldogs had 11 Hogs +15
 - ^ TX TECH: Arkansas scored 18 fastbreak points The Red Raiders had 4 Hogs +14

Freebies ... 15th in NCAA in FT%

- Despite having its "worst" performance of the year at the line last week (vs Louisville and Fresno ... making 73.1% (38-of-52), **Arkansas ranks 15th in the NCAA – 1st in the SEC – in free throw percentage at 78.3% (170-of-217).**
 - ^ Meleek Thomas leads the team in both makes (29) & attempts (35) and is shooting 82.9%.
 - ^ Trevon Brazile is 26-of-33 and is shooting 78.8% ... **an improvement over last year's 52.9%**
 - ^ Malique Ewin made his first 15 attempts and is 16-of-19 for the season (84.2%)
 - ^ Karter Knox is 12-of-14 for a team-best 85.7% and, in limited playing time, Isiah Sealy is 17-of-21 (81.0%)
 - ^ Nick Pringle is only at 72.7% (13-of-18) BUT he has made 8 of his last 10 (80%).
- Arkansas was just 9-of-11 at the line versus Duke. They had attempted at least 22 free throws in each of the first six games, shooting **90.9% vs Winthrop (20-22); 86.2% vs Southern (25-29) and 81.8% vs Central Arkansas (19-22).**

Defending the 3

- Arkansas opponents are only making 29.3% (84-of-287) of their 3-point attempts, which is a pretty true average as two opponents had great success shooting the 3, four were just OK and four had little success. **Arkansas was a low as 28th in the NCAA in defending the 3, but fell to 54th after Texas Tech, which is where it stood prior to Louisville.**
 - ^ After holding Louisville to 8-of-37 (21.6%) shooting from deep, Arkansas moved from 114th in the NCAA in 3PT defense to 57th ... Then, Arkansas held Fresno to 4-of-26 (15.4%) and climbed to 28th nationally.
 - ^ Texas Tech was 13-of-31 (41.9%) but was just 5-of-16 (31.3%) in the second half.
- **THE BAD (FOR ARK): Southern and Winthrop were a combined 27-of-59 (45.8%) from 3-point range**
 - ^ Southern opened the season making 12-of-27 triples (44%)
 - ^ Winthrop was 15-of-32 (46.9%) from deep, making 7 in the 1st half and 8 in the 2nd
- **THE OK (FOR ARK): Samford, Jackson State, Duke and Texas Tech were a combined 40-of-110 (36.4%) from 3-point range**
- **THE GOOD (FOR ARK): MICHIGAN ST, UCA, LOUISVILLE & FRESNO WERE A COMBINED 17-OF-118 (14.4%) 3PT RANGE**
 - ^ Michigan State was just 1-of-14 (7.1%) from deep
 - ^ UCA was just 4-of-41 (9.8%) from deep, including 0-of-18 in the second half.
 - ^ Louisville made 8 but took 37 (21.6%). **The Cardinals entered the game 2nd in the NCAA in 3-pointers made per game (13.1) and ranked 60th in the NCAA in 3PT% at 37.3%. After Arkansas, Louisville dropped to 118th in 3PT% (35.3%)**
 - ^ **Fresno State was just 4-of-26 as Arkansas held the Bulldogs' top four 3-point shooters to a combined 0-of-16 from deep.** Jake Heidbreder (entered the game 34.3% 3PT) was 0-of-5, Zaon Collins (entered the game 36.345 3PT) to 0-of-5, DeShawn Gory (entered the game 32.5 3PT) was 0-of-3 and Cameron Faas (entered the game 31.7%) to 0-of-3.
- In the exhibitions, Arkansas defending the 3 well, holding Cincinnati and Memphis to a combined 22.1% (15-of-68)

Owning The Ball

- Arkansas had 24 assists with just four turnovers in the Jackson State win.
- Arkansas has dished out at least 15 assists in 7 of the 10 games and kept its turnovers to single digits in 7 of the 10.
- **The Razorbacks rank 11th in the NCAA in assist-to-turnover ratio at 1.88.**
 - ^ Arkansas averages 17.3 assists (53rd NCAA) and commits just 9.2 turnovers per game (11th NCAA • 1st SEC).
 - ^ **Meleek Thomas ranks 37th in the NCAA in assist/turnover ratio at 3.44 and Darius Acuff Jr. ranks 35th in the NCAA in assists (5.7).**
- Arkansas has had a positive assist-turnover ratio in each of its first 10 games for the first time since 2015-16. That team started with 11 straight positive ratio games.

Thomas & Brazile Make Big Defensive Plays Inside Final Minute to Win Winthrop Game

- Meleek Thomas scored 26 points. Trevon Brazile just missed a double-double with 14 and 8 while adding a key assist with 1:13 left to start Arkansas's 6-0 run to end the game. However, it was the two's defense that won the game.
- **THOMAS**
 - ^ **Down one with 15 seconds left, Thomas came from the help-side to get a steal.** He threw the ball to Nick Pringle, who scored the game-winner with 11.9 seconds left.
 - ^ On the ensuing possession, Winthrop put the ball in its leading scorer's hand (Daylen Berry) and **Thomas played tough, solid defense for 8 seconds and Berry's 3-pointer was not close as time expired.**

TEAM MISCELLANEOUS STATS

RECORD BREAKDOWN

At Bud Walton Arena	2025-26: 6-0	Cal Era: 19-4
On The Road	2025-26: 0-1	Cal Era: 4-7
Neutral Site (includes NLR)	2025-26: 2-1	Cal Era: 7-5
White "Razorbacks" Uni	2025-26: 5-0	Cal Era: 16-4 *
White "94 "Razorbacks" Uni	2025-26: 1-1	Cal Era: 1-2
White "Hog" Uni	2025-26: 2-0	Cal Era: 7-1
Cardinal "Arkansas" Uni	2025-26: 0-1	Cal Era: 3-6
Cardinal "94 "Razorbacks" Uni	2025-26: 0-0	Cal Era: 3-3

* L at Mizzou '25 wearing white

STARTING THE GAME

When ARK wins tip	2025-26: 4-0	Cal Era: 22-9
When OPP wins tip	2025-26: 4-2	Cal Era: 8-7
When ARK scores first	2025-26: 4-0	Cal Era: 16-8
When OPP scores first	2025-26: 4-2	Cal Era: 14-8

LEADS AND DEFICITS

Leading at the half	2025-26: 7-1	Cal Era: 22-3
• 2025-26: home: 6-0 / road: 0-1 / neutral 1-0		
Trailing at the half	2025-26: 1-1	Cal Era: 8-12
• 2025-26: home: 0-0 / road: 0-0 / neutral 0-1		
Tied at the half	2025-26: 0-0	Cal Era: 0-1
• 2025-26: home: 0-0 / road: 0-0 / neutral 0-0		
'25-26 W/ 10:00 left	Leading: 7-1 Trailing: 1-1 Tied: 0-0	
• Cal Era Leading: 27-5 Trailing: 3-11 Tied: 0-0		
'25-26 W/ 5:00 left	Leading: 8-0 Trailing: 0-2 Tied: 0-0	
• Cal Era Leading: 27-1 Trailing: 3-14 Tied: 0-1		
'25-26 W/ 2:00 left	Leading: 7-0 Trailing: 1-2 Tied: 0-0	
• Cal Era Leading: 25-1 Trailing: 3-14 Tied: 1-1		
'25-26 in OT	ALL: 0-0 OT: 0-0 2OT: 0-0 3OT: 0-0	
• Cal Era ALL: 0-0 OT: 0-0 2OT: 0-0 3OT: 0-0		
1 Possession GMS (3 pts or less)	2025-26: 1-1	Cal Era: 5-4
GMS decided by 4-to-10 pts	2025-26: 3-1	Cal Era: 10-8
GMS decided by 11-to-20 pts	2025-26: 0-0	Cal Era: 7-3
GMS decided by 21-plus pts	2025-26: 4-0	Cal Era: 8-1

PLAYER SCORING

Only 1 Hog in Double Figures	2025-26: 0-0	Cal Era: 0-0
2 Hogs in Double Figures	2025-26: 0-0	Cal Era: 3-3
3 Hogs in Double Figures	2025-26: 1-1	Cal Era: 7-5
4 Hogs in Double Figures	2025-26: 4-1	Cal Era: 9-5
5 Hogs in Double Figures	2025-26: 2-0	Cal Era: 8-2
6 Hogs in Double Figures	2025-26: 0-0	Cal Era: 1-0
7 Hogs in Double Figures	2025-26: 1-0	Cal Era: 3-0
8+ Hogs in Double Figures	2025-26: 0-0	Cal Era: 0-0
At Least 1 Hog Scores 20+	2025-26: 7-1	Cal Era: 18-5
2 Hogs Score 20+	2025-26: 0-0	Cal Era: 4-2
3+ Hogs Score 20+	2025-26: 2-0	Cal Era: 2-0

TEAM SCORING

	ARK	OPP
30-39 pts	'25-26: 0-0 Cal Era: 0-0	'25-26: 0-0 Cal Era: 1-0
40-49 pts	'25-26: 0-0 Cal Era: 0-0	'25-26: 0-0 Cal Era: 1-0
50-59 pts	'25-26: 0-0 Cal Era: 0-2	'25-26: 2-0 Cal Era: 4-0
60-69 pts	'25-26: 0-1 Cal Era: 2-8	'25-26: 1-1 Cal Era: 9-4
70-79 pts	'25-26: 1-1 Cal Era: 10-3	'25-26: 2-0 Cal Era: 8-6
80-89 pts	'25-26: 3-0 Cal Era: 7-3	'25-26: 3-1 Cal Era: 6-5
90-99 pts	'25-26: 2-0 Cal Era: 8-0	'25-26: 0-0 Cal Era: 1-1
100+ pts	'25-26: 2-0 Cal Era: 3-0	'25-26: 0-0 Cal Era: 0-0

ARK SHOOTING PCT FG% 3PT%

50% or Better	'25-26: 4-0 Cal Era: 15-0	'25-26: 2-0 Cal Era: 4-0
40% - 49.9%	'25-26: 4-1 Cal Era: 13-9	'25-26: 0-0 Cal Era: 7-2
30% - 39.9%	'25-26: 0-1 Cal Era: 1-6	'25-26: 6-1 Cal Era: 12-5
20% - 29.9%	'25-26: 0-0 Cal Era: 0-1	'25-26: 0-1 Cal Era: 5-6
19.9% or Worse	'25-26: 0-0 Cal Era: 0-0	'25-26: 0-0 Cal Era: 2-3

OPP SHOOTING PCT FG% 3PT%

50% or Better	'25-26: 1-0 Cal Era: 3-1	'25-26: 0-0 Cal Era: 0-0
40% - 49.9%	'25-26: 3-2 Cal Era: 12-14	'25-26: 3-0 Cal Era: 8-2
30% - 39.9%	'25-26: 3-0 Cal Era: 11-2	'25-26: 2-1 Cal Era: 9-8
20% - 29.9%	'25-26: 1-0 Cal Era: 3-0	'25-26: 1-0 Cal Era: 6-4
19.9% or Worse	'25-26: 0-0 Cal Era: 0-0	'25-26: 2-1 Cal Era: 7-2

REBOUNDING/TURNOVERS

Out-rebounding opponent	2025-26: 6-0	Cal Era: 19-2
Out-rebounded by opp.	2025-26: 2-2	Cal Era: 10-14
Rebounds are even	2025-26: 0-0	Cal Era: 1-0
Grabbing 10+ off reb	2025-26: 4-2	Cal Era: 11-11
Forcing 15+ turnovers	2025-26: 2-0	Cal Era: 10-1
Committing less than 15 TO	2025-26: 8-2	Cal Era: 25-12

BY MONTH

In November	2025-26: 5-2	Cal Era: 10-4
In December	2025-26: 3-0	Cal Era: 9-0
In January	2025-26: 0-0	Cal Era: 1-6
In February	2025-26: 0-0	Cal Era: 5-3
In March	2025-26: 0-0	Cal Era: 5-3
In April	2024-25: 0-0	Cal Era: 0-0

PLAYER MISCELLANEOUS STATS

* - Indicates played in some games but redshirted that season

5+ REBOUNDS IN A GAME

Player	21-22	22-23	23-24	24-25	25-26	Career
Acuff	-	-	-	-	3	3
Brazile	16	6 *	15	19	8	64
Ewin	-	1	-	21	4	26
Knox	-	-	-	7	6	13
Pringle	2	5	17	20	6	50
Richmond III	-	-	-	6	4	10
Sealy	-	-	-	-	1	1
Thomas	-	-	-	-	5	5
Wagner	-	-	2	4	0	6

3+5+ ASSISTS IN A GAME

Player	21-22	22-23	23-24	24-25	25-26	Career
Acuff	-	-	-	-	9/7	9/7
Brazile	0/0	0/0 *	0/0	1/0	0/0	1/0
Ewin	-	0/0	-	3/0	1/0	4/0
Knox	-	-	-	3/1	1/0	4/1
Pringle	0/0	0/0	2/0	3/0	1/0	6/0
Richmond III	-	-	-	7/1	2/0	9/1
Thomas	-	-	-	-	5/2	5/2
Wagner	-	-	20/7	26/13	5/2	51/22

3+ BLOCKS IN A GAME

Player	21-22	22-23	23-24	24-25	25-26	Career
Brazile	5	1 *	4	3	1	14
Ewin	-	1	-	2	0	3
Knox	-	-	-	1	0	1
Pringle	0	1	1	1	1	4

3+ STEALS IN A GAME

Player	21-22	22-23	23-24	24-25	25-26	Career
Brazile	0	0 *	0	4	1	5
Ewin	-	0	-	3	0	3
Pringle	1	1	0	0	0	2
Thomas	-	-	-	-	2	2
Wagner	-	-	3	1	2	6

DUNKS

Player	21-22	22-23	23-24	24-25	25-26	Career
Acuff	-	-	-	-	2	2
Brazile	NA	12 *	28	35	12	85
Ewin	-	NA	-	NA	13	NA
Knox	-	-	-	14	6	20
Pringle	4	23	40	32	11	108
Richmond III	-	-	-	17	9	26
Sealy	-	-	-	-	3	3
Thomas	-	-	-	-	1	1
Wagner	-	-	1	4	2	7

DYNAMIC DUO

• Darius Acuff Jr. (17.7 ppg) and Meleek Thomas (16.0 ppg) are the top scoring freshmen combo in the country ... and it's isn't even close. They are the only NCAA rookies duo to each average over 14 ppg.

FROSH PPG LEADERS (THRU 12/14)

	G	TOT	AVG
1 Cameron Boozer, Duke	10	230	23.0
2 Ebuka Okorie, Stanford	9	189	21.0
3 AJ Dybantsa, BYU	10	209	20.9
4 Caleb Wilson, North Carolina	10	194	19.4
5 Lewis Walker, N.C. A&T	9	172	19.1
6 DARIUS ACUFF JR., ARKANSAS	10	177	17.7
7 Tounde Yessoufou, Baylor	9	159	17.7
8 Gavin Sykes, Long Beach St.	11	188	17.1
9 Mikel Brown Jr., Louisville	10	166	16.6
10 Ace Glass III, Washington St.	10	166	16.6
11 Nate Ament, Tennessee	10	163	16.3
12 Thijs De Ridder, Virginia	10	161	16.1
13 Larry Johnson, McNeese	11	177	16.1
T14 MELEEK THOMAS, ARKANSAS	10	160	16.0
T14 Alex Wilkins, Furman	11	176	16.0



BRAZILE

- Had four blocked shots ... all in the second half ... all in the final 11 minutes
- Two were 3-point attempts and one was a jumper at the free throw line
- The last one (jumper at the FT line) came with 42 ticks left and led to a Darius Acuff layup to get to within one (83-82).

Brazile Back at It ... "Wins" Louisville Game With Block; TB and DA Bookend Offense

- It wasn't just Trevon Brazile's defense that helped Arkansas beat Winthrop. Razorback head coach John Calipari said there was one play that "won the game" versus Louisville... a Brazile blocked shot.
- There were seven minutes and 31 seconds left to play and Arkansas was up seven (70-63).
- Louisville's Sananda Fru looked like he a clear path for a dunk, but Brazile swatted the attempt away
- "Trevon's block out of nowhere. That, and again, you could say there's a skill there. No, it isn't. It's a will to win. He just went up and said, 'This kid ain't making this basket,'" Calipari said.
- On the offensive end, Brazile scored 21 points on 8-of-11 shooting • 3-of-4 3PT and Darius Acuff Jr. scored 17.
- Brazile scored 12 of the Razorback's first 19 points
- Acuff scored nine of the Hogs' last 15

Fort Knox

- Karter Knox had high expectations coming into the season based on the way he finished last year and his participation in the 2025 NBA Draft Combine. While some may think he is off to a slow start, the stats say different.
- Knox leads the team in 3-point shooting, making 53.8% of his attempts (14-of-26).
- Knox is second on the team in rebounding (5.6 avg.)
- Knox has two double-doubles this season – the first two of his career.
- Versus Fresno State, scored 11 points – 9 in the second half ... with three assists ... During the 22-6 run to start the second half, Knox drained three 3-pointers and dished out two assists.
- Versus Texas Tech, he once again excelled. In last year's NCAA Sweet 16 vs the Red Raiders, Knox had 20 points and 6 rebounds (4-of-4 3PT) ... This year, he scored 20 points and had 6 rebounds (3-of-4 3PT).

Knox and Acuff Spur 2nd Half Surge vs Fresno St

- Arkansas only led by 10 at the break versus Fresno State but put the game away immediately to start the second half.
- During a 22-6 run to start the second half
- Knox drained two 3-pointers coming out of halftime, dished out two assists and added third triple.
- Acuff scored eight points – making two 3-pointers – with an assist and a steal.

Freshmen Sensations (Stats Thru 12/14)

• NCAA TOP FRESHMEN SCORING DUOS

1. Arkansas	33.70 ppg • 337 pts in 10 gms	Darius Acuff Jr. • 177 pts (17.7)	Meleek Thomas • 160 pts (16.0)
2. Illinois	28.73 ppg • 316 pts in 11 gms	Keaton Wagler • 166 pts (15.1)	David Mirkovic • 150 pts (13.6)
2. Penn State	27.09 ppg • 298 pts in 11 gms	Kayden Mingo • 165 pts (15.0)	Melih Tunca • 133 pts (12.1)

• THERE ARE JUST 20 NCAA DI FRESHMEN THAT ARE AVERAGING AT LEAST 15.0 PPG

- Arkansas is the only team with two including Darius Acuff Jr. (17.7) AND Meleek Thomas (16.0)
- Only 7 frosh averaging 16.0 ppg & 3.0 assists including Darius Acuff (17.7 & 5.7) AND Meleek Thomas (16.0 & 3.0)
- Only 6 frosh averaging 16.0 ppg & 1.5 steals including Meleek Thomas (16.0 & 1.5)
- Only 9 frosh averaging 16.0 ppg & 4.0 rebs including Meleek Thomas (16.0 & 4.0)

• THE FULL LIST OF NCAA FROSH TO AVERAGE AT LEAST 17.0 POINTS & 5.0 ASSISTS

- Darius Acuff Jr., Arkansas 17.7 5.7
- THE FULL LIST OF NCAA FROSH TO AVERAGE AT LEAST 16.0 PPG – 4.0 RPG – 3.0 ASSISTS – 1.5 STEALS
- Meleek Thomas, Arkansas 16.0 4.0 3.0 1.5
- Cameron Boozer, Duke 23.0 9.9 3.8 1.7

• THERE ARE JUST 17 NCAA DI FRESHMEN THAT HAVE AN ASSIST/TURNOVER RATIO OF 2.5 OR BETTER

- Arkansas is the only team with two including Meleek Thomas (3.33 / 3rd among NCAA FR)
- Darius Acuff Jr. (2.85 / 12th among NCAA FR)

Rookies Rock

- Meleek Thomas and Darius Acuff Jr. have led Arkansas in nearly every statistical category through the Razorbacks' two exhibitions and the nine season openers.
- The two have combined for 337 points in the regular-season games a cool 38.3% of the team's 881 points.

Unique Malique

- Malique Ewin had an impressive game in the win over Louisville, scoring 12 points and grabbing nine rebounds.
- Was 3-of-4 from the field and 6-of-8 at the line
- Pulled down seven offensive rebounds.
- His career-best is 11 offensive boards vs LSU in last year's ACC/SEC Challenge.
- He had 8 offensive boards at Cal last season
- Versus Texas Tech, Ewin kept the Hogs in the game. He finished with 9 points and 6 rebounds but had seven first-half points (3-of-3 FG) and he grabbed five rebounds.
- Ewin made his first 15 free throw attempts of the season before missing his last two versus Louisville (6-of-8 FT vs the Cards).

Burger Boys

- In the UCA and Samford games, Arkansas started four McDonald's All-Americans – D.J. Wagner ('23) • Karter Knox ('24) • Darius Acuff Jr. ('25) • Meleek Thomas ('25). It was the first and only time the Hogs started four McDonald's All-Americans in the same game.
- In 2022-23, Arkansas started three McDonald's All-Americans: Anthony Black ('22) • Jordan Walsh ('22) • Nick Smith Jr. ('22)
- In 1996-97, Arkansas started three McDonald's All-Americans: Kareem Reid ('94) • Derek Hood ('95) • Glendon Alexander ('96)

ARKANSAS IN 2025-26 RANKINGS

Thru Dec. 14




TEAM IN THE NCAA/SEC

	NCAA	SEC	NO.
Assist/Turnover Ratio (361 ranked)	11	2	1.88
Assists Per Game (361 ranked)	53	7	17.3
Bench Points per game (361 ranked)	32	3	34.1
Blocks Per Game (360 ranked)	43	5	4.8
Effective FG pct (361 ranked)	93	8	0.548
Fastbreak Points (361 ranked)	3	2	21.8
Field Goal Percentage (361 ranked)	84	6	47.9
Field Goal Percentage Defense (361 ranked)	73	7	40.8
Fouls Per Game (361 ranked)	70	4	16.1
Free Throw Attempts Per Game (361 ranked)	67	7	24.3
Free Throw Percentage (361 ranked)	36	3	77
Free Throws Made Per Game (361 ranked)	40	7	18.7
Rebound Margin (361 ranked)	151	12	3.2
Rebounds (Defensive) Per Game (361 ranked)	69	10	27.6
Rebounds (Offensive) Per Game (361 ranked)	178	11	11.4
Rebounds Per Game (361 ranked)	95	11	39
Scoring Defense (361 ranked)	162	9	72.5
Scoring Margin (361 ranked)	42	7	15.6
Scoring Offense (361 ranked)	34	6	88.1
Steals Per Game (361 ranked)	105	5	8
Three Point Attempts Per Game (361 ranked)	169	11	23.9
Three Point Percentage (361 ranked)	68	4	36.8
Three Point Percentage Defense (361 ranked)	54	4	29.3
Three Pointers Per Game (361 ranked)	120	7	8.8
Turnover Margin (361 ranked)	82	4	2.5
Turnovers Forced Per Game (361 ranked)	254	9	11.7
Turnovers Per Game (361 ranked)	11	1	9.2
Winning Percentage (361 ranked)	51	5	80

RAZORBACKS IN THE NCAA/SEC

	PLAYER	NCAA	SEC	NO.
Assist/Turnover Ratio (350 ranked)	Meleek Thomas	37	4	3.44
	Darius Acuff Jr.	66	6	2.85
Assists (344 ranked)	Darius Acuff Jr.	50	2	57
Assists Per Game (341 ranked)	Darius Acuff Jr.	35	2	5.7
Blocks (331 ranked)	Trevon Brazile	123	9	14
Blocks Per Game (340 ranked)	Trevon Brazile	90	8	1.56
Double Doubles (229 ranked)	Trevon Brazile	60	6	3
	Karter Knox	111	7	2
	Darius Acuff Jr.	229	19	1
Field Goal Attempts (344 ranked)	Darius Acuff Jr.	95	5	138
	Meleek Thomas	156	6	131
Field Goal Percentage (350 ranked)	Darius Acuff Jr.	252	16	46.4
Field Goals (328 ranked)	Darius Acuff Jr.	107	4	64
Free Throw Attempts (328 ranked)	--			
Free Throw Percentage (343 ranked)	Meleek Thomas	147	11	84.2
	Trevon Brazile	239	18	81.1
Free Throws (333 ranked)	--			
Minutes Per Game (350 ranked)	Darius Acuff Jr.	154	3	32:17
Points (348 ranked)	Darius Acuff Jr.	147	7	177
	Meleek Thomas	275	17	160
Points Per Game (1491 ranked)	Darius Acuff Jr.	93	6	17.7
	Meleek Thomas	187	15	16
	Trevon Brazile	401	27	13.9
	Karter Knox	1124	57	9.7
	Malique Ewin	1460	75	8.2
	Billy Richmond III	1482	79	8.1
Rebounds (326 ranked)	Trevon Brazile	242	18	67
Rebounds (Defensive) Per Game (347 ranked)	Trevon Brazile	46	4	6
	Karter Knox	314	23	4.22
Rebounds (Offensive) Per Game (350 ranked)	Malique Ewin	184	11	2.4
Rebounds Per Game (349 ranked)	Trevon Brazile	120	7	7.4
Steals (296 ranked)	Meleek Thomas	296	15	15
Steals Per Game (340 ranked)	Meleek Thomas	281	14	1.5
Three Point Attempts (326 ranked)	Meleek Thomas	138	8	70
Three Point Percentage (140 ranked)	--			
Three Pointers Per Game (347 ranked)	Meleek Thomas	152	8	2.4
	Darius Acuff Jr.	188	9	2.3
Total 3-point FGM (344 ranked)	Meleek Thomas	188	9	24
	Darius Acuff Jr.	223	10	23
Triple Doubles (1 ranked)				



JJ ANDREWS

6-6, 215, W

Little Rock, Ark. / Little Rock Christian Acad.

Pub	Rating	Natl.	Pos.	St.
247Sports	5 Star	#11	#4 SF	#1 ARK
ESPN	5 Star	#12	#5 SF	#1 ARK
247Composite	5 Star	#14	#5 SF	#1 ARK
On3 Industry	5 Star	#14	#5 SF	#1 ARK
Rivals	5 Star	#28	#8 SG	#1 Ark

• **1 of 50 players named to the 2025-26 Jersey Mike's Naismith Trophy Boys High School Player of the Year Watch List**


• Tabbed third team 2025-26 MaxPreps preseason All-America and listed by the website as the #3 small forward in the country

• 2024-25 Gatorade Arkansas Boys Basketball Player of the Year

• 2025 Arkansas Democrat-Gazette All-Arkansas Preps Boys Player of the Year

• Three-time All-State pick

• Led the Warriors to the 2025 Class 5A state quarterfinals ... Averaged 28.5 points, 10.1 rebounds, 3.3 assists and two blocks ... Scored 2,201 pts thru his junior season



ABDOU TOURE

6-5, 205, W

West Haven, Conn. / Notre Dame HS

Pub	Rating	Natl.	Pos.	St.
On3 Industry	4 Star	#29	#8 SG	#1 CT
Rivals	4 Star	#29	#9 SG	#1 CT
ESPN	4 Star	#31	#13 SF	#1 CT
247Composite	4 Star	#34	#15 SF	#1 CT
247Sports	4 Star	#36	#17 SF	#1 CT

• **1 of 50 players named to the 2025-26 Jersey Mike's Naismith Trophy Boys High School Player of the Year Watch List**

• Two-time Connecticut MaxPreps Player of the Year (2024 and 2025)

• Also a two-time CTInsider.com Player of the Year and first team All-State selection (2024 and 2025)

• Named the 2024-25 Connecticut Gatorade Player of the Year after averaging 25.1 points per game as a junior

• Ended his junior season as the program's all-time leading scorer with over 1,400 points.

• Has helped Notre Dame compile a 52-2 record with two state championships over the past two years.

COACH CAL RADIO SHOW TV SHOW

*TUESDAY, NOVEMBER 4, 2025
MONDAY, NOVEMBER 10, 2025
MONDAY, NOVEMBER 17, 2025
MONDAY, DECEMBER 1, 2025
MONDAY, DECEMBER 8, 2025
MONDAY, DECEMBER 15, 2025
MONDAY, JANUARY 5, 2026
MONDAY, JANUARY 12, 2026
MONDAY, JANUARY 19, 2026
MONDAY, FEBRUARY 16, 2026
MONDAY, FEBRUARY 23, 2026
MONDAY, MARCH 2, 2026

SUNDAY, JANUARY 4
SUNDAY, JANUARY 11
SUNDAY, JANUARY 18
SUNDAY, JANUARY 25
SUNDAY, FEBRUARY 1
SUNDAY, FEBRUARY 8
SUNDAY, FEBRUARY 15
SUNDAY, FEBRUARY 22
SUNDAY, MARCH 1
SUNDAY, MARCH 8

ALL SHOWS AT SASSY'S ON STEAMBOAT DR.



2025-26 SEC STANDINGS

Thru Dec. 14



	SEC	PCT.	HOME	AWAY	OVERALL	PCT.	HOME	ROAD	NEUTRAL	STRK
Vanderbilt	0-0	-	0-0	0-0	10-0	1.000	6-0	1-0	3-0	W10
Georgia	0-0	-	0-0	0-0	9-1	.900	6-0	1-0	2-1	W3
LSU	0-0	-	0-0	0-0	9-1	.900	5-0	1-0	3-1	W1
Missouri	0-0	-	0-0	0-0	10-2	.833	9-0	1-1	0-1	W2
Arkansas	0-0	-	0-0	0-0	8-2	.800	6-0	0-1	2-1	W3
Auburn	0-0	-	0-0	0-0	8-3	.727	5-0	0-1	3-2	W1
Oklahoma	0-0	-	0-0	0-0	8-3	.727	4-0	1-1	3-2	W2
Texas A&M	0-0	-	0-0	0-0	8-3	.727	6-1	1-2	1-0	W1
Alabama	0-0	-	0-0	0-0	7-3	.700	3-1	1-0	3-2	L1
South Carolina	0-0	-	0-0	0-0	7-3	.700	7-1	0-0	0-2	W2
Tennessee	0-0	-	0-0	0-0	7-3	.700	5-0	0-1	2-2	L3
Kentucky	0-0	-	0-0	0-0	7-4	.636	7-1	0-1	0-2	W2
Texas	0-0	-	0-0	0-0	7-4	.636	5-1	0-1	2-2	L1
Florida	0-0	-	0-0	0-0	6-4	.600	3-0	0-1	3-3	W1
Ole Miss	0-0	-	0-0	0-0	6-4	.600	5-1	0-1	1-2	W1
Mississippi State	0-0	-	0-0	0-0	5-5	.500	3-1	2-0	0-4	W1

AP (Dec. 15)

1	Arizona (42)	9-0	1500
2	Michigan (15)	10-0	1470
3	DUKE (3)	10-1	1406
4	Iowa State (1)	11-1	1336
5	UConn	10-1	1286
6	Purdue	10-1	1195
7	Gonzaga	10-1	1109
8	HOUSTON	10-1	1079
9	MICHIGAN STATE	9-1	1037
10	BYU	9-1	1017
11	LOUISVILLE	9-1	921
12	North Carolina	9-1	794
13	VANDERBILT	10-0	766
14	ARKANSAS	8-2	726
15	Nebraska	11-0	655
16	ALABAMA	7-3	644
17	Kansas	8-3	502
18	Illinois	8-3	483
19	TEXAS TECH	7-3	314
20	TENNESSEE	7-3	286
21	AUBURN	8-3	283
22	St. John's	6-3	250
23	FLORIDA	6-4	200
	Virginia	9-1	200
25	GEORGIA	9-1	82

COACHES (Dec. 15)

1	Michigan (16)	10-0	759
2	Arizona (14)	9-0	755
3	DUKE (1)	10-0	714
4	Iowa State	11-0	659
5	UConn	10-1	641
6	Purdue	10-1	600
7	Gonzaga	10-1	574
8	HOUSTON	10-1	551
9	MICHIGAN STATE	9-1	521
10	BYU	9-1	511
11	LOUISVILLE	9-1	473
12	VANDERBILT	10-0	390
13	North Carolina	9-1	362
14	ARKANSAS	8-2	347
15	Nebraska	11-0	321
16	ALABAMA	7-3	306
17	Kansas	8-3	267
18	Illinois	8-3	232
19	TEXAS TECH	7-3	175
20	St. John's	6-3	155
21	FLORIDA	6-4	140
22	Virginia	9-1	134
23	TENNESSEE	7-3	129
24	AUBURN	8-3	112
25	Iowa	9-2	717

RECEIVING VOTES: Southern Cal 68, Iowa 47, Seton Hall 46, **LSU 19**, **KENTUCKY 19**, UCLA 16, Clemson 14, California 13, Saint Mary's 12, Arizona 25, Villanova 5, Notre Dame 4, Indiana 4, Miami (Ohio) 4, Miami 4, Utah St. 2, Saint Louis 1, Wisconsin 1.

RECEIVING VOTES: **GEORGIA 43**; USC 32; UCLA 13; Seton Hall 12; SMU 9; **KENTUCKY 9**; Utah State 8; Saint Mary's 6; Saint Louis 6; Oklahoma State 6; **LSU 6**; Colorado 6; Yale 5; Wisconsin 4; Virginia Tech 4; Ohio State 2; **MISSOURI 2**; Clemson 2; North Carolina State 1;

SEC SCHEDULE

TUESDAY, DECEMBER 16	TV	ET
LIU at Mississippi St.	SECN+	5:30p
Louisville at Tennessee	ESPN2	6:00p
South Carolina at Clemson	ESPN2	6:00p
Kansas City at Oklahoma	SEC	6:00p
Le Moyne at Texas	SECN+	7:00p
Queens (NC) at Arkansas	SEC	8:00p
WEDNESDAY, DECEMBER 17	TV	CT
Saint Francis at Florida	SEC	5:30p
Vanderbilt at Memphis	ESPN2	6:00p
USF at Alabama	SECN+	7:00p
Ole Miss vs. Alabama A&M (Tupelo)	SECN+	7:00p
THURSDAY, DECEMBER 18	TV	CT
Western Carolina at Georgia	SECN+	6:00p
FRIDAY, DECEMBER 19	TV	CT
Southeastern La. at LSU	SECN+	7:00p

HOGS RANKING BY WEEK

WEEK	AP	COACH	NET
Preseason	14	15	No Poll
Nov. 10	21	21	No Poll
Nov. 17	21	22	No Poll
Nov. 24	22	21	No Poll
Dec. 1	25	23	45
Dec. 8	17	17	23
Dec. 15	14	14	18
Dec. 22			
Dec. 29			
Jan. 5			
Jan. 12			
Jan. 19			
Jan. 26			
Feb.			
Feb. 9			
Feb. 16			
Feb. 23			
Mar. 2			
Mar. 9			
Mar. 16			(Final)
April 7			

ARKANSAS IN THE POLLS

Ranking in AP Poll unless "*" indicating only ranked in the Coaches Poll

As	Overall	H	A	N	Last Meeting	Last Win
As #1	16-4	8-0	6-2	2-2	W, 97-79 vs #14 Georgetown @MEM (11/27/94)	Same
As #2	38-4	17-1	7-0	14-3	W, 76-72 vs #2 Duke @NCAA (4/4/94)	Same
As #3	29-5	13-0	10-5	6-0	W, 97-79 vs Tennessee (1/7/95)	Same
As #4	13-2	8-0	3-2	2-0	W, 94-71 at Missouri (12/3/94)	Same
As #5	13-8	1-1	2-4	10-3	L (OT), 95-93 vs #3 Kentucky @SEC (3/12/95)	69-58 vs #20 Alabama @SEC (3/11/95)
As #6	18-3	6-0	5-0	7-3	L, 89-78 vs #1 UCLA @NCAA (4/3/95)	75-68 vs #4 N. Carolina @NCAA (4/1/95)
As #7	18-1	4-0	7-0	7-1	W, 68-66 vs Auburn (3/4/95)	Same
As #8	9-10	6-1	1-5	2-4	L, 78-71 vs LSU @SEC (3/13/21)	70-64 vs Missouri @SEC (3/12/21)
As #9	27-7	7-1	6-2	14-4	L, 60-57 at LSU (12/28/22)	88-78 vs Oklahoma (12/10/22) @ Tulsa
As #10	20-4	11-1	2-1	7-2	W, 85-51 vs UNC Asheville (12/21/22)	Same
As #11	22-6	12-2	6-4	4-0	W, 99-58 vs San Jose St (12/03/22)	Same
As #12	22-9	11-0	8-5	3-4	L, 88-66 vs Oklahoma (12/11/21)	86-66 vs Charlotte (12/8/21)
As #13	18-6	12-1	3-5	3-0	L, 72-59 at #22 Auburn (1/7/23)	74-68 vs #20 Missouri (1/4/23)
As #14	33-7	17-1	8-3	8-3	L, 69-66 at #22 Michigan St (11/9/25)	109-77 vs Southern (11/03/25)
As #15	16-6	4-2	9-2	3-2	L, 97-84 at Vanderbilt (11/4/23)	90-68 vs Tennessee State (11/7/00)
As #16	18-6	13-0	3-4	2-2	L, 72-67 vs Baylor @ Dallas (11/09/24)	Same
As #17	19-9	5-0	5-2	****9-7	W, 93-86 vs #16 TX Tech @ Dallas (12/13/25)	Same
As #18	21-9	**11-4	8-4	2-1	W, 65-49 vs Troy (11/13/24)	Same
As #19	17-8	9-2	3-3	5-3	L, 90-77 vs Illinois @KC (11/28/24)	109-35 vs UMES (11/25/24)
As #20	27-6	**13-0	1-0	*****13-6	W, 79-67 vs Little Rock (11/22/24)	Same
As #21	10-4	7-0	0-1	3-3	W, 115-61 vs Duke St (11/21/25)	Same
As #22	8-6	4-1	2-3	2-2	L, 80-71 vs Jackson # Chicago (11/27/25)	84-79 (OT) vs Miss St @SEC (3/6/99)
As #23	7-2	5-0	2-2	0-0	L, 76-52 vs #1 Tennessee (1/4/25)	58-48 vs #16 Tennessee (2/19/22)
As #24	7-1	4-0	3-0	0-1	L, 89-81 vs Hofstra @ NLR (12/18/21)	Same
As #25	8-4	7-0	0-3	1-1	W, 82-58 vs Fresno St @ NLR (12/6/25)	Same
TOT.	454-137	215-18	110-62	129-57	W, 93-86 vs #16 TX Tech @ Dallas (12/13/25)	Same

ARKANSAS VERSUS THE POLLS

Ranking in AP Poll unless "*" indicating only ranked in the Coaches Poll

Vs	Overall	H	A	N	Last Meeting	Last Win
Vs #1	3-13	1-2	0-4	2-7	L, 67-60 at Auburn (2/19/25)	74-68 vs Gonzaga @NCAA (03/24/22)
Vs #2	6-9	5-2	0-6	1-1	L, 86-83 at Alabama (2/25/23)	Same
Vs #3	0-16	0-2	0-3	0-11	L, 84-81 vs Alabama (2/08/25)	--
Vs #4	6-14	2-3	1-7	3-4	L, 80-71 vs Duke @ Chicago (11/25/27)	72-71 vs Kansas @ NCAA (3/18/23)
Vs #5	6-4	4-1	0-1	2-2	W, 75-66 vs St. John's @ NCAA (3/22/25)	Same
Vs #6	8-12	5-4	0-5	3-3	W, 89-80 vs Louisville (12/3/25)	Same
Vs #7	2-5	2-0	0-1	0-4	W, 80-75 vs Duke (11/29/23)	Same
Vs #8	3-8	2-2	1-4	0-2	L, 69-61 at Texas A&M (2/15/25)	88-61 vs Alabama (1/6/07)
Vs #9	2-7	0-0	1-4	1-3	L, 85-83 OT vs TX Tech @NCAA (3/27/25)	91-82 vs Arizona @NCAA (4/2/94)
Vs #10	5-6	2-2	2-1	1-3	L, 88-65 vs UConn @NCAA (03/23/23)	(OT), 86-81 at Missouri (2/13/21)
Vs #11	5-8	2-2	1-4	2-2	L, 79-76 OT vs Auburn (2/4/20)	104-93 vs Missouri (12/5/95)
Vs #12	8-10	2-2	3-5	*3-3	W, 89-79 at Kentucky (2/01/25)	Same
Vs #13	6-4	3-0	0-2	3-2	L, 78-74 at Tennessee (3/5/22)	87-85 vs Kentucky (1/14/14)
Vs #14	6-8	3-2	0-3	3-3	W, 89-87 vs Michigan (12/10/24)	Same
Vs #15	4-6	4-0	0-2	0-4	W, 92-85 vs Missouri (2/23/25)	Same
Vs #16	5-9	2-2	0-6	3-1	W, 93-86 vs TX Tech @ Dallas (12/13/25)	Same
Vs #17	4-4	1-2	1-1	2-1	L, 67-64 at Baylor (1/28/23)	(OT), 78-74 vs San Diego St (11/23/22)
Vs #18	5-8	1-2	2-3	2-3	L, 67-61 vs Texas A&M @SEC (3/10/23)	80-73 at Ole Miss (1-31-10)
Vs #19	8-3	3-0	3-1	2-2	L, 79-70 vs Oklahoma @ Tulsa (12/9/23)	90-89 at LSU (2/2/19)
Vs #20	11-5	5-2	1-2	5-1	W, 74-68 vs Missouri (1/5/23)	Same
Vs #21	5-3	2-1	1-0	2-2	W, 68-66 vs TX Tech @NCAA (3/21/21)	Same
Vs #22	4-4	4-1	0-3	0-0	L, 69-66 at Michigan State (11/9/25)	77-76 (OT) vs Kentucky (2/23/11)
Vs #23	3-9	1-4	0-3	2-2	L, 73-66 vs Ole Miss (1/8/25)	106-92 (OT) vs LSU (3/3/92)
Vs #24	2-5	1-3	*0-1	*1-1	*L, 90-59 at Alabama (1/16/21)	*86-72 vs Indiana @NCAA (3/21/08)
Vs #25	5-6	*4-2	*0-1	1-2	W, 93-92 vs Miss State (3/8/25)	Same
TOT.	122-184	61-43	17-72	44-69	W, 93-86 vs #16 TX Tech @ Dallas (12/13/25)	Same

RANKED ARKANSAS VERSUS RANKED OPPONENT

Overall	H	A	N	LAST TIME: #25 ARK vs #16 TEXAS TECH - W, 93-86 (12/3/25)	LAST W: Same
50-55	19-5	4-18	27-32	LAST W at Home: #25 ARK v #6 LOUISVILLE - W, 89-80 (12/3/25)	
				LAST W on Road: #10 ARK at #18 BAMA - W, 86-80 (2/5/95)	
				LAST W vs Neutral: #17 ARK vs #16 TEXAS TECH - W, 93-86 (12/13/25)	

LAST TIME HOGS WON AS TOP 25

	HOME	ROAD	NEUTRAL
#1: Miss State	3/5/94	LSU	3/2/94
#2: NW (La) St	12/4/93	Baylor	1/26/91
#3: Tennessee	1/7/95	Ole Miss	1/4/95
#4: Jackson St.	11/30/94	Missouri	12/03/94
#5: Miss State	1/11/95	Tennessee	1/29/94
#6: Montevallo	2/5/94	UAB	1/27/90
#7: Auburn	3/4/95	Florida	2/28/95
#8: Montevallo	2/25/95	LSU	2/22/95
#9: Oklahoma	12/10/22	S. Carolina	1/21/95
#10: UNCA	12/21/22	Alabama	2/15/95
#11: San Jose St	12/03/22	S. Alabama	11/29/89
#12: Charlotte	12/7/21	S. Carolina	3/2/21
#13: Missouri	01/04/23	S. Carolina	1/9/93
#14: Southern	11/03/25	Alabama	2/13/93
#15: Tenn State	11/27/00	Miss State	1/31/98
#16: Lipscomb	11/07/24	S. Alabama	12/30/91
#17: SE Mo. State	11/27/82	Florida	2/6/93
#18: Troy	11/13/24	Florida	2/22/22
#19: UMES	11/25/07	Wake Forest	12/23/98
#20: Little Rock	11/18/24	LSU	1/2/99
#21: Jackson St	11/21/25	--	(0-1)
#22: Providence	1/23/99	Memphis	1/10/98
#23: Tennessee	2/19/22	Missouri	2/15/22
#24: Florida	2/16/21	Ole Miss	2/14/15
#25: Fresno St	12/6/25	--	(0-1)

LAST TIME HOGS WON VS TOP 25

	HOME	ROAD	NEUTRAL
#1: Auburn	2/9/22	--	(0-2)
#2: Florida	2/5/13	--	(0-6)
#3: --	(0-1)	--	(0-3)
#4: Oklahoma	12/30/08	--	(0-1)
#5: Texas A&M	1/27/16	--	(0-5)
#6: Louisville	12/3/25	--	(0-1)
#7: Duke	11/29-23	--	(0-1)
#8: Alabama	1/6/07	Kentucky	1/25/92
#9: --	--	Arizona	12/6/92
#10: Florida	2/18/06	Missouri	2/13/21
#11: Missouri	12/5/95	Texas	2/1/79
#12: Texas	2/6/82	Kentucky	2/1/25
#13: Kentucky	1/14/14	--	(0-1)
#14: Auburn	2/27/18	--	(0-3)
#15: Missouri	2/22/125	--	(0-2)
#16: Tennessee	2/19/22	--	(

VERSUS 2025-26 OPPONENTS

NON-CONFERENCE

School	Gms	Series Record	Strk	H	A	N	Last Meeting
Central Arkansas	10	Arkansas Leads, 10-0	W10	6-0	3-0	1-0	H - W, 93-56 (11/11/25)
Duke	6	Series Tied, 4-4	L1	1-0	0-0	2-3	N - L, 71-80 (11/27/25)
Fresno State	3	Arkansas Leads, 3-0	W3	1-0	0-0	2-0	N - W, 82-85 (12/06/26) @ NLR
Houston	40	Arkansas Leads, 22-18	L1	14-3	5-12	3-3	H - W, 84-72 (12/06/16)
Jackson State	13	Arkansas Leads, 13-0	W13	10-0	0-0	3-0	H - W, 115-61 (11/21/25)
James Madison		• FIRST MEETING •					
Louisville	9	Arkansas Leads, 5-4	W2	1-1	1-0	3-3	H - W, 89-80 (12/03/25)
Michigan State	2	Arkansas Trails, 0-2	L2	0-0	0-0	0-2	N - L, 72-75 (11/28/95) @ Auburn Hills
Queens		• FIRST MEETING •					
Samford	4	Arkansas Leads, 4-0	W4	3-0	0-0	1-0	H - W, 79-75 (11/14/25)
Southern	4	Arkansas Leads, 3-0	W4	3-0	0-0	1-0	H - W, 109-77 (11/03/25)
Texas Tech	82	Series Tied, 41-41	W1	24-10	11-24	6-7	N - W, 93-86 (12/13/25) @ Dallas
Winthrop	2	Arkansas Leads, 2-0	W2	1-0	0-0	1-0	H - W, 83-84 (11/18/25)

SOUTHEASTERN CONFERENCE

School	Gms	Series Record	Strk	H	A	N	Last Meeting
Alabama	70	Arkansas Leads, 36-34	L5	20-8	8-24	8-2	H - L, 84-81 (02/08/25)
• SEC Only	60	Arkansas Trails, 29-31		20-8	8-22	1-1	
Auburn	61	Arkansas Leads, 38-23	L2	23-6	13-16	2-1	A - L, 60-67 (02/19/25)
• SEC Only	60	Arkansas Leads, 38-22		23-6	13-16	2-0	
Florida	43	Arkansas Trails, 15-28	L2	10-8	3-15	2-5	H - L, 71-63 (01/11/25)
• SEC Only	SAME						
Georgia	45	Arkansas Leads, 28-17	W2	15-3	6-11	6-3	H - W, 68-65 (01/23/25)
• SEC Only	SAME						
Kentucky	51	Arkansas Trails, 15-36	W1	8-10	6-16	1-10	A - W, 89-79 (01/01/25)
• SEC Only	46	Arkansas Trails, 18-32		8-10	6-14	1-8	
LSU	81	Arkansas Leads, 44-37	W1	25-8	13-22	6-7	H - W, 70-58 (01/12/25)
• SEC Only	72	Arkansas Leads, 40-32		24-8	12-21	3-3	
Ole Miss	88	Arkansas Leads, 52-36	L3	18-12	10-21	24-3	N - L, 83-80 (03/13/25)
• SEC Only	61	Arkansas Leads, 30-31		18-11	10-19	1-1	
Mississippi State	70	Arkansas Leads, 36-34	W1	24-9	7-24	5-1	H - W, 93-92 (03/08/25)
• SEC Only	61	Arkansas Leads, 31-30		23-8	6-22	2-0	
Missouri	64	Arkansas Leads, 36-28	W1	20-10	13-18	2-0	H - W, 92-85 (02/22/25)
• SEC Only	27	Arkansas Leads, 17-10		10-2	5-8	1-0	
Oklahoma	32	Arkansas Leads, 17-15	L2	8-5	3-8	6-2	H - L, 65-62 (01/25/25)
• SEC Only	1	Arkansas Trails, 0-1		0-1	0-0	0-0	
South Carolina	42	Arkansas Leads, 24-18	W1	12-6	8-9	4-3	N - W, 72-68 (03/12/25)
• SEC Only	SAME						
Tennessee	49	Arkansas Trails, 22-27	L4	12-5	4-17	6-5	A - L, 75-52 (01/01/25)
• SEC Only	45	Arkansas Trails, 19-26		12-5	4-17	3-4	
Texas	157	Arkansas Leads, 89-68	W2	47-22	28-42	14-4	H - W, 86-81 (OT) (02/27/25)
• SEC Only	2	Arkansas Leads 2-0		1-0	1-0	0-0	
Texas A&M	170	Arkansas Leads, 108-62	L1	62-15	39-41	7-6	A - L, 69-61 (02/15/25)
• SEC Only	24	Arkansas Leads 13-11		10-1	3-8	0-2	
Vanderbilt	45	Arkansas Leads, 29-15	W1	16-5	9-9	5-1	A - W, 90-77 (03/04/24)
• SEC Only	43	Arkansas Leads 29-14		15-5	9-8	5-1	

AT THE SEC TOURNEY

Overall: 32-32
1st Rd: 6-10
2nd Rd: 2-4
Quarterfinal: 16-3
Semifinal: 7-9
Final: 1-6

RECORD BY OPPONENT

Opponent	Record	Last Meeting
Alabama	1-1	1995, W, 69-58 (Semi)
Auburn	2-0	2023, W, 76-73 (2nd)
Florida	2-5	2019, L, 66-50 (2nd)
Georgia	6-3	2015, W, 60-49 (Semi)
Kentucky	1-9	2017, L, 82-65 (Final)
LSU	3-3	2022, W, 79-67 (Semi)
Ole Miss	1-1	2025, L, 83-80 (2nd)
Mississippi State	2-0	2007, W, 81-72 (Semi)
Missouri	1-0	2021, W, 70-64 (Quart)
Oklahoma	--	
South Carolina	4-3	2025, W, 72-68 (1st)
Tennessee	3-4	2018, L, 84-66 (Semi)
Texas	--	
Texas A&M	0-2	2023, L, 67-61 (Quart)
Vanderbilt	6-1	2024, W, 90-85 OT (1st)



AT THE NCAA TOURNEY (37 BERTHS/36 APP)

Overall: 52-36
1st Rd: 20-8
2nd Rd: 13-10
Sweet 16: 8-7
Elite 8: 6-5
Final Four: 2-4
Championship: 1-1
• Regional/Final Consolations: 2-1

RECORD BY OPPONENT

Opponent	Record	Last Meeting
Alabama	1-0	1991, W, 93-70 (Sweet 16)
Arizona	1-0	1994, W, 91-82 (Final 4)
Arizona State	1-0	1991, W, 91-90 (2nd)
Baylor	0-1	2021, L, 81-72 (Elite 8)
Bucknell	0-1	2006, L, 59-55 (1st)
Butler	0-1	2018, L, 79-62 (1st)
Cal St-Fullerton	1-0	1979, W, 61-58 (Elite 8)
Cincinnati	0-1	1958, L, 97-62 (Final 4 con)
Colgate	1-0	2021, W, 85-68 (1st)
Connecticut	0-1	2023, L, 88-65 (Sweet 16)
Dayton	1-0	1990, W, 86-84 (2nd)
Duke	1-2	2022, L, 78-69 (Elite 8)
Georgetown	1-1	2001, L, 63-61 (1st)
Georgia State	1-0	1991, W, 117-76 (1st)
Gonzaga	1-0	2022, W, 74-68 (Sweet 16)
Holy Cross	1-0	1993, W, 94-64 (1st)
Illinois	1-0	2023, W, 73-74 (1st)
Indiana	1-0	2008, W, 86-72 (1st)
Indiana State	0-1	1979, L, 73-71 (Elite 8)
Iowa	1-1	1999, L, 82-72 (2nd)
Kansas	2-1	2025, W, 79-72 (1st)
Kansas State	0-2	1982, L, 65-64 (2nd)
Kentucky	0-1	1979, L, 64-59 (Final 4)
LSU	0-1	1981, L, 75-56 (Sweet 16)
Louisville	2-2	1989, L, 93-74 (2nd)
Loyola Marymount	1-0	1989, W, 120-101 (1st)
Marquette	1-0	1996, W, 65-56 (2nd)
UMass	0-1	1993, L, 79-63 (Sweet 16)
Memphis	1-1	1995, W, 96-91 OT (Sweet 16)
Mercer	1-0	1981, W, 73-67 (1st)
Miami (Fla.)	0-1	2000, L, 75-71 (1st)
Michigan	1-0	1994, W, 76-68 (Elite 8)

Opponent	Record	Last Meeting
Murray State	1-0	1992, W, 80-60 (1st)
Nebraska	1-0	1998, W, 74-65 (1st)
New Mexico State	1-0	2022, W, 53-48 (2nd)
Notre Dame	1-0	1979, W, 71-69 (Final 4)
North Carolina	2-4	2017, L, 72-65 (2nd)
N.C. A&T	1-0	1994, W, 94-79 (1st)
Oklahoma State	0-2	1958, L, 65-4 (Sweet 16)
Oral Roberts	1-0	2021, W, 72-70 (Sweet 16)
Oregon	1-0	1945, W, 79-76 (Elite 8)
Oregon State	0-1	1949, L, 56-38 (Elite 8)
Penn State	1-0	1996, W, 86-80 (1st)
Princeton	1-0	1990, W, 68-64 (1st)
Purdue	1-0	1983, W, 78-68 (2nd)
St. John's	2-1	2025, W, 79-66 (2nd)
Seton Hall	1-0	2017, W, 77-71 (1st)
Siena	1-0	1999, W, 94-80 (1st)
Southern Cal	0-1	2007, L, 77-60 (1st)
Syracuse	1-0	1995, W, 96-94 OT (2nd)
Texas	1-0	1990, W, 88-85 (Elite 8)
Texas Southern	1-0	1995, W, 79-78 (1st)
Texas Tech	1-1	2025, L, 85-83 OT (Sweet 16)
Tulsa	1-0	1994, W, 103-84 (Sweet 16)
UCLA	1-1	1995, L, 89-78 (Final)
Utah	0-1	1998, L, 69-65 (2nd)
Vermont	1-0	2022, W, 75-71 (1st)
Villanova	0-1	1988, L, 82-74 (1st)
Virginia	1-1	1995, W, 68-61 (Elite 8)
Wake Forest	0-1	1977, L, 86-80 (1st)
Washington State	0-1	1941, L, 64-53 (Final 4)
Weber State	2-0	1980, W, 74-63 (2nd)
Wofford	1-0	2015, W, 56-53 (2nd*)
Wyoming	2-0	1949, W, 61-48 (Reg con)

#PROHOGS

45

NBA Draft
Selections

16

All-Star Game
Appearances

15

First Round
Draft Picks



ANTHONY BLACK

- 3rd Year in NBA
- T2nd Highest Hog NBA Pick
- 2023 - 1st RD/6th overall



DANIEL GAFFORD

- 7th Year in NBA
- 2019 - 2nd RD/38th overall



ISAIAH JOE

- 6th Year in NBA
- 2025 -- NBA Champion
- 2020 - 2nd RD/49th overall



MOSES MOODY

- 5th Year in NBA
- 1st Hog to be "1 & Done"
- 2021 - 1st RD/14th Pick
- 2022 NBA Champion



BOBBY PORTIS

- 11th Year in NBA
- 2021 NBA Champion
- 2015 - 1st RD/22nd overall
- 2023 Team USA Member



NICK SMITH JR.

- 3rd Year in NBA
- 2023 - 1st RD/27th overall



ADOU THIERO

- 1st Year in NBA
- 2025 - 2nd RD/36th overall



JORDAN WALSH

- 3rd Year in NBA
- 2023 - 2nd RD/38th overall
- 2024 NBA Champion



JAYLIN WILLIAMS

- 4th Year in NBA
- 2025 NBA Champion
- 2022 - 2nd RD/34th overall

NO SCHOOL HAS PRODUCED MORE NBA CHAMPIONS SINCE 2021 THAN ARKANSAS (5)
Bobby Portis (Bucks • '21) Moses Moody (Warriors • '22)
Jordan Walsh (Celtics • '24) Isaiah Joe (Thunder • '25)
Jaylin Williams (Thunder • '25)

14

All-Defensive
Team Honors

9

NBA
Champions

7

All-NBA
Selections

PROHOGS AROUND THE WORLD

Adrio Bailey	Sigal Prishtina (Kosovo)
Jaylen Barford	Reggio Emilia (Italy)
Patrick Beverley	Hapoel Shlomo Tel-Aviv (Israel)
Coty Clarke	Shimane Susanoo Magic (Japan)
Ricky Council IV	Rio Grande Vipers (G League)
Jeantal Cylla	Hubei (China)
Jeremiah Davenport	Tamis PN (Serbia)
Ei Ellis	Karditsas (Greece)
Jalen Graham	Jahorina (Bosnia)
Dusty Hannahs	Hapoel Eilat (Israel)
Delvon Johnson	Usti n/Labem (Czech Republic)
Joe Johnson	Detroit Amps (USA BIG3)
Mason Jones	Perth Wildcats (Australia)
Willy Kouassi	Al Khewaildia (Saudi Arabia)
Chris Lykes	Spirou Basket Charleroi (Belgium)
Daryl Macon	Maroussi (Greece)
Rashad Madden	Lefkadas (Greece)
Makhi Mitchell	Maine Celtics (G League)
JD Notae	Trapani (Italy)
Michael Qualls	Borneo (Indonesia)
Justin Smith	Hapoel Bank Yahav (Israel)
Jalen Tate	Hapoel Be'er Sheva (Israel)
Charles Thomas	Regatas (Argentina)
Dustin Thomas	Haremspor (Turkey)
Au'Diese Toney	Constanta (Romania)
Stanley Umude	Austin Spurs (G League)
Trey Wade	DEAC (Hungary)
Sonny Weems	Shenzhen Leopards (China)





JOHN CALIPARI

ARKANSAS HEAD COACH

Clarion, 1982

• 2015 NAISMITH BASKETBALL HALL OF FAME INDUCTEE

• 5x NCAA NATIONAL COACH OF THE YEAR ('96, '08, '09, '10, '15)

^ 3x Naismith (1996, 2008, 2015)

^ 3x NABC (1996, 2009, 2015)

^ 2x Basketball Times (1996, 2015)

^ 2x Adolph Rupp Cup (2010, 2015)

^ AP (2015)

^ Jim Phelan (2009)

^ Sports Illustrated (2009)

• 4x SEC Coach of the Year (2010, 2012, 2015, 2020)

• 3x C-USA Coach of the Year (2006, 2008, 2009)

• 3x A10 Coach of the Year (1993, 1994, 1996)

ON-COURT SUCCESS

A "players-first" coach whose biggest goal is helping people reach their dreams, John Calipari, a Naismith Memorial Basketball Hall of Famer, is fast approaching 900 career wins while guiding six teams to the Final Four and helping 62 players earn selection in the NBA Draft during his 33-year college coaching career with his pros amassing over \$5.8 billion in contracts.

Calipari took UMass to the Final Four in 1996, guided Memphis to the National Championship game in 2008 and led Kentucky to four Final Fours - including the 2012 National Championship and a runner-up finish in 2014 - to become **only the second coach in NCAA history to lead three different schools to the Final Four**. He has racked up 24 NCAA Tournament appearances and numerous National Coach of the Year honors.

In his first year at Arkansas, Calipari led the Razorbacks to a Sweet 16 appearance, his 16th as a head coach, and **became just the third coach in NCAA history to take four programs to the Sweet 16**. Also, after beating Kansas and St. John's to reach the 2025 Sweet 16, Calipari pushed his NCAA Tournament wins total to 59, tying for sixth all-time.

At every collegiate stop, Calipari's career has been successful throughout, but his 10-year stretch at Kentucky (2009-19) was among the best decades in NCAA history, reaching four Final Fours (with a 2012 championship and 2014 national runner-up), seven Elite 8 berths and nine trips to the Sweet 16.

The 2015 campaign was highlighted by Coach Cal directing the first-ever college basketball team to own a 38-0 record (before falling in the Final Four) and became one of just three coaches to make four Final Fours in a five-year span. At the end of that 2015 season, Calipari became the 96th coach to join the Naismith Memorial Basketball Hall of Fame.

Coach Cal has **led three teams to an NCAA-record 38 wins on the court in a season** (once at Memphis and twice at Kentucky), led the NCAA in wins six times (at least once at UMass, Memphis and Kentucky) and tallied 30, 20-win seasons (including 11 30-win campaigns). With his sustained success, Coach Cal received the John R. Wooden Award Legends of Coaching honor in 2024.

While building a program out of obscurity at UMass and returning Memphis and Kentucky to national contenders, he has totaled the second-most wins in NCAA history in the first 20 years of a college coaching career.

PLAYER SUCCESS

In his goal to lead a players-first program, he has helped **77 players realize their dreams by being drafted or playing in the NBA**. Calipari's NBA players have **amassed over \$5.8 billion in contracts**, which does not include endorsements nor players that have played overseas. He has had four No. 1 overall picks, tying for most overall, among his **62 players drafted and 43 first-round picks**, both ranking second-most all-time. In 2010, he had a record five first-round draft picks. Two years later, six of his players heard their names called at the 2012 draft, the most in the two-round draft era. Then in 2015, Cal would have six picks again, including a record-tying four lottery selections.

Calipari's players have entered the league NBA-ready. His players have garnered 43 All-Star selections, including a record-breaking seven in 2024, with Anthony Davis winning the game's MVP honor in 2017. **Derrick Rose was named NBA MVP in 2011 and Shai Gilgeous-Alexander was voted NBA MVP in 2025 to make Cal just the third person to coach two NBA MVPs in college** (with John Wooden and Dean Smith). Nine of his players have been tabbed All-NBA (a combined 21 times), three have been named NBA Rookie of the Year and 18 players have made the NBA All-Rookie teams. **He is the only coach in history to have a player win each of the NBA's major honors: MVP (twice), Rookie of the Year, Most Improved Player, Sixth Man of the Year and Clutch Player of the Year**.

Much like he did at UMass, where his players graduated at nearly 80%, Calipari has stressed academics. Seventeen of his last 20 seniors at Memphis earned their bachelor's degrees, and all 31 players at UK who were eligible to graduate by the end of their senior years walked away with a diploma in hand, including five players who earned their degree in just three years. Calipari's teams routinely have posted a combined team grade-point average of 3.0 or better.

COMMUNITY SUCCESS

Calipari has raised millions of dollars to help the lives of those in need. He has had a particular passion to assist those impacted by natural disasters. For instance, in 2010, he used a telethon to raise more than \$1 million for victims of the devastating earthquake in Haiti. He followed that up with telethons in 2012, raising \$1 million for victims of Superstorm Sandy, in 2017 for victims of Hurricane Harvey, played a leading role in the "Kentucky United" efforts that generated more than \$5 million for victims of devastating tornadoes in Western Kentucky in 2021, and raised nearly \$4 million with the Kentucky Flood Relief Telethon and open practice at Rupp Arena in 2022. In his second month on the job at Arkansas, Cal helped with cleanup efforts after tornadoes hit the state. He has continued the Suits & Sneakers Gala in NW Arkansas and continued his tradition of helping families at Christmas with food, presents and paying for rent.

Calipari launched his **THE CALIPARI FOUNDATION** in 2012 and has worked with several key partners to donate more than \$1.5 million, a figure that does not include matching funds that have been contributed from individuals and corporations. In 2013, Calipari initiated hosting an annual alumni weekend around his basketball fantasy experience with the intent to raise money for charity. After generating \$350,000 for selected organizations and charities during the inaugural game, the weekend has generated millions of dollars for charity since its inception.

In 2019, when federal workers were without pay due to a government shutdown, he, his wife and his foundation assisted workers with financial help and grocery gift cards. He and his wife, Ellen, teamed up with Fayette County Public Schools to help families in need during the COVID-19 pandemic.

Additional efforts include spearheading the creation of the **JOHN MCLENDON MINORITY LEADERSHIP INITIATIVE**, a nationwide coach-driven initiative to provide minorities a jump-start to their careers through practical experiences, opportunities to build their network and instilling the values of John McLendon: integrity, education, leadership and mentorship. Participants in the initiative will be known as MLI Future Leaders.

He was awarded the Jefferson Award for Outstanding Public Service in Sports by Multiplying Good in 2022. For more than 50 years, Multiplying Good has honored those who put others first. Those receiving the Jefferson Award are empowered to do more, while their stories of extraordinary public service inspire others to action. It is an award that underscores impact. He earned the Race Amity Medal of Honor in 2023.

OTHER SUCCESS

In 2017, Coach Cal was named the head coach of the 2017 USA Basketball Men's U19 World Cup Team, which finished third at the 2017 FIBA U19 World Cup in Cairo. Also, he won gold as head coach of the 2012 Dominican Republic team at the Centrobasket Championship.

Author of five books, including the New York Times Best Seller "Players First: Coaching from the Inside Out," Calipari is a master of communication and maximizing talent. He lives by the motto that **"it's never a matter of how far you have fallen, but instead it's about how high you bounce back."**

CALIPARI COMPOSITE COACHING RECORD

COLLEGIATE		34th Year	Overall	Conf.
UMass	1988-96	8 years	193-71	91-41
Memphis	2000-09	9 years	252-69	117-25
Kentucky	2009-24	15 years	410-123	198-65
ARKANSAS	2024-pres.	2nd year	30-16	8-10
PROFESSIONAL		3 Years	72-112	
New Jersey	1996-99	3 years	72-112	
INTERNATIONAL		3 Years	20-8	
Dominican Republic	2011-12	2 years	15-7	
USA U-19	2017	1 year	5-1	

CALIPARI FILE

QUICK FACTS

Born: February 10, 1959

Hometown: Moon Township, Pa. (Moon Area HS, 1978)

Collegiate Career: UNC Wilmington (1978-80); Clarion (1980-82)

Alma Mater: Clarion State, 1982 (Business Marketing)

Family: Wife: Ellen. Children: Erin, Megan, Brad

COACHING CAREER

1982-85 Kansas (Associate Assistant Coach)
1985-88 Pittsburgh (Assistant Coach)
1988-96 UMass (Head Coach)
1996-99 New Jersey Nets (Head Coach & Exec. VP of BB Ops)
1999-00 Philadelphia 76ers (Assistant Coach)
2000-09 Memphis (Head Coach)
2000-24 Kentucky (Head Coach)
2024-pres. Arkansas (Head Coach)

COACHING AWARDS

2024 NABC John R. Wooden Award "Legends of Coaching"
President of the NABC Board of Directors (2024-25)
2023 Race Amity Medal of Honor
2022 Jefferson Award for Outstanding Public Service in Sports
2022 Conference USA Hall of Fame
2021 NABC Guardians of the Game Pillar Award - Inclusion
NABC District 20 Coach of the Year
USBWA District IV Coach of the Year
2020 SEC Coach of the Year (Coaches)
2019 The Sporting News Coach of the Decade
2018 Naismith Hall of Fame "Service Above Self" Honoree
NABC Metropolitan Award
2015 Naismith Memorial Basketball Hall of Fame Inductee
AP National Coach of the Year
Naismith National Coach of the Year
NABC National Coach of the Year
The Sporting News National Coach of the Year
Adolph Rupp National Coach of the Year
Basketball Times National Coach of the Year
SEC Coach of the Year (AP/Coaches)
USBWA District IV Coach of the Year
2012 Nell & John Wooden Coach of the Year Leadership Award
Naismith National Coach of the Year Finalist
SEC Coach of the Year (AP/Coaches)
2010 Adolph Rupp National Coach of the Year
Naismith National Coach of the Year Finalist
SEC Coach of the Year (AP)
Sporting News SEC Coach of the Year
Yahoo! Sports SEC Coach of the Year
USBWA District IV Coach of the Year
2009 NABC National Co-Coach of the Year
Sports Illustrated National Coach of the Year
Phelan National Coach of the Year
Iba National Coach of the Year Finalist
C-USA Coach of the Year
2008 Naismith National Coach of the Year
C-USA Coach of the Year
Iba National Coach of the Year Finalist
Phelan National Coach of the Year Finalist
2007 Phelan National Coach of the Year Finalist
USBWA District IV Coach of the Year
Basketball Times South Region Coach of the Year
2006 C-USA Coach of the Year
2004 NABC District 7 Coach of the Year
1996 Naismith National Coach of the Year
NABC National Coach of the Year
The Sporting News National Coach of the Year
Basketball Times National Coach of the Year
Atlantic 10 Coach of the Year
1995 Naismith National Coach of the Year Finalist
1994 Naismith National Coach of the Year Finalist
Atlantic 10 Coach of the Year
1993 USBWA District I Coach of the Year
Atlantic 10 Coach of the Year
1992 Eastern Basketball Coach of the Year



ALL-TIME ON-COURT WINS AS HEAD COACH AT NCAA DI PROGRAMS ONLY

1. Mike Krzyzewski	1,202
2. Jim Boeheim	1,116
3. Roy Williams	903
4. Bob Knight	902
5. Rick Pitino (active)	891
6. JOHN CALIPARI (active)	885
7. Dean Smith	879
8. Jim Calhoun	877
9. Adolph Rupp	876
10. Bob Huggins	864
11. Rick Barnes (active)	843
13. Bill Self (active)	839
14. Cliff Ellis	833
15. Eddie Sutton	806

ACTIVE BEST ON-COURT WINNING PCT.

NCAA Division I (min. 10 yrs coaching at DI level)

1. Mark Few	751-153	.831	27th yr
2. Bill Self	839-264	.7607	33rd yr
3. JOHN CALIPARI	885-279	.7603	34th yr
4. Rick Pitino	891-314	.739	38th yr
5. Randy Bennett	571-224	.718	25th yr
6. Tom Izzo	746-303	.711	31st yr
7. Grant McCasland	269-112	.706	12th yr
8. Chris Jans	211-89	.703	10th yr
9. Thad Matta	494-209	.703	20th yr
10. Will Wade	253-109	.699	12th yr

CALIPARI BY YEAR

Year	School	Reg Season	Conference-Tourney	Postseason	Final Rank AP/Coach
1988-89	UMass	8th	--	--	--
1989-90	UMass	6th	Won	NIT 1st Rd	--
1990-91	UMass	T-3rd	--	NIT Final Four (4th)	--
1991-92	UMass	1st	Won	NCAA SWEET 16	17 / 21
1992-93	UMass	1st	Won	NCAA Rd of 32	14 / 22
1993-94	UMass	1st	Won	NCAA Rd of 32	8 / 15
1994-95	UMass	1st	Won	NCAA ELITE 8	7 / 7
1995-96	UMass	1st	Won	NCAA FINAL FOUR	1 / 1
2000-01	Memphis	2nd (National)	--	NIT Final Four (3rd)	--
2001-02	Memphis	1st (National)	--	NIT Champion	--
2002-03	Memphis	1st (National)	--	NCAA Rd of 64	19 / --
2003-04	Memphis	T-1st	--	NCAA Rd of 32	24 / --
2004-05	Memphis	T-6th	--	NIT Final Four	--
2005-06	Memphis	1st	Won	NCAA ELITE 8	4 / 6
2006-07	Memphis	1st	Won	NCAA ELITE 8	5 / 7
2007-08	Memphis	1st	Won	NCAA RUNNER-UP	2 / 2
2008-09	Memphis	1st	Won	NCAA SWEET 16	3 / 9
2009-10	Kentucky	1st (East)	Won	NCAA ELITE 8	2 / 5
2010-11	Kentucky	2nd (East)	Won	NCAA FINAL FOUR	11 / 3
2011-12	Kentucky	1st	--	NCAA CHAMPION	1 / 1
2012-13	Kentucky	T-2nd	--	NIT First Rd	--
2013-14	Kentucky	T-2nd	--	NCAA RUNNER-UP	-- / 2
2014-15	Kentucky	1st	Won	NCAA FINAL FOUR	1 / 3
2015-16	Kentucky	T-1st	Won	NCAA Rd of 32	10 / 16
2016-17	Kentucky	1st	Won	NCAA ELITE 8	6 / 5
2017-18	Kentucky	T-4th	Won	NCAA SWEET 16	18 / 17
2018-19	Kentucky	T-2nd	--	NCAA ELITE 8	7 / 7
2019-20	Kentucky	1st	SEC & NCAA Postseason Canceled		8 / 7
2020-21	Kentucky	8th	--	--	--
2021-22	Kentucky	T-2nd	--	NCAA Rd of 64	7 / 16
2022-23	Kentucky	3rd	--	NCAA Rd of 32	RV / RV
2023-24	Kentucky	T-2nd	--	NCAA Rd of 64	20 / 19
2024-25	Arkansas	T-9th	--	NCAA SWEET 16	20 / 25
2025-26	Arkansas	--	--	--	--

- 1 NCAA National Championship
- 1 NIT Championship (4 total NIT Final Fours)
- 3 NCAA National Title Games
- 6 Final Fours
- 12 NCAA Elite 8's
- 16 NCAA Sweet 16's
- 15 Conference Tournaments Titles Won
- 18 Regular Season Conference Titles Won or Shared
- 24 NCAA Tournament Berths
- 30 Combined NCAA and NIT Berths
- 30 20-win seasons
- 59 Wins in Conference Tournaments (59-17 -- 77.6%)
- 59 Wins in the NCAA Tourney (59-23 -- 72.0%)
- 133 Postseason Wins (133-46 -- 74.6%) -- Including Conference Tournaments, NIT and NCAA
- 177 Wins (all games) in March/April (177-63 -- 73.8%)

CAREER	34th YR	OVERALL	H	A	N	CONF.	H	A
UMASS	8 YRS	193-71	86-14	54-42	53-15	91-41	54-11	37-30
UM	9 YRS	252-69	153-19	69-28	30-22	117-25	63-8	54-17
UK	15 YRS	410-123	234-25	92-61	84-37	198-65	115-16	83-49
ARK	2nd YR	30-16	19-4	4-7	7-5	8-10	5-4	3-6

DID YOU KNOW...

- Calipari's collegiate players have earned:
 - ^ 4 National Players of the Year (3 UK, 1 UMass)
 - ^ 2 National Freshmen of the Year (1 UK, 1 MEM)
 - ^ 12 Conference Players of the Year (6 UK, 3 MEM, 3 UMass)
 - ^ 20 Conference Frosh/Newcomers of the Year (12 UK, 6 MEM, 2 UMass)
 - ^ 25 All-American Honors (14 UK, 8 MEM, 3 UMass)
 - ^ 80 All-Conference Selections (36 UK, 22 MEM, 22 UMass)
- Calipari has won an NCAA single-season record 38 games three times in his career ... Memphis in '08, UK in '12 and UK in '15. Also, his 35 wins at UMass in '96 led the NCAA and are a UMass record.
- Calipari's teams have led the NCAA in wins six times.
 - ^ 38 -- '08 (MEM) • '12 (UK) • '15 (UK)
 - ^ 35 -- '10 (UK) • '96 (UMass)
 - ^ 33 -- '06 (MEM)
- Calipari is the winningest coach in NCAA Division I history for a five-year span with 173 victories from 2008-12.
- Calipari is the first coach in NCAA Division I history to record five straight 30-win seasons.
- Calipari is one of only two coaches (Rick Pitino) to lead three different schools to a Final Four.
- Calipari is one of three coaches (Eddie Sutton and Lon Krueger) to lead four different schools to the Sweet 16.
- Calipari has advanced to the Sweet 16 in 13 of the last 19 NCAA Tournaments played and on to the Elite Eight 10 times.
- Calipari is one of only three coaches (John Wooden and Mike Krzyzewski) to go to four Final Fours in a five-season span.
- **Calipari is one of two coaches to have three teams listed on The Athletics' 25 best college basketball teams from 2000-25 (7/16/25). HE IS THE ONLY COACH** to have two teams among the top five and **the only coach to lead two different programs on the list** -- Memphis 2007-08 at #20, Kentucky 2014-15 at #4 and Kentucky 2011-12 at #2.
- Calipari had more wins in a 10-year period than any other coach in college basketball history with 327 from 2006-15.
- Calipari was the fourth-fastest coach to 800 on-court wins, doing so in 1,037 games. Only Adolph Rupp (972 games), Roy Williams (1,012 games) and Dean Smith (1,029 games) did it faster.
- Calipari's 31 combined regular season and tournament league titles trail only Mark Few (41) of Gonzaga for most among active coaches.
- Calipari's 59 NCAA Tournament wins are tied for the most by active coaches (Tom Izzo) and tied for fifth-most all-time.
- Calipari has helped 62 players earn selection in the NBA Draft, including 43 first-round picks, and has had at least one player selected in 18 straight years, with 11 times having three players drafted, including five times with at least four. He ranks third all-time with his 62 NBA picks (Coach K had 74 and Dean Smith 65) while Cal's 62 1st & 2nd Rd picks are second-most all-time (Coach K's 66) as are his 43 1st rounders (Coach K's 46). Only Dean Smith has a longer streak of consecutive years of having a player drafted at 23 years.
- In his career, his players have won each of the six NBA major awards:
 - ^ 2 NBA Players of the Year
 - ^ 1 NBA Defensive Player of the Year
 - ^ 1 NBA Sixth Man of the Year
 - ^ 2 NBA Most Improved Players
 - ^ 3 NBA Rookies of the Year
- Calipari had seven players on 2024 Olympic rosters, the most by any coach.
 - ^ USA (3): Bam Adebayo, Anthony Davis and Devin Booker
 - ^ CANADA (3): Shai Gilgeous-Alexander, Jamal Murray and Trey Lyles
 - ^ SOUTH SUDAN (1): Wenyen Gabriel

All-Time Calipari Draft Picks

62 PLAYERS (43 1st Rd • 19 2nd Rd)

\$ - 29 NBA Lottery Picks

Player (School)	Year	Rd (Overall)
Lou Roe (UMass)	1995	Second (30)
Marcus Camby (UMASS)	\$ 1996	First (2)
• UMass 2 Players 1 1st Rd • 1 2nd Rd		
Dajuan Wagner (MEM)	\$ 2002	First (6)
Antonio Burks (MEM)	2004	Second (36)
Rodney Carney (MEM)	2006	First (16)
Shawne Williams (MEM)	2006	First (17)
DERRICK ROSE (MEM) \$ 2008 FIRST (1)		
Joey Dorsey (MEM)	2008	Second (33)
Chris Douglas-Roberts (MEM)	2008	Second (40)
Tyreke Evans (MEM)	\$ 2009	First (4)
Robert Dozier (MEM)	2009	Second (60)
• MEMPHIS 9 Players 5 1st Rd • 4 2nd Rd		
JOHN WALL (UK) \$ 2010 FIRST (1)		
DeMarcus Cousins (UK)	\$ 2010	First (5)
Patrick Patterson (UK)	\$ 2010	First (14)
Eric Bledsoe (UK)	2010	First (18)
Daniel Orton (UK)	2010	First (29)
Enes Kanter (UK)	\$ 2011	First (3)
Brandon Knight (UK)	\$ 2011	First (8)
Josh Harrellson (UK)	2011	Second (45)
DeAndre Liggins (UK)	2011	Second (53)
ANTHONY DAVIS (UK) \$ 2012 FIRST (1)		
Michael Kidd-Gilchrist (UK)	\$ 2012	First (2)
Terrence Jones (UK)	2012	First (18)
Marquis Teague (UK)	2012	First (29)
Doron Lamb (UK)	2012	Second (42)
Darius Miller (UK)	2012	Second (46)
Nerlens Noel (UK)	\$ 2013	First (6)
Archie Goodwin (UK)	2013	First (29)
Julius Randle (UK)	\$ 2014	First (7)
James Young (UK)	2014	First (17)
KARL-ANTHONY TOWNS (UK) \$ 2015 FIRST (1)		
Willie Cauley-Stein (UK)	\$ 2015	First (6)
Trey Lyles (UK)	\$ 2015	First (12)
Devin Booker (UK)	\$ 2015	First (13)
Andrew Harrison (UK)	2015	Second (44)
Dakari Johnson (UK)	2015	Second (48)
Jamal Murray (UK)	\$ 2016	First (7)
Skal Labissiere (UK)	2016	First (28)
Tyler Ulis (UK)	2016	Second (34)
De'Aaron Fox (UK)	\$ 2017	First (5)
Malik Monk (UK)	\$ 2017	First (11)
Bam Adebayo (UK)	\$ 2017	First (14)
Kevin Knox (UK)	\$ 2018	First (9)
Shai Gilgeous-Alexander (UK)	\$ 2018	First (11)
Jarred Vanderbilt (UK)	2018	Second (41)
Hamidou Diallo (UK)	2018	Second (45)
PJ Washington (UK)	\$ 2019	First (12)
Tyler Herro (UK)	\$ 2019	First (13)
Keldon Johnson (UK)	2019	First (29)
Tyrese Maxey (UK)	2020	First (21)
Immanuel Quickley (UK)	2020	First (25)
Nick Richards (UK)	2020	Second (42)
Isaiah Jackson (UK)	2021	First (22)
Brandon Boston Jr. (UK)	2021	Second (51)
Shaedon Sharpe (UK)	\$ 2022	First (7)
TyTy Washington Jr. (UK)	2022	First (29)
Cason Wallace (UK)	\$ 2023	First (10)
Chris Livingston (UK)	2023	Second (58)
Reed Sheppard (UK)	\$ 2024	First (3)
Rob Dillingham (UK)	\$ 2024	First (8)
Antonio Reeves (UK)	2024	Second (47)
• KENTUCKY 50 Players 37 1st Rd • 13 2nd Rd		
Adou Thiero (ARK)	2025	Second (36)
• ARKANSAS 1 Player 0 1st Rd • 1 2nd Rd		

CALIPARI 4TH FASTEST TO 800 CAREER VICTORIES; NEARING 900

With Kentucky's overtime win over Mississippi State on Jan. 25, 2022, John Calipari reached 800 on-court wins, all at the Division I level. At the time he was one of just 22 coaches, regardless of NCAA level of classification, to reach that barrier. Overall, only 16 coaches have done it with at least 10 seasons at the Division I level.

Calipari was the fourth-fastest coach to 800 on-court wins at 1,037 games. Only Adolph Rupp (972 games), Roy Williams (1,012 games) and Dean Smith (1,029 games) did it faster.

Calipari is nearing his 900th career win and he is on pace to reach that plateau as potentially the second-fastest coach in D-I history to do so, trailing Roy Williams (1,161 games) and possibly beating Mike Krzyzewski at 1,183 games.

Although Calipari is still climbing the charts, he is doing it nearly as fast as anyone else in NCAA history. When he defeated Mississippi State on Jan. 17, 2024, Calipari became the third-fastest active head coach to 400 wins at a single program, trailing only Bill Self (Kansas - 484) and Mark Few (Gonzaga - 499). Overall, Calipari needed just 516 games to reach 400 wins while at UK to rank the eighth fastest in Division I history.

FASTEST TO 800 D-I WINS	Gms	FASTEST TO 900 D-I WINS	Gms
1. Adolph Rupp	972	1. Roy Williams	1,161
2. Roy Williams	1,012	2. Mike Krzyzewski	1,183
3. Dean Smith	1,029	3. Jim Boeheim	1,251
4. JOHN CALIPARI (active)	1,037	4. Bob Knight	1,269
		JOHN CALIPARI (885 wins)	1,164
		Rick Pitino (891 wins)	1,205

FIRST BALLOT HALL OF FAMER

John Calipari joined basketball's fraternity of legends in September of 2015 after being elected to the Naismith Memorial Basketball Hall of Fame on the first ballot. Calipari joined an elite group of basketball players and coaches in the Naismith Hall of Fame, considered to be one of the ultimate honors in the sport.

The Class of 2015 included Calipari, Dick Bevetta, Louie Dampier, Lindsay Gaze, Tom Heinsohn, John Isaacs, Spencer Haywood, Lisa Leslie, Dikembe Mutombo, George Raveling and JoJo White. Calipari was inducted in Springfield, Mass., and nearly 70 of his former players joined him on stage during his acceptance speech.

COACH CAL IMMORTALIZED AT UMASS, CLARION, CONFERENCE USA

John Calipari's Hall of Fame rise began at UMass, and the school honored his program's breakthrough in the 1990s by unveiling a statue of Calipari on the Amherst campus in September 2021. Calipari was one of four icons synonymous with UMass basketball to earn the honor. Calipari's statue was unveiled next to Marcus Camby, Julius Erving and the late Jack Leaman outside the Mullins Center.

At UMass, Calipari led the Minutemen to a 193-71 on-court record in his eight seasons as head coach from 1989-96. His .731 career winning percentage remains the best in school history. Calipari led UMass to five straight NCAA Tournament appearances from 1992 to 1996 after UMass had gone to the NAAs only once in the first 81 years of the program. His Minutemen made the Atlantic 10's first and only Final Four appearance during the 1996 season, during which they went 35-2 overall and spent 10 weeks ranked No. 1 in the nation. Following the 1996 season, Calipari was named National Coach of the Year by the National Association of Basketball Coaches, The Sporting News and Naismith.

Clarion honored Calipari by having a statue erected and naming the basketball court in his honor. Tippin Gymnasium's floor was officially renamed the John V. Calipari Court in September 2021 and is better known as "Coach Cal Court." Calipari started his college playing career at UNC Wilmington before transferring to Clarion in 1981, helping the Golden Eagles reach their first NCAA Division II Tournament in program history that year.

In the summer of 2022, Calipari was enshrined into the Conference USA Hall of Fame. Calipari was honored by the league for his impressive tenure as head men's basketball coach at the University of Memphis, where he coached from the 2000-09. Calipari led the Tigers to the 2008 NCAA title game, including an NCAA, single-season record 38 wins. As a result, he earned his second Naismith National Coach of the Year honor, becoming only the second coach to earn the honor multiple times since its inception in 1987. Calipari, the 2009 Sports Illustrated National Coach of the Year, led the Tigers to nine straight 20-win campaigns and nine consecutive postseason appearances, the only Memphis coach to do that. He posted 252 on-court wins - 28.0 wins per season - as the Tigers' head coach, making him the winningest coach in school history. From 2006-08, the Tigers won 104 games, making Calipari the winningest head coach in NCAA Division I history in a three-year span.

A WOODEN AWARD LEGEND OF COACHING

On Oct. 3, 2023, it was announced that John Calipari would receive the John R. Wooden Award "Legends of Coaching" honor. On April 12, 2024, the newly named Razorback head basketball coach was on hand for the trophy presentation at the Los Angeles Athletic Club.

The "Legends of Coaching" honor recognizes coaches who exemplify Coach Wooden's high standard of coaching success and personal integrity. The award was adopted by the Wooden Award Steering Committee in 1999. The honorees are selected based on character, success on the court, graduation rate of student-athletes in their basketball program, coaching philosophy, and identification with the goals of the John R. Wooden Award. He will be presented the honor along with the 2024 Wooden Award winners on April 12, 2024.

Chairman of the Wooden Award Steering Committee Sam Lagana said, "Coach John Calipari has been a significant part of the Wooden Award experience, dating back to his first head coaching assignment at UMass. He has supported the Award and stood with his candidates and winners every step of the way. Coach Wooden had an appreciation for Coach Cal that carried through the years and Coach Calipari has demonstrated great reverence for Coach Wooden as both shared a 'players first' mentality, with emphasis on care for the student-athlete and in the value of competitive greatness. John Calipari is a wonderful addition to the fraternity of Wooden Award 'Legends of Coaching' recipients."

Calipari's on-court success is well publicized and culminated with the highest honor in the sport by being inducted into the Naismith Hall of Fame. Off the court, Coach Calipari's impact has been felt in his community and abroad. In 2012, he founded the John Calipari Foundation which has partnered with many organizations, including: Samaritan's Feet, 4 Paws for Ability, One Parent Scholar House and Team Focus. He has partnered with the American Red Cross to raise millions of dollars to help people affected by disasters such as the 2010 Haitian earthquake, 2012 Superstorm Sandy, and the 2022 flooding in Eastern Kentucky. He helped spearhead the creation of the John McLendon Minority Leadership Initiative, a national coach-driven initiative to provide minorities with a jump-start to their careers.

CALIPARI VS. ALL OPPONENTS

Opponent	Overall	at ARK	Opponent	Overall	at ARK	Opponent	Overall	at ARK
Abilene Christian	1-0	-	Kansas State	2-2	-	Seton Hall	1-1	-
Alabama	20-8	0-1	Keene State	1-0	-	Siena	4-0	-
Alabama-Birmingham (UAB)	15-3	-	Kentucky	3-4	1-0	South Carolina	17-7	1-1
Albany	2-0	-	La Salle	3-0	-	South Carolina State	1-0	-
Arizona	1-1	-	Lafayette (Pa.)	1-0	-	South Florida (USF)	10-1	-
Arizona State	2-1	-	Lamar	5-0	-	Southern	2-0	1-0
Arkansas	16-9	-	LIU-Brooklyn	1-0	-	Southern Cal	2-0	-
Arkansas-Little Rock	4-0	1-0	Lipscomb	2-0	1-0	SMU	7-0	-
Arkansas-Pine Bluff	1-0	-	Long Beach State	1-0	-	South Connecticut	1-0	-
Arkansas State	4-0	-	Louisiana State (LSU)	16-6	1-1	Southeastern Louisiana	3-0	-
Auburn	15-7	0-1	Louisiana Tech	1-1	-	Southern Illinois	1-0	-
Austin Peay	6-1	-	Louisville	20-8	1-0	Southern Miss	15-4	-
Baylor	1-3	0-1	Loyola (Md.)	1-0	-	Southwest Texas St.	1-0	-
Bellarmine	1-0	-	Manhattan	2-0	-	St. Bonaventure	17-1	-
Belmont	2-0	-	Marist	2-0	-	St. John's	2-0	1-0
Boise State	1-0	-	Marquette	3-1	-	Saint Joseph's	16-5	-
Boston	7-1	-	Marshall	7-0	-	Saint Mary's College	1-0	-
Boston College	2-0	-	Maryland	5-3	-	Saint Peter's	1-0	-
Bradley	1-0	-	Maryland-Eastern Shore	1-0	1-0	Stanford	3-2	-
Bucknell	1-0	-	Massachusetts	1-0	-	Stephen F. Austin	1-0	-
Buffalo	3-0	-	Massachusetts-Lowell	2-1	-	Stonehill	1-0	-
BYU	1-0	-	Memphis	1-0	-	Stony Brook	1-0	-
Cal State-Northridge	1-0	-	Miami (Fla.)	2-1	1-0	Syracuse	3-2	-
Canisius	1-0	-	Miami (Ohio)	2-0	-	TCU	7-1	-
Central Arkansas	2-0	2-0	Michigan	3-0	1-0	Temple	13-11	-
Central Connecticut State	2-0	-	Michigan State	3-3	0-1	Tennessee	22-17	0-1
Central Florida (UCF)	5-0	-	Middle Tennessee	3-0	-	Tennessee-Martin	5-0	-
Central Michigan	1-0	-	Milwaukee	1-0	-	Tennessee State	1-0	-
Charlotte	2-3	-	Mississippi (Ole Miss)	19-7	0-2	Tennessee Tech	1-0	-
Chattanooga	2-0	-	Mississippi State	21-1	1-0	Texas	4-2	2-0
Christian Brothers	2-0	-	Mississippi Valley State	1-0	-	Texas-Arlington	3-0	-
Cincinnati	6-7	-	Missouri	13-6	2-0	Texas-El Paso (UTEP)	5-0	-
Cleveland State	4-0	-	Monmouth	2-0	-	Texas-San Antonio	1-0	1-0
Coastal Carolina	1-0	-	Montana State	1-0	-	Texas A&M	12-6	0-1
Colorado	1-1	-	Morehead State	3-0	-	Texas A&M-Commerce	1-0	-
Colorado State	0-1	-	Mount St. Mary's	2-0	-	Texas Tech	2-1	1-1
Columbia	1-0	-	Murray State	1-0	-	Towson	1-0	-
Connecticut	2-5	-	Nevada	1-0	-	Troy	2-0	1-0
Coppin State	1-0	-	New Hampshire	5-0	-	Tulane	16-0	-
Cornell	1-0	-	New Mexico	1-0	-	Tulsa	11-1	-
Dartmouth	1-0	-	New Mexico State	1-0	-	UCLA	4-5	-
Davidson	1-0	-	New Orleans	1-0	-	Utah	2-2	-
Dayton	1-0	-	NIJT	1-0	-	Utah Valley	2-0	-
DePaul	4-2	-	North Carolina	9-4	-	Valparaiso	1-0	-
Detroit	1-0	-	UNC-Asheville	2-0	-	Vanderbilt	28-6	1-0
Drexel	2-0	-	UNC-Greensboro	2-0	-	Vermont	3-0	-
Duke	1-4	-	UNC-Wilmington	1-1	-	Villanova	2-0	-
Duquesne	13-4	-	North Carolina A&T	1-0	1-0	Virginia	0-1	-
East Carolina	7-0	-	North Carolina State	1-0	-	VMI	1-0	-
East Tennessee State	4-0	-	North Dakota	1-0	-	Virginia Tech	3-0	-
Eastern Kentucky	4-0	-	North Florida	2-0	-	Wake Forest	2-1	-
Eastern Michigan	2-0	-	North Texas	1-0	-	Washington	1-0	-
Evansville	0-1	-	Northeastern	3-1	-	West Virginia	13-7	-
Fairfield	1-0	-	Northern Kentucky	2-0	-	Western Kentucky	3-0	-
Fairleigh Dickinson	1-0	-	Northwestern State	1-0	-	Wichita State	2-0	-
Florida	25-11	0-1	Notre Dame	2-3	-	Winthrop	4-0	1-0
Florida A&M	1-0	-	Oakland	2-1	1-0	Wisconsin	1-1	-
Florida State	1-1	-	Ohio	1-0	-	Wofford	2-0	-
Florida Tech	0-1	-	Ohio State	1-3	-	Wright State	1-0	-
Fordham	5-0	-	Oklahoma	5-2	0-1	Xavier	2-2	-
Fort Wayne	1-0	-	Oklahoma State	0-2	-	Yale	2-0	-
Fresno State	1-0	1-0	Old Dominion	2-0	-	Totals	885-278	30-15
Furman	1-0	-	Oral Roberts	1-0	-			
George Mason	1-0	-	Oregon State	1-0	-			
George Washington	8-9	-	Pacific	1-0	1-0			
Georgetown	2-1	-	Penn	4-0	-			
Georgia	23-4	1-0	Penn State	4-4	-			
Georgia Tech	2-2	-	Pepperdine	1-0	-			
Gonzaga	4-2	-	Pittsburgh	2-1	-			
Grand Canyon	1-0	-	Portland	3-0	-			
Hampton	1-0	-	Princeton	2-0	-			
Hartford	2-0	-	Providence	4-1	-			
Harvard	2-0	-	Purdue	2-1	-			
High Point	1-0	-	Queens	1st Meeting				
Hofstra	1-0	-	Radford	1-0	-			
Holy Cross	4-1	-	Rhode Island	16-2	-			
Houston	17-3	-	Rice	4-0	-			
Howard	2-0	-	Richmond	1-1	-			
Illinois	1-2	0-1	Rider	1-0	-			
Illinois-Chicago (UIC)	1-0	-	Robert Morris	2-1	-			
Illinois State	2-0	-	Rutgers	11-4	-			
Indiana	3-2	-	Saint Louis	4-3	-			
Iowa	0-1	-	Saint Peter's	0-1	-			
Iowa State	2-0	-	Sam Houston State	1-0	-			
Jackson State	3-0	1-0	Samford	4-0	1-0			
James Madison	1st Meeting		Santa Clara	1-0	-			
Kansas	6-9	1-0	Savannah State	1-0	-			

Opponent	TOTAL	MASS	UM	UK	ARK
Coleman Coliseum	5-5	0-0	1-0	4-5	0-0
Bud Walton Arena	8-5	0-0	1-1	7-4	(19-4)
Neville Arena *	4-7	0-0	0-0	4-6	0-1
O'Connell Center	10-5	0-0	0-0	10-5	0-0
Stegman Coliseum	7-4	0-0	0-0	7-4	0-0
Rupp Arena	0-1	0-1	0-0	(234-25)	1-0
Maravich Center	6-5	0-0	0-0	6-4	0-1
Black Pavilion #	3-1	0-0	0-0	3-1	0-0
Humphrey Coliseum	9-0	0-0	0-0	9-0	0-0
Mizzou Arena *	4-3	0-0	0-0	4-2	0-1
Lloyd Noble Center	1-1	1-1	0-0	0-0	0-0
Colonial Life Arena	5-7	0-0	0-0	5-6	0-1
Thompson-Boling Arena	9-10	0-0	1-2	8-7	0-1
Moody Center	1-0	0-0	0-0	0-0	1-0
Reed Arena	6-4	0-0	0-0	6-3	0-1
Memorial Gym	14-2	0-0	0-0	13-2	1-0
As Opposing Coach	92-60	1-2	3-3	86-49	3-6
NOTES	TOT	MASS	UM	UK	ARK
* AUB Beard-Flaves Memorial	1-0	0-0	0-0	1-0	-
* OM Tad Smith Coliseum	3-2	0-0	1-1	2-1	-
* MIZ Hearnest Center	0-1	0-0	0-0	0-1	-

DREAM MAKER

As someone who prides himself on helping young men reach their dreams, John Calipari has helped 77 players get drafted or play in the NBA as free agents, including 62 players going in the NBA Draft.

- ^ 62 NBA Draft picks ranks third all-time, trailing only Mike Krzyzewski (74) and Dean Smith (65)
- ^ 62 1st and 2nd round draft picks rank second all-time, trailing Mike Krzyzewski (66) ... Roy Williams has the third-most (32)
- ^ 43 1st round picks ranks second all-time, trailing Mike Krzyzewski (46)
- ^ 29 lottery picks are tied for the most by any college coach in history (with Mike Krzyzewski)
- ^ 18 consecutive years (2008-25) with a player being drafted is the second-best streak all-time behind Dean Smith's 23 (1965-87) and THE ONLY COACH to have an 18-year streak since the draft was shortened to two rounds in 1989 as well BEING THE ONLY COACH to have a streak of 18 consecutive years of having at least one player drafted in the first or second round
- ^ Four No. 1 overall picks tie Mike Krzyzewski for the most all-time
- ^ In 2010, five of his players were selected in the first round marking the first time in NBA history having five from one school
- ^ His six players selected overall in both the 2012 and 2015 NBA drafts are the most by one coach in the two-round era
- ^ Only coach to produce the top two picks in the same draft (2012, #1 Anthony Davis and #2 Michael Kidd-Gilchrist)
- ^ Is the only coach in history to have a former player win each of the six major NBA awards: Player of the Year (twice), Rookie of the Year, Sixth Man of the Year, Most Improved Player of the Year and Clutch Player of the Year
- ^ Eleven of his former players have combined to earn 43 NBA All-Star honors, 10 have been tabbed All-NBA (21 times), three were named NBA Rookie of the Year, and 19 players have made the NBA All-Rookie teams. Derek Rose was named NBA MVP in 2011 and Shai Gilgeous-Alexander was the 2025 NBA MVP.

CHANGING FAMILIES LIVES ... \$5.8 BILLION AND COUNTING

John Calipari hasn't just signed the best talent in the country; he's been the best at developing that talent, making those players better prepared than anyone else and getting them ready for all things at the next level. The proof is in the numbers.

Entering the 2025-26 NBA season, Calipari's NBA pros will have amassed over \$5.898 billion in NBA contracts over their careers, which does not include endorsement deals or players on overseas contracts. Through 2024-25 his players on NBA rosters have tallied over \$2 billion alone. For the 2025-26 NBA season alone, Cal's players are set to earn over \$563 million.

CALIPARI UNRIVALED IN CONFERENCE

John Calipari has won a combined 16 league regular-season championships in his career (including six Southeastern Conference titles). That is six more than the next-closest coach in the SEC (Bruce Pearl has 10). Calipari has won a combined 15 conference tournament titles in his career (six in the SEC), 10 more than his closest competitor (Nate Oats with five).

Calipari has tallied a 414-141 (74.6%) all-time record within conference play as a head coach and owns a 206-75 (73.3%) record since joining the SEC.

Although he's been publicly outspoken against conference tournaments – only because he doesn't favor playing three or more games on consecutive days to win the tournament – his teams have gotten up for them. Calipari's teams at UMass, Memphis and Kentucky have been to 19 conference championship games in his career, winning a remarkable 15 of them. Calipari is 59-17 (77.6%) all-time in conference tournaments, including 25-9 (73.5%) in the SEC. Calipari's 25 SEC Tournament wins ties for third all-time (Adolph Rupp 57, Billy Donovan 27, Wimp Sanderson 25).

THERE'S NO PLACE LIKE HOME

John Calipari-coached teams have posted an all-time record of 491-62 (88.8%) record at home. Calipari's best home winning streak came when he began his career at UK with a 54-game home win streak at Rupp Arena. He additionally had a 42-game home win streak at UK (2014-17). He has gone undefeated at home 10 times overall – adding seven times with just one loss – while going undefeated at home in league play 14 times.

LIFE AWAY FROM HOME ISN'T SO BAD EITHER

As good as John Calipari's team's have been at home, they're pretty good in hostile environments on the road. His teams are 219-138 (61.3%) overall on the road. At neutral-site venues, his teams are 172-79 (68.5%) including six seasons with at least 10 neutral-site wins.

CALIPARI IN ELITE COMPANY WITH CONFERENCE CHAMPIONSHIPS

When Kentucky clinched a share of the 2017 Southeastern Conference championship, John Calipari became the first NCAA Division I coach to lead three different programs (UMass, Memphis, Kentucky) to five on-court, regular-season league titles three different times. UMass won five Atlantic 10 titles (1992, '93, '94, '95 and '96). Memphis claimed five Conference USA crowns (2004, '06, '07, '08 and '09). Kentucky captured the SEC Championship six times (2010, '12, '15, '16, '17 and '20). Perhaps more impressive is that Calipari has 31 combined regular-season and tournament championships. That trails only Mark Few of Gonzaga (41 titles) and Kentucky's Adolph Rupp (41) for the most combined championships. Bill Self (Kansas) also has 31 combined titles.

CALIPARI AT NO. 1

John Calipari is one of just two coaches (Frank McGuire) to lead three programs to a No. 1 ranking in the Associated Press Top 25. Calipari has led 10 of his teams to a No. 1 AP ranking. His teams are 110-13 (89.4%) as when ranked #1 by AP #1, including 69-8 at UK, 32-4 at UMass and 9-1 at Memphis. His 110 victories are the most among active coaches with victories at No. 1. He has coached 123 career games as #1, 4th-most in NCAA history, trailing Mike Krzyzewski (255), John Wooden (228) and Adolph Rupp (127). Among coaches who have owned a #1 ranking in at least 119 games, Calipari's winning percentage of 89.4% trails only Wooden (95.2%) Calipari is 6-7 all-time when playing an AP #1 team.

PRESIDENT CALIPARI

University of Arkansas head coach John Calipari served as the President of the NABC Board of Directors for the 2024-25 season. "John Calipari is one of basketball's most impactful leaders, and he has a passion for addressing issues that impact the sport and the coaching profession," said NABC Executive Director Craig Robinson. "Coach Calipari has long been a vocal advocate for coaches from all levels, and I'm confident our entire NABC membership will benefit from his service in this role." Calipari first joined the NABC Board of Directors in 2013, and served as its First Vice President for the 2023-24.

CALIPARI RECEIVED 2022 JEFFERSON AWARD

John Calipari received the Jefferson Award for Outstanding Public Service in Sports by Multiplying Good on Nov. 2, 2022. For more than 50 years, Multiplying Good has honored those who put others first. Those receiving the Jefferson Award are empowered to do more, while their stories of extraordinary public service inspire others to action. It is an award that underscores impact. Founded over 50 years ago by Jackie Kennedy Onassis, Sen. Bob Taft Jr., and Sam Beard, Multiplying Good is the world's most foremost and highly celebrated organization focused on and honoring public service. Other recipients of the Jefferson Award include Arthur Ashe, Tom Brokaw, Larry Fitzgerald, Betty Ford, John Glenn, Bob Hope, Steve Jobs, Shaquille O'Neal, General Colin Powell, John D. Rockefeller and Oprah Winfrey. Calipari is the first men's college basketball coach to receive the honor.

CALIPARI NAMED SPORTING NEWS' COACH OF THE DECADE FROM THE 2010'S; HONORED BY THE ATHLETIC TOO

Underscored by more victories than any other coach or program, more Final Four appearances, a record number of NBA Draft picks and the 2012 national championship, John Calipari was named the College Basketball Coach of the Decade by Sporting News in January 2020. In a piece penned by national writer Mike DeCourcy, Sporting News credited Calipari for changing the college basketball landscape. Detailing Calipari's success - what DeCourcy described as a "college basketball revolution" - DeCourcy wrote that "no one defined the 2010s in the same way as Calipari ... nor achieved the same degree of consistent success." Calipari is one of two coaches (with Coach K) to have three teams listed on The Athletics' 25 "Best College Basketball Teams from 2000-25" (7/16/25). He is the only coach to have two teams among the top five and the only coach to lead two different programs on the list – Memphis 2007-08 at #20, Kentucky 2014-15 at #4 and Kentucky 2011-12 at #2.

#LaFamilia NBA Awards

NBA PLAYER OF THE YEAR(2) 2011 Derrick Rose 2025 Shai Gilgeous-Alexander	FREE AGENTS TO PLAY IN NBA(15) 2006 Earl Barron MEM 2008 Darius Washington MEM 2013 Antonio Anderson MEM 2016 Aaron Harrison UK 2017 Alex Poythress UK 2017 Kyle Wiltjer UK 2019 Isaiah Briscoe UK 2019 Isaac Humphries UK 2020 Mychal Mulder UK 2020 Wenyen Gabriel UK 2021 Ashton Hagans UK 2022 Olivier Sarr UK 2024 Jacob Toppin UK 2024 Oscar Tshiebwé UK 2025 Justin Edwards UK
NBA ROOKIE OF THE YEAR(3) 2009 Derrick Rose 2010 Tyreke Evans 2016 Karl-Anthony Towns	
NBA DEFENSIVE PLAYER OF THE YEAR.....(1) 2007 Marcus Camby	
NBA MOST IMPROVED PLAYER.....(2) 2021 Julius Randle 2024 Tyrese Maxey	
NBA SIXTH MAN OF THE YEAR(1) 2022 Tyler Herro	
NBA CLUTCH PLAYER OF THE YEAR(1) 2023 De'Aaron Fox	NBA CHAMPIONS.....(4) 2020 Anthony Davis (Lakers) 2023 Jamal Murray (Nuggets) 2025 Shai Gilgeous-Alexander (Thunder) Cason Wallace (Thunder)
NBA CARES COMMUNITY ASSIST AWARD.....(3) 2021 Devin Booker 2017 DeMarcus Cousins (offseason) 2016 John Wall	NBA ALL-STAR TEAM(43) 2010 Derrick Rose 2011 Derrick Rose 2012 Derrick Rose 2014 Anthony Davis John Wall 2015 DeMarcus Cousins Anthony Davis John Wall 2016 DeMarcus Cousins Anthony Davis John Wall 2017 DeMarcus Cousins Anthony Davis John Wall 2018 DeMarcus Cousins Anthony Davis Karl-Anthony Towns John Wall 2019 Anthony Davis Karl-Anthony Towns 2020 Bam Adebayo Devin Booker Anthony Davis 2021 Devin Booker Anthony Davis Julius Randle 2022 Devin Booker Karl-Anthony Towns 2023 Bam Adebayo De'Aaron Fox Shai Gilgeous-Alexander Julius Randle 2024 Bam Adebayo Devin Booker Anthony Davis Shai Gilgeous-Alexander Tyler Herro Karl-Anthony Towns
NBA SOCIAL JUSTICE CHAMPION(1) 2024 Karl-Anthony Towns	ALL-STAR GAME MVP.....(1) 2017 Anthony Davis
NBA SPORTSMANSHIP AWARD(1) 2024 Tyrese Maxey	RIISING STARS CHALLENGE MVP(3) 2010 Tyreke Evans 2011 John Wall 2017 Jamal Murray
NBA CHAMPION.....(1) 2020 Anthony Davis 2023 Jamal Murray	SLAM DUNK CONTEST WINNER.....(2) 2014 John Wall 2019 Hamidou Diallo
ALL-NBA TEAM(21) 2011 Derrick Rose (1st) 2012 Derrick Rose (1st) 2015 Anthony Davis (1st) DeMarcus Cousins (2nd) 2016 DeMarcus Cousins (2nd) 2017 Anthony Davis (1st) John Wall (3rd) 2018 Anthony Davis (1st) Karl-Anthony Towns (3rd) 2020 Anthony Davis (1st) 2021 Julius Randle (2nd) 2022 Devin Booker (1st) Karl-Anthony Towns (3rd) 2023 Shai Gilgeous-Alexander (1st) De'Aaron Fox (3rd) Julius Randle (3rd) 2024 Shai Gilgeous-Alexander (1st) Anthony Davis (2nd) Devin Booker (3rd) 2025 Shai Gilgeous-Alexander (1st) Karl-Anthony Towns (3rd)	3-POINT CONTEST WINNER(2) 2018 Devin Booker 2022 Karl-Anthony Towns
ALL-NBA ROOKIE TEAM(19) 1997 Marcus Camby (1st) 1997 2010 Tyreke Evans (1st) Derrick Rose (1st) 2011 DeMarcus Cousins (1st) John Wall (1st) Eric Bledsoe (2nd) 2012 Brandon Knight (1st) 2012 2013 Anthony Davis (1st) Michael Kidd-Gilchrist (2nd) 2015 Nerlens Noel (1st) 2016 Karl-Anthony Towns (1st) Devin Booker (1st) Willie Cauley-Stein (2nd) 2017 Jamal Murray (2nd) 2019 Shai Gilgeous-Alexander (2nd) 2020 Tyler Herro (2nd) PJ Washington (2nd) 2021 Immanuel Quickley (2nd) 2024 Cason Wallace (2nd)	SKILLS CHALLENGE WINNER.....(3) 2009 Derrick Rose 2016 Karl-Anthony Towns 2020 Bam Adebayo
ALL-NBA DEFENSIVE TEAM(17) 2005 Marcus Camby (2nd) 2006 Marcus Camby (2nd) 2007 Marcus Camby (1st) 2008 Marcus Camby (1st) 2015 Anthony Davis (2nd) John Wall (2nd) 2017 Anthony Davis (2nd) 2018 Anthony Davis (1st) 2019 Eric Bledsoe (1st) 2020 Anthony Davis (1st) Eric Bledsoe (2nd) Bam Adebayo (2nd) 2021 Bam Adebayo (2nd) 2022 Bam Adebayo (2nd) 2023 Bam Adebayo (2nd) 2024 Anthony Davis (1st) Bam Adebayo (1st)	

CALIPARI'S ALL-TIME COLLEGIATE PLAYER HONORS

NATIONAL PLAYER OF THE YEAR	4
UMASS	1
1996 Marcus Camby AP, UPI, USBWA, Wooden, Naismith, NABC, Rupp, Basketball Times, Sporting News, CBS	
KENTUCKY	3
2010 John Wall Adolph Rupp, Yahoo!, Rivals	
2012 Anthony Davis Adolph Rupp, AP, CBS, Basketball Times, Naismith, Sporting News, USBWA, Wooden	
2022 Oscar Tshiebwe AP, CBS, College Hoops Today, NABC, Naismith, Sporting News, The Athletic, Field of 68, USBWA, USA Today, Wooden	
NATIONAL FRESHMAN OF THE YEAR	2
MEMPHIS	1
2009 Tyreke Evans USBWA, CBS, ESPN, Fox, Sporting News	
KENTUCKY	1
2024 Reed Sheppard USBWA, NABC, CBS, SI	
ALL-AMERICANS	25
UMASS	3
1994 Lou Roe Sporting News (2), Basketball Weekly (2) NABC (3)	
1995 Lou Roe Wooden (1), Sporting News (1) AP (2), USBWA (2), NABC (2), UPI (2) Basketball Times (2)	
1996 Marcus Camby AP (1), USBWA (1), Wooden, NABC (1), UPI (1) Basketball Times (1), Basketball Weekly (1)	
MEMPHIS	8
2002 Dajuan Wagner AP (HM)	
2003 Chris Masse Fox (3), CNNI (HM)	
2004 Antonio Burks AP (HM)	
2006 Rodney Carney USBWA (2), ESPN (2)	
2007 Chris Douglas-Roberts AP (HM)	
2008 Chris Douglas-Roberts Wooden, USBWA (1), AP (1), NABC (1), ESPN (1) Sporting News (1), Basketball Times (2) Derrick Rose Wooden, AP (3), NABC (3), Basketball Times (3)	
2009 Tyreke Evans CBS (3), SI (3), AP (HM)	
KENTUCKY	14
2010 DeMarcus Cousins AP (1), NABC (2), USBWA (2), SN (2) John Wall AP (1), NABC (1), USBWA (1), SN (1)	
2012 Anthony Davis AP (1), NABC (1), USBWA (1), SN (1) Michael Kidd-Gilchrist USBWA (2), SN (2), AP (3), NABC (3)	
2014 Julius Randle AP (3), NABC (3)	
2015 Willie Cauley-Stein AP (1), NABC (1), USBWA (1), SN (1) Karl-Anthony Towns AP (2), NABC (2), SN (3)	
2016 Jamal Murray AP (3) Tyler Ulis AP (1), SN (1), USBWA (2), NABC (2)	
2017 Malik Monk SN (2), USBWA (2), NABC (2), AP (2)	
2019 PJ Washington SN (3), USBWA (3), NABC (3), AP (3)	
2022 Oscar Tshiebwe SN (1), USBWA (1), NABC (1), AP (1)	
2023 Oscar Tshiebwe SN (3), USBWA (2), NABC (2), AP (2)	
2024 Antonio Reeves SN (3)	
COSIDA ACADEMIC ALL-AMERICA	1
2016 Alex Poythress (Kentucky)	2nd Team

CONFERENCE PLAYER OF THE YEAR	12
UMASS	3
1992 Harper Williams	
1995 Lou Roe	
1996 Marcus Camby	
MEMPHIS	3
2004 Antonio Burks	
2006 Rodney Carney	
2008 Chris Douglas-Roberts	
KENTUCKY	6
2010 John Wall	Coaches AP
2012 Anthony Davis	Coaches AP
2016 Tyler Ulis	Coaches AP
2017 Malik Monk	AP
2020 Immanuel Quickley	Coaches
2022 Oscar Tshiebwe	Coaches AP
CONF. FROSH/NEWCOMER OF THE YEAR	20
UMASS	2
1989 Jim McCoy	Freshman
1994 Marcus Camby	Freshman & Newcomer
MEMPHIS	6
2002 Dajuan Wagner	Freshman
2004 Sean Banks	Freshman
2005 Darius Washington	Freshman
2006 Shawne Williams	Freshman
2008 Derrick Rose	Freshman
2009 Tyreke Evans	Freshman
KENTUCKY (Coaches - Frosh - AP - Newcomer)	12
2010 DeMarcus Cousins	Coaches
2010 John Wall	AP
2011 Terrence Jones	Coaches / AP
2012 Anthony Davis	Coaches / AP
2013 Nerlens Noel	Coaches / AP
2014 Julius Randle	Coaches / AP
2015 Karl-Anthony Towns	Coaches / AP
2017 Malik Monk	Coaches / AP
2018 Kevin Knox	Coaches
2019 Tyler Herro	AP
2019 Keldon Johnson	Coaches
2024 Reed Sheppard	Coaches
CONFERENCE SIXTH MAN OF THE YEAR	7
UMASS (AIO Did Not Select a Sixth Man of the Year)	
MEMPHIS	2
2007 Jeremy Hunt	
2009 Wesley Witherspoon	
KENTUCKY	5
2012 Darius Miller	Coaches
2013 Kyle Wiltjer	Coaches
2015 Devin Booker	Coaches
2023 Antonio Reeves	Coaches
2024 Rob Dillingham	Coaches
CONFERENCE DEFENSIVE PLAYER OF THE YEAR	9
UMASS (AIO Did Not Select a Defensive POY)	
MEMPHIS	3
2007 Joey Dorsey	
2008 Joey Dorsey	
2009 Antonio Anderson	
KENTUCKY	6
2010 John Wall	Coaches/AP
2012 Anthony Davis	Coaches/AP
2016 Tyler Ulis	Coaches/AP
2017 Malik Monk	AP
2020 Immanuel Quickley	Coaches
2022 Oscar Tshiebwe	Coaches/AP

ALL-CONFERENCE	80
UMASS	22
1989 Jim McCoy	3rd
1990 Jim McCoy	1st
William Herndon	3rd
1991 Jim McCoy	1st
Harper Williams	3rd
1992 Jim McCoy	1st
Harper Williams	1st
1993 Lou Roe	1st
Harper Williams	1st
Tony Barbee	2nd
1994 Lou Roe	1st
Marcus Camby	3rd
Mike Williams	3rd
1995 Marcus Camby	1st
Lou Roe	1st
Donta Bright	2nd
Derek Kellogg	2nd
1996 Marcus Camby	1st
Donta Bright	1st
Edgar Paila	2nd
Carmelo Travieso	2nd
Dana Dingle	3rd
MEMPHIS	22
2001 Kelly Wise	1st
2002 Dajuan Wagner	1st
Kelly Wise	1st
2003 Chris Massie	1st
Antonio Burks	3rd
2004 Sean Banks	1st
Antonio Burks	1st
2005 Rodney Carney	2nd
Darius Washington Jr.	3rd
2006 Rodney Carney	1st
Darius Washington Jr.	1st
Shawne Williams	3rd
2007 Joey Dorsey	1st
Chris Douglas-Roberts	1st
Jeremy Hunt	2nd
2008 Chris Douglas-Roberts	1st
Derrick Rose	1st
Joey Dorsey	2nd
Robert Dozier	3rd
2009 Tyreke Evans	1st
Antonio Anderson	2nd
Robert Dozier	2nd
KENTUCKY	36
2010 DeMarcus Cousins	1st Coaches 1st AP
Patrick Patterson	1st Coaches 2nd AP
John Wall	1st Coaches 1st AP
2011 Terrence Jones	1st Coaches 1st AP
Brandon Knight	1st Coaches 2nd AP
2012 Anthony Davis	1st Coaches 1st AP
Michael Kidd-Gilchrist	1st Coaches 1st AP
Terrence Jones	2nd Coaches 2nd AP
Doron Lamb	2nd Coaches
2013 Nerlens Noel	1st Coaches 1st AP
2014 Julius Randle	1st Coaches 1st AP
James Young	2nd Coaches
2015 Willie Cauley-Stein	1st Coaches 1st AP
Karl-Anthony Towns	1st Coaches 1st AP
Aaron Harrison	2nd Coaches 2nd AP
Devin Booker	2nd Coaches
2016 Jamal Murray	1st Coaches 1st AP
Tyler Ulis	1st Coaches 1st AP
2017 De'Aaron Fox	1st Coaches 1st AP
Malik Monk	1st Coaches 1stAP
Bam Adebayo	2nd Coaches 2nd AP
2018 Kevin Knox	1st Coaches
Shai Gilgeous-Alexander	2nd Coaches
2019 PJ Washington	1st Coaches 1st AP
Tyler Herro	2nd Coaches
Keldon Johnson	2nd Coaches
2020 Nick Richards	1st Coaches 1st AP
Immanuel Quickley	1st Coaches 1st AP
Tyrese Maxey	2nd Coaches
2022 Oscar Tshiebwe	1st Coaches 1stAP
TyTy Washington Jr.	2nd Coaches
Sahvir Wheeler	2nd Coaches
2023 Oscar Tshiebwe	1st Coaches 1st AP
Antonio Reeves	1st Coaches 1st AP
2024 Reed Sheppard	2nd Coaches 2nd AP
Rob Dillingham	2nd Coaches

CONFERENCE ALL-DEFENSIVE TEAM	19
UMASS (AIO Did Not Select an All-Defensive Team)	
MEMPHIS (C-USA Started Team in 2007)	6
2007 Antonio Anderson	
Joey Dorsey	
2008 Antonio Anderson	
Joey Dorsey	
2009 Antonio Anderson	
Robert Dozier	
KENTUCKY	13
2010 Patrick Patterson	
2011 DeAndre Liggins	
2012 Anthony Davis	
Michael Kidd-Gilchrist	
2013 Nerlens Noel	
2014 Willie Cauley-Stein	
2015 Willie Cauley-Stein	
2016 Tyler Ulis	
2019 Ashton Hagans	
2020 Ashton Hagans	
Nick Richards	
2021 Isaiah Jackson	
2022 Oscar Tshiebwe	
CONFERENCE ALL-ROOKIE/FRESHMAN TEAM	51
UMASS	7
1990 Tony Barbee	
Harper Williams	
1992 Lou Roe	
1993 Dana Dingle	
1994 Marcus Camby	
1995 Derek Kellogg	
Gary Lumpkin	
MEMPHIS	10
2001 Scooter McFadgon	
2002 Dajuan Wagner	
2003 Rodney Carney	
2004 Sean Banks	
2005 Joey Dorsey	
Darius Washington	
2006 Chris Douglas-Roberts	
Shawne Williams	
2008 Derrick Rose	
2009 Tyreke Evans	
KENTUCKY	34
2010 Eric Bledsoe	
DeMarcus Cousins	
John Wall	
2011 Brandon Knight	
Terrence Jones	
Doron Lamb	
2012 Anthony Davis	
Michael Kidd-Gilchrist	
2013 Willie Cauley-Stein	
Archie Goodwin	
Nerlens Noel	
Alex Poythress	
2014 Julius Randle	
James Young	
2015 Devin Booker	
Trey Lyles	
Karl-Anthony Towns	
Tyler Ulis	
2016 Jamal Murray	
2017 Bam Adebayo	
De'Aaron Fox	
Malik Monk	
2018 Shai Gilgeous-Alexander	
Kevin Knox	
2019 Tyler Herro	
Keldon Johnson	
2020 Tyrese Maxey	
2021 Isaiah Jackson	
2022 TyTy Washington Jr.	
Chris Livingston	
2023 Cason Wallace	
2024 Rob Dillingham	
Reed Sheppard	
D.J. Wagner	

CALIPARI VS RANKED OPPONENTS (AP RANKING)

TOTALS	Overall: 120-106	Home: 42-18	Away: 22-41	Neutral: 56-47
- UMass	Overall: 19-12	Home: 4-1	Away: 4-4	Neutral: 11-7
- UM	Overall: 20-33	Home: 10-6	Away: 3-12	Neutral: 7-15
- UK	Overall: 74-51	Home: 25-8	Away: 14-21	Neutral: 35-22
- ARK	Overall: 7-10	Home: 3-3	Away: 1-4	Neutral: 3-3

Vs. #1	Overall: 6-7	UMass: 3-0	UM: 0-2	UK: 3-3	ARK: 0-2
	Home: 1-0	0-0	0-0	1-0	0-0
	Away: 0-3	0-0	0-0	0-1	0-2
	Neutral: 5-4	3-0	0-2	2-2	0-0
Vs. #2	Overall: 1-6	UMass: 0-1	UM: 0-1	UK: 1-4	ARK: 0-0
	Home: 0-2	0-0	0-1	0-1	0-0
	Away: 0-2	0-0	0-0	0-2	0-0
	Neutral: 1-2	0-1	0-0	1-1	0-0
Vs. #3	Overall: 3-4	UMass: 1-1	UM: 1-0	UK: 1-2	ARK: 0-1
	Home: 1-2	0-0	0-0	1-1	0-1
	Away: 0-0	0-0	0-0	0-0	0-0
	Neutral: 2-2	1-1	1-0	0-1	0-0
Vs. #4	Overall: 5-7	UMass: 1-0	UM: 1-2	UK: 3-4	ARK: 0-1
	Home: 1-0	0-0	0-0	1-0	0-0
	Away: 3-3	0-0	1-1	2-2	0-0
	Neutral: 1-4	1-0	0-1	0-2	0-1
Vs. #5	Overall: 8-5	UMass: 0-0	UM: 2-3	UK: 5-2	ARK: 1-0
	Home: 2-1	0-0	2-0	0-1	0-0
	Away: 2-0	0-0	0-0	2-0	0-0
	Neutral: 4-4	0-0	0-3	3-1	1-0
Vs. #6	Overall: 5-6	UMass: 0-2	UM: 2-2	UK: 3-2	ARK: 1-0
	Home: 4-1	0-0	1-1	2-0	1-0
	Away: 0-1	0-0	0-1	0-0	0-0
	Neutral: 2-4	0-2	1-0	1-2	0-0
Vs. #7	Overall: 5-6	UMass: 0-1	UM: 1-1	UK: 4-4	ARK: 0-0
	Home: 1-0	0-0	1-0	0-0	0-0
	Away: 1-3	0-0	0-0	1-3	0-0
	Neutral: 3-3	0-1	0-1	3-1	0-0
Vs. #8	Overall: 7-4	UMass: 2-0	UM: 1-0	UK: 4-1	ARK: 0-3
	Home: 4-1	1-0	1-0	2-0	0-1
	Away: 1-1	1-0	0-0	0-0	0-1
	Neutral: 2-2	0-0	0-0	2-1	0-1
Vs. #9	Overall: 6-10	UMass: 0-0	UM: 2-3	UK: 4-6	ARK: 0-1
	Home: 1-1	0-0	0-0	1-1	0-0
	Away: 1-2	0-0	1-1	0-1	0-0
	Neutral: 4-7	0-0	1-2	3-4	0-1
Vs. #10	Overall: 4-2	UMass: 2-0	UM: 1-0	UK: 1-2	ARK: 0-0
	Home: 3-0	1-0	1-0	1-0	0-0
	Away: 1-2	1-0	0-0	0-2	0-0
	Neutral: 0-0	0-0	0-0	0-0	0-0
Vs. #11	Overall: 4-8	UMass: 1-2	UM: 1-4	UK: 2-2	ARK: 0-0
	Home: 2-4	0-0	1-2	1-2	0-0
	Away: 0-3	0-2	0-1	0-0	0-0
	Neutral: 2-1	1-0	0-1	1-0	0-0
Vs. #12	Overall: 6-0	UMass: 1-0	UM: 0-0	UK: 4-0	ARK: 1-0
	Home: 2-0	1-0	0-0	1-0	0-0
	Away: 1-0	0-0	0-0	0-0	1-0
	Neutral: 3-0	0-0	0-0	3-0	0-0
Vs. #13	Overall: 8-4	UMass: 1-1	UM: 0-3	UK: 7-0	ARK: 0-0
	Home: 3-1	0-1	0-0	3-0	0-0
	Away: 1-1	0-0	0-1	1-0	0-0
	Neutral: 4-2	1-0	0-2	3-0	0-0
Vs. #14	Overall: 4-6	UMass: 1-3	UM: 0-1	UK: 2-2	ARK: 1-0
	Home: 0-0	0-0	0-0	0-0	0-0
	Away: 1-3	0-2	0-1	1-0	0-0
	Neutral: 3-3	1-1	0-0	1-2	1-0
Vs. #15	Overall: 5-4	UMass: 0-0	UM: 2-2	UK: 2-2	ARK: 1-0
	Home: 2-2	0-0	0-1	1-1	0-0
	Away: 1-1	0-0	1-1	0-0	0-0
	Neutral: 2-1	0-0	1-0	1-1	0-0
Vs. #16	Overall: 6-3	UMass: 0-1	UM: 1-0	UK: 4-2	ARK: 1-0
	Home: 1-0	0-0	0-0	1-0	0-0
	Away: 2-1	0-0	0-0	2-1	0-0
	Neutral: 3-2	0-1	1-0	1-1	1-0
Vs. #17	Overall: 4-1	UMass: 0-0	UM: 1-0	UK: 3-1	ARK: 0-0
	Home: 1-0	0-0	1-0	0-0	0-0
	Away: 1-1	0-0	0-0	1-1	0-0
	Neutral: 2-0	0-0	0-0	2-0	0-0
Vs. #18	Overall: 3-4	UMass: 0-0	UM: 0-0	UK: 3-4	ARK: 0-0
	Home: 1-0	0-0	0-0	1-0	0-0
	Away: 2-3	0-0	0-0	2-3	0-0
	Neutral: 0-1	0-0	0-0	0-1	0-0
Vs. #19	Overall: 5-4	UMass: 1-0	UM: 1-2	UK: 3-2	ARK: 0-0
	Home: 0-1	0-0	0-0	0-1	0-0
	Away: 1-2	0-0	0-1	1-1	0-0
	Neutral: 4-1	1-0	1-1	2-0	0-0
Vs. #20	Overall: 2-3	UMass: 0-0	UM: 1-2	UK: 1-1	ARK: 0-0
	Home: 0-0	0-0	0-0	0-0	0-0
	Away: 0-1	0-0	0-1	0-0	0-0
	Neutral: 2-2	0-0	1-1	1-1	0-0
Vs. #21	Overall: 7-3	UMass: 3-0	UM: 0-2	UK: 4-1	ARK: 0-0
	Home: 3-0	0-0	0-0	3-0	0-0
	Away: 1-3	1-0	0-2	0-1	0-0
	Neutral: 3-0	2-0	0-0	1-0	0-0
Vs. #22	Overall: 6-4	UMass: 0-0	UM: 1-2	UK: 5-1	ARK: 0-1
	Home: 3-1	0-0	1-1	2-0	0-0
	Away: 1-1	0-0	0-0	1-0	0-1
	Neutral: 2-2	0-0	0-1	2-1	0-0
Vs. #23	Overall: 2-3	UMass: 1-0	UM: 0-0	UK: 1-2	ARK: 0-1
	Home: 1-1	0-0	0-0	0-0	0-1
	Away: 1-2	1-0	0-0	0-2	0-0
	Neutral: 1-0	0-0	0-0	1-0	0-0
Vs. #24	Overall: 2-1	UMass: 0-0	UM: 0-0	UK: 2-1	ARK: 0-0
	Home: 1-0	0-0	0-0	1-0	0-0
	Away: 0-1	0-0	0-0	0-1	0-0
	Neutral: 1-0	0-0	0-0	1-0	0-0
Vs. #25	Overall: 5-1	UMass: 1-0	UM: 1-1	UK: 2-0	ARK: 1-0
	Home: 5-0	1-0	1-0	2-0	1-0
	Away: 0-1	0-0	0-1	0-0	0-0
	Neutral: 0-0	0-0	0-0	0-0	0-0

CALIPARI WHEN RANKED (AP RANKING)

TOTALS	Overall: 629-146	Home: 345-23	Away: 142-67	Neutral: 142-56
- UMass	Overall: 110-22	Home: 41-3	Away: 28-11	Neutral: 41-8
- UM	Overall: 148-25	Home: 85-4	Away: 39-7	Neutral: 24-14
- UK	Overall: 357-94	Home: 207-16	Away: 75-47	Neutral: 75-31
- ARK	Overall: 14-5	Home: 12-0	Away: 0-2	Neutral: 2-3

As #1	Overall: 110-13	UMass: 32-4	UM: 9-1	UK: 69-8	ARK: 0-0
	Home: 50-4	11-1	5-1	34-2	0-0
	Away: 32-4	12-1	4-0	16-3	0-0
	Neutral: 28-5	9-2	0-0	19-3	0-0
As #2	Overall: 63-4	UMass: 6-0	UM: 23-1	UK: 34-3	ARK: 0-0
	Home: 28-0	1-0	11-0	16-0	0-0
	Away: 12-1	1-0	6-0	5-1	0-0
	Neutral: 23-3	4-0	6-1	13-2	0-0
As #3	Overall: 41-4	UMass: 4-0	UM: 16-2	UK: 21-2	ARK: 0-0
	Home: 27-0	2-0	8-0	17-0	0-0
	Away: 6-1	0-0	4-1	2-2	0-0
	Neutral: 8-3	2-0	4-1	2-2	0-0
As #4	Overall: 36-10	UMass: 4-0	UM: 15-2	UK: 17-8	ARK: 0-0
	Home: 23-2	0-0	11-1	12-1	0-0
	Away: 6-4	2-0	1-0	3-4	0-0
	Neutral: 7-4	2-0	3-1	2-3	0-0
As #5	Overall: 49-6	UMass: 10-2	UM: 18-1	UK: 21-3	ARK: 0-0
	Home: 24-2	4-1	10-0	10-1	0-0
	Away: 10-1	1-1	5-0	4-0	0-0
	Neutral: 15-3	5-0	3-1	7-2	0-0
As #6	Overall: 18-8	UMass: 2-1	UM: 2-0	UK: 14-7	ARK: 0-0
	Home: 9-1	2-0	0-0	7-1	0-0
	Away: 7-5	0-1	2-0	5-4	0-0
	Neutral: 2-2	0-0	0-0	2-2	0-0
As #7	Overall: 17-5	UMass: 5-1	UM: 3-0	UK: 9-4	ARK: 0-0
	Home: 6-0	1-0	2-0	3-0	0-0
	Away: 5-0	1-0	1-0	3-0	0-0
	Neutral: 6-5	3-1	0-0	3-4	0-0
As #8	Overall: 40-6	UMass: 11-2	UM: 6-0	UK: 23-4	ARK: 0-0
	Home: 21-1	4-0	2-0	15-1	0-0
	Away: 10-3	4-1	4-0	2-2	0-0
	Neutral: 9-2	3-1	0-0	6-1	0-0
As #9	Overall: 17-3	UMass: 5-0	UM: 3-0	UK: 9-3	ARK: 0-0
	Home: 9-0	1-0	2-0	6-0	0-0
	Away: 5-1	1-0	1-0	3-0	0-0
	Neutral: 3-2	3-0	0-0	0-2	0-0
As #10	Overall: 20-12	UMass: 2-1	UM: 0-0	UK: 18-11	ARK: 0-0
	Home: 17-3	2-0	0-0	15-3	0-0
	Away: 2-7	0-1	0-0	2-6	0-0
	Neutral: 1-2	0-0	0-0	1-2	0-0
As #11	Overall: 21-6	UMass: 5-2	UM: 5-1	UK: 11-3	ARK: 0-0
	Home: 10-0	3-0	3-0	4-0	0-0
	Away: 5-3	1-1	1-0	3-2	0-0
	Neutral: 6-3	1-1	1-1	4-1	0-0
As #12	Overall: 19-7	UMass: 0-0	UM: 8-3	UK: 11-4	ARK: 0-0
	Home: 9-1	0-0	5-0	4-1	0-0
	Away: 7-2	0-0	1-0	6-2	0-0
	Neutral: 3-4	0-0	2-3	1-1	0-0
As #13	Overall: 16-5	UMass: 2-0	UM: 5-1	UK: 9-4	ARK: 0-0
	Home: 12-0	1-0	3-0	8-0	0-0
	Away: 2-3	1-0	0-0	1-3	0-0
	Neutral: 2-2	0-0	2-1	0-1	0-0
As #14	Overall: 17-5	UMass: 1-1	UM: 4-0	UK: 11-3	ARK: 1-1
	Home: 10-1	0-0	2-0	7-1	1-0
	Away: 5-3	0-0	2-0	3-2	0-0
	Neutral: 2-1	1-1	0-0	1-0	0-1
As #15	Overall: 12-0	UMass: 0-0	UM: 0-0	UK: 12-0	ARK: 0-0
	Home: 5-0	0-0	0-0	5-0	0-0
	Away: 4-0	0-0	0-0	4-0	0-0
	Neutral: 3-0	0-0	0-0	3-0	0-0
As #16	Overall: 20-5	UMass: 0-0	UM: 3-2	UK: 16-2	ARK: 1-1
	Home: 13-0	0-0	2-0	10-0	1-0
	Away: 2-4	0-0	0-2	2-2	0-0
	Neutral: 5-1	0-0	1-0	4-0	0-1
As #17	Overall: 13-8	UMass: 2-1	UM: 2-1	UK: 8-6	ARK: 1-0
	Home: 6-2	0-0	1-0	5-2	0-0
	Away: 3-4	0-0	1-1	2-3	0-0
	Neutral: 4-2	2-1	0-0	1-1	1-0
As #18	Overall: 23-6	UMass: 2-1	UM: 6-1	UK: 14-4	ARK: 1-0
	Home: 13-1	0-0	3-0	9-1	1-0
	Away: 6-3	1-0	3-1	2-2	0-0
	Neutral: 4-2	1-1	0-0	3-1	0-0
As #19	Overall: 13-6	UMass: 2-2	UM: 2-2	UK: 8-1	ARK: 1-1
	Home: 10-0	1-0	2-0	6-0	1-0
	Away: 1-4	1-2	0-1	0-1	0-0
	Neutral: 2-2	0-0	0-1	2-0	0-1
As #20	Overall: 14-5	UMass: 2-0	UM: 5-1	UK: 5-4	ARK: 2-0
	Home: 10-0	1-0	3-1	4-0	2-0
	Away: 3-3	0-0	2-0	1-2	0-0

CALIPARI LISTS

CALIPARI MILESTONE ON-COURT COLLEGIATE WINS

OVERALL

1	11/26/88	SOUTHERN CONNECTICUT	84-61
100	03/11/93	TEMPLE (A10 Championship)	69-61
200	01/06/01	at Houston	86-78
300	02/09/05	at #9 Louisville	85-68
400	02/20/08	at Tulane	97-71
500	02/26/11	#13 FLORIDA	76-68
600	11/18/14	vs #5 Kansas (Indianapolis)	72-40
700	11/26/17	ILLINOIS - CHICAGO	107-73
800	01/25/22	MISSISSIPPI STATE (OT)	82-74

#1 at UMass: SOUTHERN CONNECTICUT 11/26/88 84-61
GM1 at UMass • Amherst, Mass.

#1 at UM: vs Miami (OH) 11/23/00 60-59
GM2 at UM • Puerto Rico Shootout

#1 at UK: SAM HOUSTON 11/19/09 102-92
GM1 at UK • Rupp Arena

#1 at ARK: LIPSCOMB 11/06/24 76-60
GM1 at ARK • Bud Walton Arena

AT ARKANSAS

1	11/06/24	LIPSCOMB	76-60
---	----------	----------	-------

COACHES WITH 900 ON-COURT NCAA D-I WINS

Gms to reach 900			
D-I Coaches w/ 900 Wins	D-I Wins Only	D-I Only Wins (rank)	
1. Mike Krzyzewski	1,202	1,183 (2)	
2. Jim Boeheim	1,116	1,251 (3)	
3. Roy Williams	903	1,161 (1)	
4. Bob Knight	902	1,269 (4)	
Rick Pitino	886	in 1,197 gms	
JOHN CALIPARI	878	in 1,155 gms	

COACHES WITH THE MOST NCAA TOURNEY WINS

Coach	Wins	Gms	Record
1. Mike Krzyzewski	101	135	101-31 (.765)
2. Roy Williams	79	106	79-27 (.745)
3. Dean Smith	65	90	65-25 (.722)
4. Jim Boeheim	62	96	62-34 (.646)
5. JOHN CALIPARI (active)	59	82	59-23 (.720)
Tom Izzo (active)	59	85	59-26 (.694)
7. Bill Self (active)	57	81	57-24 (.734)
8. Rick Pitino (active)	55	77	55-22 (.714)
9. Jim Calhoun	51	71	51-20 (.718)
10. John Wooden	47	57	47-10 (.825)

CAL IN THE NCAA TOURNEY (24 appearances)

Overall	59-23	UMass	MEM	UK	ARK
1st Rd	24 app	21-3	5-0	5-1	10-2
2nd Rd	21 app	16-5	3-2	4-1	8-2
Sweet 16	16 app	12-4	2-1	3-1	7-1
Elite 8	12 app	6-6	1-1	1-2	4-3
Final Four	6 app	3-3	0-1	1-0	2-2
Championship	3 app	1-2	-	0-1	1-1

COACHES WITH THE MOST NCAA APPEARANCES

Coach	Tot App (Rank)	Sweet 16 (Rank)	Final 4 (Rank)
Mike Krzyzewski	36 (1)	26 (1)	13 (1)
Jim Boeheim	33 (2)	20 (3)	5 (T-10)
Roy Williams	30 (3)	19 (4)	9 (4)
Bob Knight	28 (T-4)	15 (8)	5 (T-10)
Lute Olson	28 (T-4)	13 (T-11)	5 (T-10)
Tom Izzo	27 (T-6)	16 (T-5)	8 (5)
Dean Smith	27 (T-6)	21 (2)	11 (3)
JOHN CALIPARI	24 (8)	16 (T-5)	6 (T-7)
Denny Crum	23 (9)	16 (T-5)	6 (T-7)
Rick Pitino	22 (10)	13 (T-11)	7 (6)
Jim Calhoun	22 (11)	12 (13)	4 (T-14*)
Adolph Rupp	20 (12)	14 (T-9)	6 (T-7)
John Wooden	16 (13)	14 (T-9)	12 (2)
Guy Lewis	14 (-)	10 (-)	5 (T-10)

* - tied with 7 others

MOST NCAA D-I ON-COURT WINS

MOST 20-WIN SEASONS

Coach	Wins
1. Mike Krzyzewski	37
2. Jim Boeheim	36
3. JOHN CALIPARI	30
Dean Smith	30
5. Rick Pitino	29
Roy Williams	29
7. Bill Self	28
Bob Huggins	28
Lute Olson	28

MOST 30-WIN SEASONS

Coach	Wins
1. Mike Krzyzewski	16
2. Roy Williams	12
3. JOHN CALIPARI	11
Bill Self	11
5. Rick Pitino	9

NBA DRAFT PICKS

MOST PLAYERS DRAFTED

Coach	Players
1. Mike Krzyzewski	74
2. Dean Smith	65
3. John Calipari	62
4. Adolph Rupp	46
Jim Boeheim	46

MOST NBA 1st & 2nd ROUND PICKS

Coach	Players
1. Mike Krzyzewski	66
2. JOHN CALIPARI	62
3. Roy Williams	32
4. Dean Smith	25
5. Jim Boeheim	23
6. Bill Self	20

MOST NBA 1st ROUND PICKS

Coach	Players
1. Mike Krzyzewski	46
2. JOHN CALIPARI	43
3. Roy Williams	42
4. Jim Boeheim	38
5. Bill Self	35
6. Dean Smith	30
Bob Knight	30

MOST NBA LOTTERY PICKS

Coach	Players
1. JOHN CALIPARI	29
Mike Krzyzewski	29
3. Roy Williams	17

MOST CONSECUTIVE YEARS WITH AN NBA PICK

Coach	Years	Span
1. Dean Smith	23	1965-87
2. JOHN CALIPARI	18*	2008-25
3. Mike Krzyzewski	12	2011-22
4. John Wooden	11	1964-74
5. Bill Self	9	2010-18
6. Jim Boeheim	8	1986-93

* - active streak also, **THE ONLY COACH** ever to have a streak of 18 straight years with a played taken in the 1st or 2nd round

COACHES TO WIN 150+ GMS AT 3 D-I SCHOOLS

Coach	Schools
1. JOHN CALIPARI	193 @ UMass 252 @ Memphis 410 @ Kentucky
2. Cliff Ellis	171 @ South Alabama 177 @ Clemson 186 @ Auburn 297 @ Coastal Carolina 170 @ Bowling Green 273 @ George Mason 274 @ Miami (Fla.)
3. Jim Larrañaga	

MOST NCAA D-I ON-COURT WINS IN A SEASON

John Calipari and Mike Krzyzewski are the only two coaches to have won at least 35 games in a season on five separate occasions.

Coach	Wins	Team	Year	Record
1. JOHN CALIPARI	38	KENTUCKY	2014-15	38-1
JOHN CALIPARI	38	KENTUCKY	2011-12	38-2
JOHN CALIPARI	38	MEMPHIS	2007-08	38-2
4. Dan Hurley	37	UConn	2023-24	37-3
Mark Few	37	Gonzaga	2016-17	37-2
Bill Self	37	Kansas	2007-08	37-3
Bruce Weber	37	Illinois	2004-05	37-2
Mike Krzyzewski	37	Duke	1998-99	37-2
Jerry Tarkanian	37	UNLV	1986-87	37-2
Mike Krzyzewski	37	Duke	1985-86	37-3
11. Todd Golden	36	Florida	2024-25	36-4
Jay Wright	36	Villanova	2017-18	36-4
Bo Ryan	36	Wisconsin	2014-15	36-4
Billy Donovan	36	Florida	2013-14	36-3
Roy Williams	36	North Carolina	2007-08	36-3
Adolph Rupp	36	Kentucky	1947-48	36-3
Schubert Dyche	36	Montana State	1928-29	36-2
Ott Romney	36	Montana State	1927-28	36-2
19. Kelvin Sampson	35	Houston	2024-25	35-5
Jon Scheyer	35	Duke	2024-25	35-4
Dusty May	35	FAU	2022-23	35-4
Tony Bennett	35	Virginia	2018-19	35-3
Jay Wright	35	Villanova	2015-16	35-5
Mark Few	35	Gonzaga	2014-15	35-3
Mike Krzyzewski	35	Duke	2014-15	35-4
Gregg Marshall	35	Wichita State	2013-14	35-1
Rick Pitino	35	Louisville	2012-13	35-5
Bill Self	35	Kansas	2010-11	35-3
JOHN CALIPARI	35	KENTUCKY	2009-10	35-3
Mike Krzyzewski	35	Duke	2009-10	35-5
Ben Howland	35	UCLA	2007-08	35-4
Billy Donovan	35	Florida	2006-07	35-5
Thad Matta	35	Ohio State	2006-07	35-4
Mike Krzyzewski	35	Duke	2000-01	35-4
Tubby Smith	35	Kentucky	1997-98	35-4
Roy Williams	35	Kansas	1997-98	35-4
Rick Pitino	35	Kentucky	1996-97	35-5
JOHN CALIPARI	35	UMASS	1995-96	35-2
Jerry Tarkanian	35	UNLV	1989-90	35-5
Lute Olson	35	Arizona	1987-88	35-3
Billy Tubbs	35	Oklahoma	1987-88	35-4
Larry Brown	35	Kansas	1985-86	35-4
John Thompson	35	Georgetown	1984-85	35-3

Active Coaches Wins as AP Top-Ranked Coach

Thru 12/15/25			
Coach (Schools)	Records		
1. John Calipari (UMass, UM, UK)	110-13		
2. Mark Few (Gonzaga)	68-8		
3. Bill Self (Kansas)	60-13		
4. Matt Painter (Purdue) • 8-1 in 2025-26	23-7		
5. Thad Matta (Ohio State, Butler)	22-3		
6. Kelvin Sampson (Houston) • 2-0 in 2025-26	19-4		
7. Dan Hurley (UConn)	16-1		
Rick Barnes (Texas, Tennessee)	16-4		
Scott Drew (Baylor)	16-4		
10. Tom Izzo (Michigan State)	15-5		

COACHES WITH THE MOST WINS OVER AP #1

Coach	Wins
1. Roy Williams (5 North Carolina, 3 Kansas)	8
2. Mike Krzyzewski (7 Duke)	7
Gary Williams (6 Maryland, 1 Ohio St.)	7
4. John Calipari (3 UMass, 3 Kentucky)	6
Digger Phelps (6 Notre Dame)	6
Dean Smith (6 North Carolina)	6

MOST POINTS BY..

CAL'S COLLEGE TEAMS

PTS	TEAM	OPPONENT	DATE	RESULT
118	Kentucky	Marshall	11/24/23	W, 118-82
117	Kentucky	Alabama	02/24/24	W, 117-95
115	Arkansas	JACKSON STATE	11/21/25	W, 115-61
115	Kentucky	vs Arizona State (Atlantis)	11/28/16	W, 115-69
112	Memphis	Howard	01/03/01	W, 112-42
111	Kentucky	Arkansas	03/02/24	W, 111-102
111	Kentucky	Tennessee-Martin	11/25/16	W, 111-76
111	Memphis	Jackson State	11/16/06	W, 111-69
111	Memphis	Eastern Kentucky	12/01/01	W, 111-74
110	Kentucky	Auburn	02/21/15	W, 110-75
109	Arkansas	SOUTHERN	11/03/25	W, 109-77
109	Arkansas	MARYLAND EASTERN SHORE	11/25/24	W, 109-35
109	Kentucky	at Vanderbilt	02/06/24	W, 109-77
109	Memphis	Austin Peay	02/22/01	W, 109-68
108	Kentucky	Marist	11/11/11	W, 108-58
108	Memphis	Lamar	01/03/09	W, 108-75
108	Memphis	Lamar	11/28/05	W, 108-83
107	Kentucky	Tennessee	01/15/22	W, 107-79
107	Kentucky	UIC	11/26/17	W, 107-73
106	Kentucky	South Carolina State	11/17/22	W, 106-63
106	UMass	vs Rutgers (A-10)	03/08/92	W, 106-94
105	Kentucky	Georgia	01/20/24	W, 105-96
105	Kentucky	Texas-Arlington	11/19/13	W, 105-76
105	Memphis	at Tulane	02/18/06	W, 105-65
105	UMass	Rutgers	01/28/89	W, 105-89
104	Kentucky	Long Island	11/23/12	W, 104-75
104	Kentucky	Hartford	12/29/09	W, 104-61
104	Memphis	Austin Peay	11/27/07	W, 104-82
104	UMass	vs Arkansas (Tipoff Classic)	11/25/94	W, 104-80
104	UMass	St. Bonaventure	02/22/92	W, 104-67
103	Kentucky	vs. North Carolina (Brooklyn)	12/17/16	W, 103-100
103	Memphis	Tulane	02/12/05	W, 103-71
103	UMass	at Dugesne	11/25/64	W, 103-53
102	Kentucky	vs Indiana (NCAA)	03/23/12	W, 102-90
102	Kentucky	Sam Houston	11/19/09	W, 102-92
102	Memphis	Siena	01/03/08	W, 102-58
102	Memphis	Tennessee-Martin	11/05/07	W, 102-71
102	Memphis	Savannah State	11/11/04	W, 102-40
102	Memphis	UAB	01/23/02	W, 102-81
101	Kentucky	Stonehill	11/17/23	W, 101-67
101	Kentucky	Cleveland State	11/23/16	W, 101-70
101	Kentucky	Lafayette	11/16/12	W, 101-49
101	Kentucky	Arkansas	01/23/10	W, 101-70
100	Kentucky	Robert Morris	11/12/21	W, 100-60
100	Kentucky	Texas A&M	01/03/17	W, 100-58
100	Kentucky	vs ETSU (NCAA)	03/18/10	W, 100-71
100	Memphis	Marist	12/02/08	W, 100-61
100	Memphis	at South Florida	02/07/01	W, 100-89

CAL'S COLLEGE OPPONENTS

PTS	TEAM	OPPONENT	DATE	RESULT
118	Kentucky	vs Duke	11/06/18	L, 84-118
109	UMass	at Penn State	01/05/89	L, 79-109
105	UMass	at Duquesne	02/18/89	L, 74-105
104	UMass	at UConn	01/30/89	L, 75-104
103	Kentucky	Tennessee	02/03/24	L, 92-103
103	UMass	at Rutgers	02/24/91	L, 96-103
103	UMass	at George Washington	01/21/89	L, 77-103
102	Kentucky	Arkansas	03/02/24	W, 111-102
102	Memphis	vs Missouri	03/26/09	L, 91-102
101	UMass	at George Washington	02/15/90	L, 95-101
100	Kentucky	vs North Carolina	12/17/16	W, 103-100
100	UMass	at Rhode Island	02/09/89	L, 76-100

FEWEST POINTS BY....

CAL'S COLLEGE TEAMS

PTS	TEAM	OPPONENT	DATE	RESULT
44	Memphis	Louisville	02/26/05	L, 44-53
44	UMass	at Temple	01/09/93	L, 44-52
45	Memphis	vs UCLA	03/25/06	L, 45-50
46	Memphis	at UAB	02/08/02	L, 46-64
48	Kentucky	vs Vanderbilt	03/15/13	L, 48-64
50	Kentucky	at Notre Dame	11/29/12	L, 50-64
50	UMass	at Maryland	12/02/95	W, 50-47

CAL'S COLLEGE OPPONENTS

PTS	TEAM	OPPONENT	DATE	RESULT
28	Kentucky	Montana State	11/23/14	W, 86-28
35	Arkansas	MARYLAND EASTERN SHORE	11/25/24	W, 109-35
35	UMass	at Temple	01/01/96	W, 59-35
37	Kentucky	Missouri	01/13/15	W, 86-37
37	Memphis	Tulsa	02/11/09	W, 63-37
38	Kentucky	Providence	11/30/14	W, 58-38
39	Kentucky	vs West Virginia	03/26/15	W, 78-39
39	Memphis	Tulsa	03/14/09	W, 64-39

ARKANSAS PLAYER GAME HIGHS • CAL ERA:

MOST POINTS:

30	Johnell Davis vs Texas Tech 03/27/25
27	Zvonimir Ivisic vs Alabama 02/08/25
26	Meleek Thomas vs Winthrop 11/18/25
26	Adou Thiero vs UTSA 12/07/24
26	Adou Thiero vs Illinois 11/28/24
25	Zvonimir Ivisic vs LSU 02/12/25
Season Opener:	25, Trevon Brazile vs Southern 11/02/25
SEC Opener:	17, D.J. Wagner at Tennessee 01/04/25
SEC Game:	27, Zvonimir Ivisic vs Alabama 02/08/25
SEC Tourney:	17, Jonas Aidoo vs Ole Miss 03/13/25
NCAA Tourney:	30, Johnell Davis vs Texas Tech 03/27/25
Bud Walton:	27, Zvonimir Ivisic vs Alabama 02/08/25
Road Game:	25, Johnell Davis at Texas 02/05/25
Neutral Site:	26, Adou Thiero vs Illinois 11/28/24
Ranked Opp:	27, Zvonimir Ivisic vs #3 Alabama 02/08/25
Freshman:	26, Meleek Thomas vs Winthrop 11/18/25
Sophomore:	27, Zvonimir Ivisic vs Alabama 02/08/25
Junior:	26 (2x), Adou Thiero vs Illinois and UTSA
Senior:	25, Trevon Brazile vs Southern 11/02/25
5th-Yr SR/Grad:	30, Johnell Davis vs Texas Tech 03/27/25

MOST POINTS IN AN SEC GAME:

27	Zvonimir Ivisic vs Alabama 02/08/25
25	Zvonimir Ivisic vs LSU 02/12/25
24	Johnell Davis at Texas 02/05/25
22	Adou Thiero vs Alabama 02/08/25

MOST POINTS IN A HALF:

23	Boogie Fland (2nd) vs Oakland 12/30/24
20	Darius Acuff Jr. (1st) vs Southern 11/02/25
18	Trevon Brazile (2nd) vs Texas Tech 12/13/25
18	Adou Thiero (2nd) vs Illinois 11/28/24
17	Trevon Brazile (1st) vs Louisville 12/03/25
17	Malique Ewin (2nd) vs Jackson State 11/21/25
17	Darius Acuff Jr. (2nd) vs UCA 11/11/25

MOST POINTS OFF THE BENCH:

26	Meleek Thomas vs Winthrop 11/18/25
21	Malique Ewin vs Jackson State 11/21/25
21	Meleek Thomas vs Southern 11/02/25
21	Jonas Aidoo vs Mississippi State 03/08/22
21	Karter Knox vs UMES 11/25/24

MOST FIELD GOALS MADE:

10	(10-20) Meleek Thomas vs Winthrop 11/18/25
10	(10-13) Zvonimir Ivisic vs LSU 02/12/25
10	(10-18) Zvonimir Ivisic vs Alabama 02/08/25
10	(10-15) Adou Thiero vs Baylor 11/09/24

BEST FIELD GOAL PERCENTAGE:

6-9 FGA	1.000 (6-6) D.J. Wagner vs Jackson St 11/21/25
	1.000 (6-6) Jonas Aidoo vs UCA 12/14/24
	.889 (8-9) Malique Ewin vs Jackson St 11/21/25
10-15 FGA	.833 (5-6) Trevon Brazile vs Texas 02/05/25
	.800 (8-10) Adou Thiero vs UTSA 12/07/24
	.769 (10-13) Zvonimir Ivisic vs LSU 02/12/25
	.727 (8-11) Karter Knox vs Texas Tech 12/13/25
	.727 (8-11) Trevon Brazile vs Louisville 12/03/25
16-20 FGA	.563 (9-16) Boogie Fland vs Oakland 12/30/24
	.556 (10-18) Zvonimir Ivisic vs Alabama 02/08/25
20 PLUS FGA	.500 (10-20) Meleek Thomas vs Winthrop 11/18/25
	.364 (8-22) Johnell Davis vs Texas Tech 03/27/25

MOST 3-POINTERS MADE:

6	(6-7) Zvonimir Ivisic vs Troy 11/13/24
5	(5-9) Zvonimir Ivisic vs Alabama 02/08/25
5	(5-8) Boogie Fland vs Oakland 12/30/24

BEST 3-POINT PERCENTAGE:

MIN 5 3PTA	.857 (6-7) Zvonimir Ivisic vs Troy 11/13/24
	.625 (5-8) Boogie Fland vs Oakland 12/30/24
	.625 (4-5) Trevon Brazile vs Texas Tech 12/13/25
	.667 (4-5) Karter Knox vs UCA 11/11/25
10 PLUS 3PTA	.600 (3-5) 8 times LAST Karter Knox vs Fresno
	.400 (4-10) Meleek Thomas vs Southern 11/02/25
	.308 (4-13) Meleek Thomas vs UCA 11/11/25
	.300 (3-10) Meleek Thomas vs Duke 11/27/25

MOST FREE THROWS MADE:

12	(12-21) Adou Thiero vs Illinois 11/28/24
11	(11-11) Johnell Davis vs Texas Tech 03/27/25
11	(11-13) Karter Knox vs Georgia 01/23/25
10	(10-13) Adou Thiero vs UTSA 12/07/24

MOST FREE THROWS ATTEMPTED:

21	(12-21) Adou Thiero vs Illinois 11/28/24
13	(11-13) Karter Knox vs Georgia 01/23/25
13	(10-13) Adou Thiero vs UTSA 12/07/24
12	(6-12) Adou Thiero at Texas 02/05/25
12	(9-12) Adou Thiero vs Florida 01/11/25

BEST FREE THROW PERCENTAGE:

6-9 FTA	1.000 (7-7) D.J. Wagner vs Miss State 03/08/22
	1.000 (7-7) Zvonimir Ivisic vs Missouri 02/22/25
	1.000 (6-6) Isaiah Sealy vs Southern 11/08/25
	1.000 (6-6) Karter Knox at South Carolina 03/01/25
	1.000 (6-6) D.J. Wagner vs Alabama 02/08/25
	1.000 (6-6) Johnell Davis at Texas 02/05/25
	1.000 (6-6) Karter Knox at Texas 02/05/25
	1.000 (6-6) Boogie Fland vs Michigan 12/10/24
	1.000 (6-6) Boogie Fland vs Pacific 11/8/24
10-15 FTA	1.000 (11-11) Johnell Davis vs Texas Tech 03/27/25
	900 (9-10) Boogie Fland vs Little Rock 11/22/24
	.846 (11-13) Karter Knox vs Georgia 01/23/25
	.833 (10-12) Adou Thiero at Kentucky 02/01/25
16 PLUS FTA	.571 (12-21) Adou Thiero vs Illinois 11/28/24

MOST REBOUNDS:

14	Trevon Brazile at Vanderbilt 03/04/25
12	Trevon Brazile vs Kansas 03/20/25
12	Zvonimir Ivisic at Texas 02/05/25
11	Trevon Brazile vs Duke 11/27/25
11	Trevon Brazile vs Southern 11/02/25
11	Trevon Brazile vs Ole Miss 03/13/25
11	Jonas Aidoo vs South Carolina 03/12/25
11	Trevon Brazile vs Mississippi State 03/08/22
11	Adou Thiero vs Georgia 01/23/25
11	Jonas Aidoo vs NC A&T 12/21/24

Season Opener:

SEC Opener:	5, Adou Thiero and Jonas Aidoo at Tennessee 01/04/25
SEC Game:	14, Trevon Brazile at Vanderbilt 03/04/25
SEC Tourney:	11, Jonas Aidoo vs South Carolina 03/12/25
NCAA Tourney:	12, Trevon Brazile vs Kansas 03/20/25
Bud Walton:	11 (4x), LAST Trevon Brazile vs Southern 11/02/25
Road Game:	14, Trevon Brazile at Vanderbilt 03/04/25
Neutral Site:	12, Trevon Brazile vs Kansas 03/20/25
Ranked Opp:	11 (2x) LAST, Trevon Brazile vs Duke 11/27/25
Freshman:	9 (2x), LAST Billy Richmond III vs St. John's 03/22/25
Sophomore:	12, Zvonimir Ivisic at Texas 02/05/25
Junior:	14, Trevon Brazile at Vanderbilt 03/04/25
Senior:	11 (4x), LAST: Trevon Brazile vs Duke 11/27/25
5th-Yr SR/Grad:	6 (3x), LAST: Johnell Davis vs Texas Tech 03/27/25

MOST OFFENSIVE REBOUNDS:

7	Malique Ewin vs Louisville 12/03/25
6	Trevon Brazile vs Ole Miss 03/13/25
6	Jonas Aidoo vs Mississippi State 03/08/22
5	3x - LAST: Adou Thiero vs Georgia 01/23/25

MOST DEFENSIVE REBOUNDS:

12	Zvonimir Ivisic at Texas 02/05/25
11	Trevon Brazile vs Mississippi State 03/08/22
10	Trevon Brazile at Vanderbilt 03/04/25

MOST ASSISTS:

11	Boogie Fland vs NC A&T 12/21/24
10	Darius Acuff Jr. vs Louisville 12/03/25
9	D.J. Wagner vs Alabama 02/08/25
9	Boogie Fland vs UCA 12/14/24
8	Darius Acuff Jr. vs Texas Tech 12/13/25
8	Darius Acuff Jr. vs Fresno State 12/06/25
8	D.J. Wagner at Kentucky 02/01/25
Season Opener:	7, D.J. Wagner & Meleek Thomas vs Southern 11/02/25
SEC Opener:	3, Fland, Wagner, Thiero at Tennessee 01/04/25
SEC Game:	9, D.J. Wagner vs Alabama 02/08/25
SEC Tourney:	6, D.J. Wagner vs South Carolina 03/12/25
NCAA Tourney:	6, D.J. Wagner vs Kansas 03/20/25
Bud Walton:	11, Boogie Fland vs NC A&T 12/21/24
Road Game:	8, D.J. Wagner at Kentucky 02/01/25
Neutral Site:	9, Boogie Fland vs UCA 12/14/24
Ranked Opp:	10, Darius Acuff Jr. vs #6 Louisville 12/03/25
Freshman:	11, Boogie Fland vs NC A&T 12/21/24
Sophomore:	9, D.J. Wagner vs Alabama 02/08/25
Junior:	7 (2x), LAST D.J. Wagner vs Jackson St 11/21/25
Senior:	3, Malique Ewin vs Jackson St 11/21/25
5th-Yr SR/Grad:	6 (2x), LAST Johnell Davis at Kentucky 02/01/25

MOST POINTS-REBOUNDS-ASSISTS:

39	(26-10-3) Adou Thiero vs UTSA 12/07/24
37	(25-11-1) Trevon Brazile vs Southern 11/03/25
37	(30-6-1) Johnell Davis vs Texas Tech 03/27/25
36	(27-7-2) Zvonimir Ivisic vs Alabama 02/08/25
35	(21-10-4) Jonas Aidoo vs Mississippi State 03/08/22
34	(21-7-6) Meleek Thomas vs Southern 11/02/25
33	(26-6-1) Adou Thiero vs Illinois 11/28/24

MOST STEALS:

6	Adou Thiero vs Little Rock 11/22/24
5	Boogie Fland vs UCA 12/14/24
4	Trevon Brazile vs Fresno State 12/06/25
4	Johnell Davis vs Ole Miss 03/13/25
4	Trevon Brazile vs South Carolina 03/12/25
4	Johnell Davis vs Missouri 02/22/25
4	Johnell Davis at Texas 02/05/25
4	Johnell Davis vs Oklahoma 01/25/25
4	Adou Thiero vs UMES 11/25/24
4	Adou Thiero vs Pacific 11/18/24
4	Boogie Fland vs Pacific 11/18/24
4	D.J. Wagner vs Troy 11/13/24
Season Opener:	3 (2x), LAST Meleek Thomas vs Southern 11/02/25
SEC Opener:	3, Boogie Fland at Tennessee 01/04/25
SEC Game:	4 (3x), LAST Johnell Davis vs Missouri 02/22/25
SEC Tourney:	4 (2x), LAST Johnell Davis vs Ole Miss 03/13/25
NCAA Tourney:	3 (2x) Aidoo and Fland vs Kansas 03/20/25
Bud Walton:	6, Adou Thiero vs Little Rock 11/22/24
Road Game:	4, Johnell Davis at Texas 02/05/25
Neutral Site:	5, Boogie Fland vs UCA 12/14/24
Ranked Opp:	4, Johnell Davis vs Missouri 02/22/25
Freshman:	5, Boogie Fland vs UCA 12/14/24
Sophomore:	4, D.J. Wagner vs Troy 11/13/24
Junior:	6, Adou Thiero vs Little Rock 11/22/24
Senior:	4, Trevon Brazile vs Fresno State 12/06/25
5th-Yr SR/Grad:	4 (4x), LAST Johnell Davis vs Ole Miss 03/13/25

MOST BLOCKED SHOTS:

6	Trevon Brazile vs Oakland 12/30/24
5	Trevon Brazile vs UCA 12/14/24
5	Zvonimir Ivisic vs Troy 11/13/24
Season Opener:	3, Zvonimir Ivisic vs Lipscomb 11/06/24
SEC Opener:	3, Ivisic and Aidoo at Tennessee 01/04/25
SEC Game:	4 (4x), LAST Zvonimir Ivisic at Texas A&M 02/15/25
SEC Tourney:	2, Billy Richmond III vs South Carolina 03/12/25
NCAA Tourney:	4, Karter Knox vs St. John's 03/22/25
Bud Walton:	6, Trevon Brazile vs Oakland 12/30/24
Road Game:	4 (2x), LAST Zvonimir Ivisic at Texas 02/05/25
Neutral Site:	5, Trevon Brazile vs UCA 12/14/24
Ranked Opp:	4, Zvonimir Ivisic at Texas A&M 02/15/25
Freshman:	4, Karter Knox vs St. John's 03/22/25
Sophomore:	5, Zvonimir Ivisic vs Troy 11/13/24
Junior:	6, Trevon Brazile vs Oakland 12/30/24
Senior:	4 (2x), LAST Trevon Brazile vs Winthrop 11/18/25
5th-Yr SR/Grad:	1 (5x), LAST Johnell Davis vs Kansas 03/20/25

MOST MINUTES:

40:34	OT	Karter Knox vs Texas 02/26/25
40:00		D.J. Wagner vs Kansas 03/20/25
39:44	OT	Trevon Brazile vs Texas 02/26/25
39:25		Johnell Davis at Texas 02/05/25
39:13		Johnell Davis vs Texas Tech 03/27/25
39:01		Boogie Fland vs Baylor 11/09/24
39:00		Johnell Davis vs Missouri 02/22/25
Season Opener:		36:15, Johnell Davis vs Lipscomb 11/06/24
SEC Opener:		36:27, D.J. Wagner at Tennessee 01/04/25
SEC Game:		40:34 (OT), Karter Knox vs Texas 02/26/25
		39:25, Johnell Davis at Texas 02/05/25
SEC Tourney:		38:34, D.J. Wagner vs Ole Miss 03/13/25
NCAA Tourney:		40:00, D.J. Wagner vs Kansas 03/20/25
Bud Walton:		40:34 (OT), Karter Knox vs Texas 02/26/25
		38:49, D.J. Wagner vs Ole Miss 01/08/25
Road Game:		38:15, Johnell Davis at Kentucky 02/01/25
Neutral Site:		39:01, Boogie Fland vs Baylor 11/09/24
Ranked Opp:		39:01, Boogie Fland vs #8 Baylor 11/09/24
Freshman:		40:39 (OT), Karter Knox vs Texas 02/26/25
		39:01, Boogie Fland vs Baylor 11/09/24
Sophomore:		40:00, D.J. Wagner vs Kansas 03/20/25
Junior:		39:44 (OT), Trevon Brazile vs Texas 02/26/25
		37:41, Adou Thiero at Miami 12/03/24
Senior:		38:44, Jonas Aidoo vs Kansas 03/20/25
5th-Yr SR/Grad:		39:25, Johnell Davis at Texas 02/05/25

ARKANSAS TEAM HIGHS/LOWS • CAL ERA:**MOST POINTS:**

115	vs Jackson St 11/21/25	W, 115-61
109	vs Southern 11/02/25	W, 109-77
109	vs UMES 11/25/24	W, 109-35
95	vs NC A&T 12/21/24	W, 95-67
93	vs Texas Tech 12/13/25	W, 93-86
93	vs UCA 11/11/25	W, 93-56
93	vs Mississippi State 03/08/22	W, 93-92

FEWEST POINTS:

52	at Tennessee 01/04/25	L, 52-76
53	at South Carolina 03/01/25	L, 53-72
60	at Auburn 02/19/25	L, 60-67
61	at Texas A&M 02/15/25	L, 61-69
62	vs Oklahoma 01/25/25	L, 62-65

LARGEST MARGIN OF VICTORY:

74	vs UMES 11/25/24	W, 109-35
64	vs Jackson St 11/21/25	W, 115-61
37	vs UCA 11/11/25	W, 93-56
32	vs Southern 11/02/25	W, 109-77
30	vs Oakland 12/30/24	W, 92-62

SEC - LARGEST MARGIN OF VICTORY:

13	at Vanderbilt 03/04/25	W, 90-77
12	vs LSU 02/12/25	W, 70-58
10	at Kentucky 02/01/25	W, 89-79
8	at Texas 02/05/25	W, 78-70

LARGEST MARGIN OF VICTORY @ BWA:

74	vs UMES 11/25/24	W, 109-35
64	vs Jackson St 11/21/25	W, 115-61
37	vs UCA 11/11/25	W, 93-56
32	vs Southern 11/02/25	W, 109-77
30	vs Oakland 12/30/24	W, 92-62

SEC - LARGEST MARGIN OF VICTORY @ BWA:

13	at Vanderbilt 03/04/25	W, 90-77
12	vs LSU 02/12/25	W, 70-58
7	vs Missouri 02/22/25	W, 92-85
5	vs Texas 02/26/25	W, 86-81 (OT)
3	vs Georgia 01/23/25	W, 68-65

LARGEST MARGIN IN ROAD VICTORY:

13	at Vanderbilt 03/04/25	W, 90-77
10	at Kentucky 02/01/25	W, 89-79
8	at Texas 02/05/25	W, 78-70
3	at Miami 12/03/24	W, 76-73

SEC - LARGEST MARGIN IN ROAD VICTORY:

13	at Vanderbilt 03/04/25	W, 90-77
10	at Kentucky 02/01/25	W, 89-79
8	at Texas 02/05/25	W, 78-70

LARGEST MARGIN IN NEUTRAL SITE VICTORY:

25	NLR	vs UCA 12/14/24	W, 82-57
24	NLR	vs Fresno State 12/06/25	W, 82-58

LARGEST MARGIN OF VICTORY SEC TOURNEY:

4	vs South Carolina 03/12/25	W, 72-68
---	----------------------------	----------

LARGEST MARGIN OF VICTORY NCAA TOURNEY:

9	vs St. John's 03/22/25	W, 75-66
7	vs Kansas 03/20/25	W, 79-72

LARGEST MARGIN OF DEFEAT:

24	at Tennessee 01/04/25	L, 52-76
19	at South Carolina 03/01/25	L, 53-72
18	at Missouri 01/18/25	L, 65-83
13	vs Illinois 11/28/24	L, 77-90

SEC - LARGEST MARGIN OF DEFEAT:

24	at Tennessee 01/04/25	L, 52-76
19	at South Carolina 03/01/25	L, 53-72
18	at Missouri 01/18/25	L, 65-83
8	at Texas A&M 02/15/25	L, 61-69
8	vs Florida 01/11/25	L, 63-71

LARGEST MARGIN OF DEFEAT @ BWA:

8	vs Florida 01/11/25	L, 63-71
7	vs Ole Miss 01/08/25	L, 66-73

SEC - LARGEST MARGIN OF DEFEAT @ BWA:

8	vs Florida 01/11/25	L, 63-71
7	vs Ole Miss 01/08/25	L, 66-73

LARGEST MARGIN OF DEFEAT IN ROAD GAME:

24	at Tennessee 01/04/25	L, 52-76
19	at South Carolina 03/01/25	L, 53-72
18	at Missouri 01/18/25	L, 65-83
8	at Texas A&M 02/15/25	L, 61-69

SEC - LARGEST MARGIN OF DEFEAT IN ROAD GM:

24	at Tennessee 01/04/25	L, 52-76
19	at South Carolina 03/01/25	L, 53-72
18	at Missouri 01/18/25	L, 65-83
8	at Texas A&M 02/15/25	L, 61-69

LARGEST MARGIN OF DEFEAT NEUTRAL SITE:

13	vs Illinois 11/28/24	L, 77-90
9	vs Duke 11/27825	L, 71-80
5	vs Baylor 11/09/24	L, 67-72

LARGEST MARGIN OF DEFEAT SEC TOURNEY:

3	vs Ole Miss 03/13/25	L, 80-83
---	----------------------	----------

LARGEST MARGIN OF DEFEAT NCAA TOURNEY:

2	vs Texas Tech 03/27/25	L, 85-83 OT
---	------------------------	-------------

MOST FIELD GOALS MADE:

40	(40-72)	vs UMES 11/25/24
39	(39-61)	vs Jackson St 11/21/25
37	(37-73)	vs Southern 11/03/25
37	(37-74)	vs NC A&T 12/21/24
35	(35-58)	vs Oakland 12/30/24
34	(34-63)	vs Lipscomb 11/06/24

MOST FIELD GOALS ATTEMPTED:

74	(37-74)	vs NC A&T 12/21/24
73	(37-73)	vs Southern 11/03/25
72	(40-72)	vs UMES 11/25/24
69	(27-69)	at LSU 01/15/25
67	(38-67)	vs Louisville 12/03/25

BEST FIELD GOAL PERCENTAGE:

30-49 FGA	--	
50-59 FGA	.603 (35-58)	vs Oakland 12/30/24
	.600 (33-55)	vs UCA 12/14/24
	.596 (31-52)	vs Pacific 11/18/24
60-69 FGA	.639 (39-61)	vs Jackson St 11/21/25
	.540 (34-63)	vs Lipscomb 11/06/24
	.524 (33-63)	vs Texas Tech 12/13/25
	.508 (33-65)	at Vanderbilt 03/04/25
70 PLUS FGA	.556 (40-72)	vs UMES 11/25/24
	.507 (37-73)	vs Southern 11/03/25
	.500 (37-74)	vs NC A&T 12/21/24

FEWEST FIELD GOALS MADE:

15	(15-52)	at South Carolina 03/01/25
18	(18-58)	vs Georgia 01/23/25
18	(18-60)	vs Florida 01/11/25

FEWEST FIELD GOALS ATTEMPTED:

48	(20-48)	at Texas A&M 02/15/25
50	(22-50)	at Texas 02/05/25
52	(15-52)	at South Carolina 03/01/25
52	(31-52)	vs Pacific 11/18/24

WORST FIELD GOAL PERCENTAGE:

.288	(15-52)	at South Carolina 03/01/25
.300	(18-60)	vs Florida 01/11/25
.310	(18-58)	vs Georgia 01/23/25
.370	(20-54)	vs Oklahoma 01/25/25

MOST 3-POINTERS MADE:

14	(14-34)	vs UMES 11/25/24
13	(13-34)	vs UCA 11/11/25
11	(11-18)	vs Fresno State 12/06/25
13	(13-25)	at Kentucky 02/01/25
11	(11-23)	at Miami 12/03/24
10	(10-19)	vs Texas Tech 12/13/25
10	(10-30)	vs Duke 11/27/25
10	(10-28)	vs Southern 11/03/25
10	(10-25)	vs Texas Tech 03/27/25
10	(10-22)	vs Oakland 12/30/24
10	(10-23)	vs Troy 11/13/24

MOST 3-POINTERS ATTEMPTED:

34	(13-34)	vs UCA 11/11/25
34	(14-34)	vs UMES 11/25/24
30	(10-30)	vs Duke 11/27/25
28	(7-28)	at Michigan State 11/08/25
28	(10-28)	vs Southern 11/03/25
27	(9-27)	vs Oklahoma 01/25/25

BEST 3-POINT PERCENTAGE:		
10-19 3PTA	.529 (9-17)	vs Texas 02/26/25
	.526 (10-19)	vs Texas Tech 12/13/25
	.500 (9-18)	vs Jackson St 11/21/25
20-29 3PTA	.429 (9-21)	vs Pacific 11/18/24
	.520 (13-25)	at Kentucky 02/01/25
	.478 (11-23)	at Miami 12/03/24
	.455 (10-22)	vs Oakland 12/30/24
30-PLUS 3PTA	.441 (15-34)	vs UMES 11/25/24
	.382 (13-34)	vs UCA 11/11/25
	.300 (10-30)	vs Duke 11/27/25

FEWEST 3-POINTERS MADE:		
2 (2-19)	vs St. John's 03/22/25	
3 (3-22)	at South Carolina 03/01/25	
3 (3-19)	at Auburn 02/19/25	
3 (3-23)	vs Georgia 01/23/25	
3 (3-16)	vs Florida 01/11/25	
4 (4-12)	vs LSU 02/12/25	
4 (4-19)	vs Lipscomb 11/06/24	

FEWEST 3-POINTERS ATTEMPTED:		
12 (4-12)	vs LSU 02/12/25	
15 (5-15)	vs UTSA 12/07/24	
16 (3-16)	vs Florida 01/11/25	

WORST 3-POINT PERCENTAGE:		
.105 (2-19)	vs St. John's 03/22/25	
.130 (3-23)	vs Georgia 01/23/25	
.136 (3-22)	at South Carolina 03/01/25	
.158 (3-19)	at Auburn 02/19/25	
.188 (3-16)	vs Florida 01/11/25	

MOST FREE THROWS MADE:		
29 (29-34)	vs Georgia 01/23/25	
28 (28-36)	vs Jackson St 11/21/25	
28 (28-37)	vs Missouri 02/22/25	
27 (27-35)	vs Louisville 12/03/25	
27 (27-35)	at Texas 02/05/25	
25 (25-28)	vs Southern 11/03/25	

MOST FREE THROWS ATTEMPTED:		
37 (28-37)	vs Missouri 02/22/25	
36 (28-36)	vs Jackson St 11/21/25	
35 (27-35)	vs Louisville 12/03/25	
35 (27-35)	at Texas 02/05/25	
35 (24-35)	vs Florida 01/11/25	

BEST FREE THROW PERCENTAGE:		
10-19 FTA	.938 (15-16)	vs South Carolina 03/12/25
	.857 (12/14)	vs Oakland 12/30/24
	.846 (11-13)	at LSU 01/15/25
20-29 FTA	.944 (25-28)	vs Southern 11/03/25
	.909 (20-22)	vs Winthrop 11/18/25
	.864 (19-22)	vs Texas Tech 03/27/25
	.857 (18-21)	vs Alabama 02/08/25
30-PLUS FTA	.853 (29-34)	vs Georgia 01/23/25
	.778 (28-36)	vs Jackson St 11/21/25
	.771 (27-35)	vs Louisville 12/03/25
	.771 (27-35)	at Texas 02/05/25

FEWEST FREE THROWS MADE:		
4 (4-8)	at Missouri 01/18/25	
4 (4-7)	vs Lipscomb 11/06/24	
5 (5-9)	at Miami 12/03/24	
6 (6-13)	at Tennessee 01/04/25	

FEWEST FREE THROWS ATTEMPTED:		
7 (4-7)	vs Lipscomb 11/06/24	
8 (4-8)	at Missouri 01/18/25	
9 (7-9)	vs UCA 12/14/24	
9 (5-9)	at Miami 12/03/24	

WORST FREE THROW PERCENTAGE:		
.462 (6-13)	at Tennessee 01/04/25	
.500 (4-8)	at Missouri 01/18/25	
.500 (7-14)	at Auburn 02/19/25	
.500 (7-14)	vs Troy 11/13/24	

MOST REBOUNDS:		
49	vs UCA 11/11/25	
49	vs UMES 11/25/24	
47	vs NC A&T 12/21/24	
46	vs Louisville 12/03/25	
45	vs Southern 11/03/25	
45	vs St. John's 03/22/25	

MOST OFFENSIVE REBOUNDS:		
18	vs Louisville 12/03/25	
18	vs Georgia 01/23/25	
17	at LSU 01/15/25	
16	vs Texas Tech 12/13/25	
16	vs St. John's 03/22/25	

MOST DEFENSIVE REBOUNDS:		
41	vs UCA 11/11/25	
40	vs UMES 11/25/24	
33	at Texas 02/05/25	
32	vs LSU 02/12/25	
31	vs Southern 11/03/25	

FEWEST REBOUNDS:		
28	vs Missouri 02/22/25	
29	vs Duke 11/27/25	
29	at Auburn 02/19/25	
29	vs Oklahoma 01/25/25	
29	at Tennessee 01/04/25	

FEWEST OFFENSIVE REBOUNDS:		
3	at Texas 02/05/25	
3	vs Pacific 11/18/24	
4	at Auburn 02/19/25	
4	at Kentucky 02/01/25	

FEWEST DEFENSIVE REBOUNDS:		
19	vs Duke 11/27/25	
19	vs Alabama 02/08/25	
20	at Michigan State 11/08/25	
20	vs Missouri 02/22/25	
20	at LSU 01/15/25	
20	at Tennessee 01/04/25	

MOST ASSISTS:		
26	vs NC A&T 12/21/24	
24	vs Jackson St 11/21/25	
23	vs Southern 11/03/25	
23	vs UCA 12/14/24	
23	vs UMES 11/25/24	

FEWEST ASSISTS:		
6	vs Georgia 01/23/25	
8	at South Carolina 03/01/25	
9	at Tennessee 01/04/25	
10 (6x)	LAST vs Texas Tech 03/27/25	

MOST TURNOVERS:		
19	vs Little Rock 11/22/24	
16	vs Missouri 02/22/25	
17	at Texas A&M 02/15/25	

FEWEST TURNOVERS:		
4	vs UMES 11/25/24	
6	vs Jackson St 11/21/25	
6	vs Ole Miss 01/08/25	
6	vs NC A&T 12/21/24	
7	vs Texas Tech 12/13/25	
7	at Kentucky 02/01/25	

MOST STEALS:		
16	vs Troy 11/13/24	
15	vs Little Rock 11/22/24	
14	vs Jackson St 11/21/25	
11	vs Fresno State 12/06/25	
11	vs Kansas 03/20/25	
11	vs Missouri 02/22/25	
11	vs Lipscomb 11/06/24	

FEWEST STEALS:		
2	vs Mississippi State 03/08/22	
2	vs Ole Miss 01/08/25	
4	vs Texas Tech 03/27/25	
4	vs NC A&T 12/21/24	

MOST BLOCKED SHOTS:		
11	vs Troy 11/13/24	
10	at Tennessee 01/04/25	
10	vs Oakland 12/30/24	

FEWEST BLOCKED SHOTS:		
1	vs Georgia 01/23/25	
2	vs UCA 11/11/25	
2	vs Texas 02/26/25	
2	at Kentucky 02/01/25	
2	at Miami 12/03/24	
2	vs Illinois 11/28/24	

OPPONENT PLAYER GAME HIGHS • CAL ERA:

POINTS	39	Tre Johnson vs Texas 02/26/25	
	35	Cameron Boozier vs Duke 11/27/25	
	35	Collin Murray-Boyles at South Carolina 03/01/25	
	30	JT Toppin vs Texas Tech 12/13/25	
FG Made	14	JT Toppin vs Texas Tech 12/13/25	(14-22)
	14	Tre Johnson vs Texas 02/26/25	(14-28)
	13	Cameron Boozier vs Duke 11/27/25	(13-18)
	12	Collin Murray-Boyles at South Caro 03/01/25	(12-16)
FG ATT	28	Tre Johnson vs Texas 02/26/25	(14-28)
	28	Ryan Forrest vs NC A&T 12/21/24	(9-28)
	26	Darrion Williams vs Texas Tech 03/27/25	(8-26)
	22	JT Toppin vs Texas Tech 12/13/25	(14-22)
	22	Tre Johnson at Texas 02/05/25	(6-22)
3PT Made	7	Kareem Rozier vs Winthrop	(7-10)
	7	Tre Johnson vs Texas 02/26/25	(7-11)
	6	Tomislav Ivisic vs Illinois 11/28/24	(6-9)
	5	Chaz Lanier at Tennessee 01/04/25	(5-9)
3PT ATT	13	Mikel Brown Jr. vs Louisville 12/03/25	(3-13)
	12	Ryan Conwell vs Louisville 12/03/25	(3-13)
	11	Christian Anderson vs Texas Tech 12/13/25	(5-11)
	11	Josh Hubbard vs Mississippi State 03/08/22	(3-11)
	11	Tre Johnson vs Texas 02/26/25	(7-11)
	11	Landon Gasper vs NC A&T 12/21/24	(2-11)
FT Made	11	Collin Murray-Boyles at South Caro 03/01/25	(11-12)
	10	Tre Johnson at Texas 02/05/25	(10-12)
	10	Cam Carter at LSU 01/15/25	(10-10)
	9	Zuby Ejiofor vs St. John's 03/22/25	(9-11)
FT ATT	16	Michael Jacobs vs Southern 11/03/25	(8-16)
	12	Collin Murray-Boyles at South Carol 03/01/25	(11-12)
	12	Tre Johnson at Texas 02/05/25	(10-12)
	11	Cameron Boozier vs Duke 11/27/25	(7-11)
	11	Zuby Ejiofor vs St. John's 03/22/25	(9-11)
REBOUNDS	18	Igor Milicic Jr. at Tennessee 01/04/25	
	14	Wilson Jacques vs Fresno State 12/06/25	
	13	Johni Broom at Auburn 02/19/25	
	13	Arthur Kaluma Tre Johnson at Texas 02/05/25	
OFF REB	8	Zuby Ejiofor vs St. John's 03/22/25	
	7	JT Toppin vs Texas Tech 12/13/25	
	6	Aaron Scott vs St. John's 03/22/25	
	6	Igor Milicic Jr. at Tennessee 01/04/25	
	4	Bx - LAST, Collin Murray-Boyles vs South Caro 03/12/25	
DEF REB	12	Igor Milicic Jr. at Tennessee 01/04/25	
	10	Arthur Kaluma at Texas 02/05/25	
	10	Daimion Collins at LSU 01/15/25	
	10	Tomislav Ivisic vs Illinois 11/28/24	
ASSISTS	11	Christian Anderson vs Texas Tech 12/13/25	
	9	Jeremy Fears Jr. at Michigan State 11/08/25	
	9	Wade Taylor IV at Texas A&M 02/15/25	
	9	Danny Wolf vs Michigan 12/10/24	
	8	Caleb Foster vs Duke 11/27/25	
TURNOVERS	7	Lamar Washington vs Pacific 11/18/24	
	7	Marcus Rigbsby Jr. vs Troy 11/13/24	
	6	Mark Sears vs Alabama 02/08/25	
	6	Isaiah Lewis vs Little Rock 11/22/24	
	6	Victor Baldes vs Troy 11/13/24	
BLK SHOTS	4	Daimion Collins at LSU 01/15/25	
	4	Mo Njie vs UTSA 12/07/24	
	3	Corey Chest at LSU 01/15/25	
	3	Alex Condon vs Florida 01/11/25	
	3	Tomislav Ivisic vs Illinois 11/28/24	
STEALS	4	Collin Murray-Boyles at South Carolina 03/01/25	
	4	Miles Kelly at Auburn 02/19/25	
	4	Zhuric Phelps at Texas A&M 02/15/25	
	4	Caleb Grill at Missouri 01/18/25	
	3	12x - LAST Darrion Williams vs Texas Tech 03/27/25	

OPPONENT TEAM HIGHS/LOWS • CAL ERA:

MOST POINTS:

92	vs Mississippi State 03/08/22	W, 93-92
90	vs Illinois 11/28/24	L, 77-90
87	vs Michigan 12/10/24	W, 89-87
86	vs Texas Tech 12/13/25	W, 93-86
85	vs Texas Tech 03/27/25	L, 85-83 OT
85	vs Missouri 02/22/25	W, 92-85

FEWEST POINTS:

35	vs UMES 11/25/24	W, 109-35
49	vs Troy 11/13/24	W, 65-49
56	vs UCA 11/11/25	W, 93-56
57	vs UCA 12/14/24	W, 82-57

MOST FIELD GOALS MADE:

35 (35-69)	vs Texas Tech 12/13/25
34 (34-83)	vs Texas Tech 03/27/25
34 (34-62)	vs Alabama 02/08/25
34 (34-59)	vs Michigan 12/10/24
32 (32-67)	vs Winthrop 11/18/25
32 (32-73)	vs Mississippi State 03/08/22

MOST FIELD GOALS ATTEMPTED:

83 (34-83)	vs Texas Tech 03/27/25
75 (21-75)	vs St. John's 03/22/25
75 (27-75)	vs NC A&T 12/21/24
73 (32-73)	vs Mississippi State 03/08/22
71 (30-71)	vs Texas 02/26/25

BEST FIELD GOAL PERCENTAGE:

30-49 FGA	.435 (20-46)	vs Georgia 01/23/25
50-59 FGA	.576 (34-59)	vs Michigan 12/10/24
	.520 (30-57)	vs Illinois 11/28/24
60-69 FGA	.548 (34-62)	vs Alabama 02/08/25
	.507 (35-69)	vs Texas Tech 12/13/25
	.484 (30-62)	at Kentucky 02/01/25
	.483 (29-60)	at Miami 12/03/24
70-PLUS FGA	.438 (32-73)	vs Mississippi State 03/08/22
	.423 (30-71)	vs Texas 02/26/25

FEWEST FIELD GOALS MADE:

14 (14-61)	vs UMES 11/25/24
18 (18-54)	vs UCA 12/14/24
19 (19-67)	vs UCA 11/11/25
20 (20-46)	vs Georgia 01/23/25

FEWEST FIELD GOALS ATTEMPTED:

46 (20-46)	vs Georgia 01/23/25
50 (23-50)	vs Ole Miss 01/08/25
51 (21-51)	vs Oklahoma 01/25/25
53 (25-53)	at South Carolina 03/01/25

WORST FIELD GOAL PERCENTAGE:

.230 (14-61)	vs UMES 11/25/24
.280 (21-75)	vs St. John's 03/22/25
.284 (19-67)	vs UCA 11/11/25
.333 (18/54)	vs UCA 12/14/24
.344 (22-64)	vs Jackson St 11/24/25
.344 (22-64)	at Texas 02/05/25

MOST 3-POINTERS MADE:

15 (15-31)	vs Winthrop 11/18/25
15 (15-31)	vs Illinois 11/28/24
13 (13-31)	vs Texas Tech 12/13/25
12 (12-27)	vs Southern 11/03/25
12 (12-35)	vs Pacific 11/18/24
12 (12-32)	vs Mississippi State 03/08/22
12 (12-36)	vs Missouri 02/22/25

MOST 3-POINTERS ATTEMPTED:

41 (4-41)	vs UCA 11/11/25
37 (8-37)	vs Louisville 12/03/25
36 (12-36)	vs Missouri 02/22/25
35 (12-35)	vs Pacific 11/18/24

BEST 3-POINT PERCENTAGE:

10-19 3PTA	.471 (8-17)	vs Kansas 03/20/25
	.444 (8-18)	vs Michigan 12/10/24
	.333 (9-27)	vs Lipscomb 11/06/24
20-29 3PTA	.478 (11-23)	at Missouri 01/18/25
	.444 (12/27)	vs Southern 11/03/25
	.435 (10-23)	at Kentucky 02/01/25
	.400 (10-25)	at Vanderbilt 03/04/25
	.391 (9-23)	vs Ole Miss 01/08/25
30-PLUS 3PTA	.484 (15-31)	vs Winthrop 11/18/25
	.484 (15-31)	vs Illinois 11/28/24
	.415 (13-31)	vs Texas Tech 12/13/25
	.375 (12-32)	vs Mississippi State 03/08/22

FEWEST 3-POINTERS MADE:

1 (1-14)	at Michigan State 11/28/25
2 (2-22)	vs St. John's 03/22/25
2 (2-17)	vs Oakland 12/30/214
3 (3-19)	vs Troy 11/13/24
4 (4-26)	vs Fresno State 12/06/25
4 (4-41)	vs UCA 11/11/25
4 (4-24)	at Auburn 02/19/25
4 (4-22)	vs NC A&T 12/21/24
4 (4-26)	vs UMES 11/25/24

FEWEST 3-POINTERS ATTEMPTED:

14 (1-14)	at Michigan State 11/28/25
14 (5-14)	at South Carolina 03/01/25
14 (5-14)	vs Georgia 01/23/25
17 (8-17)	vs Kansas 03/20/25
17 (2-17)	vs Oakland 12/30/214

WORST 3-POINT PERCENTAGE:

.071 (1-14)	at Michigan State 11/28/25
.091 (2-22)	vs St. John's 03/22/25
.098 (4-41)	vs UCA 11/11/25
.111 (2-17)	vs Oakland 12/30/214
.154 (4-26)	vs Fresno State 12/06/25
.154 (4-26)	vs UMES 11/25/24

MOST FREE THROWS MADE:

26 (26-28)	at LSU 01/15/25
20 (20-27)	at Texas 02/05/25
20 (20-29)	vs Georgia 01/23/25
22 (22-31)	vs St. John's 03/22/25
21 (21-27)	at Vanderbilt 03/04/25

MOST FREE THROWS ATTEMPTED:

31 (22-31)	vs St. John's 03/22/25
29 (20-29)	vs Georgia 01/23/25
28 (26-28)	at LSU 01/15/25
28 (18-23)	vs Ole Miss 01/08/25
27 (21-27)	at Vanderbilt 03/04/25
27 (20-27)	at Texas 02/05/25

BEST FREE THROW PERCENTAGE:

10-19 FTA	.923 (12-13)	vs Texas 02/26/25
	.923 (12-13)	vs Pacific 11/18/24
	.875 (14-16)	vs Kansas 03/20/25
	.818 (9-11)	vs Texas Tech 03/27/25
20-29 FTA	.929 (26-28)	at LSU 01/15/25
	.810 (17-21)	at South Carolina 03/01/25
	.800 (16-20)	vs Oklahoma 01/25/25
30 PLUS FTA	.710 (22-31)	vs St. John's 03/22/25

FEWEST FREE THROWS MADE:

3 (3-10)	vs Texas Tech 12/13/25
3 (3-6)	vs LSU 02/12/25
3 (3-8)	vs UMES 11/25/24
4 (4-6)	vs Winthrop 11/18/25
4 (4-7)	vs Troy 11/13/24

FEWEST FREE THROWS ATTEMPTED:

5 (5-5)	vs UTSA 12/07/24
6 (4-6)	vs Winthrop 11/18/25
6 (3-6)	vs LSU 02/12/25
7 (4-7)	vs Troy 11/13/24
8 (6-8)	at Miami 12/03/24
8 (3-8)	vs UMES 11/25/24

WORST FREE THROW PERCENTAGE:

.300 (3-10)	vs Texas Tech 12/13/25
.375 (3-8)	vs UMES 11/25/24
.500 (3-6)	vs LSU 02/12/25
.529 (9-17)	vs NC A&T 12/21/24

MOST REBOUNDS:

51	vs Texas Tech 03/27/25
51	vs St. John's 03/22/25
51	at Tennessee 01/04/25
49	vs Florida 01/11/25

MOST OFFENSIVE REBOUNDS:

28	vs St. John's 03/22/25
24	at Tennessee 01/04/25
22	vs Texas Tech 03/27/25
19	at Michigan State 11/28/25

MOST DEFENSIVE REBOUNDS:

33	vs Florida 01/11/25
30	at South Carolina 03/01/25
30	vs Ole Miss 01/08/25
29	vs Fresno State 12/06/25
29	vs Texas Tech 03/27/25
29	vs Texas 02/26/25
29	at Auburn 02/19/25

FEWEST REBOUNDS:

22	vs UCA 12/14/24
22	vs UTSA 12/07/24
27	vs Jackson St 11/21/25
28	vs Oakland 12/30/214
28	vs Pacific 11/18/24

FEWEST OFFENSIVE REBOUNDS:

4	vs UTSA 12/07/24
5	at South Carolina 03/01/25
5	vs Lipscomb 11/06/24
6	vs Ole Miss 01/08/25
6	vs UCA 12/14/24
6	vs Illinois 11/28/24

FEWEST DEFENSIVE REBOUNDS:

15	vs Jackson St 11/21/25
16	vs UCA 12/14/24
17	vs Oakland 12/30/214
18	vs Missouri 02/22/25
18	vs UTSA 12/07/24

MOST ASSISTS:

21	vs Texas Tech 12/13/25
20	at Missouri 01/18/25
18	vs Winthrop 11/18/25
18	vs Kansas 03/20/25
18	at Tennessee 01/04/25
18	vs Michigan 12/10/24

FEWEST ASSISTS:

3	vs UMES 11/25/24
5	vs St. John's 03/22/25
7	vs Georgia 01/23/25
7	vs NC A&T 12/21/24
7	vs UTSA 12/07/24

MOST TURNOVERS:

24	vs Troy 11/13/24
20	vs Jackson St 11/21/25
19	vs UMES 11/25/24
19	vs Little Rock 11/22/24
19	vs Lipscomb 11/06/24

FEWEST TURNOVERS:

2	vs Mississippi State 03/08/22
5	vs Ole Miss 01/08/25
6	vs St. John's 03/22/25
7	Texas Tech 12/13/25

MOST STEALS:

12	vs Ole Miss 03/13/25
11	at Texas A&M 02/15/25
10	at Vanderbilt 03/04/25
10	at Missouri 01/18/25
10	at Tennessee 01/04/25
10	vs Pacific 11/18/24

FEWEST STEALS:

2	v Louisville 12/03/25
2	vs Jackson St 11/21/25
2	at Kentucky 02/01/25
3	at Miami 12/03/24
4	vs Texas Tech 12/13/25
4	vs Texas 02/26/25
4	vs Florida 01/11/25
4	vs UMES 11/25/24

MOST BLOCKED SHOTS:

11	at LSU 01/15/25
7	vs Florida 01/11/25
5	vs Troy 11/13/24

FEWEST BLOCKED SHOTS:

0	vs Samford 11/14/25
0	at Missouri 01/18/25
0	vs Pacific 11/18/24
1 (11x)	LAST vs Ole Miss 03/13/25

1 MELEEK THOMAS

6-5, 185, G, Fr. || Pittsburgh, Pa. || Overtime Elite (Ga.) - City Reapers

Major: Communications ... Born August 8, 2006, in Pittsburgh, Pa. ... Son of Iesha Thomas and Shawndale Jones

Has six brothers (Jayden, Raymond, Shawndale, Amaury, Eddie, Alphonzo) and two sisters (Jordin and Aniyah) ... Brother Shawndale Jones played basketball at NJIT.

» Participated in 2025 Chris Paul and Jayson Tatum High School and College Elite Camps

A five-star that ranked as high as #7 by Rivals and #11 by ESPN and was rated the #2 shooting guard on the nation by five rankings ... 2025 McDonald's All-American ... 2025 Jordan Brand Classic ... 2025 Iverson Classic ... 2025 Jersey Mike's Naismith Trophy Boys High School All-America (HM) ... #8 on the USA TODAY High School Sports basketball rankings: Top 15 players in the 2025 class ... Named to the 2024-25 Jersey Mike's Naismith Trophy Boys High School Player of the Year Top Watch List (1 of 50) ... 2023-24 MaxPreps honorable mention All-America and second team Junior All-America.

• 1 of 25 (with teammate Darius Acuff Jr.) on the USBWA Wayman Tisdale Trophy (nation's top freshman) watch list

• FOR THE REGULAR SEASON, Thomas ranks on the team:

^ 1st in 3PT (24) • 1st in FT (32) • 1st in steals (15) 2nd in points (160 • 16.0 ppg) • 2nd in FG (52) • 2nd in assists (31)

2025-26 HIGHLIGHTS:

- **SOUTHERN:** Had one of the best debuts by a Razorback in program history ... Scored 21 points, led the team with three steals, tied for the team lead with seven assists and grabbed six rebounds ... **His 21 points rank as the third-best scoring output by a rookie Hog in a debut** (behind Patrick Beverley's 29 and Darius Acuff's 22) ... **Became the first Hog to post at least 18 points, six assists and three steals in a Razorback debut regardless of year classification** (HogStats).
- **at MICHIGAN STATE:** Tied for the team lead with 16 points, adding six rebounds, tying got second-best on the team.
- **UCA:** Led the team with six assists, adding 17 points and six rebounds
- **SAMFORD:** Led the team with eight rebounds, adding 17 points and four assists
- **WINTHROP:** Led the team with a **season-high 26 points** but it was two defensive plays down the stretch that won the game ... First, down one, Thomas got a steal with 15 seconds left and threw the ball to Nick Pringle, who scored the game-winner with 11.9 seconds left ... On the ensuing possession, guarded Winthrop's top scorer and forced a tough shot that went long as the clock expired to seal the win.
- **vs DUKE:** "Only" scored 13 points on 5-of-15 shooting, but had a steal and layup to close the first half as part of a 7-0 run ... In the second half, hit a 3-pointer to give the Hogs a 48-47 lead, followed by a steal and a layup ... Also hit a 3-pointer to give Arkansas it's largest lead with 10 minutes left (60-53).
- **vs LOUISVILLE:** Scored 17 points, making season-high 8-of-9 at the line, with five rebounds.
- **vs FRESNO ST:** Tied his career high with three steals.



MELEEK THOMAS 2025-26 GAME STATS

Opponent	Date	GS	Min	FG	FGA	Pct	3FG	3A	Pct	FT	FTA	Pct	O	D	Tot	Avg	PF	FO	A	TO	Blk	Stl	Pts	Avg
SOUTHERN	11/03/25		30	7	15	.467	4	10	.400	3	4	.750	4	2	6	6.0	2	0	7	1	0	3	21	21.0
at Michigan St.	11/08/25		29	5	15	.333	2	9	.222	4	4	1.000	2	4	6	6.0	3	0	2	2	0	1	16	18.5
CENTRAL ARKANSAS	11/11/25	*	32	6	17	.353	4	13	.308	1	2	.500	1	5	6	6.0	2	0	6	0	0	1	17	18.0
SAMFORD	11/14/25	*	36	5	13	.385	1	2	.500	6	6	1.000	1	7	8	6.5	1	0	4	2	1	2	17	17.8
WINTHROP	11/18/25		34	10	20	.500	3	8	.375	3	4	.750	1	2	3	5.8	2	0	3	1	0	2	26	19.4
JACKSON ST.	11/21/25		18	4	6	.667	2	3	.667	3	4	.750	0	2	2	5.2	1	0	3	1	0	0	13	18.3
vs Duke	11/27/25		26	5	15	.333	3	10	.300	0	0	.000	0	1	1	4.6	2	0	2	0	0	2	13	17.6
LOUISVILLE	12/03/25		26	4	10	.400	1	4	.250	8	9	.889	1	4	5	4.6	3	0	1	0	0	0	17	17.5
vs Fresno St.	12/06/25		21	4	12	.333	3	7	.429	1	2	.500	0	1	1	4.2	2	0	1	2	0	3	12	16.9
vs Texas Tech	12/13/25		24	2	8	.250	1	4	.250	3	3	1.000	1	1	2	4.0	0	0	2	0	0	1	8	16.0
Totals		2	276	52	131	.397	24	70	.343	32	38	.842	11	29	40	4.0	18	0	31	9	1	15	160	16.0

THOMAS' PERSONAL BESTS

POINTS
Career: 26 vs Winthrop (11/14/25)
SEC:

FG MADE
Career: 10 vs Winthrop (11/14/25)
SEC:

FG ATTEMPTED
Career: 20 vs Winthrop (11/14/25)
SEC:

3-POINT FG MADE
Career: 4 (2x) LAST: vs UCA (11/11/25)
SEC:

3-PT FG ATTEMPTS
Career: 13 vs UCA (11/11/25)
SEC:

FT MADE
Career: 8 vs Louisville (12/03/25)
SEC:

FT ATTEMPTED
Career: 9 vs Louisville (12/03/25)
SEC:

REBOUNDS
Career: 8 vs Samford (11/14/25)
SEC:

ASSISTS
Career: 7 vs Southern (11/03/25)
SEC:

STEALS
Career: 3 (2x) LAST vs Fresno St (12/06/25)
SEC:

BLOCKED SHOTS
Career: 1 vs Samford (11/14/25)
SEC:

MINUTES
Career: 35:37 vs Samford (11/14/25)
SEC:

MELEEK THOMAS CAREER STATISTICS

Year	GP	GS	Min	Avg	FG	FGA	Pct	3FG	3FGA	Pct	FT	FTA	Pct	Off	Def	Tot	Avg	PF	FO	Ast	TO	Blk	Stl	Pts	Avg
2025-26	10	2	276	27.6	52	131	.397	24	70	.343	32	38	.842	11	29	40	4.0	18	0	31	9	1	15	160	16.0

5 DARIUS ACUFF JR.

6-3, 190, G, Fr. // Detroit, Mich. // IMG Academy (Fla.)

Major: Communications ... Born November 22, 2006, in Detroit ... Son of Darius Acuff Sr. and Dureese Owens ... Father played basketball at Eastern Kentucky ... Has a sister, Daona Todd

A five-star that ranked as high as #5 by 247Sports and #7 by ESPN and was rated the #1 point guard on the nation by both ... **2025 Allen Iverson National Player of the Year** ... **2025 EYBL Scholastic Player of the Year** ... 1 of 5 Finalists for the 2025 Jersey Mike's Naismith Trophy Player of the Year ... 1 of 10 Finalists for the MaxPreps National Player of the Year ... 2025 Jersey Mike's Naismith Trophy Boys High School All-America (1st Team) ... 2025 McDonald's All-American ... 2025 Jordan Brand Classic ... 2025 Iverson Classic All-American Game (MVP) ... 2025 USA Nike Hoop Summit team.

ESPN's Myron Medcalf on Acuff:
"Athlete with outside shot to win
(National) Player of the Year"

CAREER DOUBLE-DOUBLES (1)

FRESHMAN (1)
12/03/25 vs LOUISVILLE 17 pts 10 asts

- Naismith National Player of the Year Watch List (1 of 50)
- USBWA Oscar Robertson Trophy Watch List (1 of 50)
- John R. Wooden Award Watch List (1 of 50)
- USBWA Wayman Tisdale Trophy (nation's top freshman) watch list (1 of 25 with Meleek Thomas)
- Bob Cousy Award Watch List (1 of 20)
- Andy Katz's Top 10 NCAA Freshmen
- Dick Vitale's Diaper Dandies (1 of 5 National Impact Freshmen)
- All-SEC third team (Coaches)

- Only Hog to score in double figures in all 10 games ... Has led the team in scoring 6x and led the team in assists 7x
- Is the only Razorback freshman since 1992-93 to get 10 assists versus an AP top 25 team with 10 vs #6 Louisville ... Overall, he is just the third Razorback, regardless of class, to have 10 assists versus an AP top 25.

2025-26 HIGHLIGHTS:

- **SOUTHERN:** Had one of the best debuts by a Razorback in program history ... Scored 22 points which rank as the second-best scoring output by a rookie Hog in a debut (behind Patrick Beverley's 29) ... **Scored 20 first-half points, which is a record by a Razorback rookie in a debut** (HogStats) including nine straight for the Hogs to close the first half.
- **at Michigan State:** Tied for the team lead with 16 points while leading the team in assists.
- **UCA:** Led the team with 21 points ... Spurred the second-half blow out by scoring 17 points in the period, making a 3-pointer in 3-straight trips ... Added six rebounds.
- **SAMFORD:** Led the team with 20 points and five assists.
- **vs DUKE:** Led the team with 21 points, making 4-of-8 from deep, and five assists.
- **vs LOUISVILLE:** Recorded his **first career double-double with 17 points and 10 assists** ... Struggled from the field overall (6-of-18 FG • 0-of-4 3PT) but **scored 9 of the team's final 15 points**.
- **SEC FRESHMAN OF THE WEEK (12/8):** Averaged 17.5 points, nine assists and five rebounds in wins over #6 Louisville and Fresno State ... **vs #6 LOUISVILLE:** Recorded his **first career double-double with 17 points and a career-high 10 assists** while adding five rebounds ... Scored 11 of his 17 points in the second half ... Specifically, with Arkansas leading by seven (74-67) with 5:45 left, Acuff finished the game scoring 9 of the Hogs' final 15 points (3-5 FG, 3-3 FT) with an assist and a rebound ... **vs FRESNO STATE:** Had a game-high 18 points and eight assists with just one turnover and five rebounds ... Spurred a second-half surge as he scored 11 second-half points (4-of-6 FG • 3-of-5 3PT) with five assists ... During a 22-6 run to start the second half, Acuff scored 8 of his 11 second-half points (3-3 FG • 2-2 3PT) with an assist and a steal.
- **SEC FRESHMAN OF THE WEEK (12/15) vs TEXAS TECH:** Also tabbed **DICK VITALE'S DIAPER DANDY OF THE WEEK** ... Scored 20 points with eight assists (vs 2 turnovers) ... Was +17 in the seven-point win, the only Hog that was in double-digits in plus/minus ... Had a personal seven-point scoring run for the Hogs in both the first and second half.

DARIUS ACUFF JR. 2025-26 GAME STATS

Opponent	Date	GS	Min	FG	FGA	Pct	3FG	3A	Pct	FT	FTA	Pct	O	D	Tot	Avg	PF	FO	A	TO	Blk	Stl	Pts	Avg
SOUTHERN	11/03/25	*	29	8	13	.615	3	5	.600	3	3	1.000	1	1	2	2.0	1	0	4	2	1	1	22	22.0
at Michigan St.	11/08/25	*	33	5	16	.313	2	8	.250	4	7	.571	1	1	2	2.0	2	0	6	1	0	2	16	19.0
CENTRAL ARKANSAS	11/11/25	*	34	9	16	.563	3	8	.375	0	0	.000	0	6	6	3.3	2	0	4	2	1	0	21	19.7
SAMFORD	11/14/25	*	31	7	13	.538	2	3	.667	4	5	.800	2	1	3	3.3	3	0	5	2	0	0	20	19.8
WINTHROP	11/18/25	*	33	3	10	.300	2	4	.500	4	4	1.000	0	2	2	3.0	2	0	5	3	0	0	12	18.2
JACKSON ST.	11/21/25	*	22	4	9	.444	2	4	.500	0	0	.000	0	0	0	2.5	2	0	2	2	1	2	10	16.8
vs Duke	11/27/25	*	37	8	17	.471	4	8	.500	1	2	.500	0	2	2	2.4	1	0	5	1	0	1	21	17.4
LOUISVILLE	12/03/25	*	36	6	18	.333	0	4	.000	5	7	.714	1	4	5	2.8	2	0	10	4	0	0	17	17.4
vs Fresno St.	12/06/25	*	34	7	12	.583	3	6	.500	1	2	.500	0	5	5	3.0	1	0	8	1	0	1	18	17.4
vs Texas Tech	12/13/25	*	34	7	14	.500	2	5	.400	4	6	.667	1	3	4	3.1	0	0	8	2	1	0	20	17.7
Totals		10	323	64	138	.464	23	55	.418	26	36	.722	6	25	31	3.1	16	0	57	20	4	7	177	17.7



ACUFF'S PERSONAL BESTS

POINTS
Career: 22 vs Southern (11/03/25)
SEC:

FG MADE
Career: 9 vs UCA (11/11/25)
SEC:

FG ATTEMPTED
Career: 18 vs Louisville (12/03/25)
SEC:

3-POINT FG MADE
Career: 4 vs Duke (11/27/25)
SEC:

3-PT FG ATTEMPTS
Career: 9 vs Duke (11/27/25)
SEC:

FT MADE
Career: 4 (4x) LAST vs Texas Tech (12/13/25)
SEC:

FT ATTEMPTED
Career: 7 (2x) LAST vs Louisville (12/03/25)
SEC:

REBOUNDS
Career: 6 vs UCA (11/11/25)
SEC:

ASSISTS
Career: 10 vs Louisville (12/03/25)
SEC:

STEALS
Career: 2 (2x) LAST vs Jackson Ste (11/21/25)
SEC:

BLOCKED SHOTS
Career: 1 (4x) LAST: vs Texas Tech (12/13/25)
SEC:

MINUTES
Career: 37:33 vs Duke (11/27/25)
SEC:

DARIUS ACUFF JR. CAREER STATISTICS

Year	GP	GS	Min	Avg	FG	FGA	Pct	3FG	3FGA	Pct	FT	FTA	Pct	Off	Def	Tot	Avg	PF	FO	Ast	TO	Blk	Stl	Pts	Avg
2025-26	10	10	323	32.3	64	138	.464	23	55	.418	26	36	.722	6	25	31	3.1	16	0	57	20	4	7	177	17.7

"Trevon's block out of nowhere. That, and again, you could say there's a skill there. No, it isn't. It's a will to win. He just went up and said, 'This kid ain't making this basket.'"
- John Calipari on Trevon Brazile's blocked shot versus Louisville with 7:31 remaining

SEC Player of the Week (12/15)

7 TREVON BRAZILE

6-10, 230, F, Sr. // Springfield, Mo. // Kickapoo HS // Missouri

@thetrevonbrazile

Pronounced: Trev-In Brazil ... **Major:** Communications ... **Born on** Jan. 7, 2003, in Springfield, Mo. ... **The son of** Phillip Brazile and Melissa Baldwin
Siblings: Phillip Brazile II, Brittany Brazile, Reece Winn, Tamia Brazile, Mariah Fuller, Prince Fuller.

• Played his freshman season at Missouri before transferring to Arkansas ... Wore #2 for his first two years at Arkansas and #4 as a junior in 2024-25 ... Granted a medical redshirt for the 2022-23 season ... **Participated in the 2024 NBA Draft Combine**
• Became the 17th player in program history to reach 500+ points, 275+ rebounds and 75+ blocks as a Razorback ... Among those 17, he has the fewest career games played (66) and started (33).


2025-26 HIGHLIGHTS:

- **SOUTHERN:** Recorded his 11th career double-double with a **career-high 25 points** and getting 11 rebounds ... Was a **career-best 8-of-10 at the free throw line**
- **SAMFORD:** After missing the UCA game with an injury, bounced back with 15 points and seven rebounds
- **WINTHROP:** Scored 14 points, making 5-of-6 FG and 4-of-4 FT) while adding a team-best eight rebounds ... **Blocked a season-high four shots ... all in the final 11 minutes - two were 3-point attempts** and one was a jumper at the free throw line ... The last one came with 42 seconds left and led to a Darius Acuff layup to cut the Hogs' deficit to one (83-82) ... Had an assist with 1:13 left to start Arkansas's final 5-0 run.
- **vs DUKE:** Recorded his **second double-double of the season and 12th for his career** with 11 points and 11 rebounds ... Made 2 3-pointers and a highlight-reel offensive rebound/dunk ... Added two assists and two blocked shots.
- **vs LOUISVILLE:** Led the team with 21 points (8-of-11 FG • 3-of-4 3PT) ... Had a blocked shot with 7:31 left that **COACH CALIPARI SAID "WON THE GAME"** ... Also, with 2:27 left and Arkansas clinging to a five-point lead, threw down an alley-opp dunk from Darius Acuff that set the stage for the win.
- **vs FRESNO ST:** **Tied his career high with four steals** and added six rebounds. ... Although he scored just 4 points (1-of-7 FG) in 28:34, led the team with a +31.
- **SEC PLAYER OF THE WEEK (12/15) vs TEXAS TECH:** Recorded a **double-double with 24 points and 10 rebounds** ... The 24 points were one shy of a career high and his **8 FG made (8-of-13) and 4 3-pointers made (4-of-5) tied career highs** ... Had a **blocked with Arkansas leading by six with 45 seconds left to help seal the win** ... Scored 18 points with eight rebounds in the second half to spur the come-from-behind win ... Was 6-of-9 from the field in the 2nd half, including 2-of-2 from 3PT, and was 4-of-4 at the line with eight of his 10 rebounds ... Specifically, with Arkansas down 5 (68-63 with 9:58 left), Brazile hit a 3-pointer with 9:11 left to cut the deficit to two and, after a Texas Tech jumper put TTU up four, Brazile drilled another 3-pointer with 8:21 to get the Hogs to within one ... Later, he made a jumper in the lane with 5:20 left to put Arkansas up one 78-77, a lead the Hogs would not relinquish ... The basket spurred a 6-0 Razorback run - all coming from Brazile who capped the run with a highlight reel dunk ... Overall, Brazile's two 3-pointers started a 26-15 Razorback run to turn a five-point deficit into a six-point lead (89-83 with 58 seconds left) ... **Brazile scored 14 of the Hogs' 26 points in the run** ... Brazile capped the run with two free throws to put Arkansas up six and, on the TTU ensuing possession, Brazile had his aforementioned blocked shot to seal the win.

TREVON BRAZILE 2025-26 GAME STATS																			
Opponent	Date	GS	Min	FG	FGA	Pct	3FG	3A	Pct	FT	FTA	Pct	O	D	Tot	Avg	PF	FO	A
SOUTHERN	11/03/25	*	28	8	14	.571	1	3	.333	8	10	.800	2	9	11	11.0	0	0	1
at Michigan St.	11/08/25	*	15	1	5	.200	0	2	.000	1	2	.500	0	2	2	6.5	4	0	0
CENTRAL ARKANSAS	11/11/25	DNP-Inj																	
SAMFORD	11/14/25		23	6	14	.429	1	5	.200	2	3	.667	1	6	7	6.7	2	0	0
WINTHROP	11/18/25	*	35	5	6	.833	0	0	.000	4	4	1.000	1	7	8	7.0	1	0	2
JACKSON ST.	11/21/25	*	20	2	4	.500	0	1	.000	4	4	1.000	1	6	7	7.0	0	0	1
vs Duke	11/27/25	*	35	3	7	.429	2	5	.400	3	4	.750	3	8	11	7.7	2	0	2
LOUISVILLE	12/03/25	*	31	8	11	.727	3	4	.750	2	3	.667	1	4	5	7.3	1	0	1
vs Fresno St.	12/06/25	*	29	1	7	.143	0	2	.000	2	3	.667	1	5	6	7.1	1	0	1
vs Texas Tech	12/13/25	*	32	8	13	.615	4	5	.800	4	4	1.000	3	7	10	7.4	3	0	0
Totals			8	248	42	.81	.519	11	.27	.407	30	.37	.811	13	54	67	7.4	14	0

CAREER DOUBLE-DOUBLES (13)

SOPHOMORE (at ARK)		(2)
11/07/22	NORTH DAKOTA STATE	21 pts 12 reb
11/16/22	SOUTH DAKOTA STATE	13 pts 10 reb
R-SOPHOMORE (at ARK)		(4)
11/22/23	vs Stanford	# 14 pts 17 reb
11/23/23	vs Memphis	# 13 pts 10 reb
11/29/23	DUKE	19 pts 11 reb
03/13/24	vs Vanderbilt (SEC)	13 pts 12 reb
JUNIOR (at ARK)		(4)
03/04/25	at Vanderbilt	# 16 pts 14 reb
03/08/25	MISSISSIPPI STATE	# 11 pts 11 reb
03/13/25	vs Ole Miss	# 15 pts 11 reb
03/20/25	vs Kansas	# 11 pts 12 reb
SENIOR (at ARK)		(3)
11/03/25	vs SOUTHERN	25 pts 11 reb
11/27/25	vs Duke	11 pts 11 reb
12/13/25	vs Texas Tech	24 pts 10 reb
# - back-to-back games		



BRAZILE'S PERSONAL BESTS

POINTS	
Season: 25	vs Southern (11/03/25)
Career: 25	vs Southern (11/03/25)
SEC: 16	at Vanderbilt (03/04/25)
FG MADE	
Season: 8 (3x)	LAST vs Texas Tech (12/13/25)
Career: 8 (4x)	LAST vs Texas Tech (12/13/25)
SEC: 6 (2x)	LAST at Vanderbilt (03/04/25)
FG ATTEMPTED	
Season: 14 (2x)	LAST vs Samford (11/14/25)
Career: 14 (4x)	LAST vs Samford (11/14/25)
SEC: 12	at Alabama (01/09/24)
3-POINT FG MADE	
Season: 4	vs Texas Tech (12/13/25)
Career: 4 (2x)	LAST vs Texas Tech (12/13/25)
SEC: 3 (2x)	LAST vs Miss State (03/08/25)
3-PT FG ATTEMPTS	
Season: 5 (2x)	LAST vs Texas Tech (12/13/25)
Career: 8	vs San Diego State (11/23/22)
SEC: 5 (3x)	LAST vs Miss State (03/08/25)
FT MADE	
Season: 8	vs Southern (11/03/25)
Career: 8	vs Southern (11/03/25)
SEC: 6	vs Texas A&M (01/16/24)
FT ATTEMPTED	
Season: 10	vs Southern (11/03/25)
Career: 10	vs Southern (11/03/25)
SEC: 8	vs Texas A&M (01/16/24)
REBOUNDS	
Season: 11 (2x)	LAST vs Duke (11/27/25)
Career: 17	vs Stanford (11/22/23)
SEC: 14	at Vanderbilt (03/04/25)
ASSISTS	
Season: 2 (2x)	LAST vs Duke (11/27/25)
Career: 3 (2x)	LAST vs NC A&T (12/21/24)
SEC: 3	vs Alabama (01/08/22)
STEALS	
Season: 4	vs Fresno St (12/06/25)
Career: 4 (2x)	LAST vs Fresno St (12/06/25)
SEC: 3 (2x)	LAST vs Florida (01/11/25)
BLOCKED SHOTS	
Season: 4	vs Winthrop (11/18/25)
Career: 6	vs Illinois (12/22/21)
SEC: 4 (2x)	LAST vs Georgia (03/05/22)
MINUTES	
Season: 34:47	vs Winthrop (11/18/25)
Career: 45:52	vs Stanford (11/22/23)
SEC: 39:44	vs Texas (02/26/25)

TREVON BRAZILE CAREER STATISTICS																			
Year	GP	GS	Min	Avg	FG	FGA	Pct	3FG	3FGA	Pct	FT	FTA	Pct	Off	Def	Tot	Avg	PF	FO
2021-22 (MIZZOU)	24	22	507	21.1	57	105	.543	10	31	.323	27	46	.587	28	92	120	5.0	30	0
2022-23 (ARK) *	9	0	243	27.0	37	77	.481	11	29	.379	21	31	.677	9	45	54	6.0	23	1
2023-24 (ARK)	26	23	665	25.6	79	162	.488	24	68	.353	41	59	.695	44	109	153	5.9	61	3
2024-25 (ARK)	34	13	708	20.8	90	150	.600	24	66	.364	27	51	.529	51	133	184	5.4	75	1
2025-26 (ARK)	9	8	248	27.6	42	81	.519	11	27	.407	30	37	.811	13	54	67	7.4	14	0
TOTAL	102	66	2371	23.2	305	575	.530	80	221	.362	146	224	.652	145	433	578	5.7	203	5

* - Received a medical redshirt

11 KARTER KNOX

6-6, 220, W, So. // Tampa, Fla. // Overtime Elite - RWE



Major: Communications ... Born May 16, 2005 in Tampa ... Son of Kevin and Michelle Knox ... Siblings are Kevin, Kobe and Ashley ... His father played WR at Florida State and the Arizona Cardinals ... Oldest brother, Kevin II, was the ninth pick of the 2018 draft and played for Calipari at Kentucky where he was the 2018 SEC Freshman of the Year ... Older brother, Kobe, played basketball at South Florida and now plays at South Carolina ... Younger sister, Ashley, plays basketball.

» Participated in 2025 NBA Draft Combine

» Participated in 2025 Chris Paul and Jayson Tatum High School and College Elite Camps

» Voted 2025-26 Preseason All-SEC by the league's media

• The 9th player in program history to reach 300+ points, 100+ rebounds, 30+ assists, 20+ steals and 10+ blocks as a freshman (HogStats).

• 1 of 20 on the Julius Erving Award (nation's top small forward) watch list

• Named preseason All-SEC third team by the league's media AND coaches

2025-26 HIGHLIGHTS:

• **UCA:** Record his **first career double-double with 19 points and a career-high 10 rebounds** ... Was 4-of-6 from deep, tying a career-high for makes ... Made his first four 3-pointers and was 5-of-5 at the line.

• **JSU:** Record his **second career double-double with 17 points and a 10 rebounds** to tie his career high ... Had 8 and 7 in the first half ... Was 2-of-3 from 3-point and 6-of-7 at the line while adding two steals.

• **vs FRESNO ST:** Scored 11 points - 9 in the second half ... with three assists ... During the 22-6 run to start the second half, Knox drained three 3-pointers and dished out two assists.

• **vs TEXAS TECH:** Had a breakthrough game, scoring 20 points - one shy of his career high - by going 8-of-11 from the field (3-of-4 3PT) ... Added six rebounds and two steals.

CAREER DOUBLE-DOUBLES (2)

SOPH	(1)
11/11/25	CENTRAL ARKANSAS 19 pts 10 reb
11.21.25	JACKSON STATE 17 pts 10 reb



SEC Preseason All-SEC
Media & Coaches (3rd Tm)

MARCH MADNESS Andy Katz's National
Top 10 Sophomores

KNOX'S PERSONAL BESTS

POINTS

Season: 20 vs Texas Tech (12/13/25)

Career: 21 vs UMS (11/25/24)

SEC: 17 at Texas A&M (02/15/25)

FG MADE

Season: 8 vs Texas Tech (12/13/25)

Career: 9 vs UMS (11/25/24)

SEC: 7 at Texas A&M (02/15/25)

FG ATTEMPTED

Season: 11 vs Texas Tech (12/13/25)

Career: 14 vs UMS (11/25/24)

SEC: 9 at Texas A&M (02/15/25)

3-POINT FG MADE

Season: 4 vs UCA (11/11/25)

Career: 4 (2x) LAST vs UCA (11/11/25)

SEC: 3 at Texas A&M (02/15/25)

3-PT FG ATTEMPTS

Season: 6 vs UCA (11/11/25)

Career: 8 vs UMS (11/25/24)

SEC: 5 at Missouri (01/18/25)

FT MADE

Season: 5 (2x) LAST vs Jackson St (11/21/25)

Career: 11 vs Georgia (01/22/25)

SEC: 11 vs Georgia (01/22/25)

FT ATTEMPTED

Season: 7 vs Jackson St (11/21/25)

Career: 13 vs Georgia (01/22/25)

SEC: 13 vs Georgia (01/22/25)

REBOUNDS

Season: 10 (2x) LAST vs Jackson St (11/21/25)

Career: 10 (2x) LAST vs Jackson St (11/21/25)

SEC: 8 vs LSU (02/12/25)

ASSISTS

Season: 4 at Michigan State (11/08/25)

Career: 5 at South Carolina (03/01/25)

SEC: 5 at South Carolina (03/01/25)

STEALS

Season: 2 (2x) LAST vs Texas Tech (12/13/25)

Career: 2 (5x) LAST vs Texas Tech (12/13/25)

SEC: 2 (3x) LAST at Auburn (02/19/25)

BLOCKED SHOTS

Season: 1 vs UCA (11/11/25)

Career: 4 vs St. John's (03/22/25)

SEC: 2 at Vanderbilt (03/04/25)

MINUTES

Season: 35:00 vs Texas Tech (12/13/25)

Career: 36:13 vs Missouri (02/22/25)

SEC: 36:13 vs Missouri (02/22/25)

KARTER KNOX 2025-26 GAME STATS

Opponent	Date	GS	Min	FG	FGA	Pct	3FG	3A	Pct	FT	FTA	Pct	O	D	Tot	Avg	PF	FO	A	TO	Blk	Stl	Pts	Avg
SOUTHERN		DNP-Inj																						
at Michigan St.	11/08/25		19	0	1	.000	0	1	.000	0	0	.000	0	4	4	4.0	2	0	4	4	0	1	0	0.0
CENTRAL ARKANSAS	11/11/25	*	24	5	8	.625	4	6	.667	5	5	1.000	3	7	10	7.0	4	0	1	2	1	1	19	9.5
SAMFORD	11/14/25	*	28	2	5	.400	0	1	.000	0	0	.000	1	5	6	6.7	1	0	2	2	0	0	4	7.7
WINTHROP	11/18/25	*	24	3	7	.429	1	2	.500	2	2	1.000	1	2	3	5.8	2	0	1	2	0	1	9	8.0
JACKSON ST.	11/21/25	*	18	5	10	.500	2	3	.667	5	7	.714	1	9	10	6.6	2	0	1	1	0	2	17	9.8
vs Duke	11/27/25	*	23	1	4	.250	0	2	.000	0	0	.000	1	1	2	5.8	3	0	0	1	0	1	2	8.5
LOUISVILLE	12/03/25	*	21	2	9	.222	1	2	.500	0	0	.000	2	3	5	5.7	2	0	0	0	1	1	5	8.0
vs Fresno St.	12/06/25	*	24	4	9	.444	3	5	.600	0	0	.000	1	3	4	5.5	2	0	3	2	1	1	11	8.4
vs Texas Tech	12/13/25	*	35	8	11	.727	3	4	.750	1	3	.333	2	4	6	5.6	2	0	1	0	2	2	20	9.7
Totals			8	216	30	.64	14	26	.538	13	17	.765	12	38	50	5.6	20	0	13	14	5	10	87	9.7

KARTER KNOX CAREER STATISTICS

Year	GP	GS	Min	Avg	FG	FGA	Pct	3FG	3FGA	Pct	FT	FTA	Pct	Off	Def	Tot	Avg	PF	FO	Ast	TO	Blk	Stl	Pts	Avg
2024-25	36	24	861	23.9	96	208	.462	35	100	.350	73	91	.802	24	95	119	3.3	68	0	37	41	17	21	300	8.3
2025-26	9	8	216	24.0	30	64	.469	14	26	.538	13	17	.765	12	38	50	5.6	20	0	13	14	5	10	87	9.7
TOTAL	45	32	1077	23.9	126	272	.463	49	126	.389	86	108	.796	36	133	169	3.8	88	0	50	55	22	31	387	8.6

12 MALIQUE EWIN

6-10, 240, Sr., F || Lawrenceville, Ga. || Berkmar HS || Florida State

@MaliqueEwin

@officialmaliquee

Pronounced: You-In ... Major: Sociology ... Born May 13, 2003, in Fort Lauderdale, Fla. ... Son of Natasha Lewis and Denver Flex Ewin ... Is the third youngest of eight siblings - two sisters (Brittney and Breanna Lewis) and four brothers (Matthew Lewis, Denver Ewin, Tracy Lewis and Jahari Johnson) ... Earned an Associates of Arts Degree in General Studies from South Plains Community College in May 2024.

• Played at Florida State last season (2024-25), played one season at South Plains (Texas) CC (2023-24), and played one season at Ole Miss (2022-23).

• **LAST YEAR at FSU:** Led the ACC and ranked 17th nationally by shooting 59.6% from the field and led the Seminoles by averaging 7.6 rebounds ... Ranked third in the ACC (45th nationally) in offensive rebounding (3.07) ... Ranked second on the team by averaging 14.2 points ... Scored in double figures 23 times, including a streak of 17 straight ... Led his team in rebounding 17 times.

• **1 of 20 on the Kareem Abdul-Jabbar Award (nation's top center) watch list**

• **Made his first 15 free throw attempts of the season before missing his last two versus Louisville ... is 15-of-17 for the season.**

2025-26 HIGHLIGHTS:

• **JSU:** Scored a **season-high 21 points** - his fifth career 20-point game - with three assists and two steals ... Scored 17 in the second half ... **Made his first career 3-pointer** (on just his second career attempt from deep) ... Was 8-of-9 from the field - with five dunks - and 4-of-4 from the line.

• **LOUISVILLE:** Had an impressive game in the win over Louisville, scoring 12 points and grabbing nine rebounds ... Was 3-of-4 from the field and 6-of-8 at the line ... Pulled down seven offensive rebounds, his 3rd-best effort on the offensive end for his career ... Inside the last three minutes (with Arkansas up 6), Ewin had two offensive rebounds and was 4-of-6 of the line.

• **vs TEXAS TECH:** Turned in a solid game with nine points (4-of-5 FG) with six rebounds ... Kept Arkansas in the game in the first half, scoring seven points (3-of-3 FG) with five rebounds, an assist and a blocked shot.

CAREER DOUBLE-DOUBLES (9)

JUNIOR (at FSU)	(9)
12/02/24 at LSU	17 pts 17 reb
12/17/24 WINTHROP	21 pts 15 reb
01/08/25 at Miami (Fla.)	20 pts 10 reb
01/11/25 at Clemson	15 pts 10 reb
01/15/25 PITTSBURGH	18 pts 13 reb
01/18/25 GEORGIA TECH	17 pts 11 reb
01/22/25 at Cal	16 pts 10 reb
02/04/25 NOTRE DAME	18 pts 10 reb
02/12/25 at Wake Forest	14 pts 12 reb

^ - consecutive games

- back-to-back games



EWIN'S PERSONAL BESTS

POINTS

Season: 21 vs Jackson State (11/21/25)

Career: 26 vs SMU (03/08/25)

SEC:

FG MADE

Season: 8 vs Jackson State (11/21/25)

Career: 11 at NC State (01/27/24)

SEC:

FG ATTEMPTED

Season: 9 vs Jackson State (11/21/25)

Career: 15 at Cal (01/22/25)

SEC:

3-POINT FG MADE

Season: 1 vs Jackson State (11/21/25)

Career: 1 vs Jackson State (11/21/25)

SEC:

3-PT FG ATTEMPTS

Season: 1 vs Jackson State (11/21/25)

Career: 1 (2x) LAST vs Jackson State (11/21/25)

SEC:

FT MADE

Season: 6 vs Louisville (12/03/25)

Career: 10 at Stanford (01/25/25)

SEC:

FT ATTEMPTED

Season: 8 vs Louisville (12/03/25)

Career: 12 at Stanford (01/25/25)

SEC:

REBOUNDS

Season: 9 vs Louisville (12/03/25)

Career: 17 at LSU (12/03/24)

SEC:

ASSISTS

Season: 3 vs Jackson State (11/21/25)

Career: 4 (2x) LAST vs Georgia Tech (01/18/25)

SEC:

STEALS

Season: 2 vs Jackson State (11/21/25)

Career: 3 (3x) LAST: vs Miami (Fla.) (02/18/25)

SEC:

BLOCKED SHOTS

Season: 2 vs Fresno State (12/06/25)

Career: 5 vs UCF (12/14/22)

SEC:

MINUTES

Season: 23:06 vs UCA (11/11/25)

Career: 36:34 at Wake Forest (02/12/25)

SEC:

MALIQUE EWIN 2025-26 GAME STATS

Opponent	Date	GS	Min	FG	FGA	Pct	3FG	3A	Pct	FT	FTA	Pct	O	D	Tot	Avg	PF	FO	A	TO	Blk	Stl	Pts	Avg
SOUTHERN	11/03/25	17	2	3	.667	0	0	.000	2	2	1.000	3	1	4	4.0	2	0	0	0	0	1	6	6.0	
at Michigan St.	11/08/25	16	2	3	.667	0	0	.000	0	0	.000	2	0	2	3.0	2	0	0	1	1	1	4	5.0	
CENTRAL ARKANSAS	11/11/25	23	4	5	.800	0	0	.000	2	2	1.000	0	5	5	3.7	3	0	0	1	0	1	10	6.7	
SAMFORD	11/14/25	7	1	3	.333	0	0	.000	0	0	.000	0	0	0	2.8	2	0	0	1	1	0	2	5.5	
WINTHROP	11/18/25	*	7	1	2	.500	0	0	.000	0	0	.000	2	1	3	2.8	1	0	0	1	1	0	2	4.8
JACKSON ST.	11/21/25	14	8	9	.889	1	1	1.000	4	4	1.000	1	2	3	2.8	2	0	3	1	1	2	21	7.5	
vs Duke	11/27/25	20	3	7	.429	0	0	.000	1	1	1.000	2	1	3	2.9	3	0	1	1	0	0	7	7.4	
LOUISVILLE	12/03/25	17	3	4	.750	0	0	.000	6	8	.750	7	2	9	3.6	1	0	1	0	0	1	12	8.0	
vs Fresno St.	12/06/25	17	4	6	.667	0	0	.000	1	2	.500	3	2	5	3.8	3	0	0	2	0	9	8.1		
vs Texas Tech	12/13/25	18	4	5	.800	0	0	.000	1	2	.500	4	2	6	4.0	2	0	1	1	1	0	9	8.2	
Totals		1	156	32	47	.681	1	1	1.000	17	21	.810	24	16	40	4.0	21	0	6	7	7	6	82	8.2

MALIQUE EWIN CAREER DIVISION I STATISTICS

Year	GP	GS	Min	Avg	FG	FGA	Pct	3FG	3FGA	Pct	FT	FTA	Pct	Off	Def	Tot	Avg	PF	FO	Ast	TO	Blk	Stl	Pts	Avg
2022-23 (OM)	14	0	86	6.1	8	14	.571	0	0	.000	4	5	.800	3	13	16	1.1	5	0	5	7	8	1	20	1.4
2024-25 (FSU)	30	30	785	26.2	174	292	.596	0	1	.000	79	121	.653	92	137	229	7.6	86	2	52	58	24	26	427	14.2
2025-26 (ARK)	10	1	156	15.6	32	47	.681	1	1	1.000	17	21	.810	24	16	40	4.0	21	0	6	7	7	6	82	8.2
TOTAL	54	31	1027	19.0	214	353	.606	1	2	.500	100	147	.680	119	166	285	5.3	112	2	63	72	39	33	529	9.8

NOTE: Played his sophomore season (2023-24) at South Plains CC

21 D.J. WAGNER

6-4, 190, Jr., G || Camden N.J. || Camden HS || Kentucky

@dg_wag21

Major: Communications ... Born May 4, 2005 in Camden, N.J. ... Son of Syreeta Brittingham and Dajuan Wagner, who played basketball at Memphis for John Calipari and was drafted sixth overall by the Cleveland Cavaliers in 2002 ... Grandfather is Milt Wagner who won a national championship at Louisville in 1986 (with Kenny Payne) and was a second round pick by the Dallas Mavericks in 1986 ... Siblings are Dayonni Wagner and former Kentucky/Arkansas teammate Kareem Watkins.

• **LAST YEAR:** The only Razorback to start all 36 games and just 1 of 3 to play all 36 games ... Averaged 11.2 points, 2.7 rebounds and 3.64 assists ... Led the team with 131 total assists, led the team in assists 16 times and had at least three assists 26 times (including 13 times with 5-plus assists) ... Scored in double figures 22 times ... Ranked 2nd in the SEC in minutes (34:32) ... Led Arkansas' late-season run to the Sweet 16 ... In those final 18 games, averaged: 34.9 min • 12.2 pts • 4.6 assists • 50-60 FT (83.3%).

- John R. Wooden Award Watch List (1 of 50)
- Named preseason All-SEC third team by the league's media AND coaches

2025-26 HIGHLIGHTS:

- **SOUTHERN:** Tied for the team lead with seven assists.
- **at MICHIGAN STATE:** Scored 13 points and led the team with three steals.
- **SAMFORD:** Scored 10 points, including two free throws with 40 seconds left to secure the win.
- **JSU:** Stuffed the stat sheet with a **season-high 16 points while tying season highs with seven assists and three steals** ... Was a team-best +50 in the 64-point win ... Was 6-of-6 from the field (2-of-2 from 3PT) and 2-of-2 at the line.
- **vs FRESNO STATE:** Scored 12 points, missed his first missed his first four 3-point attempts but was 2-of-3 from deep to finish the game.



SEC Preseason All-SEC Media & Coaches (3rd Tm)

WAGNER'S PERSONAL BESTS

POINTS

Season: 16 vs Jackson State (11/21/25)
Career: 28 vs Marshall (11/24/23)
SEC: 24 vs Mississippi State (03/08/25)

FG MADE

Season: 6 vs Jackson State (11/21/25)
Career: 10 vs Marshall (11/24/23)
SEC: 8 vs Georgia (01/20/24)

FG ATTEMPTED

Season: 7 vs UCA (11/1/25)
Career: 15 at Texas A&M (01/13/24)
SEC: 15 at Texas A&M (01/13/24)

3-POINT FG MADE

Season: 2 (3x) LAST: vs Jackson State (11/21/25)
Career: 4 vs Arkansas (03/02/24)
SEC: 4 vs Arkansas (03/02/24)

3-PT FG ATTEMPTS

Season: 8 vs Fresno St (12/06/25)
Career: 8 (2x) LAST vs Fresno St (12/06/25)
SEC: 5 (3x) LAST vs Ole Miss (01/08/25)

FT MADE

Season: 3 (2x) LAST: vs Samford (11/14/25)
Career: 8 vs Missouri (02/22/25)
SEC: 8 vs Missouri (02/22/25)

FT ATTEMPTED

Season: 4 (2x) LAST: at Samford (11/14/25)
Career: 10 vs Missouri (02/22/25)
SEC: 10 vs Missouri (02/22/25)

REBOUNDS

Season: 4 vs Southern (11/03/25)
Career: 6 (3x) LAST vs UTSA (12/07/24)
SEC: 4 (3x) LAST vs Oklahoma (01/25/25)

ASSISTS

Season: 7 (2x) LAST vs Jackson State (11/21/25)
Career: 10 vs Georgia (01/20/24)
SEC: 10 vs Georgia (01/20/24)

STEALS

Season: 3 (2x) LAST vs Jackson State (11/21/25)
Career: 4 vs Troy (1/13/24)
SEC: 3 at South Carolina (01/23/24)

BLOCKED SHOTS

Season: 2 vs Jackson State (11/21/25)
Career: 2 (2x) LAST vs Jackson State (11/21/25)
SEC: -

MINUTES

Season: 31:39 vs Southern (11/03/25)
Career: 40:00 vs Kansas (03/20/25)
SEC: 38:51 vs Texas (02/26/25)

D.J. WAGNER 2025-26 GAME STATS

Opponent	Date	GS	Min	FG	FGA	Pct	3FG	3A	Pct	FT	FTA	Pct	O	D	Tot	Avg	PF	FO	A	TO	Blk	Stl	Pts	Avg
SOUTHERN	11/03/25	*	32	3	11	.273	2	7	.286	0	0	.000	0	4	4	4.0	3	0	7	2	1	2	8	8.0
at Michigan St.	11/08/25	*	31	4	6	.667	2	4	.500	3	4	.750	0	2	2	3.0	2	0	3	1	0	3	13	10.5
CENTRAL ARKANSAS	11/11/25	*	30	2	7	.286	1	4	.250	2	2	1.000	0	3	3	3.0	1	0	4	1	0	1	7	9.3
SAMFORD	11/14/25	*	28	3	5	.600	1	2	.500	3	4	.750	0	3	3	3.0	1	0	2	0	0	1	10	9.5
WINTHROP	11/18/25	*	19	0	5	.000	0	2	.000	2	2	1.000	0	1	1	2.6	1	0	1	0	1	1	2	8.0
JACKSON ST.	11/21/25	*	28	6	6	1.000	2	2	1.000	2	2	1.000	0	0	0	2.2	0	0	7	1	2	3	16	9.3
vs Duke	11/27/25	*	16	1	5	.200	0	3	.000	1	1	1.000	0	1	1	2.0	0	0	3	0	0	1	3	8.4
LOUISVILLE	12/03/25	*	19	2	8	.250	1	3	.333	0	2	.000	0	1	1	1.9	1	0	0	1	0	1	5	8.0
vs Fresno St.	12/06/25	*	30	4	10	.400	2	8	.250	2	2	1.000	0	0	0	1.7	2	0	0	2	1	0	12	8.4
vs Texas Tech	12/13/25	*	28	2	5	.400	0	1	.000	0	0	.000	0	0	0	1.5	2	0	1	1	0	1	4	8.0
Totals			10	261	27	.68	.397	11	.36	.306	15	.789	0	15	15	1.5	13	0	28	9	5	14	80	8.0

D.J. WAGNER CAREER STATISTICS

Year	GP	GS	Min	Avg	FG	FGA	Pct	3FG	3FGA	Pct	FT	FTA	Pct	Off	Def	Tot	Avg	PF	FO	Ast	TO	Blk	Stl	Pts	Avg
2023-24 (UK)	29	28	748	25.8	105	259	.405	28	96	.292	49	64	.766	5	49	54	1.7	45	1	96	43	5	24	287	9.9
2024-25 (ARK)	36	36	1245	34.6	147	367	.401	41	135	.304	67	82	.817	11	86	97	2.7	51	0	131	80	2	35	402	11.2
2025-26 (ARK)	10	10	261	26.1	27	68	.397	11	36	.306	15	19	.789	0	15	15	1.5	13	0	28	9	5	14	80	8.0
TOTAL	75	74	2254	30.1	279	694	.402	80	240	.333	131	165	.794	16	150	166	2.2	109	1	255	132	12	73	769	10.3

23 NICK PRINGLE


6-10, 230, Grad. Sr., F // Seabrook, S.C. // Whale Branch HS // South Carolina

Graduated from Alabama in 2024 with a degree in Communication Studies and is pursuing a second undergraduate degree in Arts & Sciences ... Born Sept. 16, 2001, in Seabrook, S.C. ... Son of Kwajalean Pringle ... Brother, Trey Pringle ... Cousin Dee Delaney plays for the Buffalo Bills, cousin Dee Hazel plays football at Chowan, cousin KJ Chisholm plays football at Jackson State and cousin Amori Pringle owns a clothing brand.

Played at South Carolina in 2024-25 ... Spent two seasons at Alabama (2022-23 and 2023-24), one season at Dodge City CC (2021-22) and one season at Wofford (2020-21) ... Was part of Alabama's 2024 NCAA Final Four team, averaging 6.2 rebounds per game throughout the Crimson Tide's run in the NCAA Tournament.


2025-26 HIGHLIGHTS:

- at MICHIGAN STATE: Led the team with seven rebounds, including four offensive, and led the team with three blocked shots, tying his career high.
- UCA: Just missed a double-double with 9 points and 8 rebounds, going 3-of-3 from the field and 3-of-4 at the line.
- WINTHROP: Scored 13 points - including four of the Hg's final six - and grabbed seven rebounds ... Was 5-of-5 from the field and 3-of-4 from the line ... Down five, he scored off a Trevon Brazile assist ... Then, with 11.9 seconds left, he scored a fastbreak layup that was the game-winner.
- vs FRESNO ST: Led the team with seven rebounds.



CAREER DOUBLE-DOUBLES (9)

FRESHMAN (at WOF)		(1)
11/28/20	CARVER	17 pts 11 reb
JUNIOR (at BAMA)		(2)
02/18/23	GEORGIA	19 pts 12 reb
03/16/23	vs A&M-Corpus Christi	19 pts 15 reb
SENIOR (at BAMA)		(3)
03/09/24	ARKANSAS	# 10 pts 10 reb
03/15/24	vs Florida	# 12 pts 10 reb
03/30/24	vs Clemson	16 pts 11 reb
GRAD SR (at SC)		(3)
11/16/24	at Indiana	13 pts 11 reb
01/11/25	AUBURN	12 pts 10 reb
03/08/25	at Tennessee	14 pts 16 reb
# - back-to-back games		



PRINGLE'S PERSONAL BESTS

POINTS

Season: 13 vs Winthrop (11/18/25)
Career: 19 (3x) LAST: vs USC Upstate (12/14/24)
SEC: 18 vs Arkansas (03/01/25)

FG MADE

Season: 5 vs Winthrop (11/18/25)
Career: 8 vs Georgia (02/18/23)
SEC: 7 vs Arkansas (03/01/25)

FG ATTEMPTED

Season: 7 vs Southern (11/03/25)
Career: 13 vs Florida (02/21/24)
SEC: 13 vs Florida (02/21/24)

3-POINT FG MADE

Season: --

Career: --

SEC: --

3-PT FG ATTEMPTS

Season: --

Career: 2 at Tennessee (03/08/25)

SEC: 2 at Tennessee (03/08/25)

FT MADE

Season: 4 vs Jackson State (11/21/25)

Career: 10 vs Radford (12/22/24)

SEC: 6 (3x) LAST at Tennessee (03/08/25)

FT ATTEMPTED

Season: 5

Career: 13 vs Jackson State (11/21/25)

SEC: 10 vs Arkansas (03/09/24)

REBOUNDS

Season: 8 (2x) vs UCA (11/11/25)

Career: 15 vs A&M-Corpus Christi (03/16/23)

SEC: 14 at Tennessee (03/08/25)

ASSISTS

Season: 3

Career: 4 vs Jackson State (11/21/25)

SEC: 3 (3x) vs Radford (12/22/24)

SEC: 3 (3x) vs Florida (01/22/25)

STEALS

Season: 2

Career: 3 (2x) at Michigan State (11/08/25)

SEC: 3 LAST: vs Florida (02/08/23)

BLOCKED SHOTS

Season: 3

Career: 3 (4x) at Michigan St (11/08/25)

SEC: 2 (3x) LAST vs Arkansas (03/09/24)

MINUTES

Season: 28:12

Career: 35:11 at Michigan State (11/08/25)

SEC: 35:11 vs Arkansas (03/09/24)

NICK PRINGLE 2025-26 GAME STATS

Opponent	Date	GS	Min	FG	FGA	Pct	3FG	3A	Pct	FT	FTA	Pct	O	D	Tot	Avg	PF	FO	A	TO	Blk	Stl	Pts	Avg
SOUTHERN	11/03/25	*	24	4	7	.571	0	0	.000	0	0	.000	3	5	8	8.0	3	0	0	0	0	0	8	8.0
at Michigan St.	11/08/25	*	28	2	2	1.000	0	0	.000	2	4	.500	4	3	7	7.5	5	1	1	1	3	2	6	7.0
CENTRAL ARKANSAS	11/11/25	*	23	3	3	1.000	0	0	.000	3	4	.750	1	7	8	7.7	1	0	0	1	0	0	9	7.7
SAMFORD	11/14/25	*	18	0	1	.000	0	0	.000	0	0	.000	0	1	1	6.0	2	0	0	0	0	0	0	5.8
WINTHROP	11/18/25	*	28	5	5	1.000	0	0	.000	3	4	.750	1	6	7	6.2	3	0	0	1	2	0	13	7.2
JACKSON ST.	11/21/25	*	22	0	0	.000	0	0	.000	4	5	.800	1	4	5	6.0	1	0	3	0	0	1	4	6.7
vs Duke	11/27/25	*	19	1	3	.333	0	0	.000	1	1	1.000	1	0	1	5.3	5	1	2	1	0	0	3	6.1
LOUISVILLE	12/03/25	*	23	1	3	.333	0	0	.000	0	0	.000	1	3	4	5.1	1	0	0	1	0	0	2	5.6
vs Fresno St.	12/06/25	*	23	1	2	.500	0	0	.000	0	0	.000	1	6	7	5.3	2	0	1	0	0	0	2	5.2
vs Texas Tech	12/13/25	*	11	1	2	.500	0	0	.000	0	4	.000	2	2	4	5.2	2	0	1	1	0	0	2	4.9
Totals			9	219	18	.643	0	0	.000	13	22	.591	15	37	52	5.2	25	2	8	6	5	3	49	4.9

NICK PRINGLE CAREER DIVISION I STATISTICS

Year	GP	GS	Min	Avg	FG	FGA	Pct	3FG	3FGA	Pct	FT	FTA	Pct	Off	Def	Tot	Avg	PF	FO	Ast	TO	Blk	Stl	Pts	Avg
2020-21 (WOF)	15	0	92	6.2	13	22	.591	0	2	.000	4	11	.364	13	19	32	2.1	13	0	2	9	1	8	30	2.0
2022-23 (BAMA)	36	0	289	8.0	50	59	.847	0	0	.000	26	55	.473	37	74	111	3.1	59	0	7	17	15	8	126	3.5
2023-24 (BAMA)	34	16	626	18.4	86	138	.623	0	0	.000	60	108	.556	74	101	175	5.1	89	5	24	34	23	11	232	6.8
2024-25 (SC)	32	32	786	24.6	103	180	.572	0	3	.000	97	148	.655	60	141	201	6.3	87	3	36	46	14	16	303	9.5
2025-26 (ARK)	10	9	219	21.9	18	28	.643	0	0	.000	13	22	.591	15	37	52	5.2	25	2	8	6	5	3	49	4.9
TOTAL	127	57	2015	15.9	270	427	.632	0	5	.000	200	344	.581	199	372	571	4.5	273	10	77	112	58	46	740	5.8

NOTE: Played his sophomore season (2021-22) at Dodge City CC

24 BILLY RICHMOND III

6-6, 205, W, So. || Memphis, Tenn. || Camden (N.J.) HS

@BillyRichmondI
@billyyyz

Major: Communications ... Born on April 11, 2006, in Memphis, Tenn. ... Son of Billy Richmond Jr. and Kimberly Thomas ... Siblings: Brother, Trevor Richmond ... Sisters: Kristian Richmond and McKenzie Thomas ... His father, Billy Jr., played for John Calipari with the Memphis Tigers (2002-04).

» Participated in 2025 Chris Paul and Jayson Tatum High School and College Elite Camps

- 1 of 3 Razorbacks to play all 36 games last season
- Arkansas' most versatile player as he can (and has played) point guard, shooting guard, small forward and power forward positions.

• Coach Cal has coined the term "BILLY G.O.A.T." when Richmond has a big dunk or high-energy play.

- Made 2 3-pointers last year (2-of-16) and has already made 4 this season (4-of-15)

2025-26 HIGHLIGHTS:

- **SOUTHERN:** Earned his first career start.
- **at MICHIGAN STATE:** Played a career-high 28:31 and scored 8 points with 6 rebounds ... Made his 3rd career 3-pointer.
- **SAMFORD:** Coach Calipari said Billy changed the complexion of the game with his play ... Sparked a 12-0 run - getting three offensive rebounds, a basket and a steal - midway in the second half to give Arkansas its largest lead of 15 (68-54) with 7:08 left ... Finished with 10 points and five rebounds.
- **WINTHROP:** Only scored six points with one rebound, but still affected the outcome ... Scored four of his six point inside the final 4:30, including two free throws and a driving layup.
- **JSU:** Had one of his best statistical career games ... Scored a **season-high 14 points** (one shy of his career best) ... Helped creat separation in the first half with its energy and three dunks - one on a long offensive rebound ... **Tied career highs for FG made (6), FGA (9) and steals (2)** while going 3-of-4 at the line.
- **vs DUKE:** Had a "typical" Billy game, bringing his energy and stuffing the stat sheet ... Scored 11 points (4-of-6 FG • 1-2 3PT • 2-2 FT) with five rebounds, two assists, two blocked shots and a steal.
- **vs LOUISVILLE:** In a nine-point win, Richmond was a team-best +20 in 26:37 played ... Was a career-best 6-of-6 at the line and blocked a 3-point shot with 44 seconds left that could have gotten UL to within six.
- **vs FRESNO ST:** Made a big impact in his 11:55 played with two big dunks (3-of-5 FG) and a **season-high four assists**.
- **vs TEXAS TECH:** Tied his season high with four assists, adding two steals.

"One thing not getting talked about enough in regards to Arkansas: Billy Richmond is on track to be one of the top utility players in college basketball during the 2025-26 season."

- Jon Rothstein



RICHMOND'S PERSONAL BESTS

POINTS

Season: 14 vs Jackson St (11/21/25)
Career: 15 vs Ole Miss (03/13/25)
SEC: 10 vs Mississippi State (03/08/25)

FG MADE

Season: 6 vs Jackson St (11/21/25)
Career: 6 (3x) LAST vs Jackson St (11/21/25)
SEC: 4 (2x) LAST at Auburn (02/19/25)

FG ATTEMPTED

Season: 9 vs Jackson St (11/21/25)
Career: 9 (2x) LAST vs Jackson St (11/21/25)
SEC: 7 (2x) LAST at South Carolina (03/01/25)

3-POINT FG MADE

Season: 1 (4x) LAST vs Duke (11/27/25)
Career: 1 (6x) LAST vs Duke (11/27/25)
SEC: --

3-PT FG ATTEMPTS

Season: 3 vs Samford (11/14/25)
Career: 3 vs Samford (11/14/25)
SEC: 1 (5x) LAST vs Mississippi State (03/08/25)

FT MADE

Season: 6 vs Louisville (12/03/25)
Career: 6 (2x) LAST vs Louisville (12/03/25)
SEC: 4 (2x) LAST vs Mississippi State (03/08/25)

FT ATTEMPTED

Season: 6 vs Louisville (12/03/25)
Career: 8 vs Ole Miss (03/13/25)
SEC: 4 (2x) LAST vs Mississippi State (03/08/25)

REBOUNDS

Season: 6 at Michigan State (11/08/25)
Career: 9 vs UMES (11/25/24)
SEC: 6 at Texas A&M (02/15/25)

ASSISTS

Season: 4 vs Fresno St (12/06/25)
Career: 6 vs Mississippi State (03/08/25)
SEC: 6 vs Mississippi State (03/08/25)

STEALS

Season: 2 vs Jackson St (11/21/25)
Career: 2 (6x) LAST vs Jackson St (11/21/25)
SEC: 2 at Vanderbilt (03/04/25)

BLOCKED SHOTS

Season: 2 vs Duke (11/27/25)
Career: 2 (4x) LAST vs Duke (11/27/25)
SEC: 2 vs Mississippi State (03/08/25)

MINUTES

Season: 28:31 at Michigan State (11/08/25)
Career: 28:31 vs Michigan State (11/08/25)
SEC: 27:50 vs Mississippi State (03/08/25)

BILLY RICHMOND III 2025-26 GAME STATS

Opponent	Date	GS	Min	FG	FGA	Pct	3FG	3A	Pct	FT	FTA	Pct	O	D	Tot	Avg	PF	FO	A	TO	Blk	Stl	Pts	Avg
SOUTHERN	11/03/25	*	16	2	4	.500	0	2	.000	2	2	1.000	0	3	3	3.0	5	1	1	1	1	0	6	6.0
at Michigan St.	11/08/25	*	28	3	8	.375	1	4	.250	1	2	.500	2	4	6	4.5	1	0	0	2	1	0	8	7.0
CENTRAL ARKANSAS	11/11/25		20	1	2	.500	1	1	1.000	1	2	.500	1	3	4	4.3	0	0	0	1	0	0	4	6.0
SAMFORD	11/14/25		27	4	7	.571	1	3	.333	1	2	.500	4	1	5	4.5	2	0	0	1	1	1	10	7.0
WINTHROP	11/18/25		20	2	3	.667	0	1	.000	2	2	1.000	1	0	1	3.8	1	0	1	0	0	0	6	6.8
JACKSON ST.	11/21/25		24	6	9	.667	0	1	.000	2	4	.500	3	2	5	4.0	2	0	2	0	1	2	14	8.0
vs Duke	11/27/25		24	4	6	.667	1	2	.500	2	2	1.000	2	3	5	4.1	2	0	2	5	2	1	11	8.4
LOUISVILLE	12/03/25		27	2	4	.500	0	1	.000	6	6	1.000	1	3	4	4.1	4	0	2	2	1	0	10	8.6
vs Fresno St.	12/06/25		12	3	5	.600	0	1	.000	0	0	.000	1	0	1	3.8	1	0	4	1	0	0	6	8.3
vs Texas Tech	12/13/25		18	1	5	.200	0	0	.000	4	4	1.000	2	1	3	3.7	4	0	4	0	0	2	6	8.1
Totals		2	216	28	53	.528	4	16	.250	21	26	.808	17	20	37	3.7	22	1	16	13	7	6	81	8.1

BILLY RICHMOND III CAREER STATISTICS

Year	GP	GS	Min	Avg	FG	FGA	Pct	3FG	3FGA	Pct	FT	FTA	Pct	Off	Def	Tot	Avg	PF	FO	Ast	TO	Blk	Stl	Pts	Avg
2024-25	36	0	631	17.5	81	155	.523	2	16	.125	41	56	.732	35	72	107	3.0	73	2	49	45	15	19	205	5.7
2025-26	10	2	216	21.6	28	53	.528	4	16	.250	21	26	.808	17	20	37	3.7	22	1	16	13	7	6	81	8.1
TOTAL	46	2	847	18.4	109	208	.524	6	32	.188	62	82	.756	52	92	144	3.1	95	3	65	58	22	25	286	6.2

30 ISAIAH SEALY

6-7, 175, W, Fr. // Springdale, Ark. // Springdale HS

@isaiah_sealy

@zaysealy

Major: Communications ... Born May 8, 2007, in Fayetteville ... Son of Oscar Sealy and Jordan Gipson ... Parents played basketball at John Brown University. Has a brother, Tre Irvin, and a sister, Jada Irvin.

A consensus four-star that ranked as high as #68 by ESPN and was the consensus top-rated prospect for the 2025 class ... As a senior, tabbed the Northwest Arkansas Democrat-Gazette's Boys Basketball Player of the Year ... Averaged 17.6 points, 5.1 rebounds and 5.2 assists ... Led Springdale a 6A runner-up finish and 29-4 record ... Also named to the 2025 Arkansas Democrat-Gazette All-Arkansas Preps first team and Arkansas Activities Association 6A All-State team ... As a junior, named to the Arkansas Democrat-Gazette All-Arkansas Preps second team.

2025-26 HIGHLIGHTS:

- **SOUTHERN:** Scored 12 points in his collegiate debut, going 6-of-6 at the free throw line ... With that, it marked first time since freshmen became eligible in 1972-73 that **3 rookie Razorbacks debuted with 10+ points each in the same game** (Acuff 22, Thomas 21 and Sealy 12).
- **JSU:** 1 of 7 Hogs in double figures with 10 points, going 4-of-4 from the field and 2-of-2 at the line. ... Added four rebounds and two assists.
- **vs FRESNO ST:** Got extended minutes (10:08) and took advantage of it with 8 points (2-of-3 FG • 4-of-6 FT), 3 rebounds and two steals in 10:08 played



ISAIAH SEALY 2025-26 GAME STATS

Opponent	Date	GS	Min	FG	FGA	Pct	3FG	3A	Pct	FT	FTA	Pct	O	D	Tot	Avg	PF	FO	A	TO	Blk	Stl	Pts	Avg
SOUTHERN	11/03/25		17	3	6	.500	0	1	.000	6	6	1.000	1	2	3	3.0	2	0	2	0	0	1	12	12.0
at Michigan St.	11/08/25		1	0	0	.000	0	0	.000	0	0	.000	0	0	0	1.5	0	0	0	0	0	0	0	6.0
CENTRAL ARKANSAS	11/11/25		14	1	5	.200	0	2	.000	4	5	.800	1	5	6	3.0	4	0	2	0	0	1	6	6.0
SAMFORD	11/14/25		2	0	1	.000	0	1	.000	1	2	.500	0	0	0	2.3	0	0	0	0	0	1	1	4.8
WINTHROP	11/18/25		DNP																					
JACKSON ST.	11/21/25		15	4	4	1.000	0	0	.000	2	2	1.000	0	4	4	2.6	2	0	2	0	0	0	10	5.8
vs Duke	11/27/25		DNP																					
LOUISVILLE	12/03/25		DNP																					
vs Fresno St.	12/06/25		10	2	3	.667	0	1	.000	4	6	.667	1	2	3	2.7	1	0	0	0	0	2	8	6.2
vs Texas Tech	12/13/25		DNP																					
Totals			0	59	10	19	.526	0	5	.000	17	21	.810	3	13	16	2.7	9	0	6	0	5	37	6.2

SEALY'S PERSONAL BESTS

POINTS

Career: 12 vs Southern (11/03/25)

SEC:

FG MADE

Career: 4 vs Jackson State (11/21/25)

SEC:

FG ATTEMPTED

Career: 6 vs Southern (11/03/25)

SEC:

3-POINT FG MADE

Career: -

SEC:

3-PT FG ATTEMPTS

Career: 1 vs Southern (11/03/25)

SEC:

FT MADE

Career: 6 vs Southern (11/03/25)

SEC:

FT ATTEMPTED

Career: 6 (2x) LAST vs Fresno St (12/06/25)

SEC:

REBOUNDS

Career: 6 vs UCA (11/11/25)

SEC:

ASSISTS

Career: 2 (3x) LAST vs Jackson State (11/21/25)

SEC:

STEALS

Career: 2 vs Fresno St (12/06/25)

SEC:

BLOCKED SHOTS

Career: -

SEC:

MINUTES

Career: 17:19 vs Southern (11/03/25)

SEC:

ISAIAH SEALY CAREER STATISTICS

Year	GP	GS	Min	Avg	FG	FGA	Pct	3FG	3FGA	Pct	FT	FTA	Pct	Off	Def	Tot	Avg	PF	FO	Ast	TO	Blk	Stl	Pts	Avg
2025-26	6	0	59	9.8	10	19	.526	0	5	.000	17	21	.810	3	13	16	2.7	9	0	6	0	0	5	37	6.2

6-4, 195, G, So. || Sun Valley, Calif. || Village Christian HS

- Had a rebound vs Southern (Nov '25) and an assists vs Jackson State (Nov. '25).



Year	GP	GS	Min	Avg	FG	FGA	Pct	3FG	3FGA	Pct	FT	FTA	Pct	Off	Def	Tot	Avg	PF	FO	Ast	TO	Blk	Stl	Pts	Avg
2024-25	4	0	5	1.3	0	1	.000	0	0	.000	0	0	.000	0	0	0	0.0	1	0	0	0	0	0	0	0.0
2025-26	2	0	10	5.0	0	2	.000	0	2	.000	0	0	.000	0	1	1	0.5	3	0	1	0	0	1	0	0.0
TOTAL	6	0	15	2.5	0	3	.000	0	2	.000	0	0	.000	0	1	1	0.2	4	0	1	0	0	1	0	0.0

5-9, 180, G, Fr. || Pittsburgh, Pa. || Woodland Hills HS

- Scored his first career point with a free throw versus Jackson State



Year	GP	GS	Min	Avg	FG	FGA	Pct	3FG	3FGA	Pct	FT	FTA	Pct	Off	Def	Tot	Avg	PF	FO	Ast	TO	Blk	Stl	Pts	Avg
2025-26	2	0	5	2.5	0	2	.000	0	1	.000	1	2	.500	0	0	0	0.0	0	0	0	0	0	0	1	0.5

5-10, 170, G, So. // Memphis, Tenn. // Northpoint (Miss.) Christian School


LAST YEAR: Grabbed a rebound vs UMES and scored his first collegiate points versus NC A&T.



Year	GP	GS	Min	Avg	FG	FGA	Pct	3FG	3FGA	Pct	FT	FTA	Pct	Off	Def	Tot	Avg	PF	FO	Ast	TO	Blk	Stl	Pts	Avg
2024-25	2	0	4	2.0	1	3	.333	0	1	.000	0	0	.000	1	0	1	0.5	0	0	0	0	0	0	2	1.0
2025-26	2	0	4	2.0	0	0	.000	0	0	.000	0	0	.000	0	0	0	0.0	0	0	0	0	0	0	0	0.0
TOTAL	4	0	8	2.0	1	3	.333	0	1	.000	0	0	.000	1	0	1	0.3	0	0	0	0	0	0	2	0.5

7-0. 285. C. Fr. // Tuzla, Bosnia and Herzegovina

- Scored his first career points with a free throw versus Southern and made another versus Jackson State



Year	GP	GS	Min	Avg	FG	FGA	Pct	3FG	3FGA	Pct	FT	FTA	Pct	Off	Def	Tot	Avg	PF	FO	Ast	TO	Blk	Stl	Pts	Avg
2025-26	2	0	7	3.5	0	0	.000	0	0	.000	2	4	.500	0	0	0	0.0	0	0	0	2	0	1	2	1.0

6-7, 205, W, Fr. // Beirut, Lebanon

[illegible]

7-1, 225, W, Fr. || Luanda, Angola || West Oaks (Orlando, Fla.) Academy

- ESPN rated him as the #50 prospect in the nation for the 2025 class as well as the sixth-best center

[illegible]

ARKANSAS RAZORBACKS

2025-26 SEASON RESULTS & LEADERS

RECORD:	OVERALL	HOME	AWAY	NEUTRAL
ALL GAMES	8-2	6-0	0-1	2-1
CONFERENCE	0-0	0-0	0-0	0-0
NON-CONFERENCE	8-2	6-0	0-1	2-1

DATE	TIME (CT)	R A N K	OPPONENT	TV	RESULT	ATTEND	RECORD	(SEC)	HIGH POINTS	HIGH REBOUNDS
11/03/25	6:00 pm	14/15 -/-	SOUTHERN	SEC Network	W 109-77	19200	1-0	-	(25)Trevon Brazile	(11)Trevon Brazile
11/08/25	6:00 pm	14/15 22/21	at Michigan State	FOX	66-69 L	14797	1-1	-	(16)Meleek Thomas (16)Darius Acuff Jr.	(7)Nick Pringle
11/11/25	7:00 pm	21/21 -/-	CENTRAL ARKANSAS	SEC Network Plus	W 93-56	19200	2-1	-	(21)Darius Acuff jr.	(10)Karter Knox
11/14/20	7:00 pm	21/21 -/-	SAMFORD	SEC Network Plus	W 79-75	19200	3-1	-	(20)Darius Acuff Jr.	(8)Meleek Thomas
11/18/25	7:00 pm	21/22 -/-	WINTHROP	SEC Network Plus	W 84-83	19200	4-1	-	(26)Meleek Thomas	(8)Trevon Brazile
11/21/25	7:00 pm	21/22 -/-	JACKSON STATE	SEC Network Plus	W 115-61	19200	5-1	-	(21)Malique Ewin	(10)Karter Knox
11/27/25	7:00 pm	@ 22/21 4/4	vs Duke	CBS	71-80 L	10766	5-2	-	(21)Darius Acuff Jr.	(11)Trevon Brazile
12/03/25	6:00 pm	% 25/23 6/6	LOUISVILLE	ESPN	W 89-80	19200	6-2	-	(21)Trevon Brazile	(9)Malique Ewin
12/06/25	3:00 pm	& 25/23 -/-	vs FRESNO STATE	SEC Network Plus	W 82-58	11534	7-2	-	(18)Darius Acuff Jr.	(7)Nick Pringle
12/13/25	11:00 am	+ 17/17 16/16	vs Texas Tech	ESPN2	W 93-86	8277	8-2	-	(24)Trevon Brazile	(10)Trevon Brazile
12/16/25	8:00 pm	17/17 -/-	QUEENS	SEC Network						
12/20/25	4:30 pm	! 14/14 8/8	vs Houston	CBS						
12/29/25	7:00 pm		JAMES MADISON	SEC Network Plus						
01/03/26	2:00 pm	*	TENNESSEE	ESPN2						
01/07/26	8:00 pm	*	at Ole Miss	SEC Network						
01/10/26	5:00 pm	*	at Auburn	ESPN/2						
01/14/26	8:00 pm	*	SOUTH CAROLINA	SEC Network						
01/17/26	3:00 pm	*	at Georgia	ESPN/2/U						
01/20/26	8:00 pm	*	VANDERBILT	ESPN/2/U						
01/24/26	7:30 pm	*	LSU	SEC Network						
01/27/26	6:00 pm	*	at Oklahoma	ESPN/2						
01/31/26	5:30 pm	*	KENTUCKY	ESPN						
02/07/26	11:00 am	*	at Mississippi State	ESPN/2						
02/10/26	8:00 pm	*	at LSU	SEC Network						
02/14/26	7:30 pm	*	AUBURN	ESPN/2						
02/18/26	6:00 pm	*	at Alabama	ESPN/2/U						
02/21/26	3/3:30 pm	*	MISSOURI	ESPN/2						
02/25/26	8:00 pm	*	TEXAS A&M	ESPN/2/U						
02/28/26	7:30 pm	*	at Florida	ESPN/2						
03/04/26	6:00 pm	*	TEXAS	ESPN/2/U						
03/07/25	11:00 am	*	at Missouri	ESPN/2/U						
03/11-15/26	^		SEC Tournament							
03/19-22/26			NCAA Championship 1st & 2nd Rds							
03/26-29/26			NCAA Championship Regionals							
04/4 & 6/26			NCAA Final Four & Championship							

Home Games in CAPS | * - Southeastern Conference game | @ - CBS Thanksgiving Classic (Chicago - United Center) | % - SEC/ACC Challenge | & - at North Little Rock (Simmons Bank Arena) |
+ Revocruit Rematch (Dallas - American Airlines Center) | ! - Never Forget Classic (Newark - Prudential Center) | ^ - SEC Tournament (Nashville - Bridgestone Arena)

ATTENDANCE SUMMARY	GAMES	TOTALS	AVG/GAME
HOME	6	115600	19267
AWAY	1	14797	14797
NEUTRAL	3	30577	10192
TOTAL	10	160974	16097

ARKANSAS RAZORBACKS

2025-26 COMBINED REPORT

RECORD:	OVERALL	HOME	AWAY	NEUTRAL
ALL GAMES	8-2	6-0	0-1	2-1
CONFERENCE	0-0	0-0	0-0	0-0
NON-CONFERENCE	8-2	6-0	0-1	2-1

##	Player	GPGS	Min	Avg	• TOTAL •			• 3-PTS •			• REBOUNDS •																
					FG	FGA	Pct	3FG	FGA	Pct	FT	FTA	Pct	Off	Def	Tot	Avg	PF	FO	A	TO	Blk	St	Pts	Avg		
5	Darius Acuff jr.	10	10	323	32.3	64	138	.464	23	55	.418	26	36	.722	6	25	31	3.1	16	0	57	20	4	7	177	17.7	
1	Meleek Thomas	10	2	276	27.6	52	131	.397	24	70	.343	32	38	.842	11	29	40	4.0	18	0	31	9	1	15	160	16.0	
7	Trevon Brazile	9	8	248	27.6	42	81	.519	11	27	.407	30	37	.811	13	54	67	7.4	14	0	7	10	14	12	125	13.9	
11	Karter Knox	9	8	216	24.0	30	64	.469	14	26	.538	13	17	.765	12	38	50	5.6	20	0	13	14	5	10	87	9.7	
12	Malique Ewin	10	1	156	15.6	32	47	.681	1	1	1.000	17	21	.810	24	16	40	4.0	21	0	6	7	7	6	82	8.2	
24	Billy Richmond III	10	2	216	21.6	28	53	.528	4	16	.250	21	26	.808	17	20	37	3.7	22	1	16	13	7	6	81	8.1	
21	D.J. Wagner	10	10	261	26.1	27	68	.397	11	36	.306	15	19	.789	0	15	15	1.5	13	0	28	9	5	14	80	8.0	
30	Isaiah Sealy	6	0	59	9.8	10	19	.526	0	5	.000	17	21	.810	3	13	16	2.7	9	0	6	0	0	5	37	6.2	
23	Nick Pringle	10	9	219	21.9	18	28	.643	0	0	.000	13	22	.591	15	37	52	5.2	25	2	8	6	5	3	49	4.9	
15	Elmir Dzafic	2	0	7	3.5	0	0	.000	0	0	.000	2	4	.500	0	0	0	0.0	0	0	0	2	0	1	2	1.0	
2	Amere Brown	2	0	5	2.5	0	2	.000	0	1	.000	1	2	.500	0	0	0	0.0	0	0	0	0	0	0	1	0.5	
0	Jaden Karuletwa	2	0	10	5.0	0	2	.000	0	2	.000	0	0	.000	0	1	1	0.5	3	0	1	0	0	1	0	0.0	
14	Ayden Kelley	2	0	4	2.0	0	0	.000	0	0	.000	0	0	.000	0	0	0	0.0	0	0	0	0	0	0	0	0.0	
TEAM.....																13	28	41	4.1	0						0	
Razorbacks.....						10	303	633	.479	88	239	.368	187	243	.770	114	276	390	39.0	161	3	173	92	48	80	881	88.1
Opponents.....						10	268	657	.408	84	287	.293	105	160	.656	120	238	358	35.8	186	3	150	117	22	41	725	72.5

Team Statistics

	ARK	OPP
SCORING	881	725
Points per game	88.1	72.5
Scoring margin	+15.6	-
FIELD GOALS-ATT	303-633	268-657
Field goal pct	.479	.408
3 POINT FG-ATT	88-239	84-287
3-point FG pct	.368	.293
3-pt FG made per game	8.8	8.4
FREE THROWS-ATT	187-243	105-160
Free throw pct	.770	.656
F-Throws made per game	18.7	10.5
REBOUNDS	390	358
Rebounds per game	39.0	35.8
Rebounding margin	+3.2	-
ASSISTS	173	150
Assists per game	17.3	15.0
TURNOVERS	92	117
Turnovers per game	9.2	11.7
Turnover margin	+2.5	-
Assist/turnover ratio	1.9	1.3
STEALS	80	41
Steals per game	8.0	4.1
BLOCKS	48	22
Blocks per game	4.8	2.2
ATTENDANCE	115600	45374
Home games-Avg/Game	6-19267	1-14797
Neutral site-Avg/Game	-	3-10192

SCORE BY PERIODS:	1st	2nd	Total
Arkansas	433	448	881
Opponents	340	385	725

Date	Ark. Rank	Opp Rank	Opponent	Result	Score	Attend
11/03/25	14/15	-/-	SOUTHERN	W	109-77	19200
11/08/25	14/15	22/21	at Michigan State	L	66-69	14797
11/11/25	21/21	-/-	CENTRAL ARKANSAS	W	93-56	19200
11/14/25	21/21	-/-	SAMFORD	W	79-75	19200
11/18/25	21/22	-/-	WINTHROP	W	84-83	19200
11/21/25	21/21	-/-	JACKSON STATE	W	115-61	19200
@ 11/27/25	22/21	4/4	vs Duke	W	71-80	10766
% 12/03/25	25/23	6/6	LOUISVILLE	W	89-80	19200
& 12/06/25	25/23	-/-	vs FRESNO STATE	W	82-58	11534
+ 12/13/25	17/17	16/16	vs Texas Tech	W	93-86	8277
12/16/25	14/14	-/-	QUEENS			
! 12/20/25	14/14	8/8	vs Houston			
12/29/25			JAMES MADISON			
* 01/03/26			TENNESSEE			
* 01/07/26			at Ole Miss			
* 01/10/26			at Auburn			
* 01/14/26			SOUTH CAROLINA			
* 01/17/26			at Georgia			
* 01/20/26			VANDERBILT			
* 01/24/26			LSU			
* 01/27/26			at Oklahoma			
* 01/31/26			KENTUCKY			
* 02/07/26			at Mississippi State			
* 02/10/26			at LSU			
* 02/14/26			AUBURN			
* 02/18/26			at Alabama			
* 02/21/26			MISSOURI			
* 02/25/26			TEXAS A&M			
* 02/28/26			at Florida			
* 03/04/26			TEXAS			
* 03/07/26			at Missouri			
^ 03/11-125/26 SEC Tournament						

* = SEC game || Home Games in CAPS || @ - CBS Thanksgiving Classic (Chicago - United Center) || % - SEC/ACC Challenge ||
 & - at North Little Rock (Simmons Bank Arena) || + Revocruit Rematch (Dallas - American Airlines Center) || ! - Never Forget
 Classic (Newark - Prudential Center) || ^ - SEC Tournament (Nashville - Bridgestone Arena)

ARKANSAS RAZORBACKS

2025-26 SEASON STATISTICS • ALL GAMES



RECORD:	OVERALL	HOME	AWAY	NEUTRAL
ALL GAMES	8-2	6-0	0-1	2-1
CONFERENCE	0-0	0-0	0-0	0-0
NON-CONFERENCE	8-2	6-0	0-1	2-1

#	Player	GPGS	Min	Avg	• TOTAL •			• 3-PTS •			• REBOUNDS •															
					FG	FGA	Pct	3FG	FGA	Pct	FT	FTA	Pct	Off	Def	Tot	Avg	PF	FO	A	TO	Blk	St	Pts	Avg	
5	Darius Acuff jr.	10	10	323	32.3	64	138	.464	23	55	.418	26	36	.722	6	25	31	3.1	16	0	57	20	4	7	177	17.7
1	Meleek Thomas	10	2	276	27.6	52	131	.397	24	70	.343	32	38	.842	11	29	40	4.0	18	0	31	9	1	15	160	16.0
7	Trevon Brazile	9	8	248	27.6	42	81	.519	11	27	.407	30	37	.811	13	54	67	7.4	14	0	7	10	14	12	125	13.9
11	Karter Knox	9	8	216	24.0	30	64	.469	14	26	.538	13	17	.765	12	38	50	5.6	20	0	13	14	5	10	87	9.7
12	Malique Ewin	10	1	156	15.6	32	47	.681	1	1	1.000	17	21	.810	24	16	40	4.0	21	0	6	7	7	6	82	8.2
24	Billy Richmond III	10	2	216	21.6	28	53	.528	4	16	.250	21	26	.808	17	20	37	3.7	22	1	16	13	7	6	81	8.1
21	D.J. Wagner	10	10	261	26.1	27	68	.397	11	36	.306	15	19	.789	0	15	15	1.5	13	0	28	9	5	14	80	8.0
30	Isaiah Sealy	6	0	59	9.8	10	19	.526	0	5	.000	17	21	.810	3	13	16	2.7	9	0	6	0	0	5	37	6.2
23	Nick Pringle	10	9	219	21.9	18	28	.643	0	0	.000	13	22	.591	15	37	52	5.2	25	2	8	6	5	3	49	4.9
15	Elmir Dzafic	2	0	7	3.5	0	0	.000	0	0	.000	2	4	.500	0	0	0	0.0	0	0	0	2	0	1	2	1.0
2	Amere Brown	2	0	5	2.5	0	2	.000	0	1	.000	1	2	.500	0	0	0	0.0	0	0	0	0	0	0	1	0.5
0	Jaden Karuletwa	2	0	10	5.0	0	2	.000	0	2	.000	0	0	.000	0	1	1	0.5	3	0	1	0	0	1	0	0.0
14	Ayden Kelley	2	0	4	2.0	0	0	.000	0	0	.000	0	0	.000	0	0	0	0.0	0	0	0	0	0	0	0	0.0
TEAM.....														13	28	41	4.1	0			2				0	
Arkansas.....		10				303	633	.479	88	239	.368	187	243	.770	114	276	390	39.0	161	3	173	92	48	80	881	88.1
Opponents.....		10				268	657	.408	84	287	.293	105	160	.656	120	238	358	35.8	186	3	150	117	22	41	725	72.5

SCORE BY PERIODS:	1st	2nd	Total
Arkansas	433	448	881
Opponents	340	385	725

DEADBALL REBOUNDS:	OFF	DEF	TOTAL
Arkansas	32	10	42
Opponents	38	2	40



IN MEMORY OF DAVE ENGLAND

- Dave England, who served the University of Arkansas as an athletics trainer and administrator, died last Tuesday (Nov. 4) at the age of 69.
- Counting his time as a student starting in 1975, England worked more than four decades at Arkansas, including as head athletic trainer from 1989-2019. He was best known for his work with the Razorbacks' men's basketball team, serving on teams coached by Eddie Sutton, Nolan Richardson, Stan Heath, John Pelphrey and Mike Anderson.
- In addition to football and basketball, England worked with the Razorbacks' baseball teams coached by Norm DeBriyn. He left Arkansas in 1981 to work with the St. Louis Cardinals' minor league teams, then returned to Fayetteville in 1984.
- In 1999 he was inducted into the Hall of Fame for the Arkansas Athletic Trainers' Association.



IN MEMORY OF MIKE NAIL

- Mike Nail, who narrated the golden era of Arkansas basketball as the team's radio play-by-play voice, died Saturday (Nov. 8). He was 80.
- During his time behind the mic, Arkansas won the 1994 national championship, advanced to additional Final Fours in 1990 and 1995, and won 11 regular-season or tournament championships in the Southwest Conference and Southeastern Conference under Naismith Basketball Hall of Fame coaches Eddie Sutton and Nolan Richardson.
- Nail served as the deep, gravelly voice of the Razorbacks for 29 years before retiring at the conclusion of the 2009-10 season. On the day of Nail's final home broadcast, bobbleheads with his likeness were given to those in attendance.
- He was inducted to the Arkansas Sportscasters and Sportswriters Hall of Fame in 2022

2025-26 RAZORBACK GAME-BY-GAME STATISTICS

Opponent	Date	Score	W/L	• TOTAL •			• 3-PTRS •						• REBOUNDS •										
				FG	FGA	Pct	3FG	FGA	Pct	FT	FTA	Pct	Off	Def	Tot	Avg	PF	A	TO	Blk	Stl	Pts	Avg
SOUTHERN	11/03/25	109-77	W	37	73	.507	10	28	.357	25	29	.862	14	31	45	45.0	18	23	9	4	10	109	109.0
at Michigan St.	11/08/25	66-69	L	22	56	.393	7	28	.250	15	23	.652	13	20	33	39.0	21	16	14	6	11	66	87.5
CENTRAL ARKANSAS	11/11/25	93-56	W	31	63	.492	13	34	.382	18	22	.818	8	41	49	42.3	17	17	8	2	5	93	89.3
SAMFORD	11/14/25	79-75	W	28	62	.452	6	17	.353	17	22	.773	9	29	38	41.2	14	13	9	4	5	79	86.8
WINTHROP	11/18/25	84-83	W	29	58	.500	6	17	.353	20	22	.909	7	26	33	39.6	13	13	9	8	5	84	86.2
JACKSON ST.	11/21/25	115-61	W	39	61	.639	9	18	.500	28	36	.778	9	29	38	39.3	15	24	6	7	14	115	91.0
vs Duke	11/27/25	71-80	L	26	64	.406	10	30	.333	9	11	.818	10	19	29	37.9	18	17	12	3	8	71	88.1
LOUISVILLE	12/03/25	89-80	W	28	67	.418	6	18	.333	27	35	.771	18	28	46	38.9	15	14	10	3	5	89	88.2
vs Fresno St.	12/06/25	82-58	W	30	66	.455	11	30	.367	11	17	.647	10	29	39	38.9	15	18	8	5	11	82	87.6
vs Texas Tech	12/13/25	93-86	W	33	63	.524	10	19	.526	17	26	.654	16	24	40	39.0	15	18	7	6	6	93	88.1
Arkansas		881		303	633	.479	88	239	.368	187	243	.770	114	276	390	39.0	161	173	92	48	80	881	88.1
Opponents		725		268	657	.408	84	287	.293	105	160	.656	120	238	358	35.8	186	150	117	22	41	725	72.5

Games played: 10

Points/game: 88.1

FG Pct: 47.9

3FG Pct: 36.8

FT Pct: 77.0

Rebounds/game: 39.0

Assists/game: 17.3

Turnovers/game: 9.2

Assist/turnover ratio: 1.9

Steals/game: 8.0

Blocks/game: 4.8

2025-26 OPPONENT GAME-BY-GAME STATISTICS

Opponent	Date	Score	W/L	• TOTAL •			• 3-PTRS •						• REBOUNDS •										
				FG	FGA	Pct	3FG	FGA	Pct	FT	FTA	Pct	Off	Def	Tot	Avg	PF	A	TO	Blk	Stl	Pts	Avg
SOUTHERN	11/03/25	109-77	W	27	69	.391	12	27	.444	11	24	.458	12	25	37	37.0	20	10	12	3	3	77	77.0
at Michigan St.	11/08/25	66-69	L	25	61	.410	1	14	.071	18	26	.692	19	26	45	41.0	15	18	14	4	7	69	73.0
CENTRAL ARKANSAS	11/11/25	93-56	W	19	67	.284	4	41	.098	14	21	.667	10	25	35	39.0	19	11	8	2	5	56	67.3
SAMFORD	11/14/25	79-75	W	28	68	.412	10	29	.345	9	10	.900	9	28	37	38.5	18	17	8	0	5	75	69.2
WINTHROP	11/18/25	84-83	W	32	67	.478	15	31	.484	4	6	.667	8	22	30	36.8	20	18	10	2	3	83	72.0
JACKSON ST.	11/21/25	115-61	W	22	64	.344	9	27	.333	8	11	.727	12	15	27	35.2	25	15	20	2	2	61	70.2
vs Duke	11/27/25	71-80	L	29	59	.492	8	23	.348	14	21	.667	12	25	37	35.4	13	16	12	1	6	80	71.6
LOUISVILLE	12/03/25	89-80	W	29	70	.414	8	37	.216	14	18	.778	12	24	36	35.5	25	13	9	3	2	80	72.6
vs Fresno St.	12/06/25	82-58	W	22	63	.349	4	26	.154	10	13	.769	12	29	41	36.1	14	11	17	1	4	58	71.0
vs Texas Tech	12/13/25	93-86	W	35	69	.507	13	31	.419	3	10	.300	14	19	33	35.8	17	21	7	4	4	86	72.5
Opponents		725		268	657	.408	84	287	.293	105	160	.656	120	238	358	35.8	186	150	117	22	41	725	72.5
Arkansas		881		303	633	.479	88	239	.368	187	243	.770	114	276	390	39.0	161	173	92	48	80	881	88.1

Games played: 10
Points/game: 72.5
FG Pct: 40.8
3FG Pct: 29.3
FT Pct: 65.6

Rebounds/game: 35.8
Assists/game: 15.0
Turnovers/game: 11.7
Assist/turnover ratio: 1.3
Steals/game: 4.1
Blocks/game: 2.2

ARKANSAS RAZORBACKS

2025-26 GAME-BY-GAME POINTS-ASSISTS-REBOUNDS

				0	1	2	5	7	11	12	14	15	21	23	24	30	35	99
Opponent	Date	Score	WL	Karuletwa	Thomas	Brown	Acuff	Brazile	Knox	Ewin	Kelley	Dzafic	Wagner	Pringle	Richmond	Sealy	Rtail	Semedo
SOUTHERN	11/03/25	109-77	W	0-1-1	21-6-7	0-0-0	22-2-4	25-11-1	DNP-Inj	6-4-0	0-0-0	1-0-0	8-4-7	8-8-0	6-3-1	12-3-2	DNP-Inj	DNP
at MICH ST	11/08/25	66-69	L	DNP	16-6-2	DNP	16-2-6	3-2-0	0-4-4	4-2-0	DNP	DNP	13-2-3	6-7-1	8-6-0	0-0-0	DNP-Inj	DNP
UCA	11/11/25	93-56	W	DNP	17-6-6	DNP	21-6-4	DNP	19-10-1	10-5-0	DNP	DNP	7-3-4	9-8-0	4-4-0	6-6-2	DNP-Inj	DNP
SAM	11/14/25	79-75	W	DNP	17-8-4	DNP	20-3-5	15-7-0	4-6-2	2-0-0	DNP	DNP	10-3-2	0-1-0	10-5-0	1-0-0	DNP-Inj	DNP
WIN	11/18/25	84-83	W	DNP	26-3-3	DNP	12-2-5	14-8-2	9-3-1	2-3-0	DNP	DNP	2-1-1	13-7-0	6-1-1	DNP	DNP-Inj	DNP
JSU	11/21/25	115-61	W	0-0-0	13-2-3	1-0-0	10-0-2	8-7-1	17-10-1	21-3-3	0-0-0	1-0-0	16-0-7	4-5-3	14-5-2	10-4-2	DNP-Inj	DNP
vs DUKE	11/27/25	71-80	L	DNP	13-1-2	DNP	21-2-5	11-11-2	2-2-0	7-3-1	DNP	DNP	3-1-3	3-1-2	11-5-2	DNP	DNP-Inj	DNP
LOU	12/03/25	89-80	W	DNP	17-5-1	DNP	17-5-10	21-5-0	5-5-0	12-9-1	DNP	DNP	5-1-0	2-4-0	10-4-2	DNP	DNP-Inj	DNP
vs FRESNO	12/06/25	82-58	W	DNP	12-1-1	DNP	18-5-8	4-6-1	11-4-3	9-5-0	DNP	DNP	12-0-0	2-7-1	6-1-4	8-3-0	DNP-Inj	DNP
vs TTU	12/13/25	93-86	W	DNP	8-2-2	DNP	20-4-8	24-10-0	20-6-1	9-6-1	DNP	DNP	4-0-1	2-4-1	6-3-4	DNP	DNP-Inj	DNP

ARKANSAS RAZORBACKS

2025-26 STARTING LINEUPS

Date	Opponent	1	2	3	4	5	1st SUB(S)	Outcome	RECORD BY LINEUPS (4):						RECORD BY STARTER	
Nov. 3	SOUTHERN	Acuff	Wagner	Richmond	Brazile	Pringle	Thomas	W, 109-77	Acuff	Wagner	Richmond	Brazile	Pringle	1-1	Acuff	8-2
Nov. 8	at Mich St	Acuff	Wagner	Richmond	Brazile	Pringle	Thomas/Knox/Ewin	L, 66-69	Acuff	Wagner	Thomas	Knox	Pringle	2-0	Wagner	8-2
Nov. 11	UCA	Acuff	Wagner	Thomas	Knox	Pringle	Ewin/Richmond	W, 93-56	Acuff	Wagner	Knox	Brazile	Ewin	1-0	Pringle	6-2
Nov. 14	SAMFORD	Acuff	Wagner	Thomas	Knox	Pringle	Ewin/Richmond/Brazile	W, 93-56	Acuff	Wagner	Knox	Brazile	Pringle	4-1	Knox	7-1
Nov. 18	WINTHROP	Acuff	Wagner	Knox	Brazile	Ewin	Pringle/Thomas/Richmond	W, 84-83							Brazile	6-2
Nov. 21	JACKSON ST	Acuff	Wagner	Knox	Brazile	Pringle	Richmond/Thomas	W, 115-61							Thomas	2-0
Nov. 27	vs Duke	Acuff	Wagner	Knox	Brazile	Pringle	Ewin/Thomas/Richmond	L, 71-80							Richmond	1-1
Dec. 3	LOUISVILLE	Acuff	Wagner	Knox	Brazile	Pringle	Richmond/Thomas/Ewin	W, 89-80							Ewin	1-0
Dec. 6	vs Fresno St	Acuff	Wagner	Knox	Brazile	Pringle	Ewin	W, 82-58								
Dec. 13	vs Texas Tech	Acuff	Wagner	Knox	Brazile	Pringle	Thomas	W, 93-86								
			</													

2025-26 ARKANSAS RAZORBACKS GAME HIGHS AND LEADERS

Opponent	DATE	SCORE	RESULT	POINTS	REBOUNDS	ASSISTS	STEALS	BLOCKED SHOTS
SOUTHERN	11/03/25	109-77	W	25-Trevon Brazile	11-Trevon Brazile	7-Meleek Thomas D.J. Wagner	3-Meleek Thomas	1-Darius Acuff Jr. Billy Richmond III D.J. Wagner Trevon Brazile
at Michigan St.	11/08/25	66-69	L	16-Darius Acuff Jr. Meleek Thomas	7-Nick Pringle	6-Darius Acuff Jr.	3-D.J. Wagner	3-Nick Pringle
CENTRAL ARKANSAS	11/11/25	93-56	W	21-Darius Acuff Jr.	10-Karter Knox	6-Meleek Thomas	1-Karter Knox D.J. Wagner Malique Ewin Meleek Thomas Isaiah Sealy	1-Darius Acuff jr. Karter Knox
SAMFORD	11/14/25	79-75	W	20-Darius Acuff Jr.	8-Meleek Thomas	5-Darius Acuff Jr.	2-Meleek Thomas	1-Meleek Thomas Billy Richmond III Trevon Brazile Malique Ewin
WINTHROP	11/18/25	84-83	W	26-Meleek Thomas	8-Trevon Brazile	5-Darius Acuff Jr.	2-Meleek Thomas	4-Trevon Brazile
JACKSON ST.	11/21/25	115-61	W	21-Malique Ewin	10-Karter Knox	7-D.J. Wagner	3-D.J. Wagner	2-Trevon Brazile D.J. Wagner
vs Duke	11/27/25	71-80	L	21-Darius Acuff Jr.	11-Trevon Brazile	5-Darius Acuff Jr.	2-Meleek Thomas Trevon Brazile	2-Billy Richmond III
LOUISVILLE	12/03/25	89-80	W	21-Trevon Brazile	9-Malique Ewin	10-Darius Acuff Jr.	2-Trevon Brazile	1-Trevon Brazile Karter Knox Billy Richmond III
vs Fresno St.	12/06/25	82-58	W	18-Darius Acuff Jr.	7-Nick Pringle	8-Darius Acuff Jr.	4-Trevon Brazile	2-Malique Ewin
vs Texas Tech	12/13/25	93-86	W	24-Trevon Brazile	10-Trevon Brazile	8-Darius Acuff Jr.	2-Karter Knox Billy Richmond III	2-Karter Knox Trevon Brazile

LED TEAM IN POINTS (including ties)	
Acuff	5
Brazile	3
Thomas	2
Ewin	1

LED TEAM IN REBS (including ties)	
Brazile	4
Knox	2
Pringle	2
Thomas	1
Ewin	1

LED TEAM IN ASSISTS (including ties)	
Acuff	7
Thomas	2
Wagner	2

LED TEAM IN STEALS (including ties)	
Thomas	6
Wagner	3
Brazile	3
Knox	2
Richmond	1
Ewin	1
Sealy	1

LED TEAM IN BLKS (including ties)	
Brazile	6
Richmond	4
Knox	3
Wagner	2
Ewin	2
Pringle	1
Acuff	1
Thomas	1

ARKANSAS RAZORBACKS

2025-26 SPECIALTY STATS (ARKANSAS/OPPONENT)

Opponent	Pts Off TO	Pts In Paint	2nd Chance	Fast Break	Bench	Lead Chng	Ties	Ark Largest Lead			Best Ark Run	Opp Largest Lead			Best Opp Run	Ark Led	Opp Led	Gm Tied
SOUTHERN	16 / 7	48 / 28	16 / 17	32 / 12	40 / 35	1	0	37	4:25	2nd	12-0	2	19:18	1st	8-0	38:35	0:43	0:42
at Michigan State	17 / 10	28 / 46	12 / 18	18 / 14	20 / 26	12	5	5	0:34	1st	8-0	8	7:06	2nd	8-0	10:08	25:40	3:12
UCA	9 / 11	30 / 26	10 / 16	30 / 13	20 / 17	0	0	38	1:04	2nd	13-0	-	-	-	6-0	39:21	-	0:39
SAMFORD	5 / 9	40 / 32	7 / 10	22 / 9	28 / 17	2	1	15	7:08	2nd	12-0	1	17:55	1st	6-0	38:47	0:17	0:56
WINTHROP	10 / 9	40 / 34	14 / 18	16 / 9	45 / 20	9	11	8	4:30	1st	11-0	7	12:46	2nd	7-0	20:10	14:41	5:09
JACKSON ST	38 / 2	56 / 20	12 / 19	34 / 4	60 / 43	1	2	64	4:43	2nd	24-0	3	17:31	1st	5-0	35:53	1:13	2:54
vs Duke	15 / 12	28 / 42	10 / 25	14 / 5	31 / 6	4	7	7	10:09	2nd	9-0	13	1:54	1st	10-0	18:10	16:51	4:59
LOUISVILLE	14 / 7	34 / 42	27 / 9	8 / 8	39 / 11	0	0	20	17:30	2nd	10-0	-	-	-	8-0	39:33	-	0:27
vs Fresno St.	16 / 8	30 / 32	10 / 10	26 / 11	35 / 24	0	0	32	10:35	2nd	10-0	-	-	-	8-0	38:02	-	1:58
vs Texas Tech	10 / 5	44 / 42	20 / 18	18 / 4	23 / 8	7	1	10	0:14	2nd	7-0	10	5:55	1st	7-0	6:36	32:04	1:20

BLACK BOX INDICATES
LARGEST UA LEAD
IN A LOSS

RED BOX INDICATES
LARGEST UA DEFICIT
IN A WIN

ARKANSAS RAZORBACKS

2025-26 SCORES BY HALF

Date	Opponent	1st HALF			ARK	2ND HALF			ARK	FINAL
		ARK	OPP	DIFF		ARK	OPP	DIFF		
Nov. 3	SOUTHERN	57	32	+25		52	45	+7		W, 109-77
Nov. 8	at Michigan St	39	36	+3		27	33	-6		L, 66-69
Nov. 11	UCA	43	34	+9		50	22	+28		W, 93-56
Nov. 14	SAMFORD	45	35	+10		34	40	-6		W, 79-75
Nov. 18	WINTHROP	43	41	+2		42	41	-1		W, 84-83
Nov. 21	JACKSON ST	47	19	+26		68	42	+26		W, 115-61
Nov. 27	vs Duke	35	41	-6		36	39	-3		L, 71-80
Dec. 3	LOUISVILLE	47	29	+18		42	51	-9		W, 89-80
Dec. 6	vs Fresno St	34	25	+10		48	34	+14		W, 82-58
Dec. 13	vs Texas Tech	43	49	-6		50	37	+13		W, 93-86

MOST PTS IN A HALF BY ARK		
68	JACKSON ST	2nd
57	SOUTHERN	1st
52	SOUTHERN	2nd
50	TEXAS TECH	2nd
50	SAMFORD	2nd

MOST PTS IN A HALF BY OPP		
51	LOUISVILLE	2nd
49	TEXAS TECH	1st
45	SOUTHERN	2nd
42	JACKSON ST	2nd
42	WINTHROP	2nd

LARGEST HALFTIME LEAD		
+26	JACKSON ST	W by 64
+25	SOUTHERN	W by 32
+18	LOUISVILLE	W by 9

BEST 2nd HALF DIFFERENTIAL		
+28	SAMFORD	W by 37
+26	JACKSON ST	W by 64
+14	vs Fresno St	W by 24
+13	vs Texas Tech	W by 7

FEWEST PTS IN A HALF BY ARK		
27	at Michigan State	2nd

FEWEST PTS IN A HALF BY OPP		
19	JACKSON ST	1st
22	SAMFORD	2nd

LARGEST HALFTIME DEFICIT		
-6	vs Texas Tech	W, 93-86
-6	vs Duke	L, 71-80

BEST 2nd HALF COMEBACK IN WIN		
-7 (12:48 2nd)	WINTHROP	W, 84-83
-6 (14:30 2nd)	TEXAS TECH	W, 93-86

LAST TIME AN ARKANSAS PLAYER...

• SCORING •

Scored 30 Points: 30 Johnell Davis vs Texas Tech (03/27/25)
Scored 40 Points: 42 Khalif Battle vs Missouri (02/24/24)
Scored 50 Points: 51 Rotnei Clarke vs. Alcorn State (11/13/09)
RECORD: 51 Rotnei Clarke vs. Alcorn State (11/13/09)

• FIELD GOALS MADE •

Made 15 Field Goals: 15 (15-21) Rotnei Clarke vs. Alcorn State (11/13/09)
Made 20 Field Goals: 20 (2-30) Dean Tolson vs. Texas A&M (03/02/74)
RECORD: 20 (20-30) Dean Tolson vs. Texas A&M (03/02/74)

• FIELD GOALS ATTEMPTED •

Attempted 20 Field Goals: 20 (10-20) Meleek Thomas vs Winthrop (11/18/25)
Attempted 25 Field Goals: 26 (11-26) JD Notae vs Mercer (11/09/21)
RECORD: 30 (20-30) Dean Tolson vs. Texas A&M (03/02/74)

• FIELD GOAL PERCENTAGE •

Shot 100% FG (Min. 8 att): 100% Moses Kingsley (8-8) at Missouri (01/12/16)
RECORD (min 10 att): 100% Darryl Saulsberry (10-10) (01/14/75)

• 3-POINTERS MADE •

Made 7 3-pointers: 8 (8-11) Mason Jones at Texas A&M (03/07/20)
Made 10 3-pointers: 10 (10-13) by Isaiah Joe vs. FIU (12/01/18)
Made 11-Plus 3-pointers: 13 (13-17) by Rotnei Clarke vs. Alcorn State (11/13/09)
RECORD: 13 (13-17) by Rotnei Clarke vs. Alcorn State (11/13/09) (SEC record)

• 3-POINTERS ATTEMPTED •

Attempted 15 3-Pointers: 15 (6-15) Isaiah Joe at Texas A&M (03/07/20)
Attempted 20 3-Pointers: 24 (10-24) Pat Bradley vs. North Texas (12/30/98)
RECORD: 24 (10-24) Pat Bradley vs. North Texas (12/30/98) (SEC record)

• FREE THROWS MADE •

Made 10 Free Throws: 11 (11-11) Johnell Davis vs Texas Tech (03/27/25)
Made 15 Free Throws: 17 (17-18) Khalif Battle (03/02/24)
Made 20 Plus Free Throws: 22 (22-24) Martin Terry vs. Texas A&M (01/22/72)
RECORD: 22 (22-24) by Martin Terry vs. Texas A&M (01/22/72)

• FREE THROWS ATTEMPTED •

Attempted 15 Free Throws: 18 (17-18) Khalif Battle at Kentucky (03/02/24)
Attempted 20 Free Throws: 21 (12-21) Adou Thiero vs Illinois (11/28/24)
Attempted 24 Plus Free Throws: 24 (22-24) Martin Terry vs. Texas A&M (01/22/72)
RECORD: 24 (22-24) Martin Terry vs. Texas A&M (01/22/72)

• FREE THROW PERCENTAGE •

Shot 94% FT (min 15 att): 94.4% (17-18) Khalif Battle at Kentucky (03/02/24)
Shot 100% FT (min 10 att): 100% (11-11) Johnell Davis vs Texas Tech (03/27/25)
RECORD (min. 11 att): 9x - Best: Tommy Boyer (18-18) in 1963

• REBOUNDS •

Grabbed 15-19 Rebounds: 17 Trevon Brazile vs Stanford (11/22/23)
Grabbed 20-Plus Rebounds: 23 Nick Davis vs. Jackson State (11/21/97)
RECORD: 23 by Nick Davis vs. Jackson State (11/21/97)
• Grabbed 10 Offensive Rebounds: 11 Justin Smith vs Oral Roberts (03/27/21)
• Grabbed 10 Defensive Rebounds: 10 Trevon Brazile at Vanderbilt (03/04/25)

• ASSISTS •

Had 10 Assists: 10 by Darius Acuff Jr. vs Louisville (12/03/25)
Had 15 Assists: 15 by Dontell Jefferson vs. Portland State (11/18/05)
RECORD: 15 by Dontell Jefferson vs. Portland State (11/18/05)

• STEALS •

Had 5 Steals: 5 Boogie Fland vs UCA (12/14/24)
Had 6-7 Steals: 6 Adou Thiero vs Little Rock (11/22/24)
Had 8-9 Steals: 8 JD Notae vs New Mexico State (03/19/22)
RECORD: 9 by Robert Shepard at Arizona (12/06/92)

• BLOCKED SHOTS •

Had 5 Blocks: 5 Trevon Brazile vs UCA (12/14/24)
Had 6-9 Blocks: 7 Makhel Mitchell vs Texas A&M (01/31/23)
Had 10 Blocks: 10 Steven Hill vs. Texas State (12/06/05)
RECORD: 10 Steven Hill vs. Texas St. (12/06/05) & Oliver Miller vs. Texas (02/04/90)

• TURNOVERS •

Committed 5-9 Turnovers: 7 Zvonimir Ivisic vs Pacific (11/18/24)
Committed 10 Plus Turnovers: 10 Courtney Fortson at South Carolina (02/21/09)

• MINUTES PLAYED •

40 Minutes (Regulation): 40:00 D.J. Wagner vs Kansas (03/20/25)
40+ Min with OT: 40:34 Karter Knox vs Texas (02/26/25)
45+ Minutes: 2 vs Stanford (11/22/23) - Trevon Brazile (45:52) - Devo Davis (45:14)

• MISCELLANEOUS •

2 Players Scored 20+ Pts In Same Game:
Johnell Davis (30) and Karter Knox (20) vs Texas Tech (03/27/25)
3 Players Scored 20+ Pts in Same Game: vs Texas Tech (12/13/25)
Trevon Brazile (24), Darius Acuff Jr. (20) and Karter Knox (20)
2 Players Scored 20+ Pts In Back-To-Back Gms: Nick Smith Jr. (26/24) & Ricky Council IV (22/20) vs Georgia (02/21/23) and at Alabama (02/25/23)
2 Players Scored 20+ Pts In 3 Straight: Mason Jones (41/20/21) & Isaiah Joe (20/21/24) vs Tulsa (12/14/19), Valpo (12/21/19) and Indiana (12/29/19)
8 Players Scored in Double Digits: Mississippi Valley State (11/25/20)
Connor Vanover (25), Desi Sills (19), Moses Moody (16), Vance Jackson (15)
Khalen Robinson (15), Justin Smith (13), JD Notae (13), Jalen Tate (12)
Scored 20-Plus in 5+ Consecutive Gms: (7) Khalif Battle 42, 36, 34, 29, 22, 24, 20 (02/24 to 03/14/24)
Scored 20 or More Points in 10-Plus Consecutive Games: (11) Todd Day 20, 23, 26, 26, 22, 31, 23, 21, 27, 21, 20 (12/01/90 to 01/12/91)
Scored 30-plus Points in 3 Straight Games: Khalif Battle and Mason Jones (only Razorbacks)
LAST - Battle: 42 vs. Mizzou (02/24/24), 36 vs Vandy (02/27/24), 34 at UK (03/02/24)
Most Pts Consecutive Gms: 82 Martin Terry 35 at TCU (02/20/73) & 47 vs. SMU (02/24/73)
Most Pts 3-Straight: 112 Khalif Battle 2024 43 vs MIZ (2/24), 36 vs VU (2/27) & 34 at UK (3/2)
Most Pts 4-Straight: 141 Khalif Battle 2024 - 43 vs MIZ (2/24), 36 vs VU (2/27), 34 at UK (3/2), 29 vs LSU (3/6)
Consecutive Free Throws Made: 48 Ricky Medlock (20 gms; 12/21/74 to 03/04/75)
Double-Double: Pts/Rebs: Trevon Brazile (24 & 10) vs Texas Tech (12/13/25)
Double-Double: Pts/Assists: Darius Acuff Jr. (17 & 10) vs Louisville (12/03/25)
Two Players with Double-Double in Same Game: vs Mississippi State (03/09/25)
Jonas Aidoo (21 pts & 10 rebs) and Trevon Brazile (11 pts & 11 rebs)
5 Straight Double-Doubles: (7) Jaylin Williams 13 & 11 vs AUB; 22 & 10 at BAMA; 13 & 11 at MIZ; 13 & 16 vs TENN; 15 & 10 at FLA; 16 & 12 vs UK; 19 & 10 vs LSU
3+ Straight Double-Doubles in SEC: (5) Jaylin Williams (AUB/@Bama/@MIZ/TEN/@FLA/UK/LSU)
Most Consecutive Double-Doubles: 9 Dean Tolson (1973-74) and 6 by Derek Hood (1998-99)
Three Players with Double-Double in Same Game: vs Alabama (01/16/10) - Marshawn Powell 18 pts, 10 rebs, Mike Washington (17 pts, 13 rebs) and Courtney Fortson (12 pts, 10 assists)
Had 5-Plus Assists in 5-Plus Consecutive Games: (6) Boogie Fland 6, 7, 7, 9, 11, 6 (12/03/24 thru 12/30/24)
Had 10 or More Assists in Back-to-Back Games: Jalen Harris 10 vs. FIU (12/01/18) and 12 at Colorado State (12/05/18)
Three-Plus Players with 5-Plus Assists in a Game: at Miami (12/03/24)
Boogie Fland (6), Adou Thiero (5) and D.J. Wagner (5)
Had 5 or More Steals in Back-to-Back Games: Ronnie Brewer 5 vs. Western Illinois (01/01/06) and 5 vs. Mississippi State (01/07/06)

LAST TIME AN OPPONENT PLAYER...

• SCORING •

Scored 30 Points: 30 JT Toppin (12/13/25)
Scored 40 Points: 41 Wade Taylor IV vs Texas A&M (01/16/24)
Scored 50 Points: 56 Oscar Robertson vs. Cincinnati (03/15/58) **(most on record)**

• FIELD GOALS MADE •

Made 15 Field Goals: 17 (17-24) Jodie Meeks vs. Kentucky (02/14/09)
Made 20 Field Goals: 21 Oscar Robertson vs. Cincinnati (03/15/58) **(most on record)**

• FIELD GOALS ATTEMPTED •

Att 30 Field Goals: 32 (13-32) Wade Taylor IV vs Texas A&M (01/16/24) **(record)**
Attempted 35 Field Goals: 36 Oscar Robertson vs. Cincinnati (03/15/58) **(most on record)**

• FIELD GOAL PERCENTAGE •

Shot 100% FG (Min. 7 att): Adam Wing (8-8) vs. Evansville (12/08/15)

• 3-POINTERS MADE •

Made 7 3-pointers: 7 (7-11) Tre Johnson vs Texas (02/26/25)
Made 10 3-pointers: 10 (10-19) Lance Weems at Auburn (01/06/96)

• 3-POINTERS ATTEMPTED •

Attempted 15 3-pointers: 15 (7-15) Tyler Hall vs. Montana State (11/21/18)
Attempted 20 3-pointers: 22 (5-22) Jeff Fryer vs. Loyola Marymount (03/16/89)

• FREE THROWS MADE •

Made 10 Free Throws: 10 (11-12) Collin Murray-Boyles at South Carolina (03/01/25)
Made 15 Free Throws: 15 (15-16) Shawn ast II (02/24/24)

• FREE THROWS ATTEMPTED •

Attempted 15 Free Throws: 15 (9-15) Trazarien White UNCW (12/30/23)
Attempted 20 Free Throws: 24 (18-24) Frank Williams vs. Illinois (12/08/01)

• FREE THROW PERCENTAGE •

Shot 100% FT (min 10 att): 10-10 Cam Carter at LSU (01/14/25)

• REBOUNDS •

Grabbed 15-19 Rebounds: 18 Igo Ililic Jr. at Tennessee (01/04/25)
Grabbed 20 Rebounds: 20 Antonio McDyeys vs. Alabama (03/11/95)
• Grabbed 10 Offensive Rebounds: 11 Tyler Davis at Texas A&M (01/30/18)
• Grabbed 10 Defensive Rebounds: 10 Wilson Jacques vs Fresno State (12/06/25)

• ASSISTS •

Had 10 Assists: 11 Tremont Waters vs. LSU (01/12/19)
Had 13 Assists: 13 Chuck Evans at Mississippi State (01/27/93) **(most on record)**

• STEALS •

Had 5 Steals: 6 Alpha Diallo at Providence (03/19/19)
Had 8 Steals: 8 Terry Conerway vs. Texas State (12/21/02)

• BLOCKED SHOTS •

Had 6-9 Blocks: 6 Johni Broome at Auburn (01/07/23)
Had 10 Plus Blocks: 10 P.J. Roberson vs. Grambling State (11/26/11)

• TURNOVERS •

Committed 7-9 Turnovers: 7 Lamar Washington vs Pacific (11/18/24)
Committed 10 Plus Turnovers: 12 Devin Gibson vs. UTSA (12/12/07)

LAST TIME ARKANSAS HIGHS...

• SCORING •

Scored 100-119 Points: 115 vs Jackson St (11/21/25)
Scored 120-Plus Points: 142 vs. Mississippi Valley State (11/25/20)
Scored 50 Points in 1st Half: 54 vs NC A&T (12/21/24)
Scored 50 Points in 2nd Half: 50 vs Texas Tech (12/13/25)
Scored 60 or More Points in a Half: 68 (2nd) vs Jackson St (11/21/25)
Scored 70 or More Points in a Half: 71 (1st) vs. Alcorn (11/13/09)
Scored 80 or More Points in a Half: 81 (2nd) vs. Miss Valley State (11/25/20)
Most Points in a Half: 88 (2nd) vs. U.S. International (12/09/89)

• FIELD GOALS MADE •

Made 40 Field Goals: 40 (40-72) vs UMES (11/26/24)
Made 50 Field Goals: 57 (57-99) vs. Troy (12/10/96)
RECORD: 68 (68-101) vs. U.S. International (12/09/89)

• FIELD GOALS ATTEMPTED •

Attempted 80 Field Goals: 86 (48-86) vs Miss Valley State (11/25/20)
Attempted 90 Field Goals: 99 (57-99) vs. Troy (12/10/96)
Attempted 100 Field Goals: 101 (68-101) vs. US International (12/09/89)
RECORD: 101 (68-101) vs. U.S. International (12/09/89)

• FIELD GOAL PERCENTAGE •

Shot 60% FG: .639 (39-61) vs Jackson State (11/21/25)
Shot 70% or Better FG: .727 (32-44) vs. Alabama State (12/21/83)
RECORD: .794 (27-34) vs. Texas Tech (1979)

• 3-POINTERS MADE •

Made 15 3-pointers: 15 (15-34) vs UMES (11/26/24)
Made 20 3-pointers: 20 (20-40) vs Miss Valley State (11/25/20)
RECORD: 21 (21-37) vs. Troy (12/10/96)

• 3-POINTERS ATTEMPTED •

Attempted 30 3-pointers: 34 (13-34) vs UCA (11/11/25)
Attempted 40 3-pointers: 40 (20-40) vs Miss Valley State (11/25/20)
RECORD: 54 (19-54) vs. North Texas (12/30/98)

• 3-POINT PERCENTAGE •

Shot 50% 3PT FG (min. 15 att): .526 (10-19) vs Texas Tech (12/13/25)
Shot 60% or Better 3PT FG (min. 15 att): .611 (11-18) at Vanderbilt (03/06/19)
RECORD (min. 15 att): .667 (16-24) vs. Mississippi State (01/09/16)

• FREE THROWS MADE •

Made 30 Free Throws: 31 (31-40) vs Texas A&M (01/16/24)
Made 40 Free Throws: 41 (41-49) at Kentucky (01/25/92)
RECORD: 48 (48-53) vs. Ole Miss (01/17/04)

• FREE THROW ATTEMPTS •

Attempted 40 Free Throws: 40 (31-40) vs Texas A&M (01/16/24)
Attempted 50 Free Throws: 54 (36-54) vs LSU (03/04/20)
Attempted 60 Free Throws: 65 vs. TCU (1955)
RECORD: 65 vs. TCU (1955)

• FREE THROW PERCENTAGE •

Shot 85% FT (min. 20 att): .864 (19-22) vs Texas Tech (03/27/25)
Shot 90% or Better FT (min. 20 att): .909 (20-22) vs Winthrop (11/18/25)
RECORD (min 10 att): 100 3x - Best 16-16 at Kentucky (02/27/14)

• REBOUNDS •

Grabbed 45 Rebounds: 46 vs Louisville (12/03/25)
Grabbed 50 Rebounds: 52 vs Stanford (11/22/23)
Grabbed 55-Plus Rebounds: 58 vs Oral Roberts (12/20/20)
RECORD: 77 vs. Jackson State (01/22/02)

• ASSISTS •

Had 25 Assists: 26 vs NC A&T (12/21/24)
Had 30 Assists: 32 vs. Jackson State (11/22/96)
Had 40 Assists: 40 vs. Troy (12/10/96)
RECORD: 47 vs. U.S. International (12/09/89)

• STEALS •

Had 15 Steals: 15 vs Little Rock (11/22/24)
Had 20 Steals: 24 vs. Maryland-Eastern Shore (01/02/01)
Had 25 Steals: 26 vs. Louisiana-Monroe (11/25/00)
RECORD: 26 vs. Louisiana-Monroe (11/25/00)

• BLOCKED SHOTS •

Had 10 Blocks: 10 at Tennessee (01/04/25)
Had 13 Blocks: 13 vs Texas A&M (01/31/23)
Had 15 Blocks: 15 vs Gardner-Webb (11/10/23)
RECORD: 18 vs. Missouri (12/05/95)

• MOST TURNOVERS •

Had 25 Turnovers: 25 at South Carolina (02/21/09)
Had 30 Turnovers: 32 vs. Providence (11/16/07)
RECORD: 32 vs. Providence (11/16/07)

• FOULS •

Committed 25 Fouls: 27 at Texas A&M (02/20/24)
Committed 30 Fouls: 33 at Missouri (01/18/23)
RECORD: 38 vs. Missouri (12/04/61)

LAST TIME ARKANSAS LOWS...

• SCORING •

Held to 40-45 Points: 43 at Florida (01/22/11)
Held to 46-49 Points: 46 at Mississippi State (02/09/16)
Held to 50-55 Points: 53 at South Carolina (03/01/25)
Held to 56-59 Points: 57 vs Kentucky (01/27/24)
Held to 19 Points or Less in a Half: 14 (1st half) at South Carolina (03/01/25)

• FIELD GOALS •

Held to Below 20 Field Goals Made: 15 (15-52) At South Carolina (03/01/25)

• FIELD GOAL PERCENTAGE •

Held to 20-29% FG: .288 (15-52) at South Carolina (03/01/25)
Held to 30-35% FG: .310 (18-58) vs Georgia (01/22/25)

• 3-POINTERS •

Did not Make a 3-pointer: 0 (0-1) vs South Carolina (01/18/22)
Held to 1-2 3-PT FG Made: 2 (2-19) vs St. John's (03/22/25)
Attempted Single-Digit 3-pointers: 6 (4-6) at Missouri (01/31/24)

• 3-POINT PERCENTAGE •

Shot 10.9% or Worse 3PT FG: 10.5 (2-19) vs St. John's (03/22/25)
Shot 11-19% 3PT FG: .136 (3-22) at South Carolina (03/01/25)

• FREE THROWS •

Made 5 or Less Free Throws: 5 (5-9) vs Miami (12/03/24)
Attempted Single Digit Free Throws: 9 (5-9) vs Miami (12/03/24)

• FREE THROW PERCENTAGE •

Shot 40-49% FT: .462 (6-13) at Tennessee (01/04/25)
Shot Below 40% FT: .267 (4-15) at Texas A&M (01/09/13)

• REBOUNDING •

Had 19 or Fewer Rebounds: 19 at Missouri (03/05/13)
Had 20-25 Rebounds: 25 vs Oklahoma (12/10/22)

• ASSISTS •

Held to 6 Assists or less: 6 vs Georgia (01/22/25)

• STEALS •

Had 0 Steals: vs Texas Tech (03/21/21) **(only time on record)**
Had 1 Steal: 1 vs Texas A&M (01/16/24)
Had 2 Steals: 2 vs Mississippi State (03/08/25)

• BLOCKED SHOTS •

Had No Blocked Shots: 0 vs Missouri (1/23/19)

• FEWEST TURNOVERS •

Had 1-4 Turnovers: 4 vs UMES (11/26/24)
Had 5 Turnovers: 5 vs South Carolina 013/20/24)

• FOULS •

Had Single Digit Fouls: 7 vs UTSA (12/07/24)

ARKANSAS IN OVERTIME...

Overall Record	72-61	Cal Era: 1-1
• Single OT	63-58	Cal Era: 1-1
• Double OT	9-2	Cal Era: --
• Triple OT	0-1	Cal Era: --
LAST TIME:		
Played in a Single OT game:	03/27/25 vs Texas Tech	L, 85-83 (OT)
Played in a 2OT game:	11/22/23 vs Stanford	W, 77-74 (2 OT)
• Cal Era	--	
Played in a 3OT game:	02/09/80 vs Houston	L, 90-84 (3 OT)
• Cal Era	--	

LAST TIME AN OPPONENT HIGHS...

• SCORING •

Scored 100 Points: 106 at Tennessee (01/15/19)
Scored 111 Points: 111 at Kentucky (03/02/24)
Scored 50 Points in 1st Half: 53 at Kentucky (03/02/24)
Scored 50 Points in 2nd Half: 51 vs Louisville (12/03/25)
Scored 60 or More Points in a Half: 63 (2nd half) at Vanderbilt (01/14/23)

• FIELD GOALS MADE •

Made 40 Field Goals: 40 (40-68) by Texas (01/05/10)
Made 45 Field Goals: 45 (45-80) vs. Pittsburgh (12/29/86)

• FIELD GOALS ATTEMPTED •

Attempted 70 Field Goals: 75 (21-75) vs St. John's (03/22/25)
Attempted 80 Field Goals: 83 (34-83) vs Texas Tech (03/27/25)

• FIELD GOAL PERCENTAGE •

Shot 60% FG: .611 (15-23) vs. Auburn (02/17/16)
Shot 65% FG: .677 (4-65) vs. North Carolina (03/23/08)
Shot 69% FG: .698 (37-53) at Auburn (01/14/95)

• 3-POINTERS MADE •

Made 15 3-pointers: 15 (15-32) vs Winthrop (11/18/25)
Made 17 3-pointers: 17 (17-37) vs UNI (11/17/21) - **TIES RECORD BY OPP (3x)**

• 3-POINTERS ATTEMPTED •

Attempted 35 3-pointers: 37 (8-37) vs Louisville (12/03/25)
Attempted 40 3-pointers: 41 (4-41) vs UCA (11/11/25)

• 3-POINT PERCENTAGE •

Shot 50% 3PT FG (min 15 att): .522 (12-23) at LSU (02/03/24)
Shot 60% or Better 3PT FG (min 15 att): .667 (12-18) at Tennessee (03/05/22)

• FREE THROWS •

Made 30 Free Throws: 34 (34-42) at Kentucky (03/02/24)
Made 40 Free Throws: 40 (40-50) vs. UMass (11/25/94)

• FREE THROW ATTEMPTS •

Attempted 35 Free Throws: 39 (25-39) at Texas A&M (02/20/24)
Attempted 40 Free Throws: 42 (34-42) at Kentucky (03/02/24)
Attempted 50 Free Throws: 50 (39-50) vs. South Carolina (03/11/04)

• FREE THROW PERCENTAGE •

Shot 85% FT (min. 10 att): .875 (21-24) vs Tennessee (02/14/24)
Shot 90% or Better FT (min. 10 att): .923 (12-13) vs Texas (02/26/25)
Shot 100% (min. 10 att): 1.000 (14-14) vs Florida (02/16/21)

• REBOUNDING •

Grabbed 45 Rebounds: 49 vs Florida (01/11/25)
Grabbed 50 Rebounds: 51 vs Texas Tech (03/27/25)
Grabbed 55-Plus Rebounds: 60 vs Auburn (02/08/22)
• Grabbed 20 Offensive Rebounds: 28 vs St. John's (03/22/25)

• ASSISTS •

Had 25 Assists: 25 vs. Louisville (11/17/09)
Had 30 Assists: 30 at UAB (01/27/90)

• STEALS •

Had 15 Steals: 15 at LSU (02/24/10)
Had 18 Steals: 18 vs. Alcorn State (12/02/95)

• BLOCKED SHOTS •

Had 10-12 Blocks: 11 at LSU (01/14/25)
Had 13 Blocks: 13 at Kentucky (01/17/12)

• MOST TURNOVERS •

Had 20 Turnovers: 20 vs Jackson St (11/21/25)
Had 25 Turnovers: 27 vs Bradley (12/17/22)
Had 30 Turnovers: 30 vs. Fordham (11/11/22)
MOST ON RECORD: 42 vs. Grambling (12/31/00) and Bethune-Cookman (12/02/97)

• FOULS •

Committed 30-plus Fouls: 32 vs Alabama (02/24/21)
RECORD: 36 vs. Centenary (12/04/82)

LAST TIME AN OPPONENT LOWS

• SCORING •

Held to 30-39 Points: 35 vs UMES (11/26/24)
Held to 40-45 Points: 40 vs LSU (01/24/23)
Held to 46-49 Points: 49 vs Troy (11/13/24)
Held to 50-55 Points: 56 vs UCA (11/11/25)
Held Below 20 Points in 1st Half: 15 vs UMES (11/26/24)
Held Below 20 Points in 2nd Half: 18 vs Savannah State (12/12/13)
No Opponent Player Scored in Double-Digits: vs UMES (11/26/24)

• FIELD GOAL PERCENTAGE •

Held to 21% or Worse FG: .209 (13-62) vs. Jackson State (11/22/02)
Held to 20-29% FG: .284 (19-67) vs UCA (11/11/25)
Held to 30-35% FG: .333 (18-54) vs UCA (12/14/24)

• 3-POINTERS •

Did not Make a 3-pointer: 0 (0-10) by Mississippi State (02/07/15)
Held to 1 3-PT FG Made: 1 (1-14) at Michigan State (11/08/25)
Held to 2 3-PT FG Made: 2 (2-22) vs St. John's (03/22/25)

• 3-POINT PERCENTAGE •

Shot 10% or Worse 3PT FG: .098 (4-41) vs UCA (11/11/25)
Shot 11-16% 3PT FG: .118 (2-17) vs Oakland (12/30/24)
Shot 17-19% 3PT FG: .182 (4-22) vs NCA &T (12/21/24)

• FREE THROWS •

Made Fewer than 5 Free Throws: 3 (3-10) vs Texas Tech (12/13/25)
Made 5-9 Free Throws: 5 (5-5) vs UTSA (12/07/24)

• FREE THROW ATTEMPTS •

Attempted Single Digit Free Throws: 6 (3-6) vs LSU (02/12/25)

• FREE THROW PERCENTAGE •

Shot Below 40% FT: .300 (3-10) vs Texas Tech (12/13/25)
Shot 40-49% FT: .462 (5-13) vs Ole Miss (01/21/23)

• REBOUNDING •

Had 19 or Fewer Rebounds: 19 vs Auburn (03/09/23)
Had 20-25 Rebounds: 22 vs UTSA (12/07/23)

• ASSISTS •

Held 5 Assists or Fewer: 5 vs St. John's (03/22/25)

• STEALS •

Had No Steals: 0 vs Vanderbilt (01/15/20)
Had 1 Steal: 1 vs South Carolina (01/20/24)
Had 2 Steals: 2 vs Louisville (12/03/25)

• BLOCKED SHOTS •

Had No Blocked Shots: 0 vs Samford (11/14/25)

• FEWEST TURNOVERS •

Had 0-2 Turnovers: 2 vs Mississippi State (03/08/25)
Had 3-5 Turnovers: 5 vs Samford (11/14/25)

• FOULS •

Had Single Digit Fouls: 9 vs UMES (11/26/24)
Committed 10-14 Fouls: 14 vs UNI (11/17/21)

GAME 1	Southern	32 45	77
#14/15 ARKANSAS	57 52	109	
Nov. 3, 2025 • Fayetteville, Ark. • Bud Walton Arena			

Southern 77 • 0-1

#	Player		Total		3-Ptr		Rebounds			PF	TP	A	TO	Blk	Stl	Min
			FG-FGA	FG-FGA	FT-FTA	Off	Def	Tot								
01	DaMarlee Jones	f	4-8	0-0	1-2	4	3	7	3	9	1	1	1	0	0	26
08	Malek Abdelgowad	f	4-7	0-0	0-0	2	4	6	1	8	0	3	0	0	0	13
03	Cam Amboree	g	1-4	1-2	0-0	0	2	2	1	3	0	2	0	0	0	10
10	Michael Jacobs	g	6-14	2-4	8-16	0	1	1	2	22	4	5	0	1	32	
35	PJ Dobioul	g	0-2	0-0	0-0	0	0	0	2	0	0	0	0	0	4	
00	Rondae Hill	g	3-6	3-5	0-0	0	1	1	1	9	0	1	0	0	14	
04	Brandon Hardy	g	1-3	1-2	0-0	0	2	2	1	3	1	0	0	0	1	23
05	Jayce Depron	g	0-4	0-3	0-0	0	0	0	2	0	0	0	0	0	0	6
13	Lionel Bell	g	0-0	0-0	0-0	1	1	2	1	0	0	0	1	0	6	
14	Fazi Oshodi	g	5-13	5-10	0-0	1	2	3	0	15	3	0	0	0	1	26
23	Terrance Dixon Jr.	g	1-3	0-0	1-2	0	3	3	3	3	1	0	1	0	1	20
24	Ashton Magee	g	2-5	0-1	1-4	3	2	5	3	5	0	0	0	0	0	20
	Team					1	4	5								
Totals				27-69	12-27	11-24	12	25	37	20	77	10	12	3	3	200
FG % 1st Half: 11-34			32.4%	2nd half: 16-35	45.7%	Game: 27-69	39.1%			Deadball Rebound: 11						
3FG % 1st Half: 6-13			46.2%	2nd half: 6-14	42.9%	Game: 12-27	44.4%									
FT % 1st Half: 4-9			44.4%	2nd half: 7-15	46.7%	Game: 11-24	45.8%									

Arkansas 109 • 1-0

#	Player		Total			3-Ptr			Rebounds			PF	TP	A	TO	Blk	Stl	Min
			FG-FGA	FG-FGA	FT-FTA	Off	Def	Tot	Off	Def	Tot							
07	Trevon Brazil	f	8-14	1-3	8-10	2	9	11	0	25	1	1	1	1	28			
23	Nick Pringle	f	4-7	0-0	0-0	3	5	8	3	8	0	0	0	0	24			
24	Billy Richmond III	f	2-4	0-2	2-2	0	3	3	5	6	1	1	1	0	16			
05	Darius Acuff Jr.	g	8-13	3-5	3-3	1	1	2	1	22	4	2	1	1	29			
21	D.J. Wagner	g	3-11	2-7	0-0	0	4	4	3	8	7	2	1	2	32			
00	Jaden Karulewta		0-0	0-0	0-0	0	1	1	0	0	1	0	0	0	2			
01	Meleek Thomas		7-15	4-10	3-4	4	2	6	2	21	7	1	0	3	30			
02	Amer Brown		0-0	0-0	0-0	0	0	0	0	0	0	0	0	0	1			
12	Malique Ewin		2-3	0-0	2-2	3	1	4	2	6	0	0	0	0	17			
14	Ayden Kelley		0-0	0-0	0-0	0	0	0	0	0	0	0	0	0	1			
15	Elmir Dzafic		0-0	0-0	1-2	0	0	0	0	1	0	2	0	1	3			
30	Isaiah Sealy		3-6	0-1	6-6	1	2	3	2	12	2	0	0	1	17			
	Team					0	3	3										
Totals			37-73	10-28	25-29	14	31	45	18	109	23	9	4	10	200			
FG % 1st Half: 17-32			53.1%	2nd half: 20-41	48.8%	Game: 37-73			50.7%	Deadball Rebound: 1,1								
3FG % 1st Half: 6-10			60.0%	2nd half: 4-18	22.2%	Game: 10-28			35.7%									
FT % 1st Half: 17-18			94.4%	2nd half: 8-11	72.7%	Game: 25-29			86.2%									

Officials: Mike Nance,Patrick Evans,Joe Lindsay
Technical fouls: Southern-None. Arkansas-None.
Attendance: 19200

Score by periods	1st	2nd	Total
Southern	32	45	77
Arkansas	57	52	109

Last FG - SU 2nd-00:45, AR 2nd-00:00.
Largest lead - SU by 2 1st-19:18, AR by 37 2nd-04:25.
SU led for 00:43. AR led for 38:35. Game was tied for 00:42.

Score tied - 0 times.
Lead changed - 1 time.

GAME 3	Central Arkansas	34 22	56
#21/21 ARKANSAS	43 50	93	
Nov. 11, 2025 • Fayetteville, Ark. • Bud Walton Arena			

Central Arkansas 56 • 1-2

#	Player		Total		3-Ptr		Rebounds			PF	TP	A	TO	Blk	Stl	Min
			FG-FGA	FG-FGA	FT-FTA	Off	Def	Tot								
25	Malchiah Marable	f	0-2	0-1	0-0	0	3	3	2	0	2	2	0	0	14	
01	Camren Hunter	f	7-18	0-7	2-2	1	3	4	2	16	0	1	0	1	28	
11	Rashad Bolden	g	2-12	1-8	2-3	0	3	3	1	7	0	0	0	2	28	
12	Ty Robinson	g	5-10	1-6	4-5	3	2	5	3	15	0	0	1	0	22	
24	Cole McCormick	g	0-2	0-2	1-2	1	0	1	4	1	2	1	1	1	17	
00	Truman Byrne	g	1-5	1-5	0-0	2	4	6	3	3	1	0	0	0	16	
02	Javion Guy-King	g	0-5	0-3	3-5	0	2	2	3	3	2	2	0	0	22	
05	Tyler Lee	g	1-2	1-2	1-3	0	3	3	0	4	2	0	0	0	18	
09	Harrison Beauchamp	g	0-0	0-0	0-0	0	0	0	0	0	0	0	0	0	3	
13	Parker Applegate	g	0-1	0-1	0-0	0	0	0	0	0	0	0	0	0	3	
23	Chris Mason	g	0-1	0-1	0-0	0	1	1	0	0	0	1	0	0	9	
32	Luke Moore	g	3-9	0-5	1-1	0	0	0	1	7	2	1	0	1	20	
	Team					3	4	7								
Totals			19-67	4-41	14-21	10	25	35	19	56	11	8	2	5	200	
FG % 1st Half: 12-39			30.8%	2nd half: 7-28	25.0%	Game: 19-67			28.4%	Deadball Rebound: 3						
3FG % 1st Half: 4-23			17.4%	2nd half: 0-18	0.0%	Game: 4-41			9.8%							
FT % 1st Half: 6-8			75.0%	2nd half: 8-13	61.5%	Game: 14-21			66.7%							

Arkansas 93 • 2-1

#	Player		Total		3-Ptr		Rebounds					PF	TP	A	TO	Blk	Stl	Min
			FG-FGA	FG-FGA	FT-FTA	Off	Def	Tot	Off	Def	Tot							
11	Karter Knox	f	5-8	4-6	5-5	3	7	10	4	19	1	2	1	1	24			
23	Nick Pringle	f	3-3	0-0	3-4	1	7	8	1	9	0	1	0	0	23			
01	Meleek Thomas	g	6-17	4-13	1-2	1	5	6	2	17	6	0	0	0	1	32		
05	Darius Acuff jr.	g	9-16	3-8	0-0	0	6	6	2	21	4	2	1	0	34			
21	D.J. Wagner	g	2-7	1-4	2-2	0	3	3	1	7	4	1	0	1	30			
12	Malique Ewin		4-5	0-0	2-2	0	5	5	3	10	0	1	0	1	23			
24	Billy Richmond III		1-2	1-1	1-2	1	3	4	0	4	0	1	0	0	20			
30	Isaiah Sealy		1-5	0-2	4-5	1	5	6	4	6	2	0	0	0	14			
	Team					1	0	1										
Totals			31-63	13-34	18-22	8	41	49	17	93	17	8	2	5	200			
FG % 1st Half: 15-31			48.4%	2nd half: 16-32	50.0%	Game: 31-63	49.2%											Deadball Rebound: 3,1
3FG % 1st Half: 7-15			46.7%	2nd half: 6-19	31.6%	Game: 13-34	38.2%											
FT % 1st Half: 6-8			75.0%	2nd half: 12-14	85.7%	Game: 18-22	81.8%											

Officials: Devyn Page,Vladimir Voyard-Tidal,K.B. Burdett Jr.
Technical fouls: Central Arkansas-None. Arkansas-None.
Attendance: 19200

Score by periods	1st	2nd	Total
Central Arkansas	34	22	56
Arkansas	43	50	93

Last FG - UCA 2nd-01:19, AR 2nd-01:04.
Largest lead - UCA None, AR by 38 2nd-01:04.
UCA led for 00:00. AR led for 39:21. Game was tied for 00:39.

Score tied - 0 times.
Lead changed - 0 times.

GAME 2	#14/15 ARKANSAS	39 27	66
FOX	#22/21 Michigan State	36 33	69
Nov. 8, 2025 • East Lansing, Mich. • Breslin Center			

Arkansas 66 • 1-1

#	Player		Total		3-Ptr	Rebounds					PF	TP	A	TO	Blk	Stl	Min
			FG-FGA	FG-FGA	FT-FTA	Off	Def	Tot	Off	Def							
07	Trevon Brazile	f	1-5	0-2	1-2	0	2	2	4	3	0	2	1	1	1	15	
23	Nick Pringle	f	2-2	0-0	2-4	4	3	7	5	6	1	1	3	2	28		
24	Billy Richmond III	f	3-8	1-4	1-2	2	4	6	1	8	0	2	1	0	28		
05	Darius Acuff jr.	g	5-16	2-8	4-7	1	1	2	2	16	6	1	0	2	33		
21	D.J. Wagner	g	4-6	2-4	3-4	0	2	2	2	13	3	1	0	3	31		
01	Meleek Thomas		5-15	2-9	4-4	2	4	6	3	16	2	2	0	1	29		
11	Karter Knox		0-1	0-1	0-0	0	4	4	2	0	4	4	0	1	19		
12	Malique Ewin		2-3	0-0	0-0	2	0	2	2	4	0	1	1	1	16		
30	Isaiah Sealy		0-0	0-0	0-0	0	0	0	0	0	0	0	0	0	1		
	Team					2	0	2									
Totals			22-56	7-28	15-23	13	20	33	21	66	16	14	6	11	200		
FG % 1st Half: 14-28			50.0%	2nd half: 8-28	28.6%	Game: 22-56		39.3%		Deadball Rebound: 3							
3FG % 1st Half: 5-14			35.7%	2nd half: 2-14	14.3%	Game: 7-28		25.0%									
FT % 1st Half: 6-10			60.0%	2nd half: 9-13	69.2%	Game: 15-23		65.2%									

GAME 5	Winthrop	41	42	83
#21/22 ARKANSAS		43	41	84
Nov. 18, 2025 • Fayetteville, Ark. • Bud Walton Arena				

Winthrop 83 • 2-3

#	Player	Total		3-Ptr		Rebounds			PF	TP	A		TO	Blk	Stl	Min
		FG-FGA	FG-FGA	FT-FTA	Off	Def	Tot									
##	Logan Duncomb	c	6-10	0-0	1-2	2	2	4	5	13	2	1	1	0	22	
01	Isaiah Wilson	g	0-2	0-1	0-0	0	0	0	1	0	2	2	0	0	12	
02	Kareem Rozier	g	8-11	7-10	0-0	0	2	2	3	23	5	1	0	0	31	
07	Daylen Berry	g	4-13	2-6	1-2	0	2	2	3	11	2	2	0	0	33	
11	Kody Clouet	g	6-9	4-6	0-0	1	3	4	3	16	1	0	0	0	24	
03	Josh Meo		1-5	0-2	2-2	0	1	1	0	4	0	1	0	0	17	
04	Pharell Boyogueno		2-4	1-3	0-0	0	3	3	0	5	1	1	1	2	12	
15	Tommy Kamarad		1-3	1-3	0-0	0	2	2	0	3	3	1	0	0	10	
21	Tai Hamilton		0-0	0-0	0-0	0	0	0	1	0	0	0	0	0	5	
23	Edward Nnamoko		1-5	0-0	0-0	2	3	5	3	2	1	1	0	0	12	
25	Seifeldin Hendawy		3-5	0-1	0-0	1	3	4	1	6	1	0	0	1	22	
Team							2	1	3							
Totals			32-67	15-32	4-6	8	22	30	20	83	18	10	2	3	200	
FG % 1st Half:		16-35	45.7%	2nd half:	16-32	50.0%	Game:	32-67	47.8%	Deadball Rebound: 2						
3FG % 1st Half:		7-16	43.8%	2nd half:	8-16	50.0%	Game:	15-32	46.9%							
FT % 1st Half:		2-2	100.0%	2nd half:	2-4	50.0%	Game:	4-6	66.7%							

Arkansas 84 • 4-1

#	Player	Total		3-Ptr		Rebounds			PF	TP	A		TO	Blk	Stl	Min
		FG-FGA	FG-FGA	FT-FTA	Off	Def	Tot									
07	Trevon Brazile	f	5-6	0-0	4-4	1	7	8	1	14	2	1	4	1	35	
11	Karter Knox	f	3-7	1-2	2-2	1	2	3	2	9	1	2	0	1	24	
12	Malique Ewin	f	1-2	0-0	0-0	2	1	3	1	2	0	0	1	1	7	
05	Darius Acuff Jr.	g	3-10	2-4	4-4	0	2	2	2	12	5	3	0	0	33	
21	D.J. Wagner	g	0-5	0-2	2-2	0	1	1	1	2	1	0	1	1	19	
01	Meleek Thomas		10-20	3-8	3-4	1	2	3	2	26	3	1	0	2	34	
23	Nick Pringle		5-5	0-0	3-4	1	6	7	3	13	0	1	2	0	28	
24	Billy Richmond III		2-3	0-1	2-2	1	0	1	1	6	1	0	0	0	20	
Team							0	5	5							
Totals			29-58	6-17	20-22	7	26	33	13	84	13	9	8	5	200	
FG % 1st Half:		14-33	42.4%	2nd half:	15-25	60.0%	Game:	29-58	50.0%	Deadball Rebound: 2.1						
3FG % 1st Half:		3-12	25.0%	2nd half:	3-5	60.0%	Game:	6-17	35.3%							
FT % 1st Half:		12-12	100.0%	2nd half:	8-10	80.0%	Game:	20-22	90.9%							

Officials: Hunter Allen,Wil Howard,Courtney Green
Technical fouls: Winthrop-Logan Duncomb, Arkansas-Nick Pringle.
Attendance: 19200
ARK #30 & #21 - WIN #23 & #4 were ejected for leaving the bench at 0:11.9 in the 2nd half

Score by periods	1st	2nd	Total
Winthrop	41	42	83
Arkansas	43	41	84

Last FG - WIN 2nd-02:00, AR 2nd-00:11.
Largest lead - WIN by 5 1st-12:06, AR by 8 1st-04:30.
WIN led for 14:42. AR led for 20:09. Game was tied for 05:09.

Points	In	Off	2nd	Fast	Bench
WIN	34	9	16	9	20
AR	40	10	12	16	45

Score tied - 11 times.
Lead changed - 9 times.

GAME 7	#4/4 Duke	41	39	80
#22/21 ARKANSAS		35	36	71
Nov. 27, 2025 • Chicago, Ill. • United Center • CBS Sports Thanksgiving Classic				

Duke 80 • 8-0

#	Player	Total		3-Ptr		Rebounds			PF	TP	A		TO	Blk	Stl	Min
		FG-FGA	FG-FGA	FT-FTA	Off	Def	Tot									
12	Cameron Boozer	f	13-18	2-4	7-11	2	7	9	2	35	3	3	0	2	36	
21	Patrick Ngongba	c	4-8	1-2	2-2	3	2	5	3	11	2	1	1	1	29	
01	Caleb Foster		5-10	2-3	3-4	1	4	5	1	15	8	4	0	1	33	
03	Isaiah Evans	g	3-10	3-9	0-0	0	5	5	2	9	0	0	0	0	31	
07	Dame Sarr	g	2-6	0-3	0-0	0	2	2	2	4	0	1	0	1	17	
02	Cayden Boozer		0-2	0-0	0-0	0	1	1	0	0	0	1	0	0	8	
06	Maliqu Brown		1-1	0-0	0-0	3	1	4	2	2	3	2	0	1	15	
08	Darren Harris		0-0	0-0	0-0	0	0	0	0	0	0	0	0	0	2	
14	Nikolas Khamenia		1-4	0-2	2-4	2	3	5	1	4	0	0	0	0	29	
Team							1	0	1							
Totals			29-59	8-23	14-21	12	25	37	13	80	16	12	1	6	200	
FG % 1st Half:		15-33	45.5%	2nd half:	14-26	53.8%	Game:	29-59	49.2%	Deadball Rebound: 6						
3FG % 1st Half:		6-16	37.5%	2nd half:	2-7	28.6%	Game:	8-23	34.8%							
FT % 1st Half:		5-7	71.4%	2nd half:	9-14	64.3%	Game:	14-21	66.7%							

Arkansas 71 • 5-2

#	Player	Total		3-Ptr		Rebounds			PF	TP	A		TO	Blk	Stl	Min
		FG-FGA	FG-FGA	FT-FTA	Off	Def	Tot									
07	Trevon Brazile	f	3-7	2-5	3-4	3	8	11	2	11	2	2	1	2	35	
11	Karter Knox	f	1-4	0-2	0-0	1	1	2	3	2	0	1	0	1	23	
23	Nick Pringle	f	1-3	0-0	1-1	1	0	1	5	3	2	1	0	0	19	
05	Darius Acuff Jr.	g	8-17	4-8	1-2	0	2	2	1	21	5	1	0	1	37	
21	D.J. Wagner	g	1-5	0-3	1-1	0	1	1	0	3	3	0	0	1	16	
01	Meleek Thomas		5-15	3-10	0-0	0	1	1	2	13	2	0	0	0	26	
12	Malique Ewin		3-7	0-0	1-1	2	1	3	3	7	1	1	0	0	20	
24	Billy Richmond III		4-6	1-2	2-2	2	3	5	2	11	2	5	2	1	24	
Team							1	2	3							
Totals			26-64	10-30	9-11	10	19	29	18	71	17	12	3	8	200	
FG % 1st Half:		12-33	36.4%	2nd half:	14-31	45.2%	Game:	26-64	40.6%	Deadball Rebound: 5						
3FG % 1st Half:		6-16	37.5%	2nd half:	4-14	28.6%	Game:	10-30	33.3%							
FT % 1st Half:		5-7	71.4%	2nd half:	4-4	100.0%	Game:	9-11	81.8%							

Officials: Ron Groover,Courtney Green,Steve Anderson
Technical fouls: Duke-None, Arkansas-None.
Attendance: 10766

Score by periods	1st	2nd	Total
Duke	41	39	80
Arkansas	35	36	71

Last FG - DUKE 2nd-01:41, AR 2nd-02:58.
Largest lead - DUKE by 13 1st-01:54, AR by 7 1st-14:31.
DUKE led for 16:51. AR led for 18:10. Game was tied for 04:59.

Score tied - 7 times.
Lead changed - 4 times.

GAME 6	Jackson State	19	42	61
#21/22 ARKANSAS		47	68	115
Nov. 21, 2025 • Fayetteville, Ark. • Bud Walton Arena				

Jackson St. 61 • 0-5

#	Player		Total			3-Ptr			Rebounds			PF	TP	A	TO	Blk	Stl	Min
			FG-FGA	FG-FGA	FT-FTA	Off	Def	Tot										
03	Jayme Mitchell Jr.	f	1-7	1-3	4-4	1	1	2	2	7	1	1	0	0	19			
21	Kobe Butler	f	1-7	0-1	0-0	3	0	3	2	2	1	2	2	2	28			
10	Ebo Wilson	c	0-0	0-0	0-0	1	1	2	4	0	0	4	0	0	19			
01	Dorian McMillian	g	4-11	1-5	0-0	0	0	0	0	9	0	4	0	0	17			
24	Daeshun Ruffin	g	0-3	0-0	0-0	0	2	2	0	0	2	0	0	0	8			
00	Tamarion Hoover		6-11	4-9	3-3	1	2	3	3	19	3	0	0	0	21			
04	Devin Ree		2-3	1-2	0-0	1	2	3	2	5	0	1	0	0	17			
07	Kedrick Simmons		3-7	1-3	0-0	0	0	1	1	2	7	2	0	0	24			
09	Deyan Kolev		1-4	0-1	0-0	1	0	1	5	2	0	1	0	0	10			
12	Delyle Williams		3-9	0-2	1-3	1	5	6	2	7	6	6	0	0	28			
13	Cael Jones		1-2	1-1	0-1	0	1	1	3	3	0	0	0	0	9			
Team						3	0	3						1				
Totals				22-64	9-27	8-11	12	15	27	25	61	15	20	2	2	200		
FG % 1st Half: 7-33			21.2%	2nd half: 15-31	48.4%	Game: 22-64	34.4%											Deadball
3FG % 1st Half: 3-15			20.0%	2nd half: 6-12	50.0%	Game: 9-27	33.3%											Rebound
FT % 1st Half: 2-2			100%	2nd half: 6-9	66.7%	Game: 8-11	72.7%											3.2

GAME 9 	Fresno State	24 34	58
	#25/23 ARKANSAS	34 48	82
	Dec. 6, 2025 • North Little Rock, Ark. • Simmons Bank Arena		

Fresno St. 58 • 6-4

#	Player	Total		3-Ptr		Rebounds			PF	TP	A TO Blk Stl					Min
		FG-FGA	FG-FGA	FT-FTA	Off Def Tot	PF	TP	A TO Blk Stl								
35	DeShawn Gory	f	2-6	0-3	0-1	1 2 3	0 4	0 0 0 0 0	19							
16	Wilson Jacques	c	5-9	1-1	1-2	4 10 14	2 12	3 3 1 0 0	32							
03	Jake Heidebreder	e	1-10	0-5	6-6	0 1 1	2 8	1 1 0 2 34								
04	Cameron Faas	e	3-6	0-3	0-0	0 0 0	0 6	0 0 0 0 0	11							
10	Zaon Collins	e	2-14	0-5	0-0	1 1 2	2 4	2 4 0 0 0	30							
05	Makhan Diouf		1-3	0-2	0-0	0 5 5	2 2	0 0 0 2 10								
06	DJ Stickman		2-2	1-1	0-0	0 2 2	0 5	0 2 0 0 9								
09	Gasper Kocovar		1-2	0-0	0-0	1 1 2	0 2	0 2 0 0 11								
11	Jac Mani		4-7	2-4	2-2	1 5 6	4 12	0 5 0 0 17								
15	David Douglas Jr.		1-4	0-2	1-2	2 2 4	1 3	0 0 0 0 12								
17	Matteo Porto		0-0	0-0	0-0	0 0 0	1 0	0 0 0 0 2								
21	Bastien Rieber		0-0	0-0	0-0	0 0 0	0 0	5 0 0 0 13								
	Team					2 0 2										
Totals			22-63	4-26	10-13	12 29 41	14 58	11 17 1 4	200							
FG % 1st Half:		9-30	30.0%	2nd half:	13-33	39.4%	Game:	22-63	34.9%							
3FG % 1st Half:		2-12	16.7%	2nd half:	2-14	14.3%	Game:	4-26	15.4%							
FT % 1st Half:		4-5	80.0%	2nd half:	6-8	75.0%	Game:	10-13	76.9%							

Arkansas 82 • 7-2

#	Player	Total		3-Ptr		Rebounds			PF	TP	A TO Blk Stl					Min
		FG-FGA	FG-FGA	FT-FTA	Off Def Tot	PF	TP	A TO Blk Stl								
07	Trevon Brazile	f	1-7	0-2	2-3	1 5 6	1 4	1 0 1 4 29								
11	Karter Knox	f	4-9	3-5	0-0	1 3 4	2 11	3 2 1 1 24								
23	Nick Pringle	f	1-2	0-0	0-0	1 6 7	2 2	1 0 0 0 23								
05	Darius Acuff Jr.	e	7-12	3-6	1-2	0 5 5	1 18	8 1 0 1 34								
21	D.J. Wagner	e	4-10	2-8	2-2	0 0 0	2 12	0 2 1 0 30								
01	Meleek Thomas		4-12	3-7	1-2	0 1 1	2 12	1 2 0 3 21								
12	Malique Ewin		4-6	0-0	1-2	3 2 5	3 9	0 0 2 0 17								
24	Billy Richmond III		3-5	0-1	0-0	1 0 1	1 6	4 1 0 0 12								
30	Isaiah Sealy		2-3	0-1	4-6	1 2 3	1 8	0 0 0 2 10								
	Team					2 5 7										
Totals			30-66	11-30	11-17	10 29 39	15 82	18 8 5 11	200							
FG % 1st Half:		13-28	46.4%	2nd half:	17-38	44.7%	Game:	30-66	45.5%							
3FG % 1st Half:		3-12	25.0%	2nd half:	8-18	44.4%	Game:	11-30	36.7%							
FT % 1st Half:		5-8	62.5%	2nd half:	6-9	66.7%	Game:	11-17	64.7%							


Officials: Michael Swooboda,Todd Austin,Olandis Poole
Technical fouls: Fresno St.-Jac Mani. Arkansas-Billy Richmond III; Trevon Brazile.
Attendance: 11534

Score by periods	1st	2nd	Total
Fresno St.	24	34	58
Arkansas	34	48	82

Last FG - FRESNO 2nd-00:29, AR 2nd-00:46.
Largest lead - FRESNO None, AR by 32 2nd-10:35.
FRESNO led for 00:00. AR led for 38:02. Game was tied for 01:58.

Points	In Paint	Off T/O	2nd Chance	Fast Break	Bench
FRESNO	32	10	10	11	24
AR	30	16	10	26	35

Score tied - 0 times.
Lead changed - 0 times.

GAME 10 	#16/16 Texas Tech	49 37	86
	#17/17 ARKANSAS	43 50	93
	Dec. 13, 2025 • Dallas, Texas. • American Airlines Center • Revocruit Classic		

Texas Tech 86 • 7-3

#	Player	Total		3-Ptr		Rebounds			PF	TP	A TO Blk Stl					Min
		FG-FGA	FG-FGA	FT-FTA	Off Def Tot	PF	TP	A TO Blk Stl								
03	LeJuan Watts	f	3-10	2-3	0-0	1 3 4	4 8	5 0 0 0 33								
12	Donovan Atwell	f	2-5	2-5	0-0	0 0 0	3 6	0 0 0 1 26								
15	JT Toppin	f	14-22	0-1	2-7	7 4 11	4 30	0 3 3 2 40								
01	Tyree Bryan	e	3-7	2-5	0-0	1 3 4	2 8	4 0 1 0 32								
04	Christian Anderson	e	10-17	5-11	1-3	1 3 4	2 26	11 4 0 0 40								
11	Jaylen Petty		3-8	2-6	0-0	1 5 6	2 8	1 0 0 1 29								
	Team					3 1 4										
Totals			35-69	13-31	3-10	14 19 33	17 86	21 7 4 4	200							
FG % 1st Half:		20-35	57.1%	2nd half:	15-34	44.1%	Game:	35-69	50.7%							
3FG % 1st Half:		8-15	53.3%	2nd half:	5-16	31.3%	Game:	13-31	41.9%							
FT % 1st Half:		1-4	25.0%	2nd half:	2-6	33.3%	Game:	3-10	30.0%							

Arkansas 93 • 8-2

#	Player	Total		3-Ptr		Rebounds			PF	TP	A TO Blk Stl					Min
		FG-FGA	FG-FGA	FT-FTA	Off Def Tot	PF	TP	A TO Blk Stl								
07	Trevon Brazile	f	8-13	4-5	4-4	3 7 10	3 24	0 2 2 0 32								
11	Karter Knox	f	8-11	3-4	1-3	2 4 6	2 20	1 0 2 2 35								
23	Nick Pringle	f	1-2	0-0	0-4	2 2 4	2 2	1 1 0 0 11								
05	Darius Acuff Jr.	e	7-14	2-5	4-6	1 3 4	0 20	8 2 1 0 34								
21	D.J. Wagner	e	2-5	0-1	0-0	0 0 0	2 4	1 1 0 1 28								
01	Meleek Thomas		2-8	1-4	3-3	1 1 2	0 8	2 0 0 1 24								
12	Malique Ewin		4-5	0-0	1-2	4 2 6	2 9	1 1 1 0 18								
24	Billy Richmond III		1-5	0-0	4-4	2 1 3	4 6	4 0 0 2 18								
	Team					1 4 5										
Totals			33-63	10-19	17-26	16 24 40	15 93	18 7 6 6	200							
FG % 1st Half:		16-30	53.3%	2nd half:	17-33	51.5%	Game:	33-63	52.4%							
3FG % 1st Half:		5-11	45.5%	2nd half:	5-8	62.5%	Game:	10-19	52.6%							
FT % 1st Half:		6-10	60.0%	2nd half:	11-16	68.8%	Game:	17-26	65.4%							

Officials: Lucas Santos,Darron George,Brooks Wells
Technical fouls: Texas Tech-None. Arkansas-None.
Attendance: 8277

Score by periods	1st	2nd	Total
Texas Tech	49	37	86
Arkansas	43	50	93

Points	In Paint	Off T/O	2nd Chance	Fast Break	Bench
TTU	42	5	18	4	8
AR	44	11	20	18	23

Last FG - TTU 2nd-00:11, AR 2nd-00:24.
Largest lead - TTU by 10 1st-07:47, AR by 10 2nd-00:14.
TTU led for 32:04. AR led for 06:36. Game was tied for 01:20.

Score tied - 1 time.
Lead changed - 7 times.