



GAME NOTES



2025-2026

QUEENS UNIVERSITY OF CHARLOTTE MEN'S BASKETBALL

CONFERENCE: Atlantic Sun

HEAD COACH: Grant Leonard

QUEENS RECORD: 57-55

ASUN RECORD: 26-28

SEASON AT QUEENS: 4th Season

WEBSITE: queensathletics.com

TWITTER: @queensMBB

INSTAGRAM: @queens_mbb



5-6 (0-0 ASUN)

QUEENS

GAME 12

DATE: December 16, 2025
TIME: 9:00 PM ET
LOCATION: Fayetteville, Ark.
VENUE: Bud Walton Arena
CAPACITY: 19,200
VIDEO: SEC Network
STATS: StatBroadcast

SERIES HISTORY WITH ARKANSAS

Overall Record: First Meeting
Last Queens Win:
Current Streak:
Last Matchup:

CONFERENCE: SEC

HEAD COACH: John Calipari

ARKANSAS RECORD: 30-16

CAREER RECORD: 843-277

SEASON AT ARK: 2nd season

WEBSITE: arkansasrazorbacks.com

TWITTER: @RazorbackMBB

INSTAGRAM: @razorbackmbb



8-2 (0-0 SEC)

ARKANSAS

SCHEDULE AND RESULTS

OVERALL: 5-6 | ASUN: 0-0 | H: 5-0 | A: 0-5 | N: 0-1

NOVEMBER

3	vs. Winthrop	Field of 68 YT	L, 81-74
5	vs. Lynchburg	ESPN+	W, 87-76
8	at Villanova	ESPN+	L, 94-74
11	at Duquesne	ESPN+	L, 87-81 (OT)
15	vs. Sacred Heart	ESPN+	W, 81-64
20	vs. UNC Greensboro	ESPN+	W, 101-94
23	at Furman	ESPN+	L, 90-79
28	at Virginia	ACC/NX/ESPN+	L, 90-79

DECEMBER

3	vs. Gardner-Webb	WCCB/ESPN+	W, 107-74
12	vs. South Carolina State	ESPN+	W, 102-78
14	at Wake Forest	ACC/NX/ESPN+	L, 111-73
16	at Arkansas	SEC Network	9:00PM ET
29	at Auburn	SEC/NX/ESPN+	10:00PM ET

JANUARY

1	vs. Eastern Kentucky*	ESPN+	7:00PM
3	vs. Bellarmine*	ESPN+	3:00PM
8	at Jacksonville*	ESPN+	7:00PM
10	at North Florida*	ESPN+	2:00PM
15	at Florida Gulf Coast*	ESPN+	7:00PM
17	at Stetson*	ESPN+	2:00PM
21	vs. North Alabama*	WCCB/ESPN+	7:00PM
24	at West Georgia*	ESPN+	4:30PM
28	vs. Central Arkansas*	ESPN+	7:00PM
31	at Bellarmine*	ESPN+	2:00PM

FEBRUARY

5	vs. Jacksonville*	ESPN+	7:00PM
7	vs. North Florida*	ESPN+	3:00PM
14	vs. Austin Peay*	ESPN+	7:00PM
18	vs. Lipscomb*	ESPN+	4:00PM
21	at North Alabama*	ESPN+	7:00PM ET
25	vs. West Georgia*	ESPN+	3:00PM
28	at Eastern Kentucky*	ESPN+	7:00PM
29	at Central Arkansas*	ESPN+	TBD

MARCH

4-8	ASUN Tournament!	ESPN+	TBD
-----	------------------	-------	-----

Home Games in Bold

* Denotes ASUN Conference Game

% Denotes ASUN/SoCon Challenge

! Denotes ASUN Tournament

Times given are Eastern Time and subject to change

Rankings are AP/Coaches

QUEENS RECORD VS. 24-25 OPPONENTS

Winthrop	2-6
Lynchburg	4-0
Villanova	0-1
Duquesne	0-1
Sacred Heart	1-0
UNC Greensboro	3-1
Furman	0-1
Virginia	0-1
Gardner-Webb	5-2
South Carolina State	1-0
Wake Forest	0-1
Arkansas	0-0
Auburn	0-0
Eastern Kentucky	1-3
Bellarmine	3-1
Jacksonville	1-3
North Florida	1-5
FGCU	6-2
Stetson	4-2
North Alabama	2-2
West Georgia	4-0
Central Arkansas	3-1
Austin Peay	3-2
Lipscomb	1-4

QU PROGRAM HISTORY

First Season	1989-90
All-Time Record	726-365
ASUN Record	26-28
NCAA Appearances	15 (D2)
Conference Tournament Titles	5 (D2)

QUEENS USAGE

First Reference	Queens University of Charlotte
Second, etc	Queens University OR Queens
NEVER	Queens College, Charlotte
Nickname	Royals

TABLE OF CONTENTS

Roster	2
Game Preview	3
Team History/New Branding	4
Team Notes/Stats	5-6
Miscellaneous Stats	7
Coaching Staff	9-9
Player Profiles/Stats	10-27
2024-25 Stat Reports	28-35
Radio/TV Roster	36

QUEENS BASKETBALL HEADLINES

QUEENS VS. ARKANSAS

- First-ever meeting between Queens and Arkansas on Tuesday night
- Second time the Royals will play an SEC opponent after falling to Ole Miss last season 80-62

QUEENS BASKETBALL HEADLINES

- Non-Conference Challenge**
 - After being picked to win the ASUN this season, Queens has embarked on a fierce non-conference schedule with three opponents already ranking in the top 50 of the KenPom rankings. The slate doesn't get any easier as the Royals close non-conference play at Arkansas (#25), and Auburn (#29).
- Three Ball**
 - Queens ranks 16th in the nation in three-pointers made per game (11.2). Inside Curry Arena, the Royals are burying 14.3 per game while only connecting on 8.8 per game on the road.
- Chris Ashby**
 - Named the ASUN Preseason Player of the Year.
 - Named the Blue Ribbon College Basketball Preseason ASUN Player of the Year.
 - 2024-25 Third Team All-ASUN selection.
 - Broke the single-season school record with 115 three-pointers made last season.
 - Ranks second all-time in program history for 3-pointers made and sits 23 threes away from breaking Chris Benson's all-time school record set back in 2003.
- Quick Turnarounds**
 - Tuesday night will be the Royals final game of a three game swing over a five day stretch.
- Double the Mann**
 - Senior Nasir Mann has put together a career-best season as he leads the Royals with 15.3 points and 5.6 rebounds per game. The Gainesville, Florida, native turned in his third 20+ point performance on Friday night with a career-high 23 points against South Carolina State.
- Finish Strong**
 - Since joining Division I, Queens is a perfect 27-0 against non-conference opponents when leading with five minutes to go in the game.
- 'Tis the Holidays**
 - Head Coach Grant Leonard has taken the internet by storm with his holiday sweater collection. At Virginia, Leonard sported a "Leftovers are for Quitters" Thanksgiving themed sweater, which went viral on social media, including being picked up by YahooSports. Since ascending to the helm of the program, Leonard has picked one December game each season where the entire coaching staff wears a Holiday sweater.
- Buddy the Street Dog**
 - A new face behind the Royals bench, Buddy, has become a staple in the Royals locker room. A new tradition started this season, head coach Grant Leonard awards Buddy to the "Street Dog of the Game," the Royal who brings the most energy and impacts the game in various ways.
- Last Time Out**
 - Queens fell 111-73 at Wake Forest on Sunday night as the Demon Deacons shot 62 percent from the field and buried 17-of-33 attempts from the perimeter. Wake Forest capitalized on 13 Queens turnovers with 24 points. Chris Ashby led Queens with 15 points on 5-of-11 shooting from downtown.

POSSIBLE STARTERS

	0 JORDAN WATFORD G FR. 6-5 LANCASTER, S.C.	PTS 8.1	REB 2.2	FG% 54%	AST 4.3	MIN 20.7
---	---	------------	------------	------------	------------	-------------

-First career start against UNCG

-Ranks 5th in the ASUN with 4.3 assists per game

-2024-25 South Carolina MaxPreps Player of the Year

-No. 1 player in South Carolina, according to 247Sports

-Two-time All-State, two-time Regional Player of the Year, and four-time All-Region selection

	11 CHRIS ASHBY G GR. 6-2 HOUSTON, TEXAS	PTS 13.0	REB 2.1	FG% 40%	AST 1.5	MIN 29.4
---	--	-------------	------------	------------	------------	-------------

-33rd in the nation in threes made this season

-Blue Ribbon College Basketball Preseason ASUN Player of the Year

-ASUN Preseason Player of the Year

-Second in program history in 3-point field goals made

-Broke the single-season three-point record last year (115)

	22 CARSON SCHWIEGER F R-SO. 6-8 OVERLAND PARK, KAN.	PTS 8.4	REB 3.6	FG% 47%	AST 0.9	MIN 19.5
---	--	------------	------------	------------	------------	-------------

-First start of the season at Virginia

-Matched his career-high with 17 points on 5-of-11 shooting from deep against South Carolina State

-Made 19 appearances, including three starts at Valparaiso

-Twin brother of Wake Forest standout Cooper Schwieger, who'm he matched up against last outing

	1 NASIR MANN G SR. 6-5 GAINESVILLE, FLA.	PTS 15.3	REB 5.6	FG% 54%	AST 2.5	MIN 31.1
---	---	-------------	------------	------------	------------	-------------

-Appeared in 34 games last season and averaged 6.6 points

-Made No. 3 on ESPN SportsCenter Top 10 for dunk at Stetson last season

-Member of a McNeese State program that won the Southland Conference Championship

-Named a Top 100 JUCO prospect by JUCO Recruiting

-McDonald's All-American nominee coming out of high school

	6 AVANTAE PARKER F JR. 6-9 COLUMBIA, S.C.	PTS 10.7	REB 4.1	FG% 71%	BLK 1.0	MIN 19.7
---	--	-------------	------------	------------	------------	-------------

-Made No. 7 on ESPN SportsCenter Top 10 against UNCG for put-back dunk that broke the shot clock

-Transferred from Georgia Southern after two seasons

-Swatted 40 shots as a freshman, the second most amongst first-year players and eighth most in a single season

-No. 4 prospect in South Carolina coming out of high school

-Two-time All-State and 2A All-Region selection

LAST 10 STARTING LINEUPS

DATE	OPPONENT	STARTING LINEUP
11/5/2025	Lynchburg	Yoav Berman, Chris Ashby, Nasir Mann, Maban Jabriel, Avantae Parker
11/8/2025	Villanova	Yoav Berman, Chris Ashby, Nasir Mann, Kam Clark, Avantae Parker
11/11/2025	Duquesne	Yoav Berman, Chris Ashby, Nasir Mann, Kam Clark, Avantae Parker
11/15/2025	Sacred Heart	Yoav Berman, Chris Ashby, Nasir Mann, Kam Clark, Avantae Parker
11/20/2025	UNC Greensboro	Jordan Watford, Chris Ashby, Yoav Berman, Nasir Mann, Avantae Parker
11/23/2025	Furman	Jordan Watford, Chris Ashby, Yoav Berman, Nasir Mann, Avantae Parker
11/28/2025	Virginia	Jordan Watford, Chris Ashby, Nasir Mann, Carson Schwieger, Avantae Parker
12/3/2025	Gardner-Webb	Jordan Watford, Chris Ashby, Nasir Mann, Carson Schwieger, Avantae Parker
12/12/2025	South Carolina State	Jordan Watford, Chris Ashby, Nasir Mann, Carson Schwieger, Avantae Parker
12/14/2025	Wake Forest	Jordan Watford, Chris Ashby, Nasir Mann, Carson Schwieger, Avantae Parker

QUEENS
BASKETBALL



2025-26 QUEENS MEN'S BASKETBALL NUMERICAL ROSTER

#	Name	Pos	Yr	Ht	Wt	Hometown (HS/PS)
0	Jordan Watford	G	Fr.	6-5	185	Lancaster, S.C./Lancaster High School
1	Nasir Mann	G	Sr.	6-5	203	Gainesville, Fla./The Villages/Santa Fe CC/McNeese State
3	Isaiah Henry	G	Fr.	6-4	222	Charlotte, N.C./Cannon School/PHHoenix Prep
4	Reid Celestin	F	Jr.	6-6	189	Atlanta, Ga./Brewster Academy/Wesleyan University/San Diego City College
5	Kam Clark	G	Jr.	6-7	187	Memphis, Tenn./Houston High School/Cleveland State CC/Itawamba CC
6	Avantae Parker	F	Jr.	6-9	218	Columbia, S.C./Gray Academy/Georgia Southern
7	Gus Larson	F	Gr.	6-10	220	New Canaan, Conn./Northfield Mount Hermon School/Penn/California, Berkeley
9	Maban Jabriel	G	So.	6-9	205	Ontario, Canada/Tri-City Prep
11	Chris Ashby	G	Gr.	6-2	193	Houston, Texas/Atascocita High School/Paris Junior College
12	Tyler Crider	G	Fr.	6-0	160	Matthews, N.C./Weddington High School/Central Carolina CC
22	Carson Schwieger	F	R-So.	6-8	222	Overland Park, Kan./Blue Valley Southwest/Link Year Prep/Wright State/Valparaiso
24	Yoav Berman	G	So.	6-6	214	Tel Aviv, Israel
25	Jacob Brandly	G	Fr.	6-6	216	Holtsville, N.Y./Combine Academy
35	Colby Christiansen	G	Fr.	6-2	182	Portland, Ore./Franklin High School

Redshirts

2	Danzelle Bullock Coles	G	R-Fr.	6-5	194	Richmond, Va./St. Anne's-Belfield
8	Jimma James	G	R-Jr.	6-6	192	Ontario, Canada/Huntington Expression Prep/Casper/Northeastern Oklahoma A&M
13	Saif-Allah Zatari	G	R-Fr.	6-3	188	Amman, Jordan/Amman Bacculaureate School
15	Seamus Wilson	G	R-Fr.	6-0	165	Moscow, Idaho/Logos School
23	Matthew Walter	G	R-Fr.	6-3	182	Honolulu, Hawaii/IMG Academy

COACHING STAFF

Head Coach: Grant Leonard (William Penn, '04), 4th Season

Assistant Coach/Offensive Coordinator: Dan Bailey, 4th Season

Assistant Coach/Defensive Coordinator: Bobby Horodyski, 3rd Season

Assistant Coach/Rebounding and Culture Coordinator: Adam Short, 2nd Season

Assistant Coach/Gameplan Specialist: Amit Tailor, 2nd Season

Assistant Coach/Recruiting Coordinator: Damian Dixon, 2nd Season

Director of Player Development: Sean Evans, 1st Season

Special Assistant to the Head Coach/Defensive Analyst: Evan Harville, 1st Season

Director of Basketball Operations: Will Prater, 1st Season

ROSTER BY CLASS

GRADUATE STUDENTS (2)

Gus Larson, Chris Ashby

SENIORS (1)

Nasir Mann

JUNIORS (4)

Reid Celestin, Kam Clark, Avantae Parker, Jimma James

SOPHOMORES (3)

Maban Jabriel, Carson Schwieger, Yoav Berman

FRESHMEN (9)

Jordan Watford, Danzelle Bullock-Coles, Isaiah Henry, Tyler Crider, Saif-Allah Zatari, Seamus Wilson, Matthew Walter, Jacob Brandly, Colby Christiansen

ROSTER BY STATE/COUNTRY

NORTH CAROLINA

Isaiah Henry, Tyler Crider

SOUTH CAROLINA

Jordan Watford, Avantae Parker

FLORIDA

Nasir Mann

GEORGIA

Reid Celestin

HAWAII

Matthew Walter

IDAHO

Seamus Wilson

KANSAS

Carson Schwieger

NEW YORK

Jacob Brandly

OREGON

Colby Christiansen

TENNESSEE

Kam Clark

TEXAS

Chris Ashby

VIRGINIA

Danzelle Bullock-Coles

CONNECTICUT

Gus Larson

CANADA

Jimma James, Maban Jabriel

JORDAN

Saif-Allah Zatari

ISRAEL

Yoav Berman

ALPHABETICAL ROSTER

#	Name	Pos	Yr	Ht	Hometown
11	Chris Ashby	G	Gr.	6-2	Houston, Texas
24	Yoav Berman	G	So.	6-6	Tel Aviv, Israel
25	Jacob Brandly	G	Fr.	6-6	Holtsville, N.Y.
2	Danzelle Bullock-Coles	G	R-Fr.	6-5	Richmond, Va.
4	Reid Celestin	F	Jr.	6-6	Atlanta, Ga.
35	Colby Christiansen	G	Fr.	6-2	Portland, Ore.
5	Kam Clark	G	Jr.	6-7	Memphis, Tenn.
12	Tyler Crider	G	Fr.	6-0	Matthews, N.C.
3	Isaiah Henry	G	Fr.	6-4	Charlotte, N.C.
9	Maban Jabriel	G	So.	6-9	Ontario, Canada
8	Jimma James	G	R-Jr.	6-6	Ontario, Canada
7	Gus Larson	F	Gr.	6-10	New Canaan, Conn.
1	Nasir Mann	G	Sr.	6-5	Gainesville, Fla.
6	Avantae Parker	F	Jr.	6-9	Columbia, S.C.
22	Carson Schwieger	F	R-So.	6-8	Overland Park, Kan.
23	Matthew Walter	G	R-Fr.	6-3	Honolulu, Hawaii
0	Jordan Watford	G	Fr.	6-5	Lancaster, S.C.
15	Seamus Wilson	G	R-Fr.	6-0	Moscow, Idaho
13	Saif-Allah Zatari	G	R-Fr.	6-3	Amman, Jordan

ROSTER BY POSITION

#	Name	Pos	Yr	Ht	Hometown
0	Jordan Watford	G	Fr.	6-5	Lancaster, S.C.
1	Nasir Mann	G	Sr.	6-5	Gainesville, Fla.
2	Danzelle Bullock-Coles	G	R-Fr.	6-5	Richmond, Va.
3	Isaiah Henry	G	Fr.	6-4	Charlotte, N.C.
5	Kam Clark	G	Jr.	6-7	Memphis, Tenn.
8	Jimma James	G	R-Jr.	6-6	Ontario, Canada
9	Maban Jabriel	G	So.	6-9	Ontario, Canada
11	Chris Ashby	G	Gr.	6-2	Houston, Texas
12	Tyler Crider	G	Fr.	6-0	Matthews, N.C.
13	Saif-Allah Zatari	G	R-Fr.	6-3	Amman, Jordan
15	Seamus Wilson	G	R-Fr.	6-0	Moscow, Idaho
23	Matthew Walter	G	R-Fr.	6-3	Honolulu, Hawaii
24	Yoav Berman	G	So.	6-6	Tel Aviv, Israel
25	Jacob Brandly	G	Fr.	6-6	Holtsville, N.Y.
35	Colby Christiansen	G	Fr.	6-2	Portland, Ore.
4	Reid Celestin	F	Jr.	6-6	Atlanta, Ga.
6	Avantae Parker	F	Jr.	6-9	Columbia, S.C.
7	Gus Larson	F	Gr.	6-10	New Canaan, Conn.
22	Carson Schwieger	F	R-So.	6-8	Overland Park, Kan.



MEDIA INFORMATION

CONTACT INFORMATION

Austin Slough (MBB Contact)
Director of Athletic Communications
Work Phone: 704-337-2585
Cell Phone: 804-763-9949
Email: slougha@queens.edu

MEDIA SERVICES

CREDENTIALS

Credentials are issued to members of the working media only. Requests for credentials should be made to Austin Slough, or through the Queens Athletics website.

COACHES INTERVIEWS

All interviews with head coach Grant Leonard and all assistant coaches must be arranged through the Queens Athletics Communications office. Please contact Austin Slough to arrange all interviews.

PLAYER INTERVIEWS

All interviews with Queens men's basketball players must be arranged through the Queens Athletics Communications office. Please contact Austin Slough to arrange all interviews.

PRACTICE

Queens men's basketball practices are generally open to the media. Media members should arrange all practice attendances and interviews through the Queens Athletics Communications office. Please contact Austin Slough to arrange all interviews.

POST GAME INTERVIEWS

For home games, coach Leonard and selected Queens players will be available outside the locker room after a brief cooling off period, generally 10 minutes after the game. For road games, coach Leonard and selected players will be available outside the team's locker room following the cooling off period. Please direct post-game interview requests to Austin Slough.

Locker Room - The Queens locker room is closed to the media for all home and road games.

ATLANTIC SUN CONFERENCE MEDIA RELATIONS

Name.....Atlantic Sun Conference (ASUN)
MBB Contact.....William Hall
Email.....william.hall@asunsports.org
Phone.....228-731-0777
Website.....www.asunsports.org

GAME PREVIEWS

SCOUTING THE RAZORBACKS

- Arkansas enters Tuesday night 8-2 on the season with their only two losses coming against No. 22 Michigan State and No. 4 Duke.
- ESPN has the Razorbacks ranked fifth in their list of teams with the most NBA Draft prospects
- 2025 Allen Iverson National Player of the Year recipient Darius Acuff Jr. ranks second in the NCAA amongst freshman in assists per game (5.4) and also seventh in scoring (17.4)
- The Razorbacks offense is elite ranking 35th in the nation in scoring with 88.1 points per game. Arkansas is doing so while playing a schedule that features all Elite Eight programs from the season prior.
- 2015 Naismith Basketball Hall of Fame inductee John Calipari is in his second season in Fayetteville. The five-time NCAA National Coach of the Year has produced 77 NBA players over his 33-year college coaching career, including 43 first-round picks. Calipari is only the second coach in NCAA history to lead three different schools to the Final Four.

QUEENS vs. WAKE FOREST - TEAM COMPARISONS



QUEENS (5-6)

Team Statistics	QUC	OPP
Scoring Offense	84.4	85.7
Scoring Margin	-1.4	-
FG Percentage	.480	.464
3-Pt. FG Percentage	.368	.346
FT Percentage	.728	.725
Rebounds Per Game	34.0	37.9
Rebound Margin	-3.9	-
Assists Per Game	17.1	15.1
Turnovers Per Game	11.6	10.2
Turnover Margin	-1.5	-
Steals Per Game	5.2	6.9
Blocks Per Game	3.2	2.6

INDIVIDUAL LEADERS

SCORING	GM	PPG
Nasir Mann	11	15.3
Chris Ashby	11	13.0
Yoav Berman	11	12.2
Avantae Parker	11	10.7

REBOUNDS	GM	RPG
Nasir Mann	11	5.6
Maban Jabriel	11	4.4
Avantae Parker	11	4.1

ASSISTS	GM	APG
Jordan Watford	11	4.3
Yoav Berman	11	2.6

ARKANSAS (8-2)

Team Statistics	ARK	OPP
Scoring Offense	88.1	72.5
Scoring Margin	+15.6	-
FG Percentage	.479	.408
3-Pt. FG Percentage	.368	.293
FT Percentage	.770	.656
Rebounds Per Game	39.0	35.8
Rebound Margin	+3.2	-
Assists Per Game	17.3	15.0
Turnovers Per Game	9.2	11.7
Turnover Margin	+2.5	-
Steals Per Game	8.0	4.1
Blocks Per Game	4.8	2.2

INDIVIDUAL LEADERS

SCORING	GM	PPG
Darius Acuff Jr.	10	17.7
Meleek Thomas	10	16.0
Trevon Brazile	9	13.9
Karter Knox	9	9.7

REBOUNDS	GM	RPG
Trevon Brazile	9	7.4
Karter Knox	9	5.6
Nick Pringle	10	5.2

ASSISTS	GM	APG
Darius Acuff Jr.	10	5.7
Meleek Thomas	9	3.4



QUEENS

UNIVERSITY CHARLOTTE

UNIVERSITY

Name.....	Queens University of Charlotte
Location.....	Charlotte, N.C.
Founded.....	1857
Enrollment.....	2,500
Interim President.....	Jesse Cureton
Athletics Director.....	Cherie Swarouth
School Colors.....	Navy & Vegas Gold
Nickname.....	Royals
Mascot.....	Rex
Affiliations.....	NCAA Division I
	ASUN Conference

FACILITY

Building Name.....	Levine Center
Arena Name.....	Curry Arena
Court Name.....	Dale Layer Court
Capacity.....	2,500

ESPN+

Play-by-Play.....	Nick Klos
Color Commentator.....	Walker Mehl
Producer.....	Jim Piscitelli
Director.....	Jake Wright

TEAM INFORMATION

Last Season's Overall Record.....	20-15
Home Away Neutral.....	9-5 9-9 2-1
Last Season's ASUN Record (finish).....	11-7 (6th)
ASUN Home ASUN Away.....	5-4 6-3
ASUN Tournament.....	1-1
Current Ranking.....	N/A
Letterwinners returning/lost.....	6/10
Starters returning/lost.....	1/4
Newcomers.....	13
Transfers.....	7

HISTORY

First Year of Basketball.....	1989
All-Time Record.....	726-365
Conference.....	420-172
ASUN.....	26-28
South Atlantic.....	149-41
Conference Carolinas/CVAC.....	245-103
Last NCAA Tournament appearance.....	2021-22 (D2)
Result.....	lost to Augusta, 77-76 (Sweet 16)
All-Time NCAA Tournament Record.....	21-14 (D2)
Last Conference Tournament Appearance.....	2024-25 (D1)
Result.....	beat FGCU, 71-65 (ASUN Quarterfinals)
Result.....	loss Lipscomb, 81-75 (ASUN Semifinals)



QUEENS ATHLETICS BRANDING

The Royals are in their fourth year in NCAA Division I and built excitement around the transition by launching a new branding initiative over the summer of 2023 that continues to elevate its reputation of excellence.

The first sign of the branding, an updated graphic featuring Queens mascot Rex the Lion, appeared on the newly refinished courts of Curry Arena, home of Queens basketball, volleyball, and wrestling. The court was revealed to the public on June 5, 2023.

The new branding captured the program's legacy while still propelling its Athletics forward and reflecting the university's new status as a Division I competitor.

The new Athletics marks incorporated variations that will allow Queens Athletics to be distinctive across collegiate athletics, bringing new energy to its brand. The marks will be seen across a variety of Athletics-related items including uniforms, signage, graphics, and more.

The new marks also make use of the acronym "QUC," and uses a naming variation – "Queens University Charlotte" – to be used by the Athletics program. The branding also includes a unique new font to be featured on Athletics uniforms and bold elements such as eye-catching colors, including an Athletics-specific Royal Blue.

The Athletics rebrand coincided with a new institutional branding initiative for Queens University, which was rolled out in March. It also coincides with the 35th anniversary of intercollegiate, co-ed athletics and the 10th anniversary of the Levine Center for Wellness and Recreation, home of Curry Arena.



ROYALS WORDMARK



PRIMARY MARK



QUEENS WORDMARK

QUEENS

COLORS

PRIMARY
#00205B

SECONDARY
#A89968

SECONDARY
#FFFFFF

TERTIARY
#CDFF00

TERTIARY
#0047BB



2025-2026 ASUN PRESEASON POLLS (COACHES/MEDIA)

TEAM

1. **Queens (1/3)**
2. North Alabama (2/1)
3. Eastern Kentucky (3/2)
4. FGCU (4/4)
5. Austin Peay (5/7)
6. Jacksonville (6/6)
7. Lipscomb (7/5)
8. Central Arkansas (8/11)
9. Stetson (9/8)
10. Bellarmine (10/10)
11. North Florida (11/9)
12. West Georgia (12/12)

2025-2026 ASUN STANDINGS

TEAM	NET	KENPOM	ASUN	OVR
1. Lipscomb	105	139	0-0	6-4
2. North Alabama	229	218	0-0	5-4
4. Austin Peay	149	184	0-0	5-5
6. Jacksonville	272	290	0-0	5-5
3. West Georgia	267	311	0-0	5-5
5. FGCU	208	171	0-0	5-6
7. Queens	196	183	0-0	5-6
8. Bellarmine	271	285	0-0	4-6
9. Central Arkansas	263	263	0-0	4-7
10. Eastern Kentucky	314	262	0-0	3-8
11. Stetson	336	342	0-0	3-8
12. North Florida	328	335	0-0	2-8

2025-26 ASUN PRESEASON AWARDS

Player of the Year **Chris Ashby (Queens)**
Defensive Player of the Year Montavious Myrick (Eastern Kentucky)

Preseason All-ASUN Team

Chris Ashby (Queens)
Cornelius Williams (North Alabama)
Tate McCubbin (Austin Peay)
Camren Hunter (Central Arkansas)
Montavious Myrick (Eastern Kentucky)
Chris Arias (Jacksonville)
Charlie Williams (Lipscomb)
Donte Bacchus (North Alabama)
Jamie Phillips Jr. (Stetson)
Shelton Williams-Dryden (West Georgia)

2025-26 ASUN WEEKLY AWARDS

Week 1 Player of the Week: Tate McCubbin (Austin Peay)
Week 1 Newcomer of the Week: Josh Smith (West Georgia)
Week 2 Player of the Week: Cornelious Williams (North Alabama)
Week 2 Newcomer of the Week: J.R. Konieczny (FGCU)
Week 3 Player of the Week: Shelton Williams-Dryden (West Georgia)
Week 3 Newcomer of the Week: Ethan Copeland (Stetson)
Week 4 Player of the Week: Jordan Ellerbee (FGCU)
Newcomer of the Week: Jordan Ellerbee (FGCU)
Week 5 Player of the Week: Donte Bacchus (North Alabama)
Newcomer of the Week: Mateo Esmeraldo (Lipscomb)
Week 6 Player of the Week: Zyree Collins (Austin Peay)
Newcomer of the Week: Zyree Collins (Austin Peay)

NOTES

HOME COURT COOKIN'

Since 2013-14, the Royals have posted a 260-85 record inside Curry Arena. Queens is 17-2 in non-conference games at home since joining Division I.

- Queens opened their Division I campaign with an 83-82 victory over Marshall on November 7, 2022 in front of a rocking 1,608 fans.

Best Crowds in Curry Arena in Division I

Date	Opponent	Attendance	Result
11/7/2022	Marshall	1,608	W, 83-82
12/13/2023	Appalachian State	1,534	L, 93-81
2/8/2025	Lipscomb	1,075	L, 94-81
11/14/2023	High Point	873	W, 74-72
11/10/2022	Clinton College	813	W, 99-65
2/3/2024	Bellarmine	773	W, 85-75

BRIGHT LIGHTS

Despite being a fresh face in Division I, Queens has risen to the challenges over the last four years playing multiple power programs.

Date	Opponent	Result	Scoring Leader
12/14/2025	Wake Forest		
11/28/2025	Virginia	L, 94-69	Nasir Mann (28)
11/8/2025	Villanova	L, 94-74	Nasir Mann (21)
12/21/2024	(#16) Ole Miss	L, 80-62	Maban Jabriel (15)
11/13/2024	(RV) BYU	L, 99-55	Yoav Berman (11)
11/12/2024	Utah	L, 96-65	Chris Ashby (14)
12/30/2023	(#16) Duke	L, 106-69	Deyton Albury (23)
12/22/2023	(#18) Clemson	L, 109-79	AJ McKee (18)
12/20/2022	Nebraska	L, 75-65	Kenny Dye (13)

SIGNED, SEALED, AND DELIVERED

Head Coach Grant Leonard signed a five-year extension on April 3, 2025 keeping him at the helm through the 2029-30 season. Leonard is coming off a historic season in which the Royals won 20 games for the first time in Division I. Leonard has produced three straight trips to the ASUN Tournament, the ASUN Defensive Player of the Year (Malcolm Wilson), the ASUN Newcomer of the Year (Deyton Albury), and seven All-League standouts since taking over the program in 2022.

MID MAJOR MADNESS

The Atlantic Sun conference has historically been one of the most intriguing mid major conferences in the entire country. Programs in the league have notably prepared players to advance to higher levels of basketball. This offseason, the transfer portal claimed multiple stars across the league, including:

Name	Former Team	New Team
LJ Thomas	Austin Peay	Old Dominion
Layne Taylor	Central Arkansas	Murray State
Nehemiah Turner	Central Arkansas	Minnesota
George Kimble III	Eastern Kentucky	Vanderbilt
Jevin Munez	FGCU	Colorado State
Robert McCray V	Jacksonville	Florida State
Stephon Payne	Jacksonville	Seton Hall
Jacob Ognacevic	Lipscomb	Washington
Jacari Lane	North Alabama	Texas A&M
Jasai Miles	North Florida	Indiana
Josh Harris	North Florida	Indiana
Jaylen Smith	North Florida	Purdue
Jaxon Pollard	Queens	Samford
Mehki Ellison	Stetson	Eastern Michigan
Tamaury Releford	West Georgia	Morehead State


RACE TO 80

In the last four seasons, the Royals are 37-14 when eclipsing 80 points in a game. Queens rattled off 30 straight wins at one point in Division II.

- 2025-2026 - 5-1
- 2024-2025 - 12-3
- 2023-2024 - 9-5
- 2022-2023 - 11-5

BUDDY THE STREET DOG

A new face behind the Royals bench, Buddy has become a staple in the Royals locker room. A new tradition started this season, head coach Grant Leonard awards Buddy, a hollow replica of a dog, to the "Street Dog of the Game," or the player who makes an energetic impact in the game. Buddy sits by that player's locker until the next game, and has even made appearances in the postgame press conferences.



Royal Threes (Ind. Career 3-Point FG Made)

1. 343 - Chris Benson (119 games) - 1999-2003
2. **320 - Chris Ashby (113 games) - 2022-24**
3. 242 - Reginald Hopkins (114 games) - 2007-11
4. 239 - Todd Withers (116 games) - 2014-18
5. 214 - Kenny Dye (156 games) - 2018-23
6. 213 - Van Turner (67 games) - 2018-20
7. 191 - AJ McKee (121 games) - 2019-24
8. 184 - Glen Harris (63 games) - 1997-99
9. 183 - Chris Berger (80 games) - 1990-93



QUEENS IN THE ASUN STATS

NOTE: THESE RANKINGS SHOW WHERE THE ROYALS RANK IN THE ASUN COMPARED TO OTHER ASUN SCHOOLS DURING THE REGULAR SEASON

Scoring Offense		Avg.
1. Queens		84.4
Scoring Defense		Avg.
11. Queens		85.7
Scoring Margin		Mar.
9. Queens		-1.4
FG Percentage		Pct.
2. Queens		0.480
FG Pct Defense		Pct.
8. Queens		0.464
3-Pt FG Pct		Pct.
2. Queens		0.368
3-Pt FG Pct Defense		Pct.
8. Queens		0.346
FT Percentage		Pct.
5. Queens		0.728
Rebounding Off.		Avg.
7. Queens		10.6
Rebounding Def.		Avg.
9. Queens		23.4
Rebound Margin		Mar.
9. Queens		-3.9
Blocked Shots/Game	Blocks	Avg.
5. Queens	35	3.2
Assists/Game	Assists	Avg.
2. Queens	188	17.1
Steals/Game	Steals	Avg.
12. Queens	57	5.2
Turnover Margin	QU	OPP
11. Queens	128	112
Assist/TO Ratio	Ast	TO
2. Queens	188	128
		1.5

ROYALS IN THE ASUN STATS

Scoring	G	Pts.	Avg.
8. Nasir Mann	11	168	15.3
17. Chris Ashby	11	143	13.0
23. Yoav Berman	11	134	12.2
Rebounding	G	Reb.	Avg.
11. Nasir Mann	11	62	5.6
Offensive Rebounds	G	Off. Reb.	Avg.
8. Nasir Mann	11	25	2.3
Defensive Rebounds	G	Reb.	Avg.
17. Nasir Mann	11	37	3.4
Assists	G	Ast.	Avg.
4. Jordan Watford	11	47	4.3
14. Yoav Berman	11	29	2.6
19. Nasir Mann	11	28	2.5
Assist/TO Ratio	Ast	TO	Rat.
7. Jordan Watford	47	22	2.1
FG Percentage	FG	FGA	Pct.
3. Nasir Mann	61	113	.540
FT Percentage	FTM	FTA	Pct.
3. Yoav Berman	41	49	.837
4. Nasir Mann	31	38	.816
3-Point FG Perc.	3FGM	3FGA	Pct.
2. Chris Ashby	39	96	.400
Steals	G	Steals	Avg.
Blocked Shots	G	Blocks	Avg.
6. Avantae Parker	11	11	1.0
13. Gus Larson	11	8	0.7
18. Yoav Berman	11	6	0.5

QUEENS ASUN STANDING RELATIVE TO PRESEASON RANKING UNDER HEAD COACH GRANT LEONARD

Year	Preseason	Record	Rank	+/-
2025-2026*	1st	5-6	-	-
2024-2025*	9th	11-7	6th	+3
2023-2024*	10th	7-9	8th	+2
2022-2023*	13th	7-11	9th	+4

*indicates ASUN Tournament appearance

928 SCORING TRACKER

124 THREE-POINT TRACKER

35 BLOCK TRACKER

374 REBOUND TRACKER

NOTES

CHRIS ASHBY

Senior Chris Ashby has been lethal from downtown in Division 1 connecting on a three-pointer in 95 of his 112 appearances. In the first season in Division 1, the sharpshooter buried a three pointer in 19 straight games.

Consecutive Games with a 3-Pointer (Division 1 Only)

19	Chris Ashby	2022-2023
15	Chris Ashby	2024-2025
13	AJ McKee	2022-2023
12	Kenny Dye	2022-2023
11	Chris Ashby	2023-2024
10	Chris Ashby	2024-2025
8	BJ McLaurin	2022-2023
8	Kalib Mathews	2022-2023

389 STRAIGHT GAMES WITH A THREE-POINTER MADE BY A QUEENS PLAYER

DISHING DIMES

Queens ranks second in the ASUN with 17.1 assists per game. Since taking over the point guard role, freshman Jordan Watford has continued developing and sits fourth in the league with 4.3 assists per game.

ADDED EXPERIENCE

Queens added elite high school talent in Jordan Watford and Isaiah Henry paired with high-end transfers Avantae Parker (Georgia Southern), Gus Larson (California), and Carson Schwiager (Valparaiso) this offseason.

- Watford was the No. 1 ranked player in South Carolina and named the 2024-25 South Carolina MaxPreps Player of the Year. He was the all-time leading scorer (1,972 points) at Lancaster and led them to their first state championship in school history
- "We identified Jordan as a player who fit our team, and more importantly our school culture early in the recruiting process," said Leonard. "His basketball IQ and athleticism are phenomenal for this level and Jordan will go down as one of the all-time great players in his high school's history. We could easily envision similar success for him here at Queens."
- Henry was a three-star prospect, and ranked No. 17 in Arizona. Spent his senior season with the OTE Diamond Doves and ranked top 25 in the circuit in scoring, rebounding, and steals
- "Isaiah is a player that we have evaluated many times over his four-year high school career," said Leonard. "His physicality and athleticism are off the charts for the ASUN and he has won a ton of big games over his career. He will be a crowd favorite for many years during his time as a Royal!"
- Parker spent two seasons at Georgia Southern before joining the Royals this offseason. The junior swatted 40 shots as a freshman which was the second most amongst first-year players, and eighth most in a single-season in school history.
- "We are super excited to add Avantae," said coach Leonard. "He brings a championship pedigree, winning two state championships and a lot of college experience playing in the Sun Belt. Avantae has a great frame and can play and guard multiple positions, scoring on three levels. The sky is the limit with his talent and experience, and we are excited to see what he accomplishes at Queens."

DEFENSE WINS CHAMPIONSHIPS

After ranking last in scoring defense in 2023-24, the Royals made a transition as Bobby Horodyski moved to the Defensive Coordinator role and hired former Texas and Ole Miss assistant coach, Adam Short. Between Horodyski and Short, the duo have developed a defense that has flipped the script. Last season, Queens was fifth in the ASUN in scoring defense

HEAR THE WEDDING BELLS

This summer, senior Nasir Mann got engaged to his fiancée Kyla becoming one of a handful of active Division 1 players to be engaged or married

PRO ROYALS

With head coach Grant Leonard on staff at Queens, the Royals have sent 37 players to the professional ranks

DOUBLE-DOUBLE TRACKER

Name Opponent Stats

Nasir Mann

Winthrop (11/3)

12pts/10reb

PROS PRO

Sophomore Yoav Berman is an experienced sophomore with a mature basketball game. The Tel Aviv native played for the Israel national teams and gained experience playing in multiple preseason games. Prior to arriving on campus last season, the 21-year old was serving in the Israeli Military.

REBOUNDING GETS YOU PAID

The Royals prioritize crashing the glass and have ranked top three in the ASUN in rebounding since joining the league in 2022-23. The Royals have ranked third in boards the last two seasons. Queens takes pride in their offensive rebounding, and ranked fourth last season with 11.4 per game.

HOME AT THE CHARITY STRIPE

Since joining the league, Queens has earned the most free throw attempts in 2-of-the-3 seasons. Connecting on their chances has been a struggle through three seasons, but this year Queens ranks fifth in the league shooting 73 percent from the line.

1,000 POINT SCORERS

Queens has seen 22 players reach the 1,000 career points plateau in their career at Queens. Most recently, Chris Ashby surpassed the threshold. Former standout guard Kenny Dye became the program's all-time scoring leader three seasons ago in the first Division 1 season.

SWEET CAROLINA

Since joining Division 1, the Royals have made an effort to challenge the best across the Carolinas, one of the nation's toughest regions in college basketball. Queens is 9-8 all-time against teams from North Carolina and South Carolina.

Opponent	Record	Streak
Appalachian State	0-2	L2
Clemson	0-1	L1
Duke	0-1	L1
Furman	0-1	L1
Gardner-Webb	3-0	W3
High Point	2-0	W2
South Carolina - Upstate	1-0	W1
South Carolina State	1-0	W1
UNC Greensboro	1-0	W1
Western Carolina	1-0	W1
Winthrop	0-3	L3

QUEEN CITY IS BUZZ CITY

Junior guard Nasir Mann is the brother of Charlotte Hornets guard Tre Mann. Nasir made #3 on SportsCenter Top 10 last season for a rim rattling slam at Stetson.

GLOBAL HOOPS

This year's Queens roster brings a load of experience and diversity from across the world with 13 U.S. states and three countries represented.

'TIS THE SEASON

Over the last four years, head coach Grant Leonard has started a new tradition where the entire staff sport Holiday sweaters for one game of the season. This year, Coach Leonard is taking it further and wearing multiple sweaters throughout the Holiday season. He began at Virginia over Thanksgiving, which went viral on social media and was picked up by YahooSports





QUEENS RECORD WHEN (D1 ERA)	22-23	23-24	24-25	25-26	NON-CON	ASUN	POSTSEASON	OVR
Playing at home	8-5	12-3	8-5	5-0	18-2	15-11	0-0	33-13
On the road	7-10	1-16	9-9	0-5	6-21	10-15	1-2	17-39
Neutral court	3-0	1-0	2-1	0-1	4-1	0-0	3-2	7-2
After a loss	8-5	9-9	8-5	3-2	12-9	15-12	1-0	28-21
Playing a ranked opponent	0-0	0-2	0-0	0-0	0-2	0-0	0-0	0-2
Playing during the day	7-4	3-1	4-5	1-2	8-4	6-7	1-1	15-12
Playing during the night	11-11	10-17	16-9	3-3	19-17	19-20	3-3	41-40
Leading at halftime	10-5	10-5	17-2	4-0	22-2	17-10	3-1	43-12
Trailing at halftime	8-10	1-13	2-13	1-6	5-22	6-17	1-3	12-42
Tied at halftime	0-0	2-0	1-0	0-0	1-0	2-0	0-0	3-0
Leading with five minutes to play	16-4	13-2	20-2	5-0	27-0	23-4	4-1	55-8
Trailing with five minutes to play	2-10	0-14	0-12	0-6	1-23	2-19	0-2	2-42
Tied with five minutes to play	0-2	0-3	0-1	0-0	0-0	0-4	0-1	0-5
Scoring first	7-11	10-9	10-4	4-0	15-5	15-16	1-2	31-24
Opponents scores first	11-4	3-9	9-11	1-6	13-18	9-11	3-2	25-30
Outrebounds opponent	16-5	7-6	16-4	2-1	22-5	17-9	3-2	42-16
Outrebounded by opponent	2-10	6-12	3-10	2-4	5-17	7-18	1-1	13-36
Same number of rebounds	0-0	0-0	1-1	1-1	1-1	1-0	0-1	2-2
More blocks than opponent	4-1	4-6	17-9	5-1	13-7	14-9	3-1	30-17
Fewer blocks than opponent	11-12	5-12	2-5	0-4	11-15	6-16	2-2	19-33
Same number of blocks	3-2	4-0	2-1	0-1	4-1	5-2	0-1	9-4
Better FG% than opponent	12-1	10-0	17-0	4-2	23-2	18-5	1-0	43-8
Lower FG% than opponent	6-14	2-17	3-15	1-4	5-21	6-21	3-4	13-50
Same FG%	0-0	1-1	0-0	0-0	0-0	1-1	0-0	1-1
Makes more 3's than opponent	11-8	11-6	13-5	5-2	24-12	15-8	2-0	41-21
Makes fewer 3's than opponent	5-5	0-9	3-8	0-4	1-10	6-15	1-2	8-26
Makes the same number of 3's	2-2	2-3	3-2	0-0	3-1	3-4	1-2	7-7
Attempts more FT than opponent	18-8	9-9	14-5	3-0	22-8	19-13	4-2	45-22
Attempts fewer FT than opponent	0-7	4-7	5-10	2-6	6-15	5-12	0-2	11-30
Free-throws are even	0-0	0-2	1-0	0-0	0-0	1-2	0-0	1-2
Commits more TO than opponent	10-7	2-12	9-8	2-4	13-15	9-13	1-3	23-31
Commits fewer TO than opponent	7-6	10-2	11-3	2-0	13-2	15-8	3-1	31-11
Turnovers are even	1-2	1-4	0-4	1-2	2-6	1-6	0-0	3-12
More bench points	10-7	7-3	19-9	4-2	20-6	18-12	3-3	41-21
Fewer bench points	8-7	6-14	0-5	1-4	9-16	5-14	1-0	15-30
Same bench points	0-1	0-1	1-1	0-0	0-1	1-1	0-1	1-3
Playing in November	6-2	4-3	3-4	3-5	16-14	0-0	0-0	16-14
Playing in December	5-2	2-5	4-2	2-1	12-9	1-1	0-0	13-10
Playing in January	4-4	2-5	6-3	0-0	0-0	12-12	0-0	12-12
Playing in February	3-7	4-4	5-4	0-0	0-0	11-14	1-1	12-15
Playing in March	0-0	1-1	2-2	0-0	0-0	1-0	3-3	4-3
Against AP Top 25 Opponent	0-0	0-2	0-1	0-0	0-3	0-0	0-0	0-3

LAST TIME THE ROYALS

Won at Home	12/12/2025; vs. South Carolina State; W 102-78
Won on the Road	3/3/2025; at FGCU (ASUN Quarterfinals); W 71-65
Won on a Neutral Court	3/23/2025; vs. Northern Arizona (CBI); W 85-78
Scored 100 or more points	12/12/2025; vs. South Carolina State; W 102-78
Allowed 100 or more points	12/14/25; at Wake Forest; L 111-73
Scored less than 50 points	1/18/2025; at FGCU; L 60-47
Scored less than 40 points	11/5/12; at Clemson (Exhibition); L 68-35
Held an opponent to less than 50 points	2/5/25; at Central Arkansas; W 63-47
Held an opponent to less than 40 points	11/4/24; vs. Lynchburg; W 90-39
Won a game decided by five points or less	2/13/2025; at Bellarmine; W 92-87 (OT)
Won by 20 or more points	12/12/2025; vs. South Carolina State; W 102-78 (33)
Won by 30 or more points	12/3/2025; vs. Gardner-Webb; W 107-74 (33)
Won by 40 or more points	12/9/23; vs. Carolina University; W 112-64 (48)
Won by 50 or more points	11/4/2024; vs. Lynchburg; W 90-39 (51)
Trailed by 15 or more points and won	12/29/22; vs. Austin Peay; W 81-77 (trailed by 16 in the second half)
Led by 14 or more points and loss	2/15/25; at Eastern Kentucky; L 86-80 (led by 14 in the second half)
Shot 60 percent or better from the floor	12/3/25; vs. Gardner-Webb; W 107-74 (.621)
Shot 65 percent or better from the floor	1/9/21; vs. Limestone; 99-70 (.656)
Made 10 or more 3 points field goals	12/14/2025; at Wake Forest; L 111-73 (12-38)
Failed to make a 3-point field goal	11/26/13; vs. Coker; W 64-54 (0-3)
Had 2 or more players score 20 points	1/23/25; vs. North Florida; L 90-81 (Leo Colimerio 22 PTS, Yoav Berman 22 PTS)
Had 5 or more players score 10 or more points	12/12/2025; vs. South Carolina State; W 102-78 (5 different players)
Had 2 or more players record 10 or more rebounds	1/23/2025; vs. North Florida; L 90-81 (Jaxon Pollard 11 rebounds and Maban Jabriel 10 rebounds)
Had 15 steals in a game	11/4/24; vs. Lynchburg; W 90-39 (18 steals)
Had 20 assists in a game	12/12/2025; vs. South Carolina State; W 102-78 (24 assists)
Had 10 blocks in a game	11/4/2024; vs. Lynchburg; W 90-39 (10 blocks)
Had 20 or more turnovers	12/21/24; at #16/17 Ole Miss; L 80-62 (21 turnovers)
Scored 60 or more points off the bench	12/1/23; vs. Carolina Christian; W 134-69 (76 bench points)
Recorded a double-double	11/3/25 vs. Winthrop; L 81-74 (Nasir Mann - 12 pts, 10 reb)
Had 3 players record a double-double in same game	1/27/24 at North Alabama; L 90-84 (Devton Albury - 29 pts, 11 reb), (BJ McLaurin - 18 pts, 11 reb), (Jacobi Sebeck - 14 pts, 11 reb)
Scored 30 or more points	2/13/2025; at Bellarmine; W 92-87 (OT) (Chris Ashby - 30 points)
Had 15 or more rebounds	2/27/23; vs. FGCU (ASUN First Round); W 61-55 (Jay Den Turner - 18 rebounds)
Had 10 or more assists	12/5/23; at Winthrop; L 88-82 (Devton Albury - 10 assists)
Had 5 or more blocks	2/18/2025; vs. Central Arkansas; W 89-72 (Malcolm Wilson - 5 blocks)
Beat an AP Top 25 team	N/A

GET AHEAD, STAY AHEAD

Since joining Division I, the Royals have found great success when getting ahead early. Over the last four seasons, Queens is 43-12 when leading at halftime, and 55-8 when leading with five minutes to go, showcasing their ability to close out games. Last season, Queens posted a 17-2 record when leading at the break, and a 20-2 record when leading with five minutes to go.

DEFENDING THE DEN

Queens has handled their business inside Curry Arena since joining Division I. The Royals are 32-13 at home, including a 17-2 mark in home non-conference games.

FLIPPING THE SCRIPT ON THE ROAD

After a 2023-24 season saw the Royals go 1-15 on the road, Queens made significant strides last season posting a 9-9 record away from the Queen City, a mark that ranked second best behind Lipscomb.

Longest Losing Skids on the Road in Program History:

- 14 (2023-2024)
- 8 (2004-2005)
- 7 (2008-2009)
- 5 (2008-2009)
- 4 (2013-2014)
- 4 (1991-1992)

SINGLE-GAME SCORING RECORDS

- 134 vs. Carolina Christian (Dec. 1, 2023)
 - 133 vs. Young Harris (Nov. 12, 2021)*
 - 122 vs. Mars Hill (Feb. 13, 2016)*
 - 119 at Mars Hill (Feb. 11, 2017)*
 - 114 at Coker (Feb. 1, 2017)*
 - 114 vs. UVA Wise (Feb. 2, 2022)*
 - 112 vs. Carolina University (Dec. 9, 2023)
 - 112 at Carson-Newman (Dec. 10, 2016)*
 - 108 vs. UVA Wise (Feb. 13, 2021)*
 - 107 vs. Gardner-Webb (Dec. 3, 2025)
 - 107 vs. North Alabama (Jan. 14, 2023)
 - 107 vs. Lynchburg (Nov. 11, 2023)
- *indicates Division 2



Grant Leonard was promoted to head men's basketball in the spring of 2022 following six years as the associate head coach. Leonard, who has been coaching for 19 years, joined the Royals in 2013 as an assistant coach before transitioning to the associate head coach role in 2016. Leonard is the sixth head coach in Queens men's basketball history.

2024-2025

- Named Skip Prosser Man of the Year Finalist, an award given annually by CollegeInsider.com to a Division 1 coach who wins with integrity on and off the court.
- Led Queens to their first 20-win season in Division 1 program history, and their 19th in school history.
- Guided Queens to their first postseason invite in Division 1 history in the 2024 Purple College Basketball Invitational. At the CBI, Leonard led the Royals to victory over Northern Arizona to reach the quarterfinals.
- Reached the Atlantic Sun Tournament for the third straight year and took down Florida Gulf Coast in the opening round to make their first appearance in the semifinals.
- Developed the ASUN Defensive Player of the Year and Lefty Driesell Defensive Player of the Year Finalist, Malcolm Wilson. The 7-0 center led the nation in blocked shots and swatted the second-most shots in school history.
- Sharpshooter Chris Ashby led the ASUN and ranked top 10 in the nation in three-pointers made. Ashby broke the single-season school record with 115 made threes. The Houston, Texas native was named Third Team All-ASUN.
- Grad transfer Leo Colimerio earned Second Team All-ASUN honors after leading the Royals with 13.8 points, 5.2 rebounds, and 3.0 assists per game. Colimerio was named the Lute Olson National Player of the Week and Oscar Robertson National Player of the Week after turning in a career-high 35 points in the victory over Florida Gulf Coast.
- The Queens bench ranked top 10 in the nation in scoring for the majority of the season.
- Recruited and developed 33 players that have played professional basketball in the past 11 seasons. During that span, the Royals have had three NABC All-Americans, 10 All-Region standouts, and 22 All-Conference performers.

2023-2024

- Reached the Atlantic Sun Tournament Quarterfinals for the second straight season after defeating Florida Gulf Coast University in the opening round.
- Saw AJ McKee and BJ McLaurin reach the 1,000-career point milestone. Spearheaded an offense that set a program record 22 three-pointers and a single-game scoring record of 134 points against Carolina Christian.
- Welcomed a season-high 1,534 into Curry Arena against Appalachian State.
- Led an offense that was ranked top five in the nation in tempo according to KenPom.
- Saw three Royals, including BJ McLaurin, Deyton Albury, and Jacobi Sebock notch a double-double against North Alabama. The feature was the second time in Division I that three Royals posted double-doubles in the same game.
- Saw AJ McKee become the seventh player in program history to reach 1,500 career points as a Royal.
- Point guard Deyton Albury received ASUN Newcomer of the Week honors twice before earning ASUN Newcomer of the Year and Third Team All-Conference honors.
- Charlotte native AJ McKee received ASUN Player of the Week honors once and was named Second Team All-Conference.
- Rookie Bryce Cash was one of two freshmen in the league to be a unanimous All-Freshman Team recipient.
- BJ McLaurin received All-Academic Team honors.
- Queens picked up the 700th win in program history against Kennesaw State on March 1st.

2022-2023

- Recorded first Division I victory against Marshall in the first Division I game.
- Won the Rose Hall Division Championship at the 2022 Jersey Mike's Jamaica Classic.
- Erased a 16-point deficit to defeat Austin Peay for the first ASUN victory. AJ McKee landed the program's first ASUN Player of the Week honors on January 30th.
- Coached Kenny Dye to become the Royals all-time leader in scoring (1,897), assists (675), games played (156), and games started (148).

- Clinched the No. 9 seed in their first ASUN Tournament appearance. Defeated Florida Gulf Coast University in the opening round.
- Saw Kenny Dye and AJ McKee receive ASUN Second and Third Team All-Conference honors, respectively.
- Saw Kenny Dye be named to NABC First Team All-District.
- Reached the 15-win mark for the ninth consecutive season.
- Coached the second highest-scoring offense in the league at 77.7 points per game and the second-best rebounding team with 37.3 boards per game.

Other Queens Accomplishments

- Helped the Royals receive top-25 national rankings in 111 of 112 Division 2 polls (NABC or D2SIDA) dating back to November 2015. Earned a top 10 ranking in each of the last seven seasons in Division 2, and a No. 1 ranking in January of 2018.
- Recorded a winning streak of eight or more games in each season while on staff at Queens in Division II.
- Made seven consecutive Division 2 NCAA Championship appearances while on staff at Queens. Reached the Sweet 16 in 2021-2022 season for the fourth time in the past six and recorded its fourth 30-plus win season in such time.
- Won the 2018 and 2019 Southeast Regional Championships while on staff to advance to the Elite 8 in back-to-back seasons, advancing to the national semifinals in 2018.
- Helped the Royals secure three regular season titles and two conference tournament titles after finishing in the top two for eight consecutive seasons in South Atlantic Conference play.

Coaching Experience

- Team D2 of The Basketball Tournament (TBT) - Head Coach & General Manager
- Made it to the Round of 32 or better in all three seasons.
- Paine College - First Assistant Coach, Recruiting Coordinator, Director of Skill Development, and Defensive Specialist. (2011-2013)
- Achieved first winning season in seven years
- Finished second nationally in Division II with seven blocks per game.
- Worked as an academic advisor for student-athletes and an adjunct professor while at Paine.
- Flagler College - (2009-2010)
- Accumulated more Peach Belt Conference victories than at any other point during the program's tenure in the league at the time.
- University of Texas-Pan American - (2006-2009)
- Increased the programs total wins per season during each of Leonard's three years with the team.
- Washington College - (2005-2006)
- Helped head coach Rob Nugent record a career-high 14 wins and his first-ever conference tournament victory.

Personal

Leonard graduated Cum Laude from William Penn University in Oskaloosa, Iowa, in 2004, with a bachelor's degree in psychology. He was a two-time Daktronics Academic All-Region Player as well as a two-time Midwest Classic Academic All-Conference Player with the Statesmen. He also holds a master's degree in psychology from Washington College. Leonard and his wife Haley, a Charlotte native and math teacher in the CMS school district, both reside in Belmont.

THE GRANT LEONARD RESUME

ASSISTANT COACH - WASHINGTON COLLEGE (D3)					
Year	School	OVERALL W/L	CONFERENCE W/L	POSTSEASON	
2005-06	Washington College	13-14	10-8		
Totals	1 Season	13-14	10-8		

ASSISTANT COACH - UNIVERSITY OF TEXAS-PAN AMERICAN (D2)					
Year	School	OVERALL W/L	CONFERENCE W/L	POSTSEASON	
2006-07	Texas-Pan American	15-15	0-0		
2007-08	Texas-Pan American	18-13	0-0		
2008-09	Texas-Pan American	10-17	0-0		
Totals	3 Seasons	43-45	0-0		

ASSISTANT COACH - FLAGLER COLLEGE (D2)					
Year	School	OVERALL W/L	CONFERENCE W/L	POSTSEASON	
2009-10	Flagler	11-16	6-12	Conference Finals	
Totals	1 Season	11-16	6-12	1 Postseason App.	

ASSISTANT COACH/RECRUITING COORDINATOR - PAINE COLLEGE (D2)					
Year	School	OVERALL W/L	CONFERENCE W/L	POSTSEASON	
2011-12	Paine College 16-13	13-11		SIAC Tournament	
2012-13	Paine College 14-15	10-8		SIAC Tournament	
Totals	2 Seasons	30-28	23-19	2 Postseason App.	

ASSISTANT COACH/ASSOCIATE HEAD COACH - QUEENS UNIVERSITY (D2)					
Year	School	OVERALL W/L	CONFERENCE W/L	POSTSEASON	
2013-14	Queens University	14-13	12-10	SAC Tournament	
2014-15	Queens University	17-13	13-9	SAC Tournament	
2015-16	Queens University	25-7	17-5	NCAA Second Round	
2016-17	Queens University	30-4	19-3	NCAA Sweet 16	
2017-18	Queens University	32-4	18-2	NCAA Final Four	
2018-19	Queens University	31-5	19-1	NCAA Elite Eight	
2019-20	Queens University	24-7	17-5	Cancelled (COVID 19)	
2020-21	Queens University	16-6	13-3	NCAA First Round	
2021-22	Queens University	30-4	21-3	NCAA Sweet 16	

HEAD COACH - QUEENS UNIVERSITY (D1)					
Year	School	OVERALL W/L	CONFERENCE W/L	POSTSEASON	
2022-23	Queens University	18-15	7-11	ASUN Quarterfinals	
2023-24	Queens University	14-19	7-9	ASUN Quarterfinals	
2024-25	Queens University	20-15	11-7	ASUN Semifinals/CBI	
2025-26	Queens University	5-6	0-0		
Totals	13 Seasons	275-118	174-68	14 Postseason App.	
HC Totals	4 Seasons	57-55	25-27	3 Postseason App.	

LEONARD VS. THE ASUN (POSTSEASON INCLUDED; CURRENT ASUN SCHOOLS)

OPPONENT	ALL-TIME
Austin Peay	3-2
Bellarmine	3-1
Central Arkansas	3-1
Eastern Kentucky	1-3
FGCU	6-2
Jacksonville	1-3
Lipscomb	1-4
North Alabama	2-2
North Florida	0-4
Stetson	4-2
West Georgia	2-0
OVERALL	23-20



ON THE BENCH

DAN BAILEY

ASSISTANT COACH/OFFENSIVE COORDINATOR

- Fourth season as an assistant coach at Queens; primary responsibility is the offensive coordinator
- Royals basketball legend who ranks first all-time in field goals made (687), defensive rebounds, and defensive rebounds per game while sitting second in rebounds (812) and third in career points (1,771)
- Played seven seasons professionally overseas in Romania, Finland, Germany, Saudi Arabia, and Japan
- Served on the coaching staff of Team D2 of The Basketball Tournament which was headed up by Coach Leonard.

BOBBY HORODYSKI

ASSISTANT COACH/DEFENSIVE COORDINATOR

- Third season as an assistant coach and defensive coordinator at Queens
- Spent four years at BYU as the director of basketball operations
- Helped the Cougars land their highest ranked prospect in Collin Chandler who was a 4-star recruit and ESPN's No. 26 prospect in 2022
- Spent four seasons at Utah Valley in an operations role. Helped develop the WAC Player of the Year, Jake Toolson
- Two-year letter winner at Central Florida which included a trip to the 2012 NIT
- Brother, Jonathan is a former Queens player (2017-20) and bench coach

ADAM SHORT

ASSISTANT COACH/REBOUNDING AND CULTURE COORDINATOR

- Second season as an assistant coach and culture coordinator
- Spent the two seasons at Texas and Ole Miss under head coach Chris Beard
- While on staff at Ole Miss, Short helped the Rebels defense ranks sixth in the SEC in defensive scoring while forcing the sixth most turnovers in the league. The year prior, Short helped Texas ranks fourth in the BIG12 in scoring defense and fifth in blocked shots and steals
- Spent time in the NAIA, JUCO, and Division 2 ranks at Avila University, Cowley College, Missouri State University - West Plains, State Fair Community College, University of Central Missouri, and SIU Edwardsville

AMIT TAILOR

ASSISTANT COACH/GAMEPLAN SPECIALIST

- Second season on staff, and first as an assistant coach and gameplan specialist
- Spent a season as the Equipment and Manager of Basketball Operations for the Grand Rapids Gold, the G-League affiliate of the Denver Nuggets. Assisted in player development, scouting, and operations
- Served as the Video and Player Development Associate for the Houston Rockets for a season. Responsible for opponent scouting and personnel video preparation.
- Spent six seasons at Clemson as the Video Coordinator. With the Tigers, he oversaw analytics to aid self and opponent scouting while learning and integrating hardware and software technology to assist with player development. While on staff, the Tigers made a pair of NCAA Tournament appearances, including a Sweet 16 run in 2017-18.

DAMIAN DIXON

ASSISTANT COACH/RECRUITING COORDINATOR

- Second season on staff, and first as an assistant coach and recruiting coordinator
- Dixon brings eight years of coaching, including three years in Division 3 and four years in Division 2
- Worked directly with professional talents Justin Robinson, Malachi Smith, Darin Green, and Trinity Baptiste throughout their careers
- Spent three seasons at Greensboro College where he developed five USA South All-Conference performers, including the 2014-15 USA South Player of the Year, Simeon Howard.
- Served as an assistant coach at Eckerd College for three seasons where he assisted in the development of three Sunshine State All-Conference winners, including the Sunshine State Freshman of the Year

SEAN EVANS

DIRECTOR OF PLAYER DEVELOPMENT

- First season on staff as the Director of Player Development
- Spent last season as an assistant coach at Colorado Mesa under former Charlotte Bobcats head coach and St. John's assistant, Mike Dunlap
- Four-year forward at St. John's University, and helped the Red Storm reach the NCAA Tournament in 2011
- Played 14 years professionally and was chosen in the 2012 NBA Development League Draft by the Idaho Stampede (Utah Jazz)

EVAN HARVILLE

SPECIAL ASSISTANT TO THE HEAD COACH/DEFENSIVE ANALYST

- First season on staff as a Special Assistant to the Head Coach and Defensive Analyst
- Spent the last seven seasons in the NBA G League with the Greensboro Swarm (Charlotte Hornets), RGV Vipers (Houston Rockets), and Motor City Cruise (Detroit Pistons)
- Worked with elite professionals, including Steph Curry, Kemba Walker, Vernon Carey, Devonte Graham, Willie Stein, and Joel Berry. At the professional level, Harville worked with 10 All-Americans and nine conference player of the year winners

ROYALS HEAD COACHES: ALL-TIME RECORDS

COACH	RECORD	YEARS
Bart Lundy	333-103	14
Dale Layer	168-88	9
Wes Long	75-66	5
Brian Good	72-45	4
Grant Leonard	57-55	4
Barclay Radebaugh	21-8	1

ROYALS HEAD COACHES: ALL-TIME WIN %

COACH	PCT.	RECORD
Bart Lundy	.764	333-103
Barclay Radebaugh	.724	21-8
Dale Layer	.656	168-88
Brian Good	.615	72-45
Wes Long	.532	75-66
Grant Leonard	.509	57-55



JORDAN WATFORD

Freshman Guard 6-5
Lancaster, S.C. Lancaster HS



BIO INFORMATION

- 2024-25 South Carolina MaxPreps Player of the Year
- Ranked No. 1 player in South Carolina by 247Sports
- McDonald's All-American nominee
- All-time leading scorer at Lancaster High School with 1,972 points
- Two-time All-State selection
- Four-time All-Region selection
- Two-time Regional Player of the Year

CAREER SUMMARY

WATFORD, Jordan

				Field Goals		3-Point		F-Throws		Rebounds									Scoring	
SEASON	TEAM	GP-GS	MIN/AVG	FG-FGA	FG%	3FG-3FGA	3FG%	FT-FTA	FT%	OFF	DEF	TOT	AVG	PF-FO	A	TO	BLK	STL	PTS	AVG
2025-26	Queens	11-6	229/20.8	31-56	.554	4-8	.500	23-32	.719	9	15	24	2.2	31-0	47	22	3	3	89	8.1
TOTAL		11-6	229/20.8	31-56	.554	4-8	.500	23-32	.719	9	15	24	2.2	31-0	47	22	3	3	89	8.1

Single Game Highs

Statistic	Value	
Points	16	vs Lynchburg 11/05/25
Rebounds	5	at Virginia 11/28/25
Assists	9	vs Gardner-Webb 12/03/25
Steals	1	at Furman 11/23/25, vs Sacred Heart 11/15/25, vs South Carolina St. 12/12/25
Blocks	1	vs UNC Greensboro 11/20/25, vs Lynchburg 11/05/25, vs South Carolina St. 12/12/25
FG Made	6	vs UNC Greensboro 11/20/25
FG Attempts	9	at Furman 11/23/25, vs UNC Greensboro 11/20/25
3FG Made	1	4 times
3FG Attempts	3	vs South Carolina St. 12/12/25
FT Made	5	at Furman 11/23/25, vs Lynchburg 11/05/25

GAME-BY-GAME SUMMARY

#0 WATFORD, Jordan

Opponent	Date	GS	MIN	Total		3-Pointers		Free throws		Rebounds				PF	A	TO	BLK	STL	PTS	AVG
				FG-FGA	PCT	3FG-3FGA	PCT	FT-FTA	PCT	OFF	DEF	TOT	AVG							
vs Winthrop	11/03/2025		09:36	1-3	.333	0-0	.000	2-2	1.000	0	0	0	0.0	4	3	1	0	0	4	4.0
Lynchburg	11/05/2025		22:44	5-8	.625	1-1	1.000	5-6	.833	0	2	2	1.0	3	2	1	1	0	16	10.0
at Villanova	11/08/2025		16:31	4-5	.800	1-1	1.000	0-0	.000	1	2	3	1.7	3	4	4	0	0	9	9.7
at Duquesne	11/11/2025		18:02	0-2	.000	0-0	.000	2-5	.400	1	2	3	2.0	1	1	1	0	0	2	7.8
Sacred Heart	11/15/2025		19:02	2-3	.667	0-0	.000	0-0	.000	0	3	3	2.2	2	4	4	0	1	4	7.0
UNC Greensboro	11/20/2025	*	28:09	6-9	.667	0-0	.000	1-1	1.000	2	1	3	2.3	1	6	1	1	0	13	8.0
at Furman	11/23/2025	*	20:59	4-9	.444	1-2	.500	5-6	.833	2	0	2	2.3	4	1	1	0	1	14	8.9
at Virginia	11/28/2025	*	24:38	4-8	.500	0-0	.000	2-3	.667	2	3	5	2.6	3	5	3	0	0	10	9.0
Gardner-Webb	12/03/2025	*	22:19	2-3	.667	0-0	.000	3-4	.750	0	1	1	2.4	3	9	2	0	0	7	8.8
South Carolina St.	12/12/2025	*	22:43	1-3	.333	1-3	.333	2-3	.667	1	1	2	2.4	3	5	1	1	1	5	8.4
at Wake Forest	12/14/2025	*	24:02	2-3	.667	0-1	.000	1-2	.500	0	0	0	2.2	4	7	3	0	0	5	8.1
Totals		6	228:46	31-56	.554	4-8	.500	23-32	.719	9	15	24	2.2	31	47	22	3	3	89	8.1

Player Averages

Games Played	Minutes/ game	Points/ game	FG Pct	3FG Pct	FT Pct	Rebounds/ game	Assists/ game	Turnovers/ game	Assist/Turnover ratio	Steals/ game	Blocks/ game
11	20.8	8.1	55.4	50.0	71.9	2.2	4.3	2.0	2.1	0.3	0.3

FUN FACT

**WOULD PICK
JOHN CENA,
MARK HENRY,
AND
DEMARCUS
COUSINS TO
GO TO BATTLE
AGAINST A
GORILLA**



1

NASIR MANN

Senior Guard/Forward 6-5
Gainesville, Fla. The Villages McNeese State



BIO INFORMATION

- McDonalds All-American nominee in high school
- Named 4A State Player of the Year
- Younger brother of Charlotte Hornets guard Tre Mann

AT MCNEESE STATE

- 2023-24 Southland Conference Champion
- Appeared in four games and averaged 7.5 points and 6.0 rebounds

AT SANTA FE COMMUNITY COLLEGE

- Named a Top 100 JUCO Prospect
- Averaged 14.4 points and 6.5 rebounds as a sophomore

CAREER SUMMARY

SEASON	TEAM	GP-GS	MIN/AVG	Field Goals		3-Point		F-Throws		Rebounds				Scoring			
				FG-FGA	FG%	3FG-3FGA	3FG%	FT-FTA	FT%	OFF	DEF	TOT	AVG	PF-FO	A	TO	BLK STL
2023-24	McN	4-0	77/19.4	13-22	.591	2-7	.286	2-7	.286	8	16	24	6.0	2-0	3	2	0 4
2024-25	Queens	34-3	531/15.6	67-152	.441	23-65	.354	67-92	.728	34	74	108	3.2	35-0	25	33	5 20
2025-26	Queens	11-11	344/31.2	61-113	.540	15-38	.395	31-38	.816	25	37	62	5.6	20-0	28	16	2 12
TOTAL FOR Queens		45-14	875/19.4	128-265	.483	38-103	.369	98-130	.754	59	111	170	3.8	55-0	53	49	7 32
TOTAL		49-14	952/19.4	141-287	.491	40-110	.364	100-137	.730	67	127	194	4.0	57-0	56	51	7 36

Single Game Highs

Statistic	Value	
Points	23	vs South Carolina St. 12/12/25
Rebounds	10	vs Lynchburg 11/04/24, vs Lynchburg 11/05/25, vs Winthrop 11/03/25
Assists	6	vs South Carolina St. 12/12/25
Steals	3	vs Lynchburg 11/04/24, at Stetson 01/16/25, at Duquesne 11/11/25
Blocks	2	at Bellarmine 02/13/25
FG Made	9	at Villanova 11/08/25
FG Attempts	15	at Duquesne 11/11/25
3FG Made	3	vs Gardner-Webb 12/03/25
3FG Attempts	6	at Stetson 01/16/25, vs Sacred Heart 11/15/25
FT Made	9	vs South Carolina St. 12/12/25
FT Attempts	12	vs South Carolina St. 12/12/25

GAME-BY-GAME SUMMARY

#1 MANN, Nasir

Opponent	Date	GS	MIN	Total		3-Pointers		Free throws		Rebounds				PF	A	TO	BLK	STL	PTS	AVG
				FG-FGA	PCT	3FG-3FGA	PCT	FT-FTA	PCT	OFF	DEF	TOT	AVG							
vs Winthrop	11/03/2025	*	34:33	5-13	.385	0-2	.000	2-2	1.000	5	5	10	10.0	1	1	2	0	0	12	12.0
Lynchburg	11/05/2025	*	27:24	1-4	.250	1-3	.333	5-6	.833	2	8	10	10.0	4	3	1	0	0	8	10.0
at Villanova	11/08/2025	*	31:19	9-11	.818	1-2	.500	2-2	1.000	2	3	5	8.3	0	2	2	1	0	21	13.7
at Duquesne	11/11/2025	*	38:30	7-15	.467	2-4	.500	0-0	.000	3	2	5	7.5	3	0	2	0	3	16	14.3
Sacred Heart	11/15/2025	*	31:33	6-10	.600	2-6	.333	1-1	1.000	2	4	6	7.2	3	4	2	0	2	15	14.4
UNC Greensboro	11/20/2025	*	29:28	3-10	.300	0-3	.000	6-6	1.000	3	2	5	6.8	2	5	1	0	0	12	14.0
at Furman	11/23/2025	*	33:19	6-10	.600	2-3	.667	0-0	.000	2	1	3	6.3	1	4	1	0	1	14	14.0
at Virginia	11/28/2025	*	30:31	7-11	.636	1-4	.250	3-3	1.000	2	1	3	5.9	2	0	2	0	2	18	14.5
Gardner-Webb	12/03/2025	*	25:29	8-12	.667	3-5	.600	1-3	.333	2	4	6	5.9	1	2	1	0	0	20	15.1
South Carolina St.	12/12/2025	*	28:13	6-9	.667	2-3	.667	9-12	.750	1	5	6	5.9	1	6	0	1	2	23	15.9
at Wake Forest	12/14/2025	*	33:16	3-8	.375	1-3	.333	2-3	.667	1	2	3	5.6	2	1	2	0	2	9	15.3
Totals		11	343:35	61-113	.540	15-38	.395	31-38	.816	25	37	62	5.6	20	28	16	2	12	168	15.3

Player Averages

Games Played	Minutes/game	Points/game	FG Pct	3FG Pct	FT Pct	Rebounds/game	Assists/game	Turnovers/game	Assist/Turnover ratio	Steals/game	Blocks/game
11	31.2	15.3	54.0	39.5	81.6	5.6	2.5	1.5	1.8	1.1	0.2

FUN FACT

RANDOMLY
KNOWS A
LOT ABOUT
DINASOURS



3

ISAIAH HENRY

Freshman Guard 6-4
Charlotte, N.C. Cannon School/PHHoenix Prep



BIO INFORMATION

- Ranked No. 2 shooting guard in North Carolina and top 125 nationally in the class of 2025 by Big Shots
- Three-star prospect, and ranked No. 17 in Arizona by 247Sports
- Ranked top 25 in the Overtime Elite circuit in scoring, rebounding, and steals
- Spent three seasons at Cannon School before transferring to OTE Diamond Doves for senior year

CAREER SUMMARY

				Field Goals		3-Point		F-Throws		Rebounds									Scoring	
SEASON	TEAM	GP-GS	MIN/AVG	FG-FGA	FG%	3FG-3FGA	3FG%	FT-FTA	FT%	OFF	DEF	TOT	AVG	PF-FO	A	TO	BLK	STL	PTS	AVG
2025-26	Queens	8-0	85/10.6	13-24	.542	2-8	.250	5-9	.556	3	15	18	2.3	4-0	6	3	0	2	33	4.1
TOTAL		8-0	85/10.6	13-24	.542	2-8	.250	5-9	.556	3	15	18	2.3	4-0	6	3	0	2	33	4.1

Single Game Highs

Statistic	Value	
Points	10	vs South Carolina St. 12/12/25
Rebounds	6	vs South Carolina St. 12/12/25
Assists	2	vs Gardner-Webb 12/03/25
Steals	1	vs Lynchburg 11/05/25, vs South Carolina St. 12/12/25
FG Made	5	vs South Carolina St. 12/12/25
FG Attempts	6	vs Gardner-Webb 12/03/25, vs South Carolina St. 12/12/25
3FG Made	1	at Furman 11/23/25, vs Gardner-Webb 12/03/25
3FG Attempts	2	at Virginia 11/28/25, at Wake Forest 12/14/25, at Furman 11/23/25
FT Made	3	at Virginia 11/28/25
FT Attempts	4	at Virginia 11/28/25

GAME-BY-GAME SUMMARY

FUN FACT

#3 HENRY, Isaiah

Opponent	Date	GS	MIN	Total		3-Pointers		Free throws		Rebounds				PF	A	TO	BLK	STL	PTS	AVG
				FG-FGA	PCT	3FG-3FGA	PCT	FT-FTA	PCT	OFF	DEF	TOT	AVG							
Lynchburg	11/05/2025		09:39	1-1	1.000	0-0	.000	1-2	.500	0	3	3	3.0	1	1	1	0	1	3	3.0
at Villanova	11/08/2025		02:37	0-0	.000	0-0	.000	0-0	.000	0	1	1	2.0	0	0	0	0	0	0	1.5
Sacred Heart	11/15/2025		02:58	0-0	.000	0-0	.000	0-0	.000	0	0	0	1.3	0	0	0	0	0	0	1.0
at Furman	11/23/2025		11:24	1-3	.333	1-2	.500	1-2	.500	0	2	2	1.5	1	1	0	0	0	4	1.8
at Virginia	11/28/2025		16:39	0-3	.000	0-2	.000	3-4	.750	1	1	2	1.6	0	1	0	0	0	3	2.0
Gardner-Webb	12/03/2025		14:29	4-6	.667	1-1	1.000	0-0	.000	0	3	3	1.8	0	2	0	0	0	9	3.2
South Carolina St.	12/12/2025		13:28	5-6	.833	0-1	.000	0-1	.000	1	5	6	2.4	1	0	1	0	1	10	4.1
at Wake Forest	12/14/2025		13:26	2-5	.400	0-2	.000	0-0	.000	1	0	1	2.3	1	1	1	0	0	4	4.1
Totals			0 84:39	13-24	.542	2-8	.250	5-9	.556	3	15	18	2.3	4	6	3	0	2	33	4.1

Player Averages

Games Played	Minutes/game	Points/game	FG Pct	3FG Pct	FT Pct	Rebounds/game	Assists/game	Turnovers/game	Assist/Turnover ratio	Steals/game	Blocks/game
8	10.6	4.1	54.2	25.0	55.6	2.3	0.8	0.4	2.0	0.3	0.0



4

REID CELESTIN

Junior Guard/Forward 6-6
Atlanta, Ga. Brewster Academy

BIO INFORMATION

- Attended Brewster Academy in New Hampshire

AT SAN DIEGO CITY COLLEGE

- Named Second Team All-Conference
- Ranked second on the team in rebounding and sixth in scoring
- Led Knights to its second consecutive Pacific Coast Athletic Conference title

AT WESLEYAN UNIVERSITY

- Made five appearances in his freshman season

CAREER SUMMARY

				Field Goals		3-Point		F-Throws		Rebounds										Scoring	
SEASON	TEAM	GP-GS	MIN/AVG	FG-FGA	FG%	3FG-3FGA	3FG%	FT-FTA	FT%	OFF	DEF	TOT	AVG	PF-FO	A	TO	BLK	STL	PTS	AVG	
2025-26	Queens	7-0	18/2.6	0-0	.000	0-0	.000	1-4	.250	5	1	6	0.9	0-0	2	3	0	0	1	0.1	
TOTAL		7-0	18/2.6	0-0	.000	0-0	.000	1-4	.250	5	1	6	0.9	0-0	2	3	0	0	1	0.1	

Single Game Highs

Statistic	Value	
Points	1	vs Lynchburg 11/05/25
Rebounds	4	vs Lynchburg 11/05/25
Assists	1	at Virginia 11/28/25, vs Gardner-Webb 12/03/25
FT Made	1	vs Lynchburg 11/05/25

GAME-BY-GAME SUMMARY

#4 CELESTIN, Reid

Opponent	Date	GS	MIN	Total		3-Pointers		Free throws		Rebounds				PF	A	TO	BLK	STL	PTS	AVG
				FG-FGA	PCT	3FG-3FGA	PCT	FT-FTA	PCT	OFF	DEF	TOT	AVG							
Lynchburg	11/05/2025		07:14	0-0	.000	0-0	.000	1-4	.250	3	1	4	4.0	0	0	2	0	0	1	1.0
Sacred Heart	11/15/2025		01:13	0-0	.000	0-0	.000	0-0	.000	0	0	0	2.0	0	0	0	0	0	0	0.5
at Furman	11/23/2025		00:50	0-0	.000	0-0	.000	0-0	.000	0	0	0	1.3	0	0	0	0	0	0	0.3
at Virginia	11/28/2025		02:27	0-0	.000	0-0	.000	0-0	.000	0	0	0	1.0	0	1	0	0	0	0	0.3
Gardner-Webb	12/03/2025		02:29	0-0	.000	0-0	.000	0-0	.000	2	0	2	1.2	0	1	0	0	0	0	0.2
South Carolina St.	12/12/2025		01:58	0-0	.000	0-0	.000	0-0	.000	0	0	0	1.0	0	0	0	0	0	0	0.2
at Wake Forest	12/14/2025		02:13	0-0	.000	0-0	.000	0-0	.000	0	0	0	0.9	0	0	1	0	0	0	0.1
Totals		0	18:23	0-0	.000	0-0	.000	1-4	.250	5	1	6	0.9	0	2	3	0	0	1	0.1

Player Averages

Games Played	Minutes/game	Points/game	FG Pct	3FG Pct	FT Pct	Rebounds/game	Assists/game	Turnovers/game	Assist/Turnover ratio	Steals/game	Blocks/game
7	2.6	0.1	0.0	0.0	25.0	0.9	0.3	0.4	0.7	0.0	0.0

FUN FACT



5

KAM CLARKJunior Guard/Forward 6-7
Memphis, Tenn. Houston High School**BIO INFORMATION**

- Graduated from Houston High School
- Averaged 11.3 points per game

AT ITAWAMBA COMMUNITY COLLEGE

- Named NJCAA Region 23 All-Tournament Team
- Averaged 9.8 points, 5.9 rebounds, and 1.4 assists

AT CLEVELAND STATE COMMUNITY COLLEGE

- Selected to compete in the Top 40 All-Star Game at the All-American JUCO Showcase Invitational
- Averaged 12.5 points while adding 4.7 rebounds and 2.5 assists per game

CAREER SUMMARY

				Field Goals		3-Point		F-Throws		Rebounds									Scoring	
SEASON	TEAM	GP-GS	MIN/AVG	FG-FGA	FG%	3FG-3FGA	3FG%	FT-FTA	FT%	OFF	DEF	TOT	AVG	PF-FO	A	TO	BLK	STL	PTS	AVG
2025-26	Queens	11-3	106/9.7	7-25	.280	3-17	.176	9-13	.692	3	12	15	1.4	13-0	6	5	3	4	26	2.4
TOTAL		11-3	106/9.7	7-25	.280	3-17	.176	9-13	.692	3	12	15	1.4	13-0	6	5	3	4	26	2.4

Single Game Highs

Statistic	Value	
Points	9	vs Lynchburg 11/05/25
Rebounds	3	vs Gardner-Webb 12/03/25
Assists	1	6 times
Steals	3	vs Lynchburg 11/05/25
Blocks	1	at Duquesne 11/11/25, vs Sacred Heart 11/15/25, vs South Carolina St. 12/12/25
FG Made	2	vs Lynchburg 11/05/25, vs South Carolina St. 12/12/25
FG Attempts	6	vs Lynchburg 11/05/25
3FG Made	1	at Wake Forest 12/14/25, at Duquesne 11/11/25, vs Gardner-Webb 12/03/25
3FG Attempts	4	vs Lynchburg 11/05/25
FT Made	5	vs Lynchburg 11/05/25
FT Attempts	8	vs Lynchburg 11/05/25

GAME-BY-GAME SUMMARY**FUN FACT**

#5 CLARK, Kam

Opponent	Date	GS	MIN	Total		3-Pointers		Free throws		Rebounds				PF	A	TO	BLK	STL	PTS	AVG
				FG-FGA	PCT	3FG-3FGA	PCT	FT-FTA	PCT	OFF	DEF	TOT	AVG							
vs Winthrop	11/03/2025		08:11	0-1	.000	0-1	.000	0-0	.000	0	1	1	1.0	4	0	1	0	0	0	0.0
Lynchburg	11/05/2025		18:31	2-6	.333	0-4	.000	5-8	.625	0	1	1	1.0	2	1	1	0	3	9	4.5
at Villanova	11/08/2025	*	14:32	0-3	.000	0-1	.000	0-0	.000	0	1	1	1.0	1	0	1	0	0	0	3.0
at Duquesne	11/11/2025	*	16:11	1-4	.250	1-3	.333	2-2	1.000	0	1	1	1.0	2	1	0	1	1	5	3.5
Sacred Heart	11/15/2025	*	12:04	0-1	.000	0-1	.000	0-0	.000	0	2	2	1.2	0	1	1	1	0	0	2.8
UNC Greensboro	11/20/2025		05:43	0-1	.000	0-1	.000	1-2	.500	1	1	2	1.3	1	1	0	0	0	1	2.5
at Furman	11/23/2025		03:30	0-0	.000	0-0	.000	0-0	.000	0	0	0	1.1	0	1	0	0	0	0	2.1
at Virginia	11/28/2025		05:53	0-1	.000	0-0	.000	0-0	.000	1	0	1	1.1	2	0	0	0	0	0	1.9
Gardner-Webb	12/03/2025		10:48	1-2	.500	1-2	.500	0-0	.000	0	3	3	1.3	0	0	1	0	0	3	2.0
South Carolina St.	12/12/2025		05:13	2-3	.667	0-1	.000	0-0	.000	1	1	2	1.4	1	1	0	1	0	4	2.2
at Wake Forest	12/14/2025		05:53	1-3	.333	1-3	.333	1-1	1.000	0	1	1	1.4	0	0	0	0	0	4	2.4
Totals		3	106:28	7-25	.280	3-17	.176	9-13	.692	3	12	15	1.4	13	6	5	3	4	26	2.4

Player Averages

Games Played	Minutes/ game	Points/ game	FG Pct	3FG Pct	FT Pct	Rebounds/ game	Assists/ game	Turnovers/ game	Assist/Turnover ratio	Steals/ game	Blocks/ game
11	9.7	2.4	28.0	17.6	69.2	1.4	0.5	0.5	1.2	0.4	0.3



6

AVANTAE PARKER

Junior Forward 6-9
Columbia, S.C. Gray Academy Georgia Southern

BIO INFORMATION

- Rated a three-star prospect and No. 4 recruit in South Carolina by 247Sports
- Two-time All-State selection
- Two-time All-Region selection
- Averaged 12.1 points, 7.7 rebounds, 1.5 steals, and 1.0 blocks per game

AT GEORGIA SOUTHERN

- Spent two seasons in Statesboro where he made 50 appearances, and 25 starts
- Swatted 40 shots as a freshman, the second most amongst first-year players, and eighth most in a single season in school history

CAREER SUMMARY

SEASON	TEAM	GP-GS	MIN/AVG	FG-FGA	FG%	3FG-3FGA	3FG%	FT-FTA	FT%	OFF	DEF	TOT	AVG	PF-FO	A	TO	BLK	STL	PTS	AVG
2023-24	GS	33-23	768/23.3	102-198	.515	5-19	.263	62-106	.585	74	109	183	5.5	118-10	35	76	40	34	271	8.2
2024-25	GS	17-2	222/13.0	35-63	.556	4-8	.500	10-15	.667	16	41	57	3.4	44-5	6	19	18	17	84	4.9
2025-26	Queens	11-11	217/19.7	47-66	.712	3-7	.429	21-31	.677	14	31	45	4.1	41-4	15	18	11	9	118	10.7
TOTAL FOR Queens		11-11	217/19.7	47-66	.712	3-7	.429	21-31	.677	14	31	45	4.1	41-4	15	18	11	9	118	10.7
TOTAL		61-36	1206/19.8	184-327	.563	12-34	.353	93-152	.612	104	181	285	4.7	203-19	56	113	69	60	473	7.8

Single Game Highs

Statistic	Value	
Points	19	vs App State 02/03/24
Rebounds	12	vs Kennesaw St. 11/19/23, vs South Alabama 03/07/24
Assists	4	at Duquesne 11/11/25, vs South Carolina St. 12/12/25
Steals	4	at Jacksonville 11/14/23, vs App State 02/03/24, vs App State 03/09/24
Blocks	6	vs South Alabama 03/07/24
FG Made	9	vs App State 02/03/24, vs Gardner-Webb 12/03/25
FG Attempts	14	vs App State 03/09/24
3FG Made	2	at Coastal Carolina 01/16/25
3FG Attempts	3	at Coastal Carolina 01/16/25
FT Made	6	at Arkansas St. 01/04/24, at Duquesne 11/11/25
FT Attempts	10	vs Coastal Carolina 01/18/24

GAME-BY-GAME SUMMARY

#6 PARKER, Avantae

Opponent	Date	GS	MIN	Total		3-Pointers		Free throws		Rebounds				PF	A	TO	BLK	STL	PTS	AVG
				FG-FGA	PCT	3FG-3FGA	PCT	FT-FTA	PCT	OFF	DEF	TOT	AVG							
vs Winthrop	11/03/2025	*	18:44	4-5	.800	0-0	.000	2-2	1.000	0	2	2	2.0	5	0	2	0	0	10	10.0
Lynchburg	11/05/2025	*	18:06	3-4	.750	1-1	1.000	0-0	.000	0	1	1	1.5	5	2	4	1	1	7	8.5
at Villanova	11/08/2025	*	12:42	3-4	.750	0-0	.000	3-5	.600	0	1	1	1.3	5	0	3	0	0	9	8.7
at Duquesne	11/11/2025	*	31:23	3-7	.429	0-1	.000	6-8	.750	3	4	7	2.8	4	4	2	3	2	12	9.5
Sacred Heart	11/15/2025	*	20:53	5-10	.500	0-0	.000	0-0	.000	1	4	5	3.2	1	2	1	0	1	10	9.6
UNC Greensboro	11/20/2025	*	22:09	6-6	1.000	1-1	1.000	1-1	1.000	1	4	5	3.5	4	1	0	1	1	14	10.3
at Furman	11/23/2025	*	17:32	4-5	.800	0-1	.000	2-3	.667	0	3	3	3.4	5	0	0	0	0	10	10.3
at Virginia	11/28/2025	*	16:36	1-5	.200	0-1	.000	2-4	.500	2	5	7	3.9	3	0	4	0	1	4	9.5
Gardner-Webb	12/03/2025	*	18:28	9-11	.818	0-1	.000	0-2	.000	2	3	5	4.0	1	1	1	2	2	18	10.4
South Carolina St.	12/12/2025	*	21:31	3-3	1.000	1-1	1.000	3-4	.750	2	3	5	4.1	4	4	1	4	1	10	10.4
at Wake Forest	12/14/2025	*	18:31	6-6	1.000	0-0	.000	2-2	1.000	3	1	4	4.1	4	1	0	0	0	14	10.7
Totals		11	216:35	47-66	.712	3-7	.429	21-31	.677	14	31	45	4.1	41	15	18	11	9	118	10.7

Player Averages

Games Played	Minutes/game	Points/game	FG Pct	3FG Pct	FT Pct	Rebounds/game	Assists/game	Turnovers/game	Assist/Turnover ratio	Steals/game	Blocks/game
11	19.7	10.7	71.2	42.9	67.7	4.1	1.4	1.6	0.8	0.8	1.0

FUN FACT

RANDOMLY
KNOWS A
LOT ABOUT
EXTINCT
ANIMALS



GUS LARSON

Graduate Student Forward 6-10
New Canaan, Conn. California Berkeley



BIO INFORMATION

- Graduated from Northfield Mount Hermon School
- Helped NMH capture the New England Prep School Athletic Conference Class AAA Championship

AT CALIFORNIA BERKELEY

- Spent two seasons in Berkeley where he made 28 appearances
- Scored a season-high nine points against UTEP

AT PENN

- Spent two seasons with the Quakers where he made 12 appearances
- Saw action against Missouri, Towson, and West Virginia before suffering a season-ending injury

CAREER SUMMARY

				Field Goals		3-Point		F-Throws		Rebounds										Scoring	
SEASON	TEAM	GP-GS	MIN/AVG	FG-FGA	FG%	3FG-3FGA	3FG%	FT-FTA	FT%	OFF	DEF	TOT	AVG	PF-FO	A	TO	BLK	STL	PTS	AVG	
2021-22	Penn	7-0	11/1.6	1-1	1.000	0-0	.000	1-2	.500	0	1	1	0.1	6-0	0	1	0	0	3	0.4	
2022-23	Penn	5-1	31/6.3	1-3	.333	1-1	1.000	0-1	.000	2	4	6	1.2	6-0	0	4	2	0	3	0.6	
2023-24	Cal	28-0	195/7.0	11-25	.440	4-9	.444	14-20	.700	12	18	30	1.1	51-1	4	8	11	7	40	1.4	
2025-26	Queens	11-0	161/14.6	15-31	.484	3-9	.333	12-22	.545	14	20	34	3.1	23-1	12	8	8	3	45	4.1	
TOTAL FOR Queens		11-0	161/14.6	15-31	.484	3-9	.333	12-22	.545	14	20	34	3.1	23-1	12	8	8	3	45	4.1	
TOTAL		51-1	398/7.8	28-60	.467	8-19	.421	27-45	.600	28	43	71	1.4	86-2	16	21	21	10	91	1.8	

Single Game Highs

Statistic	Value
Points	13 vs Winthrop 11/03/25
Rebounds	9 vs Sacred Heart 11/15/25
Assists	3 at Furman 11/23/25
Steals	2 at Virginia 11/28/25, at Arizona 02/01/24
Blocks	4 vs Sacred Heart 11/15/25
FG Made	6 vs Winthrop 11/03/25
FG Attempts	7 vs Winthrop 11/03/25
3FG Made	1 8 times
3FG Attempts	3 at Villanova 11/08/25
FT Made	4 vs UTEP 11/20/23
FT Attempts	6 vs UTEP 11/20/23

GAME-BY-GAME SUMMARY

FUN FACT

#7 LARSON, Gus

Opponent	Date	GS	MIN	Total		3-Pointers		Free throws		Rebounds				PF	A	TO	BLK	STL	PTS	AVG
				FG-FGA	PCT	3FG-3FGA	PCT	FT-FTA	PCT	OFF	DEF	TOT	AVG							
vs Winthrop	11/03/2025		20:40	6-7	.857	0-0	.000	1-1	1.000	1	1	2	2.0	5	1	2	1	0	13	13.0
Lynchburg	11/05/2025		10:19	0-1	.000	0-1	.000	0-5	.000	1	0	1	1.5	2	0	1	0	0	0	6.5
at Villanova	11/08/2025		12:53	1-3	.333	1-3	.333	2-3	.667	0	2	2	1.7	3	0	0	0	0	5	6.0
at Duquesne	11/11/2025		06:45	0-3	.000	0-1	.000	0-0	.000	0	1	1	1.5	2	0	1	0	0	0	4.5
Sacred Heart	11/15/2025		17:54	1-2	.500	0-0	.000	1-2	.500	4	5	9	3.0	0	2	0	4	1	3	4.2
UNC Greensboro	11/20/2025		17:19	3-4	.750	1-2	.500	1-1	1.000	2	2	4	3.2	2	1	0	1	0	8	4.8
at Furman	11/23/2025		17:37	0-1	.000	0-1	.000	0-0	.000	0	1	1	2.9	1	3	0	0	0	0	4.1
at Virginia	11/28/2025		12:09	1-3	.333	1-1	1.000	2-4	.500	1	0	1	2.6	2	2	0	0	2	5	4.3
Gardner-Webb	12/03/2025		17:59	3-4	.750	0-0	.000	3-4	.750	2	4	6	3.0	3	1	1	2	0	9	4.8
South Carolina St.	12/12/2025		13:14	0-3	.000	0-0	.000	2-2	1.000	3	3	6	3.3	3	1	2	0	0	2	4.5
at Wake Forest	12/14/2025		13:44	0-0	.000	0-0	.000	0-0	.000	0	1	1	3.1	0	1	1	0	0	0	4.1
Totals		0	160:33	15-31	.484	3-9	.333	12-22	.545	14	20	34	3.1	23	12	8	8	3	45	4.1

Player Averages

Games Played	Minutes/ game	Points/ game	FG Pct	3FG Pct	FT Pct	Rebounds/ game	Assists/ game	Turnovers/ game	Assist/Turnover ratio	Steals/ game	Blocks/ game
11	14.6	4.1	48.4	33.3	54.5	3.1	1.1	0.7	1.5	0.3	0.7



9

MABAN JABRIEL

Sophomore Guard/Forward 6-9
Ontario, Canada Tri-City Prep

BIO INFORMATION

- Named MVP at Tri-City Prep
- Averaged 15.1 points, 11.6 rebounds, and 4.8 blocks as a senior
- Earned Platinum Post-Grad All-Star team nods and a 2023 All-Canadian Basketball Games invitation

AT QUEENS

- Appeared in all 35 games as a freshman
- Averaged 5.2 points, 3.4 rebounds, and 0.7 assists
- Notched double figures in five games, including a season-high 15 points at Ole Miss

CAREER SUMMARY

				Field Goals		3-Point		F-Throws		Rebounds										Scoring	
SEASON	TEAM	GP-GS	MIN/AVG	FG-FGA	FG%	3FG-3FGA	3FG%	FT-FTA	FT%	OFF	DEF	TOT	AVG	PF-FO	A	TO	BLK	STL		PTS	AVG
2024-25	Queens	35-0	435/12.4	63-150	.420	31-95	.326	26-39	.667	17	103	120	3.4	42-0	26	21	11	16		183	5.2
2025-26	Queens	11-2	226/20.5	28-54	.519	14-31	.452	9-11	.818	14	34	48	4.4	18-0	15	11	2	8		79	7.2
TOTAL		46-2	660/14.4	91-204	.446	45-126	.357	35-50	.700	31	137	168	3.7	60-0	41	32	13	24		262	5.7

Single Game Highs

Statistic	Value	
Points	16	at Furman 11/23/25
Rebounds	11	at Austin Peay 01/11/25, at Duquesne 11/11/25
Assists	3	at Wake Forest 12/14/25
Steals	2	5 times
Blocks	3	vs North Ala. 01/29/25
FG Made	6	at Furman 11/23/25
FG Attempts	11	at Ole Miss 12/21/24, vs CarolinaU 12/10/24
3FG Made	5	at Ole Miss 12/21/24
3FG Attempts	10	at Ole Miss 12/21/24
FT Made	4	at Stetson 01/16/25, vs Jacksonville 01/25/25
FT Attempts	7	at Stetson 01/16/25

GAME-BY-GAME SUMMARY

FUN FACT

#9 JABRIEL, Maban

Opponent	Date	GS	MIN	Total		3-Pointers		Free throws		Rebounds				PF	A	TO	BLK	STL	PTS	AVG
				FG-FGA	PCT	3FG-3FGA	PCT	FT-FTA	PCT	OFF	DEF	TOT	AVG							
vs Winthrop	11/03/2025	*	20:29	0-2	.000	0-2	.000	0-0	.000	1	1	2	2.0	2	0	1	0	1	0	0.0
Lynchburg	11/05/2025	*	17:02	2-5	.400	0-2	.000	1-2	.500	1	4	5	3.5	1	1	0	1	0	5	2.5
at Villanova	11/08/2025		26:26	1-4	.250	1-2	.500	0-0	.000	0	2	2	3.0	1	2	1	0	0	3	2.7
at Duquesne	11/11/2025		25:24	3-4	.750	0-1	.000	2-2	1.000	5	6	11	5.0	4	1	4	0	2	8	4.0
Sacred Heart	11/15/2025		17:15	2-4	.500	2-3	.667	2-2	1.000	1	1	2	4.4	1	2	1	0	0	8	4.8
UNC Greensboro	11/20/2025		17:12	3-3	1.000	3-3	1.000	0-0	.000	0	4	4	4.3	4	0	1	0	0	9	5.5
at Furman	11/23/2025		25:09	6-8	.750	2-4	.500	2-2	1.000	2	5	7	4.7	2	2	0	1	1	16	7.0
at Virginia	11/28/2025		21:40	3-9	.333	2-5	.400	0-0	.000	3	3	6	4.9	0	1	0	0	1	8	7.1
Gardner-Webb	12/03/2025		21:41	4-7	.571	1-3	.333	2-2	1.000	0	5	5	4.9	1	2	2	0	1	11	7.6
South Carolina St.	12/12/2025		16:33	2-4	.500	1-2	.500	0-1	.000	1	0	1	4.5	0	1	0	0	0	5	7.3
at Wake Forest	12/14/2025		16:45	2-4	.500	2-4	.500	0-0	.000	0	3	3	4.4	2	3	1	0	2	6	7.2
Totals		2	225:35	28-54	.519	14-31	.452	9-11	.818	14	34	48	4.4	18	15	11	2	8	79	7.2

Player Averages

Games Played	Minutes/game	Points/game	FG Pct	3FG Pct	FT Pct	Rebounds/game	Assists/game	Turnovers/game	Assist/Turnover ratio	Steals/game	Blocks/game
11	20.5	7.2	51.9	45.2	81.8	4.4	1.4	1.0	1.4	0.7	0.2



11

CHRIS ASHBY

Graduate Student Guard 6-2
Houston, Texas Paris Junior College

BIO INFORMATION

- All-time leader in three-pointers made at Atascocita High School
- Named Offensive MVP and First Team All-District

AT QUEENS

- 2025-26 Blue Ribbon College Basketball Preseason ASUN Player of the Year
- 2024-25 Third Team All-ASUN selection
- Broke the single-season school record for three-pointers made with 115 last season
- Led the ASUN and ranked ninth in the country in threes made last season
- Scored a career-high 30 points on 7-of-13 shooting from deep at Bellarmine
- Buried a Division 1 program record nine threes at Central Arkansas

AT PARIS JUNIOR COLLEGE

- Named All-Region Honorable Mention
- Averaged 12.3 points, 2.5 rebounds, and 1.6 assists per game
- Shot 42 percent from behind the arc

CAREER SUMMARY

				Field Goals		3-Point		F-Throws		Rebounds										Scoring	
SEASON	TEAM	GP-GS	MIN/AVG	FG-FGA	FG%	3FG-3FGA	3FG%	FT-FTA	FT%	OFF	DEF	TOT	AVG	PF-FO	A	TO	BLK	STL	PTS	AVG	
2022-23	Queens	33-0	550/16.7	80-189	.423	71-172	.413	8-9	.889	3	16	19	0.6	32-0	18	13	2	6	239	7.2	
2023-24	Queens	33-16	878/26.6	106-272	.390	95-243	.391	12-13	.923	8	16	24	0.7	36-1	24	17	0	12	319	9.7	
2024-25	Queens	35-35	983/28.1	140-392	.357	115-327	.352	48-54	.889	8	34	42	1.2	56-0	38	37	8	17	443	12.7	
2025-26	Queens	11-11	322/29.3	47-117	.402	39-96	.406	10-13	.769	4	19	23	2.1	23-0	17	13	0	4	143	13.0	
TOTAL		112-62	2733/24.4	373-970	.385	320-838	.382	78-89	.876	23	85	108	1.0	147-1	97	80	10	39	1144	10.2	

Single Game Highs

Statistic	Value
Points	30 at Bellarmine 02/13/25
Rebounds	5 at Bellarmine 02/13/25, at Duquesne 11/11/25
Assists	5 vs Lynchburg 11/23/22
Steals	3 vs Lynchburg 11/04/24, at Central Ark. 02/05/25
Blocks	1 10 times
FG Made	9 at Central Ark. 02/05/25
FG Attempts	27 at Central Ark. 02/05/25
3FG Made	9 at Central Ark. 02/05/25
3FG Attempts	26 at Central Ark. 02/05/25
FT Made	9 at Bellarmine 02/13/25
FT Attempts	10 at Bellarmine 02/13/25

GAME-BY-GAME SUMMARY

FUN FACT

#11 ASHBY, Chris

Opponent	Date	GS	MIN	Total		3-Pointers		Free throws		Rebounds				PF	A	TO	BLK	STL	PTS	AVG
				FG-FGA	PCT	3FG-3FGA	PCT	FT-FTA	PCT	OFF	DEF	TOT	AVG							
vs Winthrop	11/03/2025	*	33:24	3-12	.250	2-11	.182	2-2	1.000	1	3	4	4.0	2	2	2	0	0	10	10.0
Lynchburg	11/05/2025	*	23:15	7-10	.700	6-9	.667	2-2	1.000	1	1	2	3.0	1	3	0	0	1	22	16.0
at Villanova	11/08/2025	*	36:18	4-5	.800	3-4	.750	0-1	.000	0	2	2	2.7	4	2	0	0	0	11	14.3
at Duquesne	11/11/2025	*	38:57	4-15	.267	4-12	.333	1-2	.500	0	5	5	3.3	1	1	3	0	2	13	14.0
Sacred Heart	11/15/2025	*	30:51	5-10	.500	5-10	.500	0-0	.000	0	2	2	3.0	3	2	2	0	1	15	14.2
UNC Greensboro	11/20/2025	*	35:13	5-14	.357	5-12	.417	3-4	.750	0	3	3	3.0	3	1	1	0	0	18	14.8
at Furman	11/23/2025	*	26:54	4-8	.500	2-3	.667	2-2	1.000	0	0	0	2.6	3	2	1	0	0	12	14.4
at Virginia	11/28/2025	*	25:12	1-9	.111	0-6	.000	0-0	.000	1	2	3	2.6	1	1	0	0	0	2	12.9
Gardner-Webb	12/03/2025	*	25:22	5-10	.500	4-8	.500	0-0	.000	0	1	1	2.4	2	1	0	0	0	14	13.0
South Carolina St.	12/12/2025	*	24:48	4-12	.333	3-10	.300	0-0	.000	1	0	1	2.3	1	1	1	0	0	11	12.8
at Wake Forest	12/14/2025	*	21:57	5-12	.417	5-11	.455	0-0	.000	0	0	0	2.1	2	1	3	0	0	15	13.0
Totals		11	322:12	47-117	.402	39-96	.406	10-13	.769	4	19	23	2.1	23	17	13	0	4	143	13.0

Player Averages

Games Played	Minutes/game	Points/game	FG Pct	3FG Pct	FT Pct	Rebounds/game	Assists/game	Turnovers/game	Assist/Turnover ratio	Steals/game	Blocks/game
11	29.3	13.0	40.2	40.6	76.9	2.1	1.5	1.2	1.3	0.4	0.0

FAVORITE TV
SHOW IS THE
WALKING
DEAD



12

TYLER CRIDER

Freshman Guard 6-0
Matthews, N.C. Weddington High School



BIO INFORMATION

- Chose Queens for the great academics, basketball, and proximity to home
- Father, Lasana, plays basketball at Edinboro University
- Named to the Deans List at Central Carolina Community College

CAREER SUMMARY

				Field Goals		3-Point		F-Throws		Rebounds										Scoring	
SEASON	TEAM	GP-GS	MIN/AVG	FG-FGA	FG%	3FG-3FGA	3FG%	FT-FTA	FT%	OFF	DEF	TOT	AVG	PF-FO	A	TO	BLK	STL		PTS	AVG
2025-26	Queens	3-0	4/1.2	0-4	.000	0-3	.000	0-0	.000	0	0	0	0.0	1-0	1	0	0	0	0	0	0.0
TOTAL		3-0	4/1.2	0-4	.000	0-3	.000	0-0	.000	0	0	0	0.0	1-0	1	0	0	0	0	0	0.0

GAME-BY-GAME SUMMARY

FUN FACT

#12 CRIDER, Tyler

Opponent	Date	GS	MIN	Total		3-Pointers		Free throws		Rebounds				PF	A	TO	BLK	STL	PTS	AVG
				FG-FGA	PCT	3FG-3FGA	PCT	FT-FTA	PCT	OFF	DEF	TOT	AVG							
Lynchburg	11/05/2025		00:21	0-0	.000	0-0	.000	0-0	.000	0	0	0	0.0	0	0	0	0	0	0.0	
Gardner-Webb	12/03/2025		01:12	0-1	.000	0-1	.000	0-0	.000	0	0	0	0.0	0	1	0	0	0	0.0	
South Carolina St.	12/12/2025		01:58	0-3	.000	0-2	.000	0-0	.000	0	0	0	0.0	1	0	0	0	0	0.0	
Totals		0	03:31	0-4	.000	0-3	.000	0-0	.000	0	0	0	0.0	1	1	0	0	0	0.0	

Player Averages

Games Played	Minutes/game	Points/game	FG Pct	3FG Pct	FT Pct	Rebounds/game	Assists/game	Turnovers/game	Assist/Turnover ratio	Steals/game	Blocks/game
3	1.2	0.0	0.0	0.0	0.0	0.0	0.3	0.0	1.0	0.0	0.0



22

CARSON SCHWIEGER

Redshirt Sophomore Forward 6-8
Overland Park, Kan. Valparaiso

BIO INFORMATION

- Attended Link Year Prep Academy in 2022-23
- Averaged 12.3 points, 6.5 rebounds, 2.3 assists, and 1.8 blocks per game
- Prior to prep school, attended Blue Valley Southwest High School where he averaged 9.9 points and 7.2 rebounds as a senior
- Twin brother of Wake Forest standout Cooper Schwieger

AT VALPARAISO

- Made 19 appearances, including three starts and averaged 3.6 points and 2.1 rebounds
- Posted a season-high nine points and 10 rebounds against Illinois State

AT WRIGHT STATE

- Redshirted the 2023-24 season

CAREER SUMMARY

				Field Goals		3-Point		F-Throws		Rebounds									Scoring	
SEASON	TEAM	GP-GS	MIN/AVG	FG-FGA	FG%	3FG-3FGA	3FG%	FT-FTA	FT%	OFF	DEF	TOT	AVG	PF-FO	A	TO	BLK	STL	PTS	AVG
2024-25	VALPO	19-3	170/9.0	17-43	.395	12-34	.353	4-8	.500	11	28	39	2.1	14-0	5	4	2	4	50	2.6
2025-26	Queens	11-4	220/20.0	31-71	.437	26-63	.413	4-6	.667	8	30	38	3.5	24-0	10	3	0	4	92	8.4
TOTAL FOR Queens		11-4	220/20.0	31-71	.437	26-63	.413	4-6	.667	8	30	38	3.5	24-0	10	3	0	4	92	8.4
TOTAL		30-7	391/13.0	48-114	.421	38-97	.392	8-14	.571	19	58	77	2.6	38-0	15	7	2	8	142	4.7

Single Game Highs

Statistic	Value	
Points	17	vs Sacred Heart 11/15/25, vs South Carolina St. 12/12/25
Rebounds	10	at Illinois St. 02/01/25
Assists	3	at Villanova 11/08/25
Steals	2	vs UNI 03/07/25
Blocks	1	at Indiana St. 02/05/25, vs UIC 03/06/25
FG Made	6	vs Sacred Heart 11/15/25
FG Attempts	11	at Wake Forest 12/14/25, vs South Carolina St. 12/12/25
3FG Made	5	vs Sacred Heart 11/15/25, vs South Carolina St. 12/12/25
3FG Attempts	11	vs South Carolina St. 12/12/25
FT Made	2	vs Murray St. 02/08/25, vs UNI 03/07/25, vs South Carolina St. 12/12/25
FT Attempts	4	vs Murray St. 02/08/25

GAME-BY-GAME SUMMARY

FUN FACT

#22 SCHWIEGER, Carson

Opponent	Date	GS	MIN	Total		3-Pointers		Free throws		Rebounds				PF	A	TO	BLK	STL	PTS	AVG	
				FG-FGA	PCT	3FG-3FGA	PCT	FT-FTA	PCT	OFF	DEF	TOT	AVG								
vs Winthrop	11/03/2025		19:50	2-4	.500	1-2	.500	1-1	1.000	0	6	6	6.0	0	2	1	0	1	6	6.0	
Lynchburg	11/05/2025		17:38	0-2	.000	0-2	.000	1-2	.500	0	3	3	4.5	1	0	1	0	0	1	3.5	
at Villanova	11/08/2025		15:44	3-5	.600	1-3	.333	0-0	.000	0	0	0	3.0	3	3	1	0	0	7	4.7	
at Duquesne	11/11/2025		16:43	1-5	.200	1-3	.333	0-0	.000	1	4	5	3.5	4	0	0	0	1	3	4.3	
Sacred Heart	11/15/2025		19:08	6-9	.667	5-8	.625	0-0	.000	0	4	4	3.6	2	0	0	0	0	17	6.8	
UNC Greensboro	11/20/2025		16:40	3-5	.600	3-5	.600	0-0	.000	2	2	4	3.7	3	0	0	0	0	9	7.2	
at Furman	11/23/2025		16:57	1-7	.143	1-7	.143	0-0	.000	0	4	4	3.7	1	1	0	0	0	3	6.6	
at Virginia	11/28/2025	*	25:15	3-7	.429	3-7	.429	0-0	.000	1	1	2	3.5	3	1	0	0	0	9	6.9	
Gardner-Webb	12/03/2025	*	20:25	4-5	.800	4-5	.800	0-0	.000	0	2	2	3.3	2	1	0	0	1	12	7.4	
South Carolina St.	12/12/2025	*	26:18	5-11	.455	5-11	.455	2-2	1.000	4	2	6	3.6	3	1	0	0	1	17	8.4	
at Wake Forest	12/14/2025	*	25:41	3-11	.273	2-10	.200	0-1	.000	0	2	2	3.5	2	1	0	0	0	8	8.4	
Totals			4	220:19	31-71	.437	26-63	.413	4-6	.667	8	30	38	3.5	24	10	3	0	4	92	8.4

Player Averages

Games Played	Minutes/game	Points/game	FG Pct	3FG Pct	FT Pct	Rebounds/game	Assists/game	Turnovers/game	Assist/Turnover ratio	Steals/game	Blocks/game
11	20.0	8.4	43.7	41.3	66.7	3.5	0.9	0.3	3.3	0.4	0.0



24

YOAV BERMAN

Sophomore Guard/Forward 6-6
Tel Aviv, Israel



BIO INFORMATION

- Played for the Israel U14, U16, U18, and U20 national teams
- Spent three years competing in multiple NBA Preseason games
- Scored six points against the Brooklyn Nets

AT QUEENS

- Appeared in all 35 games, including four starts as a freshman
- Ranked third on the team in scoring with 8.2 points per game
- Dropped a season-high 22 points against North Florida and West Georgia

CAREER SUMMARY

				Field Goals		3-Point		F-Throws		Rebounds				Scoring						
SEASON	TEAM	GP-GS	MIN/AVG	FG-FGA	FG%	3FG-3FGA	3FG%	FT-FTA	FT%	OFF	DEF	TOT	AVG	PF-FO	A	TO	BLK	STL	PTS	AVG
2024-25	Queens	35-4	647/18.5	94-225	.418	46-114	.404	54-74	.730	20	75	95	2.7	60-1	29	47	10	21	288	8.2
2025-26	Queens	11-7	293/26.7	39-104	.375	15-57	.263	41-49	.837	4	28	32	2.9	28-1	29	23	6	8	134	12.2
TOTAL		46-11	940/20.4	133-329	.404	61-171	.357	95-123	.772	24	103	127	2.8	88-2	58	70	16	29	422	9.2

Single Game Highs

Statistic	Value	
Points	22	vs North Florida 01/23/25, at West Ga. 02/24/25, at Duquesne 11/11/25
Rebounds	9	vs Western Caro. 11/08/24
Assists	4	5 times
Steals	3	vs South Carolina St. 12/12/25
Blocks	2	at North Ala. 02/26/25, vs Sacred Heart 11/15/25, vs South Carolina St. 12/12/25
FG Made	9	vs North Florida 01/23/25
FG Attempts	16	vs Winthrop 11/03/25
3FG Made	4	vs North Florida 01/23/25, vs Northern Ariz. 03/23/25
3FG Attempts	12	vs Winthrop 11/03/25
FT Made	8	at West Ga. 02/24/25
FT Attempts	10	vs CarolinaU 12/10/24

GAME-BY-GAME SUMMARY

FUN FACT

#24 BERMAN, Yoav

			Total			3-Pointers		Free throws		Rebounds													
Opponent	Date	GS	MIN	FG-FGA	PCT	3FG-3FGA	PCT	FT-FTA	PCT	OFF	DEF	TOT	AVG	PF	A	TO	BLK	STL	PTS	AVG			
vs Winthrop	11/03/2025	*	34:33	6-16	.375	3-12	.250	4-6	.667	1	4	5	5.0	4	1	5	0	0	19	19.0			
Lynchburg	11/05/2025	*	26:46	5-11	.455	2-6	.333	3-5	.600	0	3	3	4.0	4	4	2	0	1	15	17.0			
at Villanova	11/08/2025	*	30:58	2-7	.286	0-1	.000	5-5	1.000	0	1	1	3.0	2	3	4	1	1	9	14.3			
at Duquesne	11/11/2025	*	33:05	7-15	.467	1-7	.143	7-8	.875	0	5	5	3.5	2	4	2	0	1	22	16.3			
Sacred Heart	11/15/2025	*	27:09	2-10	.200	2-8	.250	3-3	1.000	0	4	4	3.6	3	3	4	2	0	9	14.8			
UNC Greensboro	11/20/2025	*	28:08	4-10	.400	2-5	.400	7-8	.875	1	5	6	4.0	4	4	1	0	0	17	15.2			
at Furman	11/23/2025	*	25:49	2-8	.250	0-3	.000	2-2	1.000	0	0	0	3.4	1	3	1	1	0	6	13.9			
at Virginia	11/28/2025		19:00	4-7	.571	2-3	.667	0-0	.000	2	1	3	3.4	5	0	2	0	0	10	13.4			
Gardner-Webb	12/03/2025		19:19	1-6	.167	1-3	.333	1-2	.500	0	3	3	3.3	0	2	1	0	1	4	12.3			
South Carolina St.	12/12/2025		24:03	5-9	.556	1-5	.200	4-4	1.000	0	0	0	3.0	0	4	0	2	3	15	12.6			
at Wake Forest	12/14/2025		24:33	1-5	.200	1-4	.250	5-6	.833	0	2	2	2.9	3	1	1	0	1	8	12.2			
Totals		7	293:24	39-104	.375	15-57	.263	41-49	.837	4	28	32	2.9	28	29	23	6	8	134	12.2			

Player Averages

Games Played	Minutes/ game	Points/ game	FG Pct	3FG Pct	FT Pct	Rebounds/ game	Assists/ game	Turnovers/ game	Assist/Turnover ratio	Steals/ game	Blocks/ game
11	26.7	12.2	37.5	26.3	83.7	2.9	2.6	2.1	1.3	0.7	0.5



25

JACOB BRANDLYFreshman Guard 6-6
Holtsville, N.Y. Combine Academy**BIO INFORMATION**

- All-time leading scorer at Combine Academy with 1,800 total points
- Named a Top 100 player in Long Island and North Carolina
- Four-time offensive MVP in high school
- Averaged 23.0 points per game on 43 percent shooting from the perimeter

CAREER SUMMARY

				Field Goals		3-Point		F-Throws		Rebounds										Scoring	
SEASON	TEAM	GP-GS	MIN/AVG	FG-FGA	FG%	3FG-3FGA	3FG%	FT-FTA	FT%	OFF	DEF	TOT	AVG	PF-FO	A	TO	BLK	STL		PTS	AVG
2025-26	Queens	1-0	1/0.7	0-0	.000	0-0	.000	0-0	.000	0	0	0	0.0	0-0	0	0	0	0	0	0	0.0
TOTAL		1-0	1/0.7	0-0	.000	0-0	.000	0-0	.000	0	0	0	0.0	0-0	0	0	0	0	0	0	0.0

GAME-BY-GAME SUMMARY

#25 BRANDLY, Jacob

		Total		3-Pointers		Free throws		Rebounds												
Opponent	Date	GS	MIN	FG-FGA	PCT	3FG-3FGA	PCT	FT-FTA	PCT	OFF	DEF	TOT	AVG	PF	A	TO	BLK	STL	PTS	AVG
Lynchburg	11/05/2025		00:39	0-0	.000	0-0	.000	0-0	.000	0	0	0	0.0	0	0	0	0	0	0	0.0
Totals		0	00:39	0-0	.000	0-0	.000	0-0	.000	0	0	0	0.0	0	0	0	0	0	0	0.0

Player Averages

Games Played	Minutes/game	Points/game	FG Pct	3FG Pct	FT Pct	Rebounds/game	Assists/game	Turnovers/game	Assist/Turnover ratio	Steals/game	Blocks/game
1	0.7	0.0	0.0	0.0	0.0	0.0	0.0	0.0	0.0	0.0	0.0

FUN FACT**KNOWS
EVERYTHING
FROM THE
TV SHOW
THE OFFICE**



35

COLBY CHRISTIANSEN

Freshman Guard 6-2
Portland, Ore. Franklin High School

BIO INFORMATION

- Chose Queens for the strong community, new and exciting opportunities, and a place to be a part of something bigger
- Dad played basketball at Pomona Pitzer, uncle played football at Yale, and great-uncle played rugby for Team Canada

CAREER SUMMARY

				Field Goals		3-Point		F-Throws		Rebounds										Scoring	
SEASON	TEAM	GP-GS	MIN/AVG	FG-FGA	FG%	3FG-3FGA	3FG%	FT-FTA	FT%	OFF	DEF	TOT	AVG	PF	FO	A	TO	BLK	STL	PTS	AVG
2025-26	Queens	1-0	0/0.4	0-0	.000	0-0	.000	0-0	.000	0	0	0	0.0	0-0	0	0	0	0	0	0	0.0
TOTAL		1-0	0/0.4	0-0	.000	0-0	.000	0-0	.000	0	0	0	0.0	0-0	0	0	0	0	0	0	0.0

GAME-BY-GAME SUMMARY

#35 CHRISTIANSEN, Colby

		Total		3-Pointers		Free throws		Rebounds												
Opponent	Date	GS	MIN	FG-FGA	PCT	3FG-3FGA	PCT	FT-FTA	PCT	OFF	DEF	TOT	AVG	PF	A	TO	BLK	STL	PTS	AVG
Lynchburg	11/05/2025		00:21	0-0	.000	0-0	.000	0-0	.000	0	0	0	0.0	0	0	0	0	0	0	0.0
Totals		0	00:21	0-0	.000	0-0	.000	0-0	.000	0	0	0	0.0	0	0	0	0	0	0	0.0

Player Averages

Games Played	Minutes/game	Points/game	FG Pct	3FG Pct	FT Pct	Rebounds/game	Assists/game	Turnovers/game	Assist/Turnover ratio	Steals/game	Blocks/game
1	0.4	0.0	0.0	0.0	0.0	0.0	0.0	0.0	0.0	0.0	0.0

FUN FACT

CAN
NAME ANY
POKEMON
CARD



2025-26 Queens (NC) Men's Basketball
Combined Team Statistics
All games

Game Records

Record	Overall	Home	Away	Neutral
ALL GAMES	5-6	5-0	0-5	0-1
CONFERENCE	0-0	0-0	0-0	0-0
NON-CONFERENCE	5-6	5-0	0-5	0-1

Score by Periods

Team	1st	2nd	OT	TOT
Queens (NC)	436	484	8	928
Opponents	452	477	14	943

Team Box Score

No.	Player				Total		3-Point		F-Throw		Rebounds											
		GP-GS	MIN	AVG	FG-FGA	FG%	3FG-3FGA	3FG%	FT-FTA	FT%	OFF	DEF	TOT	AVG	PF	DQ	A	TO	BLK	STL	PTS	AVG
1	MANN, Nasir	11-11	343:35	31.2	61-113	.540	15-38	.395	31-38	.816	25	37	62	5.6	20	0	28	16	2	12	168	15.3
11	ASHBY, Chris	11-11	322:12	29.3	47-117	.402	39-96	.406	10-13	.769	4	19	23	2.1	23	0	17	13	0	4	143	13.0
24	BERMAN, Yoav	11-7	293:24	26.7	39-104	.375	15-57	.263	41-49	.837	4	28	32	2.9	28	1	29	23	6	8	134	12.2
6	PARKER, Avantae	11-11	216:35	19.7	47-66	.712	3-7	.429	21-31	.677	14	31	45	4.1	41	4	15	18	11	9	118	10.7
22	SCHWIEGER, Carson	11-4	220:19	20.0	31-71	.437	26-63	.413	4-6	.667	8	30	38	3.5	24	0	10	3	0	4	92	8.4
0	WATFORD, Jordan	11-6	228:46	20.8	31-56	.554	4-8	.500	23-32	.719	9	15	24	2.2	31	0	47	22	3	3	89	8.1
9	JABRIEL, Maban	11-2	225:35	20.5	28-54	.519	14-31	.452	9-11	.818	14	34	48	4.4	18	0	15	11	2	8	79	7.2
3	HENRY, Isaiah	8-0	84:39	10.6	13-24	.542	2-8	.250	5-9	.556	3	15	18	2.3	4	0	6	3	0	2	33	4.1
7	LARSON, Gus	11-0	160:33	14.6	15-31	.484	3-9	.333	12-22	.545	14	20	34	3.1	23	1	12	8	8	3	45	4.1
5	CLARK, Kam	11-3	106:28	9.7	7-25	.280	3-17	.176	9-13	.692	3	12	15	1.4	13	0	6	5	3	4	26	2.4
4	CELESTIN, Reid	7-0	18:23	2.6	0-0	.000	0-0	.000	1-4	.250	5	1	6	0.9	0	0	2	3	0	0	1	0.1
25	BRANDLY, Jacob	1-0	00:39	0.7	0-0	.000	0-0	.000	0-0	.000	0	0	0	0.0	0	0	0	0	0	0	0	0.0
35	CHRISTIANSEN, Colby	1-0	00:21	0.4	0-0	.000	0-0	.000	0-0	.000	0	0	0	0.0	0	0	0	0	0	0	0	0.0
12	CRIDER, Tyler	3-0	03:31	1.2	0-4	.000	0-3	.000	0-0	.000	0	0	0	0.0	1	0	1	0	0	0	0	0.0
Team											14	15	29					3				
Total		11	2225		319-665	.480	124-337	.368	166-228	.728	117	257	374	34.0	226	6	188	128	35	57	928	84.4
Opponents		11	2225		328-707	.464	97-280	.346	190-262	.725	154	263	417	37.9	198	3	166	112	29	76	943	85.7

Team Statistics

	QUEENS	OPP
Scoring		
Points per game	928	943
Scoring margin	84.4	85.7
Field goals-att	319-665	328-707
Field goal pct	.480	.464
3 point fg-att	124-337	97-280
3-point FG pct	.368	.346
3-pt FG made per game	11.3	8.8
Free throws-att	166-228	190-262
Free throw pct	.728	.725
F-Throws made per game	15.1	17.3
Rebounds		
Rebounds per game	374	417
Rebounding margin	34.0	37.9
Assists	188	166
Assists per game	17.1	15.1
Turnovers		
Turnovers per game	128	112
Turnover margin	11.6	10.2
Assist/turnover ratio	-1.5	-
Steals	57	76
Steals per game	5.2	6.9
Blocks	35	29
Blocks per game	3.2	2.6
Winning streak		
Home win streak	0	-
Neutral site-Avg/Game	5	-
Attendance		
Home games-Avg/Game	2355	28750
Neutral site-Avg/Game	5-471	5-5750
	-	1-1300

Team Results

Date	Opponent		Score	Att.
11/03/2025	vs Winthrop	L	74-81	1300
11/05/2025	Lynchburg	W	87-76	0
11/08/2025	at Villanova	L	74-94	6501
11/11/2025	at Duquesne	Lot	81-87	2088
11/15/2025	Sacred Heart	W	81-64	678
11/20/2025	UNC Greensboro	W	101-94	637
11/23/2025	at Furman	L	79-90	2167
11/28/2025	at Virginia	L	69-94	11639
12/03/2025	Gardner-Webb	W	107-74	672
12/12/2025	South Carolina St.	W	102-78	368
12/14/2025	at Wake Forest	L	73-111	6355



2025-26 Queens (NC) Men's Basketball
Team Game-by-Game
All games

Page 1/1
as of Dec 15, 2025

				Total		3-Pointers		Free throws		Rebounds											
Opponent	Date	Score		FG-FGA	PCT	3FG-3FGA	PCT	FT-FTA	PCT	OFF	DEF	TOT	AVG	PF	A	TO	BLK	STL	PTS	AVG	
vs Winthrop	11/03/2025	74-81	L	27-63	.429	6-30	.200	14-16	.875	14	25	39	39.0	27	10	17	1	2	74	74.0	
Lynchburg	11/05/2025	87-76	W	26-52	.500	11-29	.379	24-42	.571	9	28	37	38.0	24	17	14	3	7	87	80.5	
at Villanova	11/08/2025	74-94	L	27-47	.574	8-17	.471	12-16	.750	3	17	20	32.0	22	16	16	2	1	74	78.3	
at Duquesne	11/11/2025	81-87	Lot	26-70	.371	9-32	.281	20-27	.741	14	32	46	35.5	23	12	16	4	12	81	79.0	
Sacred Heart	11/15/2025	81-64	W	29-59	.492	16-36	.444	7-8	.875	9	30	39	36.2	15	20	16	7	6	81	79.4	
UNC Greensboro	11/20/2025	101-94	W	33-62	.532	15-32	.469	20-23	.870	12	24	36	36.2	24	19	6	3	1	101	83.0	
at Furman	11/23/2025	79-90	L	28-59	.475	9-26	.346	14-17	.824	8	19	27	34.9	19	18	4	2	3	79	82.4	
at Virginia	11/28/2025	69-94	L	24-63	.381	9-29	.310	12-18	.667	18	17	35	34.9	21	12	11	0	6	69	80.8	
Gardner-Webb	12/03/2025	107-74	W	41-67	.612	15-29	.517	10-17	.588	9	29	38	35.2	13	23	9	4	5	107	83.7	
South Carolina St.	12/12/2025	102-78	W	33-66	.500	14-39	.359	22-29	.759	15	23	38	35.5	18	24	6	9	9	102	85.5	
at Wake Forest	12/14/2025	73-111	L	25-57	.439	12-38	.316	11-15	.733	6	13	19	34.0	20	17	13	0	5	73	84.4	
Total		928		319-665	.480	124-337	.368	166-228	.728	117	257	374	34.0	226	188	128	35	57	928	84.4	
Opponents		943		328-707	.464	97-280	.346	190-262	.725	154	263	417	37.9	198	166	112	29	76	943	85.7	

Queens (NC) Averages

Games Played	Points/game	FG Pct	3FG Pct	FT Pct	Rebounds/game	Assists/game	Turnovers/game	Assist/Turnover ratio	Steals/game	Blocks/game
11	84.4	48.0	36.8	72.8	34.0	17.1	11.6	1.5	5.2	3.2



2025-26 Queens (NC) Men's Basketball
Team High/Low Analysis
All games

Page 1/4
as of Dec 15, 2025

Queens (NC) - Game Highs

POINTS	107	Gardner-Webb (12/03/2025)
	102	South Carolina St. (12/12/2025)
	101	UNC Greensboro (11/20/2025)
	87	Lynchburg (11/05/2025)
	81	Sacred Heart (11/15/2025)
	81	at Duquesne (11/11/2025)
FIELD GOALS MADE	41	Gardner-Webb (12/03/2025)
	33	South Carolina St. (12/12/2025)
	33	UNC Greensboro (11/20/2025)
FIELD GOAL ATTEMPTS	70	at Duquesne (11/11/2025)
	67	Gardner-Webb (12/03/2025)
FIELD GOAL PERCENTAGE	.612 (41-67)	Gardner-Webb (12/03/2025)
	.574 (27-47)	at Villanova (11/08/2025)
3 PT FG MADE	16	Sacred Heart (11/15/2025)
	15	Gardner-Webb (12/03/2025)
	15	UNC Greensboro (11/20/2025)
3 PT FG ATTEMPTS	39	South Carolina St. (12/12/2025)
	38	at Wake Forest (12/14/2025)
3 PT FG PERCENTAGE	.517 (15-29)	Gardner-Webb (12/03/2025)
	.471 (8-17)	at Villanova (11/08/2025)
FREE THROWS MADE	24	Lynchburg (11/05/2025)
	22	South Carolina St. (12/12/2025)
FREE THROW ATTEMPTS	42	Lynchburg (11/05/2025)
	29	South Carolina St. (12/12/2025)
FREE THROW PERCENTAGE	.875 (14-16)	vs Winthrop (N) (11/03/2025)
	.875 (7-8)	Sacred Heart (11/15/2025)
REBOUNDS	46	at Duquesne (11/11/2025)
	39	Sacred Heart (11/15/2025)
	39	vs Winthrop (N) (11/03/2025)
ASSISTS	24	South Carolina St. (12/12/2025)
	23	Gardner-Webb (12/03/2025)
STEALS	12	at Duquesne (11/11/2025)
	9	South Carolina St. (12/12/2025)
BLOCKED SHOTS	9	South Carolina St. (12/12/2025)
	7	Sacred Heart (11/15/2025)
TURNOVERS	17	vs Winthrop (N) (11/03/2025)
	16	Sacred Heart (11/15/2025)
	16	at Duquesne (11/11/2025)
	16	at Villanova (11/08/2025)
FOULS	27	vs Winthrop (N) (11/03/2025)
	24	UNC Greensboro (11/20/2025)
	24	Lynchburg (11/05/2025)



2025-26 Queens (NC) Men's Basketball
Team High/Low Analysis
All games

Page 2/4
as of Dec 15, 2025

Opponent - Game Highs

POINTS	111		at Wake Forest (12/14/2025)
	94		at Virginia (11/28/2025)
	94		UNC Greensboro (11/20/2025)
	94		at Villanova (11/08/2025)
	90		at Furman (11/23/2025)
FIELD GOALS MADE	36		at Wake Forest (12/14/2025)
	36		at Villanova (11/08/2025)
FIELD GOAL ATTEMPTS	71		Gardner-Webb (12/03/2025)
	71		at Villanova (11/08/2025)
FIELD GOAL PERCENTAGE	.621	(36-58)	at Wake Forest (12/14/2025)
	.561	(32-57)	UNC Greensboro (11/20/2025)
3 PT FG MADE	17		at Wake Forest (12/14/2025)
	15		at Virginia (11/28/2025)
3 PT FG ATTEMPTS	33		at Wake Forest (12/14/2025)
	33		at Virginia (11/28/2025)
	33		at Furman (11/23/2025)
3 PT FG PERCENTAGE	.515	(17-33)	at Wake Forest (12/14/2025)
	.455	(15-33)	at Virginia (11/28/2025)
FREE THROWS MADE	25		vs Winthrop (N) (11/03/2025)
	24		UNC Greensboro (11/20/2025)
FREE THROW ATTEMPTS	36		UNC Greensboro (11/20/2025)
	31		vs Winthrop (N) (11/03/2025)
FREE THROW PERCENTAGE	.917	(22-24)	at Wake Forest (12/14/2025)
	.889	(16-18)	Gardner-Webb (12/03/2025)
REBOUNDS	46		Lynchburg (11/05/2025)
	42		at Duquesne (11/11/2025)
	42		at Villanova (11/08/2025)
ASSISTS	24		at Virginia (11/28/2025)
	23		at Wake Forest (12/14/2025)
STEALS	11		vs Winthrop (N) (11/03/2025)
	10		at Wake Forest (12/14/2025)
	10		at Villanova (11/08/2025)
BLOCKED SHOTS	8		at Virginia (11/28/2025)
	4		at Furman (11/23/2025)
	4		at Duquesne (11/11/2025)
	4		vs Winthrop (N) (11/03/2025)
TURNOVERS	16		at Duquesne (11/11/2025)
	16		Lynchburg (11/05/2025)
FOULS	29		Lynchburg (11/05/2025)
	21		South Carolina St. (12/12/2025)
	21		at Duquesne (11/11/2025)



2025-26 Queens (NC) Men's Basketball
Team High/Low Analysis
All games

Page 3/4
as of Dec 15, 2025

Queens (NC) - Game Lows

POINTS	69		at Virginia (11/28/2025)
	73		at Wake Forest (12/14/2025)
	74		at Villanova (11/08/2025)
	74		vs Winthrop (N) (11/03/2025)
	79		at Furman (11/23/2025)
FIELD GOALS MADE	24		at Virginia (11/28/2025)
	25		at Wake Forest (12/14/2025)
FIELD GOAL ATTEMPTS	47		at Villanova (11/08/2025)
	52		Lynchburg (11/05/2025)
FIELD GOAL PERCENTAGE	.371	(26-70)	at Duquesne (11/11/2025)
	.381	(24-63)	at Virginia (11/28/2025)
3 PT FG MADE	6		vs Winthrop (N) (11/03/2025)
	8		at Villanova (11/08/2025)
3 PT FG ATTEMPTS	17		at Villanova (11/08/2025)
	26		at Furman (11/23/2025)
3 PT FG PERCENTAGE	.200	(6-30)	vs Winthrop (N) (11/03/2025)
	.281	(9-32)	at Duquesne (11/11/2025)
FREE THROWS MADE	7		Sacred Heart (11/15/2025)
	10		Gardner-Webb (12/03/2025)
FREE THROW ATTEMPTS	8		Sacred Heart (11/15/2025)
	15		at Wake Forest (12/14/2025)
FREE THROW PERCENTAGE	.571	(24-42)	Lynchburg (11/05/2025)
	.588	(10-17)	Gardner-Webb (12/03/2025)
REBOUNDS	19		at Wake Forest (12/14/2025)
	20		at Villanova (11/08/2025)
ASSISTS	10		vs Winthrop (N) (11/03/2025)
	12		at Virginia (11/28/2025)
	12		at Duquesne (11/11/2025)
STEALS	1		UNC Greensboro (11/20/2025)
	1		at Villanova (11/08/2025)
BLOCKED SHOTS	0		at Wake Forest (12/14/2025)
	0		at Virginia (11/28/2025)
TURNOVERS	4		at Furman (11/23/2025)
	6		South Carolina St. (12/12/2025)
	6		UNC Greensboro (11/20/2025)
FOULS	13		Gardner-Webb (12/03/2025)
	15		Sacred Heart (11/15/2025)



2025-26 Queens (NC) Men's Basketball
Team High/Low Analysis
All games

Page 4/4
as of Dec 15, 2025

Opponent - Game Lows

POINTS	64		Sacred Heart (11/15/2025)
	74		Gardner-Webb (12/03/2025)
	76		Lynchburg (11/05/2025)
	78		South Carolina St. (12/12/2025)
	81		vs Winthrop (N) (11/03/2025)
FIELD GOALS MADE	23		Sacred Heart (11/15/2025)
	24		vs Winthrop (N) (11/03/2025)
FIELD GOAL ATTEMPTS	57		UNC Greensboro (11/20/2025)
	58		at Wake Forest (12/14/2025)
FIELD GOAL PERCENTAGE	.352	(25-71)	Gardner-Webb (12/03/2025)
	.354	(23-65)	Sacred Heart (11/15/2025)
3 PT FG MADE	4		at Duquesne (11/11/2025)
	4		at Villanova (11/08/2025)
3 PT FG ATTEMPTS	17		UNC Greensboro (11/20/2025)
	18		South Carolina St. (12/12/2025)
3 PT FG PERCENTAGE	.174	(4-23)	at Duquesne (11/11/2025)
	.211	(4-19)	at Villanova (11/08/2025)
FREE THROWS MADE	8		Sacred Heart (11/15/2025)
	12		South Carolina St. (12/12/2025)
FREE THROW ATTEMPTS	11		Sacred Heart (11/15/2025)
	18		South Carolina St. (12/12/2025)
	18		Gardner-Webb (12/03/2025)
FREE THROW PERCENTAGE	.567	(17-30)	at Duquesne (11/11/2025)
	.667	(24-36)	UNC Greensboro (11/20/2025)
	.667	(14-21)	at Furman (11/23/2025)
	.667	(12-18)	South Carolina St. (12/12/2025)
REBOUNDS	27		UNC Greensboro (11/20/2025)
	32		Sacred Heart (11/15/2025)
ASSISTS	7		Gardner-Webb (12/03/2025)
	8		UNC Greensboro (11/20/2025)
STEALS	2		at Furman (11/23/2025)
	3		South Carolina St. (12/12/2025)
BLOCKED SHOTS	0		at Villanova (11/08/2025)
	1		South Carolina St. (12/12/2025)
	1		UNC Greensboro (11/20/2025)
	1		Sacred Heart (11/15/2025)
TURNOVERS	4		at Furman (11/23/2025)
	4		UNC Greensboro (11/20/2025)
FOULS	11		Sacred Heart (11/15/2025)
	15		Gardner-Webb (12/03/2025)
	15		at Furman (11/23/2025)



2025-26 Queens (NC) Men's Basketball
Player Highs Analysis
All games

Page 1/4
as of Dec 15, 2025

Queens (NC) - Individual Game Highs

POINTS	23		Nasir Mann vs South Carolina St. (12/12/2025)
	22		Yoav Berman at Duquesne (11/11/2025)
	22		Chris Ashby vs Lynchburg (11/05/2025)
	21		Nasir Mann at Villanova (11/08/2025)
	20		Nasir Mann vs Gardner-Webb (12/03/2025)
FIELD GOALS MADE	9		Avantae Parker vs Gardner-Webb (12/03/2025)
	9		Nasir Mann at Villanova (11/08/2025)
FIELD GOAL ATTEMPTS	16		Yoav Berman vs Winthrop (N) (11/03/2025)
	15		Chris Ashby at Duquesne (11/11/2025)
	15		Nasir Mann at Duquesne (11/11/2025)
	15		Yoav Berman at Duquesne (11/11/2025)
FIELD GOAL PERCENTAGE (min 5 made)	1.000	(6-6)	Avantae Parker at Wake Forest (12/14/2025)
	1.000	(6-6)	Avantae Parker vs UNC Greensboro (11/20/2025)
3 PT FG MADE	6		Chris Ashby vs Lynchburg (11/05/2025)
	5		Chris Ashby at Wake Forest (12/14/2025)
	5		Carson Schwieger vs South Carolina St. (12/12/2025)
	5		Chris Ashby vs UNC Greensboro (11/20/2025)
	5		Chris Ashby vs Sacred Heart (11/15/2025)
	5		Carson Schwieger vs Sacred Heart (11/15/2025)
3 PT FG ATTEMPTS	12		Chris Ashby vs UNC Greensboro (11/20/2025)
	12		Chris Ashby at Duquesne (11/11/2025)
	12		Yoav Berman vs Winthrop (N) (11/03/2025)
3 PT FG PERCENTAGE (min 2 made)	1.000	(3-3)	Maban Jabriel vs UNC Greensboro (11/20/2025)
	.800	(4-5)	Carson Schwieger vs Gardner-Webb (12/03/2025)
FREE THROWS MADE	9		Nasir Mann vs South Carolina St. (12/12/2025)
	7		Yoav Berman vs UNC Greensboro (11/20/2025)
	7		Yoav Berman at Duquesne (11/11/2025)
FREE THROW ATTEMPTS	12		Nasir Mann vs South Carolina St. (12/12/2025)
	8		Yoav Berman vs UNC Greensboro (11/20/2025)
	8		Avantae Parker at Duquesne (11/11/2025)
	8		Yoav Berman at Duquesne (11/11/2025)
	8		Kam Clark vs Lynchburg (11/05/2025)
FREE THROW PERCENTAGE (min 3 made)	1.000	(6-6)	Nasir Mann vs UNC Greensboro (11/20/2025)
	1.000	(5-5)	Yoav Berman at Villanova (11/08/2025)
	1.000	(4-4)	Yoav Berman vs South Carolina St. (12/12/2025)
	1.000	(3-3)	Nasir Mann at Virginia (11/28/2025)
	1.000	(3-3)	Yoav Berman vs Sacred Heart (11/15/2025)
REBOUNDS	11		Maban Jabriel at Duquesne (11/11/2025)
	10		Nasir Mann vs Lynchburg (11/05/2025)
	10		Nasir Mann vs Winthrop (N) (11/03/2025)
ASSISTS	9		Jordan Watford vs Gardner-Webb (12/03/2025)
	7		Jordan Watford at Wake Forest (12/14/2025)
STEALS	3		Yoav Berman vs South Carolina St. (12/12/2025)
	3		Nasir Mann at Duquesne (11/11/2025)
	3		Kam Clark vs Lynchburg (11/05/2025)
BLOCKED SHOTS	4		Avantae Parker vs South Carolina St. (12/12/2025)
	4		Gus Larson vs Sacred Heart (11/15/2025)
TURNOVERS	5		Yoav Berman vs Winthrop (N) (11/03/2025)
	4		Avantae Parker at Virginia (11/28/2025)
	4		Yoav Berman vs Sacred Heart (11/15/2025)
	4		Jordan Watford vs Sacred Heart (11/15/2025)
	4		Maban Jabriel at Duquesne (11/11/2025)
	4		Yoav Berman at Villanova (11/08/2025)
	4		Jordan Watford at Villanova (11/08/2025)
	4		Avantae Parker vs Lynchburg (11/05/2025)



2025-26 Queens (NC) Men's Basketball
Player Highs Analysis
All games

Page 3/4
as of Dec 15, 2025

Opponent - Individual Game Highs


POINTS	33		Myles Colvin at Wake Forest (12/14/2025)
	27		John Hugley IV at Duquesne (11/11/2025)
	25		Bryce Lindsay at Villanova (11/08/2025)
	25		Michael Gray vs Lynchburg (11/05/2025)
	23		Alex Wilkins at Furman (11/23/2025)
	23		Daylen Berry vs Winthrop (N) (11/03/2025)
FIELD GOALS MADE	11		Myles Colvin at Wake Forest (12/14/2025)
	9		Alex Wilkins at Furman (11/23/2025)
	9		John Hugley IV at Duquesne (11/11/2025)
	9		Acaden Lewis at Villanova (11/08/2025)
FIELD GOAL ATTEMPTS	17		Anquan Hill vs Sacred Heart (11/15/2025)
	16		Bryce Lindsay at Villanova (11/08/2025)
FIELD GOAL PERCENTAGE (min 5 made)	.857	(6-7)	Cooper Bowser at Furman (11/23/2025)
	.846	(11-13)	Myles Colvin at Wake Forest (12/14/2025)
3 PT FG MADE	7		Myles Colvin at Wake Forest (12/14/2025)
	5		Owen Bronston, Jr. vs South Carolina St. (12/12/2025)
3 PT FG ATTEMPTS	11		Asa Thomas at Furman (11/23/2025)
	8		Myles Colvin at Wake Forest (12/14/2025)
	8		Owen Bronston, Jr. vs South Carolina St. (12/12/2025)
	8		Ace Talbert vs Gardner-Webb (12/03/2025)
	8		Eddrin Bronson at Furman (11/23/2025)
	8		Anquan Hill vs Sacred Heart (11/15/2025)
	8		Michael Gray vs Lynchburg (11/05/2025)
	8		Kody Clouet vs Winthrop (N) (11/03/2025)
3 PT FG PERCENTAGE (min 2 made)	1.000	(3-3)	Spence Sims vs Gardner-Webb (12/03/2025)
	1.000	(3-3)	Taj Bryant vs Sacred Heart (11/15/2025)
	1.000	(2-2)	Devin Tillis at Virginia (11/28/2025)
	1.000	(2-2)	Johann Grünloh at Virginia (11/28/2025)
	1.000	(2-2)	Tommy Kamarad vs Winthrop (N) (11/03/2025)
FREE THROWS MADE	12		Michael Gray vs Lynchburg (11/05/2025)
	10		Bryce Lindsay at Villanova (11/08/2025)
FREE THROW ATTEMPTS	13		Michael Gray vs Lynchburg (11/05/2025)
	11		John Hugley IV at Duquesne (11/11/2025)
	11		Bryce Lindsay at Villanova (11/08/2025)
	11		Daylen Berry vs Winthrop (N) (11/03/2025)
FREE THROW PERCENTAGE (min 3 made)	1.000	(7-7)	Juke Harris at Wake Forest (12/14/2025)
	1.000	(6-6)	Christopher Parker vs South Carolina St. (12/12/2025)
	1.000	(5-5)	Devin Tillis at Virginia (11/28/2025)
	1.000	(4-4)	Myles Colvin at Wake Forest (12/14/2025)
	1.000	(4-4)	Sebastian Akins at Wake Forest (12/14/2025)
	1.000	(4-4)	Curtis Williams vs Gardner-Webb (12/03/2025)
	1.000	(4-4)	Jamias Ferere vs Gardner-Webb (12/03/2025)
	1.000	(4-4)	Kareem Rozier vs Winthrop (N) (11/03/2025)
	1.000	(3-3)	Donald Whitehead, Jr. vs UNC Greensboro (11/20/2025)
REBOUNDS	20		Christopher Parker vs South Carolina St. (12/12/2025)
	20		Duke Brennan at Villanova (11/08/2025)
ASSISTS	11		Jayden Johnson vs South Carolina St. (12/12/2025)
	7		Alex Wilkins at Furman (11/23/2025)
	7		Tarence Guinyard at Duquesne (11/11/2025)
	7		Kareem Rozier vs Winthrop (N) (11/03/2025)



RADIO/TELEVISION ROSTER



#0 Jordan Watford
Guard | 6-5 | 185 | Fr.
Lancaster, S.C.
Lancaster High School



#1 Nasir Mann
Guard/Forward | 6-1 | 203 | Sr.
Gainesville, Fla.
The Villages/Santa Fe CC/McNeese State



#2 Danzelle Bullock-Coles
Guard | 6-5 | 194 | Fr.
Richmond, Va.
St. Anne's-Belfield



#3 Isaiah Henry
Guard | 6-4 | Fr.
Charlotte, N.C.
Cannon School/PHoenix Prep



#4 Reid Celestin
Guard/Forward | 6-6 | 189 | Jr.
Atlanta, Ga.
Brewster Academy/Wesleyan/San Diego City College



#5 Kam Clark
Guard/Forward | 6-7 | Jr.
Memphis, Tenn.
Houston High School/Cleveland State CC/Itawamba CC



#6 Avantae Parker
Forward | 6-9 | 218 | Jr.
Columbia, S.C.
Gray Academy/Georgia Southern



#7 Gus Larson
Forward | 6-10 | 220 | Gr.
New Canaan, Conn.
Northfield Mount Hermon School/
Penn/California Berkeley



#8 Jimma James
Guard | 6-6 | 192 | Jr.
Windsor, Ontario, Canada
Huntington Expression Prep/Casper College/Northeastern Oklahoma A&M



#9 Maban Jabriel
Guard/Forward | 6-9 | So.
Waterloo, Ontario, Canada
Tri-City Prep



#11 Chris Ashby
Guard | 6-2 | 193 | Gr.
Houston, Texas
Atascocita High School/Paris Junior College



#12 Tyler Crider
Guard | 6-0 | 160 | Fr.
Matthews, N.C.
Weddington High School/Central Carolina Community College



#13 Saif-Allah Zatari
Guard | 6-3 | 188 | Fr.
Amman, Jordan
Amman Baccalaureate School




#15 Seamus Wilson
Guard | 6-0 | 165 | Fr.
Moscow, Idaho
Logos School



#22 Carson Schwieger
Forward | 6-8 | 222 | R-So.
Overland Park, Kan.
Blue Valley Southwest/Link Year Prep/
Wright State/Valparaiso




#23 Matthew Walter
Guard | 6-3 | 182 | Fr.
Honolulu, Hawai'i
IMG Academy



#24 Yoav Berman
Guard/Forward | 6-6 | 214 | So.
Tel Aviv, Israel



#25 Jacob Brandly
Guard | 6-6 | 216 | Fr.
Holtsville, N.Y.
Combine Academy



#35 Colby Christiansen
Guard | 6-2 | 182 | Fr.
Portland, Ore.
Franklin High School



Grant Leonard
Head Coach
4th Season



**to keep
you at
your best**



Atrium Health



OFFICIAL HEALTH CARE PARTNER OF QUEENS ATHLETICS