

# TEXAS TECH BASKETBALL NOTES

21 NCAA TOURNAMENT APPEARANCE

1954 • 1956 • 1961 • 1962 • 1973 • 1976 • 1985 • 1986 • 1993 • 1996 • 2002 • 2004 • 2005 • 2007 • 2016 • 2018 • 2019 • 2021 • 2022 • 2024 • 2025



2019 NCAA NATIONAL RUNNER-UP

Big 12 Champions: 2019

NCAA Final Four: 2019

NCAA Elite Eight: 2018, 2019, 2025

NCAA Sweet 16: 1976, 1996, 2005, 2018, 2019, 2022, 2025



TEXASTECH.COM

GAME  
10

## NO. 16 TEXAS TECH RED RAIDERS (7-2) VS. NO. 17 ARKANSAS RAZORBACKS (7-2)

SATURDAY, DECEMBER 13, 2025 • 11 A.M. • DALLAS, TEXAS • AMERICAN AIRLINES CENTER

TV: ESPN2 | ONLINE: TEXASTECH.COM | SOCIAL MEDIA: @TEXASTECHMBB



ARKANSASRAZORBACKS.COM

2025-26 Overall Record: 7-2 • Big 12: 0-0 • Home: 5-0 • Road: 0-1 • Neutral Court: 2-1 • Non-Conference: 7-2 • vs AP Top 25: 0-2



TOUGHEST  
Team  
WINS

"Our saying 'Toughest Team Wins' means a lot to us. We're going to win because we are competitive in everything we do. We believe in each other and are going to give our hearts to each other. In the toughest of times, I always believe we are going to win." - Grant McCasland #TTW

### NOVEMBER (6-2)

- 4 Lindenwood • W, 98-60 • Lubbock
- 7 Sam Houston • W, 98-77 • Lubbock
- 11 #14 Illinois • L, 81-77 • Champaign, Illinois
- 14 Milwaukee • W, 80-63 • Lubbock
- 20 vs. Wake Forest • W, 84-83 • Bahamas (Baha Mar)
- 22 vs. #1 Purdue • L, 86-56 • Bahamas (Baha Mar)
- 26 New Orleans • W, 82-50 • Lubbock
- 30 Wyoming • W, 76-72 • Lubbock

### DECEMBER (1-0)

- 7 vs. LSU • W, 82-58 • Fort Worth (Dickies Arena)
- 13 vs. #17 Arkansas • 11 a.m. • Dallas (American Airlines)
- 16 Northern Colorado • 7 p.m. • Lubbock
- 20 vs. #3 Duke • 7 p.m. • New York (MSG)
- 28 Winthrop • 1 p.m. • Lubbock

### JANUARY

- 3 Oklahoma State • 12 p.m. • Lubbock
- 6 at Houston • 8 p.m. • Houston
- 10 at Colorado • 6 p.m. • Boulder, Colorado
- 14 Utah • 8 p.m. • Lubbock
- 17 BYU • 7 p.m. • Lubbock
- 20 at Baylor • 8 p.m. • Waco
- 24 Houston • 5:30 p.m. • Lubbock
- 31 at UCF • 11 a.m. • Orlando, Florida

### FEBRUARY

- 2 Kansas • 8 p.m. • Lubbock
- 8 at West Virginia • 12 p.m. • Morgantown, WV
- 11 Colorado • 7 p.m. • Lubbock
- 14 at Arizona • 5 p.m. • Tucson, Arizona
- 17 at Arizona State • 10 p.m. • Tempe, Arizona
- 21 Kansas State • 1:30 p.m. • Lubbock
- 24 Cincinnati • 6 p.m. • Lubbock
- 28 at Iowa State • 3 p.m. • Ames, Iowa

### MARCH

- 7 TCU • 6 p.m. • Lubbock
- 7 at BYU • 9:30 p.m. • Provo, Utah
- 10-14 Big 12 Championship • Kansas City
- 19-22 NCAA Tournament First and Second Rounds
- 26-29 NCAA Tournament Sweet 16 and Elite Eight

### APRIL

- 4 Final Four Semifinals • Indianapolis (Lucas Oil Stadium)
- 6 Final Four Final • Indianapolis (Lucas Oil Stadium)

### TOP STORYLINES FOR THE TEXAS TECH RED RAIDERS

- 101st season of Texas Tech Basketball - First game played on January 25, 1925 (1,562-1,187 all-time record)
- Tech is coming off a trip to the 2025 NCAA Tournament Elite Eight - third Elite Eight appearance in program history
- Tech is at No. 16 in the AP Top 25 this week to extend a program-record of being in 15 straight AP polls... Finished last season at No. 8
- Tech returns to American Airlines for the first time since the 2018 NCAA Tournament - wins over SFA and Florida to advance to the Sweet 16
- Toppin is 4th in Big 12 in scoring (20.8), 1st in rebounding (11.5); Anderson is 2nd in the Big 12, 5th nationally with 7.2 assists per game
- Anderson named to Big 12 Starting Five on Monday after leading Tech with 27 points, 10 assists against LSU
- 3 players had double-doubles against LSU: Anderson (27 points/10 assists); Toppin (15 rebounds/11 points); Watts (15 points, 10 rebounds)
- Tech set program record with 17 made 3-pointers in 98-60 season-opening win over Lindenwood... Previously 16 made six different times
- Texas Tech leads series 41-40 over Arkansas after earning an 85-83 overtime win in the Sweet 16 last season in San Francisco
- Third season under head coach Grant McCasland... 58-22 overall, 26-12 Big 12, Two NCAA Tournament appearances
- Assistant Coaches: Moikobu (3rd season), Linder (2nd), Nottingham (1st as assistant - 3rd overall), Bakamus (1st), Gotcher (1st)
- Roster of 14 players - 6 returners and 8 newcomers... 3 seniors, 2 juniors, 4 sophomores, 5 freshmen
- 2 Returners who started games for Tech last season: Toppin (33 games), Anderson (7 games)

• 5 Transfers: Atwell (UNC Greensboro), Bamgboye (VCU), Bryan (Santa Clara), Moseley (Villanova), Watts (Washington State)

**HC GRANT MCCASLAND | 3RD SEASON AT TEXAS TECH - 12TH SEASON AS NCAA HEAD COACH | IRVING, TEXAS | BAYLOR (1999)**

58-22 at Tech • 269-111 Overall in NCAA • 213-99 in Division I • Owns the best record through two seasons in Tech program history

**1 TYEREE BRYAN | G | SENIOR | ORLANDO, FLORIDA (1ST SEASON AT TECH; TRANSFER FROM SANTA CLARA)**

Career: 954 points, 153 3-pointers, 458 rebounds in 102 games... Scored season-high 13 points in wins over Wake Forest and Milwaukee... Scored career-high 35 points against Gonzaga (7-12 3s) last season... Played at Indian River State College, Charleston Southern, two at Santa Clara

**2 JAZZ HENDERON | G | REDSHIRT FRESHMAN | DALLAS, TEXAS (FAITH FAMILY OAK CLIFF)**

Made collegiate debut and scored first career points with a layup against Lindenwood... Three-time state champion at Faith Family Oak Cliff...

Redshirt last season with lower body injury... Was high school teammates with JT Toppin

**3 LEJUAN WATTS | F | REDSHIRT JUNIOR | FRESNO, CALIFORNIA (FIRST SEASON AT TECH; TRANSFER FROM WASHINGTON STATE)**

Scored season-high 21 points at Illinois... Recorded first double-double of season with 15 points, 10 rebounds vs. LSU... Selected as Big 12 Preseason Newcomer of the Year, Julius Erving Award Watch List... Has 864 points, 434 rebounds, 220 assists in 74 career games

**4 CHRISTIAN ANDERSON | G | SOPHOMORE | ATLANTA, GEORGIA (OAK HILL ACADEMY)**

In top 10 within Big 12 by averaging 19.1 points, 7.2 assists, 2.0 steals per game... Named Big 12 Player of the Week after recording first career double-double with career highs of 34 points and 11 assists in season opener... Set career-high with six 3-pointers, scored 23 points against New Orleans...

First in Tech history with 30-plus points, assists double-double... On All-Big 12 Preseason Team, Bob Cousy Award Preseason Watch List

**5 JOSIAH MOSELEY | F | SOPHOMORE | ROUND ROCK, TEXAS (FIRST SEASON AT TECH; TRANSFER FROM VILLANOVA)**

Has not played this season due to lower body injury... Played in 30 games as a true freshman at Villanova... Earned Texas Gatorade Player of the Year as a senior at Stony Point High School... Scored a career-high 10 points last season against Lafayette and had seven rebounds against Temple

**6 LEON HORNER | G | SOPHOMORE | DALLAS, TEXAS (DYNAMIC PREP)**

Recorded career high 10 points in opener against Lindenwood... Averaging 3.5 points, 2.8 rebounds per game... McDonald's All-American nominee who played at Dynamic Prep after previously attending Frisco Memorial... 3-time all-district selection while playing at Frisco Memorial

**8 NOLAN GROVES | G | FRESHMAN | LONG LAKE, MINNESOTA (ORONO HS)**

Set Tech freshman record with 16 rebounds in college debut vs. Lindenwood... Averaging 2.0 points, 1.8 rebounds... Earned Minnesota Gatorade Player of the Year after scoring 34.1 points per game along with adding 8.5 rebounds, 6.0 assists and 3.0 steals as a senior at Orono High School

**9 LUKE BAMGBOYE | F | SOPHOMORE | LONDON, UNITED KINGDOM (FIRST YEAR AT TECH; TRANSFER FROM VCU)**

Averaging 5.8 points, 2.0 blocks, 3.7 rebounds in 6 games played... Scored season-high 13 points against New Orleans... Two games with 4 blocks... Freshman season at VCU - A10 All-Defensive Team and All-Rookie Team... Had 75 blocks, ranking 2nd in the nation for all freshmen

**10 JACK FRANCIS | G | SENIOR | AUSTIN, TEXAS (ANDERSON HS)**

In his fourth season at Tech... Scored over 1,000 points at Anderson HS where he earned District 17-5A MVP... Tech is 20-1 in games he's played in

**11 JAYLEN PETTY | G | FRESHMAN | SEATTLE, WASHINGTON (RAINIER BEACH HS)**

Matched season-high with 11 points against LSU... Averaging 6.5 points, 2.3 assists... Earned Washington Gatorade Player of the Year after averaging 24.5 points, 5.9 rebounds, 5.5 assists and 3.2 assists per game and leading Rainier Beach High School to the state championship

**12 DONOVAN ATWELL | G | SENIOR | HUNTERSVILLE, NORTH CAROLINA (FIRST YEAR AT TECH; TRANSFER FROM UNC GREENSBORO)**

Career: 997 points and 242 made 3s in 103 career games... Fourth in Big 12 with 3.4 made 3-pointers per game... Averaging 12.0 points, 3.1 rebounds... Played 3 seasons at UNC Greensboro where he averaged 13.3 points per game and went 96-for-241 (39.8 percent) on 3s last season

**13 MARIAL AKUENTOK | F | R-FRESHMAN | EDMONTON, ALBERTA, CANADA (FORT ERIE INTERNATIONAL ACADEMY)**

Went for 8 rebounds and 7 points in collegiate debut against Lindenwood... Was a ranked as a top 100 recruit and reclassified to join the Red Raiders... Also played with the Canada National Team which won a bronze in the 2024 FIBA U18 AmeriCup

**15 JT TOPPIN | F | JUNIOR | DALLAS, TEXAS (FIRST SEASON AT TECH; PLAYED AT NEW MEXICO AS A FRESHMAN)**

Leads Big 12 with 11.5 rebounds per, fourth in Big 12 with 20.8 points per... Has 4 double-doubles this season, 35 in his career... Earned Consensus Second Team All-America, Big 12 Player of the Year, Big 12 Newcomer of the Year and All-Big 12 First Team last season after recording 19 double-doubles and averaging 18.2 points and 9.4 rebounds per game... Selected as Big 12 Preseason Player of the Year and AP Preseason All-America

**21 LATRELL HOOVER | F | FRESHMAN | SAN ANTONIO, TEXAS (SAMUEL CLEMENS HS)**

The final addition to this year's roster, Hoover signed with the Red Raiders on September 8... Will redshirt this season... Is listed at 7-foot tall, making him the tallest player on the roster... Averaged 11.4 points and 8.8 rebounds per game as a senior at Clemens HS in San Antonio





1	Tyreee Bryan	G	6-5	215	SR-TR	Orlando, Florida (Santa Clara)
2	Jazz Henderson	G	5-11	180	FR-RS	Dallas, Texas (Faith Family Oak Cliff)
3	LeJuan Watts	F	6-6	230	JR-TR	Fresno, California (Washington State)
4	Christian Anderson	G	6-3	178	SO-1L	Atlanta, Georgia (Oak Hill Academy)
5	Josiah Moseley	F	6-8	225	SO-TR	Round Rock, Texas (Villanova)
6	Leon Horner	F	6-4	215	SO-1L	Dallas, Texas (Dynamic Prep)
8	Nolan Groves	G	6-5	205	FR-HS	Long Lake, Minnesota (Orono)
9	Luke Bamgboye	F	6-11	220	SO-TR	London, United Kingdom (VCU)
10	Jack Francis	G	6-3	180	SR-2L	Austin, Texas (Anderson HS)
11	Jaylen Petty	G	6-1	168	FR-HS	Seattle, Washington (Rainier Beach)
12	Donovan Atwell	G	6-5	200	SR-TR	Huntersville, North Carolina (UNC Greensboro)
13	Marial Akuentok	F	6-11	240	FR-HS	Edmonton, Alberta, Canada (Fort Erie Academy)
15	JT Toppin	F	6-9	230	JR-1L	Dallas, Texas (New Mexico)
21	LaTrell Hoover	F	7-0	230	FR-HS	San Antonio, Texas (Samuel Clemens)

**Head Coach:** Grant McCasland

**Assistant Coaches:** Jeff Linder, Achoki Moikobu, Chris Nottingham, Toddrick Gotcher, Rem Bakamus

**Director of Administration and Operations:** Jardon Powell

**General Manager:** Kellen Buffington

**Video Coordinator:** Brian Pete

**Strength & Conditioning:** Andrew Wright, Elijah Mays

**Athletic Trainer:** Mike Neal

**Associate Director of Operations:** Duncan Bacon

**Graduate Assistants:** Beau Martin, Coleman Sparling, Jalyn Turner, Noble Robinson, Kentrell Garnett, Cort Roberson

**Student Managers:** Brody McClure, Kaden Ferrell, Jordan Vargas, Stacey Smith, Jordan Linder, Armaan Bhakta

#### **PRONUNCIATIONS**

13: Mare-e-all A-quewn-took

9: Luke Bam-boy-yea

1: Tye-ree Bryan

3: La-Juan Watts

#### **ROSTER BREAKDOWN**

**Returners:** 6

**Newcomers:** 8

**Returning Starters:** Toppin (33 starts), Anderson (7 starts)

**Returners with playing experience at Tech:** 4

**Transfer Portal Additions:** 5

**Freshman Additions:** 3



## SEASON/CAREER HIGHLIGHT PERFORMANCES

## Double-Figure Scoring

JT Toppin	7	58
Tyreee Bryan	3	52
Donovan Atwell	4	48
LeJuan Watts	6	46
Christian Anderson	8	26
Jaylen Petty	3	3
Leon Horner	1	1
Luke Bamgboye	1	2
Josiah Moseley	0	1

## 20+ Scoring

JT Toppin	4	23
Christian Anderson	3	7
LeJuan Watts	1	7
Donovan Atwell	1	7
Tyreee Bryan	0	4

## 30+ Scoring

JT Toppin	2	5
Christian Anderson	1	1

## Double-Figure Rebounding

JT Toppin	5	40
LeJuan Watts	1	13
Tyreee Bryan	0	4
Nolan Groves	1	1

## Double-Figure Assists

Christian Anderson	3	3
LeJuan Watts	0	1

## Double-Doubles

JT Toppin	4	35
LeJuan Watts	1	11
Christian Anderson	2	2
Tyreee Bryan	0	2

## Triple-Doubles

LeJuan Watts	1	1
--------------	---	---

## Five Or More 3-Pointers

Donovan Atwell	3	17
Tyreee Bryan	0	4
Christian Anderson	2	4

## Four Or More Blocks

Luke Bamgboye	2	7
JT Toppin	0	4

## Four Or More Steals

Christian Anderson	1	2
LeJuan Watts	0	2
Tyreee Bryan	0	1
Luke Bamgboye	0	1

## GAME INFORMATION

**Matchup:** No. 16 Texas Tech (7-2) vs. No. 17 Arkansas (7-2)

**Location:** Dallas, Texas

**Venue:** American Airlines Center

**Tip:** 11 a.m., Saturday, December 13

**TV:** ESPN2

**TV CALL:** Mike Monaco and Jon Crispin

**TEXAS TECH SPORTS NETWORK:** Geoff Haxton and Chris Level

**LUBBOCK** — A historic series that began in 1942 and was renewed in the 2025 NCAA Tournament Sweet 16 is set for its 82nd meeting when No. 16 Texas Tech takes on No. 17 Arkansas at 11 a.m. on Saturday at American Airlines Center in Dallas. The neutral-court matchup at the home of the Dallas Mavericks is dubbed the Revocruit Rematch — a reflection of an electric NCAA Tournament Sweet 16 game last season where Tech earned an 85-83 overtime win to advance to the program's third Elite Eight.

The Red Raiders (7-2) are on a three-game winning streak after earning an 82-58 win over LSU on Sunday in Fort Worth and have now been ranked in the AP Top 25 for a program record 15 straight releases. The Razorbacks (7-2) rose in the rankings this week following an 89-80 win over then No. 6 Louisville last Wednesday at home before an 82-58 victory over Fresno State. Texas Tech earned the 85-83 overtime victory over Arkansas last season in the Sweet 16 in San Francisco and comes into Saturday's matchup leading the all-time series by a 41-40 margin over its former Southwest Conference rival.

The Red Raiders advanced to the 2025 Elite 8 last season after earning the overtime win over the Razorbacks with Christian Anderson going off for a freshman-season high of 22 points and JT Toppin recording a double-double with 20 points and 10 rebounds — along with a career-best five blocked shots. Tech trailed in the game by 16 points before storming back to force the sixth overtime game in the series and ultimately advancing to the program's third Elite Eight. Toppin and Anderson are the only current Red Raiders who played in the win over the Razorbacks last season.

"We're looking forward to returning to downtown Dallas and matching up against Arkansas," Texas Tech head coach Grant McCasland said. "This is a historic series that dates back to the 1940s and always proves to be a great game. I'm excited to play in front of our fanbase at American Airlines Center and to renew the rivalry."

Along with rising in the AP national poll, the Red Raiders are up to No. 16 in the USA TODAY Coach's Poll, No. 19 in Kenpom ratings and No. 20 in the NCAA NET Rankings. Tech was at No. 36 in the NET previously. Statistically, the team leads the Big 12 by making 10.7 3-pointers per game after going 13-for-27 (48.1 percent) from beyond the arc against LSU. It was the sixth game this season with double-figure 3-pointers, including setting the program's record with 17 made 3-pointers in the season opener against Lindenwood. Tech is also third in the conference with 40.3 rebounds per game and second with 14.7 offensive rebounds per game. The Red Raiders are currently 0-2 against AP Top 25 opponents this season with losses to No. 1 Purdue and No. 14 Illinois.

Through nine games on the schedule, Tech has four players averaging in double-figure scoring with Toppin leading the way with 20.8 points per game and Anderson scoring 19.1 points per game. Anderson, Toppin and LeJuan Watts each recorded a double-double in the win over LSU with Anderson going for 27 points and 10 assists, Toppin finishing with 15 rebounds and 11 points and Watts notching his first double-double of the season with 15 points and 10 rebounds. A junior from Dallas, Toppin is now leading the Big 12 with 11.5 rebounds per game and is fourth in scoring. His rebounding average ranks fourth nationally while his scoring is 20th. Anderson earned his second Big 12 Starting Five honor of the season following the performance. Donovan Atwell, who is now at 997 career points, finished with three 3-pointers and nine points and is now averaging 12.0 points per game. Atwell is currently third in the Big 12 with 3.4 made 3-pointers this season and leads the team with 31 made this season. Watts is averaging 12.0 points and 6.1 rebounds following his 11th career double-double.

CONTINUED



1

**TYEREE BRYAN SENIOR | GUARD | 6-foot-5, 215 pounds | ORLANDO, FLORIDA**

Games Played	Minutes/ game	Points/ game	FG Pct	3FG Pct	FT Pct	Rebounds/ game	Assists/ game	Turnovers/ game	Assist/Turnover ratio	Steals/ game	Blocks/ game
9	24.5	6.0	34.6	28.1	60.0	4.1	0.6	0.9	0.6	0.4	0.2

2

**JAZZ HENDERSON RED-SHIRT FRESHMAN | GUARD | 5-foot-11, 180 pounds | DALLAS, TEXAS**

Games Played	Minutes/ game	Points/ game	FG Pct	3FG Pct	FT Pct	Rebounds/ game	Assists/ game	Turnovers/ game	Assist/Turnover ratio	Steals/ game	Blocks/ game
2	4.3	1.0	100.0	0.0	0.0	1.5	0.0	1.0	0.0	0.0	0.0

3

**LEJUAN WATTS RED-SHIRT JUNIOR | FORWARD | 6-foot-6, 225 pounds | FRESNO, CALIFORNIA**

Games Played	Minutes/ game	Points/ game	FG Pct	3FG Pct	FT Pct	Rebounds/ game	Assists/ game	Turnovers/ game	Assist/Turnover ratio	Steals/ game	Blocks/ game
8	26.0	12.0	43.3	35.3	82.1	6.1	2.1	2.1	1.0	0.4	0.4

4

**CHRISTIAN ANDERSON SOPHOMORE | GUARD | 6-foot-3, 178 pounds | ATLANTA, GEORGIA**

Games Played	Minutes/ game	Points/ game	FG Pct	3FG Pct	FT Pct	Rebounds/ game	Assists/ game	Turnovers/ game	Assist/Turnover ratio	Steals/ game	Blocks/ game
9	37.8	19.1	46.3	43.1	76.2	3.3	7.2	2.9	2.5	2.0	0.0

6

**LEON HORNER SOPHOMORE | GUARD | 6-foot-4, 215 pounds | DALLAS, TEXAS**

Games Played	Minutes/ game	Points/ game	FG Pct	3FG Pct	FT Pct	Rebounds/ game	Assists/ game	Turnovers/ game	Assist/Turnover ratio	Steals/ game	Blocks/ game
6	11.1	3.5	47.4	66.7	50.0	2.8	0.5	0.5	1.0	0.8	0.3

8

**NOLAN GROVES FRESHMAN | GUARD | 6-foot-5, 205 pounds | LONG LAKE, MINNESOTA**

Games Played	Minutes/ game	Points/ game	FG Pct	3FG Pct	FT Pct	Rebounds/ game	Assists/ game	Turnovers/ game	Assist/Turnover ratio	Steals/ game	Blocks/ game
9	7.8	2.0	27.8	28.6	50.0	1.8	0.6	0.0	5.0	0.3	0.0

Bam-Boy-Yea

9

**LUKE BAMGBOYE SOPHOMORE | FORWARD | 6-foot-11, 220 pounds | LONDON, UNITED KINGDOM**

Games Played	Minutes/ game	Points/ game	FG Pct	3FG Pct	FT Pct	Rebounds/ game	Assists/ game	Turnovers/ game	Assist/Turnover ratio	Steals/ game	Blocks/ game
6	17.7	5.8	38.1	0.0	76.0	3.7	1.0	0.7	1.5	0.7	2.0

10

**JACK FRANCIS SENIOR | GUARD | 6-foot-3, 180 pounds | AUSTIN, TEXAS**

Games Played	Minutes/ game	Points/ game	FG Pct	3FG Pct	FT Pct	Rebounds/ game	Assists/ game	Turnovers/ game	Assist/Turnover ratio	Steals/ game	Blocks/ game
5	1.1	0.0	0.0	0.0	0.0	0.4	0.0	0.0	0.0	0.0	0.0

11

**JAYLEN PETTY FRESHMAN | GUARD | 6-foot-1, 168 pounds | SEATTLE, WASHINGTON**

Games Played	Minutes/ game	Points/ game	FG Pct	3FG Pct	FT Pct	Rebounds/ game	Assists/ game	Turnovers/ game	Assist/Turnover ratio	Steals/ game	Blocks/ game
8	24.7	6.5	29.3	31.7	100.0	3.0	2.3	0.8	3.0	0.8	0.1

12

**DONOVAN ATWELL SENIOR | GUARD | 6-foot-5, 200 pounds | HUNTERVILLE, NORTH CAROLINA**

Games Played	Minutes/ game	Points/ game	FG Pct	3FG Pct	FT Pct	Rebounds/ game	Assists/ game	Turnovers/ game	Assist/Turnover ratio	Steals/ game	Blocks/ game
9	30.4	12.0	46.8	43.7	71.4	3.1	0.6	0.3	1.7	1.3	0.0

A-Queen-Took

13

**MARIAL AKUENTOK REDSHIRT-FRESHMAN | FORWARD | 6-foot-11, 240 pounds | EDMONTON,**

Games Played	Minutes/ game	Points/ game	FG Pct	3FG Pct	FT Pct	Rebounds/ game	Assists/ game	Turnovers/ game	Assist/Turnover ratio	Steals/ game	Blocks/ game
4	8.7	2.3	57.1	100.0	0.0	3.0	0.3	0.8	0.3	0.3	0.5

15

**JT TOPPIN JUNIOR | FORWARD | 6-foot-9, 230 pounds | DALLAS, TEXAS**

Games Played	Minutes/ game	Points/ game	FG Pct	3FG Pct	FT Pct	Rebounds/ game	Assists/ game	Turnovers/ game	Assist/Turnover ratio	Steals/ game	Blocks/ game
8	33.5	20.8	53.8	11.8	48.9	11.5	2.4	2.8	0.9	1.4	1.3



TEXAS TECH • SEASON STATS

Record	Overall	Home	Away	Neutral	Team	1st	2nd	OT	TOT
ALL GAMES	7-2	5-0	0-1	2-1	Texas Tech	365	368	0	733
CONFERENCE	0-0	0-0	0-0	0-0	Opponents	328	302	0	630
NON-CONFERENCE	7-2	5-0	0-1	2-1					

Team Box Score

No.	Player				Total		3-Point		F-Throw		Rebounds											
		GP-GS	MIN	AVG	FG-FGA	FG%	3FG-3FGA	3FG%	FT-FTA	FT%	OFF	DEF	TOT	AVG	PF	DQ	A	TO	BLK	STL	PTS	AVG
15	TOPPIN, JT	8-8	267:41	33.5	71-132	.538	2-17	.118	22-45	.489	40	52	92	11.5	23	0	19	22	10	11	166	20.8
4	ANDERSON, Christian	9-9	339:57	37.8	56-121	.463	28-65	.431	32-42	.762	6	24	30	3.3	15	0	65	26	0	18	172	19.1
12	ATWELL, Donovan	9-9	273:57	30.4	36-77	.468	31-71	.437	5-7	.714	6	22	28	3.1	21	1	5	3	0	12	108	12.0
3	WATTS, LeJuan	8-3	207:55	26.0	29-67	.433	6-17	.353	32-39	.821	18	31	49	6.1	15	0	17	17	3	3	96	12.0
11	PETTY, Jaylen	8-0	197:53	24.7	17-58	.293	13-41	.317	5-5	1.000	4	20	24	3.0	17	0	18	6	1	6	52	6.5
1	BRYAN, Tyeree	9-9	220:28	24.5	18-52	.346	9-32	.281	9-15	.600	16	21	37	4.1	18	1	5	8	2	4	54	6.0
9	BAMGBOYE, Luke	6-4	106:10	17.7	8-21	.381	0-1	.000	19-25	.760	10	12	22	3.7	11	0	6	4	12	4	35	5.8
6	HORNER, Leon	6-0	66:31	11.1	9-19	.474	2-3	.667	1-2	.500	6	11	17	2.8	7	0	3	3	2	5	21	3.5
13	AKUENTOK, Marial	4-1	34:54	8.7	4-7	.571	1-1	1.000	0-2	.000	2	10	12	3.0	8	1	1	3	2	1	9	2.3
8	GROVES, Nolan	9-2	70:27	7.8	5-18	.278	4-14	.286	4-8	.500	6	10	16	1.8	9	0	5	0	0	3	18	2.0
2	HENDERSON, Jazz	2-0	08:38	4.3	1-1	1.000	0-0	.000	0-0	.000	1	2	3	1.5	2	0	0	2	0	0	2	1.0
10	FRANCIS, Jack	5-0	05:28	1.1	0-1	.000	0-1	.000	0-2	.000	1	1	2	0.4	0	0	0	0	0	0	0	0.0
Team											16	15	31					5				
Total		9	1800		254-574	.443	96-263	.365	129-192	.672	132	231	363	40.3	146	3	144	99	32	67	733	81.4
Opponents		9	1800		233-539	.432	50-170	.294	114-166	.687	93	223	316	35.1	173	3	87	112	27	50	630	70.0

Team Statistics

	TTU	OPP
Scoring	733	630
Points per game	81.4	70.0
Scoring margin	+11.4	-
Field goals-att	254-574	233-539
Field goal pct	.443	.432
3 point fg-att	96-263	50-170
3-point FG pct	.365	.294
3-pt FG made per game	10.7	5.6
Free throws-att	129-192	114-166
Free throw pct	.672	.687
F-Throws made per game	14.3	12.7
Rebounds	363	316
Rebounds per game	40.3	35.1
Rebounding margin	+5.2	-
Assists	144	87
Assists per game	16.0	9.7
Turnovers	99	112
Turnovers per game	11.0	12.4
Turnover margin	+1.4	-
Assist/turnover ratio	1.5	0.8
Steals	67	50
Steals per game	7.4	5.6
Blocks	32	27
Blocks per game	3.6	3.0
Winning streak	3	-
Home win streak	5	-
Attendance	60099	15544
Home games-Avg/Game	5-12020	1-15544
Neutral site-Avg/Game	-	3-812

Team Results

Date	Opponent		Score	Att.
11/04/2025	Lindenwood	W	98-60	13074
11/07/2025	Sam Houston	W	98-77	13440
11/11/2025	at Illinois	L	77-81	15544
11/14/2025	Milwaukee	W	80-63	13126
11/20/2025	vs Wake Forest	W	84-83	2437
11/21/2025	vs Purdue	L	56-86	0
11/26/2025	New Orleans	W	82-50	10441
11/30/2025	Wyoming	W	76-72	10018
12/07/2025	vs LSU	W	82-58	0

RECORD BY STARTING LINEUP (IN ORDER OF FIRST TIME • BOLD MOST RECENT)

1. Anderson • Atwell • Bryan • Groves • Akuentok (1-0)
2. Anderson • Atwell • Bryan • Groves • Toppin (1-0)
3. Anderson • Atwell • Bryan • Toppin • Watts (2-1)
4. Anderson • Atwell • Bryan • Toppin • Bamgboye (3-1)

RECORD BREAKDOWN

	OVERALL	BIG 12
At Home	5-0	0-0
On Road	0-1	0-0
At Neutral Sites	2-1	0-0
Against Top-10 Opponent	0-1	0-0
Against AP Top-25	0-2	0-0
Overtime Games	0-0	0-0
Double-Figure Margins	5-1	0-0
Games Decided by 10 Pts or Less	0-0	0-0
Games Decided by 5 Pts or Less	1-1	0-0
Games Decided by one possession	1-0	0-0

HIGH/LOW SEASON PERFORMANCES

TTU High Scoring	98 vs. Lindenwood (38 win margin); vs. Sam Houston (21 margin)
TTU Largest Margin of Victory	38 vs. Lindenwood (98-60)
TTU Low Scoring	56 vs. No. 1 Purdue
Opponent High Scoring	86 by No. 1 Purdue
Opponent Low Scoring	50 by New Orleans
Largest Halftime Lead	28 vs. Lindenwood (led 58-30)
Largest Halftime Deficit	23 vs. No. 1 Purdue
Highest Halftime Points	58 vs. Lindenwood (led 58-30)
Lowest Halftime Points	26 vs. No. 1 Purdue
Player Points at Half	25 by Anderson against Lindenwood
Opponent Low Halftime Points	30 by Lindenwood (led 58-30)



# RED RAIDER ROSTER REPORT (\*"players defining themselves")

## JT Toppin: "Dawg. Fearless. Resilient."

Toppin recorded his 35th career double-double after producing 15 rebounds and 11 points in the win over LSU... The reigning Big 12 Player of the Year and Consensus All-America is currently averaging 20.8 points and 11.5 rebounds per game – ranking first in the Big 12 and fourth nationally in rebounds per game and is fourth in the conference with his 20.8 points per game after also dominating with 27 points and nine rebounds in the win over Wyoming and recording his third double-double of the season with 19 points and a season-high 16 rebounds against New Orleans... Toppin, who now has 23 career games with 20-plus points scoring, is the only player in the nation currently averaging over 20 points and 11 rebounds per game and is second nationally with 5.0 offensive rebounds – including a season-best nine offensive rebounds against New Orleans... In the Bahamas, Toppin earned Baha Mar Championship All-Tournament honors after he had 15 points and 8 rebounds in the loss to No. 1 Purdue along with producing 21 points and 9 rebounds in the win over Wake Forest where he was 10-for-19 from the field against the Demon Deacons... Toppin was named to the Big 12 Starting Five after he produced 35 points and 11 rebounds at No. 14 Illinois... The 35/11 double-double at Illinois was his fifth double-double of his career with 30-or-more points and double-digit rebounds... He now has 57 double-figure scoring performances in his career... Toppin missed the season opener with a lower body injury but showed no signs of alarm in his debut, going off for 31 points, 14 rebounds, four assists and three steals in his junior season debut against Sam Houston... He returned for his junior season from a Consensus Second Team All-America season as a sophomore and has a slew of preseason honors leading into this season... He was named the Big 12 Preseason Player of the Year, Associated Press Preseason All-American and is on the Karl Malone Award Preseason Watch List... A Dallas, Texas native, he was coming off a season where he recorded 19 double-doubles and averaged 18.2 points, 9.4 rebounds and 1.5 blocks per game – each the team's leader... He set a career-high with 41 points in an overtime win over Arizona State and had a career-best 18 rebounds against Saint Joseph's... Toppin recorded three games with 30-plus points including going for 32 points and 12 rebounds at Oklahoma State and producing 30 points and 14 rebounds in the home finale against Colorado... He also had seven double-doubles with 25-plus point performances... Toppin ranked third in the Big 12 in scoring and rebounding while having the seventh most double-doubles in the nation... A sophomore from Dallas, Toppin scored 20 or more points in 17 games last season, passing Jarrett Culver (2018-19) who had 13 games of 20 or more as a sophomore during the run to the 2019 Final Four... His 18.2 points per game were also the most for the program since Culver averaged 18.5 in the 2018-19 season with the program record being 24.5 from Greg Lowery in the 1971-72 season where he posted 19 games of 20-plus scoring... His 19 double-doubles were only behind Tony Battie's 20 during the 1996-97 season in the Tech record book and was the 7th most nationally during the season... Toppin comes into the matchup against Arkansas having already produced 1,213 points, 728 rebounds and 126 blocked shots through 77 career games... Toppin played his freshman season at New Mexico and has now played 41 games as a Red Raider where he has scored 768 points and has 402 rebounds – averaging 18.7 points and 9.8 rebounds in a Texas Tech uniform.

## Christian Anderson: "Tough. Team player. Human highlight."

Anderson recorded his seventh career game with 20-or-more points and his second career double-double with 27 points and 10 assists in the win over LSU... Anderson, who earned Big 12 Starting Five honors on Monday, was 5-for-9 on 3-pointers in his 27-point performance and is now averaging 19.1 points, 7.2 assists and 3.1 made 3-pointers per game... He is second in the Big 12 and is 5th nationally with 7.2 assists per game along with ranking 6th in the Big 12 in scoring and steals (2.0 per)... He has now scored in double figures in a team-high eight games this season and in 26 games in his career after also producing a team-best 23 points against New Orleans in a game he set a new career-high with six 3-pointers before adding 15 points and five

## ASSOCIATED PRESS TOP 25 POLL - DECEMBER 8, 2025

RANK	TEAM	REC	PTS	PREV
1	Arizona (33)	8-0	1461	2
2	Michigan (19)	8-0	1440	3
3	Duke (7)	10-0	1400	4
4	Iowa State (1)	9-0	1304	10
5	UConn	8-1	1263	5
6	Purdue	8-1	1173	1
7	Houston	8-1	1064	8
8	Gonzaga	9-1	1054	11
9	Michigan State	8-1	1017	7
10	BYU	7-1	1007	9
11	Louisville	8-1	877	6
12	Alabama	7-2	854	12
13	Illinois	7-2	771	14
14	North Carolina	8-1	724	16
15	Vanderbilt	9-0	686	17
16	<b>Texas Tech</b>	<b>7-2</b>	<b>508</b>	<b>19</b>
17	Arkansas	7-2	488	25
18	Florida	5-3	422	15
19	Kansas	7-3	380	21
20	Tennessee	7-3	286	13
21	Auburn	7-3	264	20
22	St. John's	5-3	254	23
23	Nebraska	9-0	180	NR
24	Virginia	8-1	130	NR
25	UCLA	7-2	79	NR

**Others receiving votes:** Iowa 60, Oklahoma St. 54, Southern Cal 50, Georgia 49, Saint Mary's 38, Seton Hall 31, Kentucky 29, Wisconsin 24, Indiana 18, Clemson 14, LSU 14, Villanova 9, California 6, Notre Dame 4, Miami 4, SMU 3, TCU 2, Arizona St 2, Miami (Ohio) 2, St. Bonaventure 1.

## Big 12 Preseason Poll

Houston (14) - 224

BYU (1) - 204

**Texas Tech - 200**

Arizona (1) - 179

Iowa State - 170

Kansas - 163

Baylor - 137

Cincinnati - 120

K-State - 117

TCU - 90

West Virginia - 79

Oklahoma State - 77

Utah - 50

UCF - 39

Colorado - 37

Arizona State - 34

## Preseason All-Big 12 Team

AJ Dybantsa, BYU\*

Richie Saunders, BYU

Emanuel Sharp, Houston

Joseph Tugler, Houston

Milos Uzan, Houston\*

Tamin Lipsey, Iowa State

Darryn Peterson, Kansas\*

P.J. Haggerty, K-State

**Christian Anderson, Texas Tech**

**JT Toppin, Texas Tech\***

\*-unanimous selection

**Preseason Player of the Year:** JT Toppin, Texas Tech

**Preseason Newcomer of the Year:** LeJuan Watts, Texas Tech

**Preseason Freshman of the Year:** Darryn Peterson, Kansas

CONTINUED



assists against Wyoming... Anderson, who also leads the Big 12 and is second nationally by playing 37:46 minutes per game, has recorded five or more assists in 8-of-9 games this season with 11 assists in two games... Anderson is currently 28-for-65 on 3-pointers this season... An Atlanta, Georgia native, he was named the Big 12 Player of the Week and to the Big 12 Starting Five on November 11 after averaging 26.0 points, 9.0 assists, 4.5 rebounds and 3.5 steals in the first week of the season – along with only having three turnovers... He recorded his first career double-double and established new career highs with 34 points and 11 assists in the win over Lindenwood in the season opener and followed it with 18 points and seven assists in the win over Sam Houston... He is the first player in program history to have a double-double with 30-plus points and 10-plus assists... Entering the season, Anderson was named to the All-Big 12 Preseason Team and is on the Bob Cousy Award Preseason Watch List... He is coming off a freshman season where he averaged 10.6 points and 2.2 assists per game – earning All-Big 12 Freshman Team honors before helping Germany to the silver medal in the FIBA U19 World Cup during the summer in Switzerland... A 6-foot-3 point guard, Anderson scored a previous career-high 22 points in the Sweet 16 win over Arkansas last season and matched the team lead by making 71 3-pointers... He led the Red Raiders with 46 made 3-pointers in Big 12 play and finished the season shooting 38.0 percent from distance... During the summer with Germany, Anderson averaged 17.3 points, 6.6 assists and 4.9 rebounds, including scoring 18 points and having nine assists against the USA in the championship game... He finished his freshman season with four games of scoring 20 or more points and had a career-high six assists in the win at Kansas... Anderson comes into the matchup against Arkansas with 544 points, 142 assists, 135 rebounds and 59 steals through 44 career games.

### LeJuan Watts: "Tough. Leader. Consistent."

Watts recorded his first double-double of the season and the 11th of his career with 15 points and 10 rebounds in the win over LSU... Named the Big 12 Preseason Newcomer of the Year, Watts is now averaging 12.0 points, 6.1 rebounds and 2.1 assists through eight games played this season... He was coming off a pair of games where he had 19 points against Wyoming and contributed 12 points and eight rebounds in the win over New Orleans at home... He knocked on the door of his first double-double of the season by having 10 points and nine rebounds in the win over Milwaukee... Watts, who now has 46 double-figure scoring performances in his career with six this season, scored a season-high 21 points on 8-for-10 shooting from the field (2-2 on 3s) at No. 14 Illinois... He made his Tech debut in the second game of the season against Sam Houston and finished with 11 points and six rebounds in 25 minutes of play after missing the opener with a lower body injury... Watts is in his first season at Texas Tech and entered the season as the Big 12 Preseason Newcomer of the Year along with being selected for the Julius Erving Award Preseason Watch List... A Fresno, California native, he is in his fourth year in college after playing last season at Washington State and spending two seasons at Eastern Washington where he redshirted as a freshman... At Washington State last season, he averaged 13.7 points, 6.7 rebounds and 4.4 assists per game... He had 10 double-doubles and also recorded a triple-double with 20 points, 10 rebounds and 10 assists against Santa Clara... He scored a career-high 24 points in a game against San Francisco and grabbed a career-best 14 rebounds against Idaho last season... Watts comes into the matchup against Arkansas with 864 points, 434 rebounds, 220 assists, seven games scoring 20-or-more points and 11 double-doubles through 74 career games played in his career.

### RED RAIDER RANKING STREAK

Texas Tech was unranked for the majority of the 2024-25 season but would rise to No. 8 in the final rankings after advancing to the Elite Eight. This year's team was ranked No. 10 in the AP Top 25 Preseason Poll for its highest preseason ranking in program history. The program is now on its longest streak with 15 straight appearances in the AP Top 25.

Unranked - Jan. 20, 2025  
No. 22 - Jan. 27, 2025  
No. 13 - Feb. 3, 2025  
No. 12 - Feb. 10, 2025  
No. 9 - Feb. 17, 2025  
No. 10 - Feb. 24, 2025  
No. 9 - March 3, 2025  
No. 9 - March 10, 2025  
No. 9 - March 17, 2025  
No. 8 - April 8, 2025 (FINAL)  
No. 10 - Oct. 13, 2025 (PRESEASON)  
No. 11 - Nov. 11, 2025  
No. 15 - Nov. 17, 2025  
No. 20 - Nov. 24, 2025  
No. 19 - Dec. 1, 2025  
No. 16 - Dec. 8, 2025

### Donovan Atwell: "Hit shots. Consistent. Play hard."

Atwell is only three points away from 1,000 in his career and is fourth in the Big 12 with 3.44 made 3-pointers per game... Against LSU, Atwell went 3-for-8 on 3-pointers and finished the game with nine points, four rebounds and one steal from the starting lineup... He is now 31-for-71 (43.7 percent) on 3-pointers, including two games with making six... He is now averaging 12.0 points and 3.1 rebounds per game... Atwell, who played in his 100th career game against Purdue, started the season with two straight games with six 3-pointers before a game against Milwaukee where he was 5-for-9 from deep and finished with 17 points... Atwell made six 3-pointers against Sam Houston and Lindenwood... He comes into matchup against Arkansas with 17 career games with five or more 3-pointers... Atwell went 6-for-13 on 3-pointers and also added four rebounds and two steals in the opener against Lindenwood and was 6-for-11 on 3-pointers in the second game of the season against Sam Houston... He joined the Red Raiders for his senior season after playing the past three at UNC Greensboro and is coming off a junior season where he averaged 13.3 points per game and was 96-for-241 (39.8 percent) on 3-pointers... His 96 3-pointers were the 43rd most in the nation... He scored a career-high 28 points last season at Chattanooga by going 6-for-7 on 3-pointers and has two games in his career with eight made 3-pointers... Atwell has averaged scoring in double figures the past two seasons, including going for 11.4 points per game as a sophomore in the 2023-24 season where he was 93-for-220 (42.3 percent) on 3-point attempts... His career-high for 3-pointers made is eight, knocking down eight 3s against Kansas City and Eastern Kentucky during the 2023-24 season while at UNC Greensboro... He comes into the matchup against Arkansas with 997 career points and is 242-for-608 (39.8 percent) on 3-pointers through 103 games in his career.

### Tyreee Bryan: "Team player. Competitor. Hard worker."

Bryan is averaging 6.0 points and 4.1 rebounds per game from the starting lineup in every game this season... In the Bahamas, he recorded his 52nd career game scoring in double figures after going for 13 points against Wake Forest with a season-best three 3-pointers... Along with scoring 13 against Wake Forest, he also had seven rebounds, two steals and made a season-high three 3-pointers... Bryan hit his season-high 13 points for the first time on 5-for-10 shooting in the win over Milwaukee in Tech's last home game after having a previous high of 12 against Sam Houston... An Orlando, Florida native, Bryan has started all six games this season... He is in his first season at Texas Tech after playing the past two at Santa Clara and beginning his career with one season at Charleston Southern and one at River State College...

CONTINUED



He is coming off a season at Santa Clara where he averaged 10.4 points per game and shot 66-for-154 (42.9 percent) on 3-pointers... Bryan scored a career-high 35 points against Gonzaga last season after going 7-for-12 from deep... He made four or more 3-pointers in seven games last season and is now 153-for-378 (40.5 percent) on 3-pointers in his career... Bryan has 954 points, 458 rebounds, 127 assists and 67 steals through 102 career games played.

### **Jaylen Petty: "Leader. Creative. Bucket-getter."**

Petty matched his career-high with 11 points in the win over LSU after going 3-for-4 on 3-pointers... It was his third game with 11 points after also posting 11 against Milwaukee and Wake Forest... A true freshman from Seattle, he missed his first game of the season in Tech's win over Wyoming with an upper body injury... He matched his career-high with 11 points in the win over Wake Forest in the Bahamas after going 3-for-6 on 3-pointers following scoring 11 points with three 3-pointers in the win over Milwaukee... Against No. 1 Purdue, he led Tech with four assists and also had five points and three rebounds in 34 minutes of play as a reserve... Through eight games played in his freshman season, Petty is averaging 6.5 points, 3.0 rebounds and 2.3 assists... He made a strong collegiate debut by going for nine points, eight rebounds, five assists, two steals and having only one turnover against Lindenwood in the opener after playing 34 minutes off the bench and finishing the night with four offensive rebounds and made two 3-pointers... Petty earned Washington Gatorade Player of the Year honors last season after averaging 24.5 points, 5.9 rebounds, 5.5 assists and 3.2 steals per game at Rainier Beach High School... A four-star recruit from Seattle, Washington, he led his team to a state championship and had a triple-double in a game where he produced 61 points, 15 assists and 15 steals... Petty was a McDonald's All-American nominee, adidas All-America, NBPA Topp 100 selection, a two-time Donovan Mitchell camp participant, an Allen Iverson Showcase selection and the Iverson Class 24K Showcase MVP.

### **Luke Bamgboye: "Resilient. Humble. Athletic."**

Bamgboye has started the past four games and is currently averaging 5.8 points, 3.7 rebounds and 2.0 blocks per game... Against LSU, Bamgboye provided six points and three rebounds in the win... He recorded his second four-block game of the season and scored a season-high 13 points in the win over New Orleans before having two blocks and five rebounds against Wyoming in the past two home games... Bamgboye made his first start as a Red Raider in the loss against No. 1 Purdue and finished with five points, two rebounds and one blocked shot after he had contributed six points, six rebounds and one blocked shot in the win over Wake Forest... A 6-foot-11 sophomore, he made his Texas Tech debut with four blocked shots and four points in the win over Milwaukee... He had missed the first three games this season with a lower body injury... He transferred to Texas Tech after playing his freshman season at VCU where he ranked second among all freshmen in the nation with 75 blocks and was tied for 17th overall with 2.14 blocks per game... A London native, he averaged 3.8 points and 3.3 rebounds in a season where he earned Atlantic 10 Conference All-Defensive Team and All-Rookie honors... He appeared in 35 games with 24 starts, including scoring a career-high 17 points and having a career-best seven blocks against UMass... Bamgboye will be playing in his 42nd career game when the Red Raiders take on Arkansas and currently has 87 blocked shots, 169 points and 138 rebounds.

### **Leon Horner: "Vocal. High intensity. Coachable."**

Horner is in his second season at Tech and is currently averaging 3.5 points and 2.8 rebounds through six games played this season... He had three rebounds in the win over LSU after playing against Wyoming where he had four points and four rebounds in 18 minutes of action... Horner provided a career-high three assists and scored two points in the win over New Orleans after he had five points and five rebounds in the loss against No. 1 Purdue... A sophomore, he scored a career-high 10 points after making 2-of-3 shots from beyond the arc in the season opener against Lindenwood along with grabbing six rebounds but missed the games against Sam Houston and No. 14 Illinois with a lower body injury... Horner has played in 14 career games after he returned for his second season at Texas Tech following playing nine games last season as a true freshman... A Dallas, Texas native, he scored his first career points in a win over Oral Roberts and had one rebound in five games... Horner played at Dynamic Prep and was a McDonald's All-American nominee as a senior where he averaged 14.5 points, 6.0 rebounds and 3.0 assists.

### **Marial Akuentok: "Energetic. Encouraging. Fearless."**

Akuentok started and made his college debut in the win over Lindenwood — going for eight rebounds, seven points and having one blocked shot — before playing in a reserve role against Sam Houston, Illinois and Purdue... Through four games played, Akuentok is averaging 2.3 points and 3.0 rebounds per game... He was 3-for-5 from the field in 17 minutes of action against Lindenwood and scored the first points of the season for the Red Raiders with a 3-pointer... Akuentok returned for his second season at Texas Tech after redshirting last year... He joined the program in January and experienced the journey to the Elite Eight... Akuentok is from Edmonton, Alberta, Canada and was a top 100 recruit who reclassified... He played at Fort Erie International Academy and was named the co-player of the year and defensive player of the year... He also competed for the U18 Canada National Team and helped lead them to the bronze medal at the 2024 FIBA U18 AmeriCup.

### **Nolan Groves: "Hardworking. Coachable. Team player."**

Groves established a new Texas Tech freshman record in his college debut by grabbing 16 rebounds in the win over Lindenwood and scored seven points in the first two games of the season... In the Bahamas, Groves came off the bench and scored four points against No. 1 Purdue with one 3-pointer and a free throw... Through nine games played, he is averaging 2.0 points and 1.8 rebounds per game... Against Lindenwood, he had six offensive rebounds and 10 on the defensive side of the court to go along with scoring seven points, dishing out three assists and coming away with two steals in 27 minutes of action from the starting lineup... Groves entered his freshman season after earning Minnesota Gatorade Player of the Year while playing for Orono High School... He finished his senior season averaging 34.1 points, 8.5 rebounds, 6.0 assists and 3.0 steals per game... A Long Lake, Minnesota native, Groves scored 40 or more points in nine games and had a 57-point performance during his senior year of high school.

### **Jazz Henderson: "Vocal. Confident. Energetic."**

Henderson made his college debut and scored two points in seven minutes of playing time against Lindenwood and contributed two rebounds in the win over Sam Houston... He is in his second season with the Texas Tech basketball program after redshirting due to injury last season... A Dallas, Texas native, he was a three-time state champion at Oak Cliff Faith Family High School where he averaged 14 points and 7 assists as a senior.

**CONTINUED**



### Josiah Moseley: "Versatile. Energetic. All over the court."

Moseley has missed the first nine games of the season with a lower body injury... He returned to his home state of Texas after playing his freshman season at Villanova where he played in 30 games as a reserve... A Round Rock, Texas native, he was the 2023-24 Texas Gatorade Player of the Year after averaging 22.8 points and 8.9 rebounds for Stony Point High School... At Villanova, Moseley scored a career-high 10 points against Lafayette and had a career-best seven rebounds against Temple... He finished his freshman season averaging 1.9 points and 2.3 rebounds per game.

### Jack Francis: "Humble. Resilient. Coachable."

Francis is the longest tenured Red Raider, having joined the program as a practice player in the 2022-23 season... He has appeared in 21 games in his career, including playing in five games this year after making 11 appearances last season... An Austin, Texas native, Francis played at Anderson High School where he scored over 1,000 points in his career... At Tech, he scored his first career points with a pair of free throws against Sam Houston and also scored last season against Oral Roberts... Texas Tech is 20-1 in games he has appeared in.

### LaTrell Hoover: "Energetic. Coachable. Hardworking."

The final addition to this year's roster, Hoover signed with the Red Raiders on September 8 and immediately joined the program to begin practicing... McCasland said he plans to redshirt Hoover this season... Hoover is listed at 7-foot tall, making him the tallest player on the roster... A San Antonio, Texas native, Hoover played at Samuel Clements High School where he averaged 11.4 points and 8.8 rebounds per game as a senior – earning all-district second team honors

**McCasland** is now 269-111 in his NCAA career, including his Texas Tech records of 58-22 overall (80 games), 26-12 in Big 12 games, 33-5 at home and 12-9 in true road games... McCasland has also been the head coach at Midwestern State (56-12 record / 2 seasons), Arkansas State (20-12 / 1 season) and North Texas (135-65 / 6 seasons). Along with coaching Texas Tech, McCasland is also an assistant coach for the USA Basketball Men's Junior National Team which won the 2025 FIBA U19 World Cup over the summer in Switzerland after winning the 2024 FIBA U18 AmeriCup in Buenos Aires... McCasland was a 2025 Werner Ladder Naismith Men's College Coach of the Year Semifinalist presented by AXIA Time... His 54-21 record at Tech is the best start for a head coach in program history... McCasland joined Bob Knight as the only two coaches in program history with 20-plus wins in their first two seasons after Knight's teams accomplished it in 2001-02 and 2002-03... In 11 seasons as an NCAA coach, McCasland has won 20 or more games 10 times with the only exception coming in an 18-win year in 2020-21 at UNT with reduced games because of Covid restrictions... He is in his 10th season as an NCAA Division I coach.

The Red Raiders finished last season with a 28-9 overall record, including being second in the Big 12 standings with a 15-5 conference record. Tech matched the program record with a No. 3 seed in the NCAA Tournament and advanced to the program's third Elite 8.

**Follow the Red Raiders:** Keep up with Texas Tech men's basketball news at [TexasTech.com](https://www.texas-tech.com) and at the team's social media on Instagram, X and Facebook.

### EMPTYING THE NOTEBOOK ON LAST YEAR

• Season 100 of Texas Tech Basketball was historic and memorable with the team reaching NCAA Tournament Elite 8 for the third time in program history along with posting 28 victories which is the third most ever for the program. The Red Raiders (28-9) were picked seventh in the Big 12 preseason poll and played well over expectations – going 15-5 in conference play to finish second in the Big 12 standings before advancing in the NCAA Tournament West Region Finals with wins over UNC Wilmington, Drake and Arkansas before falling to No. 1 Florida. Tech completed its 100th season as a program and has now won 20-plus games 18 times

• JT Toppin – Consensus Second Team All-America, Big 12 Player of the Year, Big 12 Newcomer of the Year, All-Big 12 First Team, Big 12 All-Newcomer Team, Jersey Mike's National Player of Year Semifinalist (1 of 10), Karl Malone Award Finalist, AP All-America Second Team, NABC All-America Second Team, USBWA All-America Second Team, The Sporting News All-America Second Team, NCAA Tournament West Region All-Tournament, CBS Sports All-America First Team, NABC Gulf All-District, USBWA All-District

• Anderson – All-Big 12 Freshman Team

• McCasland: Werner Ladder Naismith Coach of the Year Award (semifinalist)

• Toppin: Big 12 Newcomer of the Week (November 25), Karl Malone Award Watch List (February 6 - 1 of 10 nationally), Big 12 Player of the Week (February 17), Big 12 Newcomer of the Week (February 17), Associated Press National Player of the Week (February 18), Big 12 Newcomer of the Week (February 24), Karl Malone Award Finalist (March 6 - 1 of 5 nationally), Big 12 Player of the Week; Big 12 Newcomer of the Week (March 10)

• Tech's 28 victories were the third most in program history, only behind a 31-7 record in the 2018-19 season and a 30-2 record in 1995-96 for the most wins... The program now has 25 wins or more in a season for the sixth time in program history... The 2021-22 team went 27-10 for the previous most wins before last year's team matched the 27 wins with a win over Drake in the NCAA Second Round and surpassed it with the overtime win over Arkansas in the Sweet 16... The program record for wins (31) came in 2019 Final Four

• The Red Raiders finished the season ranked No. 9 in the Associated Press Top 25 and USA TODAY Sports Coaches Poll along with being at No. 7 in the NCAA NET and No. 8 on Kenpom ratings... Tech was unranked in the national polls for the majority of the season but finished the season in the AP Top 10 for five straight weeks, passing the program's previous longest stretch in the 2017-18 season... The Red Raiders appeared in the AP Top 25 for the first time last season at No. 22 on January 27... As a program, Tech has appeared in the national rankings for a program-best nine straight seasons with its preseason ranking coming into this season

• Tech established a new program record with 606 total assists for the season and averaged 16.38 assists per game – ranking seventh in program history and the most since the 2004-05 season when that team averaged 16.38 assists per game... The program record for assists per game is 19.50 (1994-95)... In Big 12 play, the Red Raiders averaged 15.90 assists per game which is the second most in program history in the Big 12 era with the 2001-02 team averaging 19.69 assists in conference play

• Tech led the Big 12 and was sixth nationally with a 1.70 assist-to-turnover ratio after finishing the season with 10 or fewer turnovers in 11 straight games to finish the season and in 24 of its 37 games played... Tech had double-digit assists totals in all 37 games during the season... The Red Raiders averaged 16.4 assists per game which ranked fourth in the Big 12 and 29th nationally... The 16.4 assists per game ranked as the seventh best in program history and the most since the 2004-05 team averaged 16.8

• Toppin scored 20 or more points in 17 games last season, passing Jarrett Culver (2018-19) who had 13 games of 20 or more as a sophomore during the run to the 2019 Final Four... His 18.2 points per game were also the most for the program since Culver averaged 18.5 in the 2018-19 season with the program record being 24.5 from Greg Lowery in the 1971-72 season where he posted 19 games of 20-plus scoring... Toppin, who scored a career-high 41 points in a double-overtime win over Arizona State during the regular season, was only behind Keyshawn Hall (UCF) and Javon Small (WVU) who averaged 18.5 points per game through the regular season in the Big 12... His 19 double-

CONTINUED



doubles were only behind Tony Battie's 20 during the 1996-97 season in the Tech record book and was the 7th most nationally during the season

- Texas Tech finished last season with only 9.6 turnovers per game – finishing second in the Big 12 and 17th nationally. . . The Red Raiders entered the post-season after matching a Big 12 and program record with only two turnovers at Arizona State in the regular-season finale and finished the season on an 11-game streak of 10 turnovers or less after having only five turnovers against Drake, eight against Arkansas and seven in the loss to Florida in the final three games. . . The two turnovers at ASU were the second time the program has accomplished the rare feat, the last time coming in 2021 against West Virginia. . . Only Oklahoma State (2012) and Kansas (2024) have also done it in Big 12 history. . . Tech's previous low this season was three turnovers in a win over Syracuse in the Legends Classic in non-conference play and only five in a road win at Utah
- The Red Raiders went 8-2 on the road last season, surpassing 2018-19 (6-3 total) and 2006-07 (6-5 total) for the most road wins in Big 12 play in the program's history. . . The 1995-96 team was 11-0 on the road for the overall program record. . . Tech went 5-4 in neutral-court games this season, earning a win over Syracuse in the Legends Classic (Brooklyn), against Baylor in the Big 12 quarterfinals, Drake and UNCW in the NCAA Tournament in Wichita, and versus Arkansas in the Sweet 16 in San Francisco
- Texas Tech went 15-3 on its home court this season, having outscored its opponents on its home court by an 18.8 scoring margin. . . Tech averaged 83.7 points per game at home with Toppin averaging 19.7 points and 10.5 rebounds at the USA. . . The Red Raiders secured back-to-back seasons with 15 home victories and the program's eighth season of 15-plus wins at home. . . The program went 18-0 on its home court during the 2021-22 season for the best home stretch. . . McCasland has led Tech to a 30-5 home record in his two seasons
- The Red Raiders continued dominating on its home court while also seeing passion from its fan base. . . Tech averaged 13,042 fans for the season, ranking as the most in the state of Texas, fifth best in the Big 12 and the 25th most in the nation. . . In Big 12 games, Tech averaged 14,309 fans and saw four sell-outs with 15,098 fans packing United Supermarkets Arena
- Texas Tech blew away the program record for the most total 3-pointers (371) in program history overall and in Big 12 play. . . Tech's average of 10.0 3-pointers per game was above the previous record of 8.5 which was set last season. . . Tech finished the season making 371-for-1,011 of its 3-point attempts (36.7 percent), passing the previous record of 289 made from last season (34 games). . . The Red Raiders made 10 or more 3-pointers in a program record 22 games this season, including setting a program-high in the NCAA Tournament with 13 against UNC Wilmington. . . Against Baylor in the Big 12 quarterfinals, Tech set a program record by making 12 3-pointers by halftime
- Along with making the most 3-pointers in program history, Tech also took the most with 1,011 attempts. . . The previous record for attempts 804 coming last season. . . The Red Raiders established new single-game records in the category also, taking 46 attempts in the NCAA Tournament First Round against UNC Wilmington and 43 in their road win at Kansas in the regular season
- Texas Tech finished third in the Big 12 in 3-point percentage (36.7). . . The Red Raiders matched the program record with 16 made in three games, hitting the mark for the third time during the season with its 16 3-pointers against Colorado in the home finale after also hitting the mark at Oklahoma State and in the season-opener against Bethune-Cookman. . . Tech made 13 or more 3s in nine games this season. . . The 15 3-pointers at Kansas came after three games with 10 or less following the six-game streak. . . The Red Raiders attempted 27.2 3-pointers per game, the second most in the conference. . . In Big 12 play, Texas Tech was 203-for-555 (36.6 percent) during the 20-game schedule
- Tech recorded double-digit assists in all 37 games last season with 20 or more in seven games. . . Tech had a season-high 30 assists in a non-conference game against Arkansas-Pine Bluff and a Big 12-best of 25 in the road win at Oklahoma State
- The Red Raiders finished third in the Big 12 at the free-throw line with a 76.0 percentage with 22 games of shooting 75 percent or better. . . The Red Raiders made 13.6 free throws per game last season. . . Tech made a season-best 24

**RED RAIDER 20-WIN SEASONS (18 in 100 seasons)**

**1939-40:** 21-7 - Berl Huffman  
**1948-49:** 21-9 - Polk Robison  
**1953-54:** 21-5 - Polk Robison  
**1975-76:** 25-6 - Gerald Myers  
**1976-77:** 20-9 - Gerald Myers  
**1984-85:** 23-8 - Gerald Myers  
**1994-95:** 20-10 - James Dickey  
**1995-96:** 30-2 - James Dickey  
**2001-02:** 23-9 - Bob Knight (\*first season)  
**2002-03:** 22-13 - Bob Knight  
**2003-04:** 23-11 - Bob Knight  
**2004-05:** 22-11 - Bob Knight  
**2006-07:** 21-13 - Bob Knight  
**2017-18:** 27-10 - Chris Beard  
**2018-19:** 31-7 - Chris Beard (\*program wins record)  
**2021-22:** 27-10 - Mark Adams (\*first season)  
**2023-24:** 23-11 - Grant McCasland (\*first season)  
**2024-25:** 28-9 - Grant McCasland

free throws in an overtime win at Houston (24-of-34) and also in a non-conference win over Northern Colorado where it was 24-for-26 (92.3%)

. . . As a team, Tech shot over 85 percent at the line in nine games during the season

- Texas Tech played eight different starting lineups during the season
- Tech won 19 games by double-figure margins, including going 9-0 in Big 12 games in that category. . . The Red Raiders limited 10 opponents under 60 points last season, including eight in conference play. . . The 51 points by West Virginia was the lowest for a Big 12 opponent last season. . . Tech was 10-2 when holding Big 12 teams under 70. . . The Red Raiders were 19-2 when the opponent scored under 70 and own a 12.4 scoring margin of victory which ranked second in the conference and 12th nationally
- The 38-point win at Oklahoma State was the largest margin of victory in a Big 12 road game in program history. . . The 38-point win on the road surpassed a 30-point win at Iowa State (2/22/2020) for the road record and was the second most in any Big 12 game with a 46-point win over TCU (2/10/2020) at home as the overall program record. . . The 28-game point win at Arizona State also followed a 28-point win at Utah
- Tech matched a program record with six wins coming by 30 points or more, including two wins by 40 or more points. . . The Red Raiders earned their largest margin of victory of 47 points with a 96-49 win over Wyoming and also notched a 44-point win over Lamar with a 101-57 win. . . The program also had six 30-plus point wins in 2018-19 and 2021-22
- Texas Tech went 3-1 in overtime games, matching the program record for overtime wins and most overtime games played in a season. . . The Red Raiders stormed back for an 85-83 overtime win over Arkansas in the NCAA Sweet 16 after also picking up overtime wins at No. 6 Houston and a 111-106 double-overtime victory over Arizona State in Big 12 play. . . The only overtime loss came to No. 3 Iowa State early in the conference schedule. . . The three overtime wins matched the 1978-79 team for the best overtime record in program history
- Texas Tech scored its most points in a Big 12 game in program history with 111 against Arizona State. . . The 111 points against ASU in the first meeting are not only the most by a Red Raider team in Big 12 history, it was also only the second time over 100 in a Big 12 game ever – the only other time a 102-75 win over Texas A&M in 1998
- The 38-point margin at Oklahoma State was the largest road win margin in a Big 12 game in program history and the second largest ever in a Big 12 game. . . Tech also recorded 28-point road wins at Arizona State and at Utah last season
- Tech's 16 3-pointers against Colorado and at Oklahoma State followed another 16 output in the season-opener against Bethune-Cookman which matched the program record that was most recently accomplished against Kansas back on February 23, 2019 - also against UNC-Asheville (2004) and New Mexico State (1996)



1 TYEREE BRYAN SENIOR | GUARD | ORLANDO, FLORIDA  
CAREER STATS

		Field Goals				3-Point		F-Throws		Rebounds												Scoring	
SEASON	TEAM	GP-GS	MIN/AVG	FG-FGA	FG%	3FG-3FGA	3FG%	FT-FTA	FT%	OFF	DEF	TOT	AVG	PF-FO	A	TO	BLK	STL	PTS	AVG			
2022-23	ChaSou	29-28	910/31.4	118-261	.452	40-95	.421	28-37	.757	69	90	159	5.5	47-0	51	33	12	18	304	10.5			
2023-24	SCU	32-6	813/25.4	99-229	.432	38-97	.392	26-37	.703	36	85	121	3.8	47-1	20	19	10	9	262	8.2			
2024-25	SCU	32-25	873/27.3	118-255	.463	66-154	.429	32-49	.653	51	90	141	4.4	35-1	51	24	10	36	334	10.4			
2025-26	TTU	9-9	220/24.5	18-52	.346	9-32	.281	9-15	.600	16	21	37	4.1	18-1	5	8	2	4	54	6.0			
TOTAL FOR TTU		9-9	220/24.5	18-52	.346	9-32	.281	9-15	.600	16	21	37	4.1	18-1	5	8	2	4	54	6.0			
TOTAL		102-68	2817/27.6	353-797	.443	153-378	.405	95-138	.688	172	286	458	4.5	147-3	127	84	34	67	954	9.4			

Single Game Highs

Statistic	Value
Points	35 at Gonzaga 01/18/25
Rebounds	11 at Presbyterian 01/07/23
Assists	5 at Portland 02/06/25, vs High Point 01/11/23
Steals	5 vs Fresno St. 12/07/24
Blocks	2 vs Washington St. 12/16/23, vs South Dakota 12/21/24, vs Toccoa Falls 11/07/22
FG Made	13 at Gonzaga 01/18/25
FG Attempts	21 at Gonzaga 01/18/25
3FG Made	7 at Gonzaga 01/18/25
3FG Attempts	12 at Gonzaga 01/18/25
FT Made	5 vs USC Upstate 12/31/22, vs Washington St. 12/16/23
FT Attempts	6 vs Washington St. 12/16/23

CAREER DOUBLE-DOUBLES: 2

SEASON HIGHS: 13 points vs. Wake Forest and Milwaukee; 8 rebounds vs. Lindenwood

Opponent	Date	GS	MIN	Total		3-Pointers		Free throws		Rebounds											
				FG-FGA	PCT	3FG-3FGA	PCT	FT-FTA	PCT	OFF	DEF	TOT	AVG	PF	A	TO	BLK	STL	PTS	AVG	
Lindenwood	11/04/2025	*	26:30	3-12	.250	1-7	.143	0-0	.000	3	5	8	8.0	4	0	3	1	0	7	7.0	
Sam Houston	11/07/2025	*	28:15	4-5	.800	2-2	1.000	2-5	.400	3	4	7	7.5	1	1	0	0	2	12	9.5	
at Illinois	11/11/2025	*	25:55	1-4	.250	1-3	.333	0-0	.000	0	0	0	5.0	5	1	0	0	0	3	7.3	
Milwaukee	11/14/2025	*	31:27	5-10	.500	1-3	.333	2-2	1.000	2	2	4	4.8	3	1	0	0	0	13	8.8	
vs Wake Forest	11/20/2025	*	33:29	3-10	.300	3-8	.375	4-4	1.000	4	3	7	5.2	2	1	4	1	2	13	9.6	
vs Purdue	11/21/2025	*	15:42	0-2	.000	0-2	.000	0-0	.000	0	1	1	4.5	0	0	0	0	0	0	8.0	
New Orleans	11/26/2025	*	17:50	0-1	.000	0-1	.000	0-0	.000	2	4	6	4.7	2	1	1	0	0	0	6.9	
Wyoming	11/30/2025	*	23:22	1-6	.167	0-4	.000	1-3	.333	1	0	1	4.3	0	0	0	0	0	3	6.4	
vs LSU	12/07/2025	*	17:59	1-2	.500	1-2	.500	0-1	.000	1	2	3	4.1	1	0	0	0	0	3	6.0	
Totals		9	220:28	18-52	.346	9-32	.281	9-15	.600	16	21	37	4.1	18	5	8	2	4	54	6.0	

Player Averages

Games Played	Minutes/ game	Points/ game	FG Pct	3FG Pct	FT Pct	Rebounds/ game	Assists/ game	Turnovers/ game	Assist/Turnover ratio	Steals/ game	Blocks/ game
9	24.5	6.0	34.6	28.1	60.0	4.1	0.6	0.9	0.6	0.4	0.2



2 JAZZ HENDERSON REDSHIRT FRESHMAN | GUARD | DALLAS, TEXAS  
CAREER STATS

				Field Goals		3-Point		F-Throws		Rebounds										Scoring	
SEASON	TEAM	GP-GS	MIN/AVG	FG-FGA	FG%	3FG-3FGA	3FG%	FT-FTA	FT%	OFF	DEF	TOT	AVG	PF-FO	A	TO	BLK	STL	PTS	AVG	
2025-26	TTU	2-0	9/4.3	1-1	1.000	0-0	.000	0-0	.000	1	2	3	1.5	2-0	0	2	0	0	2	1.0	
TOTAL		2-0	9/4.3	1-1	1.000	0-0	.000	0-0	.000	1	2	3	1.5	2-0	0	2	0	0	2	1.0	

Single Game Highs

Statistic	Value
Points	2 vs Lindenwood 11/04/25
Rebounds	2 vs Sam Houston 11/07/25
FG Made	1 vs Lindenwood 11/04/25
FG Attempts	1 vs Lindenwood 11/04/25

SEASON HIGHS: 2 points vs. Lindenwood

			Total			3-Pointers		Free throws		Rebounds										
Opponent	Date	GS	MIN	FG-FGA	PCT	3FG-3FGA	PCT	FT-FTA	PCT	OFF	DEF	TOT	AVG	PF	A	TO	BLK	STL	PTS	AVG
Lindenwood	11/04/2025		07:05	1-1	1.000	0-0	.000	0-0	.000	0	1	1	1.0	2	0	0	0	0	2	2.0
Sam Houston	11/07/2025		01:33	0-0	.000	0-0	.000	0-0	.000	1	1	2	1.5	0	0	2	0	0	0	1.0
Totals			0 08:38	1-1	1.000	0-0	.000	0-0	.000	1	2	3	1.5	2	0	2	0	0	2	1.0

Player Averages

Games Played	Minutes/ game	Points/ game	FG Pct	3FG Pct	FT Pct	Rebounds/ game	Assists/ game	Turnovers/ game	Assist/Turnover ratio	Steals/ game	Blocks/ game
2	4.3	1.0	100.0	0.0	0.0	1.5	0.0	1.0	0.0	0.0	0.0





3

LEJUAN WATTS

REDSHIRT JUNIOR | FORWARD | FRESNO, CALIFORNIA

CAREER STATS

				Field Goals		3-Point		F-Throws		Rebounds											Scoring	
SEASON	TEAM	GP-GS	MIN/AVG	FG-FGA	FG%	3FG-3FGA	3FG%	FT-FTA	FT%	OFF	DEF	TOT	AVG	PF-FO	A	TO	BLK	STL	PTS	AVG		
2023-24	EWU	32-0	721/22.5	123-201	.612	15-37	.405	41-57	.719	42	115	157	4.9	71-4	54	44	12	29	302	9.4		
2024-25	WSU	34-34	1073/31.6	167-304	.549	27-64	.422	105-143	.734	53	175	228	6.7	83-2	149	111	17	36	466	13.7		
2025-26	TTU	8-3	208/26.0	29-67	.433	6-17	.353	32-39	.821	18	31	49	6.1	15-0	17	17	3	3	96	12.0		
TOTAL FOR TTU		8-3	208/26.0	29-67	.433	6-17	.353	32-39	.821	18	31	49	6.1	15-0	17	17	3	3	96	12.0		
TOTAL		74-37	2003/27.1	319-572	.558	48-118	.407	178-239	.745	113	321	434	5.9	169-6	220	172	32	68	864	11.7		

Single Game Highs

Statistic	Value	
Points	24	vs San Francisco 01/04/25
Rebounds	14	vs Idaho 11/11/24
Assists	10	at Santa Clara 01/23/25
Steals	4	vs Saint Mary's (CA) 01/25/25, vs San Francisco 03/09/25
Blocks	2	5 times
FG Made	9	vs San Francisco 03/09/25
FG Attempts	16	at Saint Mary's (CA) 02/15/25
3FG Made	3	vs Gonzaga 02/19/25, at Santa Clara 01/23/25, at Portland 12/28/24
3FG Attempts	6	at Gonzaga 01/11/25
FT Made	11	vs San Francisco 01/04/25
FT Attempts	13	vs San Francisco 01/04/25

SEASON HIGHS: 21 points at No. 14 Illinois; 10 rebounds vs. LSU; 6 assists vs. Wake Forest      DOUBLE-DOUBLES: 1

Opponent	Date	GS	MIN	Total		3-Pointers		Free throws		Rebounds				PF	A	TO	BLK	STL	PTS	AVG
				FG-FGA	PCT	3FG-3FGA	PCT	FT-FTA	PCT	OFF	DEF	TOT	AVG							
Sam Houston	11/07/2025		24:53	3-5	.600	0-1	.000	5-8	.625	2	4	6	6.0	3	1	1	0	0	11	11.0
at Illinois	11/11/2025	*	29:39	8-10	.800	2-2	1.000	3-3	1.000	1	3	4	5.0	3	2	3	0	0	21	16.0
Milwaukee	11/14/2025	*	31:19	4-9	.444	0-1	.000	2-2	1.000	4	5	9	6.3	1	2	2	1	0	10	14.0
vs Wake Forest	11/20/2025	*	31:37	1-9	.111	0-4	.000	6-7	.857	2	4	6	6.3	2	6	3	0	1	8	12.5
vs Purdue	11/21/2025		13:00	0-0	.000	0-0	.000	0-0	.000	1	1	2	5.4	3	1	1	0	1	0	10.0
New Orleans	11/26/2025		23:20	2-11	.182	1-3	.333	7-10	.700	2	6	8	5.8	0	2	3	0	0	12	10.3
Wyoming	11/30/2025		28:45	6-12	.500	2-4	.500	5-5	1.000	1	3	4	5.6	0	3	2	1	0	19	11.6
vs LSU	12/07/2025		25:22	5-11	.455	1-2	.500	4-4	1.000	5	5	10	6.1	3	0	2	1	1	15	12.0
Totals		3	207:55	29-67	.433	6-17	.353	32-39	.821	18	31	49	6.1	15	17	17	3	3	96	12.0

Player Averages

Games Played	Minutes/ game	Points/ game	FG Pct	3FG Pct	FT Pct	Rebounds/ game	Assists/ game	Turnovers/ game	Assist/Turnover ratio	Steals/ game	Blocks/ game
8	26.0	12.0	43.3	35.3	82.1	6.1	2.1	2.1	1.0	0.4	0.4



AWARDS

PRESEASON

Big 12 Newcomer of the Year  
Julius Erving Award Watch List



4

**CHRISTIAN ANDERSON** SOPHOMORE | GUARD | ATLANTA, GEORGIA**CAREER STATS**

			Field Goals		3-Point		F-Throws		Rebounds								Scoring			
SEASON	TEAM	GP-GS	MIN/AVG	FG-FGA	FG%	3FG-3FGA	3FG%	FT-FTA	FT%	OFF	DEF	TOT	AVG	PF-FO	A	TO	BLK	STL	PTS	AVG
2024-25	TTU	35-7	1070/30.6	118-275	.429	71-187	.380	65-81	.802	19	86	105	3.0	79-2	77	36	3	41	372	10.6
2025-26	TTU	9-9	340/37.8	56-121	.463	28-65	.431	32-42	.762	6	24	30	3.3	15-0	65	26	0	18	172	19.1
TOTAL		44-16	1410/32.0	174-396	.439	99-252	.393	97-123	.789	25	110	135	3.1	94-2	142	62	3	59	544	12.4

**CAREER DOUBLE-DOUBLES: 2****Single Game Highs**

Statistic	Value
Points	34 vs Lindenwood 11/04/25
Rebounds	8 vs Houston 02/24/25
Assists	11 vs Lindenwood 11/04/25, at Illinois 11/11/25
Steals	4 vs Lamar University 12/21/24, vs Lindenwood 11/04/25
Blocks	1 at Utah 01/04/25, at TCU 02/18/25, vs UNCW 03/20/25
FG Made	11 vs Lindenwood 11/04/25
FG Attempts	23 vs Lindenwood 11/04/25
3FG Made	6 vs New Orleans 11/26/25
3FG Attempts	10 at Kansas 03/01/25, vs Purdue 11/21/25
FT Made	9 vs Lindenwood 11/04/25
FT Attempts	11 vs Attenwood 11/04/25

**SEASON HIGHS: 34 points vs. Lindenwood; 11 assists vs. Lindenwood and Illinois****DOUBLE-DOUBLES: 2**

Opponent	Date	GS	MIN	Total		3-Pointers		Free throws		Rebounds				PF	A	TO	BLK	STL	PTS	AVG	
				FG-FGA	PCT	3FG-3FGA	PCT	FT-FTA	PCT	OFF	DEF	TOT	AVG								
Lindenwood	11/04/2025	*	37:19	11-23	.478	3-7	.429	9-11	.818	4	3	7	7.0	1	11	1	0	4	34	34.0	
Sam Houston	11/07/2025	*	35:11	4-8	.500	3-4	.750	7-8	.875	0	2	2	4.5	2	7	2	0	3	18	26.0	
at Illinois	11/11/2025	*	38:40	4-12	.333	0-6	.000	0-0	.000	0	3	3	4.0	0	11	3	0	2	8	20.0	
Milwaukee	11/14/2025	*	38:46	5-13	.385	4-9	.444	4-4	1.000	1	4	5	4.3	1	7	2	0	2	18	19.5	
vs Wake Forest	11/20/2025	*	38:50	6-13	.462	3-8	.375	1-2	.500	1	2	3	4.0	3	8	4	0	1	16	18.8	
vs Purdue	11/21/2025	*	36:36	5-15	.333	3-10	.300	0-0	.000	0	2	2	3.7	2	1	3	0	1	13	17.8	
New Orleans	11/26/2025	*	37:08	8-13	.615	6-9	.667	1-2	.500	0	0	0	3.1	2	5	5	0	3	23	18.6	
Wyoming	11/30/2025	*	40:00	4-8	.500	1-3	.333	6-8	.750	0	3	3	3.1	3	5	2	0	0	15	18.1	
vs LSU	12/07/2025	*	37:27	9-16	.563	5-9	.556	4-7	.571	0	5	5	3.3	1	10	4	0	2	27	19.1	
Totals			9	339:57	56-121	.463	28-65	.431	32-42	.762	6	24	30	3.3	15	65	26	0	18	172	19.1

**Player Averages**

Games Played	Minutes/game	Points/game	FG Pct	3FG Pct	FT Pct	Rebounds/game	Assists/game	Turnovers/game	Assist/Turnover ratio	Steals/game	Blocks/game
9	37.8	19.1	46.3	43.1	76.2	3.3	7.2	2.9	2.5	2.0	0.0

**2024-25 SEASON STATS**

Opponent	Date	GS	MIN	Total		3-Pointers		Free throws		Rebounds				PF	A	TO	BLK	STL	PTS	AVG	
				FG-FGA	PCT	3FG-3FGA	PCT	FT-FTA	PCT	OFF	DEF	TOT	AVG								
Wyoming	11/13/2024		25:28	4-7	.571	1-4	.250	0-0	.000	0	3	3	3.0	1	4	0	0	3	9	9.0	
Ark.-Pine Bluff	11/18/2024		28:44	2-4	.500	2-4	.500	2-2	1.000	0	1	1	2.0	1	4	2	0	3	8	8.5	
vs Saint Joseph's	11/21/2024		23:15	2-6	.333	1-4	.250	0-0	.000	0	3	3	2.3	3	4	0	0	0	5	7.3	
vs Syracuse	11/22/2024		21:03	2-5	.400	2-5	.400	1-2	.500	0	1	1	2.0	2	1	0	0	0	7	7.3	
Northern Colo.	11/29/2024		22:12	4-6	.667	4-6	.667	0-0	.000	0	1	1	1.8	0	4	2	0	1	12	8.2	
DePaul	12/04/2024		29:33	3-9	.333	1-5	.200	2-2	1.000	0	2	2	1.8	1	0	0	0	1	9	8.3	
vs Texas A&M	12/08/2024		21:02	0-3	.000	0-2	.000	0-0	.000	0	2	2	1.9	3	3	1	0	1	0	7.1	
Oral Roberts	12/16/2024		28:56	4-10	.400	3-8	.375	0-0	.000	0	4	4	2.1	1	1	2	0	1	11	7.6	
Lamar University	12/21/2024		34:19	8-10	.800	2-4	.500	2-2	1.000	1	4	5	2.4	1	2	0	0	4	20	9.0	
UCF	12/31/2024		23:25	1-3	.333	0-1	.000	0-0	.000	0	2	2	2.4	5	5	1	0	0	2	8.3	
at Utah	01/04/2025		27:01	4-5	.800	3-4	.750	2-3	.667	0	1	1	2.3	2	0	2	1	1	13	8.7	
at BYU	01/07/2025		20:24	1-7	.143	0-5	.000	0-0	.000	0	1	1	2.2	3	2	2	0	2	2	8.2	
Iowa St.	01/11/2025		37:49	6-11	.545	4-4	1.000	2-2	1.000	1	2	3	2.2	2	2	3	0	2	18	8.9	
at Kansas St.	01/14/2025		29:04	3-7	.429	1-3	.333	1-2	.500	1	5	6	2.5	0	2	0	0	2	8	8.9	
Arizona	01/18/2025		33:57	3-9	.333	2-4	.500	2-2	1.000	0	3	3	2.5	2	0	2	0	1	10	8.9	
at Cincinnati	01/21/2025		35:03	5-9	.556	4-7	.571	4-5	.800	0	5	5	2.7	3	3	0	0	3	18	9.5	
Oklahoma St.	01/26/2025		33:02	2-4	.500	1-3	.333	4-6	.667	0	3	3	2.7	2	1	1	0	0	9	9.5	
TCU	01/29/2025		24:30	3-8	.375	2-7	.286	0-1	.000	0	0	0	2.6	2	2	1	0	0	8	9.4	
at Houston	02/01/2025		34:10	2-8	.250	1-6	.167	5-7	.714	1	1	2	2.5	4	0	0	0	1	10	9.4	
Baylor	02/04/2025		19:42	1-4	.250	1-3	.333	0-0	.000	0	3	3	2.6	3	2	1	0	3	3	9.1	
at Arizona	02/08/2025		33:18	5-9	.556	3-6	.500	4-4	1.000	0	3	3	2.6	3	2	1	0	1	17	9.5	
Arizona St.	02/12/2025		37:30	3-7	.429	2-6	.333	2-4	.500	1	2	3	2.6	3	5	2	0	3	10	9.5	
at Oklahoma St.	02/15/2025		27:16	5-9	.556	4-8	.500	2-2	1.000	2	2	4	2.7	2	2	2	0	2	16	9.8	
at TCU	02/18/2025		29:02	2-7	.286	1-3	.333	0-0	.000	0	6	6	2.8	5	1	4	1	0	5	9.6	
West Virginia	02/22/2025	*	38:22	7-13	.538	5-8	.625	2-2	1.000	1	3	4	2.8	0	4	3	0	0	21	10.0	
Houston	02/24/2025	*	40:00	2-11	.182	0-6	.000	6-7	.857	3	5	8	3.0	4	0	2	0	1	10	10.0	
at Kansas	03/01/2025		31:51	5-11	.455	5-10	.500	0-0	.000	0	4	4	3.1	2	6	0	0	2	15	10.2	
Colorado	03/05/2025		27:48	4-11	.364	3-7	.429	1-1	1.000	1	1	2	3.0	2	4	0	0	2	12	10.3	
at Arizona St.	03/08/2025		31:47	5-10	.500	4-8	.500	7-7	1.000	0	3	3	3.0	3	0	0	0	1	21	10.7	
vs Baylor	03/13/2025		29:24	2-5	.400	2-5	.400	0-2	.000	2	0	2	3.0	2	1	0	0	0	6	10.5	
vs Arizona	03/14/2025	*	40:00	6-12	.500	2-6	.333	5-6	.833	0	2	2	3.0	3	2	1	0	0	19	10.8	
vs UNCW	03/20/2025	*	37:32	2-9	.222	1-8	.125	2-3	.667	0	2	2	2.9	2	3	0	1	0	7	10.7	
vs Drake	03/22/2025	*	37:16	2-9	.222	1-6	.167	0-0	.000	0	3	3	2.9	1	1	1	0	0	5	10.5	
vs Arkansas	03/27/2025	*	44:07	7-14	.500	3-9	.333	5-5	1.000	2	2	4	3.0	4	3	0	0	0	22	10.8	
vs Florida	03/29/2025	*	31:57	1-3	.333	0-2	.000	2-2	1.000	3	1	4	3.0	2	1	0	0	0	4	10.6	
Totals			7	1069:49	118-275	.429	71-187	.380	65-81	.802	19	86	105	3.0	79	77	36	3	41	372	10.6

**SOPHOMORE AWARDS****PRESEASON**

Big 12 Player of the Week (11/10/25)

Big 12 Starting Five (11/10/25)

Big 12 Starting Five (12/8/25)

All-Big 12 Preseason Team

Bob Cousy Award Watch List

**FRESHMAN SEASON**

All-Big 12 Freshman Team





5

JOSIAH MOSELEY

SOPHOMORE | FORWARD | ROUND ROCK, TEXAS

CAREER STATS

				Field Goals		3-Point		F-Throws		Rebounds								Scoring		
SEASON	TEAM	GP-GS	MIN/AVG	FG-FGA	FG%	3FG-3FGA	3FG%	FT-FTA	FT%	OFF	DEF	TOT	AVG	PF-FO	A	TO	BLK	STL	PTS	AVG
2024-25	VU	30-0	309/10.3	23-40	.575	0-3	.000	12-18	.667	30	38	68	2.3	29-0	4	8	4	2	58	1.9
TOTAL FOR TTU		0-0	0/0.0	0-0	.000	0-0	.000	0-0	.000	0	0	0	0.0	0-0	0	0	0	0	0	0.0
TOTAL		30-0	309/10.3	23-40	.575	0-3	.000	12-18	.667	30	38	68	2.3	29-0	4	8	4	2	58	1.9

Single Game Highs

Statistic	Value	
Points	10	vs Lafayette 11/04/24
Rebounds	7	vs Temple 12/07/24
Assists	1	4 times
Steals	1	vs FDU 12/11/24, vs Colorado 04/01/25
Blocks	2	vs NJIT 11/08/24
FG Made	5	vs Lafayette 11/04/24
FG Attempts	5	vs Lafayette 11/04/24, vs Penn 11/19/24
3FG Attempts	1	vs Rider 11/27/24, vs Maryland 11/24/24, vs Penn 11/19/24
FT Made	5	vs FDU 12/11/24
FT Attempts	5	vs FDU 12/11/24



6

LEON HORNER

SOPHOMORE | GUARD | DALLAS, TEXAS

CAREER STATS

				Field Goals		3-Point		F-Throws		Rebounds								Scoring		
SEASON	TEAM	GP-GS	MIN/AVG	FG-FGA	FG%	3FG-3FGA	3FG%	FT-FTA	FT%	OFF	DEF	TOT	AVG	PF-FO	A	TO	BLK	STL	PTS	AVG
2024-25	TTU	9-0	23/2.5	1-4	.250	0-1	.000	0-0	.000	2	3	5	0.6	2-0	0	1	1	1	2	0.2
2025-26	TTU	6-0	67/11.1	9-19	.474	2-3	.667	1-2	.500	6	11	17	2.8	7-0	3	3	2	5	21	3.5
TOTAL		15-0	89/5.9	10-23	.435	2-4	.500	1-2	.500	8	14	22	1.5	9-0	3	4	3	6	23	1.5

Single Game Highs

Statistic	Value	
Points	10	vs Lindenwood 11/04/25
Rebounds	5	vs Purdue 11/21/25
Assists	3	vs New Orleans 11/26/25
Steals	2	vs New Orleans 11/26/25
Blocks	1	vs Arizona 03/14/25, vs Wyoming 11/30/25, vs Purdue 11/21/25
FG Made	4	vs Lindenwood 11/04/25
FG Attempts	6	vs Lindenwood 11/04/25, vs Purdue 11/21/25
3FG Made	2	vs Lindenwood 11/04/25
3FG Attempts	3	vs Lindenwood 11/04/25
FT Made	1	vs Purdue 11/21/25
FT Attempts	2	vs Purdue 11/21/25

SEASON HIGHS: 10 points vs. Lindenwood; 5 rebounds vs. Purdue

Opponent	Date	GS	MIN	Total		3-Pointers		Free throws		Rebounds											
				FG-FGA	PCT	3FG-3FGA	PCT	FT-FTA	PCT	OFF	DEF	TOT	AVG	PF	A	TO	BLK	STL	PTS	AVG	
Lindenwood	11/04/2025		12:21	4-6	.667	2-3	.667	0-0	.000	0	3	3	3.0	0	0	0	0	1	10	10.0	
vs Wake Forest	11/20/2025		02:11	0-1	.000	0-0	.000	0-0	.000	0	0	0	1.5	0	0	0	0	1	0	5.0	
vs Purdue	11/21/2025		10:35	2-6	.333	0-0	.000	1-2	.500	2	3	5	2.7	0	0	0	1	1	5	5.0	
New Orleans	11/26/2025		15:56	1-2	.500	0-0	.000	0-0	.000	1	1	2	2.5	1	3	1	0	2	2	4.3	
Wyoming	11/30/2025		17:58	2-2	1.000	0-0	.000	0-0	.000	1	3	4	2.8	4	0	1	1	0	4	4.2	
vs LSU	12/07/2025		07:30	0-2	.000	0-0	.000	0-0	.000	2	1	3	2.8	2	0	1	0	0	0	3.5	
Totals		0	66:31	9-19	.474	2-3	.667	1-2	.500	6	11	17	2.8	7	3	3	2	5	21	3.5	

Player Averages

Games Played	Minutes/ game	Points/ game	FG Pct	3FG Pct	FT Pct	Rebounds/ game	Assists/ game	Turnovers/ game	Assist/Turnover ratio	Steals/ game	Blocks/ game
6	11.1	3.5	47.4	66.7	50.0	2.8	0.5	0.5	1.0	0.8	0.3





8

NOLAN GROVES

FRESHMAN | GUARD | LONG LAKE, MINNESOTA

CAREER STATS

				Field Goals		3-Point		F-Throws		Rebounds									Scoring	
SEASON	TEAM	GP-GS	MIN/AVG	FG-FGA	FG%	3FG-3FGA	3FG%	FT-FTA	FT%	OFF	DEF	TOT	AVG	PF-FO	A	TO	BLK	STL	PTS	AVG
2025-26	TTU	9-2	70/7.8	5-18	.278	4-14	.286	4-8	.500	6	10	16	1.8	9-0	5	0	0	3	18	2.0
TOTAL		9-2	70/7.8	5-18	.278	4-14	.286	4-8	.500	6	10	16	1.8	9-0	5	0	0	3	18	2.0

Single Game Highs

Statistic	Value	
Points	7	vs Lindenwood 11/04/25, vs Sam Houston 11/07/25
Rebounds	16	vs Lindenwood 11/04/25
Assists	3	vs Lindenwood 11/04/25
Steals	2	vs Lindenwood 11/04/25
FG Made	2	vs Lindenwood 11/04/25, vs Sam Houston 11/07/25
FG Attempts	8	vs Lindenwood 11/04/25
3FG Made	2	vs Lindenwood 11/04/25
3FG Attempts	5	vs Lindenwood 11/04/25
FT Made	2	vs Sam Houston 11/07/25
FT Attempts	4	vs Lindenwood 11/04/25

SEASON HIGHS: 7 points vs. Lindenwood and Sam Houston; 16 rebounds vs. Lindenwood

Opponent	Date	GS	MIN	Total		3-Pointers		Free throws		Rebounds				PF	A	TO	BLK	STL	PTS	AVG
				FG-FGA	PCT	3FG-3FGA	PCT	FT-FTA	PCT	OFF	DEF	TOT	AVG							
Lindenwood	11/04/2025	*	27:04	2-8	.250	2-5	.400	1-4	.250	6	10	16	16.0	4	3	0	0	2	7	7.0
Sam Houston	11/07/2025	*	15:36	2-3	.667	1-2	.500	2-2	1.000	0	0	0	8.0	3	1	0	0	0	7	7.0
at Illinois	11/11/2025		09:33	0-3	.000	0-3	.000	0-0	.000	0	0	0	5.3	1	0	0	0	0	0	4.7
Milwaukee	11/14/2025		03:50	0-1	.000	0-1	.000	0-0	.000	0	0	0	4.0	0	1	0	0	0	0	3.5
vs Wake Forest	11/20/2025		01:26	0-0	.000	0-0	.000	0-0	.000	0	0	0	3.2	0	0	0	0	0	0	2.8
vs Purdue	11/21/2025		09:10	1-2	.500	1-2	.500	1-2	.500	0	0	0	2.7	1	0	0	0	1	4	3.0
New Orleans	11/26/2025		02:52	0-1	.000	0-1	.000	0-0	.000	0	0	0	2.3	0	0	0	0	0	0	2.6
Wyoming	11/30/2025		00:29	0-0	.000	0-0	.000	0-0	.000	0	0	0	2.0	0	0	0	0	0	0	2.3
vs LSU	12/07/2025		00:27	0-0	.000	0-0	.000	0-0	.000	0	0	0	1.8	0	0	0	0	0	0	2.0
Totals		2	70:27	5-18	.278	4-14	.286	4-8	.500	6	10	16	1.8	9	5	0	0	3	18	2.0

Player Averages

Games Played	Minutes/ game	Points/ game	FG Pct	3FG Pct	FT Pct	Rebounds/ game	Assists/ game	Turnovers/ game	Assist/Turnover ratio	Steals/ game	Blocks/ game
9	7.8	2.0	27.8	28.6	50.0	1.8	0.6	0.0	5.0	0.3	0.0





9

LUKE BAMGBOYE (BAM-BOY-YEA) SOPHOMORE | FORWARD | LONDON, UNITED KINGDOM

CAREER STATS

				Field Goals		3-Point		F-Throws		Rebounds								Scoring		
SEASON	TEAM	GP-GS	MIN/AVG	FG-FGA	FG%	3FG-3FGA	3FG%	FT-FTA	FT%	OFF	DEF	TOT	AVG	PF-FO	A	TO	BLK	STL	PTS	AVG
2024-25	VCU	35-24	589/16.8	58-97	.598	0-1	.000	18-37	.486	59	57	116	3.3	71-1	16	25	75	19	134	3.8
2025-26	TTU	6-4	106/17.7	8-21	.381	0-1	.000	19-25	.760	10	12	22	3.7	11-0	6	4	12	4	35	5.8
TOTAL FOR TTU		6-4	106/17.7	8-21	.381	0-1	.000	19-25	.760	10	12	22	3.7	11-0	6	4	12	4	35	5.8
TOTAL		41-28	696/17.0	66-118	.559	0-2	.000	37-62	.597	69	69	138	3.4	82-1	22	29	87	23	169	4.1

Single Game Highs

Statistic	Value	
Points	17	vs Davidson 02/28/25
Rebounds	9	at Rhode Island 01/21/25
Assists	4	vs New Orleans 11/26/25
Steals	4	at Rhode Island 01/21/25
Blocks	7	vs Massachusetts 02/19/25
FG Made	7	vs Davidson 02/28/25
FG Attempts	8	vs Davidson 02/28/25
3FG Attempts	1	vs Elizabeth City St. 11/29/24, vs LSU 12/07/25
FT Made	7	vs New Orleans 11/26/25
FT Attempts	10	vs New Orleans 11/26/25

SEASON HIGHS: 13 points vs. New Orleans; 4 blocks vs. Milwaukee & New Orleans; 6 rebounds vs. Wake Forest

Opponent	Date	GS	MIN	Total		3-Pointers		Free throws		Rebounds											
				FG-FGA	PCT	3FG-3FGA	PCT	FT-FTA	PCT	OFF	DEF	TOT	AVG	PF	A	TO	BLK	STL	PTS	AVG	
Milwaukee	11/14/2025		13:06	1-2	.500	0-0	.000	2-3	.667	1	0	1	1.0	1	0	1	4	1	4	4.0	
vs Wake Forest	11/20/2025		12:43	2-4	.500	0-0	.000	2-3	.667	3	3	6	3.5	2	0	0	1	0	6	5.0	
vs Purdue	11/21/2025	*	17:21	1-3	.333	0-0	.000	3-3	1.000	1	1	2	3.0	1	0	0	1	0	5	5.0	
New Orleans	11/26/2025	*	26:08	3-5	.600	0-0	.000	7-10	.700	2	3	5	3.5	2	4	0	4	1	13	7.0	
Wyoming	11/30/2025	*	15:03	0-3	.000	0-0	.000	1-2	.500	3	2	5	3.8	2	1	2	2	1	1	5.8	
vs LSU	12/07/2025	*	21:49	1-4	.250	0-1	.000	4-4	1.000	0	3	3	3.7	3	1	1	0	1	6	5.8	
Totals			4	106:10	8-21	.381	0-1	.000	19-25	.760	10	12	22	3.7	11	6	4	12	4	35	5.8

Player Averages

Games Played	Minutes/game	Points/game	FG Pct	3FG Pct	FT Pct	Rebounds/game	Assists/game	Turnovers/game	Assist/Turnover ratio	Steals/game	Blocks/game
6	17.7	5.8	38.1	0.0	76.0	3.7	1.0	0.7	1.5	0.7	2.0



AWARDS

FRESHMAN SEASON AT VCU

Atlantic 10 All-Defensive Team  
Atlantic 10 All-Rookie Team



# 10 JACK FRANCIS SENIOR | GUARD | AUSTIN, TEXAS

## CAREER STATS

				Field Goals		3-Point		F-Throws		Rebounds										Scoring	
SEASON	TEAM	GP-GS	MIN/AVG	FG-FGA	FG%	3FG-3FGA	3FG%	FT-FTA	FT%	OFF	DEF	TOT	AVG	PF-FO	A	TO	BLK	STL	PTS	AVG	
2023-24	TTU	5-0	7/1.4	0-1	.000	0-0	.000	2-2	1.000	2	3	5	1.0	0-0	1	0	0	0	2	0.4	
2024-25	TTU	11-0	21/1.9	1-3	.333	0-2	.000	0-0	.000	3	2	5	0.5	3-0	0	2	0	0	2	0.2	
2025-26	TTU	5-0	5/1.1	0-1	.000	0-1	.000	0-2	.000	1	1	2	0.4	0-0	0	0	0	0	0	0.0	
TOTAL		21-0	34/1.6	1-5	.200	0-3	.000	2-4	.500	6	6	12	0.6	3-0	1	2	0	0	4	0.2	

## Single Game Highs

Statistic	Value	
Points	2	vs Sam Houston 12/28/23, vs Oral Roberts 12/16/24
Rebounds	2	vs Kansas 02/12/24, at Oklahoma St. 03/05/24, at Oklahoma St. 02/15/25
Assists	1	vs Kansas 02/12/24
FG Made	1	vs Oral Roberts 12/16/24
FG Attempts	1	5 times
3FG Attempts	1	at Oklahoma St. 02/15/25, at Arizona St. 03/08/25, vs Lindenwood 11/04/25
FT Made	2	vs Sam Houston 12/28/23
FT Attempts	2	vs Sam Houston 12/28/23, vs Sam Houston 11/07/25

## SEASON STATS

			Total		3-Pointers		Free throws		Rebounds											
Opponent	Date	GS	MIN	FG-FGA	PCT	3FG-3FGA	PCT	FT-FTA	PCT	OFF	DEF	TOT	AVG	PF	A	TO	BLK	STL	PTS	AVG
Lindenwood	11/04/2025		02:41	0-1	.000	0-1	.000	0-0	.000	0	1	1	1.0	0	0	0	0	0	0	0.0
Sam Houston	11/07/2025		01:33	0-0	.000	0-0	.000	0-2	.000	1	0	1	1.0	0	0	0	0	0	0	0.0
vs Purdue	11/21/2025		00:46	0-0	.000	0-0	.000	0-0	.000	0	0	0	0.7	0	0	0	0	0	0	0.0
New Orleans	11/26/2025		00:11	0-0	.000	0-0	.000	0-0	.000	0	0	0	0.5	0	0	0	0	0	0	0.0
vs LSU	12/07/2025		00:17	0-0	.000	0-0	.000	0-0	.000	0	0	0	0.4	0	0	0	0	0	0	0.0
<b>Totals</b>		<b>0</b>	<b>05:28</b>	<b>0-1</b>	<b>.000</b>	<b>0-1</b>	<b>.000</b>	<b>0-2</b>	<b>.000</b>	<b>1</b>	<b>1</b>	<b>2</b>	<b>0.4</b>	<b>0</b>	<b>0</b>	<b>0</b>	<b>0</b>	<b>0</b>	<b>0</b>	<b>0.0</b>



# 11 JAYLEN PETTY FRESHMAN | GUARD | SEATTLE, WASHINGTON

## CAREER STATS

				Field Goals		3-Point		F-Throws		Rebounds										Scoring	
SEASON	TEAM	GP-GS	MIN/AVG	FG-FGA	FG%	3FG-3FGA	3FG%	FT-FTA	FT%	OFF	DEF	TOT	AVG	PF-FO	A	TO	BLK	STL	PTS	AVG	
2025-26	TTU	8-0	198/24.7	17-58	.293	13-41	.317	5-5	1.000	4	20	24	3.0	17-0	18	6	1	6	52	6.5	
TOTAL		8-0	198/24.7	17-58	.293	13-41	.317	5-5	1.000	4	20	24	3.0	17-0	18	6	1	6	52	6.5	

## Single Game Highs

Statistic	Value	
Points	11	vs Milwaukee 11/14/25, vs Wake Forest 11/20/25, vs LSU 12/07/25
Rebounds	8	vs Lindenwood 11/04/25
Assists	5	vs Lindenwood 11/04/25
Steals	3	vs Milwaukee 11/14/25
Blocks	1	vs New Orleans 11/26/25
FG Made	4	vs LSU 12/07/25
FG Attempts	13	vs Lindenwood 11/04/25
3FG Made	3	vs Milwaukee 11/14/25, vs Wake Forest 11/20/25, vs LSU 12/07/25
3FG Attempts	8	vs Lindenwood 11/04/25, vs Purdue 11/21/25
FT Made	2	vs Milwaukee 11/14/25, vs Wake Forest 11/20/25
FT Attempts	2	vs Milwaukee 11/14/25, vs Wake Forest 11/20/25

## SEASON HIGH: 11 points vs Milwaukee/Wake Forest/LSU; 5 assists vs Lindenwood; 8 rebounds vs Lindenwood

			Total		3-Pointers		Free throws		Rebounds											
Opponent	Date	GS	MIN	FG-FGA	PCT	3FG-3FGA	PCT	FT-FTA	PCT	OFF	DEF	TOT	AVG	PF	A	TO	BLK	STL	PTS	AVG
Lindenwood	11/04/2025		34:08	3-13	.231	2-8	.250	1-1	1.000	4	4	8	8.0	3	5	1	0	2	9	9.0
Sam Houston	11/07/2025		18:09	0-6	.000	0-5	.000	0-0	.000	0	1	1	4.5	2	0	1	0	0	0	4.5
at Illinois	11/11/2025		17:52	2-5	.400	1-2	.500	0-0	.000	0	0	0	3.0	4	2	0	0	1	5	4.7
Milwaukee	11/14/2025		14:50	3-8	.375	3-7	.429	2-2	1.000	0	2	2	2.8	1	2	0	0	3	11	6.3
vs Wake Forest	11/20/2025		28:50	3-6	.500	3-6	.500	2-2	1.000	0	5	5	3.2	1	3	1	0	0	11	7.2
vs Purdue	11/21/2025		34:29	2-10	.200	1-8	.125	0-0	.000	0	3	3	3.2	2	4	2	0	0	5	6.8
New Orleans	11/26/2025		23:17	0-4	.000	0-1	.000	0-0	.000	0	3	3	3.1	3	1	0	1	0	0	5.9
vs LSU	12/07/2025		26:18	4-6	.667	3-4	.750	0-0	.000	0	2	2	3.0	1	1	1	0	0	11	6.5
<b>Totals</b>		<b>0</b>	<b>197:53</b>	<b>17-58</b>	<b>.293</b>	<b>13-41</b>	<b>.317</b>	<b>5-5</b>	<b>1.000</b>	<b>4</b>	<b>20</b>	<b>24</b>	<b>3.0</b>	<b>17</b>	<b>18</b>	<b>6</b>	<b>1</b>	<b>6</b>	<b>52</b>	<b>6.5</b>

## Player Averages

Games Played	Minutes/game	Points/game	FG Pct	3FG Pct	FT Pct	Rebounds/game	Assists/game	Turnovers/game	Assist/Turnover ratio	Steals/game	Blocks/game
8	24.7	6.5	29.3	31.7	100.0	3.0	2.3	0.8	3.0	0.8	0.1





12

DONOVAN ATWELL SENIOR | GUARD | HUNTERSVILLE, NORTH CAROLINA

CAREER STATS

				Field Goals		3-Point		F-Throws		Rebounds								Scoring		
SEASON	TEAM	GP-GS	MIN/AVG	FG-FGA	FG%	3FG-3FGA	3FG%	FT-FTA	FT%	OFF	DEF	TOT	AVG	PF-FO	A	TO	BLK	STL	PTS	AVG
2022-23	UNCG	30-0	224/7.5	35-96	.365	26-84	.310	8-9	.889	14	9	23	0.8	13-0	9	8	1	7	104	3.5
2023-24	UNCG	32-32	935/29.2	117-279	.419	89-212	.420	36-38	.947	35	55	90	2.8	73-2	19	23	4	26	359	11.2
2024-25	UNCG	32-32	937/29.3	141-351	.402	96-241	.398	48-53	.906	34	75	109	3.4	75-1	27	40	5	19	426	13.3
2025-26	TTU	9-9	274/30.4	36-77	.468	31-71	.437	5-7	.714	6	22	28	3.1	21-1	5	3	0	12	108	12.0
TOTAL FOR TTU		9-9	274/30.4	36-77	.468	31-71	.437	5-7	.714	6	22	28	3.1	21-1	5	3	0	12	108	12.0
TOTAL		103-73	2370/23.0	329-803	.410	242-608	.398	97-107	.907	89	161	250	2.4	182-4	60	74	10	64	997	9.7

Single Game Highs

Statistic	Value	
Points	28	at Chattanooga 01/09/25
Rebounds	9	vs VMI 02/12/25
Assists	5	at Furman 02/04/24
Steals	3	at Arkansas 12/06/22
Blocks	2	vs ETSU 01/29/25
FG Made	10	at North Florida 12/14/24
FG Attempts	19	at North Florida 12/14/24
3FG Made	8	vs Kansas City 11/24/23, vs Eastern Ky. 12/07/23
3FG Attempts	15	vs Kansas City 11/24/23
FT Made	7	vs Western Caro. 02/21/24
FT Attempts	7	vs Western Caro. 02/21/24

SEASON HIGHS: 22 points vs. Lindenwood; 7 rebounds vs. Illinois; 6 made 3-pointers vs. Lindenwood and Sam

			Total		3-Pointers		Free throws		Rebounds											
Opponent	Date	GS	MIN	FG-FGA	PCT	3FG-3FGA	PCT	FT-FTA	PCT	OFF	DEF	TOT	AVG	PF	A	TO	BLK	STL	PTS	AVG
Lindenwood	11/04/2025	*	35:35	6-13	.462	6-13	.462	4-5	.800	3	1	4	4.0	2	1	1	0	2	22	22.0
Sam Houston	11/07/2025	*	34:56	6-11	.545	6-11	.545	1-2	.500	1	2	3	3.5	1	1	0	0	1	19	20.5
at Illinois	11/11/2025	*	33:57	1-4	.250	1-4	.250	0-0	.000	2	5	7	4.7	3	1	0	0	1	3	14.7
Milwaukee	11/14/2025	*	36:58	6-10	.600	5-9	.556	0-0	.000	0	2	2	4.0	0	0	0	0	1	17	15.3
vs Wake Forest	11/20/2025	*	17:25	3-6	.500	3-6	.500	0-0	.000	0	3	3	3.8	4	0	0	0	2	9	14.0
vs Purdue	11/21/2025	*	22:29	3-9	.333	3-9	.333	0-0	.000	0	1	1	3.3	1	0	0	0	1	9	13.2
New Orleans	11/26/2025	*	22:57	5-9	.556	3-7	.429	0-0	.000	0	0	0	2.9	5	1	0	0	1	13	13.1
Wyoming	11/30/2025	*	38:09	3-6	.500	1-4	.250	0-0	.000	0	4	4	3.0	2	1	0	0	2	7	12.4
vs LSU	12/07/2025	*	31:31	3-9	.333	3-8	.375	0-0	.000	0	4	4	3.1	3	0	2	0	1	9	12.0
Totals			9 273:57	36-77	.468	31-71	.437	5-7	.714	6	22	28	3.1	21	5	3	0	12	108	12.0

Player Averages

Games Played	Minutes/ game	Points/ game	FG Pct	3FG Pct	FT Pct	Rebounds/ game	Assists/ game	Turnovers/ game	Assist/Turnover ratio	Steals/ game	Blocks/ game
9	30.4	12.0	46.8	43.7	71.4	3.1	0.6	0.3	1.7	1.3	0.0





13

MARIAL AKUENTOK (A-QUEWN-TOOK) R-FRESHMAN | FORWARD | EDMONTON, CANADA

CAREER STATS

				Field Goals		3-Point		F-Throws		Rebounds										Scoring	
SEASON	TEAM	GP-GS	MIN/AVG	FG-FGA	FG%	3FG-3FGA	3FG%	FT-FTA	FT%	OFF	DEF	TOT	AVG	PF-FO	A	TO	BLK	STL	PTS	AVG	
2025-26	TTU	4-1	35/8.7	4-7	.571	1-1	1.000	0-2	.000	2	10	12	3.0	8-1	1	3	2	1	9	2.3	
TOTAL		4-1	35/8.7	4-7	.571	1-1	1.000	0-2	.000	2	10	12	3.0	8-1	1	3	2	1	9	2.3	

Single Game Highs

Statistic	Value
Points	7 vs Lindenwood 11/04/25
Rebounds	8 vs Lindenwood 11/04/25
Assists	1 vs Sam Houston 11/07/25
Steals	1 vs Lindenwood 11/04/25
Blocks	1 vs Lindenwood 11/04/25, vs Sam Houston 11/07/25
FG Made	3 vs Lindenwood 11/04/25
FG Attempts	5 vs Lindenwood 11/04/25
3FG Made	1 vs Lindenwood 11/04/25
3FG Attempts	1 vs Lindenwood 11/04/25
FT Attempts	2 vs Lindenwood 11/04/25

SEASON HIGHS: 7 points vs. Lindenwood; 8 rebounds vs. Lindenwood

Opponent	Date	GS	MIN	Total		3-Pointers		Free throws		Rebounds										
				FG-FA	PCT	3FG-3FA	PCT	FT-FTA	PCT	OFF	DEF	TOT	AVG	PF	A	TO	BLK	STL	PTS	AVG
Lindenwood	11/04/2025	*	17:17	3-5	.600	1-1	1.000	0-2	.000	1	7	8	8.0	5	0	0	1	1	7	7.0
Sam Houston	11/07/2025		07:39	0-1	.000	0-0	.000	0-0	.000	1	1	2	5.0	3	1	3	1	0	0	3.5
at Illinois	11/11/2025		05:39	1-1	1.000	0-0	.000	0-0	.000	0	2	2	4.0	0	0	0	0	0	2	3.0
vs Purdue	11/21/2025		04:19	0-0	.000	0-0	.000	0-0	.000	0	0	0	3.0	0	0	0	0	0	0	2.3
Totals		1	34:54	4-7	.571	1-1	1.000	0-2	.000	2	10	12	3.0	8	1	3	2	1	9	2.3

Player Averages

Games Played	Minutes/game	Points/game	FG Pct	3FG Pct	FT Pct	Rebounds/game	Assists/game	Turnovers/game	Assist/Turnover ratio	Steals/game	Blocks/game
4	8.7	2.3	57.1	100.0	0.0	3.0	0.3	0.8	0.3	0.3	0.5





# 15 JT TOPPIN JUNIOR | FORWARD | DALLAS, TEXAS

**CAREER STATS**  
TOPPIN, Jt

				Field Goals		3-Point		F-Throws		Rebounds								Scoring		
SEASON	TEAM	GP-GS	MIN/AVG	FG-FGA	FG%	3FG-3FGA	3FG%	FT-FTA	FT%	OFF	DEF	TOT	AVG	PF-FO	A	TO	BLK	STL	PTS	AVG
2023-24	UNM	36-35	956/26.6	193-310	.623	11-32	.344	48-85	.565	132	194	326	9.1	94-2	21	33	68	38	445	12.4
2024-25	TTU	33-33	899/27.2	246-444	.554	18-55	.327	92-136	.676	107	203	310	9.4	76-1	39	50	48	27	602	18.2
2025-26	TTU	8-8	268/33.5	71-132	.538	2-17	.118	22-45	.489	40	52	92	11.5	23-0	19	22	10	11	166	20.8
TOTAL FOR TTU		41-41	1166/28.4	317-576	.550	20-72	.278	114-181	.630	147	255	402	9.8	99-1	58	72	58	38	768	18.7
TOTAL		77-76	2122/27.6	510-886	.576	31-104	.298	162-266	.609	279	449	728	9.5	193-3	79	105	126	76	1213	15.8

## Single Game Highs

Statistic	Value
Points	41 vs Arizona St. 02/12/25
Rebounds	18 vs Saint Joseph's 11/21/24
Assists	4 at Arizona St. 03/08/25, vs Sam Houston 11/07/25, vs Wake Forest 11/20/25
Steals	3 5 times
Blocks	5 4 times
FG Made	17 vs Arizona St. 02/12/25, at Illinois 11/11/25
FG Attempts	25 at Illinois 11/11/25
3FG Made	2 7 times
3FG Attempts	5 vs West Virginia 02/22/25, at Kansas 03/01/25
FT Made	11 vs Sam Houston 11/07/25
FT Attempts	16 vs Sam Houston 11/07/25

## CAREER DOUBLE-DOUBLES: 35

## SEASON HIGHS: 35 points at Illinois; 16 rebounds vs. New Orleans; 3 blocks vs Illinois/LSU DOUBLE-DOUBLES: 4

Opponent	Date	GS	MIN	Total		3-Pointers		Free throws		Rebounds				PF	A	TO	BLK	STL	PTS	AVG
				FG-FGA	PCT	3FG-3FGA	PCT	FT-FTA	PCT	OFF	DEF	TOT	AVG							
Sam Houston	11/07/2025	*	32:15	10-19	.526	0-3	.000	11-16	.688	8	6	14	14.0	4	4	2	1	3	31	31.0
at Illinois	11/11/2025	*	38:45	17-25	.680	1-2	.500	0-1	.000	3	8	11	12.5	2	3	6	3	3	35	33.0
Milwaukee	11/14/2025	*	29:44	3-10	.300	0-1	.000	1-1	1.000	5	5	10	11.7	3	2	3	0	0	7	24.3
vs Wake Forest	11/20/2025	*	33:29	10-19	.526	0-3	.000	1-3	.333	3	6	9	11.0	3	4	2	0	0	21	23.5
vs Purdue	11/21/2025	*	35:33	6-13	.462	0-3	.000	3-7	.429	4	4	8	10.4	4	2	2	1	2	15	21.8
New Orleans	11/26/2025	*	30:21	9-18	.500	1-2	.500	0-3	.000	9	7	16	11.3	3	2	2	2	0	19	21.3
Wyoming	11/30/2025	*	36:15	11-18	.611	0-2	.000	5-12	.417	5	4	9	11.0	2	1	3	0	2	27	22.1
vs LSU	12/07/2025	*	31:20	5-10	.500	0-1	.000	1-2	.500	3	12	15	11.5	2	1	2	3	1	11	20.8
Totals		8	267:41	71-132	.538	2-17	.118	22-45	.489	40	52	92	11.5	23	19	22	10	11	166	20.8

## Player Averages

Games Played	Minutes/ game	Points/ game	FG Pct	3FG Pct	FT Pct	Rebounds/ game	Assists/ game	Turnovers/ game	Assist/Turnover ratio	Steals/ game	Blocks/ game
8	33.5	20.8	53.8	11.8	48.9	11.5	2.4	2.8	0.9	1.4	1.3

## 2024-25 SEASON STATS

Opponent	Date	GS	MIN	Total		3-Pointers		Free throws		Rebounds				PF	A	TO	BLK	STL	PTS	AVG	
				FG-FGA	PCT	3FG-3FGA	PCT	FT-FTA	PCT	OFF	DEF	TOT	AVG								
Bethune-Cookman	11/05/2024	*	27:21	8-12	.667	1-2	.500	2-2	1.000	2	6	8	8.0	1	1	1	4	2	19	19.0	
Northwestern St.	11/08/2024	*	21:54	10-11	.909	0-0	.000	5-7	.714	3	4	7	7.5	4	0	1	2	1	25	22.0	
Wyoming	11/13/2024	*	22:57	10-15	.667	1-2	.500	3-5	.600	3	9	12	9.0	2	1	2	0	2	24	22.7	
Ark.-Pine Bluff	11/18/2024	*	24:12	7-10	.700	0-0	.000	0-0	.000	5	6	11	9.5	2	1	3	1	1	14	20.5	
vs Saint Joseph's	11/21/2024	*	32:31	8-13	.615	0-0	.000	6-8	.750	12	6	18	11.2	4	2	5	2	2	22	20.8	
vs Syracuse	11/22/2024	*	29:36	5-16	.313	0-2	.000	5-6	.833	2	4	6	10.3	0	2	0	3	1	15	19.8	
Northern Colo.	11/29/2024	*	25:02	3-11	.273	0-1	.000	5-6	.833	5	10	15	11.0	3	1	5	1	2	11	18.6	
UCF	12/31/2024	*	27:37	11-19	.579	0-2	.000	4-8	.500	4	6	10	10.9	2	2	2	4	0	26	19.5	
at Utah	01/04/2025	*	13:35	5-7	.714	0-1	.000	1-2	.500	0	4	4	10.1	3	0	0	0	0	11	18.6	
at BYU	01/07/2025	*	17:43	2-7	.286	0-0	.000	1-2	.500	0	0	0	9.1	3	0	0	0	0	5	17.2	
Iowa St.	01/11/2025	*	34:10	8-16	.500	1-2	.500	1-2	.500	3	6	9	9.1	3	0	1	0	0	18	17.3	
at Kansas St.	01/14/2025	*	14:53	3-7	.429	0-0	.000	0-1	.000	1	3	4	8.7	1	0	1	1	0	6	16.3	
Arizona	01/18/2025	*	25:56	7-14	.500	1-2	.500	5-7	.714	6	10	16	9.2	3	1	2	0	1	20	16.6	
at Cincinnati	01/21/2025	*	24:27	9-15	.600	1-2	.500	1-1	1.000	2	5	7	9.1	1	1	1	0	0	20	16.9	
Oklahoma St.	01/26/2025	*	21:20	4-7	.571	0-1	.000	0-1	.000	0	1	1	8.5	4	1	2	0	1	8	16.3	
TCU	01/29/2025	*	38:02	5-8	.625	0-2	.000	6-6	1.000	1	13	14	8.9	3	3	1	1	1	16	16.3	
at Houston	02/01/2025	*	03:50	0-1	.000	0-0	.000	0-0	.000	0	1	1	8.4	1	0	0	0	0	0	15.3	
Baylor	02/04/2025	*	20:45	4-8	.500	0-1	.000	0-0	.000	3	5	8	8.4	2	3	1	1	1	8	14.9	
at Arizona	02/08/2025	*	30:02	9-21	.429	1-2	.500	2-2	1.000	4	9	13	8.6	3	0	1	1	2	21	15.2	
Arizona St.	02/12/2025	*	43:30	17-22	.773	1-1	1.000	6-11	.545	7	8	15	9.0	1	1	5	2	3	41	16.5	
at Oklahoma St.	02/15/2025	*	25:04	12-17	.706	1-1	1.000	7-7	1.000	2	10	12	9.1	1	2	1	3	1	32	17.2	
at TCU	02/18/2025	*	25:38	5-9	.556	0-2	.000	4-6	.667	4	7	11	9.2	3	1	1	1	0	14	17.1	
West Virginia	02/22/2025	*	34:09	9-16	.563	2-5	.400	2-3	.667	1	7	8	9.1	2	1	3	1	0	22	17.3	
Houston	02/24/2025	*	36:24	6-18	.333	0-3	.000	2-4	.500	3	7	10	9.2	2	1	1	1	1	14	17.2	
at Kansas	03/01/2025	*	22:01	9-15	.600	2-5	.400	1-2	.500	2	3	5	9.0	5	1	0	0	0	21	17.3	
Colorado	03/05/2025	*	32:12	10-17	.588	2-2	1.000	8-9	.889	6	8	14	9.2	3	1	1	1	1	30	17.8	
at Arizona St.	03/08/2025	*	35:23	10-19	.526	0-4	.000	5-6	.833	2	9	11	9.3	1	4	1	3	1	25	18.1	
vs Baylor	03/13/2025	*	31:56	10-19	.526	2-3	.667	4-5	.800	6	4	10	9.3	2	1	2	3	0	26	18.4	
vs Arizona	03/14/2025	*	24:40	4-13	.308	0-2	.000	3-8	.375	4	2	6	9.2	2	2	1	2	2	11	18.1	
vs UNCW	03/20/2025	*	30:51	6-8	.750	0-1	.000	0-0	.000	5	6	11	9.2	3	3	1	2	0	12	17.9	
vs Drake	03/22/2025	*	31:51	11-13	.846	0-0	.000	3-4	.750	1	11	12	9.3	2	0	1	2	0	25	18.1	
vs Arkansas	03/27/2025	*	37:11	10-18	.556	0-1	.000	0-0	.000	2	8	10	9.3	2	1	1	5	0	20	18.2	
vs Florida	03/29/2025	*	31:51	9-22	.409	2-3	.667	0-5	.000	6	5	11	9.4	2	1	2	1	1	20	18.2	
Totals			33	898:33	246-444	.554	18-55	.327	92-136	.676	107	203	310	9.4	76	39	50	48	27	602	18.2

## SOPHOMORE SEASON DOUBLE-DOUBLES: 19



## AWARDS

## IN SEASON

Big 12 Starting Five (11/17/2025)  
Baha Mar All-Tournament Team

## PRESEASON

Naismith Player of Year Watch List  
AP Preseason All-America  
Big 12 Preseason Player of the Year  
All-Big 12 Preseason Team  
Karl Malone Award Watch List  
CBS Sports Preseason All-America  
The Athletic Preseason All-America  
Field of 68 Preseason All-America  
NABC Player of the Year Watch List  
Sporting News Preseason All-America

## SOPHOMORE SEASON

Consensus 2nd Team All-America  
Big 12 Player of the Year  
Big 12 Newcomer of the Year  
All-Big 12 First Team  
Naismith National POY Semifinalist  
Karl Malone Award Finalist  
AP All-America  
USBWA All-America  
NABC All-America  
Sporting News All-America  
CBS Sports All-America  
Field of 68 All-America  
NCAA Tournament All-West Region  
2-time Big 12 Player of the Week  
3-time Big 12 Newcomer of the Week  
AP National Player of Week (2/18/25)

## FRESHMAN SEASON (at New Mexico)

Mountain West Freshman of Year  
All-MWC Second Team



## TEXAS TECH • LAST GAME BOX SCORE



Official Basketball Box Score - Final

## LSU at Texas Tech

12/07/25 Dickies Arena, Fort Worth

2025-26 Men's Basketball

Game Time: 2:10 PM

Game Duration: 1:53

Officials: Joe Lindsay, Chance Moore, Doug Simmons

LSU - 58

Record: 8-1

NO.	Name		Min	FG M-A	3P M-A	FT M-A	Rebounds			Fouls		TP	AS	TO	ST	Blocks		+/-
							OR	DR	TOT	PF	FD					BS	BA	
8	Pablo Tamba	F	19:58	2-3	0-0	0-0	3	4	7	4	0	4	0	0	1	1	0	-5
10	Marquel Sutton	F	28:24	3-8	0-4	1-4	2	6	8	2	2	7	0	1	1	0	1	-28
1	Michael Nwoko	C	21:59	4-8	0-0	2-2	1	6	7	4	3	10	1	1	0	1	1	-24
3	Max Mackinnon	G	16:14	0-9	0-5	2-2	0	2	2	1	2	2	0	1	0	1	0	-12
11	Dedan Thomas Jr.	G	32:41	5-14	1-4	2-2	0	0	0	0	3	13	1	3	2	0	1	-22
4	Rashad King		21:43	1-6	0-3	2-2	0	2	2	1	1	4	0	1	1	0	0	-20
6	Robert Miller III		27:20	2-3	0-0	2-4	3	1	4	2	3	6	1	1	1	0	0	-4
7	PJ Carter		10:05	1-2	1-2	0-0	0	1	1	3	0	3	1	0	1	0	0	-9
2	Jalen Reece		11:33	0-3	0-1	0-0	0	0	0	0	0	0	2	1	1	0	1	-4
16	Ron Zipper		05:53	2-4	2-4	1-2	0	1	1	0	1	7	0	0	0	0	0	4
0	Mazi Mosley		04:10	1-3	0-1	0-1	0	0	0	0	1	2	0	0	1	0	0	4
Team							0	1	1	0		0		0				
<b>Totals</b>				21-63	4-24	12-19	9	24	33	17	16	58	6	9	9	3	4	-24

Major Fouls: NONE

Shooting By Period		
1 <sup>st</sup> FG%	9-35	25.7%
3PT%	2-13	15.4%
FT%	6-8	75%
2 <sup>nd</sup> FG%	12-28	42.9%
3PT%	2-11	18.2%
FT%	6-11	54.5%
GM FG%	21-63	33.3%
3PT%	4-24	16.7%
FT%	12-19	63.2%

Dead Ball Rebounds: 5, 0

Texas Tech - 82

Record: 7-2

NO.	Name		Min	FG M-A	3P M-A	FT M-A	Rebounds			Fouls		TP	AS	TO	ST	Blocks		+/-
							OR	DR	TOT	PF	FD					BS	BA	
9	Luke Bamgboye	F	21:49	1-4	0-1	4-4	0	3	3	3	2	6	1	1	1	0	1	13
12	Donovan Atwell	F	31:31	3-9	3-8	0-0	0	4	4	3	1	9	0	2	1	0	0	17
15	JT Toppin	F	31:20	5-10	0-1	1-2	3	12	15	2	3	11	1	2	1	3	0	22
1	Tyreee Bryan	G	17:59	1-2	1-2	0-1	1	2	3	1	1	3	0	0	0	0	0	9
4	Christian Anderson	G	37:27	9-16	5-9	4-7	0	5	5	1	7	27	10	4	2	0	0	26
6	Leon Horner		07:30	0-2	0-0	0-0	2	1	3	2	0	0	0	1	0	0	0	-1
3	LeJuan Watts		25:22	5-11	1-2	4-4	5	5	10	3	3	15	0	2	1	1	1	12
11	Jaylen Petty		26:18	4-6	3-4	0-0	0	2	2	1	0	11	1	1	0	0	1	19
8	Nolan Groves		00:27	0-0	0-0	0-0	0	0	0	0	0	0	0	0	0	0	0	2
10	Jack Francis		00:17	0-0	0-0	0-0	0	0	0	0	0	0	0	0	0	0	0	1
Team							2	1	3	0		0		1				
<b>Totals</b>				28-60	13-27	13-18	13	35	48	16	17	82	13	14	6	4	3	24

Major Fouls: NONE

Shooting By Period		
1 <sup>st</sup> FG%	17-33	51.5%
3PT%	9-15	60.0%
FT%	4-6	66.7%
2 <sup>nd</sup> FG%	11-27	40.7%
3PT%	4-12	33.3%
FT%	9-12	75%
GM FG%	28-60	46.7%
3PT%	13-27	48.1%
FT%	13-18	72.2%

Dead Ball Rebounds: 0, 0

	LSU	TTU
Biggest lead	0 (1 <sup>st</sup> 20:00)	30 (2 <sup>nd</sup> 6:46)
Best Scoring Run	6 (2 <sup>nd</sup> 3:45)	9 (2 <sup>nd</sup> 6:46)
Lead Changes	0	
Times Tied	0	
Time with Lead	00:00	39:17

Points from	LSU	TTU
Turnovers	18	7
Paint	28	28
Second Chance	8	10
Fast Breaks	8	12
Bench	22	26

Period by Period Scoring			
	1st	2nd	TOT
LSU	26	32	58
TTU	47	35	82





## 2025-26 Arkansas Men's Basketball Combined Team Statistics All games

Page 1/1  
as of Dec 08, 2025

### Game Records

Record	Overall	Home	Away	Neutral
ALL GAMES	7-2	7-0	0-1	0-1
CONFERENCE	0-0	0-0	0-0	0-0
NON-CONFERENCE	7-2	7-0	0-1	0-1

### Score by Periods

Team	1st	2nd	OT	TOT
Arkansas	390	398	0	788
Opponents	291	348	0	639

### Team Box Score

No.	Player				Total		3-Point		F-Throw		Rebounds															
		GP-GS	MIN	AVG	FG-FGA	FG%	3FG-3FGA	3FG%	FT-FTA	FT%	OFF	DEF	TOT	AVG	PF	DQ	A	TO	BLK	STL	PTS	AVG				
5	ACUFF JR., Darius	9-9	288:40	32.1	57-124	.460	21-50	.420	22-30	.733	5	22	27	3.0	16	0	49	18	3	7	157	17.4				
1	THOMAS, Meleek	9-2	251:50	28.0	50-123	.407	23-66	.348	29-35	.829	10	28	38	4.2	18	0	28	9	1	14	152	16.9				
7	BRAZILE, Trevon	8-7	216:10	27.0	34-68	.500	7-22	.318	26-33	.788	10	47	57	7.1	11	0	7	8	12	12	101	12.6				
21	WAGNER, D.J.	9-9	231:39	25.7	25-63	.397	11-35	.314	15-19	.789	0	15	15	1.7	11	0	27	8	5	13	76	8.4				
11	KNOX, Karter	8-7	180:33	22.6	22-53	.415	11-22	.500	12-14	.857	10	34	44	5.5	18	0	12	14	3	8	67	8.4				
24	RICHMOND III, Billy	9-2	199:29	22.2	27-48	.563	4-16	.250	17-22	.773	15	19	34	3.8	18	1	12	13	7	4	75	8.3				
12	EWIN, Malique	9-1	139:12	15.5	28-42	.667	1-1	1.000	16-19	.842	20	14	34	3.8	19	0	5	6	6	6	73	8.1				
30	SEALY, Isaiah	6-0	59:42	10.0	10-19	.526	0-5	.000	17-21	.810	3	13	16	2.7	9	0	6	0	0	5	37	6.2				
23	PRINGLE, Nick	9-8	207:02	23.0	17-26	.654	0-0	.000	13-18	.722	13	35	48	5.3	23	2	7	5	5	3	47	5.2				
15	DZAFIC, Elmir	2-0	07:21	3.7	0-0	.000	0-0	.000	2-4	.500	0	0	0	0.0	0	0	0	2	0	1	2	1.0				
2	BROWN, Amere	2-0	05:02	2.5	0-2	.000	0-1	.000	1-2	.500	0	0	0	0.0	0	0	0	0	0	0	1	0.5				
0	KARULETWA, Jaden	2-0	09:33	4.8	0-2	.000	0-2	.000	0-0	.000	0	1	1	0.5	3	0	1	0	0	1	0	0.0				
14	KELLEY, Ayden	2-0	03:48	1.9	0-0	.000	0-0	.000	0-0	.000	0	0	0	0.0	0	0	0	0	0	0	0	0.0				
Team											12	24	36					2								
Total		9	1800		270-570	.474	78-220	.355	170-217	.783	98	252	350	38.9	146	3	154	85	42	74	788	87.6				
Opponents		9	1800		233-588	.396	71-256	.277	102-150	.680	106	219	325	36.1	169	3	129	110	18	37	639	71.0				

### Team Statistics

	AR	OPP
<b>Scoring</b>	<b>788</b>	<b>639</b>
Points per game	87.6	71.0
Scoring margin	+16.6	-
<b>Field goals-att</b>	<b>270-570</b>	<b>233-588</b>
Field goal pct	.474	.396
<b>3 point fg-att</b>	<b>78-220</b>	<b>71-256</b>
3-point FG pct	.355	.277
3-pt FG made per game	8.7	7.9
<b>Free throws-att</b>	<b>170-217</b>	<b>102-150</b>
Free throw pct	.783	.680
F-Throws made per game	18.9	11.3
<b>Rebounds</b>	<b>350</b>	<b>325</b>
Rebounds per game	38.9	36.1
Rebounding margin	+2.8	-
<b>Assists</b>	<b>154</b>	<b>129</b>
Assists per game	17.1	14.3
<b>Turnovers</b>	<b>85</b>	<b>110</b>
Turnovers per game	9.4	12.2
Turnover margin	+2.8	-
Assist/turnover ratio	1.8	1.2
<b>Steals</b>	<b>74</b>	<b>37</b>
Steals per game	8.2	4.1
<b>Blocks</b>	<b>42</b>	<b>18</b>
Blocks per game	4.7	2.0
<b>Winning streak</b>	<b>2</b>	<b>-</b>
Home win streak	7	-
<b>Attendance</b>	<b>127134</b>	<b>14797</b>
Home games-Avg/Game	7-18162	1-14797
Neutral site-Avg/Game	-	1-10766

### Team Results

Date	Opponent		Score	Att.
11/03/2025	Southern U.	W	109-77	19200
11/08/2025	at Michigan St.	L	66-69	14797
11/11/2025	Central Ark.	W	93-56	19200
11/14/2025	Samford	W	79-75	19200
11/18/2025	Winthrop	W	84-83	19200
11/21/2025	Jackson St.	W	115-61	19200
11/27/2025	vs Duke	L	71-80	10766
12/03/2025	Louisville	W	89-80	19600
12/06/2025	Fresno St.	W	82-58	11534





Official Basketball Box Score - Final  
**Arkansas at Texas Tech**  
03/27/25 Chase Center, San Francisco  
2024-25 Men's Basketball

Game Time: 7:09 PM  
Game Duration: 2:32  
Attendance: 16,417

Officials: Joe Lindsay, Matt Potter, Brooks Wells

Arkansas - 83

Record: 22-14

NO. Name		Min	FG M-A	3P M-A	FT M-A	Rebounds			Fouls		TP	AS	TO	ST	Blocks		+/-
						OR	DR	TOT	PF	FD					BS	BA	
4	Trevon Brazile	F 35:43	4-8	2-5	1-1	2	3	5	4	2	11	0	0	1	1	0	5
9	Jonas Aidoo	F 33:55	3-5	0-0	0-1	3	6	9	0	2	6	1	3	1	1	2	-12
11	Karter Knox	F 36:02	6-8	4-4	4-5	1	5	6	1	4	20	0	2	0	0	1	3
1	Johnell Davis	G 39:13	8-22	3-9	11-11	3	3	6	4	5	30	1	0	0	0	3	4
21	D.J. Wagner	G 38:21	5-14	1-4	2-2	0	3	3	1	2	13	4	0	0	0	0	-2
44	Zvonimir Ivisic	11:55	0-1	0-1	0-0	0	3	3	2	0	0	2	1	1	1	0	8
24	Billy Richmond III	15:28	1-3	0-0	0-0	0	3	3	1	0	2	2	1	0	0	0	-5
2	Boogie Fland	09:01	0-3	0-1	0-0	0	1	1	0	1	0	0	1	1	0	0	-7
3	Adou Thiero	05:22	0-1	0-1	1-2	0	1	1	0	1	1	0	1	0	0	0	-4
Team						2	0	2			0		1				
Totals			27-65	10-25	19-22	11	28	39	13	17	83	10	10	4	3	6	-2

Shooting By Period		
1 <sup>st</sup>	FG%	11-29 37.9%
	3PT%	7-14 50.0%
	FT%	9-10 90%
2 <sup>nd</sup>	FG%	12-30 40.0%
	3PT%	2-10 20.0%
	FT%	8-9 88.9%
OT	FG%	4-6 66.7%
	3PT%	1-1 100.0%
	FT%	2-3 66.7%
GM	FG%	27-65 41.5%
	3PT%	10-25 40.0%
	FT%	19-22 86.4%

Dead Ball Rebounds: 1, 0

Technical Fouls::NONE

Texas Tech - 85

Record: 28-8

NO. Name		Min	FG	3P	FT	Rebounds			Fouls		TP	AS	TO	ST	Blocks		+/-	
			M-A	M-A	M-A	OR	DR	TOT	PF	FD					BS	BA		
5	Darrion Williams	F	38:12	8-26	2-10	2-2	3	6	9	3	3	20	3	1	3	1	2	14
15	JT Toppin	F	37:11	10-18	0-1	0-0	2	8	10	2	3	20	1	1	0	5	1	-1
3	Elijah Hawkins	G	45:00	1-10	1-7	1-2	2	3	5	4	2	4	5	5	2	0	0	2
4	Christian Anderson	G	44:07	7-14	3-9	5-5	2	2	4	4	3	22	3	0	0	0	0	5
24	Kerwin Walton	G	10:29	0-1	0-1	0-0	1	0	1	2	0	0	0	0	1	0	0	-12
33	Federiko Federiko		12:55	3-3	0-0	1-2	7	2	9	1	2	7	0	0	0	0	0	-4
1	Kevin Overton		37:06	5-11	2-4	0-0	3	4	7	1	0	12	0	1	1	0	0	6
Team							2	4	6			0			0			
Totals				34-83	8-32	9-11	22	29	51	17	13	85	12	8	7	6	3	2

Shooting By Period		
1 <sup>st</sup>	FG%	12-34 35.3%
	3PT%	3-16 18.8%
	FT%	4-5 80%
2 <sup>nd</sup>	FG%	17-43 39.5%
	3PT%	4-15 26.7%
	FT%	3-4 75%
OT	FG%	5-6 83.3%
	3PT%	1-1 100.0%
	FT%	2-2 100%
GM	FG%	34-83 41.0%
	3PT%	8-32 25.0%
	FT%	9-11 81.8%

Dead Ball Rebounds: 1, 0

Technical Fouls::NONE

	ARK	TTU
Biggest lead	16 (2 <sup>nd</sup> 11:40)	3 (1 <sup>st</sup> OT 1:41)
Best Scoring Run	9 (1 <sup>st</sup> 15:06)	10 (2 <sup>nd</sup> 2:06)
Lead Changes	8	
Times Tied	7	
Time with Lead	38:52	03:21

Points from	ARK	TTU
Turnovers	3	18
Paint	30	50
Second Chance	9	16
Fast Breaks	1	5
Bench	3	19

Period by Period Scoring				
	1st	2nd	OT1	TOT
ARK	38	34	11	83
TTU	31	41	13	85



# TEXAS TECH • NATIONAL & BIG 12 STAT RANKINGS

Statistic	National Rank	Conference Rank	Value	National Leader	Value	Conference Leader	Value
Assist/Turnover Ratio (361 ranked)	74	7	1.45	Liberty	2.21	Iowa St.	1.90
Assists Per Game (361 ranked)	105	9	16.0	Cornell	21.3	Arizona	19.5
Bench Points per game (361 ranked)	334	12	16.44	Georgia	44.56	Oklahoma St.	37.78
Blocks Per Game (361 ranked)	159	12	3.6	Georgia	8.8	Kansas	6.4
Effective FG pct (361 ranked)	153	11	0.526	Liberty	0.656	Iowa St.	0.628
Fastbreak Points (361 ranked)	238	15	9.89	Georgia	28.67	Colorado	17.44
Field Goal Percentage (361 ranked)	238	14	44.3	Iowa St.	54.9	Iowa St.	54.9
Field Goal Percentage Defense (361 ranked)	171	11	43.2	Duke	34.1	Kansas	37.5
Fouls Per Game (361 ranked)	72	4	16.2	South Alabama	11.8	West Virginia	14.3
Free Throw Attempts Per Game (361 ranked)	175	11	21.3	Southern California	31.4	Oklahoma St.	27.6
Free Throw Percentage (361 ranked)	292	15	67.2	Saint Joseph's	81.3	BYU	77.1
Free Throws Made Per Game (361 ranked)	215	14	14.3	Southern California	23.0	Oklahoma St.	20.7
Rebound Margin (361 ranked)	94	9	5.2	Columbia	14.3	Arizona	12.0
Rebounds (Defensive) Per Game (361 ranked)	153	9	25.67	Michigan	34.56	Oklahoma St.	30.11
Rebounds (Offensive) Per Game (361 ranked)	17	2	14.67	Florida	17.22	Baylor	15.13
Rebounds Per Game (361 ranked)	59	3	40.33	Kennesaw St.	47.40	Arizona	42.25
Scoring Defense (361 ranked)	108	9	70.0	UNI	57.4	West Virginia	58.4
Scoring Margin (361 ranked)	88	9	11.4	Iowa St.	30.0	Iowa St.	30.0
Scoring Offense (361 ranked)	108	9	81.4	Georgia	99.9	Iowa St.	94.6
Steals Per Game (361 ranked)	167	8	7.4	Bowling Green	13.5	Iowa St.	11.1
Three Point Attempts Per Game (361 ranked)	39	2	29.2	Charleston So.	37.1	Cincinnati	29.6
Three Point Percentage (361 ranked)	74	7	36.5	Colorado St.	45.4	Iowa St.	43.8
Three Point Percentage Defense (361 ranked)	61	3	29.4	Marist	23.5	Kansas	24.9
Three Pointers Per Game (361 ranked)	35	2	10.7	Cornell	13.9	Kansas St.	10.7
Turnover Margin (361 ranked)	130	8	1.4	McNeese	8.9	Iowa St.	8.9
Turnovers Forced Per Game (361 ranked)	201	11	12.44	Bowling Green	19.60	Iowa St.	19.00
Turnovers Per Game (361 ranked)	86	8	11.0	Georgetown	8.1	Colorado	9.3
Winning Percentage (359 ranked)	63	9	77.8	8 teams tied	100.0	Iowa St. Oklahoma St. Arizona	100.0 100.0 100.0



# TEXAS TECH • NATIONAL & BIG 12 STAT RANKINGS

Statistic	Player	National Rank	Conference Rank	Value	National Leader	Value	Conference Leader	Value
Assist/Turnover Ratio (349 ranked)	Christian Anderson	110	8	2.50	Tai Turnage, Quinnipiac	10.33	Obi Agbim, Baylor	4.29
Assists (327 ranked)	Christian Anderson	9	2	65	Jeremy Fears Jr., Michigan St.	88	Themus Fulks, UCF	67
Assists Per Game (350 ranked)	Christian Anderson	5	2	7.2	Jeremy Fears Jr., Michigan St.	9.8	Themus Fulks, UCF	7.4
Blocks (336 ranked)	Luke Bamgboye JT Toppin	151 237	14 18	12 10	Oswin Erhunmwunse, Providence	37	Flory Bidunga, Kansas	25
Blocks Per Game (326 ranked)	JT Toppin	164	15	1.25	Jerald Colonel, SFA	4.00	Flory Bidunga, Kansas	2.50
Double Doubles (201 ranked)	JT Toppin Christian Anderson Lejuan Watts	22 90 201	2 7 16	4 2 1	Delrecco Gillespie, Kent St.	9	Baba Miller, Cincinnati	5
Field Goal Attempts (349 ranked)	JT Toppin Christian Anderson	63 144	3 7	132 121	Brycen Blaine, Charleston So.	181	PJ Haggerty, Kansas St.	163
Field Goal Percentage (350 ranked)	JT Toppin Christian Anderson	111 264	10 17	53.8 46.3	Cooper Bowser, Furman	79.2	Parsa Fallah, Oklahoma St.	68.5
Field Goals (343 ranked)	JT Toppin Christian Anderson	14 137	2 10	71 56	Corey Hadnot II, Purdue Fort Wayne	84	PJ Haggerty, Kansas St.	83
Free Throw Attempts (331 ranked)	JT Toppin Christian Anderson	240 308	13 15	45 42	Ezra Ausar, Southern California	95	Terrence Brown, Utah	83
Free Throw Percentage (350 ranked)	Lejuan Watts	228	10	82.1	Kenny Noland, Columbia Almar Atlason, Miami (OH)	100.0 100.0	Day Day Thomas, Cincinnati	92.9
Free Throws (335 ranked)	Christian Anderson Lejuan Watts	304 304	14 14	32 32	Boopie Miller, SMU	74	Terrence Brown, Utah	64
Minutes Per Game (350 ranked)	Christian Anderson JT Toppin Donovan Atwell	2 81 333	1 4 21	37:46 33:28 30:26	Christian Bliss, Delaware	38:40	Christian Anderson, Texas Tech	37:46
Points (343 ranked)	Christian Anderson JT Toppin	94 125	7 9	172 166	Brycen Blaine, Charleston So.	241	PJ Haggerty, Kansas St.	240
Points Per Game (1493 ranked)	JT Toppin Christian Anderson Donovan Atwell Lejuan Watts	21 50 672 672	4 6 38 38	20.8 19.1 12.0 12.0	PJ Haggerty, Kansas St.	24.0	PJ Haggerty, Kansas St.	24.0
Rebounds (344 ranked)	JT Toppin	22	2	92	Thomas Dowd, Troy	119	Keanu Dawes, Utah	98
Rebounds (Defensive) Per Game (345 ranked)	JT Toppin	29	3	6.50	Baba Miller, Cincinnati	8.86	Baba Miller, Cincinnati	8.86
Rebounds (Offensive) Per Game (348 ranked)	JT Toppin Lejuan Watts	2 250	1 15	5.00 2.25	Duke Brennan, Villanova	5.88	JT Toppin, Texas Tech	5.00
Rebounds Per Game (345 ranked)	JT Toppin Lejuan Watts	4 289	1 19	11.5 6.1	Duke Brennan, Villanova	12.0	JT Toppin, Texas Tech	11.5
Steals (295 ranked)	Christian Anderson	101	5	18	Javontae Campbell, Bowling Green Dionte Johnson, N.C. Central	37 37	Jasper Floyd, West Virginia	26
Steals Per Game (343 ranked)	Christian Anderson	77	6	2.00	Javontae Campbell, Bowling Green	3.70	Brock Harding, TCU	2.67
Three Point Attempts (347 ranked)	Donovan Atwell Christian Anderson	65 115	4 7	71 65	TJ Johnson, VMI	113	Honor Huff, West Virginia	104
Three Point Percentage (147 ranked)	Donovan Atwell Christian Anderson	45 56	5 7	43.7 43.1	Samson Reilly, Quinnipiac	61.0	Milan Momcilovic, Iowa St.	53.6
Three Pointers Per Game (346 ranked)	Donovan Atwell Christian Anderson	21 37	4 5	3.44 3.11	Brett Decker Jr., Liberty	4.63	Milan Momcilovic, Iowa St.	4.11
Total 3-point FGM (349 ranked)	Donovan Atwell Christian Anderson	32 60	4 6	31 28	Honor Huff, West Virginia	44	Honor Huff, West Virginia	44
Triple Doubles (1 ranked)					10 players tied	1		



Texas Tech • Game-By-Game

			Total		3-Pointers		Free throws		Rebounds											
Opponent	Date	Score	FG-FGA	PCT	3FG-3FGA	PCT	FT-FTA	PCT	OFF	DEF	TOT	AVG	PF	A	TO	BLK	STL	PTS	AVG	
Lindenwood	11/04/2025	98-60 W	33-82	.402	17-45	.378	15-23	.652	23	36	59	59.0	21	20	7	2	12	98	98.0	
Sam Houston	11/07/2025	98-77 W	29-58	.500	12-28	.429	28-43	.651	19	22	41	50.0	19	16	11	2	9	98	98.0	
at Illinois	11/11/2025	77-81 L	34-64	.531	6-22	.273	3-4	.750	7	23	30	43.3	18	20	13	3	7	77	91.0	
Milwaukee	11/14/2025	80-63 W	27-63	.429	13-31	.419	13-14	.929	15	21	36	41.5	10	15	9	5	7	80	88.3	
vs Wake Forest	11/20/2025	84-83 W	28-68	.412	12-35	.343	16-21	.762	16	28	44	42.0	17	22	14	2	7	84	87.4	
vs Purdue	11/21/2025	56-86 L	20-60	.333	8-34	.235	8-14	.571	9	16	25	39.2	14	8	9	3	7	56	82.2	
New Orleans	11/26/2025	82-50 W	28-64	.438	11-24	.458	15-25	.600	18	29	47	40.3	18	19	12	7	7	82	82.1	
Wyoming	11/30/2025	76-72 W	27-55	.491	4-17	.235	18-30	.600	12	21	33	39.4	13	11	10	4	5	76	81.4	
vs LSU	12/07/2025	82-58 W	28-60	.467	13-27	.481	13-18	.722	13	35	48	40.3	16	13	14	4	6	82	81.4	
Total		733	254-574	.443	96-263	.365	129-192	.672	132	231	363	40.3	146	144	99	32	67	733	81.4	
Opponents		630	233-539	.432	50-170	.294	114-166	.687	93	223	316	35.1	173	87	112	27	50	630	70.0	

Texas Tech Averages

Games Played	Points/game	FG Pct	3FG Pct	FT Pct	Rebounds/game	Assists/game	Turnovers/game	Assist/Turnover ratio	Steals/game	Blocks/game
9	81.4	44.3	36.5	67.2	40.3	16.0	11.0	1.5	7.4	3.6

Tech's Opponents • Game-By-Game

				Total		3-Pointers		Free throws		Rebounds										
Opponent	Date	Score		FG-FGA	PCT	3FG-3FGA	PCT	FT-FTA	PCT	OFF	DEF	TOT	AVG	PF	A	TO	BLK	STL	PTS	AVG
Lindenwood	11/04/2025	98-60	W	19-61	.311	5-21	.238	17-26	.654	11	32	43	43.0	21	7	14	4	4	60	60.0
Sam Houston	11/07/2025	98-77	W	28-65	.431	7-20	.350	14-20	.700	18	19	37	40.0	29	11	14	3	5	77	68.5
at Illinois	11/11/2025	77-81	L	29-59	.492	7-22	.318	16-23	.696	11	23	34	38.0	8	5	13	5	6	81	72.7
Milwaukee	11/14/2025	80-63	W	24-55	.436	4-17	.235	11-15	.733	9	21	30	36.0	17	9	13	0	5	63	70.3
vs Wake Forest	11/20/2025	84-83	W	31-66	.470	8-18	.444	13-22	.591	10	23	33	35.4	19	12	8	6	5	83	72.8
vs Purdue	11/21/2025	56-86	L	34-58	.586	8-14	.571	10-15	.667	10	33	43	36.7	15	19	11	2	1	86	75.0
New Orleans	11/26/2025	82-50	W	20-54	.370	2-15	.133	8-13	.615	6	24	30	35.7	25	10	17	2	8	50	71.4
Wyoming	11/30/2025	76-72	W	27-58	.466	5-19	.263	13-13	1.000	9	24	33	35.4	22	8	13	2	7	72	71.5
vs LSU	12/07/2025	82-58	W	21-63	.333	4-24	.167	12-19	.632	9	24	33	35.1	17	6	9	3	9	58	70.0
Total		630		233-539	.432	50-170	.294	114-166	.687	93	223	316	35.1	173	87	112	27	50	630	70.0
Texas Tech		733		254-574	.443	96-263	.365	129-192	.672	132	231	363	40.3	146	144	99	32	67	733	81.4

Opponents Averages

Games Played	Points/game	FG Pct	3FG Pct	FT Pct	Rebounds/game	Assists/game	Turnovers/game	Assist/Turnover ratio	Steals/game	Blocks/game
9	70.0	43.2	29.4	68.7	35.1	9.7	12.4	0.8	5.6	3.0

Texas Tech • Individual Highs

POINTS	35		JT Toppin at Illinois (11/11/2025)
	34		Christian Anderson vs Lindenwood (11/04/2025)
	31		JT Toppin vs Sam Houston (11/07/2025)
	27		Christian Anderson vs LSU (N) (12/07/2025)
	27		JT Toppin vs Wyoming (11/30/2025)
FIELD GOALS MADE	17		JT Toppin at Illinois (11/11/2025)
	11		JT Toppin vs Wyoming (11/30/2025)
	11		Christian Anderson vs Lindenwood (11/04/2025)
FIELD GOAL ATTEMPTS	25		JT Toppin at Illinois (11/11/2025)
	23		Christian Anderson vs Lindenwood (11/04/2025)
FIELD GOAL PERCENTAGE (min 5 made)	.800	(8-10)	LeJuan Watts at Illinois (11/11/2025)
	.680	(17-25)	JT Toppin at Illinois (11/11/2025)
3 PT FG MADE	6		Christian Anderson vs New Orleans (11/26/2025)
	6		Donovan Atwell vs Sam Houston (11/07/2025)
	6		Donovan Atwell vs Lindenwood (11/04/2025)
3 PT FG ATTEMPTS	13		Donovan Atwell vs Lindenwood (11/04/2025)
	11		Donovan Atwell vs Sam Houston (11/07/2025)
3 PT FG PERCENTAGE (min 2 made)	1.000	(2-2)	LeJuan Watts at Illinois (11/11/2025)
	1.000	(2-2)	Tyeree Bryan vs Sam Houston (11/07/2025)
FREE THROWS MADE	11		JT Toppin vs Sam Houston (11/07/2025)
	9		Christian Anderson vs Lindenwood (11/04/2025)
FREE THROW ATTEMPTS	16		JT Toppin vs Sam Houston (11/07/2025)
	12		JT Toppin vs Wyoming (11/30/2025)





**BIG 12 CONFERENCE**  
BIG12SPORTS.COM

## 2025-26 MEN'S BASKETBALL

December 10 | David Waxman | 469-524-1027 | dwaxman@Big12Sports.com

### CONFERENCE STANDINGS

	Conference				Overall						Versus Top 25	
	W-L	Pct.	Home	Away	W-L	Pct.	Home	Away	Neutral	Streak	Top 10	Top 25
Iowa State	0-0	.000	0-0	0-0	9-0	1.000	4-0	1-0	4-0	W9	1-0	2-0
Oklahoma State	0-0	.000	0-0	0-0	9-0	1.000	7-0	0-0	2-0	W8	0-0	0-0
Arizona	0-0	.000	0-0	0-0	8-0	1.000	5-0	1-0	2-0	W8	2-0	4-0
BYU	0-0	.000	0-0	0-0	8-1	.889	2-0	0-0	6-1	W5	0-1	1-1
UCF	0-0	.000	0-0	0-0	8-1	.889	6-1	1-0	1-0	W7	0-0	0-0
Colorado	0-0	.000	0-0	0-0	8-1	.889	6-0	0-1	2-0	L1	0-0	0-0
Houston	0-0	.000	0-0	0-0	8-1	.889	4-0	0-0	4-1	W2	0-0	1-1
Arizona State	0-0	.000	0-0	0-0	8-2	.800	4-1	1-0	3-1	W3	0-0	0-1
Texas Tech	0-0	.000	0-0	0-0	7-2	.778	5-0	0-1	2-1	W3	0-1	0-2
Baylor	0-0	.000	0-0	0-0	6-2	.750	4-0	0-1	2-1	L1	0-0	0-1
West Virginia	0-0	.000	0-0	0-0	8-3	.727	8-0	0-0	0-3	W1	0-0	0-0
Kansas	0-0	.000	0-0	0-0	7-3	.700	3-1	0-1	4-1	W1	0-1	1-2
Utah	0-0	.000	0-0	0-0	7-3	.700	6-1	0-1	1-1	W1	0-0	0-0
Cincinnati	0-0	.000	0-0	0-0	6-3	.667	6-1	0-1	0-1	L1	0-1	0-1
TCU	0-0	.000	0-0	0-0	6-3	.667	3-3	1-0	2-0	W1	1-1	1-1
Kansas State	0-0	.000	0-0	0-0	6-4	.600	5-2	0-0	1-2	W1	0-0	0-1

### THIS WEEK'S SCHEDULE

#### Monday, December 8

at Kansas State 108, Mississippi Valley State 49

#### Time

#### Tuesday, December 9

No. 10/10 BYU 67, Clemson 64 [New York]  
at West Virginia 90, Little Rock 58  
Arizona State 73, Northern Arizona 48

#### Wednesday, December 10

Norfolk State at Baylor (ESPN+)  
Jackson State at No. 7/8 Houston (ESPN+)

11 a.m. CT  
7 p.m. CT

#### Thursday, December 11

No. RV/23 Iowa at No. 4/4 Iowa State (FSI)

7 p.m. CT

#### Saturday, December 13

No. 16/16 Texas Tech vs. No. 17/17 Arkansas [Dallas] (ESPN2) 11 a.m. CT  
Oklahoma State vs. Oklahoma [Oklahoma City] (FOX) 12 p.m. CT  
Cincinnati vs. Georgia [Atlanta] (ESPNU) 1 p.m. CT/2 p.m. ET  
Kansas State at Creighton (FOX) 2 p.m. CT  
New Orleans at No. 7/8 Houston (ESPN+) 2 p.m. CT  
UTSA at Colorado (ESPN+) 3 p.m. CT/2 p.m. MT  
No. 19/19 Kansas at North Carolina State (ESPN) 4:30 p.m. CT  
Arizona State vs. Santa Clara [Henderson, Nev.] (TNT, truTV) 6 p.m. CT/5 p.m. MT  
West Virginia vs. Ohio State [Cleveland] (ESPNU) 7 p.m. CT/8 p.m. ET  
UC Riverside at No. 10/10 BYU (ESPN+) 8 p.m. CT/7 p.m. MT  
No. 1/2 Arizona vs No. 12/12 Alabama [Birmingham, Ala.] (ESPN) 8:30 p.m. CT/7:30 p.m. MT  
Utah vs. Mississippi State [Salt Lake City/Delta Center] (ESPNU) 9 p.m. CT/8 p.m. MT

#### Sunday, December 14

Eastern Illinois at No. 4/4 Iowa State (ESPN+) 12 p.m. CT

#### Monday, December 15

Incarnate Word at TCU (ESPN+) 7 p.m. CT

All times are subject to change. Rankings listed as AP/Coaches.

### A DIFFERENT LEAGUE



The Big 12 has the most top five (two), top 10 (four), top 20 (six) and is tied for the most ranked teams (six) in the latest AP Top 25 poll. No. 1 Arizona, No. 4 Iowa State, No. 7 Houston, No. 10 BYU, No. 16 Texas Tech and No. 19 Kansas comprise the Conference's ranked teams.



Two top-20 non-conference matchups highlight the schedule Saturday, with No. 16/16 Texas Tech taking on No. 17/17 Arkansas at the American Airlines Center in Dallas (11 a.m., ESPN2) and No. 1/2 Arizona facing No. 12/12 Alabama in Birmingham (7:30 p.m. MT, ESPN). In addition, No. 4/4 Iowa State hosts Iowa in the Iowa Corn Cy-Hawk Series Thursday (7 p.m. CT, FSI), with the Hawkeyes ranked No. 23 in the USA Today Coaches' Poll.



Three of the remaining eight unbeaten teams in Division I are from the Big 12, with Arizona, Iowa State and Oklahoma State all perfect on the season. The Big 12 is the only league with three unbeaten teams.



In the Dec. 8 NET rankings, the Big 12 co-leads the nation with three teams in the top 10 and leads the nation with six teams in the top 25. 3. Iowa State, 6. Arizona and 8. BYU comprise representation in the top 10 while 18. Kansas, 19. Houston and 20. Texas Tech are in the top 25. Six more teams are in the top 80 of the metric.



The Conference boasts six of the top 25 teams in the EvanMiya, KenPom and Torvik ranking metrics, with four of the top 10 teams in both KenPom and EvanMiya. Eight of the top 25 in Wins Above Bubble are from the Big 12.



Iowa State's Milan Momcilovic was named Big 12 Player of the Week, scoring a team-high 20 points in the 81-58 win over then-No. 1 Purdue, averaging 23.5 points and 3.5 steals in two wins for the Cyclones.



Baylor's Toude Yessoufou averaged 24.5 points, 5.5 rebounds and 2.5 steals while shooting 63.3 percent from the field in two games to earn Big 12 Newcomer of the Week honors.



Houston's Kingston Flemings (21 pts, 5 ast, 8 stl), Oklahoma State's Parsa Fallah (24.5 ppg) and Texas Tech's Christian Anderson (27 pts, 5 reb, 10 ast) were named to the Big 12 Starting Five for standout performances in neutral-site games.



Iowa State's big week included giving then-No. 1 Purdue the largest home non-conference loss for the top-ranked team (23 points) in the history of the AP Poll) and a Big 12-record 22 3-pointers in the game against Alcorn State.



The Big 12's 10 non-conference wins against AP Top 25 teams are tied for the most among conferences. Arizona's four AP Top 25 wins tie Duke for the most in Division I, while Arizona and Iowa State are two of the four teams (Duke; Michigan) that are at least 2-0 against ranked teams.



Houston was picked by both the league's head coaches and media to win the program's third consecutive Big 12 regular season title. The Cougars swept the Big 12 titles last season.



Four of the last six national championship games have featured a Big 12 school, including Houston's appearance in the game last season. The run is highlighted by back-to-back national championships by Baylor in 2021 and Kansas in 2022. Texas Tech reached the title game in 2019.



TEXAS TECH RECORDS • YEAR-BY-YEAR & COACHING RECORDS

SEASON	OVERALL	CONF.	CONF.	HOME	AWAY	NEUTRAL	SEASON	OVERALL	CONF.	CONF.	HOME	AWAY	NEUTRAL	SEASON	OVERALL	CONF.	CONF.	HOME	AWAY	NEUTRAL
	W-L	W-L	FINISH	W-L	W-L	W-L		W-L	W-L	FINISH	W-L	W-L	W-L		W-L	W-L	FINISH	W-L	W-L	W-L
1925-26	6-8	—	—	5-4	1-4	0-0	1959-60	10-14	7-7	T-4th	6-5	4-7	0-2	1993-94	17-11	10-4	T-2nd	8-4	6-5	3-2
1926-27	8-10	—	—	6-3	2-7	0-0	1960-61	15-10	11-3	1st	9-4	5-5	1-1	1994-95	20-10	11-3	T-1st	13-0	4-8	3-2
1927-28	9-7	—	—	5-3	4-4	0-0	1961-62	19-8	11-3	T-1st	10-2	7-4	2-2	1995-96	30-2	14-0	1st	13-0	11-0	6-2
1928-29	9-8	—	—	6-4	3-4	0-0	1962-63	6-17	6-8	T-5th	4-8	2-9	0-0	1996-97	19-9	10-6	T-3rd	9-3	7-4	3-2
1929-30	13-6	—	—	10-2	3-4	0-0	1963-64	16-7	11-3	2nd	11-1	5-6	0-0	1997-98	13-14	7-9	T-7th	8-5	5-8	0-1
1930-31	11-9	—	—	7-3	4-6	0-0	1964-65	17-6	12-2	1st	10-1	6-4	1-1	1998-99	13-17	5-11	T-10th	10-5	2-9	1-3
1931-32	9-14	—	—	5-4	4-10	0-0	1965-66	13-11	8-6	3rd	10-3	3-8	0-0	1999-00	12-16	3-13	11th	8-7	4-8	0-1
1932-33	15-8	5-1	1st	6-4	9-4	0-0	1966-67	9-15	7-7	5th	7-5	2-10	0-0	2000-01	9-19	3-13	T-11th	6-8	2-9	1-2
1933-34	18-5	7-1	1st	9-3	9-2	0-0	1967-68	9-15	5-9	T-7th	7-5	2-10	0-0	2001-02	23-9	10-6	T-3rd	15-2	6-5	2-2
1934-35	14-10	9-1	1st	10-6	4-4	0-0	1968-69	11-13	6-8	T-4th	6-7	5-6	0-0	2002-03	22-13	6-10	T-7th	13-4	6-6	3-3
1935-36	10-10	8-6	3rd	4-4	6-6	0-0	1969-70	14-10	8-6	T-3rd	10-3	3-7	1-0	2003-04	23-11	9-7	T-5th	15-1	4-7	4-3
1936-37	18-7	11-5	2nd	10-1	5-5	3-1	1970-71	16-10	9-5	3rd	11-3	4-7	1-0	2004-05	22-11	10-6	4th	13-2	5-5	4-4
1937-38	9-13	7-7	T-4th	4-6	4-4	1-3	1971-72	14-12	8-6	5th	9-3	5-6	0-3	2005-06	15-17	6-10	T-7th	12-4	2-9	1-4
1938-39	13-6	13-5	2nd	8-2	5-3	0-1	1972-73	19-8	12-2	1st	11-2	7-5	1-1	2006-07	21-13	9-7	5th	13-3	6-5	2-5
1939-40	21-7	5-1	N/A	11-0	7-5	3-2	1973-74	17-9	10-4	T-2nd	10-3	7-6	0-0	2007-08	16-15	7-9	T-7th	13-2	2-10	1-3
1940-41	19-6	6-0	N/A	10-0	7-2	2-4	1974-75	18-8	11-3	T-2nd	11-2	7-5	0-1	2008-09	14-19	3-13	11th	12-6	0-11	2-2
1941-42	16-11	12-4	2nd	8-1	6-7	2-3	1975-76	25-6	13-3	2nd	12-1	7-3	6-2	2009-10	19-16	4-12	T-9th	14-5	4-10	1-1
1942-43	13-11	7-5	5th	6-3	6-4	1-4	1976-77	20-9	12-4	3rd	11-2	7-4	2-3	2010-11	13-19	5-11	T-10th	11-7	2-9	0-3
1943-44	5-18	—	—	4-9	0-7	1-2	1977-78	19-10	10-6	4th	11-3	6-3	2-4	2011-12	8-23	1-17	10th	7-8	1-11	0-4
1944-45	10-14	—	—	5-3	4-9	1-2	1978-79	19-11	9-7	T-4th	11-4	4-5	4-2	2012-13	11-20	3-15	9th	9-11	1-8	1-1
1945-46	15-10	7-4	3rd	10-2	4-7	1-1	1979-80	16-13	8-8	T-4th	11-2	4-7	1-4	2013-14	14-18	6-12	9th	11-6	2-10	1-2
1946-47	10-12	8-8	T-5th	8-1	1-9	1-2	1980-81	15-13	8-8	T-4th	12-2	2-10	1-1	2014-15	13-19	3-15	10th	13-6	0-10	0-3
1947-48	16-12	10-6	2nd	9-1	3-9	4-2	1981-82	17-11	8-8	6th	11-3	5-7	1-1	2015-16	19-13	9-9	7th	14-3	3-7	2-3
1948-49	21-9	11-5	2nd	10-0	6-6	5-3	1982-83	11-20	7-9	6th	8-5	3-9	0-6	2016-17	18-14	6-12	7th	16-3	1-9	1-2
1949-50	14-12	8-8	5th	8-4	6-7	0-1	1983-84	17-12	10-6	4th	9-3	7-5	1-4	2017-18	27-10	11-7	T-2nd	17-1	4-6	6-3
1950-51	14-15	10-6	3rd	8-3	5-10	1-2	1984-85	23-8	12-4	1st	12-3	7-4	4-1	2018-19	31-7	14-4	T-1st	17-1	6-3	8-3
1951-52	14-10	9-5	3rd	8-1	4-7	2-2	1985-86	17-14	9-7	5th	8-7	5-6	4-1	2019-20	18-13	9-9	T-3rd	13-4	3-7	2-2
1952-53	14-10	9-5	3rd	8-1	3-8	3-1	1986-87	15-14	9-7	T-3rd	10-3	3-10	2-1	2020-21	18-11	9-8	6th	11-4	5-4	2-3
1953-54	21-5	11-1	1st	8-0	9-4	4-1	1987-88	9-19	4-12	7th	8-4	0-14	1-1	2021-22	27-10	12-6	3rd	18-0	3-7	6-3
1954-55	18-7	9-3	T-1st	8-0	6-5	4-2	1988-89	13-15	8-8	T-4th	9-7	4-7	0-1	2022-23	16-16	5-13	9th	11-6	3-7	2-3
1955-56	13-12	8-4	1st	9-0	4-8	0-4	1989-90	5-22	0-16	9th	4-10	0-12	1-0	2023-24	23-11	11-7	T-3rd	15-2	4-6	4-3
1956-57	12-11	—	—	8-5	3-4	1-2	1990-91	8-23	4-12	T-7th	4-10	3-10	1-3	2024-25	28-9	15-5	2nd	15-3	8-2	5-4
1957-58	15-8	8-6	T-3rd	9-2	5-4	1-2	1991-92	15-14	6-8	5th	8-5	5-7	2-2	2025-26	7-2	0-0	TBD	5-0	0-1	2-1
1958-59	15-9	8-6	3rd	11-0	2-8	2-1	1992-93	18-12	6-8	5th	8-4	4-7	6-1							

ALL-TIME COACHING RECORDS													
COACH	SEASONS	TOTAL SEASONS	ALL GAMES		CONF. GAMES		HOME		AWAY		NEUTRAL		
			W-L	PCT.	W-L	PCT.	W-L	PCT	W-L	PCT	W-L	PCT	
Grady Higgenbotham	1925-1927	2	14-18	.438	—	—	11-7	.611	3-11	.214	0-0	.000	
Victor Payne	1927-1930	3	31-21	.596	—	—	21-9	.700	10-12	.455	0-0	.000	
W.L. Golightly	1930-1931	1	11-9	.550	—	—	7-3	.700	4-6	.400	0-0	.000	
Dell Morgan	1931-1934	3	42-27	.609	12-2	.857	20-11	.645	22-16	.579	0-0	.000	
Virgil Ballard	1934-1935	1	14-10	.583	9-1	.900	10-6	.625	4-4	.500	0-0	.000	
Berl Huffman	1935-42, 1946-47	8	116-72	.617	70-36	.660	63-15	.808	41-41	.500	12-16	.429	
Polk Robison	1942-46, 1947-61	18	255-197	.564	133-74	.643	144-43	.770	79-119	.399	32-35	.478	
Gene Gibson	1961-1969	8	100-92	.521	66-46	.589	65-32	.670	32-57	.360	3-3	.500	
Bob Bass	1969-1971	1.5	22-15	.595	9-6	.600	16-5	.762	4-10	.286	2-0	1.000	
Gerald Myers	1971-1991	20.5	325-262	.554	180-145	.554	197-80	.711	96-142	.403	32-40	.444	
James Dickey ^	1991-2001	10	166-124	.574	75-75	.500	91-41	.689	50-65	.435	25-18	.581	
Bob Knight	2001-2008	6.7	138-82	.627	53-49	.520	91-16	.850	30-43	.411	17-23	.425	
Pat Knight	2008-2011	3.3	50-61	.450	16-42	.276	40-20	.667	7-34	.171	3-7	.300	
Billy Gillispie	2011-12	1	8-23	.258	1-17	.055	7-8	.467	1-11	.083	0-4	.000	
Chris Walker	2012-13	1	11-20	.355	3-15	.167	9-11	.450	1-8	.111	1-1	.500	
Tubby Smith	2013-15	3	46-50	.479	18-36	.333	38-15	.717	5-27	.156	3-8	.273	
Chris Beard	2016-21	5	112-55	.681	49-40	.555	74-13	.875	19-29	.359	19-13	.629	
Mark Adams	2022-23	2	43-26	.623	17-19	.472	29-6	.839	6-17	.261	8-6	.571	
Grant McCasland	2024-25	3	58-22	.718	26-12	.684	35-5	.857	12-9	.600	11-8	.563	
OVERALL		101	1562-1186		737-615		966-345		426-661		168-182		
^ — Texas Tech vacated its 1995-96 NCAA Tournament appearance which adjusted the team's record from 30-2 (14-0 SWC) to 28-1 (14-0 SWC) for the use of an ineligible player. Texas Tech also forfeited 11 wins during the 1996-97 season which adjusted the team's record from (10-6 Big 12) to 8-20 (0-16 Big 12) for the use of an ineligible player. Actual totals are shown.													

TEXAS TECH UNIVERSITY & BASKETBALL PROGRAM INFORMATION

Location	Lubbock, Texas	All-Time Record (Seasons)	1562-1187 (101st)
Founded	1923	All-Time Big 12 Record (Seasons)	220-286 (29)
Enrollment	42,272	NCAA Tournament Record (Appearances)	22-22 (21)
Nickname	Red Raiders	Big 12 Tournament Record (Appearances)	18-28 (28)
Colors	Scarlet (PMS 485c) and Black (Process Black)	Conference Regular Season Titles	1 • Big 12 • 2019
Official Mascot	Masked Rider		6 • SWC • 1961 • 1962 • 1973 • 1985 • 1995 • 1996
Unofficial Mascot	Raider Red		6 • Border • 1933 • 1934 • 1935 • 1954 • 1955 • 1956
Facility • Capacity	United Supermarkets Arena • 15,098	Conference Tournament Titles	5 • SWC • 1976 • 1985 • 1986 • 1993 • 1996
Conference	Big 12 • Charter Member	NCAA Tournament Appearances (21)	1954 • 1956 • 1961 • 1962 • 1973 • 1976 • 1985 • 1986 • 1993 • 1996 • 2002 • 2004 • 2005 • 2007 • 2016 • 2018 • 2019 • 2021 • 2022 • 2024 • 2025
Chancellor	Brandon Creighton	(*2020 NCAA Tournament Canceled)	
President	Dr. Lawrence Schovanec	NIT Appearances	(4)
Director of Athletics	Kirby Hocutt		1979 • 1995 • 2003 • 2010
Deputy Director of Athletics • Men's Basketball Sport Administrator	Jonathan Botros		
Head Coach	Grant McCasland		



## TEXAS TECH • UNITED SUPERMARKETS ARENA W-L RECORDS

### YEAR-BY-YEAR RECORD AT UNITED SUPERMARKETS ARENA

SEASON	GAMES	NON-CONFERENCE RECORD	BIG 12 RECORD	OVERALL RECORD
1999-2000	15	6-1	2-6	8-7
2000-01	14	3-3	3-5	6-8
2001-02	17	8-1	7-1	15-2
2002-03	17	9-0	4-4	13-4
2003-04	16	8-0	7-1	15-1
2004-05	15	7-0	6-2	13-2
2005-06	16	7-1	5-3	12-4
2006-07	16	7-1	6-2	13-3
2007-08	15	7-0	6-2	13-2
2008-09	18	9-1	3-5	12-6
2009-10	19	11-0	3-5	14-5
2010-11	18	8-2	3-5	11-7
2011-12	15	6-0	1-8	7-8
2012-13	20	7-4	2-7	9-11
2013-14	17	7-1	4-5	11-6
2014-15	19	10-0	3-6	13-6
2015-16	17	8-0	6-3	14-3
2016-17	19	10-0	6-3	16-3
2017-18	17	8-0	8-1	16-1
2018-19	17	8-0	8-1	16-1
2019-20	17	7-1	6-3	13-4
2020-21	15	6-0	5-4	11-4
2021-22	18	9-0	9-0	18-0
2022-23	17	7-0	3-6	10-6
2023-24	17	8-0	7-2	15-2
2024-25	18	8-0	7-3	15-3
2025-26	5	5-0	0-0	5-0



## TEXAS TECH • UNITED SUPERMARKETS ARENA ATTENDANCE RECORDS

DATE	OPPONENT	RESULT	ATTENDANCE
02/01/2022	[23] Texas	W • 77-64	15,300
01/26/2004	[16] Texas	L • 62-61 • OT	15,250
02/22/2005	Texas	W • 69-65	15,152
03/05/2025	Colorado	W • 91-75	15,098
02/24/2025	[4] Houston	L • 69-61	15,098
02/04/2025	Baylor	W • 73-59	15,098
01/18/2025	Arizona	W • 70-54	15,098
02/27/2024	Texas	L • 81-69	15,098
02/20/2024	TCU	W • 82-81	15,098
02/12/2024	[6] Kansas	W • 79-50	15,098
02/03/2024	Cincinnati	L • 75-72	15,098
01/20/2024	[20] BYU	W • 85-78	15,098
11/08/2022	Northwestern State	W • 73-49	15,098
02/28/2022	Kansas State	W • 73-68	15,098
02/22/2022	Oklahoma	W • 66-42	15,098
01/29/2022	Mississippi State	W • 76-50	15,098
01/18/2022	[15] Iowa State	W • 72-60	15,098
11/05/2019	Eastern Illinois	W • 85-60	15,098
11/09/2019	Bethune-Cookman	W • 79-44	15,098
01/07/2020	[4] Baylor	W • 57-52	15,098
01/18/2020	Iowa State	W • 72-52	15,098
02/29/2020	Texas	L • 68-58	15,098
03/07/2020	[1] Kansas	L • 66-62	15,098
01/05/2019	Kansas State	W • 63-57	15,098
01/16/2019	Iowa State	L • 68-64	15,098
02/23/2019	[12] Kansas	W • 91-62	15,098
03/04/2019	Texas	W • 70-51	15,098
02/24/2018	[8] Kansas	L • 74-72	15,098
02/13/2018	[23] Oklahoma	W • 88-78	15,098
01/31/2018	Texas	W • 73-71 • OT	15,098
01/13/2018	[2] West Virginia	W • 72-71	15,098
02/08/2014	[19] Oklahoma State	W • 65-61	15,098
01/01/2007	New Mexico	W • 70-68	15,098
12/28/2006	UNLV	L • 74-66	15,098
02/23/2002	Texas A&M	W • 74-53	15,098
02/15/2003	[5] Oklahoma	L • 63-58	15,098
02/02/2002	Iowa State	W • 69-43	15,098
01/26/2002	[6] Oklahoma	W • 92-79	15,098
01/19/2002	[6] Oklahoma State	W • 94-70	15,098
01/14/2002	Texas	L • 74-71 • OT	15,098
03/05/2005	[20] Oklahoma	L • 74-54	15,078
11/19/1999	Indiana	L • 68-60	15,050
01/15/2005	Texas A&M	W • 70-56	15,048
01/19/2004	[11] Oklahoma	W • 67-47	15,018
03/01/2003	[5] Texas	L • 76-71	15,018
01/24/2007	[6] Texas A&M	W • 70-68	15,011
02/16/2022	[7] Baylor	W • 83-73	14,923
01/13/2024	Kansas State	W • 60-59	14,856
01/14/2022	Oklahoma State	W • 78-57	14,853
02/12/2022	TCU	W • 82-69	14,810

01/27/2020	[15] Kentucky	L • 76-74 (OT)	14,763
02/19/2020	Kansas State	W • 69-62	14,695
11/30/2022	Georgetown	W • 79-65	14,649
2/16/2019	Baylor	W • 86-61	14,598
01/22/2022	West Virginia	W • 78-65	14,556
02/22/2025	West Virginia	W • 73-51	14,466
02/17/2016	[3] Oklahoma	W • 65-63	14,471
03/09/2024	[11] Baylor	W • 78-68	14,432
01/03/2023	[3] Kansas	L • 75-72	14,385
01/09/2024	Oklahoma State	W • 90-73	14,362
01/04/2020	Oklahoma State	W • 85-50	14,325
01/08/2022	[6] Kansas	W • 75-67	14,320
01/26/2019	Arkansas	W • 67-64	14,290
01/11/2025	[3] Iowa State	L • 85-84 (OT)	14,263
11/09/2021	North Florida	W • 89-71	14,245
02/20/2002	Missouri	W • 91-68	14,426
02/25/2023	[24] TCU	L • 83-82	14,410
01/15/2000	Texas A&M	L • 88-86	14,324
02/13/2023	[6] Texas	W • 74-67	14,241
12/30/2001	Minnesota	W • 80-60	14,232
01/09/2016	[1] Kansas	L • 69-59	14,231
11/12/2021	Grambling	W • 88-62	14,171
01/17/2023	[21] Baylor	L • 81-74	14,152
01/29/2025	TCU	W • 71-57	14,114
01/8/2019	Oklahoma	W • 66-59	14,090
01/07/2023	Oklahoma	L • 68-63 (OT)	14,082
12/29/2019	CSU Bakersfield	W • 73-58	14,055
01/22/2000	[14] Texas	L • 72-59	14,045
01/01/2002	Wyoming	W • 90-84	13,956
03/04/2023	Oklahoma State	L • 71-68	13,885
02/12/2002	Baylor	W • 90-65	13,856
11/10/2022	Texas Southern	W • 70-69	13,835
12/01/2001	TCU	W • 99-86	13,811
02/11/2017	[3] Kansas	L • 80-79	13,806
01/26/2025	Oklahoma State	W • 64-54	13,794
01/06/2002	Kansas State	W • 74-49	13,791
02/10/2024	UCF	W • 66-59	13,715
12/17/2001	Louisiana-Lafayette	W • 89-72	13,713
12/22/2009	Stanford	W • 100-87	13,617
11/08/2024	Northwestern State	W • 100-87	13,610
12/22/2001	Stetson	W • 101-47	13,609
01/29/2020	No. 12 West Virginia	W • 89-81	13,586
11/24/2001	Sam Houston State	L • 69-65	13,567
12/21/2019	UTRGV	W • 68-58	13,516
01/31/2007	[22] Texas	L • 76-64	13,498
11/07/2025	Sam Houston	W • 98-77	13,440
02/12/2025	Arizona State	W • 111-106 (2OT)	13,290
11/24/2019	Long Island	W • 96-66	13,286
02/07/2018	Iowa State	W • 76-58	13,221
11/14/2025	Milwaukee	W • 80-63	13,126
11/26/2001	UTEP	W • 81-56	13,093

11/04/2025	Lindenwood	W • 98-60	13,074
02/12/2020	TCU	W • 88-42	13,050
01/29/2005	Nebraska	W • 84-68	13,049
01/10/2004	Oklahoma State	W • 83-62	13,043
11/15/2022	Louisiana Tech	W • 64-55	13,027
02/11/2023	[12] Kansas State	W • 71-63	12,973
11/08/2023	A&M-Commerce	W • 73-46	12,930
03/03/2018	TCU	W • 79-75	12,871
02/4/2019	West Virginia	W • 81-50	12,831
12/29/2017	[18] Baylor	W • 77-53	12,827
01/16/2016	[22] Baylor	L • 63-60	12,827
03/03/2003	[7] Kansas	L • 65-56	12,821
12/7/2022	Nicholls	W • 78-71	12,682
12/31/2024	UCF	L • 87-83	12,767
11/24/2021	Omaha	W • 96-40	12,670
02/18/2014	[8] Kansas	L • 64-63	12,667
03/01/2017	Texas	W • 67-57	12,643
01/23/2018	Oklahoma State	W • 75-70	12,585
11/21/2019	Tennessee State	W • 72-57	12,584
01/06/2018	Kansas State	W • 74-58	12,531
01/02/2016	Texas	W • 82-74	12,491
02/20/2010	[15] Texas	L • 71-67	12,481
12/15/2021	Arkansas State	W • 75-62	12,431
03/05/2014	Texas	W • 59-53	12,429
11/15/2021	Prairie View A&M	W • 84-49	12,419
01/17/2009	[11] Texas	L • 71-49	12,382
03/02/2016	Kansas State	W • 80-71	12,359
02/14/2005	[3] Kansas	W • 80-79 • 2OT	12,298
12/16/2019	Southern Miss	W • 71-65	12,290
12/28/2023	Sam Houston	W • 96-60	12,271
02/27/2019	Oklahoma State	W • 84-80	12,248
11/27/2021	Lamar	W • 89-58	12,233
02/25/2014	Kansas State	L • 60-56	12,224
02/21/2004	Texas A&M	W • 76-60	12,135
12/22/2021	Eastern Washington	W • 78-46	12,133
12/28/2021	Alabama State	W • 75-53	12,059
11/05/2024	Bethune-Cookman	W • 75-53	12,059
02/22/2003	Texas A&M	W • 70-69	12,029
01/06/2001	[7] Kansas	L • 94-82	11,820
01/25/2023	West Virginia	L • 76-61	11,802
12/13/2022	Eastern Washington	W • 77-70	11,627
02/28/2009	[3] Oklahoma	L • 78-63	11,574
12/23/2006	Bucknell	W • 72-60	11,561
01/20/2007	[5] Kansas	W • 69-64	11,469
12/04/2024	DePaul	W • 76-62	11,465
11/13/2024	Wyoming	W • 96-49	11,456
01/08/2005	[7] Oklahoma State	L • 76-66	11,456
02/13/2010	Texas A&M	L • 67-65	11,453
12/28/2018	UTRGV	W • 71-46	11,418
01/21/2017	Oklahoma State	L • 83-64	11,360
12/18/2000	Texas A&M-Corpus Christi	L • 86-80	11,352



## HEAD COACH GRANT McCASLAND



Grant McCasland has led Texas Tech to the NCAA Tournament in each of his first two seasons and to a 51-20 overall record entering the 2025-26 season. McCasland and the Red Raiders advanced to the program's third Elite 8 during the 2025 NCAA Tournament in a season where the team went 28-9 overall and set a program record with 15 wins in Big 12 play. Under McCasland's leadership, the Red Raiders set a program record with eight road wins in conference play and earned the third most victories in a season. His 51 wins through two seasons are the most for any Tech head coach in program history and takes his career record to 262-109.

McCasland's second season in Lubbock proved to be historic with the Red Raiders matching a program record with a No. 3 seed in the NCAA Tournament and advancing to the Elite 8 for the third time. He was named a Naismith Werner Ladder National Coach of the Year semifinalist after the Red Raiders finished second in the Big 12 standing with a 15-5 conference record and finished in the AP Top 10 for the final five weeks of the season. Picked seventh in the Big 12 Preseason Poll, McCasland and the Red Raiders rose up the national rankings and were at No. 9 going into the tournament. The five straight weeks in the AP Top 10 set a new program record. His 51-20 record through two seasons is the best record for any Tech head coach in program history and also includes going 26-12 in Big 12 games and 30-5 in home games.

A proven winner who began his career as the Texas Tech men's basketball Director of Operations from 1999-2001, McCasland became only the third head coach in program history to lead the Red Raiders to 20-plus wins in their first season and the fourth to take the program to the national tournament in their first season. In his first season (2023-24), Tech finished tied for third in the Big 12 standings with an 11-7 conference record and also went 15-2 at home.

At the time of his hiring, McCasland said: "I want to thank President Lawrence Schovanec and Athletics Director Kirby Hocutt, and the committee for the opportunity to coach at Texas Tech. The commitment and vision for Texas Tech has no limits and we look forward to loving our team everyday with a greater purpose. We will strive daily for excellence in every aspect of our program, do things the right way, winning championships that values relationships throughout. Our family looks forward to joining the Red Raider nation and can't wait to get started in Lubbock."

The Red Raiders were the NCAA South Region's No. 6 seed and played in Pittsburgh where they fell to NC State in the first round. Tech finished the season with six wins over AP Top 25 opponents, including a 79-50 win over No. 6 Kansas and finishing the regular season with a 78-68 win over No. 11 Baylor.

Prior to Tech, McCasland had most recently spent six seasons at North Texas where he led the Mean Green to a 31-7 record and the National Invitation Tournament Championship in his final year. His teams led the nation in scoring defense the final two seasons he was in Denton after limiting opponents to just 55.7 points per game in both seasons. UNT held 27 of its 38 opponents under 60 points this season.

McCasland started his coaching career as the Texas Tech Director of Operations for two seasons under head coach James Dickey and took his first head coaching job at Midland College where he would win a NJCAA National Championship in 2007. The Red Raiders will be the 46-year-old McCasland's fifth head coaching job in a journey back to Texas Tech which includes leading Midland College from 2004-09, two years as the head coach at Midwestern State (2009-11), five seasons as an assistant coach at Baylor (2011-16), and one as the head coach at Arkansas State (2016-17) before amassing an impressive 135-65 (.675) record at UNT.

An Irving, Texas native, McCasland is a Baylor graduate who played for the Bears from 1995-99 as a walk-on. He earned Academic All-Big 12 honorable-mention honors as a senior and graduated from Baylor in 1999 with a degree in entrepreneurship and management before getting his master's from Texas Tech in 2001.

At North Texas, McCasland led the Mean Green to three straight Conference USA titles (2020, 2021, 2022), their first NCAA Tournament victory, first NIT victories, most single-season victories, and most single-season league victories in program history among other achievements. Along with leading the nation by limiting teams to only 55.7 points per game, UNT ranked seventh nationally by holding opponents to 39.2 percent shooting.

During his final season in Denton, McCasland led UNT to a program-record 31 wins after winning the 2023 NIT Championship with a 68-61 victory over UAB in Las Vegas. The Mean Green were second in the C-USA standings with a 16-4 conference record and a 14-2 record on their home court. The program advanced to the NIT Finals with wins over Alcorn State, Sam Houston, Oklahoma State and Wisconsin to set up its matchup against UAB. The Mean Green earned the postseason championship by jumping out to a 37-27 halftime lead and limiting UAB to only 35.6 shooting throughout the night – capping the season with another dominant defensive performance. The Mean Green reached the NIT finals with a 56-54 win over Wisconsin in the semifinals by holding the Badgers scoreless over the final nine minutes of play and to only 13 second-half points. UNT trailed 41-29 at halftime before locking down on defense and limiting Wisconsin to only 24.0 percent shooting in the second half with its final basket coming with 9:07 still on the clock.

### PERSONAL

• Family: Wife, Cece; daughters Amaris and Jersey; sons Jett and Beckett (photo order: Grant, Jersey, Jett, Amaris, Beckett, Cece)

### EDUCATION

• College: Baylor, 1999 (B.S.); Texas Tech, 2001 (M.S.)

### COACHING EXPERIENCE

- 1999-2001: Texas Tech, director of operations
- 2001-03: Northeastern JC, assistant coach
- 2004-09: Midland College, head coach
- 2009-11: Midwestern State, head coach
- 2011-16: Baylor, assistant coach
- 2016-17: Arkansas State, head coach
- 2017-23: North Texas, head coach
- 2023-Current: Texas Tech, head coach

### RECORD BY SEASON

2009-10: Midwestern State, 31-3, 10-2 LSC  
2010-11: Midwestern State, 25-9, 9-5 LSC  
2016-17: Arkansas State, 20-12, 11-7 SBC  
2017-18: North Texas, 20-18, 8-10 C-USA  
2018-19: North Texas, 21-12, 8-10 C-USA  
2019-20: North Texas, 20-11, 14-4 C-USA  
2020-21: North Texas, 18-10, 9-5 C-USA  
2021-22: North Texas, 25-7, 16-2 C-USA  
2022-23: North Texas, 31-7, 16-4 C-USA  
2023-24: Texas Tech, 23-11, 11-7 Big 12  
2024-25: Texas Tech, 28-9, 15-5 Big 12  
2025-26: Texas Tech, 7-2, 0-0 Big 12

### POSTSEASON EXPERIENCE

- 2004-05 NJCAA, Elite Eight (Midland)
- 2006-07 NJCAA, National Champions (Midland)
- 2008-09 NJCAA, Finals (Midland)
- 2009-10 NCAA Division II, Elite Eight (Midwestern State)
- 2010-11 NCAA Division II, Elite Eight (Midwestern State)
- 2011-12 NCAA, Elite Eight (Baylor)
- 2012-13 NIT, Champions (Baylor)
- 2013-14 NCAA, Sweet 16 (Baylor)
- 2014-15 NCAA, First Round (Baylor)
- 2015-16 NCAA, First Round (Baylor)
- 2017-18 CBI Champions (North Texas)
- 2020-21 NCAA Tournament, Round of 32 (North Texas)
- 2021-22 NIT Second Round (North Texas)
- 2022-23 NIT Champions (North Texas)
- 2023-24 NCAA Tournament First Round (Texas Tech)
- 2024-25 NCAA Tournament Elite Eight (Texas Tech)



## TEXAS TECH • SCORING RECORDS

### GAME • TOTAL POINTS • ALL GAMES

#### 50 POINTS

PLAYER	CL	OPPONENT	DATE
Dub Malaise	Sr.	at Texas • SWC	02/19/1966

#### 47 POINTS

PLAYER	CL	OPPONENT	DATE
Will Flemons	Sr.	Oral Roberts	02/15/1993

#### 44 POINTS

PLAYER	CL	OPPONENT	DATE
Rick Bullock	Sr.	at Arkansas • SWC	01/28/1976

#### 43 POINTS

PLAYER	CL	OPPONENT	DATE
Mike Singletary	So.	vs. Texas A&M • B12 Tourney	03/11/2009
Dub Malaise	Sr.	TCU • SWC	02/01/1966

#### 42 POINTS

PLAYER	CL	OPPONENT	DATE
Mike Russell	Jr.	Texas A&M • SWC	01/18/1977

#### 41 POINTS

PLAYER	CL	OPPONENT	DATE
JT Toppin	So.	Arizona State • B12	02/12/2025
Jarrius Jackson	Jr.	at Nebraska • B12	02/18/2006
Rayford Young	Jr.	[24] Kansas • B12	02/13/1999
Rick Bullock	So.	TCU • SWC	02/02/1974
Jim Reed	Jr.	at Furman	12/17/1954

#### 40 POINTS

PLAYER	CL	OPPONENT	DATE
Dub Malaise	Sr.	Texas A&M • SWC	02/15/1966
Dub Malaise	So.	Wyoming	12/12/1964

#### 39 POINTS

PLAYER	CL	OPPONENT	DATE
Cory Carr	Sr.	Louisiana-Lafayette	12/06/1997

### TEXAS TECH ALL-TIME 30-POINT SCORERS

PLAYER	TIMES
Dub Malaise	13
Cory Carr	10
Andre Emmett	10
Jason Sasser	8
Greg Lowery	7
<b>JT Toppin</b>	<b>5</b>
Rick Bullock	5
Jarrius Jackson	5
Gene Knolle	5
Mike Russell	5
Keenan Evans	3
Lance Hughes	3
Jerry Mason	3
Jim Reed	3
Jarrett Culver	2
Harold Denney	2
Will Flemons	2
Bobby Measells	2
Del Ray Mounts	2
Mike Singletary	2
Alan Voskuil	2
Rayford Young	2
<b>Christian Anderson</b>	<b>1</b>
Tony Battie	1
Eugene Carpenter	1
Mark Davis	1
Andy Ellis	1
Sean Gay	1
Ben Hill	1
Leon Hill	1
Lenny Holly	1
Harold Hudgens	1
Pop Isaacs	1
Bubba Jennings	1
Mario Layne	1
Anthony Livingston	1
Curtis Marshall	1
Mac McClung	1
Steve Miles	1
Paul Nolen	1
Nick Okorie	1
Wendell Owens	1
Tom Patty	1
Norman Reuther	1
John Roberson	1
Ronald Ross	1
Clarence Swannegan	1
Ned Underwood	1
Martin Zeno	1
Bryson Williams	1
Darrion Williams	1

#### 38 POINTS

PLAYER	CL	OPPONENT	DATE
Keenan Evans	Sr.	Texas • B12	01/31/2018
Harold Hudgens	Sr.	Rice • SWC	01/07/1961
Paul Nolen	So.	Arizona State • BC	02/14/1951

#### 37 POINTS

PLAYER	CL	OPPONENT	DATE
Norman Reuther	Sr.	Arkansas • SWC	02/28/1967
Jim Reed	Sr.	Texas State	02/10/1956

#### 36 POINTS

PLAYER	CL	OPPONENT	DATE
Rayford Young	Sr.	[10] Iowa State • B12	03/01/2000
Jason Sasser	Jr.	at TCU • SWC	03/04/1995
Jason Sasser	Jr.	TCU • SWC	02/04/1995

#### 35 POINTS

PLAYER	CL	OPPONENT	DATE
<b>JT Toppin</b>	<b>Jr.</b>	<b>at [14] Illinois</b>	<b>11/11/2025</b>
Alan Voskuil	Sr.	[9] Kansas • B12	03/04/2009
Cory Carr	Sr.	Baylor • B12	01/13/1998
Greg Lowery	Jr.	SMU • SWC	02/27/1971
Greg Lowery	So.	at Texas • SWC	02/07/1970
Del Ray Mounts	So.	Arkansas • SWC	02/02/1960
Eugene Carpenter	Sr.	New Mexico State • BC	02/29/1956

#### 34 POINTS

PLAYER	CL	OPPONENT	DATE
<b>Christian Anderson</b>	<b>So.</b>	<b>Lindenwood</b>	<b>11/04/2025</b>
Nick Okorie	Sr.	at Colorado • B12	03/06/2010
Andre Emmett	Jr.	at [21] Missouri • B12	02/09/2003
Cory Carr	Jr.	vs. [21] Fresno State	12/21/1996
Jason Sasser	So.	Texas • SWC	02/20/1994
Bubba Jennings	Jr.	at New Mexico State	12/29/1984
Mike Russell	Sr.	vs. Houston • SWC Tourney	03/02/1978
Greg Lowery	Sr.	at TCU • SWC	02/29/1972
Greg Lowery	Jr.	at SMU • SWC	02/09/1971
Greg Lowery	Jr.	Arkansas • SWC	01/12/1971
Gene Knolle	Sr.	San Diego State	12/01/1970

#### 33 POINTS

PLAYER	CL	OPPONENT	DATE
Bryson Williams	Sr.	at [5] Kansas	01/24/2022
Anthony Livingston	Sr.	Rice	12/03/2016
Mike Singletary	Sr.	at Iowa State • B12	01/26/2011
John Roberson	So.	at UTEP	12/17/2008
Martin Zeno	Sr.	Missouri • B12	01/23/2008
Andre Emmett	So.	at Colorado • B12	02/16/2002
Cory Carr	Sr.	Oklahoma State • B12	02/18/1998
Cory Carr	Jr.	Nebraska • B12	02/08/1997
Jerry Mason	Sr.	vs. TCU • SWC Tourney	03/10/1989
Greg Lowery	Jr.	vs. Jacksonville	12/28/1971
Gene Knolle	Jr.	vs. Pacific	12/28/1970
Dub Malaise	Sr.	Oklahoma	12/14/1965
Harold Denney	Jr.	Arkansas • SWC	01/04/1964
Del Ray Mounts	So.	[18] Texas A&M • SWC	02/26/1960

#### 32 POINTS

PLAYER	CL	OPPONENT	DATE
JT Toppin	So.	at Oklahoma State • B12	02/15/2025
Pop Isaacs	So.	[20] BYU • B12	01/20/2024
Keenan Evans	Sr.	[22] Nevada	12/05/2017
Jarrius Jackson	So.	at [15] Oklahoma • B12	02/05/2005
Andre Emmett	Sr.	Oklahoma State • B12	01/10/2004
Andre Emmett	So.	[6] Oklahoma State • B12	01/19/2002
Mario Layne	Sr.	Prairie View A&M	01/03/2000
Jason Sasser	Jr.	Texas • SWC	02/23/1995
Lance Hughes	Sr.	at Baylor • SWC	02/11/1995
Jerry Mason	So.	at Texas A&M • SWC	02/27/1988
Wendell Owens	Sr.	SMU • SWC	01/19/1987
Clarence Swannegan	Sr.	Texas-Arlington	12/10/1981
Ben Hill	Jr.	vs. Washington	12/26/1980
Mike Russell	Jr.	Texas • SWC	02/12/1977
Mike Russell	Jr.	at Baylor • SWC	01/22/1977
Rick Bullock	Sr.	[14] Kansas State	11/29/1975
Rick Bullock	Sr.	Texas • SWC	02/10/1976
Rick Bullock	So.	Arkansas • SWC	02/12/1974
Gene Knolle	Sr.	SMU • SWC	02/27/1971
Gene Knolle	Sr.	Baylor • SWC	02/02/1971
Gene Knolle	Jr.	at Washington	12/05/1970
Greg Lowery	So.	Rice • SWC	02/24/1970
Bobby Measells	Sr.	Texas • SWC	02/21/1967
Bobby Measells	Jr.	at New Mexico State	12/28/1965
Jim Reed	Sr.	at Nebraska	12/09/1955

#### 31 POINTS

PLAYER	CL	OPPONENT	DATE
<b>JT Toppin</b>	<b>Jr.</b>	<b>Sam Houston</b>	<b>11/7/2025</b>
Jarrett Culver	So.	at Iowa State	03/09/2019
Keenan Evans	Sr.	at South Carolina	01/27/2018

Jarrius Jackson	Sr.	at [6] Texas A&M • B12	02/13/2007
Jarrius Jackson	Sr.	at Oklahoma • B12	02/03/2007
Jarrius Jackson	Sr.	at UTEP	11/25/2006
Andre Emmett	Jr.	New Mexico State	12/21/2002
Andre Emmett	Jr.	New Mexico	12/18/2002
Cory Carr	Sr.	at Baylor • B12	02/01/1998
Cory Carr	Sr.	Kansas State • B12	01/21/1998
Cory Carr	Sr.	at Nevada	12/27/1997
Tony Battie	Jr.	Colorado • B12	01/11/1997
Cory Carr	Jr.	vs. New Mexico State	12/27/1996
Jason Sasser	Fr.	at Baylor • SWC	03/06/1993
Will Flemons	Sr.	at Texas • SWC	01/23/1993
Lance Hughes	Fr.	at Rice • SWC	02/22/1992
Mike Russell	Jr.	South Carolina	12/04/1976
Dub Malaise	Jr.	at Baylor • SWC	02/23/1965
Harold Denney	Jr.	Arkansas • SWC	01/09/1965
Dub Malaise	Sr.	Colorado	12/21/1964
Ned Underwood	Jr.	Arizona • BC	02/06/1956

#### 30 POINTS

PLAYER	CL	OPPONENT	DATE
JT Toppin	So.	Colorado • B12	03/05/2025
Darrion Williams	Sr.	[6] Kansas • B12	02/12/2024
Mac McClung	Jr.	at West Virginia • B12	01/25/2021
Jarrett Culver	So.	Abilene Christian	12/15/2018
Alan Voskuil	Jr.	[18] Kansas State • B12	02/13/2008
Ronald Ross	Sr.	San Francisco	01/01/2005
Curtis Marshall	Sr.	UNC-Asheville	11/19/2004
Andre Emmett	Jr.	vs. [3] Texas • B12 Tourney	03/14/2003
Andre Emmett	Jr.	at [16] Oklahoma State • B12	02/24/2003
Andre Emmett	So.	Baylor • B12	02/12/2002
Andre Emmett	So.	at SMU	11/20/2001
Andy Ellis	So.	Indiana	11/19/1999
Cory Carr	Jr.	at Missouri • B12	02/25/1997
Jason Sasser	Sr.	at Houston • SWC	02/17/1996
Mark Davis	Sr.	SMU • SWC	01/21/1995
Jason Sasser	Jr.	SMU • SWC	01/21/1995
Jason Sasser	So.	Texas A&M • SWC	02/05/1994
Lenny Holly	So.	Texas • SWC	02/25/1993
Lance Hughes	So.	TCU • SWC	01/30/1993
Steve Miles	Sr.	at Texas • SWC	02/23/1991
Sean Gay	Sr.	Portland	12/19/1988
Jerry Mason	So.	Rice • SWC	01/06/1988
Dub Malaise	Jr.	at Arkansas • SWC	03/02/1965
Dub Malaise	Jr.	Texas • SWC	02/16/1965
Dub Malaise	Jr.	at Texas A&M • SWC	02/09/1965
Dub Malaise	Jr.	SMU • SWC	01/26/1965
Dub Malaise	Jr.	Nebraska	12/19/1964
Tom Patty	Sr.	Rice • SWC	03/03/1964
Dub Malaise	So.	TCU • SWC	02/18/1964
Leon Hill	Sr.	Missouri	12/20/1958

### SINGLE GAME • TOTAL POINTS • ALL GAMES • FRESHMAN

PLAYER	PTS	OPPONENT	DATE
Jason Sasser	31	at Baylor • SWC	03/06/1993
Lance Hughes	31	at Rice • SWC	02/22/1992
John Roberson	28	Northwestern State	12/29/2007
Jahmi'us Ramsey	27	Long Island	11/24/2019
Jordan Tolbert	27	Cal State Bakersfield	12/27/2011
Jordan Tolbert	27	at TCU	12/06/2011
Jarrett Culver	26	at West Virginia	02/26/2018
Jahmi'us Ramsey	26	at [3] Kansas	02/01/2020
Jarrett Culver	25	Oklahoma State	01/23/2018
Jahmi'us Ramsey	25	vs. Houston Baptist	11/13/2019
Jahmi'us Ramsey	25	at Iowa State	02/22/2020
Pop Isaacs	24	Nicholls	12/07/2022
Pop Isaacs	23	at Texas	01/14/2023

### SINGLE GAME • TOTAL POINTS • ALL GAMES • SOPHOMORE

PLAYER	PTS	OPPONENT	DATE
Mike Singletary	43	vs. Texas A&M • B12 Tourney	03/11/2009
<b>JT Toppin</b>	<b>41</b>	<b>Arizona State • B12</b>	<b>02/12/2025</b>
Rick Bullock	41	TCU • SWC	02/02/1974
Dub Malaise	40	Wyoming	12/12/1964
Paul Nolen	38	Arizona State • BC	02/14/1951
Greg Lowery	35	at Texas • SWC	02/07/1970
Del Ray Mounts	35	Arkansas • SWC	02/02/1960

### SINGLE GAME • TOTAL POINTS • ALL GAMES • JUNIOR

PLAYER	PTS	OPPONENT	DATE
Mike Russell	42	Texas A&M • SWC	01/18/1977
Rayford Young	41	[24] Kansas • B12	02/13/1999
Jim Reed	41	at Furman	12/17/1954
Jarrius Jackson	41	at Nebraska • B12	02/18/2006
Jason Sasser	36	at TCU • SWC	03/04/1995
Jason Sasser	36	TCU • SWC	02/04/1995

### SINGLE GAME • TOTAL POINTS • ALL GAMES • SENIOR

PLAYER	PTS	OPPONENT	DATE
Dub Malaise	50	at Texas • SWC	02/19/1966
Will Flemons	47	Oral Roberts	02/15/1993
Rick Bullock	44	at Arkansas • SWC	01/28/1976
Dub Malaise	43	TCU • SWC	02/01/1966
Dub Malaise	40	Texas A&M • SWC	02/15/1966



TEXAS TECH • SINGLE-GAME RECORDS (ALL GAMES)

GAME • TEAM POINTS • ALL GAMES

	PTS	OPPONENT	DATE	RESULT
1	128	Texas [SWC]	02/20/2004	W • 128-125
2	122	at Baylor [SWC]	02/11/1995	W • 122-91
3	119	UNC Asheville	11/19/2004	W • 119-55
	119	Texas Wesleyan	11/30/1981	W • 119-89
5	118	Houston Baptist	01/29/1992	W • 118-53
6	117	Oral Roberts	02/15/1993	W • 117-99
	117	at Texas [SWC]	02/19/1966	W • 117-86
	117	UTEP [BC]	02/27/1956	W • 117-90
9	116	Houston Baptist	11/29/1994	W • 116-82
10	115	Baylor [SWC]	01/04/1966	W • 115-77
	114	McMurry	12/02/1965	W • 114-70
	113	Arizona State [BC]	02/01/1956	W • 113-63
	111	Arizona State [B12]	02/12/2025	W • 111-106 (20T)
	111	Houston Christian	12/21/2022	W • 111-67
	111	vs. [21] Fresno State	12/21/1996	W • 111-101
	111	South Dakota State	12/01/1979	W • 111-75
	111	at Furman	12/17/1954	W • 111-103

GAME • LARGEST MARGIN OF VICTORY • ALL GAMES

	PTS	OPPONENT	DATE	SCORE
1	72	Nicholls State	12/07/2002	107-35
2	65	Houston Baptist	01/29/1992	118-53
3	64	UNC-Ashville	11/19/2004	119-55
4	62	South Carolina State	12/17/2014	101-39
5	56	Omaha	11/23/2021	96-40
6	55	Louisiana Tech	12/05/2007	86-31
	55	Montana State-Northern	11/29/1978	109-54
8	54	Stetson	12/22/2001	101-47
9	53	UTRGV	12/07/2005	103-50
10	52	Centenary College	11/27/2004	93-41
	51	Prairie View A&M	12/10/1994	107-56
	50	Jackson State	12/17/2022	102-52
	50	Arizona State [BC]	02/01/1956	113-63
	50	Incarnate Word	11/06/2018	87-37

GAME • FIELD GOALS MADE • ALL GAMES

	FGM	OPPONENT	DATE
1	67	East Central	11/20/2008
2	51	Texas Wesleyan	11/30/1981
3	49	Arizona State	02/01/1956
	49	Baylor • SWC	01/04/1966
5	47	TCU • SWC	03/08/1975

GAME • FIELD GOALS ATTEMPTED • ALL GAMES

	FGA	OPPONENT	DATE
1	113	East Central	11/20/2008
2	101	Arizona State • BC	02/01/1956
3	94	Texas Wesleyan	11/30/1981
4	92	TCU • SWC	03/08/1975
5	88	Texas A&M • SWC	01/31/1990

GAME • FIELD GOAL PERCENTAGE • ALL GAMES

	PCT	OPPONENT (FGM-FGA)	DATE
1	.727	New Orleans (24-33)	01/14/1989
2	.682	at TCU • SWC (30-44)	02/27/1993
3	.680	Utah (34-50)	11/29/1984
4	.677	SMU • SWC (42-62)	02/27/1971
5	.675	Arkansas • SWC (27-40)	01/16/1985

GAME • FIELD GOALS MADE • ALL GAMES

	FGM	PLAYER	FGA	OPPONENT	DATE
1	18	Dub Malaise	at Texas • SWC	02/19/1966	
	18	Jim Reed	at Furman	12/17/1954	
3	17	JT Toppin	Arizona State	02/12/2025	
	17	Will Flemons	Oral Roberts	02/15/1993	
5	16	Rick Bullock	Arkansas • SWC	02/03/1976	
	16	Rick Bullock	TCU • SWC	02/02/1974	
	16	Bobby Measells	at New Mexico State	12/28/1965	
	16	Eugene Carpenter	New Mexico State • BC	02/29/1956	
	16	Jim Reed	West Texas A&M • BC	02/10/1956	

GAME • FIELD GOALS ATTEMPTED • ALL GAMES

	FGA	PLAYER	FGM	OPPONENT	DATE
1	33	Virgil Johnson	Hardin-Simmons • BC	03/03/1953	
2	32	Dub Malaise	at Texas • SWC	02/12/1963	
3	28	Jarrius Jackson	vs. [19] Wake Forest	11/18/2005	
4	26	Andre Emmett	at [16] Oklahoma State • B12	02/24/2003	
	26	Cory Carr	Baylor • B12	01/13/1998	
	26	Cory Carr	at Baylor • B12	02/15/1997	
	26	Ron Richardson	SMU • SWC	01/13/1973	

GAME • FIELD GOAL PERCENTAGE • ALL GAMES • MIN: 10 FGA

	PCT	PLAYER	FGM-FGA	OPPONENT	DATE
1	1.000	Darrion Williams	12-12	[6] Kansas • B12	02/12/2024
	1.000	Greg Lowery	11-11	Rice • SWC	02/24/1970
	1.000	Will Flemons	10-10	Midwestern State	12/17/1992
	1.000	Steve Miles	10-10	UTRGV	12/03/1990
5	.923	Jarrett Culver	12-13	Abilene Christian	12/15/2018
6	.917	Andre Emmett	11-12	at Iowa State • B12	02/12/2003
	.909	JT Toppin	10-11	Wyoming	11/13/2024
	.909	Sean Gay	10-11	vs. Portland	12/01/1989
	.909	Tony Benford	10-11	Houston • SWC	01/04/1986
	.909	Mike Russell	10-11	TCU • SWC	01/12/1977
	.909	Del Ray Mounts	10-11	Loyola-New Orleans	12/12/1960
	.900	Jordan Tolbert	9-10	TCU • B12	03/02/2013
	.900	Tony Battie	9-10	at Texas • SWC	02/24/1996

GAME • 3-POINT FIELD GOALS MADE • ALL GAMES

	3FGM	OPPONENT	DATE
1	17	Lindenwood	11/04/2025
2	16	Colorado	03/05/2025
	16	at Oklahoma State	02/15/2025
	16	Bethune-Cookman	11/05/2024
	16	Kansas	02/23/2019
	16	UNC-Asheville	11/19/2004
	16	vs. New Mexico State	12/27/1996
8	15	vs. Baylor	03/13/2025
	15	at Kansas	03/01/2025
	15	Sam Houston	12/28/2023
	15	[9] Kansas • B12	03/04/2009
	15	Houston Baptist	01/29/1992
	14	Arkansas-Pine Bluff	11/19/2024
	14	at TCU • B12	01/30/2024
	14	vs. Villanova	11/22/2023
	14	Oklahoma State	03/04/2023
	14	South Carolina State	12/27/2022
	14	Florida Atlantic	12/19/2018
	14	Eastern Kentucky	11/22/2008
	13	vs. UNC Wilmington	03/20/2025
	13	at West Virginia • B12	03/02/2024
	13	at Butler	11/30/2023
	13	vs. Jackson State	12/17/2022
	13	TCU	02/10/2020
	13	East Central	11/20/2008
	13	Missouri State	12/09/1995

GAME • 3-POINT FIELD GOALS ATTEMPTED • ALL GAMES

	3FGA	OPPONENT	DATE
1	46	vs. UNC Wilmington	03/20/2025
2	45	Lindenwood	11/04/2025
3	43	at Kansas	03/01/2025
4	37	at Oklahoma State	02/15/2025
	37	Nicholls State	12/14/1995
	37	New Mexico	12/08/1993
7	36	vs. Villanova	11/22/2023
8	35	Arkansas-Pine Bluff	11/18/2024
	35	vs. New Mexico State	12/27/1996

GAME • 3-POINT FIELD GOAL PERCENTAGE • ALL GAMES

	PCT	OPPONENT (FGM-FGA)	DATE
1	.818	vs. [21] Fresno State (9-11)	12/21/1996
2	.727	Baylor • B12 (8-11)	02/09/2005
3	.714	vs. [3] Texas • B12-T (10-14)	03/14/2003
4	.700	Eastern Kentucky (7-10)	11/19/2016
	.700	Minnesota (7-10)	01/01/2004
	.700	Rice • SWC (7-10)	02/16/1991
	.700	Texas • SWC (7-10)	02/25/1987
	.700	Arkansas • SWC (7-10)	01/10/1987

GAME • 3-POINT FIELD GOALS MADE • ALL GAMES

	3FGM	PLAYER	OPPONENT	DATE
1	9	Alan Voskuil	[9] Kansas • B12	03/04/2009
2	8	Kerwin Walton	UNC Wilmington • NCAA	03/20/2025
	8	Chance McMillian	at Butler	11/30/2023
	8	Alan Voskuil	Eastern Kentucky	11/22/2008
	8	Devaughtah Williams	at [14] Baylor • B12	03/06/2015
6	7	Kerwin Walton	Bethune-Cookman	11/05/2024
	7	Lance Hughes	Houston • SWC	02/15/1995
	7	Cory Carr	Rice • SWC	03/02/1996
	7	Cory Carr	vs. New Mexico State	12/27/1996
	7	Cory Carr	at Missouri • B12	02/25/1997
	7	Stan Bonewitz	at Texas A&M • B12	02/21/1998
	7	Jayson Mitchell	North Texas	12/01/1999
	7	Nathan Doudney	vs. [3] Texas • B12-T	03/14/2003
	7	John Roberson	Nebraska • B12	01/22/2011
	7	Dusty Hannahs	at West Virginia • B12	01/22/2014

GAME • 3-POINT FIELD GOALS ATTEMPTED • ALL GAMES

	3FGA	PLAYER	OPPONENT	DATE
1	19	Kerwin Walton	vs. UNCW • NCAA	03/20/2025
	19	Cory Carr	at Baylor • B12	02/15/1997
3	16	Cory Carr	vs. New Mexico State	12/27/1996
4	15	Jarrius Jackson	Texas • B12	01/31/2007
5	14	Todd Duncan	at Rice • SWC	02/07/1988
	14	Alan Voskuil	[9] Kansas • B12	03/04/2009

GAME • 3-POINT FIELD GOAL PERCENTAGE • ALL GAMES • MIN: 5 3FGM

	PCT	PLAYER	3FGM-FGA	OPPONENT	DATE
1	1.000	Dusty Hannahs	7-7	at West Virginia • B12	01/22/2014
	1.000	Keenan Evans	5-5	Houston Baptist	11/11/2016
	1.000	Matt Mooney	5-5	at Oklahoma State	02/13/2019
4	.889	Devaughtah Williams	8-9	at [14] Baylor • B12	03/06/2015
5	.857	Kerwin Walton	6-7	Omaha	12/06/2023
	.857	Bryant Moore	6-7	New Mexico State	12/19/1991
	.857	Stan Bonewitz	6-7	at [25] George Washington	11/30/1996
	.857	Cory Carr	6-7	vs. [21] Fresno State	12/21/1996
	.857	Charlie Burgess	6-7	at TCU	11/29/2006
	.857	John Roberson	6-7	at Alaska-Anchorage	11/22/2007

GAME • FREE THROWS MADE • ALL GAMES

	FTM	OPPONENT	DATE
1	42	vs. Houston • SWC-T	03/10/1994
2	41	Arizona • BC	02/06/1956
	41	at Arizona • BC	01/11/1956
4	40	Louisiana-Lafayette	12/06/1997
5	38	Arizona • BC	02/22/1954

GAME • FREE THROWS ATTEMPTED • ALL GAMES

	FTA	OPPONENT	DATE
1	58	vs. Houston • SWC-T	03/10/1994
2	53	Louisiana-Lafayette	12/06/1997
3	52	at. Eastern New Mexico	01/25/1955
4	51	UTEP • BC	02/27/1956
	51	Hardin-Simmons • BC	02/28/1955



# TEXAS TECH • SINGLE-GAME RECORDS (ALL GAMES)

## GAME - FREE THROW PERCENTAGE - ALL GAMES

	PCT	OPPONENT (FTM-FTA)	DATE
1	1.000	at Iowa State (13-13) • B12	03/09/2019
	1.000	at [4] Kansas (8-8) • B12	02/18/2012
	1.000	Nebraska (8-8) • B12	02/06/2007
3	.966	at Texas (28-29) • SWC	02/12/1963
4	.958	TCU (23-24)	12/08/2010
5	.947	vs. [16] Iowa State (18-19) • B12-T	03/07/1997
	.947	Baylor (18-19) • SWC	01/25/1984

## GAME - FREE THROWS MADE - ALL GAMES

	FTM	PLAYER	FTA	OPPONENT	DATE
1	19	Martin Zeno	24	Missouri • B12	01/23/2008
2	18	Keenan Evans	20	Texas • B12	01/31/2018
	18	Rayford Young	18	[24] Kansas • B12	02/13/1999
4	17	Del Ray Mounts	19	Arkansas • SWC	02/02/1960
	17	Eugene Carpenter	20	Hardin-Simmons • BC	01/07/1956

## GAME - FREE THROWS ATTEMPTED - ALL GAMES

	FTA	PLAYER	FTM	OPPONENT	DATE
1	24	Martin Zeno	19	Missouri	01/23/2008
2	21	Dub Malaise	16	Nebraska	12/19/1964
	21	Harold Denney	15	at Arkansas • SWC	02/29/1964
4	20	Keenan Evans	18	Texas • B12	01/31/2018
	20	Eugene Carpenter	17	Hardin-Simmons • BC	01/07/1956

## GAME - FREE THROW PERCENTAGE - ALL GAMES - MIN: 10 FTM

	PCT	PLAYER	FTM-FTA	OPPONENT	DATE
1	1.000	Rayford Young	18-18	[24] Kansas • B12	02/13/1999
	1.000	Jarrius Jackson	14-14	at UTEP	11/25/2006
	1.000	Will Flemons	14-14	Baylor • SWC	02/15/1992
	1.000	Keenan Evans	13-13	at South Carolina	01/27/2018
	1.000	Devaughtah Williams	13-13	Texas • B12	01/02/2016
	1.000	John Roberson	13-13	[12] Washington	12/03/2009
	1.000	Gerald Myers	13-13	Santa Clara	12/20/1957
	1.000	Davide Moretti	12-12	Oklahoma State	02/27/2019
	1.000	Terrence Shannon	12-12	West Virginia • B12	01/29/2020
	1.000	Aaron Ross	12-12	TCU • B12	02/23/2016
	1.000	Cory Carr	12-12	Baylor • B12	01/04/1997
	1.000	Sean Gay	12-12	Baylor • SWC	03/04/1989
	1.000	Greg Lowery	12-12	at TCU • SWC	02/29/1972
	1.000	Devonne Giles	11-11	Colorado • B12	02/02/2005
	1.000	Keenan Evans	10-10	vs. Stephen F. Austin • NCAA-T	03/15/2018
	1.000	Keenan Evans	10-10	TCU	03/03/2018
	1.000	Keenan Evans	10-10	vs. Boston College	11/18/2017
	1.000	Nick Okorie	10-10	[9] Kansas • B12	03/04/2009
	1.000	Alan Voskuil	10-10	[5] Texas • B12	03/01/2008
	1.000	Martin Zeno	10-10	Lamar	01/01/2008
	1.000	Jarrius Jackson	10-10	Morehead State	11/26/2005
	1.000	Andre Emmett	10-10	Missouri • B12	03/03/2004
	1.000	Andre Emmett	10-10	vs. Iowa	12/22/2003
	1.000	Rayford Young	10-10	Stephen F. Austin	12/05/1998
	1.000	Bubba Jennings	10-10	Houston • SWC	02/10/1985
	1.000	Charles Johnson	10-10	West Texas A&M	12/12/1981
	1.000	Jeff Taylor	10-10	Houston • SWC	01/31/1981

## GAME - TEAM - REBOUNDS - ALL GAMES

	REB	OPPONENT	DATE
1	80	West Texas A&M	02/12/1955
2	78	Prairie View A&M	11/26/1995
3	65	East Central • Oklahoma	11/20/2008
4	64	Prairie View A&M	12/13/1997
5	62	Prairie View A&M	12/10/1994
	62	Texas Wesleyan	11/30/1981
	62	TCU • SWC	02/18/1964

## GAME - INDIVIDUAL - REBOUNDS - ALL GAMES

	REB	PLAYER	OPPONENT	DATE
1	27	Jim Reed	at Texas	02/14/1956
	27	Jim Reed	at Eastern New Mexico	01/27/1956
3	26	Jim Reed	at Furman	12/17/1954
4	24	Jim Reed	Hardin-Simmons • BC	02/28/1955
5	23	Jim Reed	New Mexico State • BC	02/13/1953
	23	Jim Reed	Hardin-Simmons • BC	03/03/1953
	23	Eugene Carpenter	Arizona State • BC	02/01/1956
	23	Will Flemons	Houston • SWC	02/14/1990

## GAME - TEAM - OFFENSIVE REBOUNDS - ALL GAMES

	O-REB	OPPONENT	DATE
1	26	Missouri • B12	01/13/2010
	26	East Central • Oklahoma	11/20/2008
3	24	Prairie View A&M	11/15/2021
4	24	vs. A&M-Corpus Christi	12/12/2020
	24	at Baylor • SWC	03/06/1993

## GAME - TEAM - DEFENSIVE REBOUNDS - ALL GAMES

	D-REB	OPPONENT	DATE
1	44	vs. Tennessee	12/07/2021
	44	South Carolina State	12/17/2014
3	41	Stephen F. Austin	01/01/2009
4	40	Prairie View A&M	11/22/2000
5	39	East Central • Oklahoma	11/20/2008

## GAME - INDIVIDUAL - OFFENSIVE REBOUNDS - ALL GAMES

	O-REB	PLAYER	OPPONENT	DATE
1	15	Will Flemons	Houston • SWC	02/14/1990
2	12	JT Toppin	Saint Joseph's	11/21/2024
3	10	Will Flemons	vs. Texas • SWC	03/14/1992
4	9	Jaye Crockett	North Carolina A&T	12/28/2012
	9	D'Walyn Roberts	at TCU	12/08/2009
6	8	Jordan Tolbert	at Texas • B12	01/26/2013
	8	Brodney Kennard	Kansas State • B12	02/26/2000
	8	Gionet Cooper	Baylor • B12	01/04/1997
	8	Tony Battie	at TCU	12/14/1996

## GAME - INDIVIDUAL - ASSISTS - ALL GAMES

	ASST	PLAYER	OPPONENT	DATE
1	14	Stan Bonewitz	vs. [21] Fresno State	12/21/1996
2	13	John Roberson	at Texas A&M • B12	01/28/2009
	13	Stan Bonewitz	vs. New Mexico State	12/27/1996
	13	Mark Davis	TCU • SWC	02/04/1995
5	12	Elijah Hawkins	at Arizona	02/08/2025
	12	Joe Toussaint	at Butler	11/30/2023
	12	John Roberson	at Iowa State • B12	01/26/2011
	12	John Roberson	at Texas A&M • B12	01/30/2010
	12	Mark Davis	at Texas A&M • SWC	03/05/1994
	12	Bryant Moore	SMU • SWC	02/02/1991
11	Christian Anderson Lindenwood			11/04/2025
11		Elijah Hawkins	vs. Baylor	03/13/2025
11		Elijah Hawkins	Arkansas-Pine Bluff	11/18/2024
11		Darrion Williams	Northwestern State	11/08/2024
11		Chris Clarke	vs. Houston Baptist	11/13/2019
11		Drew Coffman	Northern Colorado	01/04/2005
11		Nick Valdez	[6] Oklahoma State • B12	01/19/2002
11		Jamal Brown	UTEP	12/05/2000
11		Jamal Brown	at Louisiana-Lafayette	11/25/2000
11		Rayford Young	New Mexico State	11/25/1998
11		Jason Martin	Nicholls State	01/25/1995
11		Mark Davis	Texas • SWC	02/20/1994
11		Bryant Moore	Houston • SWC	02/25/1992
11		Bryant Moore	at Baylor • SWC	02/09/1991
11		Sean Gay	Houston • SWC	01/11/1989
11		Kent Williams	TCU • SWC-T	02/25/1980

## GAME - TEAM - ASSISTS - ALL GAMES

	ASST	OPPONENT	DATE
1	35	East Central	11/20/2008
2	32	Tennessee State	11/21/2019
3	31	Rice	12/16/2018
4	30	Arkansas-Pine Bluff	11/18/2024
	30	UNC-Asheville	11/19/2004
	30	Baylor • B12	02/12/2002
	30	Nicholls State	12/14/1995
	30	TCU • SWC	02/04/1995

## GAME - TEAM - BLOCKS - ALL GAMES

	BLK	OPPONENT	DATE
1	12	Texas Southern	11/18/2013
	12	vs. Pepperdine	12/22/1998
3	11	Louisiana Tech	11/14/2023
	11	Incarnate Word	11/06/2019
	11	vs. Memphis	12/01/2018
6	10	at TCU • B12	01/18/2016
	10	Loyola Maryland	11/14/2014
	10	Oklahoma State • B12	01/29/2011
	10	at [3] Kansas • B12	01/16/2010
	10	San Francisco	01/01/2005
	10	at Texas • B12	02/26/2002
	10	vs. Texas A&M • SWC-T	03/07/1996
	10	Prairie View A&M	12/10/1994

## GAME - INDIVIDUAL - BLOCKS - ALL GAMES

	BLK	PLAYER	OPPONENT	DATE
1	8	Tariq Owens	Memphis	12/01/2018
2	7	Will Flemons	Texas A&M • SWC	01/31/1990
3	6	Daniel Batcho	Louisiana Tech	11/14/2022
	6	Tariq Owens	Incarnate Word	11/06/2018
	6	Jaye Crockett	Texas A&M-Corpus Christi	01/02/2011
	6	Dior Lowhorn	UTEP	01/01/2006
	6	Devonne Giles	at UTEP	12/04/2004
	6	Tony Battie	Texas • B12	02/22/1997
	6	Tony Battie	vs. Texas A&M • SWC-T	03/07/1996
	6	Tony Battie	TCU • SWC	02/07/1996
	6	Rick Bullock	at New Mexico	12/21/1973
	6	Rick Bullock	at Saint Louis	12/02/1972

## GAME - TEAM - STEALS - ALL GAMES

	STL	OPPONENT	DATE
1	24	Nicholls State	12/07/2002
2	19	vs. Jackson State	12/17/2023
	19	Massachusetts	11/21/2003
4	18	East Central (Oklahoma)	11/20/2008
	18	Davidson	11/18/2003

## GAME - INDIVIDUAL - STEALS - ALL GAMES

	STL	PLAYER	OPPONENT	DATE
1	7	Josh Gray	Jackson State	11/26/2012
	7	Ronald Ross	at UTEP	12/04/2004
	7	Nick Valdez	at UTEP	11/30/2002
4	6	De'Vion Harmon	Eastern Washington	12/13/2023
	6	Kevin McCullar	Texas • B12	03/11/2021
	6	Jarrett Culver	Rice	12/16/2018
	6	Jaye Crockett	at West Virginia • B12	02/16/2013
	6	Nick Okorie	at [3] Kansas • B12	01/16/2010
	6	Martin Zeno	at [17] Oklahoma State • B12	02/10/2007
	6	Jarrius Jackson	Texas-Pan American	12/10/2005
	6	Ronald Ross	Baylor • B12	02/03/2004
	6	Ronald Ross	San Diego State	03/21/2003
	6	Andre Emmett	at [16] Oklahoma State • B12	02/24/2003
	6	Will Chavis	at Iowa State • B12	02/12/2003
	6	Andre Emmett	Nicholls State	12/07/2002
	6	Jason Sasser	at BYU	12/17/1993
	6	Lance Hughes	[19] Wisconsin	12/11/1993
	6	Jeff Taylor	Arkansas • SWC	02/20/1979
	6	Mike Edwards	vs. Houston • SWC-T	03/02/1978



TEXAS TECH • SINGLE-GAME RECORDS (BIG 12 GAMES)

GAME • TEAM POINTS • BIG 12 GAMES

	PTS	OPPONENT	DATE	RESULT
1	111	Arizona State	02/12/2025	W • 111-106 (207)
2	102	Texas A&M	02/07/1998	W • 102-75
3	97	Colorado	02/02/2005	W • 97-90
	97	at Colorado	02/16/2002	W • 97-79
5	95	Colorado	02/17/2007	W • 95-74
6	94	[6] Oklahoma State	01/19/2002	W • 94-70
7	93	at Oklahoma State	02/15/2025	W • 93-55
	93	Baylor	01/02/1999	W • 93-62
8	92	at Iowa State	01/26/2011	W • 92-83
	92	Missouri	01/23/2008	W • 92-84
	92	Oklahoma State	01/28/2006	W • 92-90 • OT
	92	[6] Oklahoma	01/26/2002	W • 92-79
12	91	Colorado	03/05/2025	W • 91-75
	91	at [5] Kansas	01/24/2022	L • 94-91 • 2OT
	91	Kansas	02/23/2019	W • 91-62
	91	at [17] Oklahoma State	02/10/2007	L • 93-91 • 2OT
	91	at Baylor	03/02/2002	W • 91-89
	91	Missouri	02/20/2002	W • 91-68
	91	at Iowa State	01/09/2021	W • 91-64
	90	Oklahoma State	01/09/2024	W • 90-73
	90	at Colorado	03/06/2010	L • 101-90
	90	Baylor	02/12/2002	W • 90-65
	90	[24] Kansas	02/13/1999	W • 90-84

GAME • LARGEST MARGIN OF VICTORY • BIG 12 HOME GAMES

	PTS	OPPONENT	DATE	SCORE
1	46	TCU	02/10/2020	88-42
2	35	Oklahoma State	01/04/2020	85-50
3	31	West Virginia	02/04/2019	81-50
	31	Baylor	01/02/1999	93-62
5	29	[6] Kansas	02/12/2024	79-50
	29	Kansas	02/23/2019	91-62
	27	Texas A&M	02/07/1998	102-75
	27	Iowa State	03/04/2021	81-54
	26	Oklahoma	03/02/2011	84-58
	26	Nebraska	02/05/2003	75-49
	26	Baylor	01/18/2003	80-64
	26	Iowa State	02/02/2002	69-43
	25	Baylor	02/12/2002	90-65
	25	Kansas State	01/06/2002	74-49
	24	[18] Baylor	12/29/2017	77-53
	24	[6] Oklahoma State	01/19/2002	94-70
	23	Missouri	02/20/2002	91-68
	21	Colorado	02/17/2007	95-74
	21	Oklahoma State	01/10/2004	83-62
	21	Texas A&M	02/23/2002	74-53

GAME • FIELD GOALS MADE • BIG 12 GAMES

	FGM	OPPONENT	DATE
1	40	Texas A&M	02/07/1998
2	39	Arizona State	02/12/2025
3	35	Oklahoma State	01/09/2024
	35	at Iowa State	01/26/2011
5	34	at Kansas	01/24/2022
	34	at West Virginia	01/25/2021
	34	Kansas	02/23/2019
	34	at Colorado	02/20/2008
	34	Baylor	01/18/2003
	34	at Iowa State	02/10/2003

GAME • FIELD GOALS ATTEMPTED • BIG 12 GAMES

	FGA	OPPONENT	DATE
1	80	Missouri	01/13/2010
2	79	at Kansas	02/09/2002
3	73	at West Virginia	01/25/2021
	73	at Kansas	01/24/2022
5	72	at Colorado	02/11/1998

GAME • FIELD GOALS MADE • BIG 12 GAMES

	FGM	PLAYER	FGA	OPPONENT	DATE
1	17	JT Toppin		Arizona State	02/12/2025
2	15	Jarrius Jackson		at Nebraska	02/18/2006
3	14	Andre Emmett		at Missouri	02/09/2003
	14	Andre Emmett		at Colorado	02/16/2002
5	13	Andre Emmett		at [14] Oklahoma State	02/06/2002
	13	Rayford Young		[10] Iowa State	03/01/2000
	13	Cory Carr		at Baylor	02/01/1998
8	12	Darrion Williams		[6] Kansas • B12	02/12/2024
9	11	Jaylon Tyson		at West Virginia	02/18/2023
	11	Mac McClung		at West Virginia	01/25/2021
	11	Jarrett Culver		West Virginia	02/04/2019
	11	Jahmi'us Ramsey		at Iowa State	02/22/2020

GAME • FIELD GOALS ATTEMPTED • BIG 12 GAMES

	FGA	PLAYER	FGM	OPPONENT	DATE
1	26	Andre Emmett		at Oklahoma State	02/24/2003
	26	Cory Carr		Baylor	01/13/1998
	26	Cory Carr		at Baylor	02/15/1997
4	25	Martin Zeno		Baylor	03/08/2008
	25	Jarrius Jackson		at Oklahoma	02/03/2007
	25	Cory Carr		at Colorado	02/11/1998

GAME • FIELD GOAL PERCENTAGE • BIG 12 GAMES • MIN: 10 FGA

	PCT	PLAYER	FGM-FGA	OPPONENT	DATE
1	1.000	Darrion Williams	12-12	[6] Kansas	02/12/2024
2	.917	Andre Emmett	11-12	at Iowa State	02/12/2003
3	.900	Jordan Tolbert	9-10	TCU	03/02/2013
4	.818	Davion Warren	9-11	Kansas State	02/28/2022
	.818	Cliff Owens	9-11	at Texas	01/17/1998

GAME • FIELD GOALS MADE • BIG 12 GAMES

	FGM	PLAYER	FGA	OPPONENT	DATE
1	17	JT Toppin		Arizona State	02/12/2025
2	15	Jarrius Jackson		at Nebraska	02/18/2006
3	14	Andre Emmett		at Missouri	02/09/2003
	14	Andre Emmett		at Colorado	02/16/2002
5	13	Andre Emmett		at [14] Oklahoma State	02/06/2002
	13	Rayford Young		[10] Iowa State	03/01/2000
	13	Cory Carr		at Baylor	02/01/1998
8	12	Darrion Williams		[6] Kansas • B12	02/12/2024
9	11	Jaylon Tyson		at West Virginia	02/18/2023
	11	Mac McClung		at West Virginia	01/25/2021
	11	Jarrett Culver		West Virginia	02/04/2019
	11	Jahmi'us Ramsey		at Iowa State	02/22/2020

GAME • FIELD GOALS ATTEMPTED • BIG 12 GAMES

	FGA	PLAYER	FGM	OPPONENT	DATE
1	26	Andre Emmett		at Oklahoma State	02/24/2003
	26	Cory Carr		Baylor	01/13/1998
	26	Cory Carr		at Baylor	02/15/1997
4	25	Martin Zeno		Baylor	03/08/2008
	25	Jarrius Jackson		at Oklahoma	02/03/2007
	25	Cory Carr		at Colorado	02/11/1998

GAME • FIELD GOAL PERCENTAGE • BIG 12 GAMES • MIN: 10 FGA

	PCT	PLAYER	FGM-FGA	OPPONENT	DATE
1	1.000	Darrion Williams	12-12	[6] Kansas	02/12/2024
2	.917	Andre Emmett	11-12	at Iowa State	02/12/2003
3	.900	Jordan Tolbert	9-10	TCU	03/02/2013
4	.818	Davion Warren	9-11	Kansas State	02/28/2022
	.818	Cliff Owens	9-11	at Texas	01/17/1998

GAME • 3-POINT FIELD GOALS MADE • BIG 12 GAMES

	3FGM	OPPONENT	DATE
1	16	Colorado	03/05/2025
	16	at Oklahoma State	02/15/2025
	16	[12] Kansas	02/23/2019
4	15	at Kansas	03/01/2025
	15	[9] Kansas	03/04/2009

GAME • 3-POINT FIELD GOALS ATTEMPTED • BIG 12 GAMES

	3FGA	OPPONENT	DATE
1	43	at Kansas	03/01/2025
2	37	at Oklahoma State	02/15/2025
3	33	Colorado	03/05/2025
4	31	at West Virginia	03/02/2024
	31	[21] Baylor	01/17/2023
	31	at Colorado	02/11/1998

GAME • 3-POINT FG PERCENTAGE • BIG 12 GAMES • MIN: 10 3FGA

	PCT	OPPONENT (FGM-FGA)	DATE
1	.727	Baylor (8-11)	02/09/2005
2	.692	at Oklahoma State (9-13)	02/25/2006
3	.643	at Iowa State (9-14)	02/12/2003
	.643	Baylor (9-14)	01/02/1999
5	.632	at West Virginia (12-19)	01/22/2014

GAME • 3-POINT FIELD GOALS MADE • BIG 12 GAMES

	3FGM	PLAYER	OPPONENT	DATE
1	9	Alan Voskuil	[9] Kansas	03/04/2009
2	8	Devaughtah Williams	at [14] Baylor	03/06/2015
3	7	Cory Carr	at Missouri	02/25/1997
	7	Stan Bonewitz	at Texas A&M	02/21/1998
	7	John Roberson	Nebraska	01/22/2011
	7	Dusty Hannahs	at West Virginia	01/22/2014
7	6	Elijah Hawkins	at BYU	01/08/2025
	6	Chance McMillian	at [11] Oklahoma	01/27/2024
	6	Kerwin Walton	at [5] Houston	01/17/2024
	6	Pop Isaacs	[20] BYU	01/20/2024
	6	Cory Carr	at Kansas State	01/18/1997
	6	Cory Carr	Nebraska	02/08/1997
	6	Ronald Ross	at [16] Texas	01/25/2005
	6	Nick Okorie	at Nebraska	02/27/2010

GAME • 3-POINT FIELD GOALS ATTEMPTED • BIG 12 GAMES

	3FGA	PLAYER	OPPONENT	DATE
1	19	Cory Carr	at Baylor	02/15/1997
2	15	Jarrius Jackson	Texas	01/31/2007
3	14	Alan Voskuil	[9] Kansas	03/04/2009
4	13	Cory Carr	at Oklahoma	01/15/1997
	13	Cory Carr	at Missouri	02/25/1997



TEXAS TECH • SINGLE-GAME RECORDS (BIG 12 GAMES)

GAME • 3-POINT FIELD GOAL PERCENTAGE • BIG 12 GAMES

	PCT	PLAYER	FGM-FGA	OPPONENT	DATE
1	1.000	Darrion Williams	4-4	[6] Kansas	02/12/2024
	1.000	Matt Mooney	5-5	at Oklahoma State	02/13/2019
	1.000	Tommy Hamilton IV	4-4	at Kansas State	02/10/2018
	1.000	Dusty Hannahs	7-7	at West Virginia	01/22/2014
5	.889	Devaugntah Williams	8-9	at [14] Baylor	03/06/2015

GAME • FREE THROWS MADE • BIG 12 GAMES

	FTM	OPPONENT	DATE
1	36	Oklahoma State	02/06/2010
	36	Missouri	01/23/2008
3	35	Texas A&M	03/02/1997
4	34	[5] Texas	03/01/2008
5	32	[6] West Virginia	01/23/2016
	32	Oklahoma State	02/18/2009
	32	Colorado	02/02/2005

GAME • FREE THROWS ATTEMPTED • BIG 12 GAMES

	FTA	OPPONENT	DATE
1	50	Missouri	01/23/2008
2	46	Oklahoma State	02/06/2010
3	43	Oklahoma State	02/18/2009
	43	[5] Texas	03/01/2008

GAME • FREE THROW PERCENTAGE • BIG 12 GAMES

	PCT	OPPONENT (FTM-FTA)	DATE
1	1.000	at Iowa State (13-13)	03/09/2019
	1.000	at TCU (11-11)	02/26/2022
3	.944	[20] BYU (17-18)	01/20/2024
4	.941	[6] West Virginia (32-34)	01/23/2016
5	.938	at Oklahoma (15-16)	02/09/2010
	.938	[24] Kansas (30-32)	02/13/1999

GAME • FREE THROWS MADE • BIG 12 GAMES

	FTM	PLAYER	FTA	OPPONENT	DATE
1	19	Martin Zeno	24	Missouri	01/23/2008
2	18	Keenan Evans	20	Texas • B12	01/31/2018
	18	Rayford Young	18	[24] Kansas	02/13/1999
4	13	Devaugntah Williams	13	Texas	01/02/2016
	13	Mike Singletary	15	Oklahoma State	01/29/2011
	13	John Roberson	14	Oklahoma State	02/06/2010
	13	Martin Zeno	14	[6] Texas A&M	01/24/2007
	13	Andre Emmett	15	at [20] Kansas	02/07/2004

GAME • FREE THROW PERCENTAGE • BIG 12 GAMES • MIN: 10 FTM

	PCT	PLAYER	FTM-FTA	OPPONENT	DATE
1	1.000	Rayford Young	18-18	[24] Kansas	02/13/1999
	1.000	Devaugntah Williams	13-13	Texas	01/02/2016
	1.000	Davide Moretti	12-12	Oklahoma State	02/27/2019
	1.000	Aaron Ross	12-12	TCU	02/23/2016
	1.000	Cory Carr	12-12	Baylor	01/04/1997
	1.000	Devonne Giles	11-11	Colorado	02/02/2005
	1.000	Keenan Evans	10-10	TCU	03/03/2018
	1.000	Nick Okorie	10-10	[9] Kansas	03/04/2009
	1.000	Alan Voskuil	10-10	[5] Texas	03/01/2008
	1.000	Andre Emmett	10-10	Missouri	03/03/2004

GAME • TEAM • OFFENSIVE REBOUNDS • BIG 12 GAMES

	O-REB	OPPONENT	DATE
1	26	Missouri	01/13/2010
2	23	at [13] Kansas State	01/21/2023
3	21	at [16] Texas	01/25/2005
	21	Colorado	01/11/1997
5	20	Texas	01/14/2002

GAME • TEAM • DEFENSIVE REBOUNDS • BIG 12 GAMES

	D-REB	OPPONENT	DATE
1	35	at Kansas State	01/18/1997
	35	Baylor	01/04/1997
3	34	[6] Kansas	02/12/2024
	34	Nebraska	01/29/2005
	34	Baylor	01/02/1999

GAME • INDIVIDUAL • BLOCKS • BIG 12 GAMES

	BLK	PLAYER	OPPONENT	DATE
1	6	Tony Battie	Texas	02/22/1997
2	5	Daniel Batcho	at TCU	12/31/2023
	5	TJ Holyfield	at Texas	02/08/2020
	5	Zach Smith	at TCU	01/18/2016
	5	Zach Smith	at Kansas State	01/14/2015
	5	Dejan Kravic	at TCU	01/18/2014
	5	Devonne Giles	[7] Oklahoma State	01/08/2005
	5	Andy Ellis	at Texas	02/26/2002
	5	Brodney Kennard	Missouri	02/15/2000
	5	Tony Battie	[1] Kansas	01/29/1997
	5	Tony Battie	at Baylor	02/15/1997
	5	Tony Battie	at Texas A&M	02/12/1997

GAME • TEAM • BLOCKS • BIG 12 GAMES

	BLK	OPPONENT	DATE
1	10	at TCU	01/18/2016
	10	Oklahoma State	01/29/2011
	10	at [3] Kansas	01/16/2010
	10	at Texas	02/26/2002
5	9	[2] Baylor	01/16/2021
	9	at Texas	02/08/2020
	9	at [9] Oklahoma	01/09/2018
	9	Iowa State	03/01/2000

GAME • INDIVIDUAL • STEALS • BIG 12 GAMES

	STL	PLAYER	OPPONENT	DATE
1	6	Kevin McCullar	Texas	03/11/2021
	6	Jaye Crockett	at West Virginia	02/16/2013
	6	Nick Okorie	at [3] Kansas	01/16/2010
	6	Martin Zeno	at [17] Oklahoma State	02/10/2007
	6	Andre Emmett	at [16] Oklahoma State	02/24/2003
	6	Will Chavis	at Iowa State	02/12/2003
7	5	Darrion Williams	at Oklahoma State	03/05/2024
	5	De'Vion Harmon	at TCU	01/31/2023
	5	De'Vion Harmon	at Iowa State	01/10/2023
	5	Keenan Evans	at Kansas State	02/10/2018
	5	Robert Turner	[19] Oklahoma State	02/08/2014
	5	Jaye Crockett	Texas	02/25/2012
	5	Nick Okorie	at Nebraska	02/27/2010
	5	Mike Singletary	Oklahoma State	02/06/2010
	5	Martin Zeno	Kansas State	02/15/2006
	5	Ronald Ross	at [15] Oklahoma	02/05/2005
	5	Jarrius Jackson	at [16] Texas	01/25/2005
	5	Ronald Ross	at Missouri	01/19/2005
	5	Rayford Young	at Nebraska	01/19/2000
	5	Rayford Young	at Iowa State	01/23/1999
	5	Rayford Young	Nebraska	02/08/1997

GAME • TEAM • STEALS • BIG 12 GAMES

	STL	OPPONENT	DATE
1	14	[12] Kansas State	02/11/2023
	14	at [15] Oklahoma	02/05/2005
3	13	Oklahoma State	03/05/2024
	13	at [4] Texas	01/13/2021
	13	TCU	02/10/2020
	13	West Virginia	02/04/2019
	13	at Kansas State	02/10/2018

GAME • INDIVIDUAL • REBOUNDS • BIG 12 GAMES

	REB	PLAYER	OPPONENT	DATE
1	18	Fardaws Aimaq	Kansas	02/28/2023
	18	Devonne Giles	at Colorado	02/18/2004
	18	Cliff Owens	at Texas	01/17/1998
4	17	Mike Singletary	Missouri	01/13/2010
	17	Tony Battie	at Texas A&M	02/12/1997
	17	Tony Battie	Nebraska	02/08/1997
	17	Tony Battie	Colorado	01/11/1997

GAME • TEAM • REBOUNDS • BIG 12 GAMES

	REB	OPPONENT	DATE
1	52	Missouri	01/13/2010
2	50	Arizona	1/18/2025
3	49	at Nebraska	01/30/2002
4	47	Iowa State	01/20/2010
5	46	at West Virginia	02/05/2022
	46	Oklahoma	03/02/2011
	46	at Missouri	01/24/2009
	46	at Kansas State	01/18/1997
	46	Colorado	01/11/1997



# TEXAS TECH • ANNUAL LEADERS IN RECORD BOOK

## ANNUAL SCORING AVERAGE LEADERS - ALL GAMES

SEASON	PLAYER	POS	CL	GAMES	PTS	AVG
1947-48	Don Grove	C	Jr.	26	347	13.3
1948-49	Don Grove	C	Sr.	30	439	14.6
1949-50	Chester "Jiggs" Jackson	G	Sr.	26	330	12.7
1950-51	Paul Nolen	C	So.	28	538	19.2
1951-52	Paul Nolen	C	Jr.	24	378	15.8
1952-53	Paul Nolen	C	Sr.	24	390	16.3
1953-54	Jim Reed	F	So.	24	377	15.7
1954-55	Jim Reed	F	Jr.	25	558	22.3
1955-56	Jim Reed	F	Sr.	22	460	20.9
1956-57	Leon "Podd" Hill	C	So.	23	298	13.0
1957-58	Leon "Podd" Hill	C	Jr.	23	386	16.8
1958-59	Leon "Podd" Hill	C	Sr.	24	374	15.6
1959-60	Del Ray Mounts	G	So.	24	393	16.4
1960-61	Del Ray Mounts	G	Jr.	24	497	19.9
1961-62	Del Ray Mounts	G	Sr.	27	456	16.9
1962-63	Harold Denney	C	So.	23	297	12.9
1993-64	Harold Denney	C	Jr.	23	403	17.5
1964-65	Dub Malaise	G	Jr.	23	547	23.8
1965-66	Dub Malaise	G	Sr.	24	515	21.5
1966-67	Billy Tapp	G	Sr.	24	302	12.6
1967-68	Vernon Paul	C	Sr.	24	365	15.2
1968-69	Steve Hardin	C	Jr.	24	305	12.7
1969-70	Gene Knolle	F	Jr.	24	501	20.9
1970-71	Gene Knolle	F	Sr.	26	572	22.0
1971-72	Greg Lowery	G	Sr.	26	636	24.5
1972-73	Rick Bullock	C	Fr.	27	373	13.8
1973-74	Rick Bullock	C	So.	26	557	21.4
1974-75	Rick Bullock	C	Jr.	23	480	20.9
1975-76	Rick Bullock	C	Sr.	31	708	22.8
1976-77	Mike Russell	F	Jr.	29	643	22.2
1977-78	Mike Russell	F	Sr.	29	568	19.6
1978-79	Kent Williams	G	Jr.	30	371	12.4
1979-80	Jeff Taylor	G	So.	29	390	13.4
1980-81	Jeff Taylor	G	Jr.	28	374	13.4
1981-82	Clarence Swannegan	C	Sr.	28	486	17.4
1982-83	Bubba Jennings	G	So.	26	416	16.0
1983-84	Bubba Jennings	G	Jr.	29	401	13.8
1984-85	Bubba Jennings	G	Sr.	31	605	19.5
1985-86	Tony Benford	G	Sr.	31	445	14.4
1986-87	Sean Gay	G	So.	29	434	15.0
1987-88	Sean Gay	G	Jr.	27	406	15.0
1988-89	Sean Gay	G	Sr.	28	440	15.7
1989-90	Derek Butts	G	Jr.	27	313	11.6
1990-91	Steve Miles	C	Sr.	31	505	16.3
1991-92	Will Flemons	F	Jr.	29	567	19.6
1992-93	Will Flemons	F	Sr.	30	607	20.2
1993-94	Jason Sasser	F	So.	28	576	20.6
1994-95	Jason Sasser	F	Jr.	30	602	20.1
1995-96	Jason Sasser	F	Sr.	31	605	19.5
1996-97	Cory Carr	G	Jr.	28	646	23.1
1997-98	Cory Carr	G	Sr.	27	628	25.3
1998-99	Rayford Young	G	Jr.	25	403	16.1
1999-00	Rayford Young	G	Sr.	28	497	17.8
2000-01	Andy Ellis	C	Jr.	27	391	14.5
2001-02	Andre Emmett	G	So.	32	599	18.7
2002-03	Andre Emmett	G	Jr.	34	741	21.8
2003-04	Andre Emmett	G	Sr.	34	701	20.6
2004-05	Ronald Ross	G	Sr.	33	578	17.5
2005-06	Jarrius Jackson	G	Jr.	32	657	20.5
2006-07	Jarrius Jackson	G	Sr.	34	677	19.9
2007-08	Martin Zeno	G	Sr.	31	497	16.0
2008-09	John Roberson	G	So.	33	460	13.9
2009-10	Mike Singletary	F	Jr.	35	525	15.0
2010-11	John Roberson	G	Sr.	30	422	14.1
2011-12	Jordan Tolbert	F	Fr.	31	357	11.5
2012-13	Jaye Crockett	F	Jr.	31	368	11.9
2013-14	Jaye Crockett	F	Sr.	32	446	13.9
2014-15	Devauntah Williams	G	Jr.	32	335	10.5
2015-16	Toddric Gotcher	G	Sr.	32	349	10.9
2016-17	Keenan Evans	G	Jr.	31	476	15.4
2017-18	Keenan Evans	G	Sr.	36	633	17.6
2018-19	Jarrett Culver	G	So.	37	704	18.5
2019-20	Jahmi'us Ramsey	G	Fr.	27	406	15.0
2020-21	Mac McClung	G	Jr.	29	450	15.5
2021-22	Bryson Williams	F	Sr.	37	522	14.1
2022-23	Kevin Obanor	F	Sr.	32	461	14.4
2023-24	Pop Isaacs	G	So.	34	536	15.8
2024-25	JT Toppin	F	So.	33	602	18.2

## ANNUAL REBOUNDS LEADERS - ALL GAMES

SEASON	PLAYER	POS	CL	GAMES	REB	AVG
1950-51	Paul Nolen	C	So.	28	492	17.57
1951-52	Paul Nolen	C	Jr.	24	318	13.25
1952-53	Jim Reed	F	Fr.	24	323	13.46
1953-54	Jim Reed	F	So.	24	306	12.75
1954-55	Jim Reed	F	Jr.	25	407	16.28
1955-56	Jim Reed	F	Sr.	22	297	13.50
1956-57	Leon Hill	C	So.	23	195	8.48
ANNUAL REBOUNDS LEADERS - ALL GAMES - SWC ERA						
SEASON	PLAYER	POS	CL	GAMES	REB	AVG
1957-58	Leon Hill	C	Jr.	23	189	8.22
1958-59	Leon Hill	C	Sr.	24	189	7.88
1959-60	Gene Arrington	F	Sr.	24	161	6.71
1960-61	Mac Percival	F	Jr.	25	238	9.52
1961-62	Harold Hudgens	C	Sr.	27	277	10.26
1962-63	Glen Hallum	F	So.	23	175	7.61
1963-64	Harold Denney	C	Jr.	23	204	8.87
1964-65	Harold Denney	C	Sr.	23	214	9.30
1965-66	Bob Glover	C	So.	24	294	12.25
1966-67	Vernon Paul	C	Jr.	20	175	8.75
1967-68	Vernon Paul	C	Sr.	24	223	9.29
1968-69	Jerry Turner	F	So.	24	279	11.63
1969-70	Jerry Turner	F	Jr.	24	221	9.21
1970-71	Gene Knolle	F	Sr.	26	215	8.27
1971-72	Ralph Palomar	C	Jr.	26	223	8.58
1972-73	Rick Bullock	C	Fr.	27	202	7.48
1973-74	Rick Bullock	C	So.	26	279	10.73
1974-75	Rick Bullock	C	Jr.	23	254	11.04
1975-76	Rick Bullock	C	Sr.	31	322	10.39
1976-77	Mike Russell	F	Jr.	29	286	9.86
1977-78	Mike Russell	F	Sr.	29	235	8.10
1978-79	Ralph Brewster	C	So.	30	229	7.63
1979-80	Ralph Brewster	C	Jr.	29	207	7.14
1980-81	Clarence Swannegan	C	Jr.	28	195	6.96
1981-82	Clarence Swannegan	C	Sr.	28	190	6.79
1982-83	Vince Taylor	F	So.	30	164	5.47
1983-84	Vince Taylor	F	Jr.	29	194	6.69
1984-85	Vince Taylor	F	Sr.	31	214	6.90
1985-86	Ray Irvin	C	Sr.	31	141	4.55
1986-87	Sean Gay	G	So.	29	143	4.93
1987-88	Wes Lowe	C	So.	28	145	5.18
1988-89	Sean Gay	G	Sr.	28	136	4.86
	James Johnson	F	So.	28	136	4.86
1989-90	Will Flemons	F	Fr.	25	251	10.04
1990-91	Steve Miles	C	Sr.	31	213	6.87
1991-92	Will Flemons	F	Jr.	29	285	9.83
1992-93	Will Flemons	F	Sr.	30	324	10.80
1993-94	Mark Davis	F	Jr.	28	227	8.11
1994-95	Mark Davis	F	Sr.	30	254	8.47
1995-96	Tony Battie	C	So.	30	266	8.87
ANNUAL REBOUNDS LEADERS - ALL GAMES - BIG 12 ERA						
SEASON	PLAYER	POS	CL	GAMES	REB	AVG
1996-97	Tony Battie	C	Jr.	28	329	11.75
1997-98	Cliff Owens	F	So.	26	200	7.69
1998-99	Cliff Owens	F	Jr.	27	190	7.04
1999-00	Brodney Kennard	F	Sr.	28	195	6.96
2000-01	Cliff Owens	F	Sr.	27	198	7.36
2001-02	Andy Ellis	C	Sr.	32	223	6.97
2002-03	Andre Emmett	G	Jr.	34	226	6.65
2003-04	Andre Emmett	G	Sr.	34	225	6.62
2004-05	Devonne Giles	F	Sr.	33	215	6.52
2005-06	Martin Zeno	G	So.	32	171	5.34
2006-07	Martin Zeno	G	Jr.	34	179	5.26
2007-08	Martin Zeno	G	Sr.	31	140	4.52
2008-09	Mike Singletary	F	So.	33	192	5.82
2009-10	Mike Singletary	F	Jr.	35	239	6.83
2010-11	Mike Singletary	F	Sr.	31	180	5.81
2011-12	Jordan Tolbert	F	Fr.	31	177	5.71
2012-13	Jaye Crockett	F	Jr.	31	202	6.52
2013-14	Jaye Crockett	F	Sr.	32	206	6.44
2014-15	Zach Smith	F	Fr.	32	153	4.94
2015-16	Zach Smith	F	So.	32	234	7.31
2016-17	Zach Smith	F	Jr.	31	223	7.19
2017-18	Zhaire Smith	G	Fr.	37	185	5.00
2018-19	Jarrett Culver	G	So.	38	243	6.40
2019-20	Chris Clarke	G	Sr.	30	199	6.60
2020-21	Marcus Santos-Silva	F	Sr.	29	186	6.40
2021-22	Kevin Obanor	F	Sr.	37	205	5.50
2022-23	Kevin Obanor	F	S-Sr.	32	205	6.40
2023-24	Darrion Williams	F	So.	33	248	7.52
2024-25	JT Toppin	F	So.	33	310	9.39


## ANNUAL INDIVIDUAL BLOCKS LEADERS - ALL GAMES - SWC ERA

SEASON	PLAYER	POS	CL	GAMES	BLK	BPG
1977-78	Mike Russell	F	Sr.	29	13	0.45
1978-79	Ben Hill	F	So.	30	19	0.63
1979-80	Jeff Taylor	G	So.	29	25	0.86
1980-81	Ben Hill	F	Sr.	28	17	0.61
1981-82	Vince Taylor	F	Fr.	28	14	0.50
1982-83	Vince Taylor	F	So.	30	29	0.97
1983-84	Vince Taylor	F	Jr.	29	24	0.83
1984-85	Vince Taylor	F	Sr.	31	32	1.03
1985-86	Sean Gay	G	Fr.	31	17	0.55
1986-87	Greg Crowe	F	Jr.	27	15	0.56
1987-88	Greg Crowe	F	Sr.	28	32	1.14
1988-89	Sean Gay	G	Sr.	28	14	0.50
	J.D. Sanders	F	Jr.	27	14	0.52
1989-90	Will Flemons	F	Fr.	25	37	1.48
1990-91	Steve Miles	C	Sr.	31	18	0.58
1991-92	Will Flemons	F	Jr.	29	32	1.10
1992-93	Will Flemons	F	Sr.	30	30	1.00
1993-94	Mark Davis	F	Jr.	28	43	1.54
1994-95	Mark Davis	F	Sr.	30	36	1.20
1995-96	Tony Battie	C	So.	30	68	2.27

## ANNUAL INDIVIDUAL BLOCKS LEADERS - ALL GAMES - BIG 12 ERA

SEASON	PLAYER	POS	CL	GAMES	BLK	BPG
1996-97	Tony Battie	C	Jr.	28	71	2.54
1997-98	Ross Carmichael	C	So.	27	26	0.96
1998-99	Brodney Kennard	F	Jr.	30	37	1.23
1999-00	Brodney Kennard	F	Sr.	28	69	2.46
2000-01	Jayson Mitchell	F	Sr.	27	23	0.85
2001-02	Andy Ellis	C	Sr.	32	55	1.72
2002-03	Andre Emmett	G	Jr.	34	16	0.47
2003-04	Devonne Giles	F	Jr.	34	51	1.50
2004-05	Devonne Giles	F	Sr.	33	56	1.70
2005-06	Dior Lowhorn	F	Fr.	32	27	0.84
2006-07	Darryl Dora	F	Sr.	33	16	0.48
2007-08	Martin Zeno	G	Sr.	31	17	0.55
	Trevor Cook	F	Jr.	30	17	0.57
2008-09	Robert Lewandowski	F	Fr.	32	23	0.72
2009-10	D'Walyn Roberts	F	Sr.	34	44	1.29
2010-11	Brad Reese	F	Sr.	32	33	1.03
2011-12	Robert Lewandowski	F	Sr.	31	27	0.87
2012-13	Dejan Kravic	F	Jr.	31	41	1.32
2013-14	Dejan Kravic	F	Sr.	32	41	1.28
2014-15	Zach Smith	F	Fr.	31	45	1.45
2015-16	Zach Smith	F	So.	32	47	1.47
2016-17	Zach Smith	F	Jr.	31	43	1.39
2017-18	Zhaire Smith	G	Fr.	37	42	1.14
2018-19	Tariq Owens	F	Sr.	38	92	2.40
2019-20	TJ Holyfield	F	Sr.	31	50	1.61
2020-21	Marcus Santos-Silva	F	Sr.	29	32	1.10
2021-22	Marcus Santos-Silva	F	S- Sr.	37	29	0.82
2022-23	Daniel Batcho	F	So.	23	35	1.52
2023-24	Warren Washington	F	S- Sr.	25	38	1.52
2024-25	JT Toppin	F	So.	33	48	1.45





# 2025-26 TEXAS TECH SCHEDULE

DATE [DAY]	OPPONENT	LOCATION	TIME/RESULTS/TV	
<b>NOV. 4 [TUESDAY]</b>	<b>LINDENWOOD</b>	<b>LUBBOCK - UNITED SUPERMARKETS ARENA</b>	<b>W, 98-60</b>	
<b>NOV. 7 [FRIDAY]</b>	<b>SAM HOUSTON</b>	<b>LUBBOCK - UNITED SUPERMARKETS ARENA</b>	<b>W, 98-77</b>	
NOV. 11 [TUESDAY]	AT NO. 14 ILLINOIS	CHAMPAIGN, ILLINOIS - STATE FARM CENTER	L, 81-77	
<b>NOV. 14 [FRIDAY]</b>	<b>MILWAUKEE</b>	<b>LUBBOCK - UNITED SUPERMARKETS ARENA</b>	<b>W, 80-63</b>	
NOV. 20 [THURSDAY]	VS. WAKE FOREST	NASSAU, BAHAMAS - BAHA MAR CONVENTION CENTER	W, 84-83	
NOV. 21 [FRIDAY]	VS. NO. 1 PURDUE	NASSAU, BAHAMAS - BAHA MAR CONVENTION CENTER	L, 86-56	
<b>NOV. 26 [WEDNESDAY]</b>	<b>NEW ORLEANS</b>	<b>LUBBOCK - UNITED SUPERMARKETS ARENA</b>	<b>W, 82-50</b>	
<b>NOV. 30 [SUNDAY]</b>	<b>WYOMING</b>	<b>LUBBOCK - UNITED SUPERMARKETS ARENA</b>	<b>W, 76-72</b>	
DEC. 7 [SUNDAY]	VS. LSU	FORT WORTH - DICKIES ARENA	W, 82-58	
DEC. 13 [SATURDAY]	VS. NO. 17 ARKANSAS	DALLAS - AMERICAN AIRLINES CENTER	11 A.M.	ESPN2
<b>DEC. 16 [TUESDAY]</b>	<b>NORTHERN COLORADO</b>	<b>LUBBOCK - UNITED SUPERMARKETS ARENA</b>	<b>7 P.M.</b>	<b>ESPN+</b>
DEC. 20 [SATURDAY]	VS. DUKE	NEW YORK - MADISON SQUARE GARDEN	7 P.M.	ESPN
<b>DEC. 28 [SUNDAY]</b>	<b>WINTHROP</b>	<b>LUBBOCK - UNITED SUPERMARKETS ARENA</b>	<b>1 P.M.</b>	<b>TNT</b>
<b>JAN. 3 [SATURDAY]</b>	<b>OKLAHOMA STATE</b>	<b>LUBBOCK - UNITED SUPERMARKETS ARENA</b>	<b>12 P.M.</b>	<b>ESPN2</b>
JAN. 6 [TUESDAY]	AT HOUSTON	HOUSTON, TEXAS - FERTITTA CENTER	8 P.M.	FS1
JAN. 10 [SATURDAY]	AT COLORADO	BOULDER, COLORADO - UC EVENTS CENTER	6 P.M.	CBSSN
<b>JAN. 14 [WEDNESDAY]</b>	<b>UTAH</b>	<b>LUBBOCK - UNITED SUPERMARKETS ARENA</b>	<b>8 P.M.</b>	<b>PEACOCK</b>
<b>JAN. 17 [SATURDAY]</b>	<b>BYU</b>	<b>LUBBOCK - UNITED SUPERMARKETS ARENA</b>	<b>7 P.M.</b>	<b>ESPN2</b>
JAN. 20 [TUESDAY]	AT BAYLOR	WACO, TEXAS - FOSTER PAVILLION	8 P.M.	PEACOCK
<b>JAN. 24 [SATURDAY]</b>	<b>HOUSTON</b>	<b>LUBBOCK - UNITED SUPERMARKETS ARENA</b>	<b>5:30 P.M.</b>	<b>ESPN</b>
JAN. 31 [SATURDAY]	AT UCF	ORLANDO, FLORIDA - FINANCIAL ARENA	11 A.M.	ESPN2
<b>FEB. 2 [MONDAY]</b>	<b>KANSAS</b>	<b>LUBBOCK - UNITED SUPERMARKETS ARENA</b>	<b>8 P.M.</b>	<b>ESPN</b>
FEB. 8 [SUNDAY]	AT WEST VIRGINIA	MORGANTOWN, WEST VIRGINIA - WVU COLISEUM	12 P.M.	FOX
<b>FEB. 11 [WEDNESDAY]</b>	<b>COLORADO</b>	<b>LUBBOCK - UNITED SUPERMARKETS ARENA</b>	<b>7 P.M.</b>	<b>ESPN+</b>
FEB. 14 [SATURDAY]	AT ARIZONA	TUCSON, ARIZONA - MCKALE CENTER	5 OR 5:30 P.M.	ESPN
FEB. 17 [TUESDAY]	AT ARIZONA STATE	TEMPE, ARIZONA - DESERT FINANCIAL ARENA	10 P.M.	ESPN2
<b>FEB. 21 [SATURDAY]</b>	<b>KANSAS STATE</b>	<b>LUBBOCK - UNITED SUPERMARKETS ARENA</b>	<b>1:30 P.M.</b>	<b>FOX</b>
<b>FEB. 24 [TUESDAY]</b>	<b>CINCINNATI</b>	<b>LUBBOCK - UNITED SUPERMARKETS ARENA</b>	<b>6 P.M.</b>	<b>ESPN2</b>
FEB. 28 [SATURDAY]	AT IOWA STATE	AMES, IOWA - HILTON COLISEUM	3 P.M.	CBSSN
<b>MAR. 3 [TUESDAY]</b>	<b>TCU</b>	<b>LUBBOCK - UNITED SUPERMARKETS ARENA</b>	<b>6 P.M.</b>	<b>FS1</b>
MAR. 7 [SATURDAY]	AT BYU	PROVO, UTAH - MARRIOTT CENTER	9:30 P.M.	ESPN
MARCH 10-14	BIG 12 TOURNAMENT	KANSAS CITY, MISSOURI - T-MOBILE CENTER	TBD	TBD
MARCH 19-22	NCAA 1ST/2ND ROUNDS	POSSIBLE LOCATIONS: GREENVILLE, OKLAHOMA CITY, PORTLAND, TAMPA, PHILADELPHIA, SAN DIEGO, ST. LOUIS		
MARCH 26-29	NCAA TOURNAMENT SWEET 16 AND ELITE 8	POSSIBLE LOCATIONS: HOUSTON, SAN JOSE, CHICAGO, WASHINGTON D.C.		
APRIL 4 & 6	NCAA FINAL FOUR	INDIANAPOLIS - LUCAS OIL STADIUM	TBD	CBS



# TEXAS TECH

## 2025-26 BASKETBALL ROSTER

21 NCAA TOURNAMENT APPEARANCES

1954 • 1956 • 1961 • 1962 • 1973 • 1976 • 1985 • 1986 • 1993 • 1996 • 2002 • 2004 • 2005 • 2007 • 2016 • 2018 • 2019 • 2021 • 2022 • 2024 • 2025



2019 NCAA NATIONAL RUNNER-UP

Big 12 Champions: 2019










NCAA Final Four: 2019










NCAA Elite Eight: 2018, 2019, 2025









NCAA Sweet 16: 1976, 1996, 2005, 2018, 2019, 2022, 2025

						
<b>1</b> TYEREE BRYAN 6-5 • Senior • Guard Orlando, Florida	<b>2</b> JAZZ HENDERSON 5-11 • R-Freshman • Guard Dallas, Texas	<b>3</b> LEJUAN WATTS 6-6 • R-Junior • Forward Fresno, California	<b>4</b> CHRISTIAN ANDERSON 6-3 • Sophomore • Guard Atlanta, Georgia	<b>5</b> JOSIAH MOSELEY 6-8 • Sophomore • Forward Round Rock, Texas	<b>6</b> LEON HORNER 6-4 • Sophomore • Forward Dallas, Texas	<b>8</b> NOLAN GROVES 6-5 • Freshman • Guard Long Lake, Minnesota

						
<b>9</b> LUKE BAMGBOYE 6-11 • Sophomore • Forward London, U.K.	<b>10</b> JACK FRANCIS 6-3 • Senior • Guard Austin, Texas	<b>11</b> JAYLEN PETTY 6-1 • Freshman • Guard Seattle, Washington	<b>12</b> DONOVAN ATWELL 6-5 • Senior • Guard Huntersville, N.C.	<b>13</b> MARIAL AKUENTOK 6-11 • Freshman • Forward Edmonton, Alberta	<b>15</b> JT TOPPIN 6-9 • Junior • Forward Dallas, Texas	<b>21</b> LATRELL HOOVER 7-0 • Freshman • Forward San Antonio, Texas

								
GRANT MCCASLAND Head Coach	JEFF LINDER Assistant Coach	ACHOKI MOIKOBU Assistant Coach	CHRIS NOTTINGHAM Assistant Coach	TODDRICK GOTCHER Assistant Coach	REM BAKAMUS Assistant Coach	ANDREW WRIGHT Strength & Conditioning	MIKE NEAL Athletic Trainer	KELLEN BUFFINGTON General Manager

								
BRIAN PETE Video Coordinator	JARDON POWELL Administration & Ops	DUNCAN BACON Operations	BEAU MARTIN Graduate Assistant	COLEMAN SPARLING Graduate Assistant	JALYN TURNER Graduate Assistant	NOBLE ROBINSON Graduate Assistant	KENTRELL GARNETT Graduate Assistant	CORT ROBERSON Graduate Assistant

							
ELIJAH MAYS S&C Assistant	CHRIS MARMOLEJO Creative Manager	BRODY MCCLURE Student Manager	KADEN FERRELL Student Manager	JORDAN VARGAS Student Manager	STACEY SMITH Student Manager	JORDAN LINDER Student Manager	ARMAAN BHAKTA Student Manager