

ARKANSAS

WOMEN'S BASKETBALL

Sunday, January 11, 2026 • 1:00 p.m. CT • SECN+ • Food City Center (21,678) • Knoxville, Tenn.

Info



SECN+

Andy Brock, Play-by-Play
Kamera Harris, Analyst
Sarah Detwiler, Reporter



Live Stats

arkansas.statbroadcast.com

2025-26 Schedule

(11-7, 0-0 SEC)

NOVEMBER

10/30	UAFS (Exh.)	W, 100-42
4	Louisiana Tech	W, 93-81
7	Arkansas-Pine Bluff	101-49
10	Central Arkansas	W, 89-77 OT
13	Southeastern Louisiana	W, 68-60
16	at Texas Tech	L, 80-68
20	Little Rock	W, 96-57
25	vs. Drake^	W, 79-72
26	vs. Southern Illinois^	W, 73-63
30	Harvard	L, 69-51

DECEMBER

4	SMU	L, 78-63
7	Jackson State	W, 77-46
13	at Missouri State	W, 73-58
17	Kansas City	W, 92-77
20	Stephen F. Austin	W, 82-73
28	Arkansas State	L, 81-72

JANUARY

1	#12 Vanderbilt*	L, 88-71
4	at #24 Alabama*	L, 77-48
8	#3 South Carolina	L, 93-58
11	at #20 Tennessee*	1:00 p.m.
15	at Missouri*	6:30 p.m.
22	Georgia*	6:30 p.m.
25	Texas*	3:00 p.m.
29	at LSU*	7:00 p.m.

FEBRUARY

1	Kentucky*	1:00 p.m.
5	Missouri*	6:30 p.m.
9	at Florida*	12:00 p.m.
12	at Ole Miss*	8:00 p.m.
16	Mississippi State*	6:30 p.m.
22	at Texas A&M*	2:00 p.m.
26	at Oklahoma*	6:00 p.m.

MARCH

1	Auburn*	1:00 p.m.
4-9	SEC Tournament	Greenville, S.C.

All times Central; Home games in **BOLD**

^ - Music City Classic (Nashville, Tenn.)

\$ - ACC/SEC Challenge (Dallas, Texas)

* - SEC Game



VS



#20 Tennessee

Arkansas

Record: 11-3 (3-0 SEC)

Head Coach: Kim Caldwell

Overall Record: 252-44 (10th)

Record at Tennessee: 35-13 (2nd)

Rankings: AP: 20 Coaches: 22 NET: 18

Record: 11-7 (0-3 SEC)

Head Coach: Kelsi Musick

Overall Record: 327-171 (17th)

Record at Arkansas: 11-7 (1st)

Rankings: AP: NR Coaches: NR NET: 101

Team Comparison

	ARK	75.2	40.5	33.8	7.7	75.1	14.9	44.6	13.1	16.7	7.9	4.2
	OPP	71.1	39.1	32.1	7.9	65.4	9.9	38.8	14.1	14.9	7.7	3.2
	PTS	FG%	3FG%	3FGM	FT%	FTM	REB	AST	TO	STL	BLK	
	SC	81.0	42.5	30.8	9.9	67.1	12.4	43.4	14.9	16.3	12.6	4.4
	OPP	61.2	39.2	28.9	4.6	67.3	9.9	36.6	10.7	21.9	7.6	2.4

Starting Five (last game, season stats)

STARTERS

#	NAME	POS	HT	YR	PPG	RPG	APG	FG%	3FG%	FT%
10	Taleyah Jones	G	5-10	Sr.	16.9	4.4	2.3	45.0	38.9	82.9
21	Ashlynn Chlarson	C	6-3	Jr.	4.4	5.3	0.3	40.5	42.9	61.9
22	Bonnie Deas	G	5-9	Fr.	10.6	9.7	2.6	31.5	27.5	72.7
23	Emily Robinson	G	5-10	Jr.	7.8	3.7	2.1	43.4	38.2	67.7
34	Jenna Lawrence	F	6-3	Jr.	10.9	5.1	0.8	46.8	39.9	88.1

OFF THE BENCH

#	NAME	POS	HT	YR	PPG	RPG	APG	FG%	3FG%	FT%
1	Maria Anais Rodriguez	F	6-1	So.	5.6	3.7	0.9	40.4	23.5	66.7
3	Harmonie Ware	G	5-10	Fr.	9.1	2.4	1.6	41.2	27.7	78.0
7	Cristina Sanchez Cerqueira	F	6-1	Jr.	2.1	1.5	0.4	50.0	100	41.7
11	Wyvette Mayberry	G	5-7	Sr.	6.9	2.0	2.0	32.3	30.2	86.4
15	Jada Bates	G	6-3	So.	3.1	1.8	0.4	40.0	26.3	46.2
24	Aisha Hassan	G	5-7	Fr.	0.0	0.0	0.0	0.0	0.0	0.0
25	Danika Galea	C	6-3	So.	2.4	2.3	0.1	72.7	0.0	25.0
44	Maryn Archer	G	5-9	R-Jr.	2.1	0.8	0.7	36.4	30.8	91.7

INSIDE THE SERIES

- Arkansas and Tennessee will meet for the 42nd time since the Hogs joined the SEC in 1991. The teams first met on February 29, 1992.
- The Lady Vols have won the last six meetings dating back to 2021.
- Arkansas last beat Tennessee on Feb. 20, 2020 in Fayetteville, 83-75.
- The Hogs' last win in Knoxville came the year before, a 1-point win on Jan. 21, 2019.

Record against: 5-36
In Fayetteville: 3-17
In Knoxville: 2-17
SEC Tournament: 0-1

LAST TIME OUT

- Arkansas played its third straight game against a ranked opponent, #3 South Carolina, and lost 93-58.
- Sophomore Jada Bates led the Hogs with a career-high 16 points.
- The Razorbacks outrebounded South Carolina in the first half, 21-16.
- Arkansas had a new starting lineup: Jones, Chlarson, Deas, Robinson and Lawrence.
- Lawrence scored 3 points and grabbed 6 rebounds in her first start of the season.

QUICK HITS

- Arkansas enters its 19th game overall and its fourth SEC game of the Kelsi Musick era.
- Musick has never faced Tennessee.
- As of this week's polls, the Razorbacks will start SEC play with four straight ranked matchups: #12 Vanderbilt, #24 Alabama, #3 South Carolina and #20 Tennessee. Nine of Arkansas' first 10 SEC opponents are ranked or receiving votes.
- Bonnie Deas' 174 rebounds rank third in the SEC and 10th nationally.
- As a team, Arkansas ranks fifth in the SEC and 12th nationally with 44.56 rebounds per game.
- Taleyah Jones ranks 10th in the SEC and No. 84 nationally with 16.9 points per game.
- Next up: The Razorbacks will head to Missouri on Thursday, Jan. 15.

Quick Facts

GENERAL INFORMATION

Location.....Fayetteville, Arkansas
Founded.....1871
Enrollment.....33,610
Nickname.....Razorbacks
School Colors.....Cardinal (PMS 202) and White
Conference.....Southeastern
Arena (Capacity).....Bud Walton Arena (19,200)
System President.....Lt. Gen. (ret) Jay Silveria (Air Force '86)
Chancellor.....Dr. Charles Robinson (Houston)
Athletic Director.....Hunter Yurachek (Guilford College '90)
SWA.....Kat Devenport (Arkansas '10)
Faculty Athletic Rep.....Dr. Paul Adams (LSU)
Sport Administrator.....Derita Dawkins (James Madison)
Athletics Website.....ArkansasRazorbacks.com
Ticket Office Phone.....1-800-982-HOGS
Athletic Department Phone.....(479) 575-6533

TEAM INFORMATION

Starters Returning/Lost.....1/4
2024-25 Overall Record.....10-22
2024-25 Conference Record/Finish.....3-13/T13

PROGRAM HISTORY

Seasons.....50
All-Time Record.....894-604
SEC Record.....183-310
Conference Championships.....2 (SWC)
NCAA Tournament Appearances.....13 (Last: 2022)
NCAA Tournament Record.....14-13
SEC Tournament Appearances.....34
SEC Tournament Record.....19-34

COACHING/SUPPORT STAFF

Head Coach.....Kelsi Musick (Cameron '02)
Career Record.....327-171 (17 seasons)
Record at Arkansas.....11-7 (1 season)
Assistant Coach.....Lacey Goldwire (Oklahoma State '10)
Assistant Coach.....Nick Bradford (Kansas '01)
Assistant Coach.....Brad Johnson (Arkansas Tech)
Assistant Coach.....Alex Furr (Fresno State '14)
Director of Operations.....Amber Shirey (Arkansas '92)
On-Court Development.....Greg Gilman (Arizona State '21)
Athletic Trainer.....Simone Rush (Alabama '15)
Strength & Conditioning.....Tyler Beckman (North Dakota '13)
Video Coordinator.....Carter Mumm (Iowa State '21)
Graduate Assistant.....Sasha Goforth

COMMUNICATIONS

Asst. Dir. of Communications.....Fuller Birch
Cell Phone:.....(479) 790-9426
Office Phone:.....(479) 575-3401
Office Fax:.....(479) 575-7481
Office E-mail:.....fdbirch@uark.edu
Athletics Website:.....ArkansasRazorbacks.com
Mailing Address:.....P.O. Box 7777, Fayetteville, AR 72702
Shipping Address:.....350 N. Razorback Rd., Fayetteville, AR, 72701



Game Notes

CUE THE MUSICK

→ Arkansas enters its first season under Kelsi Musick, the 10th head coach in program history. Musick was hired on March 21, 2025 after she spent three seasons as the head coach at Oral Roberts.

50 SEASONS

→ Arkansas women's basketball will celebrate its 50th season in 2025-26. The program was founded in 1976 and has accumulated 894 wins since its first game against North Arkansas CC on Nov. 19, 1976. The Razorbacks' first win came on Dec. 1, 1976 against John Brown, 92-87.

ON THE LADY VOLS

→ Tennessee started SEC play with wins over Florida, Auburn and Mississippi State. The Lady Vols picked up a big non-conference win over Stanford.
→ Tennessee ranks in the top half of the SEC in rebounding with 43.36 per game and excels at offensive rebounding with 17.0 per game, top 10 nationally. Tennessee takes the second most threes per game nationally, behind Arkansas State, a team Arkansas faced in December. The Lady Vols make the most threes per game in the SEC at 9.9. Tennessee also forces a lot of turnovers at 21.86 per game, good for top 5 in the SEC.

WITH A WIN

→ Kelsi Musick and the Hogs would improve to 12-7 this season and she would pick up her first win of SEC play (she had two wins against SEC teams last season: Arkansas and Missouri) and her first win against a ranked opponent.

MUSIC CITY CLASSIC

→ The Hogs picked up a pair of wins at the Music City Classic in Nashville, Tennessee.
→ Arkansas led wire-to-wire against Drake for a 79-71 win, and came back from down 12 points to defeat Southern Illinois, 73-63.
→ Arkansas guard Taleyah Jones was named the event's MVP after scoring 38 points over the two games (15 & 23).

BE-WARE

→ Harmonie Ware started her collegiate career hot and averaged 13.7 points off the bench in week one, the second most on the team behind Deas.
→ Ware is one of Musick's go-tos off the bench and shoots a steady 41.2% from the field in her rookie season. Ware also gets to the free throw line often, with the third most attempts on the team.
→ Ware picked up her first start on Dec. 7 (due to Taleyah Jones' concussion) and went 9-9 from the field and scored a career high 24 points. It's the most points without a miss in program history and she was the first Razorback since 2007 to shoot 100% with at least nine attempts.
→ She was a two-time Tennessee state champion for Bradley Central HS and was named the Class 4A State Tournament MVP after she scored a career-high 29 points and had 9 rebounds during a 58-43 victory over Bartlett in the title game.

MVP

→ Taleyah Jones is Arkansas leading scorer through 18 games with 16.9 points per game, good enough for top 10 in the SEC and top 100 nationally.
→ Jones has collected 14 10-plus point games and five 20-plus point games this season. She's led Arkansas in scoring 10 times this season.
→ She led the Hogs in scoring in six straight games and was named MVP in November's Music City Classic. Jones missed Arkansas' games against Jackson State and Missouri State due to a concussion. Jones scored 24 points in her return against Kansas City on Dec. 17.
→ Jones transferred to Arkansas after playing two seasons at Oral Roberts under Musick, where she received First and Second Team All-Summit League honors and was named the league's newcomer of the year in 2024.

AUSSIE AUSSIE AUSSIE

→ Freshman guard Bonnie Deas made quite the impression following the first week of the college basketball season. Deas averaged 18.3 points and 9.3 rebounds per game, the most by a freshman in



the country through the first three games.

- Deas picked up recognition from the SEC, earning freshman of the week honors. Though her numbers have changed through 18 games, she is one of four freshmen and one of four guards (all classes) in the country to average at least 10 points and 9.5 rebounds. Prior to Arkansas' game against South Carolina, she, at 5-9, was the shortest player in the country to average a double-double.
- Deas' 9.7 rebounds per game ranks sixth in the SEC and 31st nationally. Among freshmen, she ranks sixth in rebounds per game. Her 174 total rebounds rank third in the SEC and 10th nationally and second among freshmen.
- This summer, she led her country to a silver medal in the FIBA U-19 Women's World Cup. Deas averaged 12.3 points, 7.7 rebounds and 3 assists in 6 games at the World Cup and earned All-Star Five team honors alongside USA's Saniyah Hall, the No. 1 prospect in the 2026 class, and UCLA's Sienna Betts. Deas was Australia's leading scorer in the championship game with 13 points in an 88-76 loss to the United States.

MUSICK LESSON

- If you hear Kelsi Musick talk, chances are she'll bring up her high-octane offense, and for good reason. Musick runs the dribble-drive offense with her own twists and learned it while she was an assistant at Fresno State in the early 2000s.
- Her offense transformed Southwestern Oklahoma State into a national powerhouse on the DII level, with 10 conference championships, multiple NCAA Tournament runs and a trip to the DII National Championship game in 2019.
- At ORU, Musick led the Golden Eagles to back-to-back 20-win seasons for the first time since the 2010-11 and 2011-12 seasons. Her offenses ranked in the top 16 in scoring average nationally in each of her three years in Tulsa. Each of her last two offenses at ORU ranked eighth nationally with 80+ points per game.
- Musick's Arkansas offense scored 93 points in its first game against a solid Louisiana Tech squad.

A LOOK AT THE BEST STARTS

- The best start under a first year head coach at Arkansas was in 2008, when Tom Collen's first team started the season 15-0. The second best start occurred in 2014 with Jimmy Dykes' first squad won 6 straight games.
- Kelsi Musick owns the third best start under a first-year head coach at Arkansas with 4 straight wins.

THE NEWCOMERS

- The Razorbacks added eight newcomers to the 2025-26 roster: 5 transfers and 3 freshmen
- **Maria Anais Rodriguez** joined Arkansas from Oklahoma State, where she saw action in 10 games during her first season, including three Big 12 games against Colorado, UCF and Arizona. On the FIBA side, she helped Spain to a 6-1 mark and the Silver Medal at the FIBA U18 Women's Eurobasket competition in 2024 and averaged 8.3 points, 4.1 rebounds and 1.9 assists during the event.
- **Taleyah Jones** followed Coach Musick to Arkansas after playing for her during her sophomore and junior seasons. Jones was the Summit League Newcomer of the Year in 2024 and a First Team All-Summit League selection in 2025. Last season, she led ORU's offense that ranked in the top 10 nationally in scoring average (83.2) with 18.1 points per game.
- **Wyvette Mayberry** signed with Arkansas on April 3, 2025, the first signee of the Musick era. Mayberry started her career at Tulsa before transferring to Kansas after two seasons. At Tulsa, she was named to the AAC All-Freshman team and led the Golden Hurricane in scoring her sophomore season with 14.1 points per game. At Kansas, she started in 31 games her junior season and recorded four 20+ point games. She started in all 32 games during her senior year and averaged 9.7 points and 2.4 rebounds per game. She injured her knee during her fifth year and came to Arkansas to finish her career.
- **Ashlynn Chlarson** is the only JUCO product on this year's team and joined Arkansas from Eastern Arizona CC in Thatcher, Arizona. In her two seasons with the Monsters, she averaged 8.4 points per game and 7.1 rebounds per game. Last season, she nearly averaged a double-double, with 10.9 points/game and 9.2 rebounds/game. She earned first team all-conference, second team all-region and NJCAA All-Tournament Team honors in 2025.
- **Emily Robinson** also made the move from Oral Roberts after a successful start to her career. She was named the 2024 Summit League Freshman of the Year after averaging 10.3 points/game, 3.7

OUR RECORD WHEN...

Overall	11-7
Home / Away / Neutral	8-4/1-3/2-0
SEC	0-3
Home / Away	0-2/0-1
White Uniforms	9-4
White w/ Pink Uniforms	0-0
Cardinal Uniforms	2-3
Anthracite Uniforms	0-0
Turquoise Uniforms	0-0
Pink Uniforms	0-0

LEADS/QUARTERS/HALFTIME/OT

Leading after the 1st quarter	9-0
Leading after the 2nd quarter/Half	10-0
Leading after the 3rd quarter	10-0
Leading at the half, home	7-0
Leading at the half, road/neutral	2-0
Tied at the half, home	0-0
Tied at the half, road/neutral	1-0
Games decided by 5 points or fewer	0-0
Games decided by 10 points or fewer	4-1
Leading with 5:00 left	10-0
Trailing with 5:00 left	1-6
Leading with 2:00 left	10-0
Trailing with 2:00 left	1-6
Overtime games	1-0

OFFENSE

Scoring less than 70 points	1-4
Scoring 70-79 points	5-2
Scoring 80-89 points	1-0
Scoring 90-99 points	3-0
Scoring 100+ points	1-0
2 Players Or Less in Double Figures	1-4
3 Players in Double Figures	2-0
4 Players in Double Figures	4-0
5 Players in Double Figures	3-2
6+ Players in Double Figures	1-0
When shooting 50 percent or higher	1-0
When shooting less than 50 percent	10-6

REBOUNDING/TURNOVERS

When outrebounding opponent	11-2
When outrebounded	0-5
When rebounds are even	0-0
When grabbing 10+ offensive reb.	9-3
When forcing 15+ turnovers	6-1
When committing less than 15 turnovers	7-2
When committing 15+ turnovers	4-5

Months

November	7-2
December	4-2
January	0-3
February	0-0
March	0-0



Click **HERE**
for box
scores!



Musick at Arkansas Stats

Record in all games.....	11-7
Record in home games.....	8-4
Record in true road games.....	1-3
Record in neutral site games.....	2-0
Record in overtime games.....	1-0
Record in non-conference games.....	11-4
Record in SEC games.....	0-3
Record in SEC home games.....	0-2
Record in SEC away games.....	0-1
Record in SEC Tournament games.....	0-0
Record in NCAA Tournament games.....	0-0
Record vs. ranked opponents.....	0-3
Record vs. unranked opponents.....	11-4
Highest ranked win.....	
Record in games decided by 5 or less points.....	0-0
Longest win streak.....	4 games (2 times)
Longest home win streak.....	5 games (Nov. 2025)
Longest true road win streak.....	1 game (Dec. 2025)
Longest SEC win streak.....	
Longest losing streak.....	4 games (active)
Longest home losing streak.....	3 games (active)
Longest true road losing streak.....	2 games (Nov.-Dec. 2025)
Longest SEC losing streak.....	3 games (active)
Most points in a game.....	101 vs. UAPB (11/7/25)
Most points in an SEC game.....	71 vs. #12 Vanderbilt (1/1/26)
Most points in an SPECT game.....	
Most points in an NCAA game.....	
Fewest points in a game.....	48 at #24 Alabama (1/4/26)
Fewest points in an SEC game.....	48 at #24 Alabama (1/4/26)
Fewest points in an SPECT game.....	
Fewest points in an NCAA game.....	
Most points allowed in a game.....	93 vs. #3 South Carolina (1/8/26)
Most points allowed in an SEC game.....	93 vs. #3 South Carolina (1/8/26)
Most points allowed in an SPECT game.....	
Most points allowed in an NCAA game.....	
Fewest points allowed in a game.....	46 vs. Jackson State (12/7/25)
Fewest points allowed in an SEC game.....	77 at #24 Alabama (1/4/26)
Fewest points allowed in an SPECT game.....	
Fewest points allowed in an NCAA game.....	
Largest margin of victory.....	51 points vs. UAPB (11/7/25)
Smallest margin of victory.....	7 points vs. Drake (11/25/25)
Largest MoV vs. SEC.....	
Largest MoV in an SPECT game.....	
Largest MoV in an NCAA game.....	
Largest margin of defeat.....	35 points (93-58) vs. #3 South Carolina (1/8/26)
Largest MoD vs. SEC.....	35 points (93-58) vs. #3 South Carolina (1/8/26)
Largest MoD in an SPECT game.....	
Largest MoD in an NCAA game.....	
Most points allowed in a win.....	81 vs. Louisiana Tech (11/4/25)
Most points scored in a loss.....	72 vs. Arkansas State (12/29/25)
Fewest points scored in a win.....	68 vs. Southeastern Louisiana (11/13/25)
Fewest points allowed in a loss.....	69 vs. Harvard (11/30/25)
Largest halftime lead.....	21 points vs. UAPB (11/7/25)
Largest halftime deficit.....	20 points at #24 Alabama (1/4/26)
Largest halftime lead vs. SEC.....	
Largest halftime deficit vs. SEC.....	20 points at #24 Alabama (1/4/26)
Largest comeback.....	15 points vs. Louisiana Tech (11/4/25)
Largest SEC comeback.....	
Largest lead surrendered.....	6 points vs. #12 Vanderbilt (1/1/26)
Largest lead surrendered vs. SEC.....	6 points vs. #12 Vanderbilt (1/1/26)
Largest deficit faced.....	37 points vs. #3 South Carolina (1/8/26)
Record when down 10+ points.....	3-7
Highest FG%.....	54.4% (37-68) vs. Little Rock (11/20/25)
Lowest FG%.....	28.9% (22-76) at SMU (12/4/25)
Most rebounds.....	63 vs. SFA (12/20/25)
Most rebounds in an SEC game.....	37 at #24 Alabama (1/4/26)
Fewest rebounds.....	27 vs. Harvard (11/30/25)
Most rebounds allowed.....	48 at #24 Alabama (1/4/26)
Fewest rebounds allowed.....	27 vs. Little Rock (11/20/25)
Most offensive rebounds.....	25 at SMU (12/4/25)
Fewest offensive rebounds.....	7 vs. Harvard (11/30/25)
Most defensive rebounds.....	41 vs. SFA (12/20/25)
Fewest defensive rebounds.....	20 vs. Harvard (11/30/25)
Most offensive rebounds allowed.....	20 vs. Jackson State (12/7/25)
Fewest offensive rebounds allowed.....	5 vs. Southern Illinois (11/26/25)
Most defensive rebounds allowed.....	33 vs. Central Arkansas (11/10/25)
Fewest defensive rebounds allowed.....	15 vs. Little Rock (11/20/25)
Most assists.....	21 3 times
Most assists in an SEC game.....	11 at #24 Alabama (1/4/26)
Fewest assists.....	5 vs. #12 Vanderbilt (1/1/26)
Most turnovers.....	29 vs. Arkansas State (12/29/25)
Most turnovers in an SEC game.....	23 vs. #3 South Carolina (1/8/26)
Fewest turnovers.....	9 vs. Jackson State (12/7/25)
Most turnovers by an opponent.....	26 vs. Kansas City (12/17/25)
Most steals.....	17 vs. Kansas City (12/17/25)
Most steals in an SEC game.....	7 2 times
Fewest steals.....	3 at SMU (12/4/25)
Most blocks.....	8, 2 times
Most blocks in an SEC game.....	5 at #24 Alabama (1/4/26)
Fewest blocks.....	1 vs. Drake (11/25/25)
Record when scoring 50-59 points.....	0-2
Record when scoring 60-69 points.....	1-2
Record when scoring 70-79 points.....	5-2
Record when scoring 80-89 points.....	1-0
Record when scoring 90-99 points.....	3-0
Record when scoring 100+ points.....	1-0
Highest AP/Coaches Ranking.....	n/a
Highest NET Ranking.....	83 (Dec. 2, 2025)

rebounds/game and 2.5 assists/game. She was the only freshman in the league to average double figures. She started in all 33 games her sophomore season and averaged 10.0 points/game and led ORU with 3.4 assists/game. She scored 17 points in the Summit League Tournament championship game against No. 24 South Dakota State.

➔ Harmonie Ware, Aisha Hassan and Bonnie Deas were part of the 2025 signing class that Coach Musick managed to keep following her hiring in March.

THE RETURNERS

➔ Five Razorbacks returned for Musick's first season: Maryn Archer, Jada Bates, Danika Galea, Jenna Lawrence, and Cristina Sanchez.

A FEW FIRSTS

➔ Kelsi Musick is Arkansas women's basketball's first female head coach since Susie Garnder led the Razorbacks from 2003-2007.

➔ Hometown firsts: Danika Galea is the first Maltin player in Razorback history. Aisha Hassan is the first Egyptian player in Razorback history. Ashlynn Chlarson is the first Arizonan in Razorback history.

A FAMILIAR NAME

➔ A familiar name returned to the University of Arkansas as Razorback women's basketball head coach Kelsi Musick announced her first signee at Arkansas, Wyvette Mayberry, a transfer guard from Kansas.

➔ Mayberry is the daughter of Razorback legend and former NBA player Lee Mayberry and his wife, Marla. Like her father, Wyvette will wear jersey No. 11. She made her Razorback debut on Nov. 16 at Texas Tech and scored four points. Mayberry has started in each of Arkansas' last two games.

➔ In his four years with the Razorbacks, Lee Mayberry helped Arkansas win a conference title every year, including three consecutive Southwest Conference regular season championships and three consecutive SWC Tournament championships from 1989 to 1991. Arkansas moved from the SWC to the Southeastern Conference in 1992, and Mayberry led the Hogs to the SEC Western Division championship and the SEC overall regular season championship in their first year in the SEC. In addition to the 1990 Final Four, Mayberry helped Arkansas to the second round of the NCAA Tournament in 1989 and 1992, plus the Elite Eight in 1991. He is considered one of the greatest point guards to ever play for the Razorbacks.

➔ Mayberry was selected by the Milwaukee Bucks in the first round of the 1992 NBA Draft and played five seasons for the Bucks and two seasons for the Vancouver Grizzlies.

THE FIBA FOUR

➔ Four Razorbacks represent their countries at this summer's FIBA events.

➔ Bonnie Deas (Australia) led her country to a silver medal in the FIBA U-19 Women's World Cup. Deas averaged 12.3 points, 7.7 rebounds and 3 assists in 6 games at the World Cup and earned All-Star Five team honors alongside USA's Saniyah Hall, the No. 1 prospect in the 2026 class, and UCLA's Sienna Betts. Deas was Australia's leading scorer in the championship game with 13 points in an 88-76 loss to the United States.

➔ Cristina Sanchez Cerqueira represented Spain in the U-20 FIBA Women's EuroBasket and won gold. Maria Anais Rodriguez also represented Spain at the U-19 FIBA Women's EuroBasket and earned a bronze medal. Danika Galea played for Malta in the FIBA 3x3 Europe Cup and won a silver medal in the qualified in Prishtina, Kosovo.

NEW STAFF

➔ Joining Musick for her first season in Fayetteville are new assistant coaches Brad Johnson and Alex Furr. Johnson made the short trip from nearby Farmington, Arkansas, where he was the head coach of the highly-successful Farmington High School girls program, the home of Jenna Lawrence. Overall, Johnson finished his high school coaching career with 419 wins, four state titles, eight conference titles and seven state finals appearances. Furr joins the staff from SMU, where served as an assistant coach and director of player development for two seasons. Furr played at Fresno State from 2010-2014 and ranks in the all-time top 10 in 3-pointers made and career free throw percentage.

➔ Other new staff include Director of On-Court Development Greg Gilman and Video Coordinator Carter Mumm.

➔ Assistants Lacey Goldwire and Nick Bradford and longtime Director of Operations Amber Shirey remain on staff.



In The Standings

	CONFERENCE				OVERALL					Streak	AP	Coaches
	W-L	Pct.	H	A	W-L	Pct.	H	A	N			
Texas	3-0	1.000	2-0	1-0	18-0	1.000	12-0	3-0	3-0	W18	6-0	5-0
Vanderbilt	3-0	1.000	2-0	1-0	16-0	1.000	10-0	3-0	3-0	W16	1-0	1-0
South Carolina	3-0	1.000	1-0	2-0	16-1	.941	9-0	5-0	2-1	W9	2-1	3-1
Tennessee	3-0	1.000	1-0	2-0	11-3	.786	6-0	5-1	0-2	W4	0-3	0-3
Alabama	2-1	.667	2-0	0-1	16-1	.941	14-0	0-1	2-0	W2	1-1	1-1
Ole Miss	2-1	.667	1-0	1-1	15-3	.833	9-0	3-1	3-2	W1	2-2	2-2
Kentucky	2-1	.667	1-0	1-1	15-2	.882	8-0	6-1	1-1	L1	2-1	2-2
Oklahoma	2-1	.667	1-1	1-0	14-2	.875	9-1	2-0	3-1	L1	1-2	2-2
LSU	1-2	.333	0-1	1-1	15-2	.882	7-1	5-1	3-0	W1	0-2	0-2
Georgia	1-2	.333	1-1	0-1	15-2	.882	9-1	2-1	4-0	L1	0-2	0-2
Mississippi State	1-2	.333	1-1	0-1	15-2	.882	11-1	1-2	2-0	L2	0-2	0-2
Texas A&M	1-2	.333	0-1	1-1	8-4	.667	4-2	2-1	2-1	W1	0-1	0-1
Florida	0-3	.000	0-2	0-1	12-6	.667	9-3	1-3	2-0	L3	0-2	0-2
Missouri	0-3	.000	0-1	0-2	12-6	.667	7-3	2-2	3-1	L3	0-3	0-3
Auburn	0-3	.000	0-1	0-2	11-6	.647	7-2	2-4	2-0	L3	0-2	0-2
Arkansas	0-3	.000	0-2	0-1	11-7	.611	8-4	1-3	2-0	L4	0-2	0-3

SEC FINISHES LAST 15 YEARS

2024-25.....	T13
2023-24.....	T9
2022-23.....	8th
2021-22.....	T8
2020-21.....	T5
2019-20.....	T3
2018-19.....	10th
2017-18.....	T12
2016-17.....	14th
2015-16.....	10th
2014-15.....	T9
2013-14.....	8th
2012-13.....	T11
2011-12.....	T8
2010-11.....	T4

Game-by-Game Starters

OPPONENT	1	2	3	4	5
Louisiana Tech	Archer	Jones	Deas	Robinson	Rodriguez
Arkansas-Pine Bluff	Archer	Jones	Deas	Robinson	Rodriguez
Central Arkansas	Archer	Jones	Deas	Robinson	Rodriguez
Southeastern La.	Archer	Jones	Deas	Robinson	Rodriguez
Texas Tech	Jones	Deas	Robinson	Chlarson	Rodriguez
Little Rock	Jones	Deas	Robinson	Chlarson	Rodriguez
Drake	Mayberry	Jones	Deas	Robinson	Chlarson
SIU	Mayberry	Jones	Deas	Robinson	Chlarson
Harvard	Mayberry	Jones	Deas	Robinson	Chlarson
SMU	Mayberry	Jones	Deas	Robinson	Chlarson
Jackson State	Mayberry	Ware	Deas	Robinson	Chlarson
Missouri State	Mayberry	Ware	Deas	Robinson	Chlarson
Kansas City	Mayberry	Ware	Deas	Robinson	Chlarson
SFA	Mayberry	Jones	Deas	Robinson	Chlarson
Arkansas State	Mayberry	Jones	Deas	Robinson	Chlarson
Vanderbilt	Mayberry	Jones	Deas	Robinson	Chlarson
Alabama	Mayberry	Jones	Deas	Robinson	Chlarson
South Carolina	Jones	Deas	Robinson	Lawrence	Chlarson

Record with each lineup

Archer, Jones, Deas, Robinson, Rodriguez: 4-0
 Jones, Deas, Robinson, Chlarson, Rodriguez: 1-1
 Mayberry, Jones, Deas, Robinson, Chlarson: 3-5
 Mayberry, Ware, Deas, Robinson, Chlarson: 3-0
 Jones, Deas, Robinson, Lawrence, Chlarson: 0-1



ARKANSAS

WOMEN'S BASKETBALL

<u>No.</u>	<u>Name</u>	<u>Pos.</u>	<u>Class</u>	<u>Ht.</u>	<u>Hometown (Previous School)</u>
1	Maria Anais Rodriguez	F	So.	6-1	Barcelona, Spain (Oklahoma State)
3	Harmonie Ware	G	Fr.	5-10	Cleveland, Tenn. (Bradley Central HS)
7	Cristina Sanchez	F	Jr.	6-1	Granada, Spain (Segle XXI)
10	Taleyah Jones	G	Sr.	5-10	Tulsa, Okla. (Broken Arrow HS/Oral Roberts)
11	Wyvette Mayberry	G	R-Sr.	5-7	Tulsa, Okla. (Booker T. Washington HS/Kansas)
15	Jada Bates	G	So.	6-3	Powder Springs, Ga. (McEachern HS)
21	Ashlynn Chlarson	C	Jr.	6-3	Pima, Ariz. (Pima HS/Eastern Arizona CC)
22	Bonnie Deas	G	Fr.	5-9	Melbourne, Australia (Centre of Excellence)
23	Emily Robinson	G	Jr.	5-10	Caddo, Okla. (Caddo HS/Oral Roberts)
24	Aisha Hassan	G	Fr.	5-7	Alexandria, Egypt (Convent of the Sacred Heart)
25	Danika Galea	C	So.	6-3	St. Paul's Bay, Malta
34	Jenna Lawrence	F	Jr.	6-3	Melbourne, Ark. (Farmington HS)
44	Maryn Archer	G	R-Jr.	5-9	Derby, Kansas (Derby HS)

COACHES AND SUPPORT STAFF

Head Coach: Kelsi Musick, 1st Season
 Assistant Coach: Lacey Goldwire, 8th Season
 Assistant Coach: Nick Bradford, 2nd Season
 Assistant Coach: Alex Furr, 1st Season
 Assistant Coach: Brad Johnson, 1st Season
 Director of Operations: Amber Shirey, 32nd Season
 Athletic Trainer: Simone Rush, 6th season
 Strength & Conditioning Coach: Tyler Beckman, 5th Season

PRONUNCIATION GUIDE (Scan QR code for audio)

#1 Maria **Anais** Rodriguez uh-NYE-is
 #10 **Taleyah** Jones tuh-LAY-uh
 #11 **Wyvette** Mayberry why-VET
 #21 Ashlynn **Chlarson** CLAR-son
 #22 Bonnie **Deas** dees
 #24 **Aisha** Hassan eye-EE-shuh hah-sawn
 #25 **Danika** Galea DAN-ih-cuh GALL-ya
 Kelsi **Musick** music (silent K)



Last Time...

OFFENSE

Scored 110+	110, vs. Providence (11-16-98)
Scored 100+ points at home	101 vs. UAPB (11/7/25)
Scored 100+ points on the road	108, at Ole Miss (2-16-20) 108, Baylor (3-6-91)
Scored 90-99 points	92 vs. Kansas City (12/17/25)
Scored 90+ points at home	92 vs. Kansas City (12/17/25)
Scored 90+ points on the road	93 at Little Rock (11-20-22)
Scored 80-89 points	89 vs. Central Arkansas (11/10/25)
Scored 80-89 points at home	89 vs. Central Arkansas (11/10/25)
Scored 80-89 points on the road	80 at Texas A&M (3/2/25)
Scored 35+ points in a quarter	36 vs. UT-Arlington (11/14/24)
Was held to 50-59	58 vs. #3 South Carolina (1/8/26)
Was held to 49-40	48 at #24 Alabama (1/4/26)
Was held to 39-20	34, at LSU, 2-7-19
Was held to 20 or less	N/A
Made 40+ field goals	40, vs. Central Arkansas (12-13-20)
Made 17+ three-point field goals	19, vs. Alabama (2-28-21)
Made 10+ three-point field goals	10 vs. Jackson State (12/7/25)
Did not make 3-pointer (since 1986)	0-10, at LSU, (2-7-19)
Made 30 free throws	30 (30-39), vs. No. 4 Baylor (12-6-20)
Made 25 free throws	28 (28-36) vs. Central Arkansas (11/10/25)
Shot 50-59 or better	54.4% (37-68) vs. Little Rock (11/20/25)
Shot 60 percent or better	62.5% (30-48), vs. Little Rock (11-20-22)
Held to less than 30 percent	28.9% (22-76) at SMU (12/4/25)
Held to less than 20 percent	18.2% (10-55), vs. No. 6 Tennessee (1-8-12; L, 38-69)
Had 20 or more assists in a game	21 vs. Louisiana Tech (11/4/25)

DEFENSE

Allowed 100 points	108 vs. Florida (2/3/25)
Allowed 80-99 points	93 vs. #3 South Carolina (1/8/26)
Held opponent to 40-49 points	46 vs. Jackson State (12/7/25)
Held opponent to 39-30	36, vs. Little Rock (11-14-23)
Held an SEC opponent under 50 points in 3 cons. games	47, vs. Auburn (1-29-15; W, 52-47), Alabama (2-1-15; W, 53-42), No. 24/21 Georgia (2-9-15; W, 54-48)
Held opponent to 29 points or less	23, vs. Binghamton, 11-30-13
Held an opponent under 15 points in a half	15 vs. Texas A&M (1/30/25)
Held an opponent to 2 points in a quarter	2 vs. Jackson State (12/7/25)
Held opponent under 15 field goals	14 vs. Little Rock (11-14-23)
Held opponent to less than 30 percent shooting	29.3 (17-58) at Missouri State (12/13/25)
Held opponent to less than 20 percent shooting	19.7 (13-66), vs. Northwestern State (12-15-19)
Held opponent under 15 percent from 3-point	11.1 (2-18) vs. Oklahoma State (11/29/24)
Opponent did not make a 3-pointer	0, at Kentucky (1-4-24)
Had 70+ rebounds	74, vs. Mississippi Valley State (11-24-89)
Had 60-69 rebounds	63 vs. SFA (12/20/25)
Had 50-59 rebounds	53 at Missouri State (12/13/25)
Had 25+ offensive rebounds	25 at SMU (12/4/25)
Had 10 or more blocked shots in a game	10 vs. Bowling Green (11/30/24)
Had 20 or more steals in a game	20, vs. ORU (11-13-13)
Had 15-19 steals in a game	17 vs. Kansas City (12/17/25)
Had 10-14 steals in a game	10 at Missouri State (12/13/25)
Forced 25+ turnovers in a game	26 vs. Kansas City (12/17/25)

OTHER

Won an overtime game	89-77 vs. Central Arkansas (11/10/25)
Lost an overtime game	76-73, vs. Ole Miss (1-29-23)
Won a double overtime game	73-72, vs. Florida (1-29-12)
Lost a double overtime game	N/A
Won a triple overtime game	91-80, Win in 3OT, 2-10-13, at Alabama
Won at the buzzer	60-59, vs. Illinois (Maryam Dauda, 12-20-23)
Played consecutive OT games	1-24-16 at Auburn (lost); 1-28-16 vs. Florida (lost)
Won a game after being down 15+ points	vs. Louisiana Tech (15 point deficit) (11/4/25)
Won an SEC game after being down 14+ points	at Texas A&M (3/2/25) (14-point deficit)
Won regular season tournament	Paradise Jam (St. Thomas, U.S. Virgin Islands, Nov. 24-26, 2022)

Defeated ranked team	71-58, at No. 15 Florida State (11/30/23)
Defeated a ranked team at home	90-76 vs. No. 12/11 LSU (1/27/22)
Defeated a ranked team on the road	71-58, at No. 15 Florida State (11/30/23)
All-time SEC win streak	8 games (1-15-12: Auburn through 2-15-12: at Auburn)
All-time SEC home win streak	5 games (1-15-12: Auburn -- 2-9-12: South Carolina)
.....	5 games (1-14-21: Florida -- 2-28-21: Alabama)

A RAZORBACK PLAYER ...

Scored 20-24 points	24, Taleyah Jones vs. #12 Vanderbilt (1/1/26)
Scored 25-29 points	26, Jenna Lawrence vs. UAPB (11/7/25)
Scored 30-34 points	32, Izzy Higginbottom vs. Missouri (2/27/25)
Scored 35-39 points	38, Izzy Higginbottom vs. Georgia (SEC Tournament) (3/5/25)
Scored 40+ points	40, Izzy Higginbottom vs. Florida (2/3/25)
Scored 40+ points in an SEC game	40, Izzy Higginbottom vs. Florida (2/3/25)
Scored 35+ points in an SEC game	36, Izzy Higginbottom at Auburn (1/9/25)
Scored 30+ points in three straight games	Izzy Higginbottom (UKY 32, A&M 34, FLA 40) (2025)
Scored 20+ points 10 times in a season	Izzy Higginbottom (23x 2024-25)
Taliah Scott (13x 2023-24), Chelsea Dungee (17x 2020-21), Chelsea Dungee (11x 2019-20) & Chelsea Dungee (20x 2018-19)	
Double figures in 15 consecutive games (season)	Jessica Jackson, 11/11/16, LSU 1-8-17
.....	Chelsea Dungee, 26 games, (2018-19 & 2019-20)
.....	Chelsea Dungee, 31 games, (2019-20 & 2020-21)
.....	Amber Ramirez, 16 games (2021-22)
.....	Izzy Higginbottom, 19 games (2024-25)
Five players in double figures in 1 game	vs. Arkansas State (12/29/25)
.....	Jones (18), Ware (15), Lawrence (12), Mayberry (11), Deas (12 rebs)
Five starters in double figures	vs. Kentucky (1-25-24)
.....	Daniels (22), Dauda (16), Johnson (14), Keats (14), Spencer (13)
Six players in double figures in 1 game	vs. UAPB (11/7/25)
.....	Lawrence (26), Ware (16), Robinson (15), Jones (13), Deas (12), Chlarson (10 reb)
Seven players scored in double figures in 1 game	vs. Northwestern State (11-9-18)
.....	(Tolfree 19, Gauden 16, Monk 12, Doumbia 11, Dungee 11, Thomas 11, Williams 10)
Made 10+ field goals in a game	15, Izzy Higginbottom vs. Georgia (SEC Tournament) (3/5/25)
Attempted 20+ field goals in a game	20, Bonnie Deas vs. Louisiana Tech (11/4/25)
Shot 100% from the field (min. 8 attempts)	9-9, Harmonie Ware vs. Jackson State (12/7/25)
Made 10+ free throws in a game	13, Izzy Higginbottom at Mississippi State (2/6/25)
Made 15+ free throws in a game	19, Izzy Higginbottom at Texas A&M (3/2/25) (school record)
Made 10+ free throws in a quarter	Izzy Higginbottom, 10 in the 1st quarter at Mississippi State (2/6/25)
Made 30+ free throws in a row	Izzy Higginbottom, 34 vs. A&M, FLA, MSST, UGA (2025)
Made 7 or more 3-pt FG in a game	8, Saylor Poffenbarger, at Missouri (1-28-24)
Attempted 10 or more 3-pt FG in a game	10, Carly Keats at Vanderbilt (1/23/25)
Had 10-14 rebounds	12, Bonnie Deas vs. Arkansas State (12/29/25)
Had 15-19 rebounds	16, Bonnie Deas vs. Kansas City (12/17/25)
Had 20+ rebounds	23, Saylor Poffenbarger, at No. 15 Florida State (11-30-23) (school record)
Had 10 offensive reb - Records go back to 05-06	11, Melissa Wolff vs. New Orleans (1-30-15)
Had 10+ defensive reb - Records go back to 05-06	10, Bonnie Deas vs. Arkansas State (12/29/25)
Had 10+ assists	11, Samara Spencer, vs. LA Tech (3-16-23)
Had 10+ assists in consecutive games	Jailyn Mason (11 vs. HBU, 12-28-16 and 10 at Ole
.....	Miss, 1-1-17) & Calli Berna (11 vs. No. 10/8 Kentucky, 2/7/13 and 11 at Alabama, 2/10/13)
Had 5+ blocks in a game	5, Jenna Lawrence vs. Bowling Green (11/30/24)
Had 10+ blocks in a game	10, Maryam Dauda, at Alabama (1-14-24) (school record)
Had 5+ steals in a game	5, Makayla Daniels, vs. Georgia (1-7-24)
Had a double-double	14 points and 16 rebounds, Bonnie Deas vs. Kansas City (12/17/25)
Had a double-double in two consecutive games	Bonnie Deas vs. UAPB (11/7/25) and UCA (11/10/25)
.....	12 pts & 11 rbd vs. UAPB / 18 pts & 12 rbd vs. UCA
Had two players record a double-double	vs. Louisiana Tech (11/4/25)
.....	Taleyah Jones (20 pts/12 reb) & Ashlynn Chlarson (11 pts/11 reb)
Had seven double-doubles in a season	Saylor Poffenbarger, 8, 2023-24
.....	(MSU @FSU, LA TECH, UAPB, UIC, UGA, BAMA, @UF)
Had 10+ double-doubles in a season	2006-07, Lauren Ervin (14)
Had a triple-double	14 pts, 13 rbd, 12 asts, C'eira Ricketts vs. Auburn (1-18-09)



HEAD COACH KELSI MUSICK



First Season

Career Record: 327-171 (17) | DI: 68-46 (4) | Arkansas Record: 11-7 (1)

PERSONAL:

BORN

January 28, 1980 - Canton, Oklahoma

EDUCATION

Canton High School, 1998

Cameron University, 2002 - B.S. Elementary Education

FAMILY

Husband - Josh Musick

Children - Maddox, Titus and Amaria

PLAYING CAREER

Cameron University - 1998-2002

The University of Arkansas hired Kelsi Musick on March 21, 2025, to be the 10th head coach of the Razorbacks' women's basketball program.

Musick picked up her first win as the Razorbacks' head coach on Nov. 4, 2025 against Louisiana Tech, 93-81.

Musick comes to Arkansas after a successful three-year stint at Oral Roberts, where she led the Golden Eagles to postseason appearances in each of the last two seasons while increasing the team's win total every year. ORU wrapped up their season last night in the first round of the WBIT to finish the year 24-9 and give the Golden Eagles consecutive 20-win seasons for the first time since 2009-12. She built the program each of her three seasons, winning 12 games in the first season, 21 wins in the second and 24 this past season - the most for the Golden Eagles in a single season since Debbie Yow won 26 games in 1982-83. Along the way, her teams were no strangers in taking down opponents from bigger conferences with a pair of wins against South-eastern Conference teams this past season to go with four total wins over teams from the American Athletic Conference over the last two years.

Known for her fast-paced, dribble-drive offense, Musick quickly turned around Oral Roberts.

Her Golden Eagles have finished in the Top 20 nationally in points per game each of her three seasons - scoring 78.1 points per game in her first season to finish 16th, 81.8 points per game last season to finish eighth and averaged 83.2 points per game during the regular season to rank eighth nationally entering postseason play. Musick has also attracted elite talent, coaching 2023-24 Summit League Freshman of the Year Emily Robinson and Newcomer of the Year Taleyah Jones and reigning two-time Sixth Woman of the Year Jalei Oglesby. Jones and Oglesby were both named to the All-Summit League First Team this season after the duo led the Golden Eagles in points per game with Jones scoring 18.1 and Oglesby 17.3, respectively.

"As I spoke to Kelsi and people associated with her, I was impressed by her work ethic, enthusiasm and her ability to maximize resources in building winning programs at each of her coaching stops," Director of Athletics and Vice Chancellor Hunter Yurachek said. "She has proven to be a great relationship builder and communicator throughout her career to the benefit of her teams and student-athletes on and off the court. Having grown up and coached in Oklahoma, she has a familiarity with our area that will help her quickly connect with our state and fan base.

"Kelsi is a rising star in the women's basketball coaching profession. I believe the University of Arkansas is the best place for her to develop her full potential as a coach while also leading our program to success. Throughout my conversations with Kelsi, it was apparent she wanted to be an Arkansas Razorback and welcomed the challenge of building our women's basketball program to compete against the best-of-the-best in the SEC. I want to thank Derita Dawkins, Taylor McGillis and Kat Devenport for their assistance during the search process."

Musick led ORU to a second-place finish in the Summit League this past season after a third-place finish in her second season in Tulsa. Her 2023-24 team made history with the program's first 20-win season since 2011-12 and made it to the postseason for the first time since 2011 by hosting Grambling in the first round of the WNIT.

"I am incredibly honored and grateful for the opportunity to lead the women's basketball program at the University of Arkansas," Musick said. "This is a place with a proud tradition, passionate fans and a commitment to excellence in every way. I'm excited to get to work building

something special. I want to thank Hunter Yurachek and his staff for their belief in me, and I can't wait to pour into our student-athletes, compete in the SEC and represent this university with pride."

Prior to Oral Roberts, she spent 13 seasons as the head coach at NCAA Division II Southwestern Oklahoma State. Musick amassed a 259-125 (.674) record at SWOSU earning Great American Conference Coach of the Year honors five times while leading the Lady Bulldogs to the national championship game in 2019 as part of seven NCAA Tournament appearances.

The Lady Bulldogs ranked in the Top 10 nationally in scoring offense in seven of her nine seasons, averaging more than 80 points per game in five of those years. In her final season, the team averaged 82.1 points per game to rank third in the nation. That same season, sophomore Makyra Tramble was named the Ron Lenz National Player of the Year and an All-American. Tramble went on to become a three-time All-American and three-time GAC Player of the Year. Musick's 2018-19 team won 35 consecutive games - setting the school record for wins in a single season - and advanced to the NCAA National Championship game.

Musick's career began at Fresno State with one season as the Director of Basketball Operations (2003-04) before becoming the head coach at Canton (Okla.) High School, her alma mater. After two seasons leading Canton, she returned to Fresno State as the Basketball Operations Coordinator (2006-08) before spending one season as an Assistant Coach. The Bulldogs won 20 games in consecutive seasons and captured the Western Athletic Conference regular-season and tournament titles before finishing 24-9 with a trip to the NCAA Tournament in 2009.

Musick played collegiately at Cameron University, where she set school records for career three-point shooting percentage and assists. As a senior, she helped lead the Aggies to a school record 25 wins and the program's first-ever appearance in the NCAA Tournament. She was inducted into the Cameron University Athletics Hall of Fame in February 2025.

Musick and her husband, Josh, have three children - sons, Maddox and Titus, and one daughter, Amaria.



Musick's Coaching Highlights

Highlights

- 17 seasons as a head coach (2009-present)
- 4 seasons in DI / 13 seasons in DII
- Overall record: 327-171
- DI record: 68-46 | DII record: 259-125
- 5 conference titles (all DII/GAC)
- 5 conference tournament titles (all DII/GAC)
- 5x conference coach of the year (All GAC)
- 9 postseason appearances (7 NCAA DII | 1 WNIT | 1 WBIT)
- 10 20-win seasons
- 38 all-conference selections

Southwestern Oklahoma State

- 13 seasons with a record of 259-125
- 5 Great American Conference regular season titles
- 5 Great American Conference Tournament titles (
- 5x GAC Coach of the Year (2012, 2013, 2018, 2019, 2022)
- 7 NCAA DII postseason appearances
- 2019 NCAA DII Tournament finals appearance
- 26 all-conference selections
- 8 20-win seasons

Oral Roberts

- 3 seasons with record of 57-39
- Top 16 in scoring nationally in each of her three seasons, including 8th in each of her last two seasons
- 2 postseason appearances: 1 WNIT, 1 WBIT
- 1x Summit League Tournament finalist
- 2x Summit League Tournament semifinalist
- 4 Summit League Player/Freshman/Newcomer of the Year selections
- 12 all-conference selections
- 2 20-win seasons

Arkansas

- First season with a record of 11-7
- Won her first game, against preseason CUSA favorite Louisiana Tech, 93-81, a 15-point comeback
- Scored at least 90 points in her first two games
- Won her first overtime game on Nov. 10 vs. Central Arkansas
- Coached 100th DI game when Arkansas played Southeastern Louisiana on Nov. 13
- Won both games at her first MTE at Arkansas

Coaching Records

Southwestern Oklahoma State University			
Year	Overall	GAC/Place	Postseason
2009-10	3-24 (.111)	3-11/7th (LSC)	-
2010-11	12-14 (.462)	4-10/6th (LSC)	-
2011-12	20-9 (.690)	12-4/2nd	-
2012-13	24-7 (.774)	16-4/2nd	D2 Regionals
2013-14	19-11 (.633)	13-7/T2	D2 Regionals
2014-15	12-15 (.444)	9-11/T6	-
2015-16	20-11 (.645)	14-8/T3	-
2016-17	20-10 (.667)	15-7/T3	-
2017-18	26-5 (.839)	20-2/1st	D2 Regionals
2018-19	35-2 (.946)	22-0/1st	D2 NC Game
2019-20	21-8 (.724)	16-6/3rd	D2 Regionals
2020-21	18-4 (.818)	16-2/2nd	D2 Regionals
2021-22	29-5 (.853)	20-2/1st	D2 Regionals
SWOSU	259-125 (.674)	173-53 (.765)	13 seasons

Oral Roberts University

Year	Overall	Summit/Place	Postseason
2022-23	12-19 (.387)	8-10/7th	-
2023-24	21-11 (.656)	11-5/3rd	WNIT 1st Rd
2024-25	24-9 (.727)	12-4/2nd	WBIT 1st Rd
ORU	57-39 (.594)	31-19 (.620)	3 seasons

University of Arkansas

Year	Overall	SEC/Place	Postseason
2025-26	11-7	0-3/-	-
Arkansas	11-7 (.611)	0-3 (.000)	1 season

DI	68-46 (.596)	31-22 (.585)	4 seasons
----	--------------	--------------	-----------

Overall	Conference
327-171 (.657)	204-75 (.731) 17 yrs

Record vs. All Opponents (as a DI coach)

OPPONENT	W-L	At Arkansas
Abilene Christian	1-0	0-0
Alabama	0-1	0-1
Arkansas	1-1	0-0
Arkansas-Pine Bluff	1-0	0-0
Arkansas State	0-1	0-1
Central Arkansas	1-0	0-0
Central Christian	1-0	0-0
Denver	5-1	0-0
Drake	1-0	1-0
Friends	1-0	0-0
Grambling State	0-1	0-0
Harvard	0-1	0-1
Haskell	1-0	0-0
Jackson State	1-0	1-0
Kansas City	7-1	1-0
Kansas State	1-0	0-0
Lindenwood	1-0	0-0
Little Rock	2-0	1-0
Louisiana Tech	1-0	1-0
MACU	1-0	0-0
Missouri	1-0	0-0
Missouri State	1-1	1-0
Montana State	1-0	0-0
North Dakota	6-1	0-0
North Dakota State	3-4	0-0
Northeastern State	1-0	0-0
Northern Arizona	0-1	0-0
Northern Colorado	1-0	0-0
Oklahoma	0-3	0-0
Oklahoma City	1-0	0-0
Oklahoma State	0-2	0-0
Oklahoma Wesleyan	1-0	0-0
Omaha	6-0	0-0
Sacramento State	1-0	0-0
SMU	0-2	0-1
South Carolina	0-1	0-1
South Dakota	6-2	0-0
South Dakota State	0-8	0-0
Southern Illinois	1-0	1-0
Southeastern Louisiana	1-0	0-0
Stephen F. Austin	1-0	1-0
St. Thomas	2-4	0-0
TCU	0-1	0-0
Tennessee	0-0	0-0
Texas	0-1	0-0
Texas Tech	0-2	0-1
Tulsa	2-1	0-0
UNLV	0-1	0-0
USAO	1-0	0-0
UTRGV	2-0	0-0
Vanderbilt	0-1	0-1
Western Illinois	1-1	0-0
Wichita State	2-1	0-0






SCORING OFFENSE

DURING MUSICK'S THREE SEASONS AT ORU

KELSI MUSICK



Last Meeting's Box Score



Official Basketball Box Score - Final
Tennessee at Arkansas
 01/12/25 Bud Walton Arena, Fayetteville
 2024-25 Women's Basketball

Game Time: 12:00 PM
 Game Duration: 2:00
 Attendance: 3,072

Officials: Tiffany Bird, Brian Garland, Brandon Enterline

Tennessee - 93

Record: 14-2 (2-2)

NO.	Name	Min	FG M-A	3P M-A	FT M-A	Rebounds OR DR TOT	Fouls PF FD	TP	AS	TO	ST	Blocks BS BA	+/-
11	Zee Spearman	F 13:11	7-9	3-3	1-2	4 4 8	2 1	18	1	1	0	0 0	11
0	Jewel Spear	G 23:46	1-7	1-5	3-3	2 0 2	1 1	6	6	2	0	0 0	24
2	Ruby Whitehorn	G 23:02	8-14	1-4	0-0	2 2 4	1 1	17	2	3	1	0 0	22
7	Samara Spencer	G 25:10	1-5	1-4	0-2	1 3 4	2 3	3	8	0	3	0 0	20
55	Talaysia Cooper	G 25:37	7-14	1-3	5-7	1 2 3	3 5	20	2	2	4	0 0	23
21	Tess Darby	12:42	2-7	2-6	0-0	1 1 2	1 0	6	0	0	1	0 1	9
33	Alyssa Latham	19:33	1-3	0-1	0-0	2 2 4	4 1	2	0	1	3	1 1	12
53	Jillian Hollingshead	13:50	2-4	1-2	1-1	1 2 3	1 1	6	0	0	0	1 0	7
1	Sara Puckett	18:13	4-7	2-3	1-2	3 6 9	3 1	11	0	1	1	1 0	10
4	Kaniya Boyd	12:05	1-3	0-1	0-0	2 0 2	6 0	2	1	1	1	0 1	12
15	Favor Ayodele	05:04	0-0	0-0	0-0	0 0 0	2 0	0	0	0	1	0 0	4
13	Avery Strickland	03:21	1-2	0-1	0-0	0 0 0	1 0	2	0	0	0	0 0	-2
10	Destinee Wells	02:13	0-1	0-0	0-0	0 0 0	0 0	0	0	0	0	0 0	-1
12	Edie Darby	02:13	0-1	0-1	0-0	0 0 0	0 0	0	0	1	0	0 0	-1
Team						2 0 2		0		1			
Totals			35-77	12-34	11-17	21 22 43	27 14	93	20	13	15	3 3	30

Shooting By Period		
1 st FG%	9-22	40.9%
3PT%	4-10	40.0%
FT%	0-0	0%
2 nd FG%	9-19	47.4%
3PT%	3-9	33.3%
FT%	4-5	80%
3 rd FG%	9-16	56.3%
3PT%	3-7	42.9%
FT%	5-9	55.6%
4 th FG%	8-20	40.0%
3PT%	2-8	25.0%
FT%	2-3	66.7%
GM FG%	35-77	45.5%
3PT%	12-34	35.3%
FT%	11-17	64.7%

Dead Ball Rebounds: 5, 0

Technical Fouls: Boyd 4th:34

Arkansas - 63

Record: 8-11 (1-3)

NO.	Name	Min	FG M-A	3P M-A	FT M-A	Rebounds OR DR TOT	Fouls PF FD	TP	AS	TO	ST	Blocks BS BA	+/-
34	Jenna Lawrence	F 18:52	1-5	0-3	0-0	0 0 0	1 0	2	0	0	0	1 0	-17
22	Vera Ojenuwa	C 26:33	1-2	0-1	2-6	1 5 6	1 5	4	1	2	1	1 0	-23
2	Kiki Smith	G 25:39	2-7	1-6	2-2	0 2 2	3 2	7	2	3	1	1 0	-23
3	Izzy Higginbottom	G 33:41	8-20	2-6	8-9	1 5 6	0 12	26	2	6	1	0 1	-23
23	Carly Keats	G 26:12	4-8	2-5	0-0	0 1 1	1 0	10	1	4	0	0 0	-29
1	Phoenix Stotjin	13:35	0-0	0-0	3-4	0 1 1	2 2	3	0	4	1	0 0	-3
10	Cristina Sánchez Cerqueira	16:25	1-3	0-0	2-2	1 1 2	1 1	4	0	1	1	0 1	-13
25	Danika Galea	13:27	2-2	0-0	0-0	1 1 2	2 1	4	0	0	0	0 0	-7
20	Karley Johnson	15:12	1-1	0-0	0-0	0 0 0	3 2	2	1	1	0	0 0	-14
15	Jada Bates	04:26	0-0	0-0	0-0	0 1 1	0 0	0	0	0	0	0 0	1
16	Pinja Paananen	04:43	0-1	0-0	0-0	0 0 0	0 0	0	0	0	0	0 1	0
44	Maryn Archer	01:16	0-0	0-0	1-2	0 0 0	0 1	1	0	0	0	0 0	1
Team						2 3 5		0		1			
Totals			20-49	5-21	18-25	6 20 26	14 26	63	7	22	5	3 3	-30

Shooting By Period		
1 st FG%	5-12	41.7%
3PT%	2-7	28.6%
FT%	4-7	57.1%
2 nd FG%	6-13	46.2%
3PT%	1-5	20.0%
FT%	4-4	100%
3 rd FG%	5-9	55.6%
3PT%	1-2	50.0%
FT%	3-4	75%
4 th FG%	4-15	26.7%
3PT%	1-7	14.3%
FT%	7-10	70%
GM FG%	20-49	40.8%
3PT%	5-21	23.8%
FT%	18-25	72.0%

Dead Ball Rebounds: 8, 2

Technical Fouls: NONE

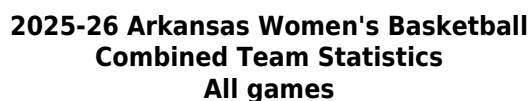
	TEN	ARK
Biggest lead	33 (4 th 1:54)	3 (1 st 7:53)
Best Scoring Run	9 (2 nd 1:52)	8 (2 nd 3:49)
Lead Changes	2	
Times Tied	2	
Time with Lead	36:21	02:17

Points from	TEN	ARK
Turnovers	28	2
Paint	40	22
Second Chance	21	8
Fast Breaks	22	10
Bench	29	14

Period by Period Scoring					
	1st	2nd	3rd	4th	TOT
TEN	22	25	26	20	93
ARK	16	17	14	16	63



Overall Stats

Page 1/1
as of Jan 10, 2026

Record	Overall	Home	Away	Neutral
ALL GAMES	11-7	8-4	1-3	2-0
CONFERENCE	0-3	0-2	0-1	0-0
NON-CONFERENCE	11-4	8-2	1-2	2-0

Team	1st	2nd	3rd	4th	OT	TOT
Arkansas	294	329	378	338	15	1354
Opponents	305	294	346	331	3	1279

No. Player					Total		3-Point		F-Throw		Rebounds															
		GP-GS	MIN	AVG	FG-FGA	FG%	3FG-3FGA	3FG%	FT-FTA	FT%	OFF	DEF	TOT	AVG	PF	DQ	A	TO	BLK	STL	PTS	AVG				
10	JONES, Taleyah	16-15	541:22	33.8	90-200	.450	28-72	.389	63-76	.829	32	39	71	4.4	19	0	37	40	9	21	271	16.9				
34	LAWRENCE, Jenna	18-1	349:51	19.4	66-141	.468	28-72	.389	37-42	.881	19	73	92	5.1	35	1	15	25	22	13	197	10.9				
22	DEAS, Bonnie	18-18	478:28	26.6	64-203	.315	14-51	.275	48-66	.727	59	115	174	9.7	54	4	46	50	4	26	190	10.6				
3	WARE, Harmonie	18-3	358:28	19.9	56-136	.412	13-47	.277	39-50	.780	13	31	44	2.4	31	0	29	41	2	10	164	9.1				
23	ROBINSON, Emily	18-18	512:40	28.5	49-113	.434	21-55	.382	22-33	.667	11	56	67	3.7	22	0	37	35	2	11	141	7.8				
11	MAYBERRY, Wyvette	14-11	330:24	23.6	31-96	.323	16-53	.302	19-22	.864	4	24	28	2.0	27	0	28	21	1	16	97	6.9				
1	ANAIS RODRIGUEZ, Maria	17-6	286:53	16.9	44-109	.404	4-17	.235	4-6	.667	26	37	63	3.7	28	0	16	19	6	21	96	5.6				
21	CHLARSON, Ashlynn	18-14	299:46	16.7	32-79	.405	3-7	.429	13-21	.619	35	60	95	5.3	47	3	5	20	20	9	80	4.4				
15	BATES, Jada	14-0	183:42	13.1	16-40	.400	5-19	.263	6-13	.462	5	20	25	1.8	8	0	6	12	7	3	43	3.1				
25	GALEA, Danika	7-0	56:08	8.0	8-11	.727	0-0	.000	1-4	.250	2	14	16	2.3	7	0	1	4	2	0	17	2.4				
7	SÁNCHEZ CERQUEIRA, Cristina	13-0	90:03	6.9	10-20	.500	2-2	1.000	5-12	.417	1	18	19	1.5	15	0	5	9	1	4	27	2.1				
44	ARCHER, Maryn	15-4	137:15	9.2	8-22	.364	4-13	.308	11-12	.917	3	9	12	0.8	13	0	10	17	0	9	31	2.1				
Team											47	49	96					8								
Total		18	3625		474-1170	.405	138-408	.338	268-357	.751	257	545	802	44.6	306	8	235	301	76	143	1354	75.2				
Opponents		18	3625		479-1225	.391	143-445	.321	178-272	.654	229	470	609	38.8	317	4	254	269	57	138	1279	71.1				

	AR	OPP
Scoring	1354	1279
Points per game	75.2	71.1
Scoring margin	+4.2	-
Field goals-att	474-1170	479-1225
Field goal pct	.405	.391
3 point fg-att	138-408	143-445
3-point FG pct	.338	.321
3-pt FG made per game	7.7	7.9
Free throws-att	268-357	178-272
Free throw pct	.751	.654
F-Throws made per game	14.9	9.9
Rebounds	802	699
Rebounds per game	44.6	38.8
Rebounding margin	+5.7	
Assists	235	254
Assists per game	13.1	14.1
Turnovers	301	269
Turnovers per game	16.7	14.9
Turnover margin	-1.8	-
Assist/turnover ratio	0.8	0.9
Steals	143	138
Steals per game	7.9	7.7
Blocks	76	57
Blocks per game	4.2	3.2
Winning streak	0	-
Home win streak	0	-
Attendance	39492	11494
Home games-Avg/Game	12-3291	4-2874
Neutral site-Avg/Game	-	2-237

Team Results		Season Results		
Date	Opponent		Score	Att.
11/04/2025	Louisiana Tech	W	93-81	2111
11/07/2025	Ark.-Pine Bluff	W	101-49	13032
11/10/2025	Central Ark.	Wot	89-77	1981
11/13/2025	Southeastern La.	W	68-60	1977
11/16/2025	at Texas Tech	L	68-80	4559
11/20/2025	Little Rock	W	96-57	2113
11/25/2025	vs Drake	W	79-72	251
11/26/2025	vs Southern Ill.	W	73-63	222
11/30/2025	Harvard	L	51-69	2310
12/04/2025	at SMU	L	63-78	1378
12/07/2025	Jackson St.	W	77-46	2249
12/13/2025	at Missouri St.	W	73-58	2862
12/17/2025	Kansas City	W	92-77	2036
12/20/2025	SFA	W	82-73	2253
12/28/2025	Arkansas St.	L	72-81	2834
01/01/2026	Vanderbilt	L	71-88	3633
01/04/2026	at Alabama	L	48-77	2695
01/08/2026	South Carolina	L	58-93	2963



2025-26 Arkansas Women's Basketball Combined Team Statistics In Conference games

Page 1/1
as of Jan 10, 2026

Game Records

Record	Overall	Home	Away	Neutral
ALL GAMES	0-3	0-2	0-1	0-0
CONFERENCE	0-3	0-2	0-1	0-0
NON-CONFERENCE	0-0	0-0	0-0	0-0

Score by Periods

Team	1st	2nd	3rd	4th	OT	TOT
Arkansas	43	42	46	46	0	177
Opponents	76	62	73	47	0	258

Team Box Score

No.	Player				Total		3-Point		F-Throw		Rebounds													
		GP-GS	MIN	AVG	FG-FGA	FG%	3FG-3FGA	3FG%	FT-FTA	FT%	OFF	DEF	TOT	AVG	PF	DQ	A	TO	BLK	STL	PTS	AVG		
10	JONES, Taleyah	3-3	90:28	30.2	15-29	.517	6-14	.429	10-12	.833	2	4	6	2.0	2	0	6	4	1	3	46	15.3		
15	BATES, Jada	3-0	43:15	14.4	9-16	.563	2-5	.400	3-7	.429	1	6	7	2.3	0	0	2	4	2	1	23	7.7		
22	DEAS, Bonnie	3-3	57:11	19.1	6-20	.300	2-5	.400	5-6	.833	2	14	16	5.3	6	0	3	6	0	3	19	6.3		
3	WARE, Harmonie	3-0	65:30	21.8	7-23	.304	0-4	.000	4-6	.667	4	8	12	4.0	6	0	4	7	1	2	18	6.0		
34	LAWRENCE, Jenna	3-1	56:20	18.8	5-18	.278	1-8	.125	5-5	1.000	4	12	16	5.3	7	0	1	4	3	2	16	5.3		
1	ANAIS RODRIGUEZ, Maria	3-0	48:43	16.2	7-16	.438	2-6	.333	0-0	.000	1	5	6	2.0	4	0	0	5	0	3	16	5.3		
11	MAYBERRY, Wyvette	3-2	64:42	21.6	5-22	.227	3-11	.273	1-2	.500	0	4	4	1.3	6	0	3	6	0	1	14	4.7		
23	ROBINSON, Emily	3-3	67:50	22.6	4-9	.444	3-5	.600	1-2	.500	0	4	4	1.3	5	0	5	8	0	3	12	4.0		
21	CHLARSON, Ashlynn	3-3	46:51	15.6	2-6	.333	1-1	1.000	0-0	.000	2	3	5	1.7	9	0	1	4	3	1	5	1.7		
44	ARCHER, Maryn	3-0	22:07	7.4	1-4	.250	0-2	.000	2-2	1.000	0	2	2	0.7	2	0	0	2	0	1	4	1.3		
25	GALEA, Danika	3-0	24:39	8.2	2-5	.400	0-0	.000	0-2	.000	1	4	5	1.7	2	0	0	3	1	0	4	1.3		
7	SÁNCHEZ CERQUEIRA, Cristina	3-0	12:24	4.1	0-2	.000	0-0	.000	0-0	.000	0	0	0	0.0	3	0	0	2	0	0	0	0.0		
Team											11	8	19					4						
Total		3	600		63-170	.371	20-61	.328	31-44	.705	28	74	102	34.0	52	0	25	59	11	20	177	59.0		
Opponents		3	600		96-210	.457	32-79	.405	34-53	.642	44	84	128	42.7	43	1	54	35	14	31	258	86.0		

Team Statistics

	AR	OPP
Scoring	177	258
Points per game	59.0	86.0
Scoring margin	-27.0	-
Field goals-att	63-170	96-210
Field goal pct	.371	.457
3 point fg-att	20-61	32-79
3-point FG pct	.328	.405
3-pt FG made per game	6.7	10.7
Free throws-att	31-44	34-53
Free throw pct	.705	.642
F-Throws made per game	10.3	11.3
Rebounds	102	128
Rebounds per game	34.0	42.7
Rebounding margin	-8.7	-
Assists	25	54
Assists per game	8.3	18.0
Turnovers	59	35
Turnovers per game	19.7	11.7
Turnover margin	-8.0	-
Assist/turnover ratio	0.4	1.5
Steals	20	31
Steals per game	6.7	10.3
Blocks	11	14
Blocks per game	3.7	4.7
Winning streak	0	-
Home win streak	0	-
Attendance	6596	2695
Home games-Avg/Game	2-3298	1-2695
Neutral site-Avg/Game	-	0-0

Team Results

Date	Opponent		Score	Att.
01/01/2026	Vanderbilt	L	71-88	3633
01/04/2026	at Alabama	L	48-77	2695
01/08/2026	South Carolina	L	58-93	2963



Results and Leaders



2025-26 Arkansas Women's Basketball Season Schedule/Results & Leaders All games

Page 1/1
as of Jan 10, 2026

Game Records

Record	Overall	Home	Away	Neutral
ALL GAMES	11-7	8-4	1-3	2-0
CONFERENCE	0-3	0-2	0-1	0-0
NON-CONFERENCE	11-4	8-2	1-2	2-0

Team Results

Date	Opponent		Score	Att.	High Points	High Rebounds
11/04/2025	Louisiana Tech	W	93-81	2111	(25) DEAS, Bonnie	(12) JONES, Taleyah
11/07/2025	Ark.-Pine Bluff	W	101-49	13032	(26) LAWRENCE, Jenna	(11) DEAS, Bonnie
11/10/2025	Central Ark.	Wot	89-77	1981	(18) DEAS, Bonnie	(12) DEAS, Bonnie
11/13/2025	Southeastern La.	W	68-60	1977	(21) JONES, Taleyah	(9) ANAIS RODRIGUEZ, Maria
11/16/2025	at Texas Tech	L	68-80	4559	(20) JONES, Taleyah	(9) DEAS, Bonnie
11/20/2025	Little Rock	W	96-57	2113	(19) JONES, Taleyah	(15) DEAS, Bonnie
11/25/2025	vs Drake	W	79-72	251	(15) JONES, Taleyah	(13) DEAS, Bonnie
11/26/2025	vs Southern Ill.	W	73-63	222	(23) JONES, Taleyah	(8) DEAS, Bonnie
11/30/2025	Harvard	L	51-69	2310	(19) JONES, Taleyah	(5) BATES, Jada
						(5) DEAS, Bonnie
12/04/2025	at SMU	L	63-78	1378	(14) WARE, Harmonie	(14) DEAS, Bonnie
12/07/2025	Jackson St.	W	77-46	2249	(24) WARE, Harmonie	(11) DEAS, Bonnie
12/13/2025	at Missouri St.	W	73-58	2862	(17) LAWRENCE, Jenna	(8) LAWRENCE, Jenna
						(8) DEAS, Bonnie
12/17/2025	Kansas City	W	92-77	2036	(24) JONES, Taleyah	(16) DEAS, Bonnie
12/20/2025	SFA	W	82-73	2253	(24) LAWRENCE, Jenna	(13) DEAS, Bonnie
12/28/2025	Arkansas St.	L	72-81	2834	(18) JONES, Taleyah	(12) DEAS, Bonnie
01/01/2026	Vanderbilt	L	71-88	3633	(24) JONES, Taleyah	(8) LAWRENCE, Jenna
01/04/2026	at Alabama	L	48-77	2695	(9) JONES, Taleyah	(8) DEAS, Bonnie
					(9) DEAS, Bonnie	
01/08/2026	South Carolina	L	58-93	2963	(16) BATES, Jada	(6) LAWRENCE, Jenna

Attendance Summary

	Games	Attend	Avg/Game
Home	12	39492	3291
Away	4	11494	2874
Neutral	2	473	237
Total	18	51459	2859



Specialty Stats

ARKANSAS/OPPONENT

Opponent	Result	Pts Off TO	Pts in Paint	2nd Chance	Fast Break	Bench	Ties	Lead Chng	Ark Largest Lead	Best Ark Run	Opp Largest Lead	Opp Best Run	Ark Led	Opp Led
Louisiana Tech	W, 93-81	26/10	40/34	8/9	16/9	28/17	1	5	5 2:07	4th	11-0	15 1st	4:46	9-0 19:50 19:18
Arkansas-Pine Bluff	W, 101-49	22/5	28/20	16/8	30/9	53/8	0	0	52 2:21	4th	18-0	0 1st	10:00	5-0 39:21 0:00
Central Arkansas	W, 89-77 OT	16/17	30/36	12/14	20/0	37/17	4	9	12 0:00	OT	10-0	10 2nd	6:53	16-0 10:04 31:28
Southeastern La.	W, 68-60	6/14	30/16	14/15	15/2	21/21	2	2	16 7:28	4th	10-0	5 2nd	4:44	9-0 31:13 4:01
Texas Tech	L, 80-68	16/21	30/40	11/9	7/3	22/26	1	0	0 10:00	1st	7-0	21 2nd	1:48	8-0 0:00 38:10
Little Rock	W, 96-57	21/14	50/26	20/11	19/7	49/13	1	1	45 2:10	4th	20-0	2 1st	8:18	5-0 37:16 0:18
Drake	W, 79-72	26/18	36/40	16/4	24/10	29/39	0	0	18 7:25	3rd	9-0	0 1st	10:00	9-0 39:16 0:00
Southern Illinois	W, 73-63	16/8	16/24	8/2	2/5	18/31	1	1	17 4:56	4th	13-0	12 2nd	9:16	8-0 19:25 17:39
Harvard	L, 69-51	12/17	22/20	6/13	10/6	18/29	3	1	1 9:47	1st	9-0	24 3rd	8:26	10-0 0:30 35:23
SMU	L, 78-63	10/20	24/50	10/8	12/13	32/38	2	6	4 7:06	1st	9-0	15 4th	5:51	7-0 6:31 32:15
Jackson State	W, 77-46	14/6	32/16	8/5	16/0	17/16	0	0	32 2:39	4th	11-0	0 1st	10:00	5-0 39:27 0:00
Missouri State	W, 73-58	15/11	36/16	13/2	11/7	31/22	0	0	22 8:31	4th	8-0	0 1st	10:00	10-0 38:55 0:00
Kansas City	W, 92-77	27/31	44/44	19/13	18/13	51/25	2	0	21 2:46	4th	16-0	0 1st	10:00	9-0 39:13 0:00
SFA	W, 82-73	13/21	44/38	21/14	8/22	45/16	0	1	20 9:15	3rd	17-0	9 1st	4:19	11-0 30:25 7:50
Arkansas State	L, 81-72	12/33	28/42	12/14	18/22	27/18	2	6	2 5:47	1st	10-0	19 4th	5:00	10-0 4:36 34:37
Vanderbilt	L, 88-71	14/32	30/40	6/11	18/16	27/16	4	4	6 5:40	1st	10-0	26 3rd	2:34	12-0 2:58 34:52
Alabama	L, 77-48	8/12	20/30	7/12	12/8	20/19	0	0	0 10:00	1st	5-0	32 3rd	0:35	15-0 0:00 39:11
South Carolina	L, 93-58	8/30	20/48	5/7	12/15	34/14	0	1	3 9:00	1st	8-0	37 4th	0:47	9-0 1:38 37:32



Arkansas High/Low

Arkansas - Game Highs

POINTS	101	Ark.-Pine Bluff (11/07/2025)
	96	Little Rock (11/20/2025)
	93	Louisiana Tech (11/04/2025)
	92	Kansas City (12/17/2025)
	89	Central Ark. (11/10/2025)
FIELD GOALS MADE	37	Little Rock (11/20/2025)
	35	Kansas City (12/17/2025)
FIELD GOAL ATTEMPTS	81	SFA (12/20/2025)
	77	Kansas City (12/17/2025)
FIELD GOAL PERCENTAGE	.544 (37-68)	Little Rock (11/20/2025)
	.492 (29-59)	Jackson St. (12/07/2025)
3 PT FG MADE	15	Ark.-Pine Bluff (11/07/2025)
	12	vs Southern Ill. (N) (11/26/2025)
3 PT FG ATTEMPTS	37	vs Southern Ill. (N) (11/26/2025)
	33	Ark.-Pine Bluff (11/07/2025)
3 PT FG PERCENTAGE	.474 (9-19)	Little Rock (11/20/2025)
	.455 (15-33)	Ark.-Pine Bluff (11/07/2025)
FREE THROWS MADE	28	Central Ark. (11/10/2025)
	20	SFA (12/20/2025)
	20	Ark.-Pine Bluff (11/07/2025)
FREE THROW ATTEMPTS	36	Central Ark. (11/10/2025)
	25	SFA (12/20/2025)
	25	Ark.-Pine Bluff (11/07/2025)
FREE THROW PERCENTAGE	.929 (13-14)	Kansas City (12/17/2025)
	.846 (11-13)	at Texas Tech (11/16/2025)
REBOUNDS	63	SFA (12/20/2025)
	58	Little Rock (11/20/2025)
ASSISTS	21	Jackson St. (12/07/2025)
	21	Louisiana Tech (11/04/2025)
STEALS	17	Kansas City (12/17/2025)
	13	vs Drake (N) (11/25/2025)
	13	Ark.-Pine Bluff (11/07/2025)
BLOCKED SHOTS	8	Ark.-Pine Bluff (11/07/2025)
	8	Louisiana Tech (11/04/2025)
TURNOVERS	29	Arkansas St. (12/28/2025)
	23	South Carolina (01/08/2026)
FOULS	26	at Missouri St. (12/13/2025)
	24	South Carolina (01/08/2026)

Arkansas - Game Lows

POINTS	48	at Alabama (01/04/2026)
	51	Harvard (11/30/2025)
	58	South Carolina (01/08/2026)
	63	at SMU (12/04/2025)
	68	at Texas Tech (11/16/2025)
	68	Southeastern La. (11/13/2025)
FIELD GOALS MADE	17	Harvard (11/30/2025)
	18	at Alabama (01/04/2026)
FIELD GOAL ATTEMPTS	45	Harvard (11/30/2025)
	52	Vanderbilt (01/01/2026)
FIELD GOAL PERCENTAGE	.289 (22-76)	at SMU (12/04/2025)
	.316 (18-57)	at Alabama (01/04/2026)
3 PT FG MADE	3	at Missouri St. (12/13/2025)
	4	SFA (12/20/2025)
3 PT FG ATTEMPTS	17	Southeastern La. (11/13/2025)
	19	South Carolina (01/08/2026)
	19	Vanderbilt (01/01/2026)
	19	Harvard (11/30/2025)
	19	vs Drake (N) (11/25/2025)
	19	Little Rock (11/20/2025)
3 PT FG PERCENTAGE	.136 (3-22)	at Missouri St. (12/13/2025)
	.182 (4-22)	SFA (12/20/2025)
FREE THROWS MADE	7	at Alabama (01/04/2026)
	9	Jackson St. (12/07/2025)
FREE THROW ATTEMPTS	13	South Carolina (01/08/2026)
	13	at Texas Tech (11/16/2025)
FREE THROW PERCENTAGE	.500 (7-14)	at Alabama (01/04/2026)
	.600 (12-20)	Harvard (11/30/2025)
	.600 (9-15)	Jackson St. (12/07/2025)
REBOUNDS	27	Harvard (11/30/2025)
	31	Vanderbilt (01/01/2026)
ASSISTS	5	Vanderbilt (01/01/2026)
	7	Harvard (11/30/2025)
STEALS	3	at SMU (12/04/2025)
	4	vs Southern Ill. (N) (11/26/2025)
	4	at Texas Tech (11/16/2025)
BLOCKED SHOTS	1	vs Drake (N) (11/25/2025)
	3	South Carolina (01/08/2026)
	3	Vanderbilt (01/01/2026)
	3	Jackson St. (12/07/2025)
	3	at SMU (12/04/2025)
	3	Little Rock (11/20/2025)
	3	at Texas Tech (11/16/2025)



Opponent High/Low

Opponent - Game Highs

POINTS	93		South Carolina (01/08/2026)
	88		Vanderbilt (01/01/2026)
	81		Arkansas St. (12/28/2025)
	81		Louisiana Tech (11/04/2025)
	80		at Texas Tech (11/16/2025)
FIELD GOALS MADE	34		South Carolina (01/08/2026)
	33		Vanderbilt (01/01/2026)
	33		at SMU (12/04/2025)
FIELD GOAL ATTEMPTS	83		Arkansas St. (12/28/2025)
	77		SFA (12/20/2025)
	77		Central Ark. (11/10/2025)
FIELD GOAL PERCENTAGE	.515	(34-66)	South Carolina (01/08/2026)
	.500	(32-64)	Kansas City (12/17/2025)
3 PT FG MADE	13		at Alabama (01/04/2026)
	12		Vanderbilt (01/01/2026)
	12		Harvard (11/30/2025)
	12		Harvard (11/30/2025)
3 PT FG ATTEMPTS	46		Arkansas St. (12/28/2025)
	34		Vanderbilt (01/01/2026)
3 PT FG PERCENTAGE	.538	(7-13)	South Carolina (01/08/2026)
	.500	(8-16)	Kansas City (12/17/2025)
FREE THROWS MADE	18		South Carolina (01/08/2026)
	18		at Missouri St. (12/13/2025)
FREE THROW ATTEMPTS	29		South Carolina (01/08/2026)
	26		at Missouri St. (12/13/2025)
	26		at Missouri St. (12/13/2025)
FREE THROW PERCENTAGE	.750	(15-20)	Southeastern La. (11/13/2025)
	.750	(12-16)	Louisiana Tech (11/04/2025)
	.750	(6-8)	at Alabama (01/04/2026)
	.750	(6-8)	Arkansas St. (12/28/2025)
REBOUNDS	48		at Alabama (01/04/2026)
	47		Central Ark. (11/10/2025)
ASSISTS	24		vs Drake (N) (11/25/2025)
	19		Vanderbilt (01/01/2026)
	19		Arkansas St. (12/28/2025)
	19		at SMU (12/04/2025)
STEALS	17		Arkansas St. (12/28/2025)
	11		South Carolina (01/08/2026)
	11		Vanderbilt (01/01/2026)
	11		Kansas City (12/17/2025)
	11		Harvard (11/30/2025)
BLOCKED SHOTS	9		South Carolina (01/08/2026)
	8		at SMU (12/04/2025)
TURNOVERS	26		Kansas City (12/17/2025)
	22		vs Drake (N) (11/25/2025)
FOULS	27		Central Ark. (11/10/2025)
	21		Arkansas St. (12/28/2025)
	21		Arkansas St. (12/28/2025)

Opponent - Game Lows

POINTS	46		Jackson St. (12/07/2025)
	49		Ark.-Pine Bluff (11/07/2025)
	57		Little Rock (11/20/2025)
	58		at Missouri St. (12/13/2025)
	60		Southeastern La. (11/13/2025)
FIELD GOALS MADE	17		at Missouri St. (12/13/2025)
	17		Jackson St. (12/07/2025)
FIELD GOAL ATTEMPTS	57		vs Southern Ill. (N) (11/26/2025)
	57		vs Drake (N) (11/25/2025)
FIELD GOAL PERCENTAGE	.230	(17-74)	Jackson St. (12/07/2025)
	.288	(19-66)	Ark.-Pine Bluff (11/07/2025)
3 PT FG MADE	4		Ark.-Pine Bluff (11/07/2025)
	5		at SMU (12/04/2025)
3 PT FG ATTEMPTS	13		South Carolina (01/08/2026)
	13		Ark.-Pine Bluff (11/07/2025)
3 PT FG PERCENTAGE	.226	(7-31)	SFA (12/20/2025)
	.238	(5-21)	at SMU (12/04/2025)
FREE THROWS MADE	3		Little Rock (11/20/2025)
	5		Kansas City (12/17/2025)
	5		Jackson St. (12/07/2025)
FREE THROW ATTEMPTS	7		Jackson St. (12/07/2025)
	8		at Alabama (01/04/2026)
	8		Arkansas St. (12/28/2025)
	8		Little Rock (11/20/2025)
FREE THROW PERCENTAGE	.375	(3-8)	Little Rock (11/20/2025)
	.500	(5-10)	Kansas City (12/17/2025)
REBOUNDS	27		Little Rock (11/20/2025)
	32		vs Southern Ill. (N) (11/26/2025)
ASSISTS	7		Jackson St. (12/07/2025)
	7		Ark.-Pine Bluff (11/07/2025)
STEALS	3		Central Ark. (11/10/2025)
	4		Southeastern La. (11/13/2025)
	4		Ark.-Pine Bluff (11/07/2025)
BLOCKED SHOTS	0		Jackson St. (12/07/2025)
	0		Ark.-Pine Bluff (11/07/2025)
TURNOVERS	10		Southeastern La. (11/13/2025)
	10		Central Ark. (11/10/2025)
FOULS	11		at Alabama (01/04/2026)
	15		at Missouri St. (12/13/2025)
	15		Harvard (11/30/2025)



Category Leaders

Points

##	Player	G	Pts	Pts/G
10	Jones, Taleyah	16	271	16.9
34	Lawrence, Jenna	18	197	10.9
22	Deas, Bonnie	18	190	10.6
3	Ware, Harmonie	18	164	9.1
23	Robinson, Emily	18	141	7.8
11	Mayberry, Wyvette	14	97	6.9
1	Anais Rodriguez, Maria	17	96	5.6
21	Chlarson, Ashlynn	18	80	4.4
15	Bates, Jada	14	43	3.1
44	Archer, Maryn	15	31	2.1
7	Sánchez Cerqueira, Cristina	13	27	2.1
25	Galea, Danika	7	17	2.4

Scoring Average

##	Player	G	Pts	Pts/G
10	Jones, Taleyah	16	271	16.9
34	Lawrence, Jenna	18	197	10.9
22	Deas, Bonnie	18	190	10.6
3	Ware, Harmonie	18	164	9.1
23	Robinson, Emily	18	141	7.8
11	Mayberry, Wyvette	14	97	6.9
1	Anais Rodriguez, Maria	17	96	5.6
21	Chlarson, Ashlynn	18	80	4.4
15	Bates, Jada	14	43	3.1
25	Galea, Danika	7	17	2.4
7	Sánchez Cerqueira, Cristina	13	27	2.1
44	Archer, Maryn	15	31	2.1

Field Goal Percentage

##	Player	FG	Att	Pct
25	Galea, Danika	8	11	.727
7	Sánchez Cerqueira, Cristina	10	20	.500
34	Lawrence, Jenna	66	141	.468
10	Jones, Taleyah	90	200	.450
23	Robinson, Emily	49	113	.434
3	Ware, Harmonie	56	136	.412
21	Chlarson, Ashlynn	32	79	.405
1	Anais Rodriguez, Maria	44	109	.404
15	Bates, Jada	16	40	.400
44	Archer, Maryn	8	22	.364
11	Mayberry, Wyvette	31	96	.323
22	Deas, Bonnie	64	203	.315

Field Goal Attempts

##	Player	G	Att	Att/G
22	Deas, Bonnie	18	203	11.3
10	Jones, Taleyah	16	200	12.5
34	Lawrence, Jenna	18	141	7.8
3	Ware, Harmonie	18	136	7.6
23	Robinson, Emily	18	113	6.3

Field Goals Made

##	Player	G	Made	Made/G
10	Jones, Taleyah	16	90	5.6
34	Lawrence, Jenna	18	66	3.7
22	Deas, Bonnie	18	64	3.6
3	Ware, Harmonie	18	56	3.1
23	Robinson, Emily	18	49	2.7

3-Point FG Percentage

##	Player	3FG	Att	Pct
7	Sánchez Cerqueira, Cristina	2	2	1.000
21	Chlarson, Ashlynn	3	7	.429
10	Jones, Taleyah	28	72	.389
34	Lawrence, Jenna	28	72	.389
23	Robinson, Emily	21	55	.382
44	Archer, Maryn	4	13	.308
11	Mayberry, Wyvette	16	53	.302
3	Ware, Harmonie	13	47	.277
22	Deas, Bonnie	14	51	.275
15	Bates, Jada	5	19	.263
1	Anais Rodriguez, Maria	4	17	.235

3-Point FG Attempts

##	Player	G	Att	Att/G
10	Jones, Taleyah	16	72	4.5
34	Lawrence, Jenna	18	72	4.0
23	Robinson, Emily	18	55	3.1
11	Mayberry, Wyvette	14	53	3.8
22	Deas, Bonnie	18	51	2.8

3-Point FG Made

##	Player	G	Made	Made/G
10	Jones, Taleyah	16	28	1.8
34	Lawrence, Jenna	18	28	1.6
23	Robinson, Emily	18	21	1.2
11	Mayberry, Wyvette	14	16	1.1
22	Deas, Bonnie	18	14	0.8



Category Leaders

Free Throw Percentage

##	Player	Made	Att	Pct
44	Archer, Maryn	11	12	.917
34	Lawrence, Jenna	37	42	.881
11	Mayberry, Wyvette	19	22	.864
10	Jones, Taleyah	63	76	.829
3	Ware, Harmonie	39	50	.780
22	Deas, Bonnie	48	66	.727
23	Robinson, Emily	22	33	.667
1	Anais Rodriguez, Maria	4	6	.667
21	Chlarson, Ashlynn	13	21	.619
15	Bates, Jada	6	13	.462
7	Sánchez Cerqueira, Cristina	5	12	.417
25	Galea, Danika	1	4	.250

Free Throw Attempts

##	Player	G	Att	Att/G
10	Jones, Taleyah	16	76	4.8
22	Deas, Bonnie	18	66	3.7
3	Ware, Harmonie	18	50	2.8
34	Lawrence, Jenna	18	42	2.3
23	Robinson, Emily	18	33	1.8

Free Throws Made

##	Player	G	Made	Made/G
10	Jones, Taleyah	16	63	3.9
22	Deas, Bonnie	18	48	2.7
3	Ware, Harmonie	18	39	2.2
34	Lawrence, Jenna	18	37	2.1
23	Robinson, Emily	18	22	1.2

Rebounds

##	Player	G	Reb	Reb/G
22	Deas, Bonnie	18	174	9.7
21	Chlarson, Ashlynn	18	95	5.3
34	Lawrence, Jenna	18	92	5.1
10	Jones, Taleyah	16	71	4.4
23	Robinson, Emily	18	67	3.7

Assists

##	Player	G	Ast	Ast/G
22	Deas, Bonnie	18	46	2.6
10	Jones, Taleyah	16	37	2.3
23	Robinson, Emily	18	37	2.1
3	Ware, Harmonie	18	29	1.6
11	Mayberry, Wyvette	14	28	2.0

Rebounds Average

##	Player	G	Reb	Reb/G
22	Deas, Bonnie	18	174	9.7
21	Chlarson, Ashlynn	18	95	5.3
34	Lawrence, Jenna	18	92	5.1
10	Jones, Taleyah	16	71	4.4
23	Robinson, Emily	18	67	3.7

Steals

##	Player	G	Stl	Stl/G
22	Deas, Bonnie	18	26	1.4
10	Jones, Taleyah	16	21	1.3
1	Anais Rodriguez, Maria	17	21	1.2
11	Mayberry, Wyvette	14	16	1.1
34	Lawrence, Jenna	18	13	0.7

Offensive Rebounds

##	Player	G	OReb	OReb/G
22	Deas, Bonnie	18	59	3.3
21	Chlarson, Ashlynn	18	35	1.9
10	Jones, Taleyah	16	32	2.0
1	Anais Rodriguez, Maria	17	26	1.5
34	Lawrence, Jenna	18	19	1.1

Blocked Shots

##	Player	G	Blk	Blk/G
34	Lawrence, Jenna	18	22	1.2
21	Chlarson, Ashlynn	18	20	1.1
10	Jones, Taleyah	16	9	0.6
15	Bates, Jada	14	7	0.5
1	Anais Rodriguez, Maria	17	6	0.4

Defensive Rebounds

##	Player	G	DReb	DReb/G
22	Deas, Bonnie	18	115	6.4
34	Lawrence, Jenna	18	73	4.1
21	Chlarson, Ashlynn	18	60	3.3
23	Robinson, Emily	18	56	3.1
10	Jones, Taleyah	16	39	2.4

Minutes

##	Player	G	Min	Min/G
10	Jones, Taleyah	16	541	33:50
23	Robinson, Emily	18	513	28:29
22	Deas, Bonnie	18	478	26:35
3	Ware, Harmonie	18	358	19:55
34	Lawrence, Jenna	18	350	19:26

Fouls

##	Player	G	PF	PF/G
22	Deas, Bonnie	18	54	3.0
21	Chlarson, Ashlynn	18	47	2.6
34	Lawrence, Jenna	18	35	1.9
3	Ware, Harmonie	18	31	1.7
1	Anais Rodriguez, Maria	17	28	1.6

Turnovers

##	Player	G	TO	TO/G
22	Deas, Bonnie	18	50	2.8
3	Ware, Harmonie	18	41	2.3
10	Jones, Taleyah	16	40	2.5
23	Robinson, Emily	18	35	1.9
34	Lawrence, Jenna	18	25	1.4

Foul Outs

##	Player	G	FO
22	Deas, Bonnie	18	4
21	Chlarson, Ashlynn	18	3
34	Lawrence, Jenna	18	1



Player Highs Analysis

Arkansas - Individual Game Highs

POINTS	26		Jenna Lawrence vs Ark.-Pine Bluff (11/07/2025)
	25		Bonnie Deas vs Louisiana Tech (11/04/2025)
	24		Taleyah Jones vs Vanderbilt (01/01/2026)
	24		Jenna Lawrence vs SFA (12/20/2025)
	24		Taleyah Jones vs Kansas City (12/17/2025)
	24		Harmonie Ware vs Jackson St. (12/07/2025)
FIELD GOALS MADE	9		Jenna Lawrence vs SFA (12/20/2025)
	9		Taleyah Jones vs Kansas City (12/17/2025)
	9		Harmonie Ware vs Jackson St. (12/07/2025)
FIELD GOAL ATTEMPTS	20		Bonnie Deas vs Louisiana Tech (11/04/2025)
	18		Jenna Lawrence vs SFA (12/20/2025)
	18		Taleyah Jones vs Southeastern La. (11/13/2025)
FIELD GOAL PERCENTAGE (min 5 made)	1.000	(9-9)	Harmonie Ware vs Jackson St. (12/07/2025)
	.875	(7-8)	Jenna Lawrence vs Ark.-Pine Bluff (11/07/2025)
3 PT FG MADE	5		Taleyah Jones vs Vanderbilt (01/01/2026)
	5		Jenna Lawrence vs Ark.-Pine Bluff (11/07/2025)
3 PT FG ATTEMPTS	9		Bonnie Deas vs Louisiana Tech (11/04/2025)
	8		Taleyah Jones vs Vanderbilt (01/01/2026)
	8		Taleyah Jones vs Southern Ill. (N) (11/26/2025)
	8		Bonnie Deas vs Southern Ill. (N) (11/26/2025)
3 PT FG PERCENTAGE (min 2 made)	1.000	(5-5)	Jenna Lawrence vs Ark.-Pine Bluff (11/07/2025)
	1.000	(4-4)	Harmonie Ware vs Jackson St. (12/07/2025)
FREE THROWS MADE	9		Taleyah Jones vs Louisiana Tech (11/04/2025)
	7		Harmonie Ware vs Central Ark. (11/10/2025)
	7		Bonnie Deas vs Central Ark. (11/10/2025)
	7		Jenna Lawrence vs Ark.-Pine Bluff (11/07/2025)
FREE THROW ATTEMPTS	11		Taleyah Jones vs Louisiana Tech (11/04/2025)
	9		Bonnie Deas vs Central Ark. (11/10/2025)
	9		Jenna Lawrence vs Ark.-Pine Bluff (11/07/2025)
FREE THROW PERCENTAGE (min 3 made)	1.000	(7-7)	Harmonie Ware vs Central Ark. (11/10/2025)
	1.000	(6-6)	Taleyah Jones vs South Carolina (01/08/2026)
	1.000	(6-6)	Taleyah Jones vs Ark.-Pine Bluff (11/07/2025)
	1.000	(5-5)	Jenna Lawrence vs Vanderbilt (01/01/2026)
	1.000	(4-4)	Jenna Lawrence vs Arkansas St. (12/28/2025)
	1.000	(4-4)	Harmonie Ware vs Arkansas St. (12/28/2025)
	1.000	(4-4)	Taleyah Jones vs Kansas City (12/17/2025)
	1.000	(4-4)	Jenna Lawrence at Missouri St. (12/13/2025)
	1.000	(4-4)	Jenna Lawrence vs Southern Ill. (N) (11/26/2025)
	1.000	(4-4)	Wyvette Mayberry vs Drake (N) (11/25/2025)
	1.000	(4-4)	Taleyah Jones at Texas Tech (11/16/2025)
	1.000	(4-4)	Jenna Lawrence vs Central Ark. (11/10/2025)
	1.000	(4-4)	Jenna Lawrence vs Kansas City (12/17/2025)
	1.000	(3-3)	Jenna Lawrence vs Kansas City (12/17/2025)
REBOUNDS	16		Bonnie Deas vs Kansas City (12/17/2025)
	15		Bonnie Deas vs Little Rock (11/20/2025)
ASSISTS	7		Bonnie Deas vs Kansas City (12/17/2025)
	6		Maria Anais Rodriguez vs Southern Ill. (N) (11/26/2025)
	6		Bonnie Deas vs Ark.-Pine Bluff (11/07/2025)
	6		Taleyah Jones vs Louisiana Tech (11/04/2025)
STEALS	4		Wyvette Mayberry vs Kansas City (12/17/2025)
	4		Taleyah Jones vs Kansas City (12/17/2025)
	4		Bonnie Deas vs Kansas City (12/17/2025)
BLOCKED SHOTS	4		Ashlynn Chlarson vs Ark.-Pine Bluff (11/07/2025)
	3		Jenna Lawrence vs SFA (12/20/2025)
	3		Jenna Lawrence vs Louisiana Tech (11/04/2025)



Opponent Player Highs **Analysis**

Opponent - Individual Game Highs

POINTS	35		Mikayla Blakes vs Vanderbilt (01/01/2026)
	23		Alayna Kraus vs Southern Ill. (N) (11/26/2025)
	22		Joyce Edwards vs South Carolina (01/08/2026)
	22		Sahnya Jah at SMU (12/04/2025)
	21		Quinn Vice vs Drake (N) (11/25/2025)
FIELD GOALS MADE	13		Mikayla Blakes vs Vanderbilt (01/01/2026)
	10		Sahnya Jah at SMU (12/04/2025)
FIELD GOAL ATTEMPTS	26		Mikayla Blakes vs Vanderbilt (01/01/2026)
	24		Cheyenne Kemp vs Central Ark. (11/10/2025)
FIELD GOAL PERCENTAGE (min 5 made)	.833	(5-6)	Anika Hyland vs SFA (12/20/2025)
	.750	(6-8)	Raven Johnson vs South Carolina (01/08/2026)
3 PT FG MADE	6		Mia Tarver vs Arkansas St. (12/28/2025)
	5		Jianna Morris vs Louisiana Tech (11/04/2025)
3 PT FG ATTEMPTS	17		Mia Tarver vs Arkansas St. (12/28/2025)
	14		Harmanie Dominguez vs SFA (12/20/2025)
3 PT FG PERCENTAGE (min 2 made)	1.000	(2-2)	Anika Hyland vs SFA (12/20/2025)
	1.000	(2-2)	Hallie Majoros vs Kansas City (12/17/2025)
	1.000	(2-2)	Derrica McCall vs Jackson St. (12/07/2025)
	1.000	(2-2)	Denae Fritz at Texas Tech (11/16/2025)
FREE THROWS MADE	8		Kaylinn Kemp vs SFA (12/20/2025)
	8		Alayna Kraus vs Southern Ill. (N) (11/26/2025)
FREE THROW ATTEMPTS	10		Natalie Huff vs Southeastern La. (11/13/2025)
	9		Adhel Tac vs South Carolina (01/08/2026)
	9		Kaylinn Kemp vs SFA (12/20/2025)
FREE THROW PERCENTAGE (min 3 made)	1.000	(8-8)	Alayna Kraus vs Southern Ill. (N) (11/26/2025)
	1.000	(6-6)	Mikayla Blakes vs Vanderbilt (01/01/2026)
	1.000	(4-4)	Essence Cody at Alabama (01/04/2026)
	1.000	(4-4)	Alayna Rocco vs Harvard (11/30/2025)
	1.000	(4-4)	Peyton McCabe vs Drake (N) (11/25/2025)
	1.000	(4-4)	Eryn McKinzie vs Southeastern La. (11/13/2025)
	1.000	(3-3)	Tyi Skinner at SMU (12/04/2025)
	1.000	(3-3)	Saniyah Glenn vs Harvard (11/30/2025)
REBOUNDS	16		Bree Stephens vs Central Ark. (11/10/2025)
	13		Sacha Washington vs Vanderbilt (01/01/2026)
ASSISTS	10		Tyi Skinner at SMU (12/04/2025)
	8		Mikayla Blakes vs Vanderbilt (01/01/2026)
	8		Crislyn Rose vs Arkansas St. (12/28/2025)
STEALS	4		Kyla Deck at SMU (12/04/2025)
	3		Agot Makeer vs South Carolina (01/08/2026)
	3		Essence Cody at Alabama (01/04/2026)
	3		Ace Austin at Alabama (01/04/2026)
	3		Mikayla Blakes vs Vanderbilt (01/01/2026)
	3		Aubrey Galvan vs Vanderbilt (01/01/2026)
	3		Wynter Rogers vs Arkansas St. (12/28/2025)
	3		Marlie Dickerson vs Arkansas St. (12/28/2025)
	3		Zyion Shannon vs Arkansas St. (12/28/2025)
	3		Mia Tarver vs Arkansas St. (12/28/2025)
	3		Elauni Bennett vs Kansas City (12/17/2025)
	3		Saniyah Glenn vs Harvard (11/30/2025)
	3		
BLOCKED SHOTS	4		Madina Okot vs South Carolina (01/08/2026)
	3		Sacha Washington vs Vanderbilt (01/01/2026)
	3		Quinn Vice vs Drake (N) (11/25/2025)



Arkansas Game-by-Game

				Total		3-Pointers		Free throws		Rebounds											
Opponent	Date	Score		FG-FGA	PCT	3FG-3FGA	PCT	FT-FTA	PCT	OFF	DEF	TOT	AVG	PF	A	TO	BLK	STL	PTS	AVG	
Louisiana Tech	11/04/2025	93-81	W	33-74	.446	9-21	.429	18-24	.750	19	31	50	50.0	21	21	16	8	10	93	93.0	
Ark.-Pine Bluff	11/07/2025	101-49	W	33-68	.485	15-33	.455	20-25	.800	14	38	52	51.0	12	17	12	8	13	101	97.0	
Central Ark.	11/10/2025	89-77	Wot	26-72	.361	9-26	.346	28-36	.778	16	34	50	50.7	15	13	10	4	5	89	94.3	
Southeastern La.	11/13/2025	68-60	W	23-65	.354	6-17	.353	16-20	.800	17	30	47	49.8	20	11	13	4	6	68	87.8	
at Texas Tech	11/16/2025	68-80	L	25-65	.385	7-21	.333	11-13	.846	9	28	37	47.2	23	11	19	3	4	68	83.8	
Little Rock	11/20/2025	96-57	W	37-68	.544	9-19	.474	13-20	.650	19	39	58	49.0	13	19	17	3	8	96	85.8	
vs Drake	11/25/2025	79-72	W	29-65	.446	5-19	.263	16-22	.727	17	22	39	47.6	15	14	14	1	13	79	84.9	
vs Southern Ill.	11/26/2025	73-63	W	21-55	.382	12-37	.324	19-24	.792	7	30	37	46.3	15	15	13	4	4	73	83.4	
Harvard	11/30/2025	51-69	L	17-45	.378	5-19	.263	12-20	.600	7	20	27	44.1	18	7	21	5	11	51	79.8	
at SMU	12/04/2025	63-78	L	22-76	.289	7-24	.292	12-18	.667	25	30	55	45.2	18	12	17	3	3	63	78.1	
Jackson St.	12/07/2025	77-46	W	29-59	.492	10-24	.417	9-15	.600	8	36	44	45.1	11	21	9	3	6	77	78.0	
at Missouri St.	12/13/2025	73-58	W	29-71	.408	3-22	.136	12-15	.800	16	37	53	45.8	26	8	18	4	10	73	77.6	
Kansas City	12/17/2025	92-77	W	35-77	.455	9-22	.409	13-14	.929	19	21	40	45.3	14	18	21	4	17	92	78.7	
SFA	12/20/2025	82-73	W	29-81	.358	4-22	.182	20-25	.800	22	41	63	46.6	20	10	13	7	7	82	78.9	
Arkansas St.	12/28/2025	72-81	L	23-59	.390	8-21	.381	18-22	.818	14	34	48	46.7	13	13	29	4	6	72	78.5	
Vanderbilt	01/01/2026	71-88	L	25-52	.481	7-19	.368	14-17	.824	8	23	31	45.7	17	5	22	3	7	71	78.0	
at Alabama	01/04/2026	48-77	L	18-57	.316	5-23	.217	7-14	.500	9	28	37	45.2	11	11	14	5	7	48	76.2	
South Carolina	01/08/2026	58-93	L	20-61	.328	8-19	.421	10-13	.769	11	23	34	44.6	24	9	23	3	6	58	75.2	
Total		1354		474-1170	.405	138-408	.338	268-357	.751	257	545	802	44.6	306	235	301	76	143	1354	75.2	
Opponents		1279		479-1225	.391	143-445	.321	178-272	.654	229	470	699	38.8	317	254	269	57	138	1279	71.1	

Arkansas Averages

Games Played	Points/game	FG Pct	3FG Pct	FT Pct	Rebounds/game	Assists/game	Turnovers/game	Assist/Turnover ratio	Steals/game	Blocks/game
18	75.2	40.5	33.8	75.1	44.6	13.1	16.7	0.8	7.9	4.2



Opponent Game-by-Game

				Total		3-Pointers		Free throws		Rebounds											
Opponent	Date	Score		FG-FGA	PCT	3FG-3FGA	PCT	FT-FTA	PCT	OFF	DEF	TOT	AVG	PF	A	TO	BLK	STL	PTS	AVG	
Louisiana Tech	11/04/2025	93-81	W	31-72	.431	7-23	.304	12-16	.750	11	25	36	36.0	17	12	16	2	6	81	81.0	
Ark.-Pine Bluff	11/07/2025	101-49	W	19-66	.288	4-13	.308	7-12	.583	12	24	36	36.0	17	7	18	0	4	49	65.0	
Central Ark.	11/10/2025	89-77	Wot	30-77	.390	7-29	.241	10-16	.625	14	33	47	39.7	27	13	10	1	3	77	69.0	
Southeastern La.	11/13/2025	68-60	W	19-61	.311	7-19	.368	15-20	.750	11	26	37	39.0	18	11	10	5	4	60	66.8	
at Texas Tech	11/16/2025	68-80	L	30-65	.462	8-19	.421	12-20	.600	11	30	41	39.4	17	9	15	5	5	80	69.4	
Little Rock	11/20/2025	96-57	W	23-74	.311	8-30	.267	3-8	.375	12	15	27	37.3	18	11	13	1	6	57	67.3	
vs Drake	11/25/2025	79-72	W	28-57	.491	8-27	.296	8-11	.727	10	23	33	36.7	18	24	22	3	5	72	68.0	
vs Southern Ill.	11/26/2025	73-63	W	23-57	.404	6-19	.316	11-15	.733	5	27	32	36.1	20	14	16	1	6	63	67.4	
Harvard	11/30/2025	51-69	L	23-61	.377	12-30	.400	11-17	.647	19	23	42	36.8	15	16	20	3	11	69	67.6	
at SMU	12/04/2025	63-78	L	33-69	.478	5-21	.238	7-12	.583	10	31	41	37.2	17	19	11	8	10	78	68.6	
Jackson St.	12/07/2025	77-46	W	17-74	.230	7-24	.292	5-7	.714	20	22	42	37.6	17	7	11	0	6	46	66.5	
at Missouri St.	12/13/2025	73-58	W	17-58	.293	6-19	.316	18-26	.692	7	29	36	37.5	15	9	18	3	8	58	65.8	
Kansas City	12/17/2025	92-77	W	32-64	.500	8-16	.500	5-10	.500	13	23	36	37.4	16	17	26	3	11	77	66.7	
SFA	12/20/2025	82-73	W	26-77	.338	7-31	.226	14-21	.667	12	32	44	37.9	21	12	13	5	5	73	67.1	
Arkansas St.	12/28/2025	72-81	L	32-83	.386	11-46	.239	6-8	.750	18	23	41	38.1	21	19	15	3	17	81	68.1	
Vanderbilt	01/01/2026	71-88	L	33-72	.458	12-34	.353	10-16	.625	16	21	37	38.0	16	19	11	4	11	88	69.3	
at Alabama	01/04/2026	48-77	L	29-72	.403	13-32	.406	6-8	.750	16	32	48	38.6	11	18	11	1	9	77	69.8	
South Carolina	01/08/2026	58-93	L	34-66	.515	7-13	.538	18-29	.621	12	31	43	38.8	16	17	13	9	11	93	71.1	
Total		1279		479-1225	.391	143-445	.321	178-272	.654	229	470	699	38.8	317	254	269	57	138	1279	71.1	
Arkansas		1354		474-1170	.405	138-408	.338	268-357	.751	257	545	802	44.6	306	235	301	76	143	1354	75.2	

Opponents Averages

Games Played	Points/game	FG Pct	3FG Pct	FT Pct	Rebounds/game	Assists/game	Turnovers/game	Assist/Turnover ratio	Steals/game	Blocks/game
18	71.1	39.1	32.1	65.4	38.8	14.1	14.9	0.9	7.7	3.2



Team Ranking Summary

Statistic	National Rank	Conference Rank	Value	National Leader	Value	Conference Leader	Value
Assist/Turnover Ratio (359 ranked)	195	15	0.78	Iowa St.	1.98	Texas	1.92
Assists Per Game (359 ranked)	198	15	13.1	UConn	24.4	Oklahoma	21.3
Bench Points Per Game (359 ranked)	11	2	31.1	LSU	45.2	LSU	45.2
Blocks Per Game (358 ranked)	66	12	4.2	Virginia	8.4	Kentucky	7.6
Field Goal Percentage (359 ranked)	183	15	40.5	LSU	54.1	LSU	54.1
Field Goal Percentage Defense (359 ranked)	164	14	39.1	Oklahoma	30.8	Oklahoma	30.8
Fouls Per Game (359 ranked)	173	10	17.0	Dartmouth	9.8	South Carolina	12.8
Free Throw Attempts Per Game (359 ranked)	66	9	19.83	Murray St.	26.93	LSU	25.65
Free Throw Percentage (359 ranked)	58	2	75.1	Illinois	83.1	Missouri	81.2
Free Throws Made Per Game (359 ranked)	41	9	14.89	Murray St.	21.93	LSU	18.47
Rebound Margin (359 ranked)	70	11	5.7	LSU	20.2	LSU	20.2
Rebounds (Defensive) Per Game (359 ranked)	14	4	30.3	Oklahoma	35.6	Oklahoma	35.6
Rebounds (Offensive) Per Game (359 ranked)	59	9	14.3	LSU	18.6	LSU	18.6
Rebounds Per Game (359 ranked)	12	5	44.56	Oklahoma	52.31	Oklahoma	52.31
Scoring Defense (359 ranked)	305	15	71.1	Minnesota	51.1	Texas	52.3
Scoring Margin (359 ranked)	166	15	4.2	LSU	46.5	LSU	46.5
Scoring Offense (359 ranked)	58	12	75.2	LSU	101.8	LSU	101.8
Steals Per Game (359 ranked)	217	14	7.9	Utah Valley	17.2	LSU	14.2
Three Point Attempts Per Game (359 ranked)	96	7	22.7	Arkansas St.	34.8	Tennessee	32.3
Three Point Percentage (359 ranked)	74	8	33.8	UConn	41.1	LSU	38.4
Three Point Percentage Defense (359 ranked)	283	16	32.1	UC Santa Barbara	21.8	South Carolina	25.3
Three Pointers Per Game (359 ranked)	66	6	7.7	Fairfield	12.8	Tennessee	9.9
Turnover Margin (359 ranked)	265	15	-1.78	Texas	14.61	Texas	14.61
Turnovers Forced Per Game (359 ranked)	277	14	14.94	Cal St. Fullerton	28.13	Texas	24.78
Turnovers Per Game (359 ranked)	182	14	16.7	Texas	10.2	Texas	10.2
Winning Percentage (356 ranked)	145	16	61.1	4 teams tied	100.0	Texas Vanderbilt	100.0 100.0



Individual Ranking Summary

Statistic	Player	National Rank	Conference Rank	Value	National Leader	Value	Conference Leader	Value
Assist/Turnover Ratio (249 ranked)					Rori Harmon, Texas	5.71	Rori Harmon, Texas	5.71
Assists (149 ranked)					Tonie Morgan, Kentucky	149	Tonie Morgan, Kentucky	149
Assists Per Game (249 ranked)					Caroline Lau, Northwestern	8.9	Tonie Morgan, Kentucky	8.8
Blocks (150 ranked)	Jenna Lawrence Ashlynn Chlarson	82 103	9 13	22 20	Julia Dalan, Portland	55	Madison Francis, Mississippi St.	52
Blocks Per Game (244 ranked)	Jenna Lawrence Ashlynn Chlarson	127 171	13 15	1.22 1.11	Julia Dalan, Portland	3.44	Madison Francis, Mississippi St.	3.06
Double Doubles (26 ranked)					Raegan Beers, Oklahoma	13	Raegan Beers, Oklahoma	13
Field Goal Attempts (145 ranked)	Bonnie Deas Taleyah Jones	102 119	11 14	203 200	Liv McGill, Florida	329	Liv McGill, Florida	329
Field Goal Percentage (250 ranked)	Taleyah Jones	170	20	45.0	Gracie Merkle, Penn St.	75.1	Joyce Edwards, South Carolina	61.3
Field Goals (147 ranked)	Taleyah Jones	114	16	90	Audi Crooks, Iowa St.	179	Joyce Edwards, South Carolina	149
Free Throw Attempts (145 ranked)	Taleyah Jones	81	13	76	S'Mya Nichols, Kansas	138	Cotie McMahon, Ole Miss	106
Free Throw Percentage (250 ranked)	Taleyah Jones	88	4	82.9	Maddie Heiss, Wofford	97.8	Fatmata Jannah, Texas A&M	88.9
Free Throws (148 ranked)	Taleyah Jones	49	9	63	S'Mya Nichols, Kansas	115	Mikayla Blakes, Vanderbilt	84
Minutes Per Game (150 ranked)	Taleyah Jones	64	3	33.84	Meri Kanerva, Xavier	37.64	Liv McGill, Florida	36.70
Points (197 ranked)	Taleyah Jones	60	11	271	Audi Crooks, Iowa St.	431	Mikayla Blakes, Vanderbilt	398
Points Per Game (250 ranked)	Taleyah Jones	84	10	16.9	Audi Crooks, Iowa St.	28.7	Mikayla Blakes, Vanderbilt	24.9
Rebounds (149 ranked)	Bonnie Deas	10	3	174	Kourtney Grossman, Eastern Wash.	192	Raegan Beers, Oklahoma Madina Okot, South Carolina	182 182
Rebounds (Defensive) Per Game (30 ranked)					Kourtney Grossman, Eastern Wash. Megan Norris, UC Davis	9.9 9.9	Fatmata Jannah, Texas A&M	8.3
Rebounds (Offensive) Per Game (29 ranked)					Rhema Collins, FIU	4.9	Sacha Washington, Vanderbilt	4.3
Rebounds Per Game (250 ranked)	Bonnie Deas	31	6	9.7	Kourtney Grossman, Eastern Wash.	12.8	Fatmata Jannah, Texas A&M	11.8
Steals (137 ranked)					Hannah Hidalgo, Notre Dame	88	Kaitlyn Duhon, Auburn MiLaysia Fulwiley, LSU	60 60
Steals Per Game (248 ranked)					Hannah Hidalgo, Notre Dame	5.87	Ny'Ceara Pryor, Texas A&M	4.08
Three Point Attempts (144 ranked)					Briana Rivera, Samford	174	Aaliyah Chavez, Oklahoma	137
Three Point Percentage (192 ranked)					Elle Evans, Kansas	51.3	Tessa Johnson, South Carolina	46.4
Three Pointers (144 ranked)					Briana Rivera, Samford	62	Dani Carnegie, Georgia	50
Three Pointers Per Game (248 ranked)					Briana Rivera, Samford	3.44	Aaliyah Chavez, Oklahoma	3.00
Triple Doubles (2 ranked)					Olivia Miles, TCU	4	Madison Booker, Texas	1





Arkansas Women's Basketball
Individual Career Summaries
All games

Page 1/8
as of Jan 10, 2026

ANAIS RODRIGUEZ, Maria

				Field Goals		3-Point		F-Throws		Rebounds										Scoring	
SEASON	TEAM	GP-GS	MIN/AVG	FG-FGA	FG%	3FG-3FGA	3FG%	FT-FTA	FT%	OFF	DEF	TOT	AVG	PF-FO	A	TO	BLK	STL	PTS	AVG	
2024-25	OSU	10-0	37/3.7	6-10	.600	1-1	1.000	1-2	.500	3	7	10	1.0	5-0	1	5	1	4	14	1.4	
2025-26	AR	17-6	287/16.9	44-109	.404	4-17	.235	4-6	.667	26	37	63	3.7	28-0	16	19	6	21	96	5.6	
TOTAL FOR AR		17-6	287/16.9	44-109	.404	4-17	.235	4-6	.667	26	37	63	3.7	28-0	16	19	6	21	96	5.6	
TOTAL		27-6	324/12.0	50-119	.420	5-18	.278	5-8	.625	29	44	73	2.7	33-0	17	24	7	25	110	4.1	

Single Game Highs

Statistic	Value	
Points	14	vs Kansas City 12/17/25
Rebounds	9	vs Southeastern La. 11/13/25, vs SFA 12/20/25
Assists	6	vs Southern Ill. 11/26/25
Steals	3	vs SFA 12/20/25, vs Drake 11/25/25, vs Ark.-Pine Bluff 11/07/25
Blocks	2	vs Louisiana Tech 11/04/25
FG Made	7	vs Kansas City 12/17/25
FG Attempts	16	vs Kansas City 12/17/25
3FG Made	2	vs Central Ark. 11/10/25
3FG Attempts	4	at Alabama 01/04/26, vs Central Ark. 11/10/25
FT Made	2	vs Southeastern La. 11/13/25
FT Attempts	2	4 times

ARCHER, Maryn

				Field Goals		3-Point		F-Throws		Rebounds								Scoring		
SEASON	TEAM	GP-GS	MIN/AVG	FG-FGA	FG%	3FG-3FGA	3FG%	FT-FTA	FT%	OFF	DEF	TOT	AVG	PF-FO	A	TO	BLK	STL	PTS	AVG
2024-25	AR	18-0	62/3.4	3-16	.188	1-1	1.000	9-16	.563	1	5	6	0.3	5-0	1	6	0	2	16	0.9
2025-26	AR	15-4	137/9.2	8-22	.364	4-13	.308	11-12	.917	3	9	12	0.8	13-0	10	17	0	9	31	2.1
TOTAL		33-4	199/6.0	11-38	.289	5-14	.357	20-28	.714	4	14	18	0.5	18-0	11	23	0	11	47	1.4

Single Game Highs

Statistic	Value	
Points	7	vs Southeast Mo. St. 12/08/24
Rebounds	3	at Missouri St. 12/13/25
Assists	2	vs Little Rock 11/20/25, vs Louisiana Tech 11/04/25, vs Arkansas St. 12/28/25
Steals	2	vs Southeastern La. 11/13/25, at Missouri St. 12/13/25
FG Made	2	vs Southeast Mo. St. 12/08/24, at Missouri St. 12/13/25
FG Attempts	4	vs Southeast Mo. St. 12/08/24
3FG Made	1	5 times
3FG Attempts	3	vs Central Ark. 11/10/25
FT Made	3	vs Southeast Mo. St. 12/08/24, at Kentucky 01/26/25
FT Attempts	4	vs Southeast Mo. St. 12/08/24, at Kentucky 01/26/25



Arkansas Women's Basketball
Individual Career Summaries
All games

Page 2/8
as of Jan 10, 2026

BATES, Jada

				Field Goals		3-Point		F-Throws		Rebounds									Scoring	
SEASON	TEAM	GP-GS	MIN/AVG	FG-FGA	FG%	3FG-3FGA	3FG%	FT-FTA	FT%	OFF	DEF	TOT	AVG	PF-FO	A	TO	BLK	STL	PTS	AVG
2024-25	AR	28-0	334/11.9	17-52	.327	11-32	.344	5-14	.357	4	23	27	1.0	11-0	8	15	6	4	50	1.8
2025-26	AR	14-0	184/13.1	16-40	.400	5-19	.263	6-13	.462	5	20	25	1.8	8-0	6	12	7	3	43	3.1
TOTAL		42-0	518/12.3	33-92	.359	16-51	.314	11-27	.407	9	43	52	1.2	19-0	14	27	13	7	93	2.2

Single Game Highs

Statistic	Value	
Points	16	vs South Carolina 01/08/26
Rebounds	5	vs Harvard 11/30/25
Assists	2	vs Boston College 12/05/24, vs Fairfield 11/04/24, vs Ark.-Pine Bluff 11/07/25
Steals	2	vs Harvard 11/30/25
Blocks	2	vs South Carolina 01/08/26
FG Made	6	vs South Carolina 01/08/26
FG Attempts	9	vs South Carolina 01/08/26
3FG Made	3	at UCLA 11/17/24
3FG Attempts	7	at UCLA 11/17/24
FT Made	3	vs Texas Tech 12/15/24
FT Attempts	4	vs Texas Tech 12/15/24, at Alabama 01/04/26

CHLARSON, Ashlynn

				Field Goals		3-Point		F-Throws		Rebounds									Scoring	
SEASON	TEAM	GP-GS	MIN/AVG	FG-FGA	FG%	3FG-3FGA	3FG%	FT-FTA	FT%	OFF	DEF	TOT	AVG	PF-FO	A	TO	BLK	STL	PTS	AVG
2025-26	AR	18-14	300/16.7	32-79	.405	3-7	.429	13-21	.619	35	60	95	5.3	47-3	5	20	20	9	80	4.4
TOTAL		18-14	300/16.7	32-79	.405	3-7	.429	13-21	.619	35	60	95	5.3	47-3	5	20	20	9	80	4.4

Single Game Highs

Statistic	Value	
Points	11	vs Louisiana Tech 11/04/25
Rebounds	11	vs Louisiana Tech 11/04/25
Assists	4	vs Jackson St. 12/07/25
Steals	2	vs Little Rock 11/20/25, vs Kansas City 12/17/25
Blocks	4	vs Ark.-Pine Bluff 11/07/25
FG Made	5	at Missouri St. 12/13/25
FG Attempts	10	at Missouri St. 12/13/25
3FG Made	1	at Alabama 01/04/26, vs Louisiana Tech 11/04/25, at Texas Tech 11/16/25
3FG Attempts	1	7 times
FT Made	3	vs Southeastern La. 11/13/25, vs Harvard 11/30/25
FT Attempts	6	vs Southeastern La. 11/13/25



Arkansas Women's Basketball
Individual Career Summaries
All games

Page 3/8
as of Jan 10, 2026

DEAS, Bonnie

				Field Goals		3-Point		F-Throws		Rebounds										Scoring	
SEASON	TEAM	GP-GS	MIN/AVG	FG-FGA	FG%	3FG-3FGA	3FG%	FT-FTA	FT%	OFF	DEF	TOT	AVG	PF-FO	A	TO	BLK	STL	PTS	AVG	
2025-26	AR	18-18	478/26.6	64-203	.315	14-51	.275	48-66	.727	59	115	174	9.7	54-4	46	50	4	26	190	10.6	
TOTAL		18-18	478/26.6	64-203	.315	14-51	.275	48-66	.727	59	115	174	9.7	54-4	46	50	4	26	190	10.6	

Single Game Highs

Statistic	Value	
Points	25	vs Louisiana Tech 11/04/25
Rebounds	16	vs Kansas City 12/17/25
Assists	7	vs Kansas City 12/17/25
Steals	4	vs Kansas City 12/17/25
Blocks	1	4 times
FG Made	8	vs Louisiana Tech 11/04/25
FG Attempts	20	vs Louisiana Tech 11/04/25
3FG Made	4	vs Louisiana Tech 11/04/25
3FG Attempts	9	vs Louisiana Tech 11/04/25
FT Made	7	vs Central Ark. 11/10/25
FT Attempts	9	vs Central Ark. 11/10/25

GALEA, Danika

				Field Goals		3-Point		F-Throws		Rebounds										Scoring	
SEASON	TEAM	GP-GS	MIN/AVG	FG-FGA	FG%	3FG-3FGA	3FG%	FT-FTA	FT%	OFF	DEF	TOT	AVG	PF-FO	A	TO	BLK	STL	PTS	AVG	
2024-25	AR	29-0	394/13.6	48-92	.522	3-17	.176	14-19	.737	30	40	70	2.4	52-3	8	31	11	6	113	3.9	
2025-26	AR	7-0	56/8.0	8-11	.727	0-0	.000	1-4	.250	2	14	16	2.3	7-0	1	4	2	0	17	2.4	
TOTAL		36-0	450/12.5	56-103	.544	3-17	.176	15-23	.652	32	54	86	2.4	59-3	9	35	13	6	130	3.6	

Single Game Highs

Statistic	Value	
Points	10	vs Troy 12/19/24, vs Southeast Mo. St. 12/08/24, vs UT Arlington 11/14/24
Rebounds	6	at Texas A&M 03/02/25, vs UT Arlington 11/14/24, vs Georgia 03/05/25
Assists	2	at Kentucky 01/26/25
Steals	1	6 times
Blocks	2	vs Texas A&M 01/30/25, at Georgia 02/09/25
FG Made	5	vs Troy 12/19/24
FG Attempts	7	vs Oklahoma 02/23/25, vs UT Arlington 11/14/24
3FG Made	2	vs Liberty 12/18/24
3FG Attempts	5	vs Liberty 12/18/24
FT Made	4	vs East Texas A&M 11/08/24
FT Attempts	4	vs East Texas A&M 11/08/24, at Mississippi St. 02/06/25



Arkansas Women's Basketball
Individual Career Summaries
All games

Page 4/8
as of Jan 10, 2026

JONES, Taleyah

SEASON	TEAM	GP-GS	MIN/AVG	Field Goals		3-Point		F-Throws		Rebounds									Scoring	
				FG-FGA	FG%	3FG-3FGA	3FG%	FT-FTA	FT%	OFF	DEF	TOT	AVG	PF-FO	A	TO	BLK	STL	PTS	AVG
2022-23	UTA	31-14	775/25.0	92-219	.420	21-70	.300	65-82	.793	27	34	61	2.0	45-0	37	45	7	24	270	8.7
2023-24	ORU	32-32	1067/33.4	203-461	.440	42-139	.302	111-132	.841	51	50	101	3.2	62-1	52	64	3	54	559	17.5
2024-25	ORU	33-33	1094/33.2	215-503	.427	59-204	.289	108-129	.837	42	80	122	3.7	49-0	52	64	5	38	597	18.1
2025-26	AR	16-15	541/33.8	90-200	.450	28-72	.389	63-76	.829	32	39	71	4.4	19-0	37	40	9	21	271	16.9
TOTAL FOR AR		16-15	541/33.8	90-200	.450	28-72	.389	63-76	.829	32	39	71	4.4	19-0	37	40	9	21	271	16.9
TOTAL		112-94	3478/31.1	600-1383	.434	150-485	.309	347-419	.828	152	203	355	3.2	175-1	178	213	24	137	1697	15.2

Single Game Highs

Statistic	Value	
Points	37	at South Dakota 01/11/24
Rebounds	12	vs Louisiana Tech 11/04/25
Assists	6	vs North Dakota St. 01/20/24, vs Louisiana Tech 11/04/25
Steals	6	at Sacramento St. 01/06/24
Blocks	2	vs Sam Houston 02/16/23, vs Harvard 11/30/25, vs Arkansas St. 12/28/25
FG Made	12	at South Dakota 01/11/24, at Omaha 02/12/25
FG Attempts	24	at Northern Ariz. 12/04/24
3FG Made	5	at South Dakota 01/11/24, at North Dakota 01/09/25, vs Vanderbilt 01/01/26
3FG Attempts	13	at North Dakota 01/09/25
FT Made	10	vs Tex. A&M-Texarkana 12/11/22
FT Attempts	13	vs Omaha 02/22/24



Arkansas Women's Basketball
Individual Career Summaries
All games

Page 5/8
as of Jan 10, 2026

LAWRENCE, Jenna

				Field Goals		3-Point		F-Throws		Rebounds										Scoring	
SEASON	TEAM	GP-GS	MIN/AVG	FG-FGA	FG%	3FG-3FGA	3FG%	FT-FTA	FT%	OFF	DEF	TOT	AVG	PF-FO	A	TO	BLK	STL	PTS	AVG	
2023-24	AR	24-2	279/11.6	21-53	.396	13-42	.310	5-8	.625	15	46	61	2.5	25-0	5	10	10	7	60	2.5	
2024-25	AR	32-20	692/21.6	65-195	.333	34-138	.246	18-21	.857	30	122	152	4.8	47-1	8	24	34	19	182	5.7	
2025-26	AR	18-1	350/19.4	66-141	.468	28-72	.389	37-42	.881	19	73	92	5.1	35-1	15	25	22	13	197	10.9	
TOTAL		74-23	1321/17.9	152-389	.391	75-252	.298	60-71	.845	64	241	305	4.1	107-2	28	59	66	39	439	5.9	

Single Game Highs

Statistic	Value	
Points	26	vs Ark.-Pine Bluff 11/07/25
Rebounds	12	vs UT Arlington 11/14/24
Assists	2	6 times
Steals	3	vs Arkansas St. 11/24/24, at Texas 01/05/25
Blocks	5	vs Bowling Green 11/30/24
FG Made	9	vs SFA 12/20/25
FG Attempts	18	vs SFA 12/20/25
3FG Made	5	vs Bowling Green 11/30/24, vs Ark.-Pine Bluff 11/07/25
3FG Attempts	10	vs Bowling Green 11/30/24, vs East Texas A&M 11/08/24
FT Made	7	vs Ark.-Pine Bluff 11/07/25
FT Attempts	9	vs Ark.-Pine Bluff 11/07/25



Arkansas Women's Basketball
Individual Career Summaries
All games

Page 6/8
as of Jan 10, 2026

MAYBERRY, Wyvette

				Field Goals		3-Point		F-Throws		Rebounds									Scoring	
SEASON	TEAM	GP-GS	MIN/AVG	FG-FGA	FG%	3FG-3FGA	3FG%	FT-FTA	FT%	OFF	DEF	TOT	AVG	PF-FO	A	TO	BLK	STL	PTS	AVG
2020-21	Tulsa	18-17	612/34.0	78-255	.306	26-109	.239	40-59	.678	9	54	63	3.5	38-0	56	58	6	32	222	12.3
2021-22	Tulsa	27-27	901/33.4	133-300	.443	43-100	.430	72-93	.774	26	82	108	4.0	55-0	78	49	6	37	381	14.1
2022-23	KU	34-31	1089/32.0	130-345	.377	35-125	.280	92-116	.793	15	83	98	2.9	75-1	102	90	10	41	387	11.4
2023-24	KU	32-32	997/31.2	109-289	.377	40-122	.328	52-69	.754	7	71	78	2.4	70-1	76	63	3	32	310	9.7
2024-25	KU	6-0	102/17.1	11-41	.268	4-20	.200	5-9	.556	2	11	13	2.2	7-0	7	4	0	2	31	5.2
2025-26	AR	14-11	330/23.6	31-96	.323	16-53	.302	19-22	.864	4	24	28	2.0	27-0	28	21	1	16	97	6.9
TOTAL FOR AR		14-11	330/23.6	31-96	.323	16-53	.302	19-22	.864	4	24	28	2.0	27-0	28	21	1	16	97	6.9
TOTAL		131-118	4032/30.8	492-1326	.371	164-529	.310	280-368	.761	63	325	388	3.0	272-2	347	285	26	160	1428	10.9

Single Game Highs

Statistic	Value	
Points	26	vs Kansas St. 01/29/23
Rebounds	8	at Oral Roberts 11/21/21
Assists	10	vs Wichita St. 03/07/22
Steals	6	vs Memphis 01/09/21
Blocks	2	vs Iowa St. 03/01/23, vs Tulsa 12/16/22
FG Made	9	at South Fla. 01/19/22
FG Attempts	22	vs Wichita St. 03/02/21
3FG Made	5	vs Central Ark. 12/12/21
3FG Attempts	10	vs Wichita St. 03/02/21
FT Made	9	vs Austin Peay 11/27/21, vs East Carolina 01/11/22
FT Attempts	13	vs Austin Peay 11/27/21



Arkansas Women's Basketball
Individual Career Summaries
All games

Page 7/8
as of Jan 10, 2026

ROBINSON, Emily

				Field Goals		3-Point		F-Throws		Rebounds										Scoring	
SEASON	TEAM	GP-GS	MIN/AVG	FG-FGA	FG%	3FG-3FGA	3FG%	FT-FTA	FT%	OFF	DEF	TOT	AVG	PF-FO	A	TO	BLK	STL	PTS	AVG	
2023-24	ORU	32-32	901/28.2	124-306	.405	47-170	.276	34-42	.810	32	87	119	3.7	58-0	80	74	0	50	329	10.3	
2024-25	ORU	33-33	1021/30.9	121-278	.435	48-132	.364	40-51	.784	17	98	115	3.5	56-0	111	83	6	44	330	10.0	
2025-26	AR	18-18	513/28.5	49-113	.434	21-55	.382	22-33	.667	11	56	67	3.7	22-0	37	35	2	11	141	7.8	
TOTAL FOR AR		18-18	513/28.5	49-113	.434	21-55	.382	22-33	.667	11	56	67	3.7	22-0	37	35	2	11	141	7.8	
TOTAL		83-83	2435/29.3	294-697	.422	116-357	.325	96-126	.762	60	241	301	3.6	136-0	228	192	8	105	800	9.6	

Single Game Highs

Statistic	Value	
Points	23	vs North Dakota 02/20/25
Rebounds	10	vs Friends 11/09/23, at Missouri 12/18/24
Assists	10	at Kansas City 03/02/24
Steals	6	at North Dakota 02/17/24
Blocks	2	at St. Thomas (MN) 02/26/25
FG Made	8	4 times
FG Attempts	18	at St. Thomas (MN) 01/13/24
3FG Made	5	at North Dakota 02/17/24
3FG Attempts	9	at South Dakota 01/11/24, at North Dakota 02/17/24, at Arkansas 11/21/24
FT Made	5	at Oklahoma 11/12/23, at Missouri St. 12/13/25
FT Attempts	6	vs North Dakota 01/18/24, vs North Dakota St. 01/20/24, at Missouri St. 12/13/25

SÁNCHEZ CERQUEIRA, Cristina

				Field Goals		3-Point		F-Throws		Rebounds									Scoring	
SEASON	TEAM	GP-GS	MIN/AVG	FG-FGA	FG%	3FG-3FGA	3FG%	FT-FTA	FT%	OFF	DEF	TOT	AVG	PF-FO	A	TO	BLK	STL	PTS	AVG
2023-24	AR	20-0	90/4.5	5-22	.227	0-4	.000	1-2	.500	6	14	20	1.0	15-0	2	6	3	0	11	0.6
2024-25	AR	30-12	496/16.5	23-81	.284	8-34	.235	17-34	.500	23	107	130	4.3	44-1	14	43	7	13	71	2.4
2025-26	AR	13-0	90/6.9	10-20	.500	2-2	1.000	5-12	.417	1	18	19	1.5	15-0	5	9	1	4	27	2.1
TOTAL		63-12	676/10.7	38-123	.309	10-40	.250	23-48	.479	30	139	169	2.7	74-1	21	58	11	17	109	1.7

Single Game Highs

Statistic	Value	
Points	9	vs Florida 02/03/25
Rebounds	10	vs Central Ark. 12/29/24, vs Georgia 03/05/25
Assists	2	5 times
Steals	2	4 times
Blocks	2	at South Carolina 02/20/25, vs Boston College 12/05/24
FG Made	4	vs Florida 02/03/25
FG Attempts	8	vs Florida 02/03/25
3FG Made	2	at Texas A&M 03/02/25
3FG Attempts	4	at Texas A&M 03/02/25, at Kentucky 01/26/25
FT Made	3	vs Georgia 03/05/25
FT Attempts	5	vs Georgia 03/05/25



Arkansas Women's Basketball
Individual Career Summaries
All games

Page 8/8
as of Jan 10, 2026

WARE, Harmonie

				Field Goals		3-Point		F-Throws		Rebounds										Scoring	
SEASON	TEAM	GP-GS	MIN/AVG	FG-FGA	FG%	3FG-3FGA	3FG%	FT-FTA	FT%	OFF	DEF	TOT	AVG	PF-FO	A	TO	BLK	STL	PTS	AVG	
2025-26	AR	18-3	358/19.9	56-136	.412	13-47	.277	39-50	.780	13	31	44	2.4	31-0	29	41	2	10	164	9.1	
TOTAL		18-3	358/19.9	56-136	.412	13-47	.277	39-50	.780	13	31	44	2.4	31-0	29	41	2	10	164	9.1	

Single Game Highs

Statistic	Value	
Points	24	vs Jackson St. 12/07/25
Rebounds	6	at Alabama 01/04/26
Assists	4	vs Louisiana Tech 11/04/25, vs SFA 12/20/25
Steals	2	vs South Carolina 01/08/26
Blocks	1	at Alabama 01/04/26, vs Central Ark. 11/10/25
FG Made	9	vs Jackson St. 12/07/25
FG Attempts	12	at SMU 12/04/25
3FG Made	4	vs Jackson St. 12/07/25
3FG Attempts	5	vs Ark.-Pine Bluff 11/07/25, vs Southern Ill. 11/26/25
FT Made	7	vs Central Ark. 11/10/25
FT Attempts	7	vs Central Ark. 11/10/25



2025-26 Arkansas Women's Basketball
Individual Game-by-Game
All games

Page 1/12
as of Jan 10, 2026

#1 ANAIS RODRIGUEZ, Maria

Opponent	Date	GS	MIN	Total		3-Pointers		Free throws		Rebounds				PF	A	TO	BLK	STL	PTS	AVG
				FG-FGA	PCT	3FG-3FGA	PCT	FT-FTA	PCT	OFF	DEF	TOT	AVG							
Louisiana Tech	11/04/2025	*	19:15	3-6	.500	0-0	.000	0-0	.000	1	1	2	2.0	3	0	2	2	1	6	6.0
Ark.-Pine Bluff	11/07/2025	*	14:45	3-8	.375	0-1	.000	0-0	.000	1	2	3	2.5	0	0	0	1	3	6	6.0
Central Ark.	11/10/2025	*	17:57	5-10	.500	2-4	.500	1-2	.500	1	3	4	3.0	1	1	0	0	0	13	8.3
Southeastern La.	11/13/2025	*	22:26	4-10	.400	0-1	.000	2-2	1.000	4	5	9	4.5	2	0	0	0	1	10	8.8
at Texas Tech	11/16/2025	*	08:19	1-5	.200	0-0	.000	0-0	.000	3	0	3	4.2	2	0	2	0	0	2	7.4
Little Rock	11/20/2025	*	13:19	0-6	.000	0-1	.000	0-0	.000	2	6	8	4.8	1	0	2	1	2	0	6.2
vs Drake	11/25/2025		19:52	5-9	.556	0-1	.000	0-0	.000	3	1	4	4.7	0	2	2	0	3	10	6.7
vs Southern Ill.	11/26/2025		19:06	0-1	.000	0-0	.000	0-0	.000	0	1	1	4.3	3	6	1	0	2	0	5.9
Harvard	11/30/2025		16:27	0-2	.000	0-1	.000	0-0	.000	0	2	2	4.0	4	0	1	1	1	0	5.2
Jackson St.	12/07/2025		12:42	0-4	.000	0-1	.000	0-0	.000	1	1	2	3.8	0	2	0	0	1	0	4.7
at Missouri St.	12/13/2025		19:42	5-7	.714	0-1	.000	0-0	.000	3	2	5	3.9	3	0	2	0	1	10	5.2
Kansas City	12/17/2025		23:25	7-16	.438	0-0	.000	0-0	.000	3	2	5	4.0	2	2	1	1	0	14	5.9
SFA	12/20/2025		23:03	4-8	.500	0-0	.000	1-2	.500	3	6	9	4.4	3	2	1	0	3	9	6.2
Arkansas St.	12/28/2025		07:53	0-1	.000	0-0	.000	0-0	.000	0	0	0	4.1	0	1	0	0	0	0	5.7
Vanderbilt	01/01/2026		22:15	3-7	.429	0-1	.000	0-0	.000	0	1	1	3.9	2	0	1	0	1	6	5.7
at Alabama	01/04/2026		12:22	2-5	.400	1-4	.250	0-0	.000	0	2	2	3.8	1	0	3	0	2	5	5.7
South Carolina	01/08/2026		14:06	2-4	.500	1-1	1.000	0-0	.000	1	2	3	3.7	1	0	1	0	0	5	5.6
Totals		6	286:53	44-109	.404	4-17	.235	4-6	.667	26	37	63	3.7	28	16	19	6	21	96	5.6

Player Averages

Games Played	Minutes/game	Points/game	FG Pct	3FG Pct	FT Pct	Rebounds/game	Assists/game	Turnovers/game	Assist/Turnover ratio	Steals/game	Blocks/game
17	16.9	5.6	40.4	23.5	66.7	3.7	0.9	1.1	0.8	1.2	0.4



2025-26 Arkansas Women's Basketball
Individual Game-by-Game
All games

Page 2/12
as of Jan 10, 2026

#3 WARE, Harmonie

Opponent	Date	GS	MIN	Total		3-Pointers		Free throws		Rebounds				PF	A	TO	BLK	STL	PTS	AVG
				FG-FGA	PCT	3FG-3FGA	PCT	FT-FTA	PCT	OFF	DEF	TOT	AVG							
Louisiana Tech	11/04/2025		17:15	4-8	.500	1-4	.250	2-4	.500	0	1	1	1.0	4	4	3	0	1	11	11.0
Ark.-Pine Bluff	11/07/2025		20:09	6-9	.667	3-5	.600	1-2	.500	0	4	4	2.5	1	1	3	0	1	16	13.5
Central Ark.	11/10/2025		26:19	3-8	.375	1-4	.250	7-7	1.000	0	3	3	2.7	1	2	2	1	0	14	13.7
Southeastern La.	11/13/2025		20:38	2-5	.400	0-1	.000	0-0	.000	1	0	1	2.3	4	1	2	0	0	4	11.3
at Texas Tech	11/16/2025		16:26	3-8	.375	0-2	.000	2-2	1.000	0	1	1	2.0	0	0	1	0	0	8	10.6
Little Rock	11/20/2025		13:27	1-8	.125	0-3	.000	1-2	.500	1	0	1	1.8	1	1	1	0	1	3	9.3
vs Drake	11/25/2025		11:57	2-3	.667	0-1	.000	1-2	.500	0	1	1	1.7	0	0	1	0	0	5	8.7
vs Southern Ill.	11/26/2025		20:43	2-8	.250	1-5	.200	0-0	.000	1	1	2	1.8	4	2	3	0	0	5	8.3
Harvard	11/30/2025		10:15	2-4	.500	1-2	.500	2-2	1.000	1	0	1	1.7	0	0	2	0	0	7	8.1
at SMU	12/04/2025		24:34	6-12	.500	1-4	.250	1-2	.500	2	3	5	2.0	2	1	4	0	1	14	8.7
Jackson St.	12/07/2025	*	29:52	9-9	1.000	4-4	1.000	2-2	1.000	0	1	1	1.9	1	3	2	0	1	24	10.1
at Missouri St.	12/13/2025	*	13:33	0-7	.000	0-2	.000	3-4	.750	2	2	4	2.1	4	2	3	0	1	3	9.5
Kansas City	12/17/2025	*	20:09	1-5	.200	0-3	.000	5-6	.833	0	0	0	1.9	1	3	5	0	1	7	9.3
SFA	12/20/2025		24:34	3-9	.333	0-1	.000	4-5	.800	1	2	3	2.0	2	4	1	0	0	10	9.4
Arkansas St.	12/28/2025		23:06	5-10	.500	1-2	.500	4-4	1.000	0	4	4	2.1	0	1	1	0	1	15	9.7
Vanderbilt	01/01/2026		14:05	1-3	.333	0-0	.000	0-0	.000	1	0	1	2.1	0	0	3	0	0	2	9.3
at Alabama	01/04/2026		29:07	3-11	.273	0-2	.000	2-4	.500	2	4	6	2.3	3	2	2	1	0	8	9.2
South Carolina	01/08/2026		22:18	3-9	.333	0-2	.000	2-2	1.000	1	4	5	2.4	3	2	2	0	2	8	9.1
Totals		3	358:28	56-136	.412	13-47	.277	39-50	.780	13	31	44	2.4	31	29	41	2	10	164	9.1

Player Averages

Games Played	Minutes/ game	Points/ game	FG Pct	3FG Pct	FT Pct	Rebounds/ game	Assists/ game	Turnovers/ game	Assist/Turnover ratio	Steals/ game	Blocks/ game
18	19.9	9.1	41.2	27.7	78.0	2.4	1.6	2.3	0.7	0.6	0.1



2025-26 Arkansas Women's Basketball
Individual Game-by-Game
All games

Page 3/12
as of Jan 10, 2026

#7 SÁNCHEZ CERQUEIRA, Cristina

Opponent	Date	GS	MIN	Total		3-Pointers		Free throws		Rebounds				PF	A	TO	BLK	STL	PTS	AVG
				FG-FGA	PCT	3FG-3FGA	PCT	FT-FTA	PCT	OFF	DEF	TOT	AVG							
Louisiana Tech	11/04/2025		07:27	0-1	.000	0-0	.000	0-0	.000	0	3	3	3.0	1	1	1	0	0	0	0.0
Ark.-Pine Bluff	11/07/2025		16:34	3-6	.500	1-1	1.000	0-2	.000	0	3	3	3.0	3	0	2	1	1	7	3.5
Central Ark.	11/10/2025		09:05	1-3	.333	0-0	.000	0-1	.000	0	1	1	2.3	1	0	0	0	0	2	3.0
Southeastern La.	11/13/2025		08:46	2-2	1.000	1-1	1.000	2-2	1.000	0	2	2	2.3	1	0	3	0	0	7	4.0
at Texas Tech	11/16/2025		08:15	1-1	1.000	0-0	.000	0-0	.000	0	2	2	2.2	2	2	1	0	1	2	3.6
Little Rock	11/20/2025		10:31	3-3	1.000	0-0	.000	1-3	.333	0	4	4	2.5	1	1	0	0	2	7	4.2
vs Southern Ill.	11/26/2025		12:03	0-0	.000	0-0	.000	2-4	.500	1	2	3	2.6	1	1	0	0	0	2	3.9
Harvard	11/30/2025		03:24	0-1	.000	0-0	.000	0-0	.000	0	1	1	2.4	1	0	0	0	0	0	3.4
at SMU	12/04/2025		00:40	0-1	.000	0-0	.000	0-0	.000	0	0	0	2.1	0	0	0	0	0	0	3.0
Jackson St.	12/07/2025		00:54	0-0	.000	0-0	.000	0-0	.000	0	0	0	1.9	1	0	0	0	0	0	2.7
Vanderbilt	01/01/2026		03:22	0-0	.000	0-0	.000	0-0	.000	0	0	0	1.7	0	0	0	0	0	0	2.5
at Alabama	01/04/2026		03:37	0-1	.000	0-0	.000	0-0	.000	0	0	0	1.6	0	0	1	0	0	0	2.3
South Carolina	01/08/2026		05:25	0-1	.000	0-0	.000	0-0	.000	0	0	0	1.5	3	0	1	0	0	0	2.1
Totals		0	90:03	10-20	.500	2-2	1.000	5-12	.417	1	18	19	1.5	15	5	9	1	4	27	2.1

Player Averages

Games Played	Minutes/ game	Points/ game	FG Pct	3FG Pct	FT Pct	Rebounds/ game	Assists/ game	Turnovers/ game	Assist/Turnover ratio	Steals/ game	Blocks/ game
13	6.9	2.1	50.0	100.0	41.7	1.5	0.4	0.7	0.6	0.3	0.1



2025-26 Arkansas Women's Basketball
Individual Game-by-Game
All games

Page 4/12
as of Jan 10, 2026

#10 JONES, Taleyah

Opponent	Date	GS	MIN	Total		3-Pointers		Free throws		Rebounds				PF	A	TO	BLK	STL	PTS	AVG
				FG-FGA	PCT	3FG-3FGA	PCT	FT-FTA	PCT	OFF	DEF	TOT	AVG							
Louisiana Tech	11/04/2025	*	38:03	5-13	.385	1-2	.500	9-11	.818	4	8	12	12.0	1	6	0	1	1	20	20.0
Ark.-Pine Bluff	11/07/2025	*	30:19	3-9	.333	1-6	.167	6-6	1.000	2	4	6	9.0	0	3	4	1	3	13	16.5
Central Ark.	11/10/2025	*	41:25	1-12	.083	0-3	.000	4-6	.667	2	4	6	8.0	1	3	2	0	1	6	13.0
Southeastern La.	11/13/2025	*	35:38	8-18	.444	3-6	.500	2-2	1.000	2	4	6	7.5	0	3	1	1	1	21	15.0
at Texas Tech	11/16/2025	*	35:57	7-17	.412	2-6	.333	4-4	1.000	2	3	5	7.0	1	2	4	0	1	20	16.0
Little Rock	11/20/2025	*	28:13	8-11	.727	3-4	.750	0-0	.000	2	5	7	7.0	0	2	4	0	0	19	16.5
vs Drake	11/25/2025	*	40:00	5-13	.385	1-3	.333	4-5	.800	1	1	2	6.3	2	0	1	0	2	15	16.3
vs Southern Ill.	11/26/2025	*	38:48	7-14	.500	4-8	.500	5-6	.833	2	1	3	5.9	1	3	2	1	1	23	17.1
Harvard	11/30/2025	*	40:00	6-12	.500	1-4	.250	6-8	.750	3	1	4	5.7	4	2	7	2	2	19	17.3
at SMU	12/04/2025	*	37:14	5-15	.333	1-4	.250	0-0	.000	3	2	5	5.6	2	0	5	0	0	11	16.7
Kansas City	12/17/2025		25:06	9-13	.692	2-4	.500	4-4	1.000	0	0	0	5.1	0	2	1	0	4	24	17.4
SFA	12/20/2025	*	24:07	5-13	.385	1-4	.250	5-6	.833	3	1	4	5.0	4	2	0	0	2	16	17.3
Arkansas St.	12/28/2025	*	36:04	6-11	.545	2-4	.500	4-6	.667	4	1	5	5.0	1	3	5	2	0	18	17.3
Vanderbilt	01/01/2026	*	35:40	8-13	.615	5-8	.625	3-4	.750	1	0	1	4.7	0	2	3	0	2	24	17.8
at Alabama	01/04/2026	*	30:53	4-7	.571	0-2	.000	1-2	.500	0	1	1	4.5	1	2	0	1	1	9	17.2
South Carolina	01/08/2026	*	23:55	3-9	.333	1-4	.250	6-6	1.000	1	3	4	4.4	1	2	1	0	0	13	16.9
Totals			15 541:22	90-200	.450	28-72	.389	63-76	.829	32	39	71	4.4	19	37	40	9	21	271	16.9

Player Averages

Games Played	Minutes/ game	Points/ game	FG Pct	3FG Pct	FT Pct	Rebounds/ game	Assists/ game	Turnovers/ game	Assist/Turnover ratio	Steals/ game	Blocks/ game
16	33.8	16.9	45.0	38.9	82.9	4.4	2.3	2.5	0.9	1.3	0.6



2025-26 Arkansas Women's Basketball
Individual Game-by-Game
All games

Page 5/12
as of Jan 10, 2026

#11 MAYBERRY, Wyvette

Opponent	Date	GS	MIN	Total		3-Pointers		Free throws		Rebounds				PF	A	TO	BLK	STL	PTS	AVG
				FG-FGA	PCT	3FG-3FGA	PCT	FT-FTA	PCT	OFF	DEF	TOT	AVG							
at Texas Tech	11/16/2025		11:38	2-4	.500	0-2	.000	0-0	.000	0	0	0	0.0	3	1	2	0	1	4	4.0
Little Rock	11/20/2025		16:45	2-4	.500	1-2	.500	2-2	1.000	0	1	1	0.5	1	4	0	0	0	7	5.5
vs Drake	11/25/2025	*	27:11	3-8	.375	2-7	.286	4-4	1.000	0	3	3	1.3	3	3	0	0	2	12	7.7
vs Southern Ill.	11/26/2025	*	16:28	2-3	.667	2-3	.667	2-2	1.000	0	3	3	1.8	2	0	1	0	0	8	7.8
Harvard	11/30/2025	*	26:27	0-5	.000	0-3	.000	1-2	.500	0	0	0	1.4	1	2	2	0	3	1	6.4
at SMU	12/04/2025	*	34:54	2-9	.222	1-4	.250	5-6	.833	1	4	5	2.0	2	5	3	0	1	10	7.0
Jackson St.	12/07/2025	*	22:33	3-6	.500	1-4	.250	0-0	.000	1	1	2	2.0	0	4	0	0	1	7	7.0
at Missouri St.	12/13/2025	*	26:59	2-8	.250	1-5	.200	0-0	.000	1	5	6	2.5	4	3	2	0	2	5	6.8
Kansas City	12/17/2025	*	27:21	5-10	.500	3-4	.750	0-0	.000	0	1	1	2.3	2	1	0	1	4	13	7.4
SFA	12/20/2025	*	26:55	1-9	.111	1-5	.200	2-2	1.000	1	2	3	2.4	0	1	3	0	0	5	7.2
Arkansas St.	12/28/2025	*	28:31	4-8	.500	1-3	.333	2-2	1.000	0	0	0	2.2	3	1	2	0	1	11	7.5
Vanderbilt	01/01/2026	*	25:20	3-11	.273	1-5	.200	1-2	.500	0	4	4	2.3	4	1	2	0	1	8	7.6
at Alabama	01/04/2026	*	20:51	1-7	.143	1-4	.250	0-0	.000	0	0	0	2.2	0	0	1	0	0	3	7.2
South Carolina	01/08/2026		18:31	1-4	.250	1-2	.500	0-0	.000	0	0	0	2.0	2	2	3	0	0	3	6.9
Totals		11	330:24	31-96	.323	16-53	.302	19-22	.864	4	24	28	2.0	27	28	21	1	16	97	6.9

Player Averages

Games Played	Minutes/ game	Points/ game	FG Pct	3FG Pct	FT Pct	Rebounds/ game	Assists/ game	Turnovers/ game	Assist/Turnover ratio	Steals/ game	Blocks/ game
14	23.6	6.9	32.3	30.2	86.4	2.0	2.0	1.5	1.3	1.1	0.1



2025-26 Arkansas Women's Basketball
Individual Game-by-Game
All games

Page 6/12
as of Jan 10, 2026

#15 BATES, Jada

Opponent	Date	GS	MIN	Total		3-Pointers		Free throws		Rebounds				PF	A	TO	BLK	STL	PTS	AVG
				FG-FGA	PCT	3FG-3FGA	PCT	FT-FTA	PCT	OFF	DEF	TOT	AVG							
Louisiana Tech	11/04/2025		12:26	1-1	1.000	0-0	.000	0-0	.000	1	2	3	3.0	1	0	2	1	0	2	2.0
Ark.-Pine Bluff	11/07/2025		13:16	0-4	.000	0-4	.000	0-0	.000	1	1	2	2.5	2	2	1	0	0	0	1.0
Central Ark.	11/10/2025		09:24	1-4	.250	1-3	.333	1-2	.500	0	0	0	1.7	0	0	0	1	0	4	2.0
Southeastern La.	11/13/2025		12:58	1-4	.250	0-1	.000	1-1	1.000	1	1	2	1.8	0	0	0	0	0	3	2.3
at Texas Tech	11/16/2025		13:19	0-3	.000	0-2	.000	0-0	.000	0	0	0	1.4	1	0	1	0	0	0	1.8
Little Rock	11/20/2025		15:13	1-3	.333	0-1	.000	0-1	.000	0	2	2	1.5	0	1	1	0	0	2	1.8
Harvard	11/30/2025		21:59	2-3	.667	1-2	.500	0-0	.000	0	5	5	2.0	0	1	1	1	2	5	2.3
at SMU	12/04/2025		12:01	1-2	.500	1-1	1.000	1-2	.500	1	0	1	1.9	0	0	0	0	0	4	2.5
Jackson St.	12/07/2025		12:49	0-0	.000	0-0	.000	0-0	.000	0	1	1	1.8	0	0	0	0	0	0	2.2
at Missouri St.	12/13/2025		13:01	0-0	.000	0-0	.000	0-0	.000	0	2	2	1.8	2	0	2	1	0	0	2.0
SFA	12/20/2025		04:01	0-0	.000	0-0	.000	0-0	.000	0	0	0	1.6	2	0	0	1	0	0	1.8
Vanderbilt	01/01/2026		03:21	1-1	1.000	0-0	.000	0-0	.000	0	0	0	1.5	0	1	0	0	0	2	1.8
at Alabama	01/04/2026		14:57	2-6	.333	0-2	.000	1-4	.250	1	2	3	1.6	0	0	1	0	0	5	2.1
South Carolina	01/08/2026		24:57	6-9	.667	2-3	.667	2-3	.667	0	4	4	1.8	0	1	3	2	1	16	3.1
Totals		0	183:42	16-40	.400	5-19	.263	6-13	.462	5	20	25	1.8	8	6	12	7	3	43	3.1

Player Averages

Games Played	Minutes/ game	Points/ game	FG Pct	3FG Pct	FT Pct	Rebounds/ game	Assists/ game	Turnovers/ game	Assist/Turnover ratio	Steals/ game	Blocks/ game
14	13.1	3.1	40.0	26.3	46.2	1.8	0.4	0.9	0.5	0.2	0.5



2025-26 Arkansas Women's Basketball
Individual Game-by-Game
All games

Page 7/12
as of Jan 10, 2026

#21 CHLARSON, Ashlynn

Opponent	Date	GS	MIN	Total		3-Pointers		Free throws		Rebounds				PF	A	TO	BLK	STL	PTS	AVG
				FG-FGA	PCT	3FG-3FGA	PCT	FT-FTA	PCT	OFF	DEF	TOT	AVG							
Louisiana Tech	11/04/2025		20:13	4-8	.500	1-1	1.000	2-3	.667	5	6	11	11.0	2	0	0	1	1	11	11.0
Ark.-Pine Bluff	11/07/2025		17:26	2-5	.400	0-1	.000	0-0	.000	2	8	10	10.5	1	0	0	4	1	4	7.5
Central Ark.	11/10/2025		09:38	3-5	.600	0-0	.000	2-3	.667	4	5	9	10.0	1	0	1	0	0	8	7.7
Southeastern La.	11/13/2025		13:41	2-6	.333	0-0	.000	3-6	.500	4	4	8	9.5	5	0	0	1	0	7	7.5
at Texas Tech	11/16/2025	*	16:01	1-1	1.000	1-1	1.000	0-0	.000	0	4	4	8.4	3	0	0	1	0	3	6.6
Little Rock	11/20/2025	*	12:26	3-3	1.000	0-0	.000	0-0	.000	1	1	2	7.3	2	0	2	0	2	6	6.5
vs Drake	11/25/2025	*	20:08	2-9	.222	0-1	.000	1-2	.500	3	1	4	6.9	2	0	3	1	1	5	6.3
vs Southern Ill.	11/26/2025	*	16:57	1-3	.333	0-1	.000	0-0	.000	0	4	4	6.5	2	0	1	2	0	2	5.8
Harvard	11/30/2025	*	11:58	1-1	1.000	0-0	.000	3-4	.750	0	1	1	5.9	2	0	1	0	0	5	5.7
at SMU	12/04/2025	*	22:15	1-6	.167	0-1	.000	0-0	.000	6	3	9	6.2	5	0	1	0	0	2	5.3
Jackson St.	12/07/2025	*	26:24	3-7	.429	0-0	.000	0-0	.000	0	9	9	6.5	4	4	2	2	1	6	5.4
at Missouri St.	12/13/2025	*	20:18	5-10	.500	0-0	.000	0-1	.000	3	4	7	6.5	5	0	2	2	0	10	5.8
Kansas City	12/17/2025	*	16:35	0-2	.000	0-0	.000	0-0	.000	1	1	2	6.2	1	0	1	1	2	0	5.3
SFA	12/20/2025	*	16:57	2-5	.400	0-0	.000	2-2	1.000	3	3	6	6.1	2	0	1	2	0	6	5.4
Arkansas St.	12/28/2025	*	11:58	0-2	.000	0-0	.000	0-0	.000	1	3	4	6.0	1	0	1	0	0	0	5.0
Vanderbilt	01/01/2026	*	13:05	1-1	1.000	0-0	.000	0-0	.000	1	1	2	5.8	3	0	1	1	0	2	4.8
at Alabama	01/04/2026	*	17:35	1-4	.250	1-1	1.000	0-0	.000	0	1	1	5.5	2	1	1	1	0	3	4.7
South Carolina	01/08/2026	*	16:11	0-1	.000	0-0	.000	0-0	.000	1	1	2	5.3	4	0	2	1	1	0	4.4
Totals		14	299:46	32-79	.405	3-7	.429	13-21	.619	35	60	95	5.3	47	5	20	20	9	80	4.4

Player Averages

Games Played	Minutes/ game	Points/ game	FG Pct	3FG Pct	FT Pct	Rebounds/ game	Assists/ game	Turnovers/ game	Assist/Turnover ratio	Steals/ game	Blocks/ game
18	16.7	4.4	40.5	42.9	61.9	5.3	0.3	1.1	0.3	0.5	1.1



2025-26 Arkansas Women's Basketball
Individual Game-by-Game
All games

Page 8/12
as of Jan 10, 2026

#22 DEAS, Bonnie

Opponent	Date	GS	MIN	Total		3-Pointers		Free throws		Rebounds				PF	A	TO	BLK	STL	PTS	AVG
				FG-FGA	PCT	3FG-3FGA	PCT	FT-FTA	PCT	OFF	DEF	TOT	AVG							
Louisiana Tech	11/04/2025	*	32:24	8-20	.400	4-9	.444	5-6	.833	3	2	5	5.0	1	3	4	0	3	25	25.0
Ark.-Pine Bluff	11/07/2025	*	23:27	4-11	.364	2-4	.500	2-2	1.000	3	8	11	8.0	3	6	0	0	1	12	18.5
Central Ark.	11/10/2025	*	36:55	5-15	.333	1-1	1.000	7-9	.778	4	8	12	9.3	5	2	2	0	2	18	18.3
Southeastern La.	11/13/2025	*	22:25	0-7	.000	0-1	.000	2-2	1.000	2	4	6	8.5	5	2	4	0	1	2	14.3
at Texas Tech	11/16/2025	*	33:22	5-15	.333	2-4	.500	1-1	1.000	2	7	9	8.6	2	1	3	1	0	13	14.0
Little Rock	11/20/2025	*	29:13	5-10	.500	1-2	.500	4-5	.800	5	10	15	9.7	1	3	3	1	0	15	14.2
vs Drake	11/25/2025	*	29:29	2-7	.286	0-1	.000	5-8	.625	7	6	13	10.1	4	3	4	0	2	9	13.4
vs Southern Ill.	11/26/2025	*	31:00	3-11	.273	1-8	.125	6-8	.750	1	7	8	9.9	1	2	3	0	1	13	13.4
Harvard	11/30/2025	*	23:49	4-8	.500	0-1	.000	0-2	.000	3	2	5	9.3	4	1	1	0	2	8	12.8
at SMU	12/04/2025	*	22:25	2-16	.125	0-3	.000	2-2	1.000	6	8	14	9.8	5	2	2	0	1	6	12.1
Jackson St.	12/07/2025	*	32:51	4-12	.333	0-2	.000	4-7	.571	2	9	11	9.9	3	5	2	0	1	12	12.1
at Missouri St.	12/13/2025	*	20:50	6-14	.429	0-2	.000	0-0	.000	3	5	8	9.8	3	1	2	0	3	12	12.1
Kansas City	12/17/2025	*	31:31	6-14	.429	1-3	.333	1-1	1.000	9	7	16	10.2	5	7	6	0	4	14	12.2
SFA	12/20/2025	*	22:22	2-10	.200	0-2	.000	1-2	.500	5	8	13	10.4	4	1	2	1	1	5	11.7
Arkansas St.	12/28/2025	*	29:13	2-13	.154	0-3	.000	3-5	.600	2	10	12	10.5	2	4	6	1	1	7	11.4
Vanderbilt	01/01/2026	*	16:55	1-6	.167	0-2	.000	3-4	.750	1	4	5	10.2	2	0	2	0	2	5	11.0
at Alabama	01/04/2026	*	21:57	3-8	.375	1-2	.500	2-2	1.000	1	7	8	10.1	2	2	1	0	1	9	10.9
South Carolina	01/08/2026	*	18:19	2-6	.333	1-1	1.000	0-0	.000	0	3	3	9.7	2	1	3	0	0	5	10.6
Totals			18 478:28	64-203	.315	14-51	.275	48-66	.727	59	115	174	9.7	54	46	50	4	26	190	10.6

Player Averages

Games Played	Minutes/ game	Points/ game	FG Pct	3FG Pct	FT Pct	Rebounds/ game	Assists/ game	Turnovers/ game	Assist/Turnover ratio	Steals/ game	Blocks/ game
18	26.6	10.6	31.5	27.5	72.7	9.7	2.6	2.8	0.9	1.4	0.2



2025-26 Arkansas Women's Basketball
Individual Game-by-Game
All games

Page 9/12
as of Jan 10, 2026

#23 ROBINSON, Emily

Opponent	Date	GS	MIN	Total		3-Pointers		Free throws		Rebounds				PF	A	TO	BLK	STL	PTS	AVG
				FG-FGA	PCT	3FG-3FGA	PCT	FT-FTA	PCT	OFF	DEF	TOT	AVG							
Louisiana Tech	11/04/2025	*	31:27	5-11	.455	1-2	.500	0-0	.000	2	2	4	4.0	4	4	0	0	2	11	11.0
Ark.-Pine Bluff	11/07/2025	*	20:53	5-7	.714	3-5	.600	2-2	1.000	1	1	2	3.0	0	2	0	0	1	15	13.0
Central Ark.	11/10/2025	*	36:18	4-5	.800	2-3	.667	2-2	1.000	1	4	5	3.7	1	2	0	0	0	12	12.7
Southeastern La.	11/13/2025	*	33:53	4-8	.500	2-3	.667	2-3	.667	0	4	4	3.8	0	3	1	1	1	12	12.5
at Texas Tech	11/16/2025	*	28:36	2-6	.333	1-2	.500	3-4	.750	0	2	2	3.4	3	2	2	0	0	8	11.6
Little Rock	11/20/2025	*	19:21	2-5	.400	0-0	.000	3-5	.600	2	0	2	3.2	0	4	2	0	0	7	10.8
vs Drake	11/25/2025	*	29:01	4-6	.667	0-1	.000	1-1	1.000	1	3	4	3.3	3	4	3	0	2	9	10.6
vs Southern Ill.	11/26/2025	*	28:46	3-8	.375	3-7	.429	0-0	.000	0	4	4	3.4	1	1	1	0	0	9	10.4
Harvard	11/30/2025	*	26:42	0-4	.000	0-4	.000	0-2	.000	0	4	4	3.4	0	1	3	0	1	0	9.2
at SMU	12/04/2025	*	25:56	1-6	.167	0-2	.000	0-0	.000	0	3	3	3.4	0	3	2	1	0	2	8.5
Jackson St.	12/07/2025	*	32:17	4-10	.400	2-6	.333	1-4	.250	1	4	5	3.5	0	3	0	0	0	11	8.7
at Missouri St.	12/13/2025	*	40:00	3-8	.375	1-6	.167	5-6	.833	0	6	6	3.8	0	2	1	0	0	12	9.0
Kansas City	12/17/2025	*	35:19	3-7	.429	1-2	.500	0-0	.000	1	6	7	4.0	2	1	4	0	0	7	8.8
SFA	12/20/2025	*	22:10	2-7	.286	0-3	.000	1-1	1.000	0	5	5	4.1	2	0	1	0	0	5	8.6
Arkansas St.	12/28/2025	*	34:11	3-6	.500	2-4	.500	1-1	1.000	2	4	6	4.2	1	0	7	0	1	9	8.6
Vanderbilt	01/01/2026	*	28:08	2-3	.667	1-2	.500	0-0	.000	0	3	3	4.1	1	0	4	0	0	5	8.4
at Alabama	01/04/2026	*	20:56	1-2	.500	1-2	.500	1-2	.500	0	1	1	3.9	1	4	3	0	3	4	8.1
South Carolina	01/08/2026	*	18:46	1-4	.250	1-1	1.000	0-0	.000	0	0	0	3.7	3	1	1	0	0	3	7.8
Totals		18	512:40	49-113	.434	21-55	.382	22-33	.667	11	56	67	3.7	22	37	35	2	11	141	7.8

Player Averages

Games Played	Minutes/ game	Points/ game	FG Pct	3FG Pct	FT Pct	Rebounds/ game	Assists/ game	Turnovers/ game	Assist/Turnover ratio	Steals/ game	Blocks/ game
18	28.5	7.8	43.4	38.2	66.7	3.7	2.1	1.9	1.1	0.6	0.1



2025-26 Arkansas Women's Basketball
Individual Game-by-Game
All games

Page 10/12
as of Jan 10, 2026

#25 GALEA, Danika

Opponent	Date	GS	MIN	Total		3-Pointers		Free throws		Rebounds				PF	A	TO	BLK	STL	PTS	AVG
				FG-FGA	PCT	3FG-3FGA	PCT	FT-FTA	PCT	OFF	DEF	TOT	AVG							
Ark.-Pine Bluff	11/07/2025		07:49	0-0	.000	0-0	.000	0-0	.000	0	3	3	3.0	1	0	0	0	0	0	0.0
Southeastern La.	11/13/2025		03:53	0-0	.000	0-0	.000	0-0	.000	0	2	2	2.5	0	0	0	0	0	0	0.0
at Texas Tech	11/16/2025		11:33	2-2	1.000	0-0	.000	1-2	.500	1	4	5	3.3	2	1	0	1	0	5	1.7
Little Rock	11/20/2025		08:14	4-4	1.000	0-0	.000	0-0	.000	0	1	1	2.8	2	0	1	0	0	8	3.3
Vanderbilt	01/01/2026		04:40	0-0	.000	0-0	.000	0-0	.000	0	0	0	2.2	0	0	0	0	0	0	2.6
at Alabama	01/04/2026		10:16	1-1	1.000	0-0	.000	0-0	.000	0	2	2	2.2	0	0	0	1	0	2	2.5
South Carolina	01/08/2026		09:43	1-4	.250	0-0	.000	0-2	.000	1	2	3	2.3	2	0	3	0	0	2	2.4
Totals		0	56:08	8-11	.727	0-0	.000	1-4	.250	2	14	16	2.3	7	1	4	2	0	17	2.4

Player Averages

Games Played	Minutes/ game	Points/ game	FG Pct	3FG Pct	FT Pct	Rebounds/ game	Assists/ game	Turnovers/ game	Assist/Turnover ratio	Steals/ game	Blocks/ game
7	8.0	2.4	72.7	0.0	25.0	2.3	0.1	0.6	0.3	0.0	0.3



2025-26 Arkansas Women's Basketball
Individual Game-by-Game
All games

Page 11/12
as of Jan 10, 2026

#34 LAWRENCE, Jenna

Opponent	Date	GS	MIN	Total		3-Pointers		Free throws		Rebounds				PF	A	TO	BLK	STL	PTS	AVG
				FG-FGA	PCT	3FG-3FGA	PCT	FT-FTA	PCT	OFF	DEF	TOT	AVG							
Louisiana Tech	11/04/2025		14:01	2-5	.400	0-2	.000	0-0	.000	0	4	4	4.0	1	1	1	3	0	4	4.0
Ark.-Pine Bluff	11/07/2025		18:48	7-8	.875	5-5	1.000	7-9	.778	0	1	1	2.5	1	2	0	1	1	26	15.0
Central Ark.	11/10/2025		19:49	2-7	.286	1-5	.200	4-4	1.000	1	3	4	3.0	2	2	1	2	1	9	13.0
Southeastern La.	11/13/2025		12:03	0-3	.000	0-2	.000	0-0	.000	0	2	2	2.8	3	1	1	1	0	0	9.8
at Texas Tech	11/16/2025		11:32	1-2	.500	1-2	.500	0-0	.000	0	1	1	2.4	4	2	2	0	1	3	8.4
Little Rock	11/20/2025		22:46	7-10	.700	3-5	.600	0-0	.000	1	5	6	3.0	2	1	1	1	1	17	9.8
vs Drake	11/25/2025		22:22	6-10	.600	2-4	.500	0-0	.000	0	5	5	3.3	1	2	0	0	1	14	10.4
vs Southern Ill.	11/26/2025		16:08	3-7	.429	1-5	.200	4-4	1.000	1	4	5	3.5	0	0	1	1	0	11	10.5
Harvard	11/30/2025		10:03	1-3	.333	1-1	1.000	0-0	.000	0	1	1	3.2	1	0	0	1	0	3	9.7
at SMU	12/04/2025		17:45	4-9	.444	3-5	.600	2-4	.500	5	3	8	3.7	2	0	0	2	0	13	10.0
Jackson St.	12/07/2025		23:30	6-11	.545	3-7	.429	0-0	.000	1	7	8	4.1	2	0	3	1	1	15	10.5
at Missouri St.	12/13/2025		29:10	6-14	.429	1-5	.200	4-4	1.000	3	5	8	4.4	2	0	1	1	1	17	11.0
Kansas City	12/17/2025		20:34	4-10	.400	2-6	.333	3-3	1.000	0	3	3	4.3	1	2	2	1	2	13	11.2
SFA	12/20/2025		30:55	9-18	.500	2-6	.333	4-5	.800	2	9	11	4.8	1	0	3	3	1	24	12.1
Arkansas St.	12/28/2025		24:04	3-6	.500	2-4	.500	4-4	1.000	1	8	9	5.1	5	1	5	1	1	12	12.1
Vanderbilt	01/01/2026		19:45	4-6	.667	0-1	.000	5-5	1.000	2	6	8	5.3	3	1	3	2	0	13	12.1
at Alabama	01/04/2026		11:29	0-2	.000	0-2	.000	0-0	.000	0	2	2	5.1	1	0	0	1	0	0	11.4
South Carolina	01/08/2026	*	25:06	1-10	.100	1-5	.200	0-0	.000	2	4	6	5.1	3	0	1	0	2	3	10.9
Totals		1	349:51	66-141	.468	28-72	.389	37-42	.881	19	73	92	5.1	35	15	25	22	13	197	10.9

Player Averages

Games Played	Minutes/ game	Points/ game	FG Pct	3FG Pct	FT Pct	Rebounds/ game	Assists/ game	Turnovers/ game	Assist/Turnover ratio	Steals/ game	Blocks/ game
18	19.4	10.9	46.8	38.9	88.1	5.1	0.8	1.4	0.6	0.7	1.2



2025-26 Arkansas Women's Basketball
Individual Game-by-Game
All games

Page 12/12
as of Jan 10, 2026

#44 ARCHER, Maryn

Opponent	Date	GS	MIN	Total		3-Pointers		Free throws		Rebounds				PF	A	TO	BLK	STL	PTS	AVG
				FG-FGA	PCT	3FG-3FGA	PCT	FT-FTA	PCT	OFF	DEF	TOT	AVG							
Louisiana Tech	11/04/2025	*	07:28	1-1	1.000	1-1	1.000	0-0	.000	1	0	1	1.0	3	2	3	0	1	3	3.0
Ark.-Pine Bluff	11/07/2025	*	16:35	0-1	.000	0-1	.000	2-2	1.000	1	0	1	1.0	0	1	2	0	1	2	2.5
Central Ark.	11/10/2025	*	18:10	1-3	.333	1-3	.333	0-0	.000	0	2	2	1.3	2	1	2	0	1	3	2.7
Southeastern La.	11/13/2025	*	13:39	0-2	.000	0-1	.000	2-2	1.000	0	1	1	1.3	0	1	1	0	2	2	2.5
at Texas Tech	11/16/2025		05:02	0-1	.000	0-0	.000	0-0	.000	0	0	0	1.0	0	0	1	0	0	0	2.0
Little Rock	11/20/2025		10:32	1-1	1.000	1-1	1.000	2-2	1.000	0	1	1	1.0	2	2	0	0	0	5	2.5
Harvard	11/30/2025		08:56	1-2	.500	1-1	1.000	0-0	.000	0	0	0	0.9	1	0	2	0	0	3	2.6
at SMU	12/04/2025		02:16	0-0	.000	0-0	.000	1-2	.500	0	0	0	0.8	0	1	0	0	0	1	2.4
Jackson St.	12/07/2025		06:08	0-0	.000	0-0	.000	2-2	1.000	0	0	0	0.7	0	0	0	0	0	2	2.3
at Missouri St.	12/13/2025		16:27	2-3	.667	0-1	.000	0-0	.000	0	3	3	0.9	3	0	3	0	2	4	2.5
SFA	12/20/2025		04:56	1-2	.500	0-1	.000	0-0	.000	1	0	1	0.9	0	0	1	0	0	2	2.5
Arkansas St.	12/28/2025		05:00	0-2	.000	0-1	.000	0-0	.000	0	0	0	0.8	0	2	0	0	1	0	2.3
Vanderbilt	01/01/2026		13:24	1-1	1.000	0-0	.000	2-2	1.000	0	2	2	0.9	2	0	1	0	1	4	2.4
at Alabama	01/04/2026		06:00	0-3	.000	0-2	.000	0-0	.000	0	0	0	0.9	0	0	1	0	0	0	2.2
South Carolina	01/08/2026		02:43	0-0	.000	0-0	.000	0-0	.000	0	0	0	0.8	0	0	0	0	0	0	2.1
Totals		4	137:15	8-22	.364	4-13	.308	11-12	.917	3	9	12	0.8	13	10	17	0	9	31	2.1

Player Averages

Games Played	Minutes/ game	Points/ game	FG Pct	3FG Pct	FT Pct	Rebounds/ game	Assists/ game	Turnovers/ game	Assist/Turnover ratio	Steals/ game	Blocks/ game
15	9.2	2.1	36.4	30.8	91.7	0.8	0.7	1.1	0.6	0.6	0.0

2025-26 Razorback Women's Basketball Photo Roster



1 Maria Anais Rodriguez
F | So. | 6-1



3 Harmonie Ware
G | Fr. | 5-10



7 Cristina Sanchez
F | Jr. | 6-1



10 Taleyah Jones
G | Sr. | 5-10



11 Wyvette Mayberry
G | R-Sr. | 5-7



15 Jada Bates
G | So. | 6-3



21 Ashlynn Chlarson
C | Jr. | 6-3



22 Bonnie Deas
G | Fr. | 5-9




23 Emily Robinson
G | Jr. | 5-10



24 Aisha Hassan
G | Fr. | 5-7



25 Danika Galea
C | So. | 6-3



34 Jenna Lawrence
F | Jr. | 6-3



44 Maryn Archer
G | R-Jr. | 5-9



HC Kelsi Musick
Head Coach



AC Lacey Goldwire
Assistant Coach



AC Nick Bradford
Assistant Coach



AC Alex Furr
Assistant Coach



AC Brad Johnson
Assistant Coach



OPS Amber Shirey
Director of Operations



DEV Greg Gilman
Director of On-Court Dev.

