

ARKANSAS RAZORBACKS

2025-26 SCHEDULE / RESULTS

		NOVEMBER		all times CT	
3	Fri	14/15	-/- SOUTHERN	SEC Network	W 109 77
8	Sat	14/15	22/21 at Michigan State	FOX	L 66 69
11	Tues	21/21	-/- CENTRAL ARKANSAS	SECN+	W 93 56
14	Fri	21/21	-/- SAMFORD	SECN+	W 79 75
18	Tues	21/22	-/- WINTHROP	SECN+	W 84 83
21	Fri	21/22	-/- JACKSON STATE	SECN+	W 115 61

		CBS THANKSGIVING CLASSIC • Chicago (United Center)			
27	Thurs	22/21	4/4 vs Duke	CBS	L 71 80

DECEMBER

		ESPN ACC/SEC CHALLENGE			
3	Wed	25/23	6/6 LOUISVILLE	ESPN	W 89 80
at NORTH LITTLE ROCK (Simmons Bank Arena)					
6	Sat	25/23	-/- vs Fresno State	SECN+	W 82 58
		REVOCUIT REMATCH • Dallas (American Airlines Center)			
13	Sat	17/17	16/16 vs Texas Tech	ESPN2	W 93 86
16	Tues	14/14	-/- QUEENS	SEC Network	W 108 80
		NEVER FORGET TRIBUTE CLASSIC • Newark (Prudential Center)			
20	Sat	14/14	8/8 vs Houston	CBS	L 71 80
29	Mon	18/18	-/- JAMES MADISON	SECN+	W 103 74

JANUARY

3	Sat	18/18	19/20 TENNESSEE *	ESPN2	W 86 75
7	Wed	15/15	-/- at Ole Miss *	SEC Network	W 94 87
10	Sat	15/15	rv/- at Auburn *	ESPN	L 73 95
14	Wed	17/17	-/- SOUTH CAROLINA *	SEC Network	W 108 74
17	Sat	17/17	21/22 at Georgia *	ESPN2	L 76 90
20	Tues	20/20	15/14 VANDERBILT *	ESPN	8:00 pm
24	Sat		LSU *	SEC Network	7:30 pm
27	Tues		at Oklahoma *	ESPN/2	6:00 pm
31	Sat		KENTUCKY *	ESPN	5:30 pm

FEBRUARY

7	Sat		at Mississippi State *	ESPN/2	11:00 am
10	Tues		at LSU *	SEC Network	8:00 pm
14	Sat		AUBURN *	ESPN/2	7:30 pm
18	Wed		at Alabama *	ESPN/2/U	6:00 pm
21	Sat		MISSOURI *	ESPN/2	3 or 3:30 pm
25	Wed		TEXAS A&M *	ESPN/2/U	8:00 pm
28	Sat		at Florida *	ESPN/2	7:30 pm

MARCH

4	Wed		TEXAS *	ESPN/2/U	6:00 pm
7	Sat		at Missouri *	ESPN/2/U	11:00 am

		SEC TOURNAMENT • Nashville (Bridgestone Arena)			
11-15		SEC TOURNAMENT			

		NCAA 1st & 2nd ROUNDS			
19 & 21		Buffalo, N.Y. • Greenville, S.C. • Oklahoma City, Okla. • Portland, Ore.			
20 & 22		Tampa, Fla. • Philadelphia, Pa. • San Diego, Calif. • St. Louis, Mo.			

		NCAA REGIONALS			
26 & 28		SOUTH: Houston, Texas • WEST: San Jose, Calif.			
27 & 29		EAST: Washington, D.C. • MIDWEST: Chicago, Ill.			

APRIL

		NCAA FINAL FOUR • Indianapolis (Lucas Oil Stadium)			
4	Sat	NCAA FINAL FOUR			
6	Mon	NCAA CHAMPIONSHIP			

Home Games in CAPS || * - SEC Games

Arkansas Media Guide

1994 NCAA CHAMPION	4 NAISMITH HALL OF FAMERS	6 FINAL FOURS	11 ELITE EIGHTS	15 SWEET SIXTEENS	31 CONF TITLES	33 ALL AMERICANS	37 NCAA BERTHS	49 NBA DRAFT PICKS	1995 NCAA RUNNER-UP
--------------------	---------------------------	---------------	-----------------	-------------------	----------------	------------------	----------------	--------------------	---------------------

MBB SID: Mike Cawood • EMAIL: tmcawood@uark.edu • CELL: 479-236-2090 • SID OFFICE: 350 North Razorback Road | Fayetteville, AR 72701 • BUD WALTON ARENA: 1720 Nolan Richardson Drive | Fayetteville, AR 72701



GAME 19

ARKANSAS RAZORBACKS AT GEORGIA BULLDOGS

January 20, 2026 • Tuesday • 8 pm (CT)
Fayetteville, Ark. • Bud Walton Arena / Nolan Richardson Court (19,200)



OVERALL 13-5
SEC 3-2

#20/20 ARKANSAS RAZORBACKS

John Calipari (Clarion '82) vs. VU: 28-6
at UA: 35-19 (2nd yr) Collegiate: 890-282 (34th yr)



OVERALL 16-2
SEC 3-2

#15/14 VANDERBILT COMMODORES

Mark Byington (UNCW '88) Career: 256-152 (13th yr)
at VU: 36-15 (2nd yr)

Versus Vanderbilt

- This will be the 47th meeting between Arkansas and Vanderbilt. The Razorbacks own a 31-15 advantage in the series, including a 30-14 margin in SEC meetings.
- In games played in Fayetteville, Arkansas leads 16-5.
- Arkansas has won 9 of the last 12 games. However, Vandy did win three straight recently, including two games Bud Walton Arena.

Cal 10 Wins From 900

- With Arkansas' win over Samford on Nov. 11, Razorback head coach John Calipari recorded his 880th career win as an NCAA Division I coach, passing Dean Smith for sixth all-time.
- Coach Cal now has 890 on-court wins and is 10 shy of reaching 900 wins as head coach of an NCAA Division I program.
- Currently, only four coaches have at least 900 on-court wins as head coach while at NCAA Division I programs: **Mike Krzyzewski (1,202)**; **Jim Boeheim (1,116)**; **Roy Williams (903)** and **Bob Knight (902)**. (Note: **Bob Huggins**, **Jim Calhoun** and **Cliff Ellis** reached at least 900 career wins, but not all came as head coach at DI programs.)
- St. John's Rick Pitino (898 wins) and Coach Cal (890) are on pace to reach the 900-win milestone this season.

Acuff Adds to Midseason Watch Lists

- Razorback guard Darius Acuff Jr. added two more midseason watch lists honors to his resume as he was named to both the **Oscar Robertson Award** and **Wayman Tisdale Award**, both awards voted on by the U.S. Basketball Writers Association.
- Acuff is 1 of 25 on the midseason watch list for the Oscar Robertson Award, which goes to the National Player of the Year, and he is 1 of 15 on the midseason watch list for the Wayman Tisdale Award, which goes to the National Freshman of the Year.
- Acuff, a five-time SEC Freshman of the Week, was recognized on **Wooden Award Midseason Top 25 Watch List**
- Midseason All-American *3rd team) by College Hoops Today AND The Sporting News

On a Heater

- Darius Acuff Jr. has been on an absolute heater the last 12 games.
- WAS THE SEC FRESHMAN OF THE WEEK FIVE STRAIGHT WEEKS**
- 1st SEC player to win FOW five straight weeks
- 1 of 13 to earn FOW honor at least 5 times in a year
- 2x Dick Vitale's Diaper Dandy of the Week (12/5 and 1/5)**
- Added Naismith National Player of the Week (1/5)**
- NCAA March Madness National Freshman of the Week (1/5)**
- ACUFF last 12 gms:
21.7 ppg (254 tot.) • 38.2% 3PT (26-of-68) • 7.25 apg (87 tot) • 3.2 A/TO (27 TO)
^7x Scored 20-plus
^7x Handed out 7-plus assists **NOW LEADS THE SEC IN ASSISTS (6.3 avg)**
^7x Had 2 turnovers or less

Rare Loss

- Sometimes the stats don't match the score. Saturday's 14-point loss at Georgia was one of those games for Arkansas.
- Arkansas out-rebounded Georgia 43-35 but fell to 10-2 this year and 23-4 in the Cal era in such games.
- Arkansas forced Georgia into 17 turnovers but fell to 4-1 this year



TV: ESPN
Karl Ravech (PxP)
Jimmy Dykes (Analyst)



RADIO: Learfield Razorback Sports Network
Chuck Barrett (PxP)
Matt Zimmerman (Analyst)
Arkansas Gameday App
Radio Affiliates

SATELLITE RADIO:
Sirius: 84 || XM: 84
SXM App/Online Channel 84

MOST RECENT MEETINGS:

	W	L	N (Nashville)
03/11/2017	W	76-62	N (Nashville)
02/10/2018	W	72-54	H
02/05/2019	W	69-66	H
03/06/2019	W	84-48	A
01/15/2020	W	75-55	H
03/11/2020	W	86-73	N (Nashville)
01/23/2021	W	92-71	A
01/04/2022	L	75-74	H
01/14/2023	15/-	L 97-84	A
02/27/2024	L	85-82	H
03/13/2024	W	90-85 (OT)	N (Nashville)
03/04/2025	W	90-77	A

'25-26 NCAA STAT COMPARISON (BOLD = Leads Conf)

89.7	15th	Scoring Off.	91.4	10th
77.4	282nd	Scoring Def.	73.9	188th
+12.2	45th	Scoring Margin	+17.5	14th
.487	40th	FG%	.496	24th
.439	194th	FG% Def.	.410	52nd
.384	16th	3PT%	.368	45th
9.1	92nd	3PT Made/Gm	10.3	38th
.314	93rd	3PT% Def.	.288	18th
25.2	37th	FTA/Gm	24.1	58th
.757	62nd	FT%	.769	32nd
19.1	24th	FT Made/Gm	18.5	38th
37.4	113th	Reb./Gm	37.3	115th
11.7	150th	Off. Rebs	10.6	237th
25.8	130th	Def. Rebs	26.8	63rd
+3.0	136th	Reb. Margin	+3.4	120th
1.71	14th	A/TO Ratio	1.87	7th
17.3	45th	Assists/Gm	18.1	20th
+2.3	72nd	TO Margin	4.1	18th
12.4	161st	TO Forced	13.8	78th
10.1	36th	TO/Gm	9.7	18th
8.2	72nd	Steals/Gm	9.4	24th
35.2	17th	Bench Pts/Gm	24.3	159th
5.1	25th	Blocks/Gm	5.2	17th
.558	43rd	Effective FG%	.578	19th
21.3	2nd	Fastbreak Pts	13.5	75th
16.0	60th	Fouls/Gm	19.8	321st

CALIPARI COUNTDOWN TO 900 ON-COURT DI WINS

0 | 0 | 1 | 0

THE RAZORBACKS

No.	Name	Pronunciation	Pos.	Yr.	Ht.	Wt.	Hometown	High School / Previous School / Team	Wing Span	Standing Reach	Max Vertical
0	Jaden Karuletwra	Car-Rue-leh-Twah	G	So.	6-4	195	Sun Valley, Calif.	Village Christian HS	6-3	8-3	32
1	Meleek Thomas		G	Fr.	6-5	185	Pittsburgh, Pa.	Overtime Elite (Ga.) – City Reapers	6-6	8-4	39
2	Amere Brown	Uh-Meer	G	Fr.	5-9	180	Pittsburgh, Pa.	Woodland Hills HS	6-0	7-7	29
5	Darius Acuff Jr.		G	Fr.	6-3	190	Detroit, Mich.	IMG Academy (Fla.)	6-5.5	8-2	39.5
7	Trevon Brazile	Trev-In “Brazil”	F	Sr.	6-10	230	Springfield, Mo.	Kickapoo HS / Missouri	7-4	9-2	41
11	Karter Knox		W	So.	6-6	220	Tampa, Fla.	Overtime Elite (Ga.) – RWE	6-10	8-10	38
12	Malique Ewin	You-in	F	Sr.	6-10	240	Lawrenceville, Ga.	Berkmar HS / Florida State	7-2	9-2	35.5
14	Ayden Kelley		G	So.	5-10	170	Memphis, Tenn.	Northpoint Christian (Miss.) School	6-1.5	7-7	33
15	Elmir Džafić	El-Meer JAWF-ich	C	Fr.	7-0	285	Tuzla, Bosnia-Herzegovina	KK Bosna Sarajevo	7-2	9-2	26.5
21	D.J. Wagner		G	Jr.	6-4	190	Camden, N.J.	Camden HS / Kentucky	6-5.5	8-3	37
23	Nick Pringle		F	Gr. Sr.	6-10	230	Seabrook, S.C.	Whale Branch HS / South Carolina	6-11	9-0.5	33
24	Billy Richmond III		W	So.	6-6	205	Memphis, Tenn.	Camden (N.J.) HS	6-9	8-8.5	42
30	Isaiah Sealy		W	Fr.	6-7	195	Springdale, Ark.	Springdale HS	6-8	8-6.5	39
35	Karim Rtail	Kuh-Reem Ruh-Tail	W	Fr.	6-7	205	Beirut, Lebanon	Neptūnas-Akvaservis	6-9.5	8-9.75	31.75
99	Paulo Semedo	suh-MAY-dough	F	Fr.	7-1	225	Luanda, Angola	West Oaks (Orlando, Fla.) Academy	7-6	9-4	31.5

Head Coach: John Calipari (Clarion, 1982)

Associate Head Coach: Kenny Payne (Louisville, 2003)

Associate Head Coach: Chin Coleman (Lamar, 1997)

Assistant Coach/Recruiting Coordinator: Chuck Martin (Monmouth, 1993)

Assistant Coach/Dir. of On-Court Player Development: Brad Calipari (Kentucky, 2019)

Special Assistant to the Head Coach: Bruiser Flint (Saint Joseph's, 1987)

Basketball Assistant: Tyler Ullis

General Manager: Chris Woolard (UCLA, 1997)

Director of Operations: Riley Hall (Arkansas, 2016)

Dir. of Student-Athlete Devel./Mid-South Recruiting: Ronnie Brewer (Arkansas, 2015)

Video Coordinator: Kevin Butty (San Diego State, 2020)

Chief of Staff: Lunetha Pryor

Head Athletic Trainer: Matt Townsend (Idaho, 2017)

Head Strength Coach: Dave Richardson (Louisiana-Monroe, 1989)

Graduate Assistants: Dorian Aluyi (Ferris State '22) • Timajh Parker-Rivera (Towson '16) • Xavier Pina (Florida Gulf Coast '25) • Ray Surratt (Kentucky '24)



Jaden KARULETWA
Communications



Meleek THOMAS
Communications



Amere BROWN
Communications



Darius ACUFF Jr.
Communications



Trevon BRAZILE
Communications



John CALIPARI
Head Coach



Kenny PAYNE
Associate Head Coach



Karter KNOX
Communications



Malique EWIN
Sociology



Ayden KELLEY
Business



Elmir DŽAFIĆ
Education



D.J. WAGNER
Communications



Chin COLEMAN
Associate Head Coach



Chuck MARTIN
Assistant Coach/
Recruiting Coordinator



Nick PRINGLE
Alabama '24 (Comm Studies)
• 2nd degree Arts & Sciences



Billy RICHMOND III
Communications



Isaiah SEALY
Communications



Karim RTAIL
Recreation & Sport
Management



Paulo SEMEDO
Business



Brad CALIPARI
Asst. Coach / Director of On-
Court Player Development



Bruiser FLINT
Special Assistant to
the Head Coach



Tyler ULLIS
Basketball Assistant



Chris WOOLARD
General Manager



Riley HALL
Director of Operations



Ronnie BREWER
Dir. of Student-Athlete Development
& Mid-South Recruiting



Kevin BUTTY
Video Coordinator



Dave RICHARDSON
Head Strength & Condition-
ing Coach



Matt TOWNSEND
Head Athletic Trainer

ESPN'S 10 COLLEGE BASKETBALL TEAMS WITH THE MOST NBA PROSPECTS

- Duke Cameron Boozer (No. 3), Dame Sarr (No. 10), Isaiah Evans (No. 20), Patrick Ngongba (No. 27), Nikolas Khamenia (No. 34). Others Cayden Boozer, Sebastian Wilkins
- Houston Chris Cenac Jr. (No. 7), Joseph Tugler (No. 23), Kingston Flemings (No. 37), Isiah Harwell (No. 45). Others: Milos Uzan (No. 55), Emanuel Sharp (No. 89)
- Arizona Koa Peat (No. 8), Dwayne Aristode (No. 32), Brayden Burries (No. 41), Motiejus Krivas (No. 49). Others: Ivan Kharchenkov (No. 52), Jaden Bradley (No. 100), Sidi Gueye
- UConn Braylon Mullins (No. 12), Alex Karaban (No. 40) Others: Eric Reibe (No. 53), Solo Ball (No. 59), Others: Tarris Reed Jr., Jaylin Stewart, Silas Demary Jr.
- ARKANSAS DARIUS ACUFF JR. (NO. 16), MELEEK THOMAS (NO. 26), KARTER KNOX (NO. 38). OTHERS: TREVON BRAZILE, D.J. WAGNER, BILLY RICHMOND III, MALIQUE EWIN**
- Florida 7. Kentucky 8. Michigan 9. Illinois 10. BYU

ESPN: RANKING MEN'S BASKETBALL FRESHMAN AT THE MIDSEASON

- Cameron Boozer, Duke
- A.J. Dybantsa - BYU
- Caleb Wilson, North Carolina
- DARIUS ACUFF JR, ARK**
- Kingston Flemings, G, Houston
- Keaton Wagler, Illinois
- Ebuka Okorie, Stanford
- Brayden Burries & Koa Peat , Arizona
- Hannes Steinbach, Washington
- Thijs De Ridder, Virginia

REST OF THE BEST

- Tounde Yessoufou, Baylor
Braylon Mullins, UConn
Nate Ament, Tennessee
Kayden Mingo, Penn State

— ESPN's Jeff Borzello (Jan. 15, 2026)

and 12-2 in the Cal era in such games.

On a personal level:

- ^ **Karter Knox** grabbed seven rebounds but Arkansas fell to 8-1 this year and 13-3 overall in games Knox gets at least 5 boards.
- ^ **Darius Acuff Jr.** scored 20 points and Arkansas fell to 12-3 this year when at least one Hog scores at least 20.

Billy G.O.A.T

- Billy Richmond III may have played his best overall SEC game at Georgia.
- ^ 12 points 1 shy of SEC Career High 6 FG made ties career high 11 FG Att set career high
- ^ 8 rebounds season high (1 shy of career high) led the team
- ^ 3 blocked shots career high 1 was rejecting Somto Cyril at the rim [WATCH](#)

Acuff Rockets Up NCAA/SEC Rankings; 1st in SEC in Assists, 2nd Among NCAA FR in Assists

- Darius Acuff Jr. recent run of success over the last 10 games has shot him up the NCAA/SEC rankings.
- After the 1st 7 GMS: Acuff averaged 4.4 assists & ranked **119th NCAA/7th SEC** & averaged 17.4 ppg to rank **126th NCAA/11th SEC**
- Current Season Avg.: Acuff averages 6.3 assists/gm & ranked **19th NCAA/1st SEC** & averages 19.8 ppg to rank **39th NCAA/4th SEC**
- ACUFF LEADS THE SEC (22nd NCAA) in TOTAL ASSISTS WITH 113.**

Acuff 1 of 3 in NCAA to Average 19 Points and 6.0 Assists

- Darius Acuff is 1 of only 4 players in the NCAA to average 18 points and 6 assists.
- ^ Christian Anderson, Texas Tech So. 19.8 pts 7.4 assists
- ^ Boopie Miller, SMU Sr. 20.3 pts 6.8 assists
- ^ DARIUS ACUFF JR., ARKANSAS Fr. 19.8 pts 6.3 assists**

Acuff Pads Stats vs Nation's Best

- Darius Acuff is averaging:
- SEASON: 19.8 points and 6.3 assists
- vs 7 AP Top 25: 21.4 points and 6.5 assists (150 pts and 46 assists)**
- vs 11 Non-Ranked Opp: 18.7 points and 6.1 assists (206 pts and 67 assists)

DA Had 13 Assists and 0 Turnovers vs South Carolina; Team 27 to 4

- Darius Acuff is coming off an impressive performance in a win over South Carolina. He **registered his third double-double with 18 points and 13 assists with zero turnovers.**
- ^ Thanks to his efforts, Arkansas dished out a season-high 27 assists, and the Razorbacks only committed four turnovers
- ^ His 13 assists ties for 6th-most by a Razorback in a game overall, ranks 2nd-most by a Razorback in an SEC game and second-most by a Razorback frosh.
- Earlier this season versus Queens, Acuff had 23 points, 10 assists and zero turnovers.
- According to Rashad Phillips, since the turnover stat has been tracked, there's only been three individual games in NCAA history in which a FRESHMAN posted at least 18 points, 10 assists and zero turnovers.**
- ^ Acuff has done it twice in a seven-game span.**

NCAA FRESHMAN WITH AT LEAST 18 PTS • 10 ASSISTS • 0 TURNOVERS (according to Rashad Phillips)

Darius Acuff Jr.	ARK	vs South Carolina	01/14/26	18 pts • 13 assists • 0 turnovers
Darius Acuff Jr.	ARK	vs Queens	12/16/25	23 pts • 10 assists • 0 turnovers
RJ Barrett	DUKE	vs NC State	02/16/19	23 pts • 10 assists • 0 turnovers

Thomas Has Near Perfect Night vs South Carolina

- Meleek Thomas **led Arkansas with 21 points and a career-high four steals** in the win over South Carolina.
- ^ He only missed one shot going **8-of-9 FG 5-of-5 3PT**
- ^ He is just the fifth Razorback to making 100% of his triples. Patrick Beverley was 6-of-6 and 3 others were 5-f-5.
- With his performance, Thomas is now making 40.5% of his 3-pointers this season (45-of-111).
- ^ HE RANKS 2nd AMONG ALL NCAA FRESHMEN IN 3PT% (39.3)**
- ^ He ranks 3rd among NCAA freshmen in 3's made per game (2.56)

Notes from the South Carolina Blowout

- Last year, in Columbia, Arkansas was blown out, 72-53, thanks to then Gamecock **Nick Pringle** getting 18 points (7-of-11 FG • 4-of-5 FT) and nine rebounds with two steals. After the setback, Arkansas bounced back to win at Vanderbilt, 90-77.
- This year, after an embarrassing 22-point loss at Auburn, Arkansas bounced back to throttle South Carolina, 108-74.
- ^ **Pringle**, now a Razorback, had his best game of the season with 15 points (5-of-9 FG 5-of-6 FT) with a team-high seven

NBA OPENING DAY ROSTERS

- The Razorbacks have nine players on 2025-26 NBA opening day rosters.
- The last two years, Arkansas had 11 #ProHogs on NBA rosters to mark the most Razorbacks in the NBA in the same season. The previous best was nine players in the 1992-93 season and 1995-96 season.
- Arkansas is one of 10 NCAA programs to have at least nine players on NBA opening day rosters. Arkansas is also second among SEC programs.
- Razorback head coach John Calipari has an NBA-best 26 players on NBA opening day rosters.

RAZORBACKS ON OPENING DAY ROSTERS (9)

- #0 Anthony Black, Orlando Magic
- #21 Daniel Gafford, Dallas Mavericks
- #11 Isaiah Joe, Oklahoma City Thunder
- #4 Moses Moody, Golden State Warriors
- #9 Bobby Portis, Milwaukee Bucks
- #3 Nick Smith Jr., Los Angeles Lakers
- #1 Adou Thiero, Los Angeles Lakers
- #27 Jordan Walsh, Boston Celtics
- #6 Jaylin Williams, Oklahoma City Thunder

CALIPARI PLAYERS ON OPENING DAY ROSTERS (26)

- #13 Bam Adebayo, C/F, Miami Heat
- #1 Devin Booker, G, Phoenix Suns
- #3 Anthony Davis, F/C, Dallas Mavericks
- #4 Rob Dillingham, G, Minnesota Timberwolves
- #11 Justin Edwards, SF, Philadelphia 76ers
- #4 De'Aaron Fox, G, San Antonio Spurs
- #2 Shai Gilgeous-Alexander, G, Oklahoma City Thunder
- #14 Tyler Herro, G, Miami Heat
- #22 Isaiah Jackson, F, Indiana Pacers
- #3 Keldon Johnson, F/G, San Antonio Spurs
- #0 Tyrese Maxey, PG, Philadelphia 76ers
- #0 Malik Monk, G, Sacramento Kings
- #27 Jamal Murray, G, Denver Nuggets
- #5 Immanuel Quickley, G, Toronto Raptors
- #30 Julius Randle, F/C, Minnesota Timberwolves
- #12 Antonio Reeves, G, New Orleans Pelicans
- #2 Nick Richards, C, Phoenix Suns
- #17 Shaedon Sharpe, G, Portland Trail Blazers
- #15 Reed Sheppard, G, Houston Rockets
- #1 Adou Thiero, Los Angeles Lakers
- #00 Jacob Toppin, F, Atlanta Hawks
- #32 Karl-Anthony Towns, C/F, New York Knicks
- #34 Oscar Tshiebwe, F/C, Utah Jazz
- #2 Jarred Vanderbilt, F, Los Angeles Lakers
- #22 Cason Wallace, G, Oklahoma City Thunder
- #25 PJ Washington, F, Dallas Mavericks

MOST NBA PLAYERS ON OPENING DAY ROSTER (including 2-way)

1	Kentucky	27
2	Duke	24
3	UCLA	14
4	Arizona	14
5	Kansas	11
	Gonzaga	11
	Michigan	11
8	USC	10
9	Arkansas	9
	Baylor	9

CALIPARI vs SEC SCHOOLS

1	Kentucky	27
	(COACH CAL	26)
2	Arkansas	9
3	Alabama	8
	Florida	8
5	Auburn	7
6	Texas	6
	Tennessee	6
	LSU	6
9	Vanderbilt	5
	Missouri	5
11	Georgia	4
	Oklahoma	4
	Texas A&M	4
14	South Carolina	3
15	Mississippi State	1
16	Ole Miss	0

PLAYER MISCELLANEOUS STATS

* - Indicates played in some games but redshirted that season

LED HIS TEAM IN SCORING (INCLUDES TIES)

Player	21-22	22-23	23-24	24-25	25-26	Career
Acuff Jr.	-	-	-	-	10	10
Brazile	0	2 *	0	1	4	7
Ewin	-	0	-	6	1	7
Knox	-	-	-	3	0	3
Pringle	1	1	0	1	0	3
Richmond III	-	-	-	1	0	1
Thomas	-	-	-	-	4	4
Wagner	-	-	2	2	0	4

LED HIS TEAM IN REBOUNDING (INCLUDES TIES)

Player	21-22	22-23	23-24	24-25	25-26	Career
Brazile	7	5 *	12	9	6	39
Ewin	-	0	-	17	4	21
Knox	-	-	-	1	4	5
Pringle	1	2	8	11	4	28
Richmond III	-	-	-	4	2	6
Thomas	-	-	-	-	1	1
Wagner	-	-	2	0	0	2

LED HIS TEAM IN ASSISTS (INCLUDES TIES)

Player	21-22	22-23	23-24	24-25	25-26	Career
Acuff Jr.	-	-	-	-	14	14
Ewin	-	0	-	2	0	2
Pringle	0	0	1	1	0	2
Richmond III	-	-	-	1	1	2
Thomas	-	-	-	-	3	3
Wagner	-	-	7	16	2	25

DOUBLE-FIGURE SCORING GAMES

Player	21-22	22-23	23-24	24-25	25-26	Career
Acuff Jr.	-	-	-	-	18	18
Brazile	4	6 *	9	10	10	38
Ewin	-	1	-	23	9	33
Knox	-	-	-	14	7	21
Pringle	1	5	13	14	3	36
Richmond III	-	-	-	6	8	14
Sealy	-	-	-	-	2	2
Thomas	-	-	-	-	14	14
Wagner	-	-	13	22	8	43

DOUBLE FIGURE REBOUNDING GAMES

Player	21-22	22-23	23-24	24-25	25-26	Career
Brazile	1	2 *	4	4	3	14
Ewin	-	0	-	9	1	10
Knox	-	-	-	0	2	2
Pringle	1	2	4	5	0	12

DOUBLE FIGURE ASSISTS GAMES

Player	21-22	22-23	23-24	24-25	25-26	Career
Acuff Jr.	-	-	-	-	3	3
Wagner	-	-	1	0	0	1

DOUBLE-DOUBLES

Player	21-22	22-23	23-24	24-25	25-26	Career
Acuff Jr.	-	-	-	-	3	3
Brazile	0	2 *	4	4	3	13
Ewin	-	0	-	9	1	10
Knox	-	-	-	0	2	2
Pringle	1	2	3	3	0	9
Wagner	-	-	1	0	0	1

TRIPLE-DOUBLES

Player	21-22	22-23	23-24	24-25	25-26	Career
--						

20+ POINT SCORING GAMES

Player	21-22	22-23	23-24	24-25	25-26	Career
Acuff	-	-	-	-	10	10
Brazile	0	3 *	0	0	4	7
Ewin	-	0	-	4	2	6
Knox	-	-	-	2	1	3
Thomas	-	-	-	-	4	4
Wagner	-	-	2	1	0	3

30+/40+ POINT SCORING GAMES

Player	21-22	22-23	23-24	24-25	25-26	Career
--						

1+/3+ THREE-POINTERS MADE IN A GAME

Player	21-22	22-23	23-24	24-25	25-26	Career
Acuff	-	-	-	-	17/7	17/7
Brazile	10/0	5/3 *	15/2	14/2	9/4	53/11
Ewin	-	0	-	0	2/0	2/0
Karuletwa	-	-	-	0	1/0	1/0
Kelley	-	-	-	0	1/0	1/0
Knox	-	-	-	21/5	12/3	33/8
Richmond III	-	-	-	2/0	6/0	8/0
Thomas	-	-	-	-	18/9	18/9
Wagner	-	-	16/3	23/4	11/2	50/9

rebounds (tying his career-high with six offensive boards) and tying his SEC career-high with three assists.

^ Razorback rookies **Meleek Thomas** (21 points and four steals) and **Darius Acuff Jr.** (18 points and 13 assists) led the Hogs.

^ Arkansas dished out a season-high 27 assists, and the Razorbacks only committed four turnovers.

- **The Razorbacks also dominated in the specialty stats, outscoring South Carolina 22-2 in points off turnovers, 66-36 in points in the paint, 32-7 in fastbreak points, and 47-15 in bench scoring.**

- For Arkansas, this was the fifth time to score at least 100 points this season and the 108 total tied for the sixth-most in an SEC game.
- ^ The Hog's 34-point victory ties for the sixth-largest margin of victory in an SEC game.

An Elite Schedule

- Arkansas made history as the first team (on record) to schedule all the teams that advanced to the NCAA Elite 8 the previous year, four SEC opponents and four non-conference opponents.

- **The Razorbacks will face the Final Four teams**

Houston (in Newark) Duke (in Chicago) Florida (in Gainesville) Auburn (a home-and-home)

- **The Razorbacks will face the other Elite 8 teams**

Tennessee (in Fayetteville) Alabama (in Fayetteville) Texas Tech (in Dallas) Michigan State (in East Lansing)

These are the (Fast) Breaks; 2nd in the NCAA

- After getting out-scored 48-39 in fastbreak points through three SEC games....

^ Arkansas returned to form vs South Carolina and out-scored the Gamecocks, 32-7 in fastbreak points.

^ Arkansas out-scored NCAA leader Georgia, 25-23, in fastbreak points in the loss Saturday.

- Arkansas is averaging 21.33 fastbreak points for the season, which ranks 2nd-best in the NCAA (2nd to UGA's 24.72).

- The Hogs have had 30-plus fastbreak points five times this season.

^ 32 vs South Carolina ^ 32 vs Southern ^ 30 vs Central Arkansas ^ 34 vs Jackson State ^ 31 vs James Madison

- **ON THE DEFENSIVE END, ARKANSAS IS ONLY ALLOWING 10.7 FASTBREAK POINTS PER GAME (193 TOTAL).**

Shooting the 3 ... 16th in NCAA in 3PT%; 1st IN THE SEC

- Despite its sub-par performances from 3-point range this season versus Tennessee (7-of-23; 30.4%) and at Georgia (5-of-21; 23.8%), **Arkansas ranks 1st in the SEC in 3-point percentage at 16th in the NCAA at 38.4%.**

- Arkansas was much better from deep in its other three SEC games:

^ Then, Arkansas shot 41.7% (10-of-24) from deep at Ole Miss.

^ Arkansas was 8-of-21 (38.1%) from deep at Auburn.

^ Arkansas was 8-of-21 (38.1%) for a 2nd-straight game vs South Carolina.

- **OVER THE LAST 10 GAMES Arkansas is 40.85% from deep (96-of-235).**

^ its percent jumped from **35.3%** to **38.4%**

^ its NCAA ranking improved from **121st** to **16th**

^ Over the last 10 games from 3PT: **Meleek Thomas 44.8% (26-58)** **Darius Acuff Jr. 40.7% (22-54)**

- Also, **D.J. Wagner** **10-of-24 (41.7%) from deep the last 8 games.**

^ Wagner was just 11-of-36 (30.6%) from deep the first 10 games.

Hogs' 2-Point Shooting is On Pace for UA Record AGAIN

- Arkansas is shooting 48.7% (554-of-1138) from the field overall – a respectable 40th in the NCAA.

^ **HOWEVER, Arkansas is an impressive 54.8% (391-of-713) inside the arc.**

^ Arkansas is on pace to break its own school record of its 2-point attempts, which was set last season.

1. 54.8% - 2025-26

2. 54.1% - 2024-25

3. 53.8% - 1993-94

Owning The Ball • 14th in NCAA in A/TO (2nd SEC) • 27 ASTS/4 TO vs USC

- Arkansas had a season-high 27 assists versus just four turnovers in the win over South Carolina.

^ The numbers were not as good at Georgia, dishing out 13 assists with 18 turnovers.

- **Still, the Razorbacks rank 14th in the NCAA (2nd in the SEC) in assist-to-turnover ratio at 1.71.**

^ Arkansas averages 17.3 assists (45th in the NCAA) and commits just 10.1 turnovers per game (37th NCAA).

- **Arkansas had a positive assist-turnover ratio in each of its first 13 games** and 14 of the 18.

- Arkansas has dished out at least 15 assists in 11 times this season and kept its turnovers to single digits 9 times.

Bench "Warmers"

- Meleek Thomas came off the bench and led Arkansas with 21 points vs South Carolina and Malique Ewin came off the bench to score 18 points against the Gamecocks.

- Arkansas ranks **17th in the NCAA** (3rd in the SEC) in bench scoring at 35.22 ppg,

^ Meleek Thomas ranks 2nd on the team in scoring and is averaging 15.3 ppg,

^ Malique Ewin ranks 4th in the team in scoring is averaging 9.6 ppg

^ Billy Richmond III is averaging 8.4.

^ This year, Meleek Thomas has scored 20-plus four times and and 15-plus 10 times.

^ Malique Ewin has scored 20-plus points twice and posted a double-double at Auburn.

- **THOMAS IS THE ONLY RAZORBACK TO MAKE A 3-POINTER IN ALL 18 GAMES.**

5 "Made for TV" Games on the Non-Con Schedule; DUKE GAME ON CBS MAKES HISTORY

- As tracked by On3, Arkansas ranks second this season in the most-watched men's college basketball teams, according to Nielsen TV ratings data. Here is the full Top 10 through Dec. 22 with Arkansas opponents in bold.

1. Michigan State 2. **Arkansas** 3. Duke 4. North Carolina 5. Kentucky

6. Kansas 7. Louisville 8. Indiana 9. UConn 10. Purdue

- **Nov. 8 at Michigan State**

^ On the first weekend of college basketball with college football in the forefront of everyone's minds, FOX averaged more than 1.67 million viewers for that primetime telecast. At the time, it was the network's most-watched, regular-season broadcast since a UConn-Gonzaga game December 2024 that averaged more than 1.71 million.

- **Nov. 27 vs Duke in Chicago on CBS on Thanksgiving**

^ **"CBS Sports Thanksgiving Classic" was the most-watched regular-season college basketball game on ANY NETWORK since the 1992-93 Season with 6.813 Million Viewers. Viewership for Duke-Arkansas Increased +32% vs. last year's Thanksgiving Game between Arkansas and Illinois.**

^ Note: the largest regular-season, college basketball viewership for any network came on Feb. 21, 1993 • Purdue-Indiana, with 7.225 million viewers on CBS.

^ Last year, the Arkansas-Illinois game on Thanksgiving in Kansas City on CBS. 5.1 million viewers tuned in to make it – at the time – the 2nd largest, regular-season college basketball television audience since 2008.

Freshmen Sensations (Stats Thru 1/18)

• NCAA TOP FRESHMEN SCORING DUOS

1. Arkansas	35.11 ppg • 632 pts in 18 gms	Darius Acuff Jr. • 356 pts (19.8)	Meleek Thomas • 276 pts (15.3)
2. Illinois	28.11 ppg • 506 pts in 18 gms	Keaton Wagler • 290 pts (16.1)	David Mirkovic • 216 pts (12.0)
3. Penn State	22.22 ppg • 400 pts in 18 gms	Kayden Mingo • 228 pts (15.2)	Melih Tunca • 172 pts (9.6)

• For the season, Acuff ranks

- Assists/GM	6.3	NCAA: 19th
- Scoring	19.8	NCAA: 39th
- Assist/TO Ratio	2.90	NCAA: 55th
- 3's Made/GM	2.22	NCAA: 209th

• For the season, Thomas ranks

- 3PT%	39.3%	NCAA: 66th
- 3's Made/GM	2.56	NCAA: 105th
- Scoring	15.3	NCAA: 247th

NCAA FR: 2nd	SEC: 1st
NCAA FR: 4th	SEC: 4th
NCAA FR: 6th	SEC: 2nd
NCAA FR: 13th	SEC: 12th

NCAA FR: 2nd	SEC: 6th
NCAA FR: 4th	SEC: 7th
NCAA FR: 21st	SEC: 18th

Acuff Named SEC Freshman of the Week 1 (12/08)

• Arkansas guard Darius Acuff Jr. averaged 17.5 points, nine assists and five rebounds in wins over #6 Louisville and Fresno State to be named the **SEC Men's Basketball Freshman of the Week**.

• In the win over #6 Louisville:

- ^ Recorded his **first career double-double with 17 points and a career-high 10 assists** while adding five rebounds.
- ^ Scored 11 of his 17 points in the second half. Specifically, Acuff finished the game scoring 9 of the Hogs' final 15 points (3-5 FG • 3-3 FT) with an assist and a rebound.

• In the win over Fresno State:

- ^ Had a **game-high 18 points and eight assists** with just one turnover and five rebounds.
- ^ Spurred a second-half surge. He scored 11 second-half points (4-of-6 FG • 3-of-5 3PT) with five assists. During a 22-6 run to start the second half, Acuff scored 8 of his 11 second-half points (3-3 FG • 2-2 3PT) with an assist and a steal.

Acuff Repeats SEC Freshman of the Week II (12/12)

• Darius Acuff Jr. scored 20 points to go with eight assists, four rebounds and a block in the 93-86 win over #16 Texas Tech in the Revocruit Rematch to earn his second SEC Freshman of the Week honors (12/12) and **was additionally named Dick Vitale's Diaper Dandy Freshman of the Week**.

• Versus Texas Tech, Acuff scored 20 points with eight assists (vs 2 turnovers) ... He was +17 in the seven-point win.

Acuff Triples Up On SEC Freshman of the Week III (12/22)

- For the third straight week, Razorback guard Darius Acuff Jr. was named the **SEC Men's Basketball Freshman of the Week**.
- For the week, Acuff averaged 25 points, 8.5 assists, 4.0 rebounds and 2.0 steals in a win over Queens and a loss to #8 Houston.
- **Versus Queens**, Acuff scored a then career-high 23 while tying his career-high with 10 assists for his second double-double of the season. He had zero turnovers, was 4-of-6 from 3-point range and added a career-high three steals in the win.
- **Versus Houston**, Acuff scored a then career-high 27 points to go with seven assists and five rebounds against #8 Houston. Acuff tied a career high with nine field goals made and had a career high in FT made (8) and FT attempted (11). He also dished out seven assists - his sixth-straight game with at least 5 assists (averaging 8.0 over the six-game span)..

Acuff Earns 4th Straight SEC Freshman of the Week IV (1/5); Adds Multiple Honors

- Razorback Darius Acuff Jr. was named the **Jersey Mike's Naismith Men's College Basketball Player of the Week**, the **NCAA March Madness National Freshman of the Week**, **Dick Vitale's Diaper Dandy of the Week**, and, **for the fourth straight time, the SEC Freshman of the Week**.
- **Acuff became just the fifth player in SEC history to earn SEC Freshman of the Week honors four consecutive times. The other four were also coached by John Calipari**, including **John Wall** 2009-10, **Nerlens Noel** 2012-13, **Devin Booker** 2014-15, and **TyTy Washington** 2021-22.
- For the week, Acuff averaged 23 points and five assists while shooting 57.1% from the field, including 46.2% from 3-point, in wins over James Madison and Tennessee.
- **Vs JMU**: Acuff had a 17-point, six-assist performance. He led Arkansas to a 48-28 halftime cushion with 12 points (5-of-9 FG) and five assists in the period.
- **Vs Tennessee**: Acuff scored a career-high 29 points (9-of-16 FG • 8-of-9 FT) and made two clutch 3-pointers late in the second half.
 - ^ In the first half versus the Vols, he scored 10 points, but 9 of the 10 were critical points. After Tennessee opened the game on a 7-0 run, Acuff scored Arkansas's first 7 points to make the score 9-7 in UT's favor. He also gave Arkansas a one-point lead at the break with his pull-up jumper with two seconds left.
 - ^ In the second half, Acuff scored 19 points (5-of-8 FG • 2-of-3 3PT • 7-of-7 FT). With Arkansas **down two (53-51 with 12 minutes to play)**, **Acuff scored 16 of the Hogs' final 35 points**, including a 3-pointer with 3:49 left and Arkansas clinging to a 2-point lead as the shot clock was running out, as well as a 3-pointer with 2:09 left to cap an 8-0 run to put the Hogs up 11.

Acuff Wins SEC Frosh of the Week for a Record 5th Straight Time (1/12)

- For a record-setting fifth-straight time, Arkansas guard Darius Acuff Jr. was selected as the **SEC Freshman of the Week (1/12)**.
 - ^ For the second consecutive week, Acuff averaged over 20 points (22.5 pts) and 5.0 assists.
 - ^ Playing in his first two career SEC road games, Acuff led the Hogs in scoring in both games.
- At Ole Miss, Acuff led the Hogs to a win by scoring 26 points and dishing out nine assists. With the Rebels making a comeback attempt, Acuff scored 20 of his 26 points in the second half while handing out six of his nine assists in the period.
- At Auburn, he also led Arkansas in scoring with 19 points.
- Acuff is the first player in SEC history to earn the honor in five consecutive weeks and is the 13th player in league history (since the award started in 1988) to earn the honor at least five times in a season. **Players to earn SEC Freshman of the Week at least 5 times in a season:**
 - ^ Chris Jackson (LSU) 1989 5 times
 - ^ James Robinson (Alabama) 1991 6 times (won it 6 times in an 8-week span)
 - ^ John Wall (UK) 2010 5 times
 - ^ Brandin Knight (Kentucky) 2011 6 times
 - ^ Terrence Jones (Kentucky) 2011 5 times
 - ^ Bradley Beal (Florida) 2012 6 times
 - ^ Devin Booker (Kentucky) 2015 5 times
 - ^ Jabari Smith (Auburn) 2022 6 times

TEAM MISCELLANEOUS STATS

RECORD BREAKDOWN

At Bud Walton Arena	2025-26: 10-0	Cal Era: 23-4
On The Road	2025-26: 1-3	Cal Era: 5-9
Neutral Site (includes NLR)	2025-26: 2-2	Cal Era: 7-6
White "Razorbacks" Uni	2025-26: 7-0	Cal Era: 18-4 *
White "94 "Razorbacks" Uni	2025-26: 2-2	Cal Era: 2-3
White "Hog" Uni	2025-26: 3-0	Cal Era: 8-1
Cardinal "Arkansas" Uni	2025-26: 1-2	Cal Era: 4-7
Cardinal "94 "Razorbacks" Uni	2025-26: 0-1	Cal Era: 3-4

* L at Mizzou '25 wearing white

STARTING THE GAME

When ARK wins tip	2025-26: 7-2	Cal Era: 25-11
When OPP wins tip	2025-26: 7-3	Cal Era: 11-8
When ARK scores first	2025-26: 6-2	Cal Era: 18-10
When OPP scores first	2025-26: 6-3	Cal Era: 16-9

LEADS AND DEFICITS

Leading at the half	2025-26: 12-1	Cal Era: 27-3
• 2025-26: home: 9/10-0 road: 1-1 neutral 1-0		
Trailing at the half	2025-26: 1-4	Cal Era: 8-13
• 2025-26: home: 0-0 road: 0-3 neutral 1-1		
Tied at the half	2025-26: 0-0	Cal Era: 0-1
• 2025-26: home: 0-0 road: 0-0 neutral 0-0		
'25-26 W/ 10:00 left	Leading: 11-1 Trailing: 2-4 Tied: 0-0	
• Cal Era	Leading: 31-5 Trailing: 4-14 Tied: 0-0	
'25-26 W/ 5:00 left	Leading: 13-0 Trailing: 0-5 Tied: 0-0	
• Cal Era	Leading: 32-1 Trailing: 3-17 Tied: 0-1	
'25-26 W/ 2:00 left	Leading: 12-0 Trailing: 1-5 Tied: 0-0	
• Cal Era	Leading: 30-1 Trailing: 3-17 Tied: 1-1	
'25-26 in OT	ALL: 0-0 OT: 0-0 2OT: 0-0 3OT: 0-0	
• Cal Era	ALL: 0-0 OT: 0-0 2OT: 0-0 3OT: 0-0	
1 Possession GMS (3 pts or less)	2025-26: 1-1	Cal Era: 5-4
GMS decided by 4-to-10 pts	2025-26: 4-2	Cal Era: 11-9
GMS decided by 11-to-20 pts	2025-26: 1-1	Cal Era: 8-4
GMS decided by 21-plus pts	2025-26: 6-1	Cal Era: 10-2

PLAYER SCORING

Only 1 Hog in Double Figures	2025-26: 0-0	Cal Era: 0-0
2 Hogs in Double Figures	2025-26: 0-0	Cal Era: 3-3
3 Hogs in Double Figures	2025-26: 1-2	Cal Era: 7-6
4 Hogs in Double Figures	2025-26: 7-2	Cal Era: 12-6
5 Hogs in Double Figures	2025-26: 3-0	Cal Era: 9-2
6 Hogs in Double Figures	2025-26: 2-0	Cal Era: 3-0
7 Hogs in Double Figures	2025-26: 1-0	Cal Era: 3-0
8+ Hogs in Double Figures	2025-26: 0-0	Cal Era: 0-0
At Least 1 Hog Scores 20+	2025-26: 12-3	Cal Era: 23-7
2 Hogs Score 20+	2025-26: 1-1	Cal Era: 5-3
3+ Hogs Score 20+	2025-26: 2-0	Cal Era: 2-0

TEAM SCORING

	ARK	OPP
30-39 pts	'25-26: 0-0 Cal Era: 0-0	'25-26: 0-0 Cal Era: 1-0
40-49 pts	'25-26: 0-0 Cal Era: 0-0	'25-26: 0-0 Cal Era: 1-0
50-59 pts	'25-26: 0-0 Cal Era: 0-2	'25-26: 2-0 Cal Era: 4-0
60-69 pts	'25-26: 0-1 Cal Era: 2-8	'25-26: 1-1 Cal Era: 9-4
70-79 pts	'25-26: 1-3 Cal Era: 10-5	'25-26: 5-0 Cal Era: 11-6
80-89 pts	'25-26: 4-1 Cal Era: 8-4	'25-26: 5-1 Cal Era: 8-5
90-99 pts	'25-26: 3-0 Cal Era: 9-0	'25-26: 0-3 Cal Era: 1-4
100+ pts	'25-26: 5-0 Cal Era: 6-0	'25-26: 0-0 Cal Era: 0-0

ARK SHOOTING PCT

	F6%	3PT%
50% or Better	'25-26: 8-0 Cal Era: 19-0	'25-26: 4-0 Cal Era: 6-0
40% - 49.9%	'25-26: 5-4 Cal Era: 14-12	'25-26: 1-1 Cal Era: 8-3
30% - 39.9%	'25-26: 0-1 Cal Era: 1-6	'25-26: 8-2 Cal Era: 14-6
20% - 29.9%	'25-26: 0-0 Cal Era: 0-1	'25-26: 0-2 Cal Era: 5-3
19.9% or Worse	'25-26: 0-0 Cal Era: 0-0	'25-26: 0-0 Cal Era: 2-7

OPP SHOOTING PCT

	F6%	3PT%
50% or Better	'25-26: 2-2 Cal Era: 4-3	'25-26: 0-0 Cal Era: 0-0
40% - 49.9%	'25-26: 7-3 Cal Era: 16-15	'25-26: 3-2 Cal Era: 8-4
30% - 39.9%	'25-26: 3-0 Cal Era: 11-2	'25-26: 5-2 Cal Era: 12-9
20% - 29.9%	'25-26: 1-0 Cal Era: 3-0	'25-26: 3-0 Cal Era: 8-4
19.9% or Worse	'25-26: 0-0 Cal Era: 0-0	'25-26: 2-1 Cal Era: 7-2

REBOUNDING/TURNOVERS

Out-rebounding opponent	2025-26: 10-2	Cal Era: 23-4
Out-rebounded by opp.	2025-26: 3-3	Cal Era: 11-15
Rebounds are even	2025-26: 0-0	Cal Era: 1-0
Grabbing 10+ off reb	2025-26: 9-4	Cal Era: 16-13
Forcing 15+ turnovers	2025-26: 4-1	Cal Era: 12-2
Committing less than 15 TO	2025-26: 13-3	Cal Era: 30-13
Committing single-digit TO	2025-26: 9-0	Cal Era: 15-3

BY MONTH

In November	2025-26: 5-2	Cal Era: 10-4
In December	2025-26: 5-1	Cal Era: 11-1
In January	2025-26: 3-2	Cal Era: 4-8
In February	2025-26: 0-0	Cal Era: 5-3
In March	2025-26: 0-0	Cal Era: 5-3
In April	2024-25: 0-0	Cal Era: 0-0

PLAYER MISCELLANEOUS STATS

* - Indicates played in some games but redshirted that season

5+ REBOUNDS IN A GAME

Player	21-22	22-23	23-24	24-25	25-26	Career
Acuff	-	-	-	-	5	5
Brazile	16	6 *	15	19	14	70
Ewin	-	1	-	21	9	31
Knox	-	-	-	7	9	16
Pringle	2	5	17	20	10	54
Richmond III	-	-	-	6	7	14
Sealy	-	-	-	-	1	1
Thomas	-	-	-	-	6	6
Wagner	-	-	2	4	0	6

3+/5+ ASSISTS IN A GAME

Player	21-22	22-23	23-24	24-25	25-26	Career
Acuff	-	-	-	-	16/13	16/13
Brazile	0/0	0/0 *	0/0	1/0	2/0	3/0
Ewin	-	0/0	-	3/0	1/0	4/0
Knox	-	-	-	3/1	2/0	5/1
Pringle	0/0	0/0	2/0	3/0	2/0	7/0
Richmond III	-	-	-	7/1	4/1	11/2
Thomas	-	-	-	-	8/3	8/3
Wagner	-	-	20/7	26/13	8/2	54/22

3+ BLOCKS IN A GAME

Player	21-22	22-23	23-24	24-25	25-26	Career
Brazile	5	1 *	4	3	2	15
Ewin	-	1	-	2	1	4
Knox	-	-	-	1	0	1
Pringle	0	1	1	1	1	4
Richmond III	-	-	-	-	1	1

3+ STEALS IN A GAME

Player	21-22	22-23	23-24	24-25	25-26	Career
Acuff	-	-	-	-	2	2
Brazile	0	0 *	0	4	1	5
Ewin	-	0	-	3	1	4
Pringle	1	1	0	0	0	2
Richmond III	-	-	-	0	1	1
Thomas	-	-	-	-	4	4
Wagner	-	-	3	1	2	6

DUNKS

Player	21-22	22-23	23-24	24-25	25-26	Career
Acuff	-	-	-	-	5	5
Brazile	NA	12 *	28	35	26	99
Ewin	-	NA	-	NA	23	NA
Knox	-	-	-	14	11	25
Pringle	4	23	40	32	22	119
Richmond III	-	-	-	17	13	30
Sealy	-	-	-	-	3	3
Thomas	-	-	-	-	2	2
Wagner	-	-	1	4	3	8

DYNAMIC DUO

- Darius Acuff Jr. and Meleek Thomas are the top scoring freshmen combo in the country.

FROSH PPG LEADERS (THRU 1/18)

	G	TOT	AVG
1 Cameron Boozer, Duke	18	418	23.2
2 AJ Dybantsa, BYU	18	405	22.5
3 Ebuka Okorie, Stanford	17	376	22.1
4 DARIUS ACUFF JR., ARKANSAS	18	356	19.8
5 Caleb Wilson, North Carolina	18	355	19.7
6 Gavin Sykes, Long Beach St.	19	360	18.9
7 Lewis Walker, N.C. A&T	15	276	18.4
8 Tounde Yessoufou, Baylor	17	306	18.0
9 Hannes Steinbach, Washington	15	267	17.8
10 Alex Wilkins, Furman	19	334	17.6
11 Larry Johnson, McNeese	18	297	16.5
12 Kevair Kennedy, Merrimack	19	313	16.4
13 Nick Janowski, St. Thomas (MN)	20	324	16.2
14 Ace Glass III, Washington St.	20	323	16.2
15 Keaton Wagler, Illinois	18	290	16.1
16 Thijs De Ridder, Virginia	18	289	16.1
17 Isaiah Johnson, Colorado	18	285	15.8
18 Leroy Blyden Jr., Toledo	18	281	15.6
19 Kingston Flemings, Houston	18	281	15.6
20 Nate Ament, Tennessee	18	278	15.4
21 MELEEK THOMAS, ARKANSAS	18	276	15.3
22 Kayden Mingo, Penn St.	15	228	15.2
23 Preston Edmead, Hofstra	19	286	15.1
24 DeSean Goode, Robert Morris	20	301	15.1

- ^ TyTy Washington (Kentucky) 2022 5 times
- ^ Brandon Miller (Alabama) 2023 6 times
- ^ Josh Hubbard (Miss State) 2024 5 times
- ^ Tre Johnson (Texas) 2025 5 times
- ^ **Darius Acuff Jr. (ARK) 2026** 5 times (1st to win it in 5 consecutive weeks)

Thomas Matches Acuff Excellence in JMU and UT Wins

- Meleek Thomas matched Darius Acuff's excellence last week in the wins over James Madison and #19 Tennessee.
ACUFF 23.0 ppg (46 total) 57.1% FG (16-28) 45.2% 3PT (6-13) 8-9 FT
THOMAS 23.0 ppg (46 total) 48.3% FG (14-29) 64.3% 3PT (9-14) 9-10 FT
- **JMU**, Thomas led the team with a **season-high 28 points** while making a season-high six 3-pointers ... During a 19-2 run in the first half, Thomas scored 14 with three 3-pointers and finished with 18 first-half points ... Was a **team-best +35** in 26:56 played.
- **TENNESSEE**: According to Coach Cal, kept Arkansas in the game in the first half with 12 points (5-of-7 FG • 2-of-2 3PT) ... Finished with **18 points while tying a career-high with three steals** ... Was a **team-best +21** in the 11-point win, playing 30:26.

Brazile Named SEC Player of the Week (12/15)

- Trevon Brazile recorded a double-double with 24 points and 10 rebounds in the win over #16 Texas Tech in the Revocriut Rematch to earn SEC Player of the Week honors.
^ The 24 points were one shy of a career high ... His eight field goals made (8-of-13) and four 3-pointers made (4-of-5) tied career highs ... Added two blocked shots, including one with Arkansas leading by six with 45 seconds left, to help seal the win.
- **Scored 18 points with eight rebounds in the second half** to spur the come-from-behind win ... Was 6-of-9 FG in the second half, including 2-of-2 from 3PT, and was 4-of-4 at the line with eight of his 10 rebounds ... **Overall, Brazile's two 3-pointers midway through the half started a 26-15 Razorback run** to turn a five-point deficit into a six-point lead (89-83 with 58 seconds left) ... **Brazile scored 14 of the Hogs' 26 points in the run.**

Unique Malique

- Malique Ewin is playing well of late.
^ **OVER THE LAST 7 GAMES: 13.0 ppg (91 tot) • 7.0 rpg (49 tot) • 12 BLKS • 2-of-2 3PT**
- **VS HOUSTON**
^ Season-high 20 points and grabbed nine rebounds to tie a then season high.
^ He was 5-of-9 from the field, drew 11 fouls and was 10-of-17 at the line.
- **JAMES MADISON**
^ Posted 7 points and once again tied his then season high with 9 boards
^ Added 3 steals (tying a career high)
^ For the second-straight game and third time in his last five, had two blocked shots.
- **TENNESSEE**
^ Had a respectable 12 points and 6 rebounds ... HOWEVER ... He had 10 and 5, while adding four blocked shots in the 2nd half.
- **at OLE MISS:**
^ Only played 15:09 with five points and two rebounds but was a team-best +21.
- **At Auburn:**
^ **Ewin tallied his first double-double as a Razorback** with 13 points and had 12 rebounds
- **SOUTH CAROLINA:**
^ Only played 15 minutes but scored 18 points on 8-of-10 shooting and he was 2-of-2 at the line.
- **at Georgia:**
^ Scored 12 points (4-of-9 FG • 4-of-4 FT) with seven rebounds ... five offensive.
- **Made his first 15 free throw attempts of the season, had a streak of 10 straight and is riding a streak of 8 (dating back to last two at Auburn, 2-2- vs USC, 4-4 at UGA)**
- **He is 2-of-2 from 3-point range this season making him 2-of-3 from long range for his career.**

Fort Knox

- Karter Knox had high expectations coming into the season based on the way he finished last year and his participation in the 2025 NBA Draft Combine. While some may think he is off to a slow start, the stats say different.
^ **Knox only played seven minutes at Auburn due to injury and has come off the bench versus South Carolina and at Georgia.**
- Knox has two double-doubles this season – the first two of his career.
- Versus Fresno State, scored 11 points – 9 in the second half ... with three assists ... During the 22-6 run to start the second half, Knox drained three 3-pointers and dished out two assists.
- **Versus Texas Tech, he once again excelled. In last year's NCAA Sweet 16 vs the Red Raiders, Knox had 20 points and 6 rebounds (4-of-4 3PT) ... This year, he scored 20 points and had 6 rebounds (3-of-4 3PT).**
- **Versus Tennessee, scored 9 of his 11 points and grabbed 6 of his 7 rebounds in the second half ... Made a clutch 3-pointer with 3:00 remaining as the shot clock expired to put the Hogs up 8.**
- **In 36 games last year Knox had 7 gms with 5+ rebounds Ark was 5-2 in such games**
In 16 "healthy" games this year Knox has 9 gms with 5+ rebounds Ark is in 8-1 such games
^ **Note, only played 7 minutes at Auburn due to injury**

DJ FOR 3

- D.J. Wagner is shooting at a high clip from 3-point the last 8 games. That is just a smaller indication of his 3-point shooting improvement over his career.
FROSH 28-of-96 29.2%
SOPH 41-of-135 30.4%
JUNIOR 21-of-60 35.0%
- **Also, D.J. Wagner 10-of-24 (41.7%) from deep the last 8 games.**
^ Wagner was just 11-of-36 (30.6%) from deep the first 10 games.

Burger Boys

- In the UCA and Samford games, Arkansas started four McDonald's All-Americans – D.J. Wagner ('23) • Karter Knox ('24) • Darius Acuff Jr. ('25) • Meleek Thomas ('25). It was **the first and only time** the Hogs started four McDonald's All-Americans in the same game.
- ^ In 2022-23, Arkansas started three McDonald's All-Americans: Anthony Black ('22) • Jordan Walsh ('22) • Nick Smith Jr. ('22)
- ^ In 1996-97, Arkansas started three McDonald's All-Americans: Kareem Reid ('94) • Derek Hood ('95) • Glendon Alexander ('96)

ARKANSAS IN 2025-26 RANKINGS

Thru Jan. 18



TEAM IN THE NCAA/SEC	NCAA	SEC	NO.
Assist/Turnover Ratio (361 ranked)	14	2	1.71
Assists Per Game (361 ranked)	45	5	17.3
Bench Points per game (361 ranked)	17	3	35.22
Blocks Per Game (360 ranked)	25	5	5.1
Effective FG pct (361 ranked)	43	4	0.558
Fastbreak Points (361 ranked)	2	2	21.33
Field Goal Percentage (361 ranked)	40	4	48.7
Field Goal Percentage Defense (361 ranked)	194	15	43.9
Fouls Per Game (361 ranked)	60	2	16
Free Throw Attempts Per Game (361 ranked)	37	7	25.2
Free Throw Percentage (361 ranked)	62	5	75.7
Free Throws Made Per Game (361 ranked)	24	6	19.1
Rebound Margin (361 ranked)	136	11	3
Rebounds (Defensive) Per Game (361 ranked)	130	11	25.78
Rebounds (Offensive) Per Game (361 ranked)	150	11	11.67
Rebounds Per Game (361 ranked)	113	12	37.44
Scoring Defense (361 ranked)	282	12	77.4
Scoring Margin (361 ranked)	45	7	12.2
Scoring Offense (361 ranked)	15	5	89.7
Steals Per Game (361 ranked)	72	4	8.2
Three Point Attempts Per Game (361 ranked)	181	11	23.6
Three Point Percentage (361 ranked)	16	1	38.4
Three Point Percentage Defense (361 ranked)	93	7	31.4
Three Pointers Per Game (361 ranked)	92	6	9.1
Turnover Margin (361 ranked)	72	4	2.3
Turnovers Forced Per Game (361 ranked)	161	6	12.44
Turnovers Per Game (361 ranked)	36	4	10.1
Winning Percentage (361 ranked)	55	4	72.2

RAZORBACKS IN THE NCAA/SEC	PLAYER	NCAA	SEC	NO.
Assist/Turnover Ratio (350 ranked)	Darius Acuff Jr.	56	2	2.9
Assists (341 ranked)	Darius Acuff Jr.	21	1	113
Assists Per Game (349 ranked)	Darius Acuff Jr.	19	1	6.3
Blocks (322 ranked)	Trevon Brazile	198	15	20
	Malique Ewin	223	17	19
Blocks Per Game (350 ranked)	Trevon Brazile	175	15	1.18
	Malique Ewin	236	18	1.06
Double Doubles (254 ranked)	Darius Acuff Jr.	144	8	3
	Trevon Brazile	144	8	3
	Karter Knox	254	17	2
Field Goal Attempts (344 ranked)	Darius Acuff Jr.	41	3	257
	Meleek Thomas	128	6	229
Field Goal Percentage (350 ranked)	Darius Acuff Jr.	165	8	48.6
	Meleek Thomas	346	22	40.6
Field Goals (339 ranked)	Darius Acuff Jr.	34	3	125
	Meleek Thomas	291	15	93
Free Throw Attempts (348 ranked)	Darius Acuff Jr.	268	17	82
Free Throw Percentage (349 ranked)	Darius Acuff Jr.	260	15	80.5
Free Throws (329 ranked)	Darius Acuff Jr.	224	14	66
Minutes Per Game (350 ranked)	Darius Acuff Jr.	124	3	33:05
Points (347 ranked)	Darius Acuff Jr.	40	3	356
	Meleek Thomas	253	16	276
Points Per Game (1496 ranked)	Darius Acuff Jr.	39	4	19.8
	Meleek Thomas	248	18	15.3
	Trevon Brazile	530	34	13.1
	Malique Ewin	1163	59	9.6
	Karter Knox	1389	68	8.5
	Billy Richmond III	1411	69	8.4
Rebounds (346 ranked)	Trevon Brazile	307	22	109
Rebounds (Defensive) Per Game (346 ranked)	Trevon Brazile	128	9	5.06
Rebounds (Offensive) Per Game (335 ranked)	Malique Ewin	132	8	2.61
Rebounds Per Game (348 ranked)	Trevon Brazile	242	18	6.4
Steals (348 ranked)	Meleek Thomas	176	11	29
	Trevon Brazile	308	14	25
Steals Per Game (347 ranked)	Meleek Thomas	169	12	1.61
	Trevon Brazile	255	14	1.47
Three Point Attempts (337 ranked)	Meleek Thomas	138	7	117
	Darius Acuff Jr.	310	15	98
Three Point Percentage (125 ranked)	Meleek Thomas	63	6	39.3
Three Pointers Per Game (348 ranked)	Meleek Thomas	103	7	2.56
	Darius Acuff Jr.	210	12	2.22
Total 3-point FGM (350 ranked)	Meleek Thomas	110	7	46
	Darius Acuff Jr.	206	12	40
Triple Doubles (2 ranked)	--			



JJ ANDREWS

6-6, 215, W

Little Rock, Ark. / Little Rock Christian Acad.

Pub	Rating	Natl.	Pos.	St.
247Sports	5 Star	#11	#4 SF	#1 ARK
ESPN	5 Star	#12	#5 SF	#1 ARK
247Composite	5 Star	#14	#5 SF	#1 ARK
On3 Industry	5 Star	#14	#5 SF	#1 ARK
Rivals	5 Star	#28	#8 SG	#1 Ark

• 1 of 50 players named to the 2025-26 Jersey Mike's Naismith Trophy Boys High School Player of the Year Watch List

• Tabbed third team 2025-26 MaxPreps preseason All-America and listed by the website as the #3 small forward in the country

• 2024-25 Gatorade Arkansas Boys Basketball Player of the Year

• 2025 Arkansas Democrat-Gazette All-Arkansas Preps Boys Player of the Year

• Three-time All-State pick

• Led the Warriors to the 2025 Class 5A state quarterfinals ... Averaged 28.5 points, 10.1 rebounds, 3.3 assists and two blocks ... Scored 2,201 pts thru his junior season



ABDOU TOURE

6-5, 205, W

West Haven, Conn. / Notre Dame HS

Pub	Rating	Natl.	Pos.	St.
On3 Industry	4 Star	#29	#8 SG	#1 CT
Rivals	4 Star	#29	#9 SG	#1 CT
ESPN	4 Star	#31	#13 SF	#1 CT
247Composite	4 Star	#34	#15 SF	#1 CT
247Sports	4 Star	#36	#17 SF	#1 CT

• 1 of 50 players named to the 2025-26 Jersey Mike's Naismith Trophy Boys High School Player of the Year Watch List

• Two-time Connecticut MaxPreps Player of the Year (2024 and 2025)

• Also a two-time CTInsider.com Player of the Year and first team All-State selection (2024 and 2025)

• Named the 2024-25 Connecticut Gatorade Player of the Year after averaging 25.1 points per game as a junior

• Ended his junior season as the program's all-time leading scorer with over 1,400 points.

• Has helped Notre Dame compile a 52-2 record with two state championships over the past two years.

COACH CAL RADIO SHOW TV SHOW

*TUESDAY, NOVEMBER 4, 2025
MONDAY, NOVEMBER 10, 2025
MONDAY, NOVEMBER 17, 2025
MONDAY, DECEMBER 1, 2025
MONDAY, DECEMBER 8, 2025
MONDAY, DECEMBER 15, 2025
MONDAY, JANUARY 5, 2026
MONDAY, JANUARY 12, 2026
MONDAY, JANUARY 19, 2026
MONDAY, FEBRUARY 16, 2026
MONDAY, FEBRUARY 23, 2026
MONDAY, MARCH 2, 2026

SUNDAY, JANUARY 4
SUNDAY, JANUARY 11
SUNDAY, JANUARY 18
SUNDAY, JANUARY 25
SUNDAY, FEBRUARY 1
SUNDAY, FEBRUARY 8
SUNDAY, FEBRUARY 15
SUNDAY, FEBRUARY 22
SUNDAY, MARCH 1
SUNDAY, MARCH 8

ALL SHOWS AT SASSY'S ON STEAMBOAT DR.



2025-26 SEC STANDINGS

Thru Jan. 18



	SEC	PCT.	HOME	AWAY	OVERALL	PCT.	HOME	ROAD	NEUTRAL	STRK
Florida	4-1	.800	2-0	2-1	13-5	.722	8-0	2-2	3-3	W4
Texas A&M	4-1	.800	2-0	2-1	14-4	.778	10-1	3-1	1-1	W1
Alabama	3-2	.600	1-1	2-1	13-5	.722	6-2	3-1	4-2	W2
Arkansas	3-2	.600	2-0	1-2	13-5	.722	10-0	1-3	2-2	L1
Georgia	3-2	.600	2-1	1-1	15-3	.833	11-1	2-1	2-1	W1
Kentucky	3-2	.600	1-1	2-1	12-6	.667	9-2	2-2	1-2	W3
Ole Miss	3-2	.600	1-1	2-1	11-7	.611	7-2	2-2	2-3	W3
Missouri	3-2	.600	2-0	1-2	13-5	.722	11-0	2-4	0-1	L1
Vanderbilt	3-2	.600	2-1	1-1	16-2	.889	9-1	4-1	3-0	L2
Auburn	2-3	.400	2-1	0-2	11-7	.611	8-1	0-3	3-3	W1
Mississippi State	2-3	.400	1-2	1-1	10-8	.556	7-3	2-1	1-4	L3
Texas	2-3	.400	1-2	1-1	11-7	.611	8-3	1-2	2-2	L1
Tennessee	2-3	.400	2-1	0-2	12-6	.667	10-1	0-3	2-2	L1
LSU	1-4	.200	1-2	0-2	13-5	.722	9-2	1-2	3-1	W1
Oklahoma	1-4	.200	1-2	0-2	11-7	.611	8-2	1-3	2-2	L4
South Carolina	1-4	.200	0-2	1-2	10-8	.556	9-3	1-3	0-2	L3

AP (Jan. 19)

1	Arizona (61)	18-0	1525
2	UConn	18-1	1419
3	Michigan	16-1	1377
4	Purdue	17-1	1318
5	DUKE	17-1	1296
6	HOUSTON	17-1	1217
7	Nebraska	18-0	1207
8	Gonzaga	19-1	1103
9	Iowa State	16-2	1001
10	MICHIGAN STATE	16-2	998
11	Illinois	15-3	893
12	TEXAS TECH	14-4	805
13	BYU	16-2	791
14	Virginia	16-2	713
15	VANDERBILT	16-2	656
16	FLORIDA	13-5	651
17	ALABAMA	13-5	571
18	Clemson	16-3	449
19	Kansas	13-5	305
20	ARKANSAS	13-5	298
21	GEORGIA	15-3	263
22	North Carolina	14-4	220
23	LOUISVILLE	13-5	195
24	Saint Louis	17-1	187
25	Miami (OH)	19-0	99

COACHES (Jan. 19)

1	Arizona (31)	18-0	775
2	Michigan	16-1	710
3	UConn	18-1	693
4	Purdue	17-1	665
5	DUKE	17-1	653
6	HOUSTON	17-1	629
7	Nebraska	18-0	598
8	Gonzaga	19-1	581
9	Iowa State	16-2	497
10	MICHIGAN STATE	16-2	489
11	Illinois	15-3	447
12	TEXAS TECH	14-4	418
13	BYU	16-2	412
14	VANDERBILT	16-2	352
15	Virginia	16-2	350
16	FLORIDA	13-5	284
17	ALABAMA	13-5	275
18	Clemson	16-3	262
19	Kansas	13-5	181
20	ARKANSAS	13-5	173
21	LOUISVILLE	13-5	117
22	GEORGIA	15-3	110
23	Saint Louis	17-1	100
24	North Carolina	14-4	90
25	St. John's	13-5	54

RECEIVING VOTES: Wisconsin 64, St. John's 64, Iowa 30, **KENTUCKY 27, TENNESSEE 20**, Utah St. 15, UCF 14, Miami 10, George Mason 10, Saint Mary's 5, SMU 3, Villanova 3, **TEXAS A&M 2**, NC State 1

RECEIVING VOTES: Iowa 52; Wisconsin 20; Miami (OH) 19; Utah State 14; Villanova 10; **TENNESSEE 10**; Saint Mary's 9; Miami (FL) 8; **TEXAS A&M 5**; **KENTUCKY 45**; SMU 4; Seton Hall 2; UCF 1; George Mason 1

SEC SCHEDULE

TUESDAY, JANUARY 20	TV	CT
LSU at Florida	ESPN2	6:00p
Oklahoma at South Carolina	SEC	6:00p
Vanderbilt at Arkansas	ESPN	8:00p
Auburn at Ole Miss	ESPNU	8:00p
Georgia at Missouri	SEC	8:00p
WEDNESDAY, JANUARY 21	TV	CT
Texas at Kentucky	SEC	6:00p
Mississippi State at Texas A&M	SEC	8:00p
SATURDAY, JANUARY 24	TV	CT
Ole Miss at Kentucky	ESPN	11:00a
Georgia at Texas	SEC	Noon
Oklahoma at Missouri	ESPN2	1:00p
South Carolina at Texas A&M	SEC	2:30p
Auburn at Florida	ESPN2	3:30p
Vanderbilt at Mississippi State	SEC	7:00p
Tennessee at Alabama	ESPN	7:30p
LSU at Arkansas	SEC	7:30p

HOGS RANKING BY WEEK

WEEK	AP	COACH	NET
Preseason	14	15	No Poll
Nov. 10	21	21	No Poll
Nov. 17	21	22	No Poll
Nov. 24	22	21	No Poll
Dec. 1	25	23	45
Dec. 8	17	17	23
Dec. 15	14	14	18
Dec. 22	18	18	27
Dec. 29	No Poll	18	30
Jan. 5	15	15	28
Jan. 12	17	17	32
Jan. 19	20	20	24
Jan. 26			
Feb.			
Feb. 9			
Feb. 16			
Feb. 23			
Mar. 2			
Mar. 9			
Mar. 16			(Final)
April 7			

ARKANSAS IN THE POLLS

Ranking in AP Poll unless "*" indicating only ranked in the Coaches Poll

As	Overall	H	A	N	Last Meeting	Last Win
As #1	16-4	8-0	6-2	2-2	W, 97-79 vs #14 Georgetown @MEM (11/27/94)	Same
As #2	38-4	17-1	7-0	14-3	W, 76-72 vs #2 Duke @NCAA (4/4/94)	Same
As #3	29-5	13-0	10-5	6-0	W, 97-79 vs Tennessee (1/7/95)	Same
As #4	13-2	8-0	3-2	2-0	W, 94-71 at Missouri (12/3/94)	Same
As #5	13-8	1-1	2-4	10-3	L (OT), 95-93 vs #3 Kentucky @SEC (3/12/95)	69-58 vs #20 Alabama @SEC (3/11/95)
As #6	18-3	6-0	5-0	7-3	L, 89-78 vs #1 UCLA @NCAA (4/3/95)	75-68 vs #4 N. Carolina @NCAA (4/1/95)
As #7	18-1	4-0	7-0	7-1	W, 68-66 vs Auburn (3/4/95)	Same
As #8	9-10	6-1	1-5	2-4	L, 78-71 vs LSU @SEC (3/13/21)	70-64 vs Missouri @SEC (3/12/21)
As #9	27-7	7-1	6-2	14-4	L, 60-57 at LSU (12/28/22)	88-78 vs Oklahoma (12/10/22) @ Tulsa
As #10	20-4	11-1	2-1	7-2	W, 85-51 vs UNC Asheville (12/21/22)	Same
As #11	22-6	12-2	6-4	4-0	W, 99-58 vs San Jose St (12/03/22)	Same
As #12	22-9	11-0	8-5	3-4	L, 88-66 vs Oklahoma (12/11/21)	86-66 vs Charlotte (12/8/21)
As #13	18-6	12-1	3-5	3-0	L, 72-59 at #22 Auburn (1/7/23)	74-68 vs #20 Missouri (1/4/23)
As #14	34-8	18-1	8-3	8-4	L, 94-85 vs #8 Houston @Newark (12/20/25)	108-80 vs Queens (12/16/25)
As #15	17-7	4-2	10-3	3-2	L, 95-73 at Auburn (1/10/26)	94-87 at Ole Miss (1/7/25)
As #16	18-6	13-0	3-4	2-2	L, 72-67 vs Baylor @Dallas (11/09/24)	Same
As #17	20-10	6-0	5-3	****9-7	L, 90-76 at #20 Georgia (1/17/26)	108-74 vs South Carolina (1/14/26)
As #18	23-9	*12-4	8-4	2-1	W, 86-75 vs Vpn Tennessee (1/3/25)	Same
As #19	17-8	9-2	3-3	5-3	L, 90-77 vs Illinois @KC (11/28/24)	109-35 vs UMES (11/25/24)
As #20	27-6	***13-0	1-0	*****13-6	W, 79-67 vs Little Rock (11/22/24)	Same
As #21	10-4	7-0	0-1	3-3	W, 115-61 vs Duke St (11/21/25)	Same
As #22	8-6	4-1	2-3	2-2	L, 80-71 at Jackson @Chicago (11/27/25)	84-79 (OT) vs Miss St @SEC (3/6/99)
As #23	7-2	5-0	2-2	0-0	L, 76-52 vs #1 Tennessee (1/4/25)	58-48 vs #16 Tennessee (2/19/22)
As #24	7-1	4-0	3-0	1-1	L, 89-81 vs Hofstra @ NLR (12/18/21)	Same
As #25	8-4	7-0	0-3	1-1	W, 82-58 vs Fresno St @ NLR (12/6/25)	Same
TOT.	456-142	219-18	110-64	129-58	L, 90-76 at #20 Georgia (1/17/26)	108-74 vs South Carolina (1/14/26)

ARKANSAS VERSUS THE POLLS

Ranking in AP Poll unless "*" indicating only ranked in the Coaches Poll

Vs	Overall	H	A	N	Last Meeting	Last Win
Vs #1	3-13	1-2	0-4	2-7	L, 67-60 at Auburn (2/19/25)	74-68 vs Gonzaga @NCAA (03/24/22)
Vs #2	6-9	5-2	0-6	1-1	L, 86-83 at Alabama (2/25/23)	Same
Vs #3	0-16	0-2	0-3	0-11	L, 84-81 vs Alabama (2/08/25)	--
Vs #4	6-14	2-3	1-7	3-4	L, 80-71 vs Duke @ Chicago (11/25/27)	72-71 vs Kansas @ NCAA (3/18/23)
Vs #5	6-4	4-1	0-1	2-2	W, 75-66 vs St. John's @NCAA (3/22/25)	Same
Vs #6	8-12	5-4	0-5	3-3	W, 89-80 vs Louisville (12/3/25)	Same
Vs #7	2-5	2-0	0-1	0-4	W, 80-75 vs Duke (11/29/23)	Same
Vs #8	3-9	2-2	1-4	0-3	L, 94-85 vs Houston (12/20/25)	88-61 vs Alabama (1/6/07)
Vs #9	2-7	0-0	1-4	1-3	L, 85-83 OT vs TX Tech @NCAA (3/27/25)	91-82 vs Arizona @NCAA (4/2/94)
Vs #10	5-6	2-2	2-1	1-3	L, 88-65 vs UConn @NCAA (03/23/23)	(OT), 86-81 at Missouri (2/13/21)
Vs #11	5-8	2-2	1-4	2-2	L, 79-76 OT vs Auburn (2/4/20)	104-93 vs Missouri (12/5/95)
Vs #12	8-10	2-2	3-5	*3-3	W, 89-79 at Kentucky (2/01/25)	Same
Vs #13	6-4	3-0	0-2	3-2	L, 78-74 at Tennessee (3/5/22)	87-85 vs Kentucky (1/14/14)
Vs #14	6-8	3-2	0-3	3-3	W, 89-87 vs Michigan (12/10/24)	Same
Vs #15	4-6	4-0	0-2	0-4	W, 92-85 vs Missouri (2/23/25)	Same
Vs #16	5-9	2-2	0-6	3-1	W, 93-86 vs TX Tech @Dallas (12/13/25)	Same
Vs #17	4-4	1-2	1-1	2-1	L, 67-64 at Baylor (1/28/23)	(OT), 78-74 vs San Diego St (11/23/22)
Vs #18	5-8	1-2	2-3	2-3	L, 67-61 vs Texas A&M @SEC (3/10/23)	80-73 at Ole Miss (1-31-10)
Vs #19	9-3	4-0	3-1	2-2	W, 86-75 vs Tennessee (1/3/26)	Same
Vs #20	11-5	5-2	1-2	5-1	W, 74-68 vs Missouri (1/5/23)	Same
Vs #21	5-4	2-1	1-1	2-2	L, 90-76 at Georgia (1/17/26)	68-66 vs TX Tech @NCAA (3/21/21)
Vs #22	4-4	1-1	0-3	0-0	L, 69-66 at Michigan State (11/9/25)	77-76 (OT) vs Kentucky (2/23/11)
Vs #23	3-9	4-4	0-3	2-2	L, 73-66 vs Ole Miss (1/8/25)	106-92 (OT) vs LSU (3/3/92)
Vs #24	2-5	*1-3	*0-1	*1-1	*L, 90-59 at Alabama (1/16/21)	*86-72 vs Indiana @NCAA (3/21/08)
Vs #25	5-6	*4-2	*0-1	1-2	W, 93-92 vs Miss State (3/8/25)	Same
TOT.	123-186	62-43	17-73	44-70	L, 90-76 at #20 Georgia (2/17/26)	93-86 vs #16 TX Tech @Dallas (12/13/25)

RANKED ARKANSAS VERSUS RANKED OPPONENT

Overall H A N
51-57 20-5 4-19 27-33
LAST TIME: #17 ARK at #20 UGA - L, 90-76 (1/17/26) LAST W: #18 ARK vs #19 TEN - W, 86-75 (1/3/26)
LAST W at Home: #18 ARK v #19 TENNESSEE - W, 86-75 (1/3/26)
LAST W on Road: #10 ARK at #18 BAMA - W, 86-80 (2/15/95)
LAST W vs Neutral: #17 ARK vs #16 TEXAS TECH - W, 93-86 (12/13/25)

LAST TIME HOGS WON AS TOP 25

	HOME	ROAD	NEUTRAL
#1: Miss State	3/5/94	3/2/94	Georgetown 11/27/94
#2: NW (La) St	12/4/93	Baylor 1/26/91	Duke 4/4/94
#3: Tennessee	1/7/95	Ole Miss 1/4/95	Iowa 12/30/94
#4: Jackson St	11/30/94	Missouri 12/03/94	SMU 3/2/78
#5: Miss State	1/11/95	Tennessee 1/29/94	Alabama 3/11/95
#6: Montevallo	2/5/94	UAB 1/27/90	N. Carolina 4/1/95
#7: Auburn	3/4/95	Florida 2/28/95	Texas 3/24/90
#8: Montevallo	2/25/95	LSU 2/22/95	Missouri 3/12/21
#9: Oklahoma	12/10/22	S. Carolina 1/21/95	San Diego St. 11/23/22
#10: UNCA	12/21/22	Alabama 2/15/95	Oral Roberts 3/27/21
#11: San Jose St	12/03/22	S. Alabama 11/29/89	Alabama St. 12/2/91
#12: Charlotte	12/1/21	S. Carolina 3/21/21	St. Louis 12/26/97
#13: Missouri	1/04/23	S. Carolina 1/9/93	San Diego St. 12/3/81
#14: Queens	12/16/25	Alabama 2/13/93	St. John's 3/20/93
#15: Tenn State	11/27/00	Ole Miss 1/1/25	LSU 03/11/22
#16: Lipscomb	11/07/24	S. Alabama 12/30/91	Tennessee 3/6/98
#17: S. Caro	1/4/726	Florida 2/6/93	Texas Tech 12/13/25
#18: Tennessee	1/25/07	Florida 2/22/22	VCU 11/18/07
#19: UMES	11/25/07	Wake Forest 12/23/98	N. Mexico St. 11/21/98
#20: Little Rock	11/18/24	LSU 12/2/99	Stanford 11/22/23
#21: Jackson St	11/21/25	--	(0-1) Wofford 3/19/15
#22: Providence	1/23/99	Memphis 1/10/98	Miss State 3/6/99
#23: Tennessee	2/19/22	Missouri 2/15/22	--
#24: Florida	2/16/21	Ole Miss 2/14/15	--
#25: Fresno St	12/6/25	--	(0-1) --

LAST TIME HOGS WON VS TOP 25

	• HOME •	• ROAD •	• NEUTRAL •
#1: Auburn	2/9/22	--	Gonzaga 3/12/22
#2: Florida	2/5/13	--	UCLA 3/16/78
#3: --	(0-1)	--	(0-3) -- (0-11)
#4: Oklahoma	12/30/08	Kentucky	2/9/94 3/18/23
#5: Texas A&M	1/27/16	--	(0-1) St. John's 3/22/25
#6: Louisville	12/3/25	--	(0-5) Duke 4/4/94
#7: Duke	11/29-23	--	(0-1) -- (0-4)
#9: --		Arizona 12/6/92	Arizona 4/2/94
#10: Florida	2/18/06	Missouri	2/13/21 LSU 3/11/00
#11: Missouri	12/5/95	Texas	2/1/79 Missouri 11/28/80
#12: Texas	2/14/82	Kentucky	2/1/25 Fresno St. 11/29/97
#13: Kentucky	1/1/64	--	(0-1) Virginia 3/26/95
#14: Auburn	2/27/18	--	(0-3) Michigan 12/10/24
#15: Missouri	2/22/25	--	(0-4) -- (0-3)
#16: Tennessee	2/19/22	--	(0-2) Texas Tech 12/13/25
#17: Ole Miss	2/5/10	Kentucky	2/27/14 San Diego St 11/23/22
#18: Vanderbilt	3/1/08	Ole Miss	1/31/10 Vanderbilt 3/14/08
#19: Tennessee	3/13/26	LSU	2/19/19 Alabama 3/21/91
#20: Missouri	1/05/23	Alabama	2/28/01 Marquette 3/16/96
#21: Texas A&M	2/13/11	S. Carolina	2/15/17 Texas Tech 3/21/21
#22: Kentucky	2/27/18	--	(0-1) --
#23: LSU	3/3/92	Texas	3/3/91 Florida 3/19/18
#24: UAB	1/2/00	--	(0-1*) Indiana * 3/21/08
#25: Miss State	3/8/25	--	(0-0) Syracuse 3/19/95

VERSUS 2025-26 OPPONENTS

NON-CONFERENCE

School	Gms	Series Record	Strk	H	A	N	Last Meeting
Central Arkansas	10	Arkansas Leads, 10-0	W10	6-0	3-0	1-0	H - W, 93-56 (11/11/25)
Duke	6	Series Tied, 4-4	L1	1-0	0-0	2-3	N - L, 80-71 (11/27/25)
Fresno State	3	Arkansas Leads, 3-0	W3	1-0	0-0	2-0	N - W, 82-85 (12/06/25) @ NLR
Houston	41	Arkansas Leads, 22-19	L2	14-3	5-12	3-4	N - L, 94-85 (12/20/25) @ Newark
Jackson State	13	Arkansas Leads, 13-0	W13	10-0	0-0	3-0	H - W, 115-61 (11/21/25)
James Madison	1	Arkansas Leads, 1-0	W1	1-0	0-0	0-0	H - W, 103-74 (12/29/25)
Louisville	9	Arkansas Leads, 5-4	W2	1-1	1-0	3-3	H - W, 89-80 (12/03/25)
Michigan State	3	Arkansas Trails, 0-3	L3	0-0	0-1	0-2	A - L, 69-66 (11/08/25)
Queens	1	Arkansas Leads, 1-0	W1	1-0	0-0	0-0	H, W, 108-80 (12/16/25)
Samford	4	Arkansas Leads, 4-0	W4	3-0	0-0	1-0	H - W, 79-75 (11/14/25)
Southern	4	Arkansas Leads, 3-0	W4	3-0	0-0	1-0	H - W, 109-77 (11/03/25)
Texas Tech	82	Series Tied, 41-41	W1	24-10	11-24	6-7	N - W, 93-86 (12/13/25) @ Dallas
Winthrop	2	Arkansas Leads, 2-0	W2	1-0	0-0	1-0	H - W, 83-84 (11/18/25)

SOUTHEASTERN CONFERENCE

School	Gms	Series Record	Strk	H	A	N	Last Meeting
Alabama	70	Arkansas Leads, 36-34	L5	20-8	8-24	8-2	H - L, 84-81 (02/08/25)
• SEC Only	60	Arkansas Trails, 29-31		20-8	8-22	1-1	
Auburn	62	Arkansas Leads, 38-24	L3	23-6	13-17	2-1	A - L, 73-95 (01/10/26)
• SEC Only	61	Arkansas Leads, 38-23		23-6	13-17	2-0	
Florida	43	Arkansas Trails, 15-28	L2	10-8	3-15	2-5	H - L, 71-63 (01/11/25)
• SEC Only	SAME						
Georgia	46	Arkansas Leads, 28-18	L1	15-3	6-12	6-3	A - L, 76-90 (01/17/26)
• SEC Only	SAME						
Kentucky	51	Arkansas Trails, 15-36	W1	8-10	6-16	1-10	A - W, 89-79 (01/01/25)
• SEC Only	46	Arkansas Trails, 18-32		8-10	6-14	1-8	
LSU	81	Arkansas Leads, 44-37	W1	25-8	13-22	6-7	H - W, 70-58 (01/12/25)
• SEC Only	72	Arkansas Leads, 40-32		24-8	12-21	3-3	
Ole Miss	89	Arkansas Leads, 53-36	W1	18-12	11-21	24-3	A - W, 94-87 (01/08/26)
• SEC Only	62	Arkansas Leads, 31-31		18-11	11-19	1-1	
Mississippi State	70	Arkansas Leads, 36-34	W1	24-9	7-24	5-1	H - W, 93-92 (03/08/25)
• SEC Only	61	Arkansas Leads, 31-30		23-8	6-22	2-0	
Missouri	64	Arkansas Leads, 36-28	W1	20-10	13-18	2-0	H - W, 92-85 (02/22/25)
• SEC Only	27	Arkansas Leads, 17-10		10-2	5-8	1-0	
Oklahoma	32	Arkansas Leads, 17-15	L2	8-5	3-8	6-2	H - L, 65-62 (01/25/25)
• SEC Only	1	Arkansas Trails, 0-1		0-1	0-0	0-0	
South Carolina	43	Arkansas Leads, 25-18	W2	13-6	8-9	4-3	H - W, 108-74 (01/14/26)
• SEC Only	SAME						
Tennessee	50	Arkansas Trails, 23-27	W1	13-5	4-17	6-5	H - W, 86-75 (01/03/26)
• SEC Only	46	Arkansas Trails, 20-26		13-5	4-17	3-4	
Texas	157	Arkansas Leads, 89-68	W2	47-22	28-42	14-4	H - W, 86-81 (01/02/25)
• SEC Only	2	Arkansas Leads 2-0		1-0	1-0	0-0	
Texas A&M	170	Arkansas Leads, 108-62	L1	62-15	39-41	7-6	A - L, 69-61 (02/15/25)
• SEC Only	24	Arkansas Leads 13-11		10-1	3-8	0-2	
Vanderbilt	45	Arkansas Leads, 29-15	W1	16-5	9-9	5-1	A - W, 90-77 (03/04/24)
• SEC Only	43	Arkansas Leads 29-14		15-5	9-8	5-1	

AT THE SEC TOURNEY

Overall: 32-32
1st Rd: 6-10
2nd Rd: 2-4
Quarterfinal: 16-3
Semifinal: 7-9
Final: 1-6

RECORD BY OPPONENT

Opponent	Record	Last Meeting
Alabama	1-1	1995, W, 69-58 (Semi)
Auburn	2-0	2023, W, 76-73 (2nd)
Florida	2-5	2019, L, 64-50 (2nd)
Georgia	6-3	2015, W, 60-49 (Semi)
Kentucky	1-9	2017, L, 82-65 (Final)
LSU	3-3	2022, W, 79-67 (Semi)
Ole Miss	1-1	2025, L, 83-80 (2nd)
Mississippi State	2-0	2007, W, 81-72 (Semi)
Missouri	1-0	2021, W, 70-64 (Quart)
Oklahoma	--	
South Carolina	4-3	2025, W, 72-68 (1st)
Tennessee	3-4	2018, L, 84-66 (Semi)
Texas	--	
Texas A&M	0-2	2023, L, 67-61 (Quart)
Vanderbilt	6-1	2024, W, 90-85 OT (1st)



AT THE NCAA TOURNEY (37 BERTHS/36 APP)

Overall: 52-36
1st Rd: 20-8
2nd Rd: 13-10
Sweet 16: 8-7
Elite 8: 6-5
Final Four: 2-4
Championship: 1-1
• Regional/Final Consolations: 2-1

RECORD BY OPPONENT

Opponent	Record	Last Meeting
Alabama	1-0	1991, W, 93-70 (Sweet 16)
Arizona	1-0	1994, W, 91-82 (Final 4)
Arizona State	1-0	1991, W, 91-90 (2nd)
Baylor	0-1	2021, L, 81-72 (Elite 8)
Bucknell	0-1	2006, L, 59-55 (1st)
Butler	0-1	2018, L, 79-62 (1st)
Cal St-Fullerton	1-0	1979, W, 61-58 (Elite 8)
Cincinnati	0-1	1958, L, 97-62 (Final 4 con)
Colgate	1-0	2021, W, 85-68 (1st)
Connecticut	0-1	2023, L, 88-65 (Sweet 16)
Dayton	1-0	1990, W, 86-84 (2nd)
Duke	1-2	2022, L, 78-69 (Elite 8)
Georgetown	1-1	2001, L, 63-61 (1st)
Georgia State	1-0	1991, W, 117-76 (1st)
Gonzaga	1-0	2022, W, 74-68 (Sweet 16)
Holy Cross	1-0	1993, W, 94-64 (1st)
Illinois	1-0	2023, W, 73-74 (1st)
Indiana	1-0	2008, W, 86-72 (1st)
Indiana State	0-1	1979, L, 73-71 (Elite 8)
Iowa	1-1	1999, L, 82-72 (2nd)
Kansas	2-1	2025, W, 79-72 (1st)
Kansas State	0-2	1982, L, 65-64 (2nd)
Kentucky	0-1	1979, L, 64-59 (Final 4)
LSU	0-1	1981, L, 75-56 (Sweet 16)
Louisville	2-2	1989, L, 93-74 (2nd)
Loyola Marymount	1-0	1989, W, 120-101 (1st)
Marquette	1-0	1996, W, 65-56 (2nd)
UMass	0-1	1993, L, 79-63 (Sweet 16)
Memphis	1-1	1995, W, 96-91 OT (Sweet 16)
Mercer	1-0	1981, W, 73-67 (1st)
Miami (Fla.)	0-1	2000, L, 75-71 (1st)
Michigan	1-0	1994, W, 76-68 (Elite 8)
Murray State	1-0	1992, W, 80-60 (1st)
Nebraska	1-0	1998, W, 74-65 (1st)
New Mexico State	1-0	2022, W, 53-48 (2nd)
Notre Dame	1-0	1979, W, 71-69 (Final 4)
North Carolina	2-4	2017, L, 72-65 (2nd)
N.C. A&T	1-0	1994, W, 94-79 (1st)
Oklahoma State	0-2	1958, L, 65-4 (Sweet 16)
Oral Roberts	1-0	2021, W, 72-70 (Sweet 16)
Oregon	1-0	1945, W, 79-78 (Elite 8)
Oregon State	0-1	1949, L, 56-38 (Elite 8)
Penn State	1-0	1996, W, 86-80 (1st)
Princeton	1-0	1990, W, 68-64 (1st)
Purdue	1-0	1983, W, 78-68 (2nd)
St. John's	2-1	2025, W, 79-66 (2nd)
Selon Hall	1-0	2017, W, 77-71 (1st)
Siena	1-0	1999, W, 94-80 (1st)
Southern Cal	0-1	2007, L, 77-60 (1st)
Syracuse	1-0	1995, W, 96-94 OT (2nd)
Texas	1-0	1990, W, 88-85 (Elite 8)
Texas Southern	1-0	1995, W, 79-78 (1st)
Texas Tech	1-1	2025, L, 85-83 OT (Sweet 16)
Tulsa	1-0	1994, W, 103-84 (Sweet 16)
UCLA	1-1	1995, L, 89-78 (Final)
Utah	0-1	1998, L, 69-65 (2nd)
Vermont	1-0	2022, W, 75-71 (1st)
Villanova	0-1	1988, L, 82-74 (1st)
Virginia	1-1	1995, W, 68-61 (Elite 8)
Wake Forest	0-1	1977, L, 86-80 (1st)
Washington State	0-1	1941, L, 64-53 (Final 4)
Weber State	2-0	1980, W, 74-63 (2nd)
Wofford	1-0	2015, W, 56-53 (2nd*)
Wyoming	2-0	1949, W, 61-48 (Reg con)

#PROHOGS

45

NBA Draft
Selections

16

All-Star Game
Appearances

15

First Round
Draft Picks



ANTHONY BLACK

- 3rd Year in NBA
- T2nd Highest Hog NBA Pick
- 2023 - 1st RD/6th overall



DANIEL GAFFORD

- 7th Year in NBA
- 2019 - 2nd RD/38th overall



ISAIAH JOE

- 6th Year in NBA
- 2025 -- NBA Champion
- 2020 - 2nd RD/49th overall



MOSES MOODY

- 5th Year in NBA
- 1st Hog to be "1 & Done"
- 2021 - 1st RD/14th Pick
- 2022 NBA Champion



BOBBY PORTIS

- 11th Year in NBA
- 2021 NBA Champion
- 2015 - 1st RD/22nd overall
- 2023 Team USA Member



NICK SMITH JR.

- 3rd Year in NBA
- 2023 - 1st RD/27th overall



ADOU THIERO

- 1st Year in NBA
- 2025 - 2nd RD/36th overall



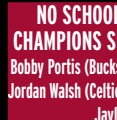
JORDAN WALSH

- 3rd Year in NBA
- 2023 - 2nd RD/38th overall
- 2024 NBA Champion



JAYLIN WILLIAMS

- 4th Year in NBA
- 2025 NBA Champion
- 2022 - 2nd RD/34th overall



NO SCHOOL HAS PRODUCED MORE NBA CHAMPIONS SINCE 2021 THAN ARKANSAS (5)
Bobby Portis (Bucks • '21) Moses Moody (Warriors • '22)
Jordan Walsh (Celtics • '24) Isaiah Joe (Thunder • '25)
Jaylin Williams (Thunder • '25)

14

All-Defensive
Team Honors

9

NBA
Champions

7

All-NBA
Selections

PROHOGS AROUND THE WORLD

Adrio Bailey	Sigal Prishtina (Kosovo)
Jaylen Barford	Reggio Emilia (Italy)
Patrick Beverley	Hapoel Shlomo Tel-Aviv (Israel)
Coty Clarke	Shimane Susanoo Magic (Japan)
Ricky Council IV	Rio Grande Vipers (G League)
Jeantal Cylla	Hubei (China)
Jeremiah Davenport	Tamis PN (Serbia)
El Ellis	Karditsas (Greece)
Jalen Graham	Jahorina (Bosnia)
Dusty Hannahs	Hapoel Eilat (Israel)
Delvon Johnson	Usti n/Labem (Czech Republic)
Joe Johnson	Detroit Amps (USA BIG3)
Mason Jones	Perth Wildcats (Australia)
Willy Kouassi	Al Khewaildia (Saudi Arabia)
Chris Lykes	Spirou Basket Charleroi (Belgium)
Daryl Macon	Maroussi (Greece)
Rashad Madden	Lefkadas (Greece)
Makhi Mitchell	Maine Celtics (G League)
JD Notae	Trapani (Italy)
Michael Qualls	Borneo (Indonesia)
Justin Smith	Hapoel Bank Yahav (Israel)
Jalen Tate	Hapoel Be'er Sheva (Israel)
Charles Thomas	Regatas (Argentina)
Dustin Thomas	Haremspor (Turkey)
Au'Diese Toney	Constanta (Romania)
Stanley Umude	Austin Spurs (G League)
Trey Wade	DEAC (Hungary)
Sonny Weems	Shenzhen Leopards (China)





JOHN CALIPARI

ARKANSAS HEAD COACH

Clarion, 1982

• 2015 NAISMITH BASKETBALL HALL OF FAME INDUCTEE

• 5x NCAA NATIONAL COACH OF THE YEAR ('96, '08, '09, '10, '15)

^ 3x Naismith (1996, 2008, 2015)

^ 3x NABC (1996, 2009, 2015)

^ 2x Basketball Times (1996, 2015)

^ 2x Adolph Rupp Cup (2010, 2015)

^ AP (2015)

^ Jim Phelan (2009)

^ Sports Illustrated (2009)

• 4x SEC Coach of the Year (2010, 2012, 2015, 2020)

• 3x C-USA Coach of the Year (2006, 2008, 2009)

• 3x A10 Coach of the Year (1993, 1994, 1996)

ON-COURT SUCCESS

A "players-first" coach whose biggest goal is helping people reach their dreams, John Calipari, a Naismith Memorial Basketball Hall of Famer, is fast approaching 900 career wins while guiding six teams to the Final Four and helping 62 players earn selection in the NBA Draft during his 33-year college coaching career with his pros amassing over \$5.8 billion in contracts.

Calipari took UMass to the Final Four in 1996, guided Memphis to the National Championship game in 2008 and led Kentucky to four Final Fours - including the 2012 National Championship and a runner-up finish in 2014 - to become **only the second coach in NCAA history to lead three different schools to the Final Four**. He has racked up 24 NCAA Tournament appearances and numerous National Coach of the Year honors.

In his first year at Arkansas, Calipari led the Razorbacks to a Sweet 16 appearance, his 16th as a head coach, and **became just the third coach in NCAA history to take four programs to the Sweet 16**. Also, after beating Kansas and St. John's to reach the 2025 Sweet 16, Calipari pushed his NCAA Tournament wins total to 59, tying for sixth all-time.

At every collegiate stop, Calipari's career has been successful throughout, but his 10-year stretch at Kentucky (2009-19) was among the best decades in NCAA history, reaching four Final Fours (with a 2012 championship and 2014 national runner-up), seven Elite 8 berths and nine trips to the Sweet 16.

The 2015 campaign was highlighted by Coach Cal directing the first-ever college basketball team to own a 38-0 record (before falling in the Final Four) and became one of just three coaches to make four Final Fours in a five-year span. At the end of that 2015 season, Calipari became the 96th coach to join the Naismith Memorial Basketball Hall of Fame.

Coach Cal has **led three teams to an NCAA-record 38 wins on the court in a season** (once at Memphis and twice at Kentucky), led the NCAA in wins six times (at least once at UMass, Memphis and Kentucky) and tallied 30, 20-win seasons (including 11 30-win campaigns). With his sustained success, Coach Cal received the John R. Wooden Award Legends of Coaching honor in 2024.

While building a program out of obscurity at UMass and returning Memphis and Kentucky to national contenders, he has totaled the second-most wins in NCAA history in the first 20 years of a college coaching career.

PLAYER SUCCESS

In his goal to lead a players-first program, he has helped **77 players realize their dreams by being drafted or playing in the NBA**. Calipari's NBA players have **amassed over \$5.8 billion in contracts**, which does not include endorsements nor players that have played overseas. He has had four No. 1 overall picks, tying for most overall, among his **62 players drafted and 43 first-round picks**, both ranking second-most all-time. In 2010, he had a record five first-round draft picks. Two years later, six of his players heard their names called at the 2012 draft, the most in the two-round draft era. Then in 2015, Cal would have six picks again, including a record-tying four lottery selections.

Calipari's players have entered the league NBA-ready. His players have garnered 43 All-Star selections, including a record-breaking seven in 2024, with Anthony Davis winning the game's MVP honor in 2017. **Derrick Rose was named NBA MVP in 2011 and Shai Gilgeous-Alexander was voted NBA MVP in 2025 to make Cal just the third person to coach two NBA MVPs in college** (with John Wooden and Dean Smith). Nine of his players have been tabbed All-NBA (a combined 21 times), three have been named NBA Rookie of the Year and 18 players have made the NBA All-Rookie teams. **He is the only coach in history to have a player win each of the NBA's major honors: MVP (twice), Rookie of the Year, Most Improved Player, Sixth Man of the Year and Clutch Player of the Year**.

Much like he did at UMass, where his players graduated at nearly 80%, Calipari has stressed academics. Seventeen of his last 20 seniors at Memphis earned their bachelor's degrees, and all 31 players at UK who were eligible to graduate by the end of their senior years walked away with a diploma in hand, including five players who earned their degree in just three years. Calipari's teams routinely have posted a combined team grade-point average of 3.0 or better.

COMMUNITY SUCCESS

Calipari has raised millions of dollars to help the lives of those in need. He has had a particular passion to assist those impacted by natural disasters. For instance, in 2010, he used a telethon to raise more than \$1 million for victims of the devastating earthquake in Haiti. He followed that up with telethons in 2012, raising \$1 million for victims of Superstorm Sandy, in 2017 for victims of Hurricane Harvey, played a leading role in the "Kentucky United" efforts that generated more than \$5 million for victims of devastating tornadoes in Western Kentucky in 2021, and raised nearly \$4 million with the Kentucky Flood Relief Telethon and open practice at Rupp Arena in 2022. In his second month on the job at Arkansas, Cal helped with cleanup efforts after tornadoes hit the state. He has continued the Suits & Sneakers Gala in NW Arkansas and continued his tradition of helping families at Christmas with food, presents and paying for rent.

Calipari launched his **THE CALIPARI FOUNDATION** in 2012 and has worked with several key partners to donate more than \$1.5 million, a figure that does not include matching funds that have been contributed from individuals and corporations. In 2013, Calipari initiated hosting an annual alumni weekend around his basketball fantasy experience with the intent to raise money for charity. After generating \$350,000 for selected organizations and charities during the inaugural game, the weekend has generated millions of dollars for charity since its inception.

In 2019, when federal workers were without pay due to a government shutdown, he, his wife and his foundation assisted workers with financial help and grocery gift cards. He and his wife, Ellen, teamed up with Fayette County Public Schools to help families in need during the COVID-19 pandemic.

Additional efforts include spearheading the creation of the **JOHN McLENDON MINORITY LEADERSHIP INITIATIVE**, a nationwide coach-driven initiative to provide minorities a jump-start to their careers through practical experiences, opportunities to build their network and instilling the values of John McLendon: integrity, education, leadership and mentorship. Participants in the initiative will be known as MLI Future Leaders.

He was awarded the Jefferson Award for Outstanding Public Service in Sports by Multiplying Good in 2022. For more than 50 years, Multiplying Good has honored those who put others first. Those receiving the Jefferson Award are empowered to do more, while their stories of extraordinary public service inspire others to action. It is an award that underscores impact. He earned the Race Amity Medal of Honor in 2023.

OTHER SUCCESS

In 2017, Coach Cal was named the head coach of the 2017 USA Basketball Men's U19 World Cup Team, which finished third at the 2017 FIBA U19 World Cup in Cairo. Also, he won gold as head coach of the 2012 Dominican Republic team at the Centrobasket Championship.

Author of five books, including the New York Times Best Seller "Players First: Coaching from the Inside Out," Calipari is a master of communication and maximizing talent. He lives by the motto that **"it's never a matter of how far you have fallen, but instead it's about how high you bounce back."**

CALIPARI COMPOSITE COACHING RECORD

COLLEGIATE		34th Year	Overall	Conf.
UMass	1988-96	8 years	193-71	91-41
Memphis	2000-09	9 years	252-69	117-25
Kentucky	2009-24	15 years	410-123	198-65
ARKANSAS	2024-pres.	2nd year	35-19	11-12
PROFESSIONAL		3 Years	72-112	
New Jersey	1996-99	3 years	72-112	
INTERNATIONAL		3 Years	20-8	
Dominican Republic	2011-12	2 years	15-7	
USA U-19	2017	1 year	5-1	

CALIPARI FILE

QUICK FACTS

Born: February 10, 1959

Hometown: Moon Township, Pa. (Moon Area HS, 1978)

Collegiate Career: UNC Wilmington (1978-80); Clarion (1980-82)

Alma Mater: Clarion State, 1982 (Business Marketing)

Family: Wife: Ellen. Children: Erin, Megan, Brad

COACHING CAREER

1982-85 Kansas (Associate Assistant Coach)
 1985-88 Pittsburgh (Assistant Coach)
 1988-96 UMass (Head Coach)
 1996-99 New Jersey Nets (Head Coach & Exec. VP of BB Ops)
 1999-00 Philadelphia 76ers (Assistant Coach)
 2000-09 Memphis (Head Coach)
 2000-24 Kentucky (Head Coach)
 2024-pres. Arkansas (Head Coach)

COACHING AWARDS

2024 NABC John R. Wooden Award "Legends of Coaching"
 President of the NABC Board of Directors (2024-25)
 2023 Race Amity Medal of Honor
 2022 Jefferson Award for Outstanding Public Service in Sports
 2022 Conference USA Hall of Fame
 2021 NABC Guardians of the Game Pillar Award - Inclusion
 NABC District 20 Coach of the Year
 USBWA District IV Coach of the Year
 2020 SEC Coach of the Year (Coaches)
 2019 The Sporting News Coach of the Decade
 2018 Naismith Hall of Fame "Service Above Self" Honoree
 NABC Metropolitan Award
 2015 Naismith Memorial Basketball Hall of Fame Inductee
 AP National Coach of the Year
 Naismith National Coach of the Year
 NABC National Coach of the Year
 The Sporting News National Coach of the Year
 Adolph Rupp National Coach of the Year
 Basketball Times National Coach of the Year
 SEC Coach of the Year (AP/Coaches)
 USBWA District IV Coach of the Year
 2012 Nell & John Wooden Coach of the Year Leadership Award
 Naismith National Coach of the Year Finalist
 SEC Coach of the Year (AP/Coaches)
 2010 Adolph Rupp National Coach of the Year
 Naismith National Coach of the Year Finalist
 SEC Coach of the Year (AP)
 Sporting News SEC Coach of the Year
 Yahoo! Sports SEC Coach of the Year
 USBWA District IV Coach of the Year
 2009 NABC National Co-Coach of the Year
 Sports Illustrated National Coach of the Year
 Phelan National Coach of the Year
 Iba National Coach of the Year Finalist
 C-USA Coach of the Year
 2008 Naismith National Coach of the Year
 C-USA Coach of the Year
 Iba National Coach of the Year Finalist
 Phelan National Coach of the Year Finalist
 2007 Phelan National Coach of the Year Finalist
 USBWA District IV Coach of the Year
 Basketball Times South Region Coach of the Year
 2006 C-USA Coach of the Year
 2004 NABC District 7 Coach of the Year
 1996 Naismith National Coach of the Year
 NABC National Coach of the Year
 The Sporting News National Coach of the Year
 Basketball Times National Coach of the Year
 Atlantic 10 Coach of the Year
 1995 Naismith National Coach of the Year Finalist
 1994 Naismith National Coach of the Year Finalist
 Atlantic 10 Coach of the Year
 1993 USBWA District I Coach of the Year
 Atlantic 10 Coach of the Year
 1992 Eastern Basketball Coach of the Year



ALL-TIME ON-COURT WINS AS HEAD COACH AT NCAA DI PROGRAMS ONLY

1. Mike Krzyzewski	1,202
2. Jim Boeheim	1,116
3. Roy Williams	903
4. Bob Knight	902
5. Rick Pitino (active)	898
6. JOHN CALIPARI (active)	889
7. Dean Smith	879
8. Jim Calhoun	877
9. Adolph Rupp	876
10. Bob Huggins	864
11. Rick Barnes (active)	848
12. Bill Self (active)	844
13. Cliff Ellis	833
14. Jim Phelan	830

ACTIVE BEST ON-COURT WINNING PCT.

NCAA Division I (min. 10 yrs coaching at DI level)				
1. Mark Few	760-153	.832	27th yr	
2. Bill Self	844-265	.760	33rd yr	
3. JOHN CALIPARI	890-282	.759	34th yr	
4. Rick Pitino	898-316	.740	38th yr	
5. Randy Bennett	579-225	.720	25th yr	
6. Tom Izzo	753-304	.712	31st yr	
7. Chris Jans	216-92	.701	10th yr	
8. Will Wade	258-111	.699	12th yr	
9. Thad Matta	497-214	.699	20th yr	
10. Matt Painter	513-221	.699	22nd yr	

CALIPARI BY YEAR

Year	School	Reg Season	Conference-Tourney	Postseason	Final Rank AP/Coach
1988-89	UMass	8th	--	--	--
1989-90	UMass	6th	Won	NIT 1st Rd	--
1990-91	UMass	T-3rd	Won	NIT Final Four (4th)	--
1991-92	UMass	1st	Won	NCAA SWEET 16	17 / 21
1992-93	UMass	1st	Won	NCAA Rd of 32	14 / 22
1993-94	UMass	1st	Won	NCAA Rd of 32	8 / 15
1994-95	UMass	1st	Won	NCAA ELITE 8	7 / 7
1995-96	UMass	1st	Won	NCAA FINAL FOUR	1 / 1
2000-01	Memphis	2nd (National)	--	NIT Final Four (3rd)	--
2001-02	Memphis	1st (National)	--	NIT Champion	--
2002-03	Memphis	1st (National)	--	NCAA Rd of 64	19 / --
2003-04	Memphis	T-1st	--	NCAA Rd of 32	24 / --
2004-05	Memphis	T-6th	--	NIT Final Four	--
2005-06	Memphis	1st	Won	NCAA ELITE 8	4 / 6
2006-07	Memphis	1st	Won	NCAA ELITE 8	5 / 7
2007-08	Memphis	1st	Won	NCAA RUNNER-UP	2 / 2
2008-09	Memphis	1st	Won	NCAA SWEET 16	3 / 9
2009-10	Kentucky	1st (East)	Won	NCAA ELITE 8	2 / 5
2010-11	Kentucky	2nd (East)	Won	NCAA FINAL FOUR	11 / 3
2011-12	Kentucky	1st	--	NCAA CHAMPION	1 / 1
2012-13	Kentucky	T-2nd	--	NIT First Rd	--
2013-14	Kentucky	T-2nd	--	NCAA RUNNER-UP	-- / 2
2014-15	Kentucky	1st	Won	NCAA FINAL FOUR	1 / 3
2015-16	Kentucky	T-1st	Won	NCAA Rd of 32	10 / 16
2016-17	Kentucky	1st	Won	NCAA ELITE 8	6 / 5
2017-18	Kentucky	T-4th	Won	NCAA SWEET 16	18 / 17
2018-19	Kentucky	T-2nd	--	NCAA ELITE 8	7 / 7
2019-20	Kentucky	1st	SEC & NCAA Postseason Canceled		8 / 7
2020-21	Kentucky	8th	--	--	--
2021-22	Kentucky	T-2nd	--	NCAA Rd of 64	7 / 16
2022-23	Kentucky	3rd	--	NCAA Rd of 32	RV / RV
2023-24	Kentucky	T-2nd	--	NCAA Rd of 64	20 / 19
2024-25	Arkansas	T-9th	--	NCAA SWEET 16	20 / 25
2025-26	Arkansas	--	--	--	--

- 1 NCAA National Championship
- 1 NIT Championship (4 total NIT Final Fours)
- 3 NCAA National Title Games
- 6 Final Fours
- 12 NCAA Elite 8's
- 16 NCAA Sweet 16's
- 15 Conference Tournaments Titles Won
- 18 Regular Season Conference Titles Won or Shared
- 24 NCAA Tournament Berths
- 30 Combined NCAA and NIT Berths
- 30 20-win seasons
- 59 Wins in Conference Tourneys (59-17 -- 77.6%)
- 59 Wins in the NCAA Tourney (59-23 -- 72.0%)
- 133 Postseason Wins (133-46 -- 74.6%) -- Including Conference Tourneys, NIT and NCAA
- 177 Wins (all games) in March/April (177-63 -- 73.8%)

OVERALL		H	A	N	CONF.	H	A
CAREER	34th YR	890-282	496-62	220-140	174-80	417-143	239-39
UMASS	8 YRS	193-71	86-14	54-42	53-15	91-41	54-11
UM	9 YRS	252-69	153-19	69-28	30-22	117-25	63-8
UK	15 YRS	410-123	234-25	92-61	84-37	198-65	115-16
ARK	2nd YR	35-19	23-4	5-9	7-6	11-12	7-4

DID YOU KNOW...

- Calipari's collegiate players have earned:
 - ^ 4 National Players of the Year (3 UK, 1 UMass)
 - ^ 2 National Freshmen of the Year (1 UK, 1 MEM)
 - ^ 12 Conference Players of the Year (6 UK, 3 MEM, 3 UMass)
 - ^ 20 Conference Frosh/Newcomers of the Year (12 UK, 6 MEM, 2 UMass)
 - ^ 25 All-American Honors (14 UK, 8 MEM, 3 UMass)
 - ^ 80 All-Conference Selections (36 UK, 22 MEM, 22 UMass)
- Calipari has won an NCAA single-season record 38 games three times in his career ... Memphis in '08, UK in '12 and UK in '15. Also, his 35 wins at UMass in '96 led the NCAA and are a UMass record.
- Calipari's teams have led the NCAA in wins six times.
 - ^ 38 -- '08 (MEM) • '12 (UK) • '15 (UK)
 - ^ 35 -- '10 (UK) • '96 (UMass)
 - ^ 33 -- '06 (MEM)
- Calipari is the winningest coach in NCAA Division I history for a five-year span with 173 victories from 2008-12.
- Calipari is the first coach in NCAA Division I history to record five straight 30-win seasons.
- Calipari is one of only two coaches (Rick Pitino) to lead three different schools to a Final Four.
- Calipari is one of three coaches (Eddie Sutton and Lon Krueger) to lead four different schools to the Sweet 16.
- Calipari has advanced to the Sweet 16 in 13 of the last 19 NCAA Tournaments played and on to the Elite Eight 10 times.
- Calipari is one of only three coaches (John Wooden and Mike Krzyzewski) to go to four Final Fours in a five-season span.
- **Calipari is one of two coaches to have three teams listed on The Athletics' 25 best college basketball teams from 2000-25 (7/16/25). HE IS THE ONLY COACH** to have two teams among the top five and **the only coach to lead two different programs on the list** -- Memphis 2007-08 at #20, Kentucky 2014-15 at #4 and Kentucky 2011-12 at #2.
- Calipari had more wins in a 10-year period than any other coach in college basketball history with 327 from 2006-15.
- Calipari was the fourth-fastest coach to 800 on-court wins, doing so in 1,037 games. Only Adolph Rupp (972 games), Roy Williams (1,012 games) and Dean Smith (1,029 games) did it faster.
- Calipari's 31 combined regular season and tournament league titles trail only Mark Few (41) of Gonzaga for most among active coaches.
- Calipari's 59 NCAA Tournament wins are tied for the most by active coaches (Tom Izzo) and tied for fifth-most all-time.
- Calipari has helped 62 players earn selection in the NBA Draft, including 43 first-round picks, and has had at least one player selected in 18 straight years, with 11 times having three players drafted, including five times with at least four. He ranks third all-time with his 62 NBA picks (Coach K had 74 and Dean Smith 65) while Cal's 62 1st & 2nd Rd picks are second-most all-time (Coach K's 66) as are his 43 1st rounders (Coach K's 46). Only Dean Smith has a longer streak of consecutive years of having a player drafted at 23 years.
- In his career, his players have won each of the six NBA major awards:
 - ^ 2 NBA Players of the Year
 - ^ 1 NBA Defensive Player of the Year
 - ^ 1 NBA Sixth Man of the Year
 - ^ 2 NBA Most Improved Players
 - ^ 3 NBA Rookies of the Year
- Calipari had seven players on 2024 Olympic rosters, the most by any coach.
 - ^ USA (3): Bam Adebayo, Anthony Davis and Devin Booker
 - ^ CANADA (3): Shai Gilgeous-Alexander, Jamal Murray and Trey Lyles
 - ^ SOUTH SUDAN (1): Weneny Gabriel

All-Time Calipari Draft Picks

62 PLAYERS (43 1st Rd • 19 2nd Rd)

\$ - 29 NBA Lottery Picks

Player (School)	Year	Rd (Overall)
Lou Roe (UMass)	1995	Second (30)
Marcus Camby (UMASS)	\$ 1996	First (2)
• UMass 2 Players 1 1st Rd • 1 2nd Rd		
Dajuan Wagner (MEM)	\$ 2002	First (6)
Antonio Burks (MEM)	2004	Second (36)
Rodney Carney (MEM)	2006	First (16)
Shawne Williams (MEM)	2006	First (17)
DERRICK ROSE (MEM) \$ 2008 FIRST (1)		
Joey Dorsey (MEM)	2008	Second (33)
Chris Douglas-Roberts (MEM)	2008	Second (40)
Tyrece Evans (MEM)	\$ 2009	First (4)
Robert Dozier (MEM)	2009	Second (60)
• MEMPHIS 9 Players 5 1st Rd • 4 2nd Rd		
JOHN WALL (UK) \$ 2010 FIRST (1)		
DeMarcus Cousins (UK)	\$ 2010	First (5)
Patrick Patterson (UK)	\$ 2010	First (14)
Eric Bledsoe (UK)	2010	First (18)
Daniel Orton (UK)	2010	First (29)
Enes Kanter (UK)	\$ 2011	First (3)
Brandon Knight (UK)	\$ 2011	First (8)
Josh Harrellson (UK)	2011	Second (45)
DeAndre Liggins (UK)	2011	Second (53)
ANTHONY DAVIS (UK) \$ 2012 FIRST (1)		
Michael Kidd-Gilchrist (UK)	\$ 2012	First (2)
Terrence Jones (UK)	2012	First (18)
Marquis Teague (UK)	2012	First (29)
Doron Lamb (UK)	2012	Second (42)
Darius Miller (UK)	2012	Second (46)
Nerlens Noel (UK)	\$ 2013	First (6)
Archie Goodwin (UK)	2013	First (29)
Julius Randle (UK)	\$ 2014	First (7)
James Young (UK)	2014	First (17)
KARL-ANTHONY TOWNS (UK) \$ 2015 FIRST (1)		
Willie Cauley-Stein (UK)	\$ 2015	First (6)
Trey Lyles (UK)	\$ 2015	First (12)
Devin Booker (UK)	\$ 2015	First (13)
Andrew Harrison (UK)	2015	Second (44)
Dakari Johnson (UK)	2015	Second (48)
Jamal Murray (UK)	\$ 2016	First (7)
Skal Labissiere (UK)	2016	First (28)
Tyler Ulis (UK)	2016	Second (34)
De'Aaron Fox (UK)	\$ 2017	First (5)
Malik Monk (UK)	\$ 2017	First (11)
Bam Adebayo (UK)	\$ 2017	First (14)
Kevin Knox (UK)	\$ 2018	First (9)
Shai Gilgeous-Alexander (UK)	\$ 2018	First (11)
Jarred Vanderbilt (UK)	2018	Second (41)
Hamidou Diallo (UK)	2018	Second (45)
PJ Washington (UK)	\$ 2019	First (12)
Tyler Herro (UK)	\$ 2019	First (13)
Keldon Johnson (UK)	2019	First (29)
Tyrese Maxey (UK)	2020	First (21)
Immanuel Quickley (UK)	2020	First (25)
Nick Richards (UK)	2020	Second (42)
Isaiah Jackson (UK)	2021	First (22)
Brandon Boston Jr. (UK)	2021	Second (51)
Shaedon Sharpe (UK)	\$ 2022	First (7)
TyTy Washington Jr. (UK)	2022	First (29)
Cason Wallace (UK)	\$ 2023	First (10)
Chris Livingston (UK)	2023	Second (58)
Reed Sheppard (UK)	\$ 2024	First (3)
Rob Dillingham (UK)	\$ 2024	First (8)
Antonio Reeves (UK)	2024	Second (47)
• KENTUCKY 50 Players 37 1st Rd • 13 2nd Rd		
Adou Thiero (ARK)	2025	Second (36)
• ARKANSAS 1 Player 0 1st Rd • 1 2nd Rd		

CALIPARI 4TH FASTEST TO 800 CAREER VICTORIES; NEARING 900

With Kentucky's overtime win over Mississippi State on Jan. 25, 2022, John Calipari reached 800 on-court wins, all at the Division I level. At the time he was one of just 22 coaches, regardless of NCAA level of classification, to reach that barrier. Overall, only 16 coaches have done it with at least 10 seasons at the Division I level.

Calipari was the fourth-fastest coach to 800 on-court wins at 1,037 games. Only Adolph Rupp (972 games), Roy Williams (1,012 games) and Dean Smith (1,029 games) did it faster.

Calipari is nearing his 900th career win and he is on pace to reach that plateau as potentially the second-fastest coach in D-I history to do so, trailing Roy Williams (1,161 games) and possibly beating Mike Krzyzewski at 1,183 games.

Although Calipari is still climbing the charts, he is doing it nearly as fast as anyone else in NCAA history. When he defeated Mississippi State on Jan. 17, 2024, Calipari became the third-fastest active head coach to 400 wins at a single program, trailing only Bill Self (Kansas - 484) and Mark Few (Gonzaga - 499). Overall, Calipari needed just 516 games to reach 400 wins while at UK to rank the eighth fastest in Division I history.

FASTEST TO 800 D-I WINS	Gms	FASTEST TO 900 D-I WINS	Gms
1. Adolph Rupp	972	1. Roy Williams	1,161
2. Roy Williams	1,012	2. Mike Krzyzewski	1,183
3. Dean Smith	1,029	3. Jim Boeheim	1,251
4. JOHN CALIPARI (active)	1,037	4. Bob Knight	1,269
		JOHN CALIPARI (890 wins)	1,172
		Rick Pitino (898 wins)	1,214

FIRST BALLOT HALL OF FAMER

John Calipari joined basketball's fraternity of legends in September of 2015 after being elected to the Naismith Memorial Basketball Hall of Fame on the first ballot. Calipari joined an elite group of basketball players and coaches in the Naismith Hall of Fame, considered to be one of the ultimate honors in the sport.

The Class of 2015 included Calipari, Dick Bevetta, Louis Dampier, Lindsay Gaze, Tom Heinsohn, John Isaacs, Spencer Haywood, Lisa Leslie, Dikembe Mutombo, George Raveling and JoJo White. Calipari was inducted in Springfield, Mass., and nearly 70 of his former players joined him on stage during his acceptance speech.

COACH CAL IMMORTALIZED AT UMASS, CLARION, CONFERENCE USA

John Calipari's Hall of Fame rise began at UMass, and the school honored his program's breakthrough in the 1990s by unveiling a statue of Calipari on the Amherst campus in September 2021. Calipari was one of four icons synonymous with UMass basketball to earn the honor. Calipari's statue was unveiled next to Marcus Camby, Julius Erving and the late Jack Leaman outside the Mullins Center.

At UMass, Calipari led the Minutemen to a 193-71 on-court record in his eight seasons as head coach from 1989-96. His .731 career winning percentage remains the best in school history. Calipari led UMass to five straight NCAA Tournament appearances from 1992 to 1996 after UMass had gone to the NAAs only once in the first 81 years of the program. His Minutemen made the Atlantic 10's first and only Final Four appearance during the 1996 season, during which they went 35-2 overall and spent 10 weeks ranked No. 1 in the nation. Following the 1996 season, Calipari was named National Coach of the Year by the National Association of Basketball Coaches, The Sporting News and Naismith.

Clarion honored Calipari by having a statue erected and naming the basketball court in his honor. Tippin Gymnasium's floor was officially renamed the John V. Calipari Court in September 2021 and is better known as "Coach Cal Court." Calipari started his college playing career at UNC Wilmington before transferring to Clarion in 1981, helping the Golden Eagles reach their first NCAA Division II Tournament in program history that year.

In the summer of 2022, Calipari was enshrined into the Conference USA Hall of Fame. Calipari was honored by the league for his impressive tenure as head men's basketball coach at the University of Memphis, where he coached from the 2000-09. Calipari led the Tigers to the 2008 NCAA title game, including an NCAA, single-season record 38 wins. As a result, he earned his second Naismith National Coach of the Year honor, becoming only the second coach to earn the honor multiple times since its inception in 1987. Calipari, the 2009 Sports Illustrated National Coach of the Year, led the Tigers to nine straight 20-win campaigns and nine consecutive postseason appearances, the only Memphis coach to do that. He posted 252 on-court wins - 28.0 wins per season - as the Tigers' head coach, making him the winningest coach in school history. From 2006-08, the Tigers won 104 games, making Calipari the winningest head coach in NCAA Division I history in a three-year span.

A WOODEN AWARD LEGEND OF COACHING

On Oct. 3, 2023, it was announced that John Calipari would receive the John R. Wooden Award "Legends of Coaching" honor. On April 12, 2024, the newly named Razorback head basketball coach was on hand for the trophy presentation at the Los Angeles Athletic Club.

The "Legends of Coaching" honor recognizes coaches who exemplify Coach Wooden's high standard of coaching success and personal integrity. The award was adopted by the Wooden Award Steering Committee in 1999. The honorees are selected based on character, success on the court, graduation rate of student-athletes in their basketball program, coaching philosophy, and identification with the goals of the John R. Wooden Award. He will be presented the honor along with the 2024 Wooden Award winners on April 12, 2024.

Chairman of the Wooden Award Steering Committee Sam Lagana said, "Coach John Calipari has been a significant part of the Wooden Award experience, dating back to his first head coaching assignment at UMass. He has supported the Award and stood with his candidates and winners every step of the way. Coach Wooden had an appreciation for Coach Cal that carried through the years and Coach Calipari has demonstrated great reverence for Coach Wooden as both shared a 'players first' mentality, with emphasis on care for the student-athlete and in the value of competitive greatness. John Calipari is a wonderful addition to the fraternity of Wooden Award 'Legends of Coaching' recipients."

Calipari's on-court success is well publicized and culminated with the highest honor in the sport by being inducted into the Naismith Hall of Fame. Off the court, Coach Calipari's impact has been felt in his community and abroad. In 2012, he founded the John Calipari Foundation which has partnered with many organizations, including: Samaritan's Feet, 4 Paws for Ability, One Parent Scholar House and Team Focus. He has partnered with the American Red Cross to raise millions of dollars to help people affected by disasters such as the 2010 Haitian earthquake, 2012 Superstorm Sandy, and the 2022 flooding in Eastern Kentucky. He helped spearhead the creation of the John McLendon Minority Leadership Initiative, a national coach-driven initiative to provide minorities with a jump-start to their careers.

CALIPARI VS. ALL OPPONENTS

Opponent	Overall	at ARK	Opponent	Overall	at ARK	Opponent	Overall	at ARK
Abilene Christian	1-0	-	Kansas State	2-2	-	Seton Hall	1-1	-
Alabama	20-8	0-1	Keene State	1-0	-	Siena	4-0	-
Alabama-Birmingham (UAB)	15-3	-	Kentucky	3-4	1-0	South Carolina	18-7	2-1
Albany	2-0	-	La Salle	3-0	-	South Carolina State	1-0	-
Arizona	1-1	-	Lafayette (Pa.)	1-0	-	South Florida (USF)	10-1	-
Arizona State	2-1	-	Lamar	5-0	-	Southern	2-0	1-0
Arkansas	16-9	-	LIU-Brooklyn	1-0	-	Southern Cal	2-0	-
Arkansas-Little Rock	4-0	1-0	Lipscomb	2-0	1-0	SMU	7-0	-
Arkansas-Pine Bluff	1-0	-	Long Beach State	1-0	-	South Connecticut	1-0	-
Arkansas State	4-0	-	Louisiana State (LSU)	16-6	1-1	Southeastern Louisiana	3-0	-
Auburn	15-8	0-2	Louisiana Tech	1-1	-	Southern Illinois	1-0	-
Austin Peay	6-1	-	Louisville	20-8	1-0	Southern Miss	15-4	-
Baylor	1-3	0-1	Loyola (Md.)	1-0	-	Southwest Texas St.	1-0	-
Bellarmine	1-0	-	Manhattan	2-0	-	St. Bonaventure	17-1	-
Belmont	2-0	-	Marist	2-0	-	St. John's	2-0	1-0
Boise State	1-0	-	Marquette	3-1	-	Saint Joseph's	16-5	-
Boston	7-1	-	Marshall	7-0	-	Saint Mary's College	1-0	-
Boston College	2-0	-	Maryland	5-3	-	Saint Peter's	1-0	-
Bradley	1-0	-	Maryland-Eastern Shore	1-0	1-0	Stanford	3-2	-
Bucknell	1-0	-	Massachusetts	1-0	-	Stephen F. Austin	1-0	-
Buffalo	3-0	-	Massachusetts-Lowell	2-1	-	Stonehill	1-0	-
BYU	1-0	-	Memphis	1-0	-	Stony Brook	1-0	-
Cal State-Northridge	1-0	-	Miami (Fla.)	2-1	1-0	Syracuse	3-2	-
Canisius	1-0	-	Miami (Ohio)	2-0	-	TCU	7-1	-
Central Arkansas	2-0	2-0	Michigan	3-0	1-0	Temple	13-11	-
Central Connecticut State	2-0	-	Michigan State	3-3	0-1	Tennessee	23-17	1-1
Central Florida (UCF)	5-0	-	Middle Tennessee	3-0	-	Tennessee-Martin	5-0	-
Central Michigan	1-0	-	Milwaukee	1-0	-	Tennessee State	1-0	-
Charlotte	2-3	-	Mississippi (Ole Miss)	20-7	1-2	Tennessee Tech	1-0	-
Chattanooga	2-0	-	Mississippi State	21-1	1-0	Texas	4-2	2-0
Christian Brothers	2-0	-	Mississippi Valley State	1-0	-	Texas-Arlington	3-0	-
Cincinnati	6-7	-	Missouri	13-6	2-0	Texas-El Paso (UTEP)	5-0	-
Cleveland State	4-0	-	Monmouth	2-0	-	Texas-San Antonio	1-0	1-0
Coastal Carolina	1-0	-	Montana State	1-0	-	Texas A&M	12-6	0-1
Colorado	1-1	-	Morehead State	3-0	-	Texas A&M-Commerce	1-0	-
Colorado State	0-1	-	Mount St. Mary's	2-0	-	Texas Tech	2-1	1-1
Columbia	1-0	-	Murray State	1-0	-	Towson	1-0	-
Connecticut	2-5	-	Nevada	1-0	-	Troy	2-0	1-0
Coppin State	1-0	-	New Hampshire	5-0	-	Tulane	16-0	-
Cornell	1-0	-	New Mexico	1-0	-	Tulsa	11-1	-
Dartmouth	1-0	-	New Mexico State	1-0	-	UCLA	4-5	-
Davidson	1-0	-	New Orleans	1-0	-	Utah	2-2	-
Dayton	1-0	-	NIJT	1-0	-	Utah Valley	2-0	-
DePaul	4-2	-	North Carolina	9-4	-	Valparaiso	1-0	-
Detroit	1-0	-	UNC-Asheville	2-0	-	Vanderbilt	28-6	1-0
Drexel	2-0	-	UNC-Greensboro	2-0	-	Vermont	3-0	-
Duke	1-4	-	UNC-Wilmington	1-1	-	Villanova	2-0	-
Duquesne	13-4	-	North Carolina A&T	1-0	1-0	Virginia	0-1	-
East Carolina	7-0	-	North Carolina State	1-0	-	VMI	1-0	-
East Tennessee State	4-0	-	North Dakota	1-0	-	Virginia Tech	3-0	-
Eastern Kentucky	4-0	-	North Florida	2-0	-	Wake Forest	2-1	-
Eastern Michigan	2-0	-	North Texas	1-0	-	Washington	1-0	-
Evansville	0-1	-	Northeastern	3-1	-	West Virginia	13-7	-
Fairfield	1-0	-	Northern Kentucky	2-0	-	Western Kentucky	3-0	-
Fairleigh Dickinson	1-0	-	Northwestern State	1-0	-	Wichita State	2-0	-
Florida	25-11	0-1	Notre Dame	2-3	-	Winthrop	4-0	1-0
Florida A&M	1-0	-	Oakland	2-1	1-0	Wisconsin	1-1	-
Florida State	1-1	-	Ohio	1-0	-	Wofford	2-0	-
Florida Tech	0-1	-	Ohio State	1-3	-	Wright State	1-0	-
Fordham	5-0	-	Oklahoma	5-2	0-1	Xavier	2-2	-
Fort Wayne	1-0	-	Oklahoma State	0-2	-	Yale	2-0	-
Fresno State	1-0	1-0	Old Dominion	2-0	-	Totals	890-282	35-19
Furman	1-0	-	Oral Roberts	1-0	-			
George Mason	1-0	-	Oregon State	1-0	-			
George Washington	8-9	-	Pacific	1-0	1-0			
Georgetown	2-1	-	Penn	4-0	-			
Georgia	23-5	1-1	Penn State	4-4	-			
Georgia Tech	2-2	-	Pepperdine	1-0	-			
Gonzaga	4-2	-	Pittsburgh	2-1	-			
Grand Canyon	1-0	-	Portland	3-0	-			
Hampton	1-0	-	Princeton	2-0	-			
Hartford	2-0	-	Providence	4-1	-			
Harvard	2-0	-	Purdue	2-1	-			
High Point	1-0	-	Queens	1-0	1-0			
Hofstra	1-0	-	Radford	1-0	-			
Holy Cross	4-1	-	Rhode Island	16-2	-			
Houston	17-3	-	Rice	4-0	-			
Howard	2-0	-	Richmond	1-1	-			
Illinois	1-2	0-1	Rider	1-0	-			
Illinois-Chicago (UIC)	1-0	-	Robert Morris	2-1	-			
Illinois State	2-0	-	Rutgers	11-4	-			
Indiana	3-2	-	Saint Louis	4-3	-			
Iowa	0-1	-	Saint Peter's	0-1	-			
Iowa State	2-0	-	Sam Houston State	1-0	-			
Jackson State	3-0	1-0	Samford	4-0	1-0			
James Madison	1-0	1-0	Santa Clara	1-0	-			
Kansas	6-9	1-0	Savannah State	1-0	-			

CAL AT SEC ARENAS

	TOTAL	MASS	UM	UK	ARK
Coleman Coliseum	5-5	0-0	1-0	4-5	0-0
Bud Walton Arena	8-5	0-0	1-1	7-4	(23-4)
Neville Arena ^	4-8	0-0	0-0	4-6	0-2
O'Connell Center	10-5	0-0	0-0	10-5	0-0
Stegman Coliseum	7-5	0-0	0-0	7-4	0-1
Rupp Arena	1-1	0-1	0-0	(234-25)	1-0
Maravich Center	6-5	0-0	0-0	6-4	0-1
Black Pavilion #	4-1	0-0	0-0	3-1	1-0
Humphrey Coliseum	9-0	0-0	0-0	9-0	0-0
Mizzou Arena	4-3	0-0	0-0	4-2	0-1
Lloyd Noble Center	1-1	1-1	0-0	0-0	0-0
Colonial Life Arena	5-7	0-0	0-0	5-6	0-1
Thompson-Boling Arena	9-10	0-0	1-2	8-7	0-1
Moody Center	1-0	0-0	0-0	0-0	1-0
Reed Arena	6-4	0-0	0-0	6-3	0-1
Memorial Gym	14-2	0-0	0-0	13-2	1-0
As Opposing Coach	94-62	1-2	3-3	86-49	4-8
NOTES	TOT	MASS	UM	UK	ARK
* AUB Beard-Graves Memorial	1-0	0-0	0-0	1-0	-
# OM Tad Smith Coliseum	3-2	0-0	1-1	2-1	-
* MIZ Hearnes Center	0-1	0-0	0-0	0-1	-

DREAM MAKER

As someone who prides himself on helping young men reach their dreams, John Calipari has helped 77 players get drafted or play in the NBA as free agents, including 62 players going in the NBA Draft.

- ^ 62 NBA Draft picks ranks third all-time, trailing only Mike Krzyzewski (74) and Dean Smith (65)
- ^ 62 1st and 2nd round draft picks rank second all-time, trailing Mike Krzyzewski (66) ... Roy Williams has the third-most (32)
- ^ 43 1st round picks ranks second all-time, trailing Mike Krzyzewski (46)
- ^ 29 lottery picks are tied for the most by any college coach in history (with Mike Krzyzewski)
- ^ 18 consecutive years (2008-25) with a player being drafted is the second-best streak all-time behind Dean Smith's 23 (1965-87) and THE ONLY COACH to have an 18-year streak since the draft was shortened to two rounds in 1989 as well BEING THE ONLY COACH to have a streak of 18 consecutive years of having at least one player drafted in the first or second round
- ^ Four No. 1 overall picks tie Mike Krzyzewski for the most all-time
- ^ In 2010, five of his players were selected in the first round marking the first time in NBA history having five from one school
- ^ His six players selected overall in both the 2012 and 2015 NBA drafts are the most by one coach in the two-round era
- ^ Only coach to produce the top two picks in the same draft (2012, #1 Anthony Davis and #2 Michael Kidd-Gilchrist)
- ^ Is the only coach in history to have a former player win each of the six major NBA awards: Player of the Year (twice), Rookie of the Year, Sixth Man of the Year, Most Improved Player of the Year and Clutch Player of the Year
- ^ Eleven of his former players have combined to earn 43 NBA All-Star honors, 10 have been tabbed All-NBA (21 times), three were named NBA Rookie of the Year, and 19 players have made the NBA All-Rookie teams. Derek Rose was named NBA MVP in 2011 and Shai Gilgeous-Alexander was the 2025 NBA MVP.

CHANGING FAMILIES LIVES ... \$5.8 BILLION AND COUNTING

John Calipari hasn't just signed the best talent in the country; he's been the best at developing that talent, making those players better prepared than anyone else and getting them ready for all things at the next level. The proof is in the numbers.

Entering the 2025-26 NBA season, Calipari's NBA pros will have amassed over \$5.898 billion in NBA contracts over their careers, which does not include endorsement deals or players on overseas contracts. Through 2024-25 his players on NBA rosters have tallied over \$2 billion alone. For the 2025-26 NBA season alone, Cal's players are set to earn over \$563 million.

CALIPARI UNRIVALED IN CONFERENCE

John Calipari has won a combined 16 league regular-season championships in his career (including six Southeastern Conference titles). That is six more than the next-closest coach in the SEC (Bruce Pearl has 10). Calipari has won a combined 15 conference tournament titles in his career (six in the SEC), 10 more than his closest competitor (Nate Oats with five).

Calipari has tallied a 417-143 (74.4%) all-time record within conference play as a head coach and owns a 209-77 (73.1%) record since joining the SEC.

Although he's been publicly outspoken against conference tournaments – only because he doesn't favor playing three or more games on consecutive days to win the tournament – his teams have gotten up for them. Calipari's teams at UMass, Memphis and Kentucky have been to 19 conference championship games in his career, winning a remarkable 15 of them. Calipari is 59-17 (77.6%) all-time in conference tournaments, including 25-9 (73.5%) in the SEC. Calipari's 25 SEC Tournament wins ties for third all-time (Adolph Rupp 57, Billy Donovan 27, Wimp Sanderson 25).

THERE'S NO PLACE LIKE HOME

John Calipari-coached teams have posted an all-time record of 496-62 (88.9%) record at home (23-4 at ARK • 10-0 in '25-26). Calipari's best home winning streak came when he began his career at UK with a 54-game home win streak at Rupp Arena. He additionally had a 42-game home win streak at UK (2014-17). He has gone undefeated at home 10 times overall – adding seven times with just one loss – while going undefeated at home in league play 14 times.

LIFE AWAY FROM HOME ISN'T SO BAD EITHER

As good as John Calipari's team's have been at home, they're pretty good in hostile environments on the road. His teams are 220-140 (61.1%) overall on the road (5-9 at ARK). At neutral-site venues, his teams are 174-80 (68.5%) – 7-6 at ARK • 2-2 in '25-26 – including 6 seasons with at least 10 neutral-site wins.

CALIPARI IN ELITE COMPANY WITH CONFERENCE CHAMPIONSHIPS

When Kentucky clinched a share of the 2017 Southeastern Conference championship, John Calipari became the first NCAA Division I coach to lead three different programs (UMass, Memphis, Kentucky) to five on-court, regular-season league titles three different times. UMass won five Atlantic 10 titles (1992, '93, '94, '95 and '96). Memphis claimed five Conference USA crowns (2004, '06, '07, '08 and '09). Kentucky captured the SEC Championship six times (2010, '12, '15, '16, '17 and '20). Perhaps more impressive is that Calipari has 31 combined regular-season and tournament championships. That trails only Mark Few of Gonzaga (41 titles) and Kentucky's Adolph Rupp (41) for the most combined championships. Bill Self (Kansas) also has 31 combined titles.

CALIPARI AT NO. 1

John Calipari is one of just two coaches (Frank McGuire) to lead three programs to a No. 1 ranking in the Associated Press Top 25. Calipari has led 10 of his teams to a No. 1 AP ranking. His teams are 110-13 (89.4%) as when ranked #1 by AP #1, including 69-8 at UK, 32-4 at UMass and 9-1 at Memphis. His 110 victories are the most among active coaches with victories at No. 1. He has coached 123 career games as #1, 4th-most in NCAA history, trailing Mike Krzyzewski (255), John Wooden (228) and Adolph Rupp (127). Among coaches who have owned a #1 ranking in at least 119 games, Calipari's winning percentage of 89.4% trails only Wooden (95.2%)

^ Calipari is 6-7 all-time when playing an AP #1 team.

PRESIDENT CALIPARI

University of Arkansas head coach John Calipari served as the President of the NABC Board of Directors for the 2024-25 season. "John Calipari is one of basketball's most impactful leaders, and he has a passion for addressing issues that impact the sport and the coaching profession," said NABC Executive Director Craig Robinson. "Coach Calipari has long been a vocal advocate for coaches from all levels, and I'm confident our entire NABC membership will benefit from his service in this role." Calipari first joined the NABC Board of Directors in 2013, and served as its First Vice President for the 2023-24.

CALIPARI RECEIVED 2022 JEFFERSON AWARD

John Calipari received the Jefferson Award for Outstanding Public Service in Sports by Multiplying Good on Nov. 2, 2022. For more than 50 years, Multiplying Good has honored those who put others first. Those receiving the Jefferson Award are empowered to do more, while their stories of extraordinary public service inspire others to action. It is an award that underscores impact. Founded over 50 years ago by Jackie Kennedy Onassis, Sen. Bob Taft Jr., and Sam Beard, Multiplying Good is the world's most foremost and highly celebrated organization focused on and honoring public service. Other recipients of the Jefferson Award include Arthur Ashe, Tom Brokaw, Larry Fitzgerald, Betty Ford, John Glenn, Bob Hope, Steve Jobs, Shaquille O'Neal, General Colin Powell, John D. Rockefeller and Oprah Winfrey. Calipari is the first men's college basketball coach to receive the honor.

CALIPARI NAMED SPORTING NEWS' COACH OF THE DECADE FROM THE 2010'S; HONORED BY THE ATHLETIC TOO

Underscored by more victories than any other coach or program, more Final Four appearances, a record number of NBA Draft picks and the 2012 national championship, John Calipari was named the College Basketball Coach of the Decade by Sporting News in January 2020. In a piece penned by national writer Mike DeCourcy, Sporting News credited Calipari for changing the college basketball landscape. Detailing Calipari's success - what DeCourcy described as a "college basketball revolution" - DeCourcy wrote that "no one defined the 2010s in the same way as Calipari ... nor achieved the same degree of consistent success." Calipari is one of two coaches (with Coach K) to have three teams listed on The Athletics' 25 "Best College Basketball Teams from 2000-25" (7/16/25). He is the only coach to have two teams among the top five and the only coach to lead two different programs on the list – Memphis 2007-08 at #20, Kentucky 2014-15 at #4 and Kentucky 2011-12 at #2.

#LaFamilia NBA Awards

NBA PLAYER OF THE YEAR(2)	2011 Derrick Rose	2006 Earl Barron	MEM
	2025 Shai Gilgeous-Alexander	2008 Darius Washington	MEM
NBA ROOKIE OF THE YEAR(3)	2009 Derrick Rose	2013 Antonio Anderson	MEM
	2010 Tyreke Evans	2016 Aaron Harrison	UK
	2016 Karl-Anthony Towns	2017 Alex Poythress	UK
NBA DEFENSIVE PLAYER OF THE YEAR.....(1)		2017 Kyle Wiltjer	UK
	2007 Marcus Camby	2019 Isaiah Briscoe	UK
NBA MOST IMPROVED PLAYER.....(2)		2019 Isaac Humphries	UK
	2021 Julius Randle	2020 Mychal Mulder	UK
	2024 Tyrese Maxey	2020 Wenyen Gabriel	UK
NBA SIXTH MAN OF THE YEAR(1)		2021 Ashton Hagans	UK
	2022 Tyler Herro	2022 Olivier Sarr	UK
NBA CLUTCH PLAYER OF THE YEAR(1)		2024 Jacob Toppin	UK
	2023 De'Aaron Fox	2024 Oscar Tshiebewe	UK
NBA CARES COMMUNITY ASSIST AWARD.....(3)		2025 Justin Edwards	UK
	2021 Devin Booker		
	2017 DeMarcus Cousins (offseason)		
	2016 John Wall		
NBA SOCIAL JUSTICE CHAMPION(1)			
	2024 Karl-Anthony Towns		
NBA SPORTSMANSHIP AWARD(1)			
	2024 Tyrese Maxey		
NBA CHAMPION.....(1)			
	2020 Anthony Davis		
	2023 Jamal Murray		
ALL-NBA TEAM(21)			
	2011 Derrick Rose (1st)		
	2012 Derrick Rose (1st)		
	2015 Anthony Davis (1st)		
	DeMarcus Cousins (2nd)		
	2016 DeMarcus Cousins (2nd)		
	2017 Anthony Davis (1st)		
	John Wall (3rd)		
	2018 Anthony Davis (1st)		
	Karl-Anthony Towns (3rd)		
	2020 Anthony Davis (1st)		
	2021 Julius Randle (2nd)		
	2022 Devin Booker (1st)		
	Karl-Anthony Towns (3rd)		
	2023 Shai Gilgeous-Alexander (1st)		
	De'Aaron Fox (3rd)		
	Julius Randle (3rd)		
	2024 Shai Gilgeous-Alexander (1st)		
	Anthony Davis (2nd)		
	Devin Booker (3rd)		
	2025 Shai Gilgeous-Alexander (1st)		
	Karl-Anthony Towns (3rd)		
ALL-NBA ROOKIE TEAM(19)			
	1997 Marcus Camby (1st)		
	2010 Tyreke Evans (1st)		
	Derrick Rose (1st)		
	2011 DeMarcus Cousins (1st)		
	John Wall (1st)		
	Eric Bledsoe (2nd)		
	2012 Brandon Knight (1st)		
	2013 Anthony Davis (1st)		
	Michael Kidd-Gilchrist (2nd)		
	2015 Nerlens Noel (1st)		
	2016 Karl-Anthony Towns (1st)		
	Devin Booker (1st)		
	Willie Cauley-Stein (2nd)		
	2017 Jamal Murray (2nd)		
	2019 Shai Gilgeous-Alexander (2nd)		
	2020 Tyler Herro (2nd)		
	PJ Washington (2nd)		
	2021 Immanuel Quickley (2nd)		
	2024 Cason Wallace (2nd)		
ALL-NBA DEFENSIVE TEAM(17)			
	2005 Marcus Camby (2nd)		
	2006 Marcus Camby (2nd)		
	2007 Marcus Camby (1st)		
	2008 Marcus Camby (1st)		
	2015 Anthony Davis (2nd)		
	John Wall (2nd)		
	2017 Anthony Davis (2nd)		
	2018 Anthony Davis (1st)		
	2019 Eric Bledsoe (1st)		
	2020 Anthony Davis (1st)		
	Eric Bledsoe (2nd)		
	Bam Adebayo (2nd)		
	2021 Bam Adebayo (2nd)		
	2022 Bam Adebayo (2nd)		
	2023 Bam Adebayo (2nd)		
	2024 Anthony Davis (1st)		
	Bam Adebayo (1st)		
FREE AGENTS TO PLAY IN NBA(15)			
	2006 Earl Barron		
	2008 Darius Washington		
	2013 Antonio Anderson		
	2016 Aaron Harrison		
	2017 Alex Poythress		
	2017 Kyle Wiltjer		
	2019 Isaiah Briscoe		
	2019 Isaac Humphries		
	2020 Mychal Mulder		
	2020 Wenyen Gabriel		
	2021 Ashton Hagans		
	2022 Olivier Sarr		
	2024 Jacob Toppin		
	2024 Oscar Tshiebewe		
	2025 Justin Edwards		
NBA CHAMPIONS.....(4)			
	2020 Anthony Davis (Lakers)		
	2023 Jamal Murray (Nuggets)		
	2025 Shai Gilgeous-Alexander (Thunder)		
	Cason Wallace (Thunder)		
NBA ALL-STAR TEAM(43)			
	2010 Derrick Rose		
	2011 Derrick Rose		
	2012 Derrick Rose		
	2014 Anthony Davis		
	John Wall		
	2015 DeMarcus Cousins		
	Anthony Davis		
	John Wall		
	2016 DeMarcus Cousins		
	Anthony Davis		
	John Wall		
	2017 DeMarcus Cousins		
	Anthony Davis		
	John Wall		
	2018 DeMarcus Cousins		
	Anthony Davis		
	Karl-Anthony Towns		
	John Wall		
	2019 Anthony Davis		
	Karl-Anthony Towns		
	2020 Bam Adebayo		
	Devin Booker		
	Anthony Davis		
	2021 Devin Booker		
	Anthony Davis		
	Julius Randle		
	2022 Devin Booker		
	Karl-Anthony Towns		
	2023 Bam Adebayo		
	De'Aaron Fox		
	Shai Gilgeous-Alexander		
	Julius Randle		
	2024 Bam Adebayo		
	Devin Booker		
	Anthony Davis		
	Shai Gilgeous-Alexander		
	Tyler Herro		
	Karl-Anthony Towns		
ALL-STAR GAME MVP.....(1)			
	2017 Anthony Davis		
RIISING STARS CHALLENGE MVP(3)			
	2010 Tyreke Evans		
	2011 John Wall		
	2017 Jamal Murray		
SLAM DUNK CONTEST WINNER.....(2)			
	2014 John Wall		
	2019 Hamidou Diallo		
3-POINT CONTEST WINNER(2)			
	2018 Devin Booker		
	2022 Karl-Anthony Towns		
SKILLS CHALLENGE WINNER.....(3)			
	2009 Derrick Rose		
	2016 Karl-Anthony Towns		
	2020 Bam Adebayo		

CALIPARI'S ALL-TIME COLLEGIATE PLAYER HONORS

NATIONAL PLAYER OF THE YEAR	4
UMASS	1
1996 Marcus Camby AP, UPI, USBWA, Wooden, Naismith, NABC, Rupp, Basketball Times, Sporting News, CBS	
KENTUCKY	3
2010 John Wall Adolph Rupp, Yahoo!, Rivals	
2012 Anthony Davis Adolph Rupp, AP, CBS, Basketball Times, Naismith, Sporting News, USBWA, Wooden	
2022 Oscar Tshiebwe AP, CBS, College Hoops Today, NABC, Naismith, Sporting News, The Athletic, Field of 68, USBWA, USA Today, Wooden	
NATIONAL FRESHMAN OF THE YEAR	2
MEMPHIS	1
2009 Tyreke Evans USBWA, CBS, ESPN, Fox, Sporting News	
KENTUCKY	1
2024 Reed Sheppard USBWA, NABC, CBS, SI	
ALL-AMERICANS	25
UMASS	3
1994 Lou Roe Sporting News (2), Basketball Weekly (2) NABC (3)	
1995 Lou Roe Wooden (1), Sporting News (1) AP (2), USBWA (2), NABC (2), UPI (2) Basketball Times (2)	
1996 Marcus Camby AP (1), USBWA (1), Wooden, NABC (1), UPI (1) Basketball Times (1), Basketball Weekly (1)	
MEMPHIS	8
2002 Dajuan Wagner AP (HM)	
2003 Chris Masse Fox (3), CNN (1), HM	
2004 Antonio Burks AP (HM)	
2006 Rodney Carney USBWA (2), ESPN (2)	
2007 Chris Douglas-Roberts AP (HM)	
2008 Chris Douglas-Roberts Wooden, USBWA (1), AP (1), NABC (1), ESPN (1) Sporting News (1), Basketball Times (2) Derrick Rose Wooden, AP (3), NABC (3), Basketball Times (3)	
2009 Tyreke Evans CBS (3), SI (3), AP (HM)	
KENTUCKY	14
2010 DeMarcus Cousins AP (1), NABC (2), USBWA (2), SN (2) John Wall AP (1), NABC (1), USBWA (1), SN (1)	
2012 Anthony Davis AP (1), NABC (1), USBWA (1), SN (1) Michael Kidd-Gilchrist USBWA (2), SN (2), AP (3), NABC (3)	
2014 Julius Randle AP (3), NABC (3)	
2015 Willie Cauley-Stein AP (1), NABC (1), USBWA (1), SN (1) Karl-Anthony Towns AP (2), NABC (2), SN (3)	
2016 Jamal Murray AP (3) Tyler Ulis AP (1), SN (1), USBWA (2), NABC (2)	
2017 Malik Monk SN (2), USBWA (2), NABC (2), AP (2)	
2019 PJ Washington SN (3), USBWA (3), NABC (3), AP (3)	
2022 Oscar Tshiebwe SN (1), USBWA (1), NABC (1), AP (1)	
2023 Oscar Tshiebwe SN (3), USBWA (2), NABC (2), AP (2)	
2024 Antonio Reeves SN (3)	
COSIDA ACADEMIC ALL-AMERICA	1
2016 Alex Poythress (Kentucky)	2nd Team

CONFERENCE PLAYER OF THE YEAR	12
UMASS	3
1992 Harper Williams	
1995 Lou Roe	
1996 Marcus Camby	
MEMPHIS	3
2004 Antonio Burks	
2006 Rodney Carney	
2008 Chris Douglas-Roberts	
KENTUCKY	6
2010 John Wall	Coaches AP
2012 Anthony Davis	Coaches AP
2016 Tyler Ulis	Coaches AP
2017 Malik Monk	AP
2020 Immanuel Quickley	Coaches
2022 Oscar Tshiebwe	Coaches AP
CONF. FROSH/NEWCOMER OF THE YEAR	20
UMASS	2
1989 Jim McCoy	Freshman
1994 Marcus Camby	Freshman & Newcomer
MEMPHIS	6
2002 Dajuan Wagner	Freshman
2004 Sean Banks	Freshman
2005 Darius Washington	Freshman
2006 Shawne Williams	Freshman
2008 Derrick Rose	Freshman
2009 Tyreke Evans	Freshman
KENTUCKY (Coaches - Frosh - AP - Newcomer)	12
2010 DeMarcus Cousins	Coaches
2010 John Wall	AP
2011 Terrence Jones	Coaches / AP
2012 Anthony Davis	Coaches / AP
2013 Nerlens Noel	Coaches / AP
2014 Julius Randle	Coaches / AP
2015 Karl-Anthony Towns	Coaches / AP
2017 Malik Monk	Coaches / AP
2018 Kevin Knox	Coaches
2019 Tyler Herro	AP
2019 Keldon Johnson	Coaches
2024 Reed Sheppard	Coaches
CONFERENCE SIXTH MAN OF THE YEAR	7
UMASS (AIO Did Not Select a Sixth Man of the Year)	
MEMPHIS	2
2007 Jeremy Hunt	
2009 Wesley Witherspoon	
KENTUCKY	5
2012 Darius Miller	Coaches
2013 Kyle Wiltjer	Coaches
2015 Devin Booker	Coaches
2023 Antonio Reeves	Coaches
2024 Rob Dillingham	Coaches
CONFERENCE DEFENSIVE PLAYER OF THE YEAR	9
UMASS (AIO Did Not Select a Defensive POY)	
MEMPHIS	3
2007 Joey Dorsey	
2008 Joey Dorsey	
2009 Antonio Anderson	
KENTUCKY	6
2010 John Wall	Coaches/AP
2012 Anthony Davis	Coaches/AP
2016 Tyler Ulis	Coaches/AP
2017 Malik Monk	AP
2020 Immanuel Quickley	Coaches
2022 Oscar Tshiebwe	Coaches/AP

ALL-CONFERENCE	80
UMASS	22
1989 Jim McCoy	3rd
1990 Jim McCoy	1st
William Herndon	3rd
1991 Jim McCoy	1st
Harper Williams	3rd
1992 Jim McCoy	1st
Harper Williams	1st
1993 Lou Roe	1st
Harper Williams	1st
Tony Barbee	2nd
1994 Lou Roe	1st
Marcus Camby	3rd
Mike Williams	3rd
1995 Marcus Camby	1st
Lou Roe	1st
Donta Bright	2nd
Derek Kellogg	2nd
1996 Marcus Camby	1st
Donta Bright	1st
Edgar Paila	2nd
Carmelo Travieso	2nd
Dana Dingle	3rd
MEMPHIS	22
2001 Kelly Wise	1st
2002 Dajuan Wagner	1st
Kelly Wise	1st
2003 Chris Massie	1st
Antonio Burks	3rd
2004 Sean Banks	1st
Antonio Burks	1st
2005 Rodney Carney	2nd
Darius Washington Jr.	3rd
2006 Rodney Carney	1st
Darius Washington Jr.	1st
Shawne Williams	3rd
2007 Joey Dorsey	1st
Chris Douglas-Roberts	1st
Jeremy Hunt	2nd
2008 Chris Douglas-Roberts	1st
Derrick Rose	1st
Joey Dorsey	2nd
Robert Dozier	3rd
2009 Tyreke Evans	1st
Antonio Anderson	2nd
Robert Dozier	2nd
KENTUCKY	36
2010 DeMarcus Cousins	1st Coaches 1st AP
Patrick Patterson	1st Coaches 2nd AP
John Wall	1st Coaches 1st AP
2011 Terrence Jones	1st Coaches 1st AP
Brandon Knight	1st Coaches 2nd AP
2012 Anthony Davis	1st Coaches 1st AP
Michael Kidd-Gilchrist	1st Coaches 1st AP
Terrence Jones	2nd Coaches 2nd AP
Doron Lamb	2nd Coaches
2013 Nerlens Noel	1st Coaches 1st AP
2014 Julius Randle	1st Coaches 1st AP
James Young	2nd Coaches
2015 Willie Cauley-Stein	1st Coaches 1st AP
Karl-Anthony Towns	1st Coaches 1st AP
Aaron Harrison	2nd Coaches 2nd AP
Devin Booker	2nd Coaches
2016 Jamal Murray	1st Coaches 1st AP
Tyler Ulis	1st Coaches 1st AP
2017 De'Aaron Fox	1st Coaches 1st AP
Malik Monk	1st Coaches 1st AP
Bam Adebayo	2nd Coaches 2nd AP
2018 Kevin Knox	1st Coaches
Shai Gilgeous-Alexander	2nd Coaches
2019 PJ Washington	1st Coaches 1st AP
Tyler Herro	2nd Coaches
Keldon Johnson	2nd Coaches
2020 Nick Richards	1st Coaches 1st AP
Immanuel Quickley	1st Coaches 1st AP
Tyrese Maxey	2nd Coaches
2022 Oscar Tshiebwe	1st Coaches 1st AP
TyTy Washington Jr.	2nd Coaches
Sahvir Wheeler	2nd Coaches
2023 Oscar Tshiebwe	1st Coaches 1st AP
Antonio Reeves	1st Coaches 1st AP
2024 Reed Sheppard	2nd Coaches 2nd AP
Rob Dillingham	2nd Coaches

CONFERENCE ALL-DEFENSIVE TEAM	19
UMASS (AIO Did Not Select an All-Defensive Team)	
MEMPHIS (C-USA Started Team in 2007)	6
2007 Antonio Anderson	
Joey Dorsey	
2008 Antonio Anderson	
Joey Dorsey	
2009 Antonio Anderson	
Robert Dozier	
KENTUCKY	13
2010 Patrick Patterson	
2011 DeAndre Liggins	
2012 Anthony Davis	
Michael Kidd-Gilchrist	
2013 Nerlens Noel	
2014 Willie Cauley-Stein	
2015 Willie Cauley-Stein	
2016 Tyler Ulis	
2019 Ashton Hagans	
2020 Ashton Hagans	
Nick Richards	
2021 Isaiah Jackson	
2022 Oscar Tshiebwe	
CONFERENCE ALL-ROOKIE/FRESHMAN TEAM	51
UMASS	7
1990 Tony Barbee	
Harper Williams	
1992 Lou Roe	
1993 Dana Dingle	
1994 Marcus Camby	
1995 Derek Kellogg	
Gary Lumpkin	
MEMPHIS	10
2001 Scooter McFadgon	
2002 Dajuan Wagner	
2003 Rodney Carney	
2004 Sean Banks	
2005 Joey Dorsey	
Darius Washington	
2006 Chris Douglas-Roberts	
Shawne Williams	
2008 Derrick Rose	
2009 Tyreke Evans	
KENTUCKY	34
2010 Eric Bledsoe	
DeMarcus Cousins	
John Wall	
2011 Brandon Knight	
Terrence Jones	
Doron Lamb	
2012 Anthony Davis	
Michael Kidd-Gilchrist	
2013 Willie Cauley-Stein	
Archie Goodwin	
Nerlens Noel	
Alex Poythress	
2014 Julius Randle	
James Young	
2015 Devin Booker	
Trey Lyles	
Karl-Anthony Towns	
Tyler Ulis	
2016 Jamal Murray	
2017 Bam Adebayo	
De'Aaron Fox	
Malik Monk	
2018 Shai Gilgeous-Alexander	
Kevin Knox	
2019 Tyler Herro	
Keldon Johnson	
2020 Tyrese Maxey	
2021 Isaiah Jackson	
2022 TyTy Washington Jr.	
Chris Livingston	
2023 Cason Wallace	
2024 Rob Dillingham	
Reed Sheppard	
D.J. Wagner	

CALIPARI VS RANKED OPPONENTS (AP RANKING)

TOTALS	Overall: 121-108	Home: 43-18	Away: 22-42	Neutral: 56-48
- UMass	Overall: 19-12	Home: 4-1	Away: 4-4	Neutral: 11-7
- UM	Overall: 20-33	Home: 10-6	Away: 3-12	Neutral: 7-15
- UK	Overall: 74-51	Home: 25-8	Away: 14-21	Neutral: 35-22
- ARK	Overall: 8-12	Home: 4-3	Away: 1-5	Neutral: 3-4

Vs. #1	Overall: 6-7	UMass: 3-0	UM: 0-2	UK: 3-3	ARK: 0-2
	Home: 1-0	0-0	0-0	1-0	0-0
	Away: 0-3	0-0	0-0	0-1	0-2
	Neutral: 5-4	3-0	0-2	2-2	0-0
Vs. #2	Overall: 1-6	UMass: 0-1	UM: 0-1	UK: 1-4	ARK: 0-0
	Home: 0-2	0-0	0-1	0-1	0-0
	Away: 0-2	0-0	0-0	0-2	0-0
	Neutral: 1-2	0-1	0-0	1-1	0-0
Vs. #3	Overall: 3-4	UMass: 1-1	UM: 1-0	UK: 1-2	ARK: 0-1
	Home: 1-2	0-0	0-0	1-1	0-1
	Away: 0-0	0-0	0-0	0-0	0-0
	Neutral: 2-2	1-1	1-0	0-1	0-0
Vs. #4	Overall: 5-7	UMass: 1-0	UM: 1-2	UK: 3-4	ARK: 0-1
	Home: 1-0	0-0	0-0	1-0	0-0
	Away: 3-3	0-0	1-1	2-2	0-0
	Neutral: 1-4	1-0	0-1	0-2	0-1
Vs. #5	Overall: 8-5	UMass: 0-0	UM: 2-3	UK: 5-2	ARK: 1-0
	Home: 2-1	0-0	2-0	0-1	0-0
	Away: 2-0	0-0	0-0	2-0	0-0
	Neutral: 4-4	0-0	0-3	3-1	1-0
Vs. #6	Overall: 5-6	UMass: 0-2	UM: 2-2	UK: 3-2	ARK: 1-0
	Home: 4-1	0-0	1-1	2-0	1-0
	Away: 0-1	0-0	0-1	0-0	0-0
	Neutral: 2-4	0-2	1-0	1-2	0-0
Vs. #7	Overall: 5-6	UMass: 0-1	UM: 1-1	UK: 4-4	ARK: 0-0
	Home: 1-0	0-0	1-0	0-0	0-0
	Away: 1-3	0-0	0-0	1-3	0-0
	Neutral: 3-3	0-1	0-1	3-1	0-0
Vs. #8	Overall: 7-5	UMass: 2-0	UM: 1-0	UK: 4-1	ARK: 0-4
	Home: 4-1	1-0	1-0	2-0	0-1
	Away: 1-1	1-0	0-0	0-0	0-1
	Neutral: 2-3	0-0	0-0	2-1	0-2
Vs. #9	Overall: 6-10	UMass: 0-0	UM: 2-3	UK: 4-6	ARK: 0-1
	Home: 1-1	0-0	0-0	1-1	0-0
	Away: 1-2	0-0	1-1	0-1	0-0
	Neutral: 4-7	0-0	1-2	3-4	0-1
Vs. #10	Overall: 4-2	UMass: 2-0	UM: 1-0	UK: 1-2	ARK: 0-0
	Home: 3-0	1-0	1-0	1-0	0-0
	Away: 1-2	1-0	0-0	0-2	0-0
	Neutral: 0-0	0-0	0-0	0-0	0-0
Vs. #11	Overall: 4-8	UMass: 1-2	UM: 1-4	UK: 2-2	ARK: 0-0
	Home: 2-4	0-0	1-2	1-2	0-0
	Away: 0-3	0-2	0-1	0-0	0-0
	Neutral: 2-1	1-0	0-1	1-0	0-0
Vs. #12	Overall: 6-0	UMass: 1-0	UM: 0-0	UK: 4-0	ARK: 1-0
	Home: 2-0	1-0	0-0	1-0	0-0
	Away: 1-0	0-0	0-0	0-0	1-0
	Neutral: 3-0	0-0	0-0	3-0	0-0
Vs. #13	Overall: 8-4	UMass: 1-1	UM: 0-3	UK: 7-0	ARK: 0-0
	Home: 3-1	0-0	0-0	3-0	0-0
	Away: 1-1	0-0	0-1	1-0	0-0
	Neutral: 4-2	1-0	0-2	3-0	0-0
Vs. #14	Overall: 4-6	UMass: 1-3	UM: 0-1	UK: 2-2	ARK: 1-0
	Home: 0-0	0-0	0-0	0-0	0-0
	Away: 1-3	0-2	0-1	1-0	0-0
	Neutral: 3-3	1-1	0-0	1-2	1-0
Vs. #15	Overall: 5-4	UMass: 0-0	UM: 2-2	UK: 2-2	ARK: 1-0
	Home: 2-2	0-0	0-1	1-1	1-0
	Away: 1-1	0-0	1-1	0-0	0-0
	Neutral: 2-1	0-0	1-0	1-1	0-0
Vs. #16	Overall: 6-3	UMass: 0-1	UM: 1-0	UK: 4-2	ARK: 1-0
	Home: 1-0	0-0	0-0	1-0	0-0
	Away: 2-1	0-0	0-0	2-1	0-0
	Neutral: 3-2	0-1	1-0	1-1	1-0
Vs. #17	Overall: 4-1	UMass: 0-0	UM: 1-0	UK: 3-1	ARK: 0-0
	Home: 1-0	0-0	1-0	0-0	0-0
	Away: 1-1	0-0	0-0	1-1	0-0
	Neutral: 2-0	0-0	0-0	2-0	0-0
Vs. #18	Overall: 3-4	UMass: 0-0	UM: 0-0	UK: 3-4	ARK: 0-0
	Home: 1-0	0-0	0-0	1-0	0-0
	Away: 2-3	0-0	0-0	2-3	0-0
	Neutral: 0-1	0-0	0-0	0-1	0-0
Vs. #19	Overall: 6-4	UMass: 1-0	UM: 1-2	UK: 3-2	ARK: 1-0
	Home: 1-1	0-0	0-0	0-1	1-0
	Away: 1-2	0-0	0-1	1-1	0-0
	Neutral: 4-1	1-0	1-1	2-0	0-0
Vs. #20	Overall: 2-3	UMass: 0-0	UM: 1-2	UK: 1-1	ARK: 0-0
	Home: 0-0	0-0	0-0	0-0	0-0
	Away: 0-1	0-0	0-1	0-0	0-0
	Neutral: 2-2	0-0	1-1	1-1	0-0
Vs. #21	Overall: 7-4	UMass: 3-0	UM: 0-2	UK: 4-1	ARK: 0-1
	Home: 3-0	0-0	0-0	3-0	0-0
	Away: 1-4	1-0	0-2	0-1	0-1
	Neutral: 3-0	2-0	0-0	1-0	0-0
Vs. #22	Overall: 6-4	UMass: 0-0	UM: 1-2	UK: 5-1	ARK: 0-1
	Home: 3-1	0-0	1-1	2-0	0-0
	Away: 1-1	0-0	0-0	1-0	0-1
	Neutral: 2-2	0-0	0-1	2-1	0-0
Vs. #23	Overall: 2-3	UMass: 1-0	UM: 0-0	UK: 1-2	ARK: 0-1
	Home: 1-1	0-0	0-0	0-0	0-1
	Away: 1-2	1-0	0-0	0-2	0-0
	Neutral: 1-0	0-0	0-0	1-0	0-0
Vs. #24	Overall: 2-1	UMass: 0-0	UM: 0-0	UK: 2-1	ARK: 0-0
	Home: 0-0	0-0	0-0	1-0	0-0
	Away: 0-1	0-0	0-0	0-1	0-0
	Neutral: 1-0	0-0	0-0	1-0	0-0
Vs. #25	Overall: 5-1	UMass: 1-0	UM: 1-1	UK: 2-0	ARK: 1-0
	Home: 5-0	1-0	1-0	2-0	1-0
	Away: 0-1	0-0	0-1	0-0	0-0
	Neutral: 0-0	0-0	0-0	0-0	0-0

CALIPARI WHEN RANKED (AP RANKING)

TOTALS	Overall: 634-149	Home: 349-23	Away: 143-69	Neutral: 142-57
- UMass	Overall: 110-22	Home: 41-3	Away: 28-11	Neutral: 41-8
- UM	Overall: 148-25	Home: 85-4	Away: 39-7	Neutral: 24-14
- UK	Overall: 357-94	Home: 207-16	Away: 75-47	Neutral: 75-31
- ARK	Overall: 19-8	Home: 16-0	Away: 1-4	Neutral: 2-4

As #1	Overall: 110-13	UMass: 32-4	UM: 9-1	UK: 69-8	ARK: 0-0
	Home: 50-4	11-1	5-1	34-2	0-0
	Away: 32-4	12-1	4-0	16-3	0-0
	Neutral: 28-5	9-2	0-0	19-3	0-0
As #2	Overall: 63-4	UMass: 6-0	UM: 23-1	UK: 34-3	ARK: 0-0
	Home: 28-0	1-0	11-0	16-0	0-0
	Away: 12-1	1-0	6-0	5-1	0-0
	Neutral: 23-3	4-0	6-1	13-2	0-0
As #3	Overall: 41-4	UMass: 4-0	UM: 16-2	UK: 21-2	ARK: 0-0
	Home: 27-0	2-0	8-0	17-0	0-0
	Away: 6-1	0-0	4-1	2-2	0-0
	Neutral: 8-3	2-0	4-1	2-2	0-0
As #4	Overall: 36-10	UMass: 4-0	UM: 15-2	UK: 17-8	ARK: 0-0
	Home: 23-2	0-0	11-1	12-1	0-0
	Away: 6-4	2-0	1-0	3-4	0-0
	Neutral: 7-4	2-0	3-1	2-3	0-0
As #5	Overall: 49-6	UMass: 10-2	UM: 18-1	UK: 21-3	ARK: 0-0
	Home: 24-2	4-1	10-0	10-1	0-0
	Away: 10-1	1-1	5-0	4-0	0-0
	Neutral: 15-3	5-0	3-1	7-2	0-0
As #6	Overall: 18-8	UMass: 2-1	UM: 2-0	UK: 14-7	ARK: 0-0
	Home: 9-1	2-0	0-0	7-1	0-0
	Away: 7-5	0-1	2-0	5-4	0-0
	Neutral: 2-2	0-0	0-0	2-2	0-0
As #7	Overall: 17-5	UMass: 5-1	UM: 3-0	UK: 9-4	ARK: 0-0
	Home: 6-0	1-0	2-0	3-0	0-0
	Away: 5-0	1-0	1-0	3-0	0-0
	Neutral: 6-5	3-1	0-0	3-4	0-0
As #8	Overall: 40-6	UMass: 11-2	UM: 6-0	UK: 23-4	ARK: 0-0
	Home: 21-1	4-0	2-0	15-1	0-0
	Away: 10-3	4-1	4-0	2-2	0-0
	Neutral: 9-2	3-1	0-0	6-1	0-0
As #9	Overall: 17-3	UMass: 5-0	UM: 3-0	UK: 9-3	ARK: 0-0
	Home: 9-0	1-0	2-0	6-0	0-0
	Away: 5-1	1-0	1-0	3-0	0-0
	Neutral: 3-2	3-0	0-0	0-2	0-0
As #10	Overall: 20-12	UMass: 2-1	UM: 0-0	UK: 18-11	ARK: 0-0
	Home: 17-3	2-0	0-0	15-3	0-0
	Away: 2-7	0-1	0-0	2-6	0-0
	Neutral: 1-2	0-0	0-0	1-2	0-0
As #11	Overall: 21-6	UMass: 5-2	UM: 5-1	UK: 11-3	ARK: 0-0
	Home: 10-0	3-0	3-0	4-0	0-0
	Away: 5-3	1-1	1-0	3-2	0-0
	Neutral: 6-3	1-1	1-1	4-1	0-0
As #12	Overall: 19-7	UMass: 0-0	UM: 8-3	UK: 11-4	ARK: 0-0
	Home: 9-1	0-0	5-0	4-1	0-0
	Away: 7-2	0-0	1-0	6-2	0-0
	Neutral: 3-4	0-0	2-3	1-1	0-0
As #13	Overall: 16-5	UMass: 2-0	UM: 5-1	UK: 9-4	ARK: 0-0
	Home: 12-0	1-0	3-0	8-0	0-0
	Away: 2-3	1-0	0-0	1-3	0-0
	Neutral: 2-2	0-0	2-1	0-1	0-0
As #14	Overall: 18-6	UMass: 1-1	UM: 4-0	UK: 11-3	ARK: 2-2
	Home: 11-1	0-0	2-0	7-1	2-0
	Away: 5-3	0-0	2-0	3-2	0-0
	Neutral: 2-2	1-1	0-0	1-0	0-1
As #15	Overall: 13-1	UMass: 0-0	UM: 0-0	UK: 12-0	ARK: 1-1
	Home: 5-0	0-0	0-0	5-0	0-0
	Away: 5-1	0-0	0-0	4-0	1-1
	Neutral: 3-0	0-0	0-0	3-0	0-0
As #16	Overall: 20-5	UMass: 0-0	UM: 3-2	UK: 16-2	ARK: 1-1
	Home: 13-0	0-0	2-0	10-0	1-0
	Away: 2-4	0-0	0-2	2-2	0-0
	Neutral: 5-1	0-0	1-0	4-0	0-1
As #17	Overall: 14-9	UMass: 2-1	UM: 2-1	UK: 8-6	ARK: 2-1
	Home: 7-2	0-0	1-0	5-2	1-0
	Away: 3-5	0-0	1-1	2-3	0-1
	Neutral: 4-2	2-1	0-0	1-1	1-0
As #18	Overall: 25-6	UMass: 2-1	UM: 6-1	UK: 14-4	ARK: 3-0
	Home: 15-1	0-0	3-0	9-1	3-0
	Away: 6-3	1-0	3-1	2-2	0-0
	Neutral: 4-2	1-1	0-0	3-1	0-0
As #19	Overall: 13-6	UMass: 2-2	UM: 2-2	UK: 8-1	ARK: 1-1
	Home: 10-0	1-0	1-0	6-0	1-0
	Away: 1-4	1-2	0-1	0-1	0-0
	Neutral: 2-2	0-0	0-1	2-0	0-1
As #20	Overall: 14-5	UMass: 2-0	UM: 5-1	UK: 5-4	ARK: 2-0
	Home: 10-0	1-0	3-0	4-0	2-0
	Away: 3-3	0-0	2-1	1-2	0-0

CALIPARI LISTS

CALIPARI MILESTONE ON-COURT COLLEGIATE WINS

OVERALL

1	11/26/88	SOUTHERN CONNECTICUT	84-61
100	03/11/93	TEMPLE (A10 Championship)	69-61
200	01/06/01	at Houston	86-78
300	02/09/05	at #9 Louisville	85-68
400	02/20/08	at Tulane	97-71
500	02/26/11	#13 FLORIDA	76-68
600	11/18/14	vs #5 Kansas (Indianapolis)	72-40
700	11/26/17	ILLINOIS - CHICAGO	107-73
800	01/25/22	MISSISSIPPI STATE (OT)	82-74

#1 at UMass:	SOUTHERN CONNECTICUT	11/26/88	84-61
	GM1 at UMass • Amherst, Mass.		

#1 at UM:	vs Miami (OH)	11/23/00	60-59
	GM2 at UM • Puerto Rico Shootout		

#1 at UK:	SAM HOUSTON	11/19/09	102-92
	GM1 at UK • Rupp Arena		

#1 at ARK:	LIPSCOMB	11/06/24	76-60
	GM1 at ARK • Bud Walton Arena		

AT ARKANSAS

1	11/06/24	LIPSCOMB	76-60
---	----------	----------	-------

COACHES WITH 900 ON-COURT NCAA D-I WINS

Gms to reach 900			
D-I Coaches w/ 900 Wins	D-I Wins Only	D-I Only Wins (rank)	
1. Mike Krzyzewski	1,202	1,183 (2)	
2. Jim Boeheim	1,116	1,251 (3)	
3. Roy Williams	903	1,161 (1)	
4. Bob Knight	902	1,269 (4)	
Rick Pitino	886	in 1,197 gms	
JOHN CALIPARI	878	in 1,155 gms	

COACHES WITH THE MOST NCAA TOURNEY WINS

Coach	Wins	Gms	Record
1. Mike Krzyzewski	101	135	101-31 (.765)
2. Roy Williams	79	106	79-27 (.745)
3. Dean Smith	65	90	65-25 (.722)
4. Jim Boeheim	62	96	62-34 (.646)
5. JOHN CALIPARI (active)	59	82	59-23 (.720)
Tom Izzo (active)	59	85	59-26 (.694)
7. Bill Self (active)	57	81	57-24 (.734)
8. Rick Pitino (active)	55	77	55-22 (.714)
9. Jim Calhoun	51	71	51-20 (.718)
10. John Wooden	47	57	47-10 (.825)

CAL IN THE NCAA TOURNEY (24 appearances)

Overall	59-23	UMass	MEM	UK	ARK
1st Rd	24 app	21-3	5-0	5-1	10-2
2nd Rd	21 app	16-5	3-2	4-1	8-2
Sweet 16	16 app	12-4	2-1	3-1	7-1
Elite 8	12 app	6-6	1-1	1-2	4-3
Final Four	6 app	3-3	0-1	1-0	2-2
Championship	3 app	1-2	-	0-1	1-1

COACHES WITH THE MOST NCAA APPEARANCES

Coach	Tot App (Rank)	Sweet 16 (Rank)	Final 4 (Rank)
Mike Krzyzewski	36 (1)	26 (1)	13 (1)
Jim Boeheim	33 (2)	20 (3)	5 (T-10)
Roy Williams	30 (3)	19 (4)	9 (4)
Bob Knight	28 (T-4)	15 (8)	5 (T-10)
Lute Olson	28 (T-4)	13 (T-11)	5 (T-10)
Tom Izzo	27 (T-6)	16 (T-5)	8 (5)
Dean Smith	27 (T-6)	21 (2)	11 (3)
JOHN CALIPARI	24 (8)	16 (T-5)	6 (T-7)
Denny Crum	23 (9)	16 (T-5)	6 (T-7)
Rick Pitino	22 (10)	13 (T-11)	7 (6)
Jim Calhoun	22 (11)	12 (13)	4 (T-14*)
Adolph Rupp	20 (12)	14 (T-9)	6 (T-7)
John Wooden	16 (13)	14 (T-9)	12 (2)
Guy Lewis	14 (-)	10 (-)	5 (T-10)

* - tied with 7 others

MOST NCAA D-I ON-COURT WINS

MOST 20-WIN SEASONS

Coach	Wins
1. Mike Krzyzewski	37
2. Jim Boeheim	36
3. JOHN CALIPARI	30
Dean Smith	30
5. Rick Pitino	29
Roy Williams	29
7. Bill Self	28
Bob Huggins	28
Lute Olson	28

MOST 30-WIN SEASONS

Coach	Wins
1. Mike Krzyzewski	16
2. Roy Williams	12
3. JOHN CALIPARI	11
Bill Self	11
5. Rick Pitino	9

NBA DRAFT PICKS

MOST PLAYERS DRAFTED

Coach	Players
1. Mike Krzyzewski	74
2. Dean Smith	65
3. John Calipari	62
4. Adolph Rupp	46
Jim Boeheim	46

MOST NBA 1st & 2nd ROUND PICKS

Coach	Players
1. Mike Krzyzewski	66
2. JOHN CALIPARI	62
3. Roy Williams	32
4. Dean Smith	25
5. Jim Boeheim	23
6. Bill Self	20

MOST NBA 1st ROUND PICKS

Coach	Players
1. Mike Krzyzewski	46
2. JOHN CALIPARI	43
3. Roy Williams	42
4. Jim Boeheim	38
5. Bill Self	35
6. Dean Smith	30
Bob Knight	30

MOST NBA LOTTERY PICKS

Coach	Players
1. JOHN CALIPARI	29
Mike Krzyzewski	29
3. Roy Williams	17

MOST CONSECUTIVE YEARS WITH AN NBA PICK

Coach	Years	Span
1. Dean Smith	23	1965-87
2. JOHN CALIPARI	18*	2008-25
3. Mike Krzyzewski	12	2011-22
4. John Wooden	11	1964-74
5. Bill Self	9	2010-18
6. Jim Boeheim	8	1986-93

* - active streak also, **THE ONLY COACH** ever to have a streak of 18 straight years with a played taken in the 1st or 2nd round

COACHES TO WIN 150+ GMS AT 3 D-I SCHOOLS

Coach	Schools
1. JOHN CALIPARI	193 @ UMass 252 @ Memphis 410 @ Kentucky
2. Cliff Ellis	171 @ South Alabama 177 @ Clemson 186 @ Auburn 297 @ Coastal Carolina 170 @ Bowling Green 273 @ George Mason 274 @ Miami (Fla.)
3. Jim Larrañaga	

MOST NCAA D-I ON-COURT WINS IN A SEASON

John Calipari and Mike Krzyzewski are the only two coaches to have won at least 35 games in a season on five separate occasions.

Coach	Wins	Team	Year	Record
1. JOHN CALIPARI	38	KENTUCKY	2014-15	38-1
JOHN CALIPARI	38	KENTUCKY	2011-12	38-2
JOHN CALIPARI	38	MEMPHIS	2007-08	38-2
4. Dan Hurley	37	UConn	2023-24	37-3
Mark Few	37	Gonzaga	2016-17	37-2
Bill Self	37	Kansas	2007-08	37-3
Bruce Weber	37	Illinois	2004-05	37-2
Mike Krzyzewski	37	Duke	1998-99	37-2
Jerry Tarkanian	37	UNLV	1986-87	37-2
Mike Krzyzewski	37	Duke	1985-86	37-3
11. Todd Golden	36	Florida	2024-25	36-4
Jay Wright	36	Villanova	2017-18	36-4
Bo Ryan	36	Wisconsin	2014-15	36-4
Billy Donovan	36	Florida	2013-14	36-3
Roy Williams	36	North Carolina	2007-08	36-3
Adolph Rupp	36	Kentucky	1947-48	36-3
Schubert Dyche	36	Montana State	1928-29	36-2
Ott Romney	36	Montana State	1927-28	36-2
19. Kelvin Sampson	35	Houston	2024-25	35-5
Jon Scheyer	35	Duke	2024-25	35-4
Dusty May	35	FAU	2022-23	35-4
Tony Bennett	35	Virginia	2018-19	35-3
Jay Wright	35	Villanova	2015-16	35-5
Mark Few	35	Gonzaga	2014-15	35-3
Mike Krzyzewski	35	Duke	2014-15	35-4
Gregg Marshall	35	Wichita State	2013-14	35-1
Rick Pitino	35	Louisville	2012-13	35-5
Bill Self	35	Kansas	2010-11	35-3
JOHN CALIPARI	35	KENTUCKY	2009-10	35-3
Mike Krzyzewski	35	Duke	2009-10	35-5
Ben Howland	35	UCLA	2007-08	35-4
Billy Donovan	35	Florida	2006-07	35-5
Thad Matta	35	Ohio State	2006-07	35-4
Mike Krzyzewski	35	Duke	2000-01	35-4
Tubby Smith	35	Kentucky	1997-98	35-4
Roy Williams	35	Kansas	1997-98	35-4
Rick Pitino	35	Kentucky	1996-97	35-5
JOHN CALIPARI	35	UMASS	1995-96	35-2
Jerry Tarkanian	35	UNLV	1989-90	35-5
Lute Olson	35	Arizona	1987-88	35-3
Billy Tubbs	35	Oklahoma	1987-88	35-4
Larry Brown	35	Kansas	1985-86	35-4
John Thompson	35	Georgetown	1984-85	35-3

Active Coaches Wins as AP Top-Ranked Coach

Thru 12/15/25			
Coach (Schools)	Records		
1. John Calipari (UMass, UM, UK)	110-13		
2. Mark Few (Gonzaga)	68-8		
3. Bill Self (Kansas)	60-13		
4. Matt Painter (Purdue) • 8-1 in 2025-26	23-7		
5. Thad Matta (Ohio State, Butler)	22-3		
6. Kelvin Sampson (Houston) • 2-0 in 2025-26	19-4		
7. Dan Hurley (UConn)	16-1		
Rick Barnes (Texas, Tennessee)	16-4		
Scott Drew (Baylor)	16-4		
10. Tom Izzo (Michigan State)	15-5		

COACHES WITH THE MOST WINS OVER AP #1

Coach	Wins
1. Roy Williams (5 North Carolina, 3 Kansas)	8
2. Mike Krzyzewski (7 Duke)	7
Gary Williams (6 Maryland, 1 Ohio St.)	7
4. John Calipari (3 UMass, 3 Kentucky)	6
Digger Phelps (6 Notre Dame)	6
Dean Smith (6 North Carolina)	6

MOST POINTS BY..

CAL'S COLLEGE TEAMS

PTS	TEAM	OPPONENT	(51 gms)	DATE	51-0	RESULT
118	Kentucky	Marshall		11/24/23	W, 118-82	
117	Kentucky	Alabama		02/24/24	W, 117-95	
115	Arkansas	JACKSON STATE		11/21/25	W, 115-61	
115	Kentucky	vs Arizona State (Atlantis)		11/28/16	W, 115-69	
112	Memphis	Howard		01/03/01	W, 112/42	
111	Kentucky	Arkansas		03/02/24	W, 111-102	
111	Kentucky	Tennessee-Martin		11/25/16	W, 111-76	
111	Memphis	Jackson State		11/16/06	W, 111-69	
111	Memphis	Eastern Kentucky		12/01/01	W, 111-74	
110	Kentucky	Auburn		02/21/15	W, 110-75	
109	Arkansas	SOUTHERN		11/03/25	W, 109-77	
109	Arkansas	MARYLAND EASTERN SHORE		11/25/24	W, 109-35	
109	Kentucky	at Vanderbilt		02/06/24	W, 109-77	
109	Memphis	Austin Peay		02/22/01	W, 109-68	
108	Arkansas	SOUTH CAROLINA		01/14/26	W, 108-74	
108	Arkansas	QUEENS (NC)		12/16/25	W, 108-80	
108	Kentucky	Marist		11/11/11	W, 108-58	
108	Memphis	Lamar		01/03/09	W, 108-75	
108	Memphis	Lamar		11/28/05	W, 108-83	
107	Kentucky	Tennessee		01/15/22	W, 107-79	
107	Kentucky	UIC		11/26/17	W, 107-73	
106	Kentucky	South Carolina State		11/17/22	W, 106-63	
106	UMass	vs Rutgers (A-10)		03/08/92	W, 106-94	
105	Kentucky	Georgia		01/20/24	W, 105-96	
105	Kentucky	Texas-Arlington		11/19/13	W, 105-76	
105	Memphis	at Tulane		02/18/06	W, 105-65	
105	UMass	Rutgers		01/28/89	W, 105-89	
104	Kentucky	Long Island		11/23/12	W, 104-75	
104	Kentucky	Hartford		12/29/09	W, 104-61	
104	Memphis	Austin Peay		11/27/07	W, 104-82	
104	UMass	vs Arkansas (Tipoff Classic)		11/25/94	W, 104-80	
104	UMass	St. Bonaventure		02/22/92	W, 104-67	
103	Arkansas	JAMES MADISON		12/29/25	W, 103-74	
103	Kentucky	vs. North Carolina (Brooklyn)		12/17/16	W, 103-100	
103	Memphis	Tulane		02/12/05	W, 103-71	
103	UMass	at Dugesne		11/25/64	W, 103-53	
102	Kentucky	vs Indiana (NCAA)		03/23/12	W, 102-90	
102	Kentucky	Sam Houston		11/19/09	W, 102-92	
102	Memphis	Siena		01/03/08	W, 102-58	
102	Memphis	Tennessee-Martin		11/05/07	W, 102-71	
102	Memphis	Savannah State		11/11/04	W, 102-40	
102	Memphis	UAB		01/23/02	W, 102-81	
101	Kentucky	Stonehill		11/17/23	W, 101-67	
101	Kentucky	Cleveland State		11/23/16	W, 101-70	
101	Kentucky	Lafayette		11/16/12	W, 101-49	
101	Kentucky	Arkansas		01/23/10	W, 101-70	
100	Kentucky	Robert Morris		11/12/21	W, 100-60	
100	Kentucky	Texas A&M		01/03/17	W, 100-58	
100	Kentucky	vs ETSU (NCAA)		03/18/10	W, 100-71	
100	Memphis	Marist		12/02/08	W, 100-61	
100	Memphis	at South Florida		02/07/01	W, 100-89	

CAL'S COLLEGE OPPONENTS

PTS	TEAM	OPPONENT	(12 gms)	DATE	2-10	RESULT
118	Kentucky	vs Duke		11/06/18	L, 84-118	
109	UMass	at Penn State		01/05/89	L, 79-109	
105	UMass	at Duquesne		02/18/89	L, 74-105	
104	UMass	at UConn		01/30/89	L, 75-104	
103	Kentucky	Tennessee		02/03/24	L, 92-103	
103	UMass	at Rutgers		02/24/91	L, 96-103	
103	UMass	at George Washington		01/21/89	L, 77-103	
102	Kentucky	Arkansas		03/02/24	W, 111-102	
102	Memphis	vs Missouri		03/26/09	L, 91-102	
101	UMass	at George Washington		02/15/90	L, 95-101	
100	Kentucky	vs North Carolina		12/17/16	W, 103-100	
100	UMass	at Rhode Island		02/09/89	L, 76-100	

FEWEST POINTS BY....

CAL'S COLLEGE TEAMS

PTS	TEAM	OPPONENT	DATE	RESULT
44	Memphis	Louisville	02/26/05	L, 44-53
44	UMass	at Temple	01/09/93	L, 44-52
45	Memphis	vs UCLA	03/25/06	L, 45-50
46	Memphis	at UAB	02/08/02	L, 46-64
48	Kentucky	vs Vanderbilt	03/15/13	L, 48-64
50	Kentucky	at Notre Dame	11/29/12	L, 50-64
50	UMass	at Maryland	12/02/95	W, 50-47

CAL'S COLLEGE OPPONENTS

PTS	TEAM	OPPONENT	DATE	RESULT
28	Kentucky	Montana State	11/23/14	W, 86-28
35	Arkansas	MARYLAND EASTERN SHORE	11/25/24	W, 109-35
35	UMass	at Temple	01/01/96	W, 59-35
37	Kentucky	Missouri	01/13/15	W, 86-37
37	Memphis	Tulsa	02/11/09	W, 63-37
38	Kentucky	Providence	11/30/14	W, 58-38
39	Kentucky	vs West Virginia	03/26/15	W, 78-39
39	Memphis	Tulsa	03/14/09	W, 64-39

ARKANSAS PLAYER GAME HIGHS • CAL ERA:

MOST POINTS:

30	Johnell Davis vs Texas Tech 03/27/25
29	Darius Acuff Jr. vs Tennessee 01/03/26
28	Meleek Thomas vs James Madison 12/29/25
27	Darius Acuff Jr. vs Houston 12/20/25
27	Zvonimir Ivisic vs Alabama 02/08/25
26	Darius Acuff Jr. at Ole Miss 01/07/26
26	Trevon Brazile vs Queens 12/16/25
26	Meleek Thomas vs Winthrop 11/18/25
26	Adou Thiero vs UTSA 12/07/24
26	Adou Thiero vs Illinois 11/28/24
Season Opener:	25, Trevon Brazile vs Southern 11/02/25
SEC Opener:	29, Darius Acuff Jr. vs Tennessee 01/03/26
SEC Game:	29, Darius Acuff Jr. vs Tennessee 01/03/26
SEC Tourney:	17, Jonas Aidoo vs Ole Miss 03/13/25
NCAA Tourney:	30, Johnell Davis vs Texas Tech 03/27/25
Bud Walton:	29, Darius Acuff Jr. vs Tennessee 01/03/26
Road Game:	26, Darius Acuff Jr. at Ole Miss 01/07/26
Neutral Site:	27, Darius Acuff Jr. vs Houston 12/20/25
Ranked Opp:	27 (2x) LAST Darius Acuff Jr. vs #8 Houston 12/20/25
Freshman:	29, Darius Acuff Jr. vs Tennessee 01/03/26
Sophomore:	27, Zvonimir Ivisic vs Alabama 02/08/25
Junior:	26 (2x), Adou Thiero vs Illinois and UTSA
Senior:	26, Trevon Brazile vs Queens 12/16/25
5th-Yr SR/Grad:	30, Johnell Davis vs Texas Tech 03/27/25

MOST POINTS IN AN SEC GAME:

29	Darius Acuff Jr. vs Tennessee 01/03/26
27	Zvonimir Ivisic vs Alabama 02/08/25
26	Darius Acuff Jr. at Ole Miss 01/07/26
25	Zvonimir Ivisic vs LSU 02/12/25
24	Johnell Davis at Texas 02/05/25

MOST POINTS IN A HALF:

23	Boogie Fland (2nd) vs Oakland 12/30/24
20	Darius Acuff Jr. at Ole Miss 01/07/26
20	Darius Acuff Jr. (1st) vs Southern 11/02/25
19	Darius Acuff Jr. vs Tennessee 01/03/26
18	Meleek Thomas (12st) vs James Madison 12/29/25
18	Trevon Brazile (1st) vs Queens 12/16/25
18	Trevon Brazile (2nd) vs Texas Tech 12/13/25
18	Adou Thiero (2nd) vs Illinois 11/28/24

MOST POINTS OFF THE BENCH:

28	Meleek Thomas vs James Madison 12/29/25
26	Meleek Thomas vs Winthrop 11/18/25
21	Meleek Thomas vs South Carolina 01/14/26
21	Malique Ewin vs Jackson State 11/21/25
21	Meleek Thomas vs Southern 11/02/25
21	Jonas Aidoo vs Mississippi State 03/08/22
21	Karter Knox vs UMES 11/25/24

MOST FIELD GOALS MADE:

10	(10-20) Meleek Thomas vs Winthrop 11/18/25
10	(10-13) Zvonimir Ivisic vs LSU 02/12/25
10	(10-18) Zvonimir Ivisic vs Alabama 02/08/25
10	(10-15) Adou Thiero vs Baylor 11/09/24

BEST FIELD GOAL PERCENTAGE:

6-9 FGA	1.000 (6-6) D.J. Wagner vs Jackson St 11/21/25
	1.000 (6-6) Jonas Aidoo vs UCA 12/14/24
	.889 (8-9) Meleek Thomas vs S. Caro 01/14/26
	.889 (8-9) Malique Ewin vs Jackson St 11/21/25
10-15 FGA	.818 (9-11) Trevon Brazile vs Queens 12/16/25
	.800 (8-10) Malique Ewin vs S. Caro 01/14/26
	.800 (8-10) Adou Thiero vs UTSA 12/07/24
	.769 (10-13) Zvonimir Ivisic vs LSU 02/12/25
16-20 FGA	.563 (9-16) Boogie Fland vs Oakland 12/30/24
	.556 (10-18) Zvonimir Ivisic vs Alabama 02/08/25
20 PLUS FGA	.500 (10-20) Meleek Thomas vs Winthrop 11/18/25
	.364 (8-22) Johnell Davis vs Texas Tech 03/27/25

MOST 3-POINTERS MADE:

6	(6-10) Meleek Thomas vs James Madison 12/29/25
6	(6-7) Zvonimir Ivisic vs Troy 11/13/24
5	(5-7) Trevon Brazile vs Queens 12/16/25
5	(5-9) Zvonimir Ivisic vs Alabama 02/08/25
5	(5-8) Boogie Fland vs Oakland 12/30/24

BEST 3-POINT PERCENTAGE:

MIN 5 3PTA	1.000 (5-5) Meleek Thomas vs S. Caro 01/14/26
	.857 (6-7) Zvonimir Ivisic vs Troy 11/13/24
	.714 (5-7) Trevon Brazile vs Queens 12/16/25
	.625 (5-8) Boogie Fland vs Oakland 12/30/24
	.667 (4-5) D.J. Wagner vs JMU 12/29/25
	.667 (4-5) Trevon Brazile vs Texas Tech 12/13/25
	.667 (4-5) Karter Knox vs UCA 11/11/25
10 PLUS 3PTA	.600 (6-10) Meleek Thomas vs JMU 12/29/25
	.400 (4-10) Meleek Thomas vs Southern 11/02/25
	.308 (4-13) Meleek Thomas vs UCA 11/11/25

MOST FREE THROWS MADE:

12	(12-21) Adou Thiero vs Illinois 11/28/24
11	(11-12) Darius Acuff Jr. at Ole Miss 01/07/26
11	(11-11) Johnell Davis vs Texas Tech 03/27/25
11	(11-13) Karter Knox vs Georgia 01/23/25
10	(10-17) Malique Ewin vs Houston 12/20/25
10	(10-13) Adou Thiero vs UTSA 12/07/24

MOST FREE THROWS ATTEMPTED:

21	(12-21) Adou Thiero vs Illinois 11/28/24
17	(10-17) Malique Ewin vs Houston 12/20/25
13	(11-13) Karter Knox vs Georgia 01/23/25
13	(10-13) Adou Thiero vs UTSA 12/07/24

BEST FREE THROW PERCENTAGE:

AT LEAST 7 ATT	1.000 (8-8) Meleek Thomas vs Tennessee 1/03/26
	1.000 (7-7) D.J. Wagner vs Miss State 03/08/22
	1.000 (7-7) Zvonimir Ivisic vs Missouri 02/22/25
10-15 FTA	1.000 (11-11) Johnell Davis vs Texas Tech 03/27/25
	.916 (11-12) Darius Acuff Jr. at Ole Miss 01/07/26
	.900 (9-10) Boogie Fland vs Little Rock 11/22/24
	.846 (11-13) Karter Knox vs Georgia 01/23/25
16 PLUS FTA	.588 (10-17) Malique Ewin vs Houston 12/20/25
	.571 (12-21) Adou Thiero vs Illinois 11/28/24

MOST REBOUNDS:

14	Trevon Brazile at Vanderbilt 03/04/25
12	Malique Ewin at Auburn 01/10/26
12	Trevon Brazile vs Kansas 03/20/25
12	Zvonimir Ivisic at Texas 02/05/25
11	Trevon Brazile vs Duke 11/27/25
11	Trevon Brazile vs Southern 11/02/25
11	Trevon Brazile vs Ole Miss 03/13/25
11	Jonas Aidoo vs South Carolina 03/12/25
11	Trevon Brazile vs Mississippi State 03/08/22
11	Adou Thiero vs Georgia 01/23/25
11	Jonas Aidoo vs NC A&T 12/21/24

Season Opener:	11, Trevon Brazile vs Southern 11/02/25
SEC Opener:	7, Trevon Brazile & Karter Knox vs Tenn 01/03/26
SEC Game:	14, Trevon Brazile at Vanderbilt 03/04/25
SEC Tourney:	11, Jonas Aidoo vs South Carolina 03/12/25
NCAA Tourney:	12, Trevon Brazile vs Kansas 03/20/25
Bud Walton:	11 (4x), LAST Trevon Brazile vs Southern 11/02/25
Road Game:	14, Trevon Brazile at Vanderbilt 03/04/25
Neutral Site:	12, Trevon Brazile vs Kansas 03/20/25
Ranked Opp:	11 (2x) LAST, Trevon Brazile vs Duke 11/27/25
Freshman:	9 (2x), LAST Billy Richmond III vs St. John's 03/22/25
Sophomore:	12, Zvonimir Ivisic at Texas 02/05/25
Junior:	14, Trevon Brazile at Vanderbilt 03/04/25
Senior:	12, Malique Ewin at Auburn 01/10/26
5th-Yr SR/Grad:	6 (3x), LAST: Johnell Davis vs Texas Tech 03/27/25

MOST OFFENSIVE REBOUNDS:

7	Malique Ewin vs Louisville 12/03/25
6	Nick Pringle vs S. Caro 01/14/26
6	Trevon Brazile vs Ole Miss 03/13/25
6	Jonas Aidoo vs Mississippi State 03/08/22

MOST DEFENSIVE REBOUNDS:

12	Zvonimir Ivisic at Texas 02/05/25
11	Trevon Brazile vs Mississippi State 03/08/22
10	Trevon Brazile at Vanderbilt 03/04/25

MOST ASSISTS:

13	Darius Acuff Jr. vs S. Caro 01/14/26
11	Boogie Fland vs NC A&T 12/21/24
10	Darius Acuff Jr. vs Queens 12/16/25
10	Darius Acuff Jr. vs Louisville 12/03/25
9	Darius Acuff Jr. at Ole Miss 01/07/26
9	D.J. Wagner vs Alabama 02/08/25
9	Boogie Fland vs UCA 12/14/24
Season Opener:	7, D.J. Wagner & Meleek Thomas vs Southern 11/02/25
SEC Opener:	4, Darius Acuff Jr. vs Tennessee 01/03/26
SEC Game:	13, Darius Acuff Jr. vs S. Caro 01/14/26
SEC Tourney:	6, D.J. Wagner vs South Carolina 03/12/25
NCAA Tourney:	6, D.J. Wagner vs Kansas 03/20/25
Bud Walton:	13, Darius Acuff Jr. vs S. Caro 01/14/26
Road Game:	9 Darius Acuff Jr. at Ole Miss 01/07/26
Neutral Site:	9, Boogie Fland vs UCA 12/14/24
Ranked Opp:	10, Darius Acuff Jr. vs #6 Louisville 12/03/25
Freshman:	13, Darius Acuff Jr. vs S. Caro 01/14/26
Sophomore:	9, D.J. Wagner vs Alabama 02/08/25
Junior:	7 (2x), LAST D.J. Wagner vs Jackson St 11/21/25
Senior:	3 (2x), LAST Trevon Brazile vs JMU 12/29/25
5th-Yr SR/Grad:	6 (2x), LAST Johnell Davis at Kentucky 02/01/25

MOST POINTS-REBOUNDS-ASSISTS:

39	(27-5-7)	Darius Acuff Jr. vs Houston 12/20/25
39	(26-10-3)	Adou Thiero vs UTSA 12/07/24
37	(25-11-1)	Trevon Brazile vs Southern 11/03/25
37	(30-6-1)	Johnell Davis vs Texas Tech 03/27/25
36	(29-3-4)	Darius Acuff Jr. vs Tennessee 01/03/26
36	(23-3-10)	Darius Acuff Jr. vs Queens 12/16/25
36	(27-7-2)	Zvonimir Ivisic vs Alabama 02/08/25

MOST STEALS:

6	Adou Thiero vs Little Rock 11/22/24
5	Boogie Fland vs UCA 12/14/24
4	(12x) LAST

Darius Acuff Jr. at Georgia 01/17/26**Meleek Thomas vs S. Caro 01/14/26****Trevon Brazile vs Fresno State 12/06/25**Season Opener: **3 (2x), LAST Meleek Thomas vs Southern 11/02/25**SEC Opener: **3 (2x), LAST Meleek Thomas vs Tennessee 01/03/26**SEC Game: **4 (4x), LAST Meleek Thomas vs S Caro 01/14/26**SEC Tourney: **4 (2x), LAST Johnell Davis vs Ole Miss 03/13/25**NCAA Tourney: **3 (2x) Aidoo and Fland vs Kansas 03/20/25**Bud Walton: **6, Adou Thiero vs Little Rock 11/22/24**Road Game: **4 (2x), LAST Darius Acuff Jr. at Georgia 01/17/26**Neutral Site: **5, Boogie Fland vs UCA 12/14/24**Ranked Opp: **4 (2x), LAST Darius Acuff Jr. at #21 Georgia 01/17/26**Freshman: **5, Boogie Fland vs UCA 12/14/24**Sophomore: **4, D.J. Wagner vs Troy 11/13/24**Junior: **6, Adou Thiero vs Little Rock 11/22/24**Senior: **4, Trevon Brazile vs Fresno State 12/06/25**5th-Yr SR/Grad: **4 (4x), LAST Johnell Davis vs Ole Miss 03/13/25****MOST BLOCKED SHOTS:**

6	Trevon Brazile vs Oakland 12/30/24
5	Trevon Brazile vs UCA 12/14/24
5	Zvonimir Ivisic vs Troy 11/13/24

Season Opener: **3, Zvonimir Ivisic vs Lipscomb 11/06/24**SEC Opener: **4, Malique Ewin vs Tennessee 01/03/26**SEC Game: **4 (4x), LAST Zvonimir Ivisic at Texas A&M 02/15/25**SEC Tourney: **2, Billy Richmond III vs South Carolina 03/12/25**NCAA Tourney: **4, Karter Knox vs St. John's 03/22/25**Bud Walton: **6, Trevon Brazile vs Oakland 12/30/24**Road Game: **4 (2x), LAST Zvonimir Ivisic at Texas 02/05/25**Neutral Site: **5, Trevon Brazile vs UCA 12/14/24**Ranked Opp: **4 (2x), LAST Malique Ewin vs Tennessee 01/03/26**Freshman: **4, Karter Knox vs St. John's 03/22/25**Sophomore: **5, Zvonimir Ivisic vs Troy 11/13/24**Junior: **6, Trevon Brazile vs Oakland 12/30/24**Senior: **4 (3x), LAST Malique Ewin vs Tennessee 01/03/26**5th-Yr SR/Grad: **1 (5x), LAST Johnell Davis vs Kansas 03/20/25****MOST MINUTES:**

40:34	OT	Karter Knox vs Texas 02/26/25
40:00		D.J. Wagner vs Kansas 03/20/25
39:44	OT	Trevon Brazile vs Texas 02/26/25
39:25		Johnell Davis at Texas 02/05/25
39:13		Johnell Davis vs Texas Tech 03/27/25
39:01		Boogie Fland vs Baylor 11/09/24
39:00		Johnell Davis vs Missouri 02/22/25
36:15		Johnell Davis vs Lipscomb 11/06/24
36:27		D.J. Wagner at Tennessee 01/04/25
40:34	(OT)	Karter Knox vs Texas 02/26/25
39:25		Johnell Davis at Texas 02/05/25
38:34		D.J. Wagner vs Ole Miss 03/13/25
40:00		D.J. Wagner vs Kansas 03/20/25
40:34	(OT)	Karter Knox vs Texas 02/26/25
38:49		D.J. Wagner vs Ole Miss 01/08/25
38:15		Johnell Davis at Kentucky 02/01/25
39:01		Boogie Fland vs Baylor 11/09/24
39:01		Boogie Fland vs #8 Baylor 11/09/24
40:39	(OT)	Karter Knox vs Texas 02/26/25
39:01		Boogie Fland vs Baylor 11/09/24
40:00		D.J. Wagner vs Kansas 03/20/25
39:44	(OT)	Trevon Brazile vs Texas 02/26/25
37:41		Adou Thiero at Miami 12/03/24
38:44		Jonas Aidoo vs Kansas 03/20/25
39:25		Johnell Davis at Texas 02/05/25

ARKANSAS TEAM HIGHS/LOWS • CAL ERA:**MOST POINTS:**

115	vs Jackson St 11/21/25	W, 115-61
109	vs Southern 11/02/25	W, 109-77
109	vs UMES 11/25/24	W, 109-35
108	vs Queens 12/16/25	W, 108-80
103	vs James Madison 12/29/25	W, 103-74
95	vs NC A&T 12/21/24	W, 95-67
94	at Ole Miss	W, 94-87

FEWEST POINTS:

52	at Tennessee 01/04/25	L, 52-76
53	at South Carolina 03/01/25	L, 53-72
60	at Auburn 02/19/25	L, 60-67
61	at Texas A&M 02/15/25	L, 61-69

LARGEST MARGIN OF VICTORY:

74	vs UMES 11/25/24	W, 109-35
64	vs Jackson St 11/21/25	W, 115-61
37	vs UCA 11/11/25	W, 93-56
34	vs South Carolina	W, 108-74
32	vs Southern 11/02/25	W, 109-77

SEC - LARGEST MARGIN OF VICTORY:

34	vs South Carolina	W, 108-74
13	at Vanderbilt 03/04/25	W, 90-77
12	vs LSU 02/12/25	W, 70-58
11	vs Tennessee 01/03/26	W, 86-75

LARGEST MARGIN OF VICTORY @ BWA:

74	vs UMES 11/25/24	W, 109-35
64	vs Jackson St 11/21/25	W, 115-61
37	vs UCA 11/11/25	W, 93-56
34	vs South Carolina	W, 108-74
32	vs Southern 11/02/25	W, 109-77

SEC - LARGEST MARGIN OF VICTORY @ BWA:

34	vs South Carolina	W, 108-74
13	at Vanderbilt 03/04/25	W, 90-77
12	vs LSU 02/12/25	W, 70-58
11	vs Tennessee 01/03/26	W, 86-75

LARGEST MARGIN IN ROAD VICTORY:

13	at Vanderbilt 03/04/25	W, 90-77
10	at Kentucky 02/01/25	W, 89-79
8	at Texas 02/05/25	W, 78-70
3	at Miami 12/03/24	W, 76-73

SEC - LARGEST MARGIN IN ROAD VICTORY:

13	at Vanderbilt 03/04/25	W, 90-77
10	at Kentucky 02/01/25	W, 89-79
8	at Texas 02/05/25	W, 78-70

LARGEST MARGIN IN NEUTRAL SITE VICTORY:

25	NLR vs UCA 12/14/24	W, 82-57
24	NLR vs Fresno State 12/06/25	W, 82-58

LARGEST MARGIN OF VICTORY SEC TOURNEY:

4	vs South Carolina 03/12/25	W, 72-68
---	----------------------------	----------

LARGEST MARGIN OF VICTORY NCAA TOURNEY:

9	vs St. John's 03/22/25	W, 75-66
7	vs Kansas 03/20/25	W, 79-72

LARGEST MARGIN OF DEFEAT:

24	at Tennessee 01/04/25	L, 52-76
22	at Auburn 01/10/26	L, 73-95
19	at South Carolina 03/01/25	L, 53-72
18	at Missouri 01/18/25	L, 65-83
14	at Georgia	L, 76-90

SEC - LARGEST MARGIN OF DEFEAT:

24	at Tennessee 01/04/25	L, 52-76
22	at Auburn 01/10/26	L, 73-95
19	at South Carolina 03/01/25	L, 53-72
18	at Missouri 01/18/25	L, 65-83

LARGEST MARGIN OF DEFEAT @ BWA:

8	vs Florida 01/11/25	L, 63-71
7	vs Ole Miss 01/08/25	L, 66-73

SEC - LARGEST MARGIN OF DEFEAT @ BWA:

8	vs Florida 01/11/25	L, 63-71
7	vs Ole Miss 01/08/25	L, 66-73

LARGEST MARGIN OF DEFEAT IN ROAD GAME:

24	at Tennessee 01/04/25	L, 52-76
22	at Auburn 01/10/26	L, 73-95
19	at South Carolina 03/01/25	L, 53-72
18	at Missouri 01/18/25	L, 65-83

SEC - LARGEST MARGIN OF DEFEAT IN ROAD GM:

24	at Tennessee 01/04/25	L, 52-76
19	at South Carolina 03/01/25	L, 53-72
18	at Missouri 01/18/25	L, 65-83
14	at Georgia	L, 76-90

LARGEST MARGIN OF DEFEAT NEUTRAL SITE:

13	vs Illinois 11/28/24	L, 77-90
9	vs Houston 12/20/25	L, 85-94
9	vs Duke 11/27/25	L, 71-80
5	vs Baylor 11/09/24	L, 67-72

LARGEST MARGIN OF DEFEAT SEC TOURNEY:

3	vs Ole Miss 03/13/25	L, 80-83
---	----------------------	----------

LARGEST MARGIN OF DEFEAT NCAA TOURNEY:

2	vs Texas Tech 03/27/25	L, 85-83 OT
---	------------------------	-------------

MOST FIELD GOALS MADE:

43	(43-73)	vs South Carolina 01/15/26
40	(40-72)	vs UMES 11/25/24
39	(39-61)	vs Jackson St 11/21/25
37	(37-73)	vs Southern 11/03/25
37	(37-74)	vs NC A&T 12/21/24

MOST FIELD GOALS ATTEMPTED:

74	(37-74)	vs NC A&T 12/21/24
73	(43-73)	vs South Carolina 01/15/26
73	(37-73)	vs Southern 11/03/25
72	(29-72)	at Georgia 01/17/26
72	(40-72)	vs UMES 11/25/24

BEST FIELD GOAL PERCENTAGE:

30-49 FGA	--	
50-59 FGA	.603 (35-58)	vs Oakland 12/30/24
	.600 (33-55)	vs UCA 12/14/24
	.596 (31-52)	vs Pacific 11/18/24
60-69 FGA	.639 (39-61)	vs Jackson St 11/21/25
	.563 (36-64)	vs Queens 12/16/25
	.548 (34-62)	vs James Madison 12/29/25
	.540 (34-63)	vs Lipscomb 11/06/24
70 PLUS FGA	.589 (43-73)	vs South Carolina 01/15/26
	.556 (40-72)	vs UMES 11/25/24
	.507 (37-73)	vs Southern 11/03/25
	.500 (37-74)	vs NC A&T 12/21/24

FEWEST FIELD GOALS MADE:

15	(15-52)	at South Carolina 03/01/25
18	(18-58)	vs Georgia 01/23/25
18	(18-60)	vs Florida 01/11/25

FEWEST FIELD GOALS ATTEMPTED:

48	(20-48)	at Texas A&M 02/15/25
50	(22-50)	at Texas 02/05/25
52	(15-52)	at South Carolina 03/01/25
52	(31-52)	vs Pacific 11/18/24

WORST FIELD GOAL PERCENTAGE:

.288	(15-52)	at South Carolina 03/01/25
.300	(18-60)	vs Florida 01/11/25
.310	(18-58)	vs Georgia 01/23/25
.370	(20-54)	vs Oklahoma 01/25/25

MOST 3-POINTERS MADE:

15	(15-28)	vs James Madison 12/29/25
14	(14-28)	vs Queens 12/16/25
14	(14-34)	vs UMES 11/25/24
13	(13-34)	vs UCA 11/11/25
13	(13-25)	at Kentucky 02/01/25

MOST 3-POINTERS ATTEMPTED:

34	(13-34)	vs UCA 11/11/25
34	(14-34)	vs UMES 11/25/24
30	(10-30)	vs Duke 11/27/25
28	(15-28)	vs James Madison 12/29/25
28	(14-28)	vs Queens 12/16/25
28	(7-28)	at Michigan State 11/08/25
28	(10-28)	vs Southern 11/03/25

BEST 3-POINT PERCENTAGE:		
10-19 3PTA	.529 (9-17)	vs Texas 02/26/25
	.526 (10-19)	vs Texas Tech 12/13/25
	.500 (9-18)	vs Jackson St 11/21/25
20-29 3PTA	.429 (9-21)	vs Pacific 11/18/24
	.536 (15-28)	vs James Madison 12/28/25
	.520 (13-25)	at Kentucky 02/01/25
30-PLUS 3PTA	.500 (14-28)	vs Queens 12/16/25
	.441 (15-34)	vs UMES 11/25/24
	.382 (13-34)	vs UCA 11/11/25
	.300 (10-30)	vs Duke 11/27/25

FEWEST 3-POINTERS MADE:		
2	(2-19)	vs St. John's 03/22/25
3	(3-22)	at South Carolina 03/01/25
3	(3-19)	at Auburn 02/19/25
3	(3-23)	vs Georgia 01/23/25
3	(3-16)	vs Florida 01/11/25
4	(4-12)	vs LSU 02/12/25
4	(4-19)	vs Lipscomb 11/06/24

FEWEST 3-POINTERS ATTEMPTED:		
12	(4-12)	vs LSU 02/12/25
15	(5-15)	vs UTSA 12/07/24
16	(3-16)	vs Florida 01/11/25

WORST 3-POINT PERCENTAGE:		
.105	(2-19)	vs St. John's 03/22/25
.130	(3-23)	vs Georgia 01/23/25
.136	(3-22)	at South Carolina 03/01/25
.158	(3-19)	at Auburn 02/19/25
.188	(3-16)	vs Florida 01/11/25

MOST FREE THROWS MADE:		
29	(29-33)	vs Tennessee 01/03/26
29	(29-34)	vs Georgia 01/23/25
28	(28-36)	vs Jackson St 11/21/25
28	(28-37)	vs Missouri 02/22/25
27	(27-35)	vs Louisville 12/03/25
27	(27-35)	at Texas 02/05/25
25	(25-28)	vs Southern 11/03/25

MOST FREE THROWS ATTEMPTED:		
37	(28-37)	vs Missouri 02/22/25
36	(28-36)	vs Jackson St 11/21/25
35	(21-35)	vs Houston 12/20/25
35	(27-35)	vs Louisville 12/03/25
35	(27-35)	at Texas 02/05/25
35	(24-35)	vs Florida 01/11/25

BEST FREE THROW PERCENTAGE:		
10-19 FTA	.938 (15-16)	vs South Carolina 03/12/25
	.857 (12/14)	vs Oakland 12/30/24
	.846 (11-13)	at LSU 01/15/25
20-29 FTA	.944 (25-28)	vs Southern 11/03/25
	.909 (20-22)	vs Winthrop 11/18/25
	.864 (19-22)	vs Texas Tech 03/27/25
30-PLUS FTA	.857 (18-21)	vs Alabama 02/08/25
	.879 (29-33)	vs Tennessee 01/03/26
	.853 (29-34)	vs Georgia 01/23/25
	.778 (28-36)	vs Jackson St 11/21/25
	.771 (27-35)	vs Louisville 12/03/25
	.771 (27-35)	at Texas 02/05/25

FEWEST FREE THROWS MADE:		
4	(4-8)	at Missouri 01/18/25
4	(4-7)	vs Lipscomb 11/06/24
5	(5-9)	at Miami 12/03/24
6	(6-13)	at Tennessee 01/04/25

FEWEST FREE THROWS ATTEMPTED:		
7	(4-7)	vs Lipscomb 11/06/24
8	(4-8)	at Missouri 01/18/25
9	(7-9)	vs UCA 12/14/24
9	(5-9)	at Miami 12/03/24

WORST FREE THROW PERCENTAGE:		
.462	(6-13)	at Tennessee 01/04/25
.500	(4-8)	at Missouri 01/18/25
.500	(7-14)	at Auburn 02/19/25
.500	(7-14)	vs Troy 11/13/24

MOST REBOUNDS:		
49		vs UCA 11/11/25
49		vs UMES 11/25/24
47		vs NC A&T 12/21/24
46		vs Louisville 12/03/25
45		vs Southern 11/03/25
45		vs St. John's 03/22/25

MOST OFFENSIVE REBOUNDS:		
18		vs Louisville 12/03/25
18		vs Georgia 01/23/25
17		at LSU 01/15/25
16		at Georgia 01/17/26
16		vs Texas Tech 12/13/25
16		vs St. John's 03/22/25

MOST DEFENSIVE REBOUNDS:		
41		vs UCA 11/11/25
40		vs UMES 11/25/24
33		at Texas 02/05/25
32		vs LSU 02/12/25
31		vs Southern 11/03/25

FEWEST REBOUNDS:		
28		at Auburn 01/10/26
28		vs Missouri 02/22/25
29		vs Duke 11/27/25
29		at Auburn 02/19/25
29		vs Oklahoma 01/25/25
29		at Tennessee 01/04/25

FEWEST OFFENSIVE REBOUNDS:		
3		at Texas 02/05/25
3		vs Pacific 11/18/24
4		at Auburn 02/19/25
4		at Kentucky 02/01/25

FEWEST DEFENSIVE REBOUNDS:		
19		vs Duke 11/27/25
19		vs Alabama 02/08/25
20		at Auburn 01/10/26
20		at Michigan State 11/08/25
20		vs Missouri 02/22/25
20		at LSU 01/15/25
20		at Tennessee 01/04/25

MOST ASSISTS:		
27		vs South Carolina 01/14/26
26		vs Queens 12/16/25
26		vs NC A&T 12/21/24
24		vs Jackson St 11/21/25
23	3x	LAST vs Southern 11/03/25

FEWEST ASSISTS:		
6		vs Georgia 01/23/25
7		vs Tennessee 01/03/26
8		at South Carolina 03/01/25

MOST TURNOVERS:		
19		vs Little Rock 11/22/24
18		at Georgia 01/17/26
16		vs Missouri 02/22/25
17		at Texas A&M 02/15/25

FEWEST TURNOVERS:		
4		vs South Carolina 01/14/26
4		vs UMES 11/25/24
6		vs James Madison 12/29/25
6		vs Jackson St 11/21/25
6		vs Ole Miss 01/08/25
6		vs NC A&T 12/21/24

MOST STEALS:		
16		vs Troy 11/13/24
15		vs Little Rock 11/22/24
14		vs Jackson St 11/21/25
13		vs Queens 12/16/25

FEWEST STEALS:		
2		vs Mississippi State 03/08/22
2		vs Ole Miss 01/08/25
3		vs Houston 12/20/25
4		vs Texas Tech 03/27/25
4		vs NC A&T 12/21/24

MOST BLOCKED SHOTS:		
11		vs Troy 11/13/24
10		vs Tennessee 01/03/26
10		at Tennessee 01/04/25
10		vs Oakland 12/30/24

FEWEST BLOCKED SHOTS:		
1		vs Georgia 01/23/25
2	(8x)	LAST
		at Ole Miss 01/07/26
		vs Queens 12/16/25
		vs UCA 11/11/25

OPPONENT PLAYER GAME HIGHS • CAL ERA:

POINTS	39	Tre Johnson vs Texas 02/26/25
	35	Cameron Boozier vs Duke 11/27/25
	35	Collin Murray-Boyles at South Carolina 03/01/25
	30	Keyshawn Hall at Auburn 01/10/26
	30	JT Toppin vs Texas Tech 12/13/25
FG Made	14	JT Toppin vs Texas Tech 12/13/25 (14-22)
	14	Tre Johnson vs Texas 02/26/25 (14-28)
	13	Cameron Boozier vs Duke 11/27/25 (13-18)
	12	Collin Murray-Boyles at South Caro 03/01/25 (12-16)
FG ATT	28	Tre Johnson vs Texas 02/26/25 (14-28)
	28	Ryan Forrest vs NC A&T 12/21/24 (9-28)
	26	Darrion Williams vs Texas Tech 03/27/25 (8-26)
	22	JT Toppin vs Texas Tech 12/13/25 (14-22)
	22	Tre Johnson at Texas 02/05/25 (6-22)
3PT Made	7	Kareem Rozier vs Winthrop (7-10)
	7	Tre Johnson vs Texas 02/26/25 (7-11)
	6	Tomislav Ivisic vs Illinois 11/28/24 (6-9)
	5	Chaz Lanier at Tennessee 01/04/25 (5-9)
3PT ATT	13	Mikel Brown Jr. vs Louisville 12/03/25 (3-13)
	12	Ryan Conwell vs Louisville 12/03/25 (3-13)
	11	Christian Anderson vs Texas Tech 12/13/25 (5-11)
	11	Josh Hubbard vs Mississippi State 03/08/22 (3-11)
	11	Tre Johnson vs Texas 02/26/25 (7-11)
	11	Landon Glasper vs NC A&T 12/21/24 (2-11)
FT Made	11	Collin Murray-Boyles at South Caro 03/01/25 (11-12)
	10	Tre Johnson at Texas 02/05/25 (10-12)
	10	Cam Carter at LSU 01/15/25 (10-10)
	9	Zuby Ejiofor vs St. John's 03/22/25 (9-11)
FT ATT	16	Michael Jacobs vs Southern 11/03/25 (8-16)
	12	Collin Murray-Boyles at South Carol 03/01/25 (11-12)
	12	Tre Johnson at Texas 02/05/25 (10-12)
	11	Cameron Boozier vs Duke 11/27/25 (7-11)
	11	Zuby Ejiofor vs St. John's 03/22/25 (9-11)
REBOUNDS	18	Igor Milicic Jr. at Tennessee 01/04/25
	14	Wilson Jacques vs Fresno State 12/06/25
	13	Johni Broom at Auburn 02/19/25
	13	Arthur Kaluma Tre Johnson at Texas 02/05/25
OFF REB	8	Zuby Ejiofor vs St. John's 03/22/25
	7	JT Toppin vs Texas Tech 12/13/25
	7	Aaron Scott vs St. John's 03/22/25
	6	Igor Milicic Jr. at Tennessee 01/04/25
	4	8x - LAST, Collin Murray-Boyles vs South Caro 03/12/25
DEF REB	12	Igor Milicic Jr. at Tennessee 01/04/25
	10	Arthur Kaluma at Texas 02/05/25
	10	Daimion Collins at LSU 01/15/25
	10	Tomislav Ivisic vs Illinois 11/28/24
ASSISTS	11	Christian Anderson vs Texas Tech 12/13/25
	9	Jeremy Fears Jr. at Michigan State 11/08/25
	9	Wade Taylor IV at Texas A&M 02/15/25
	9	Danny Wolf vs Michigan 12/10/24
	8	Caleb Foster vs Duke 11/27/25
TURNOVERS	7	Lamar Washington vs Pacific 11/18/24
	7	Marcus Rigbsby Jr. vs Troy 11/13/24
	6	Mark Sears vs Alabama 02/08/25
	6	Isaiah Lewis vs Little Rock 11/22/24
	6	Victor Baldes vs Troy 11/13/24
BLK SHOTS	7	Somto Cyril at Georgia 01/17/26
	4	Daimion Collins at LSU 01/15/25
	4	Mo Njie vs UTSA 12/07/24
	3	Corey Chest at LSU 01/15/25
	3	Alex Condon vs Florida 01/11/25
	3	Tomislav Ivisic vs Illinois 11/28/24
STEALS	4	Jeremiah Wilkinson at Georgia 01/17/26
	4	Joseph Tugler vs Houston 12/20/25
	4	Collin Murray-Boyles at South Carolina 03/01/25
	4	Miles Kelly at Auburn 02/19/25
	4	Zhuric Phelps at Texas A&M 02/15/25
	4	Caleb Grill at Missouri 01/18/25

OPPONENT TEAM HIGHS/LOWS • CAL ERA:

MOST POINTS:

95	at Auburn 01/10/26	L, 73-95
94	vs Houston 12/20/25	L, 85-94
92	vs Mississippi State 03/08/22	W, 93-92
90	at Georgia 01/17/265	L, 76-90
90	vs Illinois 11/28/24	L, 77-90

FEWEST POINTS:

35	vs UMES 11/25/24	W, 109-35
49	vs Troy 11/13/24	W, 65-49
56	vs UCA 11/11/25	W, 93-56
57	vs UCA 12/14/24	W, 82-57

MOST FIELD GOALS MADE:

35	(35-69)	vs Texas Tech 12/13/25
34	(34-60)	at Auburn 01/10/26
34	(34-83)	vs Texas Tech 03/27/25
34	(34-62)	vs Alabama 02/08/25
34	(34-59)	vs Michigan 12/10/24

MOST FIELD GOALS ATTEMPTED:

83	(34-83)	vs Texas Tech 03/27/25
75	(21-75)	vs St. John's 03/22/25
75	(27-75)	vs NC A&T 12/21/24
73	(32-73)	vs Mississippi State 03/08/22
71	(30-71)	vs Texas 02/26/25

BEST FIELD GOAL PERCENTAGE:

30-49 FGA	.435 (20-46)	vs Georgia 01/23/25
50-59 FGA	.576 (34-59)	vs Michigan 12/10/24
	.520 (30-57)	vs Illinois 11/28/24
60-69 FGA	.567 (34-60)	at Auburn 01/10/26
	.548 (34-62)	vs Alabama 02/08/25
	.507 (35-69)	vs Texas Tech 12/13/25
70-PLUS FGA	.438 (32-73)	vs Mississippi State 03/08/22
	.423 (30-71)	vs Texas 02/26/25

FEWEST FIELD GOALS MADE:

14	(14-61)	vs UMES 11/25/24
18	(18-54)	vs UCA 12/14/24
19	(19-67)	vs UCA 11/11/25
20	(20-46)	vs Georgia 01/23/25

FEWEST FIELD GOALS ATTEMPTED:

46	(20-46)	vs Georgia 01/23/25
50	(23-50)	vs Ole Miss 01/08/25
51	(21-51)	vs Oklahoma 01/25/25
53	(25-53)	at South Carolina 03/01/25

WORST FIELD GOAL PERCENTAGE:

.230	(14-61)	vs UMES 11/25/24
.280	(21-75)	vs St. John's 03/22/25
.284	(19-67)	vs UCA 11/11/25
.333	(18/54)	vs UCA 12/14/24
.344	(22-64)	vs Jackson St 11/24/25
.344	(22-64)	at Texas 02/05/25

MOST 3-POINTERS MADE:

15	(15-31)	vs Winthrop 11/18/25
15	(15-31)	vs Illinois 11/28/24
13	(13-31)	vs Texas Tech 12/13/25
12	(12-33)	at Georgia 01/17/26
12	(12-32)	vs James Madison 12/29/25
12	(12-27)	vs Southern 11/03/25
12	(12-35)	vs Pacific 11/18/24
12	(12-32)	vs Mississippi State 03/08/25
12	(12-36)	vs Missouri 02/22/25

MOST 3-POINTERS ATTEMPTED:

41	(4-41)	vs UCA 11/11/25
37	(8-37)	vs Louisville 12/03/25
36	(12-36)	vs Missouri 02/22/25
35	(12-35)	vs Pacific 11/18/24

BEST 3-POINT PERCENTAGE:

10-19 3PTA	.471 (8-17)	vs Kansas 03/20/25
	.444 (8-18)	vs Michigan 12/10/24
	.333 (9-27)	vs Lipscomb 11/06/24
20-29 3PTA	.478 (11-23)	at Missouri 01/18/25
	.455 (10-22)	at Auburn 01/10/26
	.444 (12-27)	vs Southern 11/03/25
	.440 (11-25)	vs Houston 12/20/25
30-PLUS 3PTA	.484 (15-31)	vs Winthrop 11/18/25
	.484 (15-31)	vs Illinois 11/28/24
	.415 (13-31)	vs Texas Tech 12/13/25
	.375 (12-32)	vs James Madison 12/29/25
	.375 (12-32)	vs Mississippi State 03/08/25

FEWEST 3-POINTERS MADE:

1	(1-14)	at Michigan State 11/28/25
2	(2-22)	vs St. John's 03/22/25
2	(2-17)	vs Oakland 12/30/24
3	(3-19)	vs Troy 11/13/24
4	(4-26)	vs Fresno State 12/06/25
4	(4-41)	vs UCA 11/11/25
4	(4-24)	at Auburn 02/19/25
4	(4-22)	vs NC A&T 12/21/24
4	(4-26)	vs UMES 11/25/24

FEWEST 3-POINTERS ATTEMPTED:

13	(5-13)	vs Tennessee 01/03/26
14	(1-14)	at Michigan State 11/28/25
14	(5-14)	at South Carolina 03/01/25
14	(5-14)	vs Georgia 01/23/25
17	(8-17)	vs Kansas 03/20/25
17	(2-17)	vs Oakland 12/30/24

WORST 3-POINT PERCENTAGE:

.071	(1-14)	at Michigan State 11/28/25
.091	(2-22)	vs St. John's 03/22/25
.098	(4-41)	vs UCA 11/11/25
.111	(2-17)	vs Oakland 12/30/24
.154	(4-26)	vs Fresno State 12/06/25
.154	(4-26)	vs UMES 11/25/24

MOST FREE THROWS MADE:

26	(26-28)	at LSU 01/15/25
20	(20-27)	at Texas 02/05/25
20	(20-29)	vs Georgia 01/23/25
22	(22-31)	vs St. John's 03/22/25
21	(21-27)	at Vanderbilt 03/04/25

MOST FREE THROWS ATTEMPTED:

31	(22-31)	vs St. John's 03/22/25
29	(20-29)	vs Georgia 01/23/25
28	(26-28)	at LSU 01/15/25
28	(18-23)	vs Ole Miss 01/08/25
27	(21-27)	at Vanderbilt 03/04/25
27	(20-27)	at Texas 02/05/25

BEST FREE THROW PERCENTAGE:

10-19 FTA	.923 (12-13)	vs Texas 02/26/25
	.923 (12-13)	vs Pacific 11/18/24
	.875 (14-16)	vs Kansas 03/20/25
	.818 (9-11)	vs Texas Tech 03/27/25
20-29 FTA	.929 (26-28)	at LSU 01/15/25
	.810 (17-21)	at South Carolina 03/01/25
	.800 (16-20)	vs Oklahoma 01/25/25
30 PLUS FTA	.710 (22-31)	vs St. John's 03/22/25

FEWEST FREE THROWS MADE:

3	(3-10)	vs Texas Tech 12/13/25
3	(3-6)	vs LSU 02/12/25
3	(3-8)	vs UMES 11/25/24
4	(4-6)	vs Winthrop 11/18/25
4	(4-7)	vs Troy 11/13/24

FEWEST FREE THROWS ATTEMPTED:

5	(5-5)	vs UTSA 12/07/24
6	(4-6)	vs Winthrop 11/18/25
6	(3-6)	vs LSU 02/12/25
7	(4-7)	vs Troy 11/13/24
8	(6-8)	at Miami 12/03/24
8	(3-8)	vs UMES 11/25/24

WORST FREE THROW PERCENTAGE:

.300	(3-10)	vs Texas Tech 12/13/25
.375	(3-8)	vs UMES 11/25/24
.500	(3-6)	vs LSU 02/12/25
.529	(9-17)	vs NC A&T 12/21/24

MOST REBOUNDS:

51	vs Texas Tech 03/27/25
51	vs St. John's 03/22/25
51	at Tennessee 01/04/25
49	vs Florida 01/11/25

MOST OFFENSIVE REBOUNDS:

28	vs St. John's 03/22/25
24	at Tennessee 01/04/25
22	vs Texas Tech 03/27/25
19	at Michigan State 11/28/25

MOST DEFENSIVE REBOUNDS:

33	vs Florida 01/11/25
30	at South Carolina 03/01/25
30	vs Ole Miss 01/08/25
29	vs Fresno State 12/06/25
29	vs Texas Tech 03/27/25
29	vs Texas 02/26/25
29	at Auburn 02/19/25

FEWEST REBOUNDS:

22	vs UCA 12/14/24
22	vs UTSA 12/07/24
27	at Ole Miss 01/07/26
27	vs Jackson St 11/21/25

FEWEST OFFENSIVE REBOUNDS:

4	vs UTSA 12/07/24
5	at South Carolina 03/01/25
5	vs Lipscomb 11/06/24
6	vs Ole Miss 01/08/25
6	vs UCA 12/14/24
6	vs Illinois 11/28/24

FEWEST DEFENSIVE REBOUNDS:

15	vs Jackson St 11/21/25
16	vs UCA 12/14/24
17	vs Oakland 12/30/24
18	vs James Madison 12/25/29
18	vs Missouri 02/22/25
18	vs UTSA 12/07/24

MOST ASSISTS:

21	vs Texas Tech 12/13/25
20	at Auburn 01/10/26
20	at Missouri 01/18/25
19	at Ole Miss 01/07/26

FEWEST ASSISTS:

3	vs UMES 11/25/24
5	vs St. John's 03/22/25
7	vs Georgia 01/23/25
7	vs NC A&T 12/21/24
7	vs UTSA 12/07/24

MOST TURNOVERS:

24	vs Troy 11/13/24
20	vs Jackson St 11/21/25
19	vs UMES 11/25/24
19	vs Little Rock 11/22/24
19	vs Lipscomb 11/06/24

FEWEST TURNOVERS:

2	vs Mississippi State 03/08/22
5	vs Ole Miss 01/08/25
6	vs St. John's 03/22/25
7	Texas Tech 12/13/25

MOST STEALS:

12	at Georgia 01/17/26
12	vs Ole Miss 03/13/25
11	at Auburn 01/10/26
11	vs Tennessee 01/03/26
11	at Texas A&M 02/15/25

FEWEST STEALS:

2	v Louisville 12/03/25
2	vs Jackson St 11/21/25
2	at Kentucky 02/01/25
3	vs South Carolina 01/14/26
3	at Miami 12/03/24

MOST BLOCKED SHOTS:

11	at Georgia 01/17/26
11	at LSU 01/15/25
7	vs Florida 01/11/25
5	vs Troy 11/13/24

FEWEST BLOCKED SHOTS:

0	vs Samford 11/14/25
0	at Missouri 01/18/25
0	vs Pacific 11/18/24
1	(12x) LAST vs Queens 12/16/25

1 MELEEK THOMAS

6-5, 185, G, Fr. || Pittsburgh, Pa. || Overtime Elite (Ga.) - City Reapers

@ThomasMeleek

@leek

Major: Communications ... Born August 8, 2006, in Pittsburgh, Pa. ... Son of Iesha Thomas and Shawndale Jones

Has six brothers (Jayden, Raymond, Shawndale, Amaury, Eddie, Alphonzo) and two sisters (Jordin and Aniyah) ... Brother Shawndale Jones played basketball at NJIT.

» Participated in 2025 Chris Paul and Jayson Tatum High School and College Elite Camps

A five-star that ranked as high as #7 by Rivals and #11 by ESPN and was rated the #2 shooting guard on the nation by five rankings ... 2025 McDonald's All-American ... 2025 Jordan Brand Classic ... 2025 Iverson Classic ... 2025 Jersey Mike's Naismith Trophy Boys High School All-America (HM) ... #8 on the USA TODAY High School Sports basketball rankings: Top 15 players in the 2025 class ... Named to the 2024-25 Jersey Mike's Naismith Trophy Boys High School Player of the Year Top Watch List (1 of 50) ... 2023-24 MaxPreps honorable mention All-America and second team Junior All-America.

• Is the only Razorback to make at least one 3-pointer in all 18 games

• Meleek Thomas ranks:

^ 2ND AMONG NCAA FRESHMEN IN 3-POINT PERCENTAGE - 38.3%

^ 4th among NCAA Freshmen in 3-pointers made per game - 2.56

2025-26 HIGHLIGHTS:

- **SOUTHERN:** Had one of the best debuts by a Razorback in program history ... Scored 21 points, led the team with three steals, tied for the team lead with **seven assists** and grabbed six rebounds ... **His 21 points rank as the third-best scoring output by a rookie Hog in a debut** (behind Patrick Beverley's 29 and Darius Acuff's 22) ... **Became the first Hog to post at least 18 points, six assists and three steals in a Razorback debut regardless of year classification** (HogStats).
- **at MICHIGAN STATE:** Tied for the team lead with 16 points, adding six rebounds, tying got second-best on the team.
- **UCA:** Led the team with six assists, adding 17 points and six rebounds
- **SAMFORD:** Led the team with eight rebounds, adding 17 points and four assists
- **WINTHROP:** Led the team with a then season-high 26 points but it was two defensive plays down the stretch that won the game ... First, down one, Thomas got a steal with 15 seconds left and threw the ball to Nick Pringle, who scored the game-winner with 11.9 seconds left ... On the ensuing possession, guarded Winthrop's top scorer and forced a tough shot that went long as the clock expired to seal the win.
- **vs DUKE:** "Only" scored 13 points on 5-of-15 shooting, but had a steal and layup to close the first half as part of a 7-0 run ... In the second half, hit a 3-pointer to give the Hogs a 48-47 lead, followed by a steal and a layup ... Also hit a 3-pointer to give Arkansas it's largest lead with 10 minutes left (60-53).
- **LOUISVILLE:** Scored 17 points, making season-high 8-of-9 at the line, with five rebounds.
- **vs FRESNO ST:** Tied his career high with three steals.
- **QUEENS:** Had a six assists, adding four rebounds and two steals
- **JAMES MADISON:** Led the team with a **season-high 28 points** while making a **season-high six 3-pointers** ... During a 19-2 run in the first half, Thomas scored 14 with three 3-pointers and finished with 18 first-half points ... Was +35 in 26:56 played.
- **TENNESSEE:** According to Coach Cal, kept Arkansas in the game in the first half with 12 points (5-of-7 FG • 2-of-2 3PT) ... Finished with 18 points **while tying a career-high with three steals** ... Was a team-best +21 in the 11-point win, playing 30:26.
- **at AUBURN:** Scored 17 points (3-of-6 3PT) with a team-best and SEC-season-best four assists ... Added two steals ... Scored 12 of his 17 in the second half (4-5 FG • 2-2 3PT) with three of his four assists.
- **SOUTH CAROLINA:** Had one of the best shooting performances in program history ... Only missed one shot in leading the Hogs with 21 points (8-of-9 FG • 5-of-5 3PT) ... **Added a career-high four steals.**



MELEEK THOMAS 2025-26 GAME STATS

Opponent	Date	GS	Min	FG	FGA	Pct	3FG	3A	Pct	FT	FTA	Pct	O	D	Tot	Avg	PF	FO	A	TO	Blk	Stl	Pts	Avg
SOUTHERN	11/03/25		30	7	15	.467	4	10	.400	3	4	.750	4	2	6	6.0	2	0	7	1	0	3	21	21.0
at Michigan St.	11/08/25		29	5	15	.333	2	9	.222	4	4	1.000	2	4	6	6.0	3	0	2	2	0	1	16	18.5
CENTRAL ARKANSAS	11/11/25	*	32	6	17	.353	4	13	.308	1	2	.500	1	5	6	6.0	2	0	6	0	0	1	17	18.0
SAMFORD	11/14/25	*	36	5	13	.385	1	2	.500	6	6	1.000	1	7	8	6.5	1	0	4	2	1	2	17	17.8
WINTHROP	11/18/25		34	10	20	.500	3	8	.375	3	4	.750	1	2	3	5.8	2	0	3	1	0	2	26	19.4
JACKSON ST.	11/21/25		18	4	6	.667	2	3	.667	3	4	.750	0	2	2	5.2	1	0	3	1	0	0	13	18.3
vs Duke	11/27/25		26	5	15	.333	3	10	.300	0	0	.000	0	1	1	4.6	2	0	2	0	0	2	13	17.6
LOUISVILLE	12/03/25		26	4	10	.400	1	4	.250	8	9	.889	1	4	5	4.6	3	0	1	0	0	0	17	17.5
vs Fresno St.	12/06/25		21	4	12	.333	3	7	.429	1	2	.500	0	1	1	4.2	2	0	1	2	0	3	12	16.9
vs Texas Tech	12/13/25		24	2	8	.250	1	4	.250	3	3	1.000	1	1	2	4.0	0	0	2	0	0	1	8	16.0
QUEENS (NC)	12/16/25		27	1	11	.091	1	7	.143	0	0	.000	2	2	4	4.0	1	0	6	2	0	2	3	14.8
vs Houston	12/20/25		15	3	8	.375	1	3	.333	0	0	.000	1	0	1	3.8	2	0	1	2	0	0	7	14.2
JAMES MADISON	12/29/25		27	8	16	.500	6	10	.600	6	7	.857	1	1	2	3.6	2	0	0	0	0	0	28	15.2
TENNESSEE	01/03/26		30	6	13	.462	3	4	.750	3	3	1.000	0	3	3	3.6	2	0	1	1	0	3	18	15.4
at Ole Miss	01/07/26		25	5	12	.417	2	6	.333	1	2	.500	0	1	1	3.4	1	0	2	2	0	2	13	15.3
at Auburn	01/10/26		28	6	12	.500	3	6	.500	2	3	.667	1	2	3	3.4	4	0	4	3	0	2	17	15.4
SOUTH CAROLINA	01/14/26		25	8	9	.889	5	5	1.000	0	0	.000	1	3	4	3.4	2	0	2	0	1	4	21	15.7
at Georgia	01/17/26		30	4	17	.235	1	6	.167	0	0	.000	1	5	6	3.6	1	0	3	1	0	1	9	15.3
Totals		2	483	93	229	.406	46	117	.393	44	53	.830	18	46	64	3.6	33	0	50	20	2	29	276	15.3

THOMAS' PERSONAL BESTS

POINTS	
Career: 28	vs James Madison (12/29/25)
SEC: 21	vs South Carolina (01/14/26)
FG MADE	
Career: 10	vs Winthrop (11/14/25)
SEC: 8	vs South Carolina (01/14/26)
FG ATTEMPTED	
Career: 20	vs Winthrop (11/14/25)
SEC: 17	at Georgia (01/17/26)
3-POINT FG MADE	
Career: 6	vs James Madison (12/29/25)
SEC: 3 (2x)	LAST at Auburn (01/10/26)
3-PT FG ATTEMPTS	
Career: 13	vs UCA (11/11/25)
SEC: 8	at Ole Miss (01/07/26)
FT MADE	
Career: 8	vs Louisville (12/03/25)
SEC: 3	vs Tennessee (01/03/26)
FT ATTEMPTED	
Career: 9	vs Louisville (12/03/25)
SEC: 3 (2x)	LAST at Auburn (01/10/26)
REBOUNDS	
Career: 8	vs Samford (11/14/25)
SEC: 6	at Georgia (01/17/26)
ASSISTS	
Career: 7	vs Southern (11/03/25)
SEC: 4	at Auburn (01/10/26)
STEALS	
Career: 4	vs South Carolina (01/14/26)
SEC: 4	vs South Carolina (01/14/26)
BLOCKED SHOTS	
Career: 1 (2x)	LAST vs South Caro (01/14/26)
SEC: 1	vs South Carolina (01/14/26)
MINUTES	
Career: 35:37	vs Samford (11/14/25)
SEC: 30:26	vs Tennessee (01/03/26)

MELEEK THOMAS CAREER STATISTICS

Year	GP	GS	Min	Avg	FG	FGA	Pct	3FG	3FGA	Pct	FT	FTA	Pct	Off	Def	Tot	Avg	PF	FO	Ast	TO	Blk	Stl	Pts	Avg
2025-26	18	2	483	26.8	93	229	.406	46	117	.393	44	53	.830	18	46	64	3.6	33	0	50	20	2	29	276	15.3

5 DARIUS ACUFF JR.

6-3, 190, G, Fr. // Detroit, Mich. // IMG Academy (Fla.)

@DariusAcuff

@dariusacuff5

Major: Communications ... Born 11/22/06, in Detroit ... Son of Darius Acuff Sr. and Dureese Owens ... Father played basketball at Eastern Kentucky ... Sister, Daona Todd

Five-star ... Ranked as high as #5 by 247Sports and #7 by ESPN and the #1 point guard in the nation by both ... **2025 Allen Iverson National Player of the Year** ... **2025 EYBL Scholastic Player of the Year** ... Finalist for the Naismith Trophy and MaxPreps HS Player of the Year ... 2025 McDonald's All-American ... 2025 Jordan Brand Classic ... 2025 Iverson Classic All-American Game (MVP) ... 2025 USA Nike Hoop Summit team.

- **PRESEASON WATCH LISTS:** Naismith National Player of the Year // USBWA Oscar Robertson Trophy John R. Wooden Award // USBWA Wayman Tisdale Trophy (nation's top freshman) // Bob Cousy Award Watch List (1 of 20) // Andy Katz's Top 10 NCAA Freshmen // Dick Vitale's Diaper Dandies // All-SEC third team (Coaches)
- Only Hog to score in double figures in all 18 games
- According to Rashad Phillips, since the turnover stat has been tracked, there's only been 3 individual games in NCAA history in which a freshman posted at least 18 points, 10 assists and zero turnovers. Acuff did it twice in a seven-game span (23-10-0 vs Queens and 18-13-0 vs USC), joining Duke's RJ Barrett (23-10-0 vs NC State on 2/16/19).

2025-26 HIGHLIGHTS:

- **SOUTHERN:** Had one of the best debuts by a Razorback in program history ... Scored 22 points which rank as the second-best scoring output by a rookie Hog in a debut (behind Patrick Beverley's 29) ... **Scored 20 first-half points, which is a record by a Razorback rookie in a debut** (HogStats) including nine straight for the Hogs to close the first half.
- **at Michigan State:** Tied for the team lead with 16 points while leading the team in assists.
- **UCA:** Led the team with 21 points ... Spurred the second-half blow out by scoring 17 points in the period, making a 3-pointer in 3-straight trips ... Added six rebounds.
- **SAMFORD:** Led the team with 20 points and five assists.
- **vs DUKE:** Led the team with 21 points, making 4-of-8 from deep, and five assists.
- **SEC FRESHMAN OF THE WEEK (12/8):** Averaged 17.5 points, nine assists and five rebounds in wins over #6 Louisville and Fresno State ... **vs #6 LOUISVILLE:** Recorded his **first career double-double with 17 points and a career-high 10 assists** while adding five rebounds ... Scored 11 of his 17 points in the second half ... Specifically, Acuff finished the game scoring 9 of the Hogs' final 15 points (3-5 FG, 3-3 FT) with an assist and a rebound ... **Is the only Razorback freshman since 1992-93 to get 10 assists versus an AP top 25 team with 10 vs #6 Louisville** ... Overall, he was just the third Razorback, regardless of class, to have 10 assists versus an AP top 25 ... **vs FRESNO STATE:** Had a game-high 18 points and eight assists with just one turnover and five rebounds ... Spurred a second-half surge as he scored 11 second-half points (4-of-6 FG • 3-of-5 3PT) with five assists ... During a 22-6 run to start the second half, Acuff scored 8 of his 11 second-half points (3-3 FG • 2-2 3PT) with an assist and a steal.
- **SEC FRESHMAN OF THE WEEK (12/15) vs TEXAS TECH:** Repeated as SEC FOW and tabbed **DICK VITALE'S DIAPER DANDY OF THE WEEK** ... Scored 20 points with eight assists (vs 2 turnovers) ... Was +17 in the seven-point win, the only Hog that was in double-digits in plus/minus ... Had a personal seven-point scoring run for the Hogs in both the first and second half.
- **SEC FRESHMAN OF THE WEEK (12/22):** Tripled up on SEC FOW ... Averaged 25 points, 8.5 assists, 4.0 rebounds and 2.0 steals ... **vs QUEENS:** Became the first Razorback (on record) to have 20-plus points and 10-plus assists in a game with ZERO turnovers ... Finished with a then career-high 23 points and **tied a career-high with 10 assists**, adding a **career-best three steals** ... **vs HOUSTON:** Scored a then career-high 27 points to go with seven assists and five rebounds ... **Tied a career high with nine field goals made and had a career high in FT made (8) and FT attempted (11).**
- **SEC FRESHMAN OF THE WEEK (01/05):** Also tabbed **NAISMITH NATIONAL PLAYER OF THE WEEK AND NCAA MARCH MADNESS NATIONAL FRESHMAN OF THE WEEK AND DICK VITALE'S DIAPER DANDY OF THE WEEK** ... Averaged 23.0 points and 5.0 assists ... **JAMES MADISON:** Scored a quite 17 points, making 3-pf-6 from deep, with six assists ... **TENNESSEE:** Had a career-high 29 points (9-of-16 FG) and made two "dagger" 3-pointers in the second half ... Scored 19 second-half points ... Down two (53-51 with 12 to play), scored 16 of the Hogs' final 35 points, including a 3-pointer with 3:49 left as the shot clock was running out and a 3-pointer with 2:09 left to put the Hogs up 11.
- **SEC FRESHMAN OF THE WEEK (01/12):** Selected **SEC Freshman of the Week for a record fifth consecutive week** ... Averaged 22.5 points and 5.0 assists while leading the Hogs in scoring in his first two SEC road games ... **at Ole Miss:** Led the team with 26 points, scoring 20 in the second half ... Added 9 assists (six in the second half) ... Through scoring and assists, accounted for 49 of the Hogs 94 points ... Was a career-best 11-of-12 at the FT line ... **at Auburn:** Led Arkansas with 19 points.
- **SOUTH CAROLINA:** Recorded his **third double-double with 18 points and 13 assists** ... **Had zero turnovers** - the most assists by a Razorback without a turnover ... The 13 assists ties for 6th-most by a Razorback in a game overall, ranks 2nd-most by a Razorback in an SEC game and second-most by a Razorback frosh.
- **at Georgia:** Led the hogs with 20 points and six assists ... Added a **career-high four steals and career-high tying six rebounds**.

DARIUS ACUFF JR. 2025-26 GAME STATS

Opponent	Date	GS	Min	FG	FGA	Pct	3FG	3A	Pct	FT	FTA	Pct	O	D	Tot	Avg	PF	FO	A	TO	Blk	Stl	Pts	Avg	
SOUTHERN	11/03/25	*	29	8	13	.615	3	5	.600	3	3	1.000	1	1	2	2.0	1	0	4	2	1	1	22	22.0	
at Michigan St.	11/08/25	*	33	5	16	.313	2	8	.250	4	7	.571	1	1	2	2.0	2	0	6	1	0	2	16	19.0	
CENTRAL ARKANSAS	11/11/25	*	34	9	16	.563	3	8	.375	0	0	.000	0	6	6	3.3	2	0	4	2	1	0	21	19.7	
SAMFORD	11/14/25	*	31	7	13	.538	2	3	.667	4	5	.800	2	1	3	3.3	3	0	5	2	0	0	20	19.8	
WINTHROP	11/18/25	*	33	3	10	.300	2	4	.500	4	4	1.000	0	2	2	3.0	2	0	5	3	0	0	12	18.2	
JACKSON ST.	11/21/25	*	22	4	9	.444	2	4	.500	0	0	.000	0	0	0	2.5	2	0	2	2	1	2	10	16.8	
vs Duke	11/27/25	*	37	8	17	.471	4	8	.500	1	2	.500	0	2	2	2.4	1	0	5	1	0	1	21	17.4	
LOUISVILLE	12/03/25	*	36	6	18	.333	0	4	.000	5	7	.714	1	4	5	2.8	2	0	10	4	0	0	17	17.4	
vs Fresno St.	12/06/25	*	34	7	12	.583	3	6	.500	1	2	.500	0	5	5	3.0	1	0	8	1	0	1	18	17.4	
vs Texas Tech	12/13/25	*	34	7	14	.500	2	5	.400	4	6	.667	1	3	4	3.1	0	0	8	2	1	0	20	17.7	
QUEENS (NC)	12/16/25	*	31	8	13	.615	4	6	.667	3	4	.750	0	3	3	3.1	1	0	10	0	0	3	23	18.2	
vs Houston	12/20/25	*	39	9	15	.600	1	3	.333	8	11	.727	1	4	5	3.3	3	0	7	4	1	1	27	18.9	
JAMES MADISON	12/29/25	*	29	7	12	.583	3	6	.500	0	0	.000	0	1	1	3.1	2	0	6	1	0	0	17	18.8	
TENNESSEE	01/03/26	*	36	9	16	.563	3	7	.429	8	9	.889	0	3	3	3.1	0	0	4	4	1	1	29	19.5	
at Ole Miss	01/07/26	*	33	7	18	.389	1	4	.250	11	12	.917	0	0	0	2.9	2	0	9	3	1	2	26	19.9	
at Auburn	01/10/26	*	35	7	16	.438	2	6	.333	3	3	1.000	0	1	1	2.8	2	0	1	3	0	0	19	19.9	
SOUTH CAROLINA	01/14/26	*	31	7	13	.538	1	4	.250	3	3	1.000	1	3	4	2.8	2	0	13	0	1	0	18	19.8	
at Georgia	01/17/26	*	39	7	16	.438	2	7	.286	4	4	1.000	1	5	6	3.0	4	0	6	4	0	4	20	19.8	
Totals			18	596	125	257	.486	40	98	.408	66	82	.805	9	45	54	3.0	32	0	113	39	8	18	356	19.8

DARIUS ACUFF JR. CAREER STATISTICS

Year	GP	GS	Min	Avg	FG	FGA	Pct	3FG	3FGA	Pct	FT	FTA	Pct	Off	Def	Tot	Avg	PF	FO	Ass	TO	Blk	Stl	Pts	Avg
2025-26	18	18	596	33.1	125	257	.486	40	98	.408	66	82	.805	9	45	54	3.0	32	0	113	39	8	18	356	19.8

CAREER DOUBLE-DOUBLES (3)

FRESHMAN		(2)
12/03/25	vs LOUISVILLE	17 pts 10 asts
12/16/25	vs QUEENS	21 pts 10 asts
01/14/26	vs SOUTH CAROLINA	18 pts 13 asts



MIDSEASON WATCH LISTS



MIDSEASON ALL-AMERICAN

College Hoops Today (3rd Team)
The Sports News (3rd Team)

WEEKLY NATIONAL HONORS

- Dick Vitale's Diaper Dandy of the Week (12/5)
- Naismith National Player of the Week (1/5)
- NCAA March Madness National Freshman of the Week (1/5)
- Dick Vitale's Diaper Dandy of the Week (1/5)

ESPN's Myron Medcalf on Acuff:
"Athlete with outside shot to win
(National) Player of the Year"

ACUFF'S PERSONAL BESTS

POINTS	
Career: 29	vs Tennessee (01/03/26)
SEC: 29	vs Tennessee (01/03/26)
FG MADE	
Career: 9 (3x)	LAST vs Tennessee (01/03/26)
SEC: 9	vs Tennessee (01/03/26)
FG ATTEMPTED	
Career: 18 (2x)	LAST Ole Miss (01/07/26)
SEC: 18	at Ole Miss (01/07/26)
3-POINT FG MADE	
Career: 4 (2x)	LAST vs Queens (12/16/25)
SEC: 2	vs Tennessee (01/03/26)
3-PT FG ATTEMPTS	
Career: 9	vs Duke (11/27/25)
SEC: 7 (2x)	LAST at Georgia (01/17/26)
FT MADE	
Career: 11	at Ole Miss (01/07/26)
SEC: 11	at Ole Miss (01/07/26)
FT ATTEMPTED	
Career: 12	at Ole Miss (01/07/26)
SEC: 12	at Ole Miss (01/07/26)
REBOUNDS	
Career: 6 (2x)	at Georgia (01/17/26)
SEC: 6	at Georgia (01/17/26)
ASSISTS	
Career: 13	vs South Carolina (01/14/26)
SEC: 13	vs South Carolina (01/14/26)
STEALS	
Career: 4	at Georgia (01/17/26)
SEC: 4	at Georgia (01/17/26)
BLOCKED SHOTS	
Career: 1 (8x)	LAST vs South Caro (01/14/26)
SEC: 1 (3x)	LAST vs South Carolina (01/14/26)
MINUTES	
Career: 39:12	vs Houston (12/20/25)
SEC: 35:45	vs Tennessee (01/03/26)

"TreVon's block out of nowhere. That, and again, you could say there's a skill there. No, it isn't. It's a will to win. He just went up and said, 'This kid ain't making this basket.'"

- John Calipari on TreVon Brazile's blocked shot versus Louisville with 7:31 remaining

SEC Player of the Week (12/15)

7 TREVON BRAZILE

6-10, 230, F, Sr. // Springfield, Mo. // Kickapoo HS // Missouri

@thetrevonbrazile

Pronounced: Trev-In Brazil ... **Major:** Communications ... **Born on** Jan. 7, 2003, in Springfield, Mo. ... **The son of** Phillip Brazile and Melissa Baldwin
Siblings: Phillip Brazile II, Brittany Brazile, Reece Winn, Tamia Brazile, Mariah Fuller, Prince Fuller.

• Played his freshman season at Missouri before transferring to Arkansas ... Wore #2 for his first two years at Arkansas and #4 as a junior in 2024-25 ... Granted a medical redshirt for the 2022-23 season ... **Participated in the 2024 NBA Draft Combine**
• Became the 17th player in program history to reach 500+ points, 275+ rebounds and 75+ blocks as a Razorback ... Among those 17, he has the fewest career games played (66) and started (33).

2025-26 HIGHLIGHTS:

- **SOUTHERN:** Recorded his 11th career double-double with a then career-high 25 points and getting 11 rebounds ... Was a **career-best 8-of-10 at the free throw line**
- **WINTHROP:** Scored 14 points, making 5-of-6 FG and 4-of-4 FT while adding a team-best eight rebounds ... **Blocked a season-high four shots ... all in the final 11 minutes - two were 3-point attempts** and one was a jumper at the free throw line ... The last one came with 42 seconds left and led to a Darius Acuff layup to cut the Hogs' deficit to one (83-82) ... Had an assist with 1:13 left to start Arkansas's final 5-0 run.
- **vs DUKE:** Recorded his **second double-double of the season and 12th for his career** with 11 points and 11 rebounds ... Made 2 3-pointers and a highlight-reel offensive rebound/dunk.
- **LOUISVILLE:** Led the team with 21 points (8-of-11 FG • 3-of-4 3PT) ... Had a blocked shot with 7:31 left that **COACH CALIPARI SAID "WON THE GAME"** ... Also, with 2:27 left and Arkansas clinging to a five-point lead, threw down an alley-opp dunk from Darius Acuff that set the stage for the win.
- **vs FRESNO ST:** **Tied his career high with four steals** and added six rebounds. ... Although he scored just 4 points (1-of-7 FG) in 28:34, led the team with a +31.
- **SEC PLAYER OF THE WEEK (12/15) vs TEXAS TECH:** Recorded a **double-double with 24 points and 10 rebounds** ... The 24 points were one shy of a career high and his **8 FG made (8-of-13) and 4 3-pointers made (4-of-5) tied career highs** ... Had a **blocked with Arkansas leading by six with 45 seconds left to help seal the win** ... Scored 18 points with eight rebounds in the second half to spur the come-from-behind win ... Was 6-of-9 from the field in the 2nd half, including 2-of-2 from 3PT, and was 4-of-4 at the line with eight of his 10 rebounds ... Specifically, with Arkansas down 5 (68-63 with 9:58 left), Brazile hit a 3-pointer with 9:11 left to cut the deficit to two and, after a Texas Tech jumper put TTU up four, Brazile drilled another 3-pointer with 8:21 to get the Hogs to within one ... Later, he made a jumper in the lane with 5:20 left to put Arkansas up one 78-77, a lead the Hogs would not relinquish ... The basket spurred a 6-0 Razorback run - all coming from Brazile who capped the run with a highlight reel dunk ... Overall, Brazile's two 3-pointers started a 26-15 Razorback run to turn a five-point deficit into a six-point lead (89-83 with 58 seconds left) ... **Brazile scored 14 of the Hogs' 26 points in the run** ... Brazile capped the run with two free throws to put Arkansas up six and, on the TTU ensuing possession, Brazile had his aforementioned blocked shot to seal the win.
- **QUEENS:** Scored a **career-high 26 points, making a career-high 9 FG (9-of-11) and a career-high 5 3PT (5-of-7)** ... Added **three assists, tying a career high**, and three steals ... Made his first 7 shots overall, including 5 3-pointers, and scored 18 first-half points.
- **JAMES MADISON:** Stuffed the stat sheet with seven rebounds, **three assists (tying career high)**, three blocked shots and two steals while being +27 in 26:43 played.
- **TENNESSEE:** Played one of his best all-around defensive games and tied for the team lead with seven rebounds ... Added seven points, two steals and a blocked shot.
- **at Ole Miss:** Scored an **SEC career-best 18 points** (4-of-6 3PT) ... Hit 2 key 3's inside the final minute of the first half and two 3'd late in the second half ... Tied for the team lead with six rebounds.
- **SOUTH CAROLINA:** Had an efficient game with 13 points (5-of-8 FG • 1-of-3 FG • 2-of-3 FT) with five rebounds, two assists and two steals ... Led the team with a +39.

TREVON BRAZILE 2025-26 GAME STATS

Opponent	Date	GS	Min	FG	FGA	Pct	3FG	3A	Pct	FT	FTA	Pct	O	D	Tot	Avg	PF	FO	A	T	Blk	Stl	Pts	Avg
SOUTHERN	11/03/25	*	28	8	14	.571	1	3	.333	8	10	.800	2	9	11	11.0	0	0	1	1	1	1	25	25.0
at Michigan St.	11/08/25	*	15	1	5	.200	0	2	.000	1	2	.500	0	2	2	6.5	4	0	0	2	1	1	3	14.0
CENTRAL ARKANSAS	11/11/25	DNP-Inj																						
SAMFORD	11/14/25		23	6	14	.429	1	5	.200	2	3	.667	1	6	7	6.7	2	0	0	1	1	0	15	14.3
WINTHROP	11/18/25	*	35	5	6	.833	0	0	.000	4	4	1.000	1	7	8	7.0	1	0	2	1	4	1	14	14.3
JACKSON ST.	11/21/25	*	20	2	4	.500	0	1	.000	4	4	1.000	1	6	7	7.0	0	0	1	0	2	1	8	13.0
vs Duke	11/27/25	*	35	3	7	.429	2	5	.400	3	4	.750	3	8	11	7.7	2	0	2	2	1	2	11	12.7
LOUISVILLE	12/03/25	*	31	8	11	.727	3	4	.750	2	3	.667	1	4	5	7.3	1	0	0	1	1	2	21	13.9
vs Fresno St.	12/06/25	*	29	1	7	.143	0	2	.000	2	3	.667	1	5	6	7.1	1	0	1	0	1	4	4	12.6
vs Texas Tech	12/13/25	*	32	8	13	.615	4	5	.800	4	4	1.000	3	7	10	7.4	3	0	0	2	2	0	24	13.9
QUEENS (NC)	12/16/25	*	25	9	11	.818	5	7	.714	3	4	.750	1	3	4	7.1	2	0	3	3	0	3	26	15.1
vs Houston	12/20/25	*	22	1	3	.333	0	1	.000	3	4	.750	2	4	6	7.0	2	0	0	1	1	0	5	14.2
JAMES MADISON	12/29/25	*	27	3	6	.500	0	2	.000	2	2	1.000	1	6	7	7.0	2	0	3	1	3	2	8	13.7
TENNESSEE	01/03/26	*	38	3	10	.300	0	5	.000	1	2	.500	2	5	7	7.0	1	0	0	2	1	2	7	13.2
at Ole Miss	01/07/26	*	31	5	6	.833	4	5	.800	4	7	.571	1	5	6	6.9	3	0	1	0	0	1	18	13.5
at Auburn	01/10/26	*	27	5	9	.556	1	3	.333	1	1	1.000	2	3	5	6.8	2	0	1	1	0	1	12	13.4
SOUTH CAROLINA	01/14/26	*	32	5	8	.625	1	3	.333	2	3	.667	1	4	5	6.7	0	0	2	0	1	2	13	13.4
at Georgia	01/17/26	*	25	4	7	.571	0	1	.000	0	2	.000	0	2	2	6.4	0	0	0	1	1	2	8	13.1
Totals			16	475	77	141	.546	22	54	.407	46	62	.742	23	86	109	6.4	26	0	17	19	20	222	13.1

CAREER DOUBLE-DOUBLES (13)

SOPHOMORE (at ARK)			(2)
11/07/22	NORTH DAKOTA STATE	21 pts	12 reb
11/16/22	SOUTH DAKOTA STATE	13 pts	10 reb
R-SOPHOMORE (at ARK)			(4)
11/22/23	vs Stanford	# 14 pts	17 reb
11/23/23	vs Memphis	# 13 pts	10 reb
11/29/23	DUKE	19 pts	11 reb
03/13/24	vs Vanderbilt (SEC)	13 pts	12 reb
JUNIOR (at ARK)			(4)
03/04/25	at Vanderbilt	# 16 pts	14 reb
03/08/25	MISSISSIPPI STATE	# 11 pts	11 reb
03/13/25	vs Ole Miss	# 15 pts	11 reb
03/20/25	vs Kansas	# 11 pts	12 reb
SENIOR (at ARK)			(3)
11/03/25	vs SOUTHERN	25 pts	11 reb
11/27/25	vs Duke	11 pts	11 reb
12/13/25	vs Texas Tech	24 pts	10 reb
# - back-to-back games			



BRAZILE'S PERSONAL BESTS

POINTS	
Season:	26 vs Queens (12/16/25)
Career:	26 vs Queens (12/16/25)
SEC:	18 at Ole Miss (01/07/26)
FG MADE	
Season:	9 vs Queens (12/16/25)
Career:	9 vs Queens (12/16/25)
SEC:	6 (2x) LAST at Vanderbilt (03/04/25)
FG ATTEMPTED	
Season:	14 (2x) LAST vs Samford (11/14/25)
Career:	14 (4x) LAST vs Samford (11/14/25)
SEC:	12 at Alabama (01/03/24)
3-POINT FG MADE	
Season:	5 vs Queens (12/16/25)
Career:	5 vs Queens (12/16/25)
SEC:	4 at Ole Miss (01/07/26)
3-PT FG ATTEMPTS	
Season:	7 vs Queens (12/16/25)
Career:	8 vs San Diego State (11/23/22)
SEC:	5 (4x) LAST at Ole Miss (01/07/26)
FT MADE	
Season:	8 vs Southern (11/03/25)
Career:	8 vs Southern (11/03/25)
SEC:	6 vs Texas A&M (01/16/24)
FT ATTEMPTED	
Season:	10 vs Southern (11/03/25)
Career:	10 vs Southern (11/03/25)
SEC:	8 vs Texas A&M (01/16/24)
REBOUNDS	
Season:	11 (2x) LAST vs Duke (11/27/25)
Career:	17 vs Stanford (11/22/23)
SEC:	14 at Vanderbilt (03/04/25)
ASSISTS	
Season:	3 (2x) LAST vs James Madison (12/29/25)
Career:	3 (4x) LAST vs JMU (12/29/25)
SEC:	3 vs Alabama (01/08/22)
STEALS	
Season:	4 vs Fresno St (12/06/25)
Career:	4 (2x) LAST vs Fresno St (12/06/25)
SEC:	3 (2x) LAST vs Florida (01/11/25)
BLOCKED SHOTS	
Season:	4 vs Winthrop (11/18/25)
Career:	6 vs Illinois (12/22/21)
SEC:	4 (2x) LAST vs Georgia (03/05/22)
MINUTES	
Season:	34:47 vs Winthrop (11/18/25)
Career:	45:52 vs Stanford (11/22/23)
SEC:	39:44 vs Texas (02/26/25)

TREVON BRAZILE CAREER STATISTICS

Year	GP	GS	Min	Avg	FG	FGA	Pct	3FG	3FGA	Pct	FT	FTA	Pct	Off	Def	Tot	Avg	PF	FO	Ast	TO	Blk	Stl	Pts	Avg
2021-22 (MIZZOU)	24	22	507	21.1	57	105	.543	10	31	.323	27	46	.587	28	92	120	5.0	30	0	18	27	46	10	151	6.3
2022-23 (ARK)	* 9	0	243	27.0	37	77	.481	11	29	.379	21	31	.677	9	45	54	6.0	23	1	9	20	11	9	106	11.8
2023-24 (ARK)	26	23	665	25.6	79	162	.488	24	68	.353	41	59	.695	44	109	153	5.9	61	3	12	39	32	17	223	8.6
2024-25 (ARK)	34	13	708	20.8	90	150	.600	24	66	.364	27	51	.529	51	133	184	5.4	75	1	24	35	38	26	231	6.8
2025-26 (ARK)	17	16	475	27.9	77	141	.546	22	54	.407	46	62	.742	23	86	109	6.4	26	0	17	19	20	25	222	13.1
TOTAL	110	74	2598	23.6	340	635	.535	91	248	.367	162	249	.651	155	465	620	5.6	215	5	80	140	147	78	933	8.5

* - Received a medical redshirt

11 KARTER KNOX

6-6, 220, W, So. // Tampa, Fla. // Overtime Elite - RWE



Major: Communications ... Born May 16, 2005 in Tampa ... Son of Kevin and Michelle Knox ... Siblings are Kevin, Kobe and Ashley ... His father played WR at Florida State and the Arizona Cardinals ... Oldest brother, Kevin II, was the ninth pick of the 2018 draft and played for Calipari at Kentucky where he was the 2018 SEC Freshman of the Year ... Older brother, Kobe, played basketball at South Florida and now plays at South Carolina ... Younger sister, Ashley, plays basketball.

» Participated in 2025 NBA Draft Combine

» Participated in 2025 Chris Paul and Jayson Tatum High School and College Elite Camps

» Voted 2025-26 Preseason All-SEC by the league's media

• The 9th player in program history to reach 300+ points, 100+ rebounds, 30+ assists, 20+ steals and 10+ blocks as a freshman (HogStats).

• Named preseason All-SEC third team by the league's media AND coaches

2025-26 HIGHLIGHTS:

- **UCA:** Record his **first career double-double with 19 points and a career-high 10 rebounds** ... Was 4-of-6 from deep, tying a career-high for makes ... Made his first four 3-pointers and was 5-of-5 at the line.
- **JSU:** Record his **second career double-double with 17 points and a 10 rebounds** to tie his career high ... Had 8 and 7 in the first half ... Was 2-of-3 from 3-point and 6-of-7 at the line while adding two steals.
- **vs FRESNO ST:** Scored 11 points - 9 in the second half ... with three assists ... During the 22-6 run to start the second half, Knox drained three 3-pointers and dished out two assists.
- **vs TEXAS TECH:** Had a breakthrough game, scoring 20 points - one shy of his career high - by going 8-of-11 from the field (3-of-4 3PT) ... Added six rebounds and two steals.
- **TENNESSEE:** Tied for the team lead with seven rebounds ... Added 11 points ... Had nine of his points and six of his rebounds in the second half ... Had a key 3-pointer with 3:00 left as the shot clock was expiring.
- **at Ole Miss:** Tied for the team lead with six rebounds, all coming in the second half.
- **SOUTH CAROLINA:** Faced off against his brother Kobe for the first time ... In limited minutes due to injury suffered at Auburn, was 4-of-9 from the field with four rebounds and a blocked shots (tying his season high and SEC career high) in 17:18.
- **at Georgia:** One of the few games in his career that Knox had at least five rebounds in a Razorback loss ... Finished with seven boards and eight points.

CAREER DOUBLE-DOUBLES (2)

SOPH			(1)
11/11/25	CENTRAL ARKANSAS	19 pts	10 reb
11.21.25	JACKSON STATE	17 pts	10 reb



KNOX'S PERSONAL BESTS

POINTS

Season: 20 vs Texas Tech (12/13/25)
Career: 21 vs UMES (11/25/24)
SEC: 17 at Texas A&M (02/15/25)

FG MADE

Season: 8 vs Texas Tech (12/13/25)
Career: 9 vs UMES (11/25/24)
SEC: 7 at Texas A&M (02/15/25)

FG ATTEMPTED

Season: 11 vs Texas Tech (12/13/25)
Career: 14 vs UMES (11/25/24)
SEC: 9 at Texas A&M (02/15/25)

3-POINT FG MADE

Season: 4 vs UCA (11/11/25)
Career: 4 (2x) LAST vs UCA (11/11/25)
SEC: 3 at Texas A&M (02/15/25)

3-PT FG ATTEMPTS

Season: 6 vs UCA (11/11/25)
Career: 8 vs UMES (11/25/24)
SEC: 5 (2x) LAST at Ole Miss (01/07/26)

FT MADE

Season: 5 (2x) LAST vs Jackson St (11/21/25)
Career: 11 vs Georgia (01/22/25)
SEC: 11 vs Georgia (01/22/25)

FT ATTEMPTED

Season: 7 vs Jackson St (11/21/25)
Career: 13 vs Georgia (01/22/25)
SEC: 13 vs Georgia (01/22/25)

REBOUNDS

Season: 10 (2x) LAST vs Jackson St (11/21/25)
Career: 10 (2x) LAST vs Jackson St (11/21/25)
SEC: 8 vs LSU (02/12/25)

ASSISTS

Season: 4 at Michigan State (11/08/25)
Career: 5 at South Carolina (03/01/25)
SEC: 5 at South Carolina (03/01/25)

STEALS

Season: 2 (2x) LAST vs Texas Tech (12/13/25)
Career: 2 (5x) LAST vs Texas Tech (12/13/25)
SEC: 2 (3x) LAST at Auburn (02/19/25)

BLOCKED SHOTS

Season: 2 (2x) LAST vs South Carolina (01/14/26)
Career: 4 vs St. John's (03/22/25)
SEC: 2 (2x) LAST vs South Caro (01/14/26)

MINUTES

Season: 35:00 vs Texas Tech (12/13/25)
Career: 36:13 vs Missouri (02/22/25)
SEC: 36:13 vs Missouri (02/22/25)

KARTER KNOX 2025-26 GAME STATS

Opponent	Date	GS	Min	FG	FGA	Pct	3FG	3A	Pct	FT	FTA	Pct	O	D	Tot	Avg	PF	FO	A	TO	Blk	Stl	Pts	Avg
SOUTHERN		DNP-Inj																						
at Michigan St.	11/08/25		19	0	1	.000	0	1	.000	0	0	.000	0	4	4	4.0	2	0	4	4	0	1	0	0.0
CENTRAL ARKANSAS	11/11/25	*	24	5	8	.625	4	6	.667	5	5	1.000	3	7	10	7.0	4	0	1	2	1	1	19	9.5
SAMFORD	11/14/25	*	28	2	5	.400	0	1	.000	0	0	.000	1	5	6	6.7	1	0	2	2	0	0	4	7.7
WINTHROP	11/18/25	*	24	3	7	.429	1	2	.500	2	2	1.000	1	2	3	5.8	2	0	1	2	0	1	9	8.0
JACKSON ST.	11/21/25	*	18	5	10	.500	2	3	.667	5	7	.714	1	9	10	6.6	2	0	1	1	0	2	17	9.8
vs Duke	11/27/25	*	23	1	4	.250	0	2	.000	0	0	.000	1	1	2	5.8	3	0	0	1	0	1	2	8.5
LOUISVILLE	12/03/25	*	21	2	9	.222	1	2	.500	0	0	.000	2	3	5	5.7	2	0	0	0	1	1	5	8.0
vs Fresno St.	12/06/25	*	24	4	9	.444	3	5	.600	0	0	.000	1	3	4	5.5	2	0	3	2	1	1	11	8.4
vs Texas Tech	12/13/25	*	35	8	11	.727	3	4	.750	1	3	.333	2	4	6	5.6	2	0	1	0	2	2	20	9.7
QUEENS (NC)	12/16/25	*	23	3	5	.600	1	3	.333	4	4	1.000	1	4	5	5.5	2	0	3	1	1	1	11	9.8
vs Houston	12/20/25	*	28	1	6	.167	1	5	.200	0	0	.000	0	2	2	5.2	2	0	1	1	0	0	3	9.2
JAMES MADISON	12/29/25	*	18	3	7	.429	1	2	.500	0	0	.000	1	3	4	5.1	1	0	1	0	0	0	7	9.0
TENNESSEE	01/03/26	*	27	3	8	.375	1	5	.200	4	5	.800	4	3	7	5.2	2	0	0	1	1	1	11	9.2
at Ole Miss	01/07/26	*	30	4	8	.500	2	5	.400	0	0	.000	2	4	6	5.3	3	0	2	2	1	1	10	9.2
at Auburn	01/10/26	*	7	0	1	.000	0	0	.000	0	0	.000	0	1	1	5.0	0	0	0	0	0	0	0	8.6
SOUTH CAROLINA	01/14/26		17	4	9	.444	0	3	.000	0	1	.000	0	4	4	4.9	2	0	0	0	2	1	8	8.6
at Georgia	01/17/26		20	3	6	.500	2	4	.500	0	0	.000	2	5	7	5.1	3	0	0	2	1	0	8	8.5
Totals		14	386	51	114	.447	22	53	.415	21	27	.778	22	64	86	5.1	35	0	20	21	11	14	145	8.5

KARTER KNOX CAREER STATISTICS

Year	GP	GS	Min	Avg	FG	FGA	Pct	3FG	3FGA	Pct	FT	FTA	Pct	Off	Def	Tot	Avg	PF	FO	Ast	TO	Blk	Stl	Pts	Avg
2024-25	36	24	861	23.9	96	208	.462	35	100	.350	73	91	.802	24	95	119	3.3	68	0	37	41	17	21	300	8.3
2025-26	17	14	386	22.7	51	114	.447	22	53	.415	21	27	.778	22	64	86	5.1	35	0	20	21	11	14	145	8.5
TOTAL	53	38	1247	23.5	147	322	.457	57	153	.373	94	118	.797	46	159	205	3.9	103	0	57	62	28	35	445	8.4

12 MALIQUE EWIN

6-10, 240, Sr., F || Lawrenceville, Ga. || Berkmar HS || Florida State



Pronounced: You-In ... Major: Sociology ... Born May 13, 2003, in Fort Lauderdale, Fla. ... Son of Natasha Lewis and Denver Flex Ewin ... Is the third youngest of eight siblings - two sisters (Brittney and Breanna Lewis) and four brothers (Matthew Lewis, Denver Ewin, Tracy Lewis and Jahari Johnson) ... Earned an Associates of Arts Degree in General Studies from South Plains Community College in May 2024.

• Played at Florida State last season (2024-25), played one season at South Plains (Texas) CC (2023-24), and played one season at Ole Miss (2022-23).

• **LAST YEAR at FSU:** Led the ACC and ranked 17th nationally by shooting 59.6% from the field and led the Seminoles by averaging 7.6 rebounds ... Ranked third in the ACC (45th nationally) in offensive rebounding (3.07) ... Ranked second on the team by averaging 14.2 points ... Scored in double figures 23 times, including a streak of 17 straight ... Led his team in rebounding 17 times.

• **OVER THE LAST 7 GAMES:** 13.0 ppg (91 tot) • 7.0 rpg (49 tot) • 12 BLKS • 2-of-2 3PT

• **Made his first 15 free throw attempts of the season, had a streak of 10 straight and is riding a streak of 8 (dating back to last two at Auburn, 2-2- vs USC, 4-4 at UGA)**

• **DID YOU KNOW ...** Ewin had double-doubles on the same weekend - and on the road - in 2025 and 2026 **Had 15 & 10 at Clemson on Jan. 11, 2025, then 13 & 12 at Auburn on Jan. 10, 2026**

2025-26 HIGHLIGHTS:

• **JSU:** Scored a **season-high 21 points** - his fifth career 20-point game - with three assists and two steals ... Scored 17 in the second half ... **Made his first career 3-pointer** (on just his second career attempt from deep) ... Was 8-of-9 from the field - with five dunks - and 4-of-4 from the line.

• **LOUISVILLE:** Had an impressive game in the win over Louisville, scoring 12 points and grabbing nine rebounds ... Was 3-of-4 from the field and 6-of-8 at the line ... Pulled down seven offensive rebounds, his 3rd-best effort on the offensive end for his career ... Inside the last three minutes (with Arkansas up 6), Ewin had two offensive rebounds and was 4-of-6 of the line.

• **vs TEXAS TECH:** Turned in a solid game with nine points (4-of-5 FG) with six rebounds ... Kept Arkansas in the game in the first half, scoring seven points (3-of-3 FG) with five rebounds, an assist and a blocked shot.

• **vs HOUSTON:** Scored 20 points on 5-of-9 shooting from the field .. Drew 11 fouls and **tied his career high by making 10 FT and set a career-high by attempting 17** ... Led the team with nine rebounds and added two blocked shots.

• **JAMES MADISON:** Led the team with **nine rebounds, marking the third-straight game with nine boards** ... Added 11 points, two blocked shots and **tied his career-high with three steals**.

• **TENNESSEE:** Was 8-of-8 at the line, scoring 12 points for the game ... Added six boards and had a **season-high four blocked shots** ... Had 10 of his 12 points, 5 of his 6 rebounds and all four blocked shots in the second half.

• **at Ole Miss:** Only played 15:09 with five points and two rebounds but was a team-best +21.

• **at Auburn:** Record his **first double-double as a Razorback** with 13 points and a **season-high 12 rebounds** ... Improved to 2-of-2 from 3-point range making his only attempt ... Once again led the team in plus/minus at -3 in the 22-point loss.

• **SOUTH CAROLINA:** Scored an SEC-high 18 points in 14:37 played, going 8-of-10 from the field and 2-of-2 at the line.

• **at Georgia:** Scored 12 points, going 4-of-4 at the line, with seven rebounds.

CAREER DOUBLE-DOUBLES (10)

JUNIOR (at FSU)		(9)
12/02/24	at LSU	17 pts 17 reb
12/17/24	WINTHROP	21 pts 15 reb
01/08/25	at Miami (Fla.)	^ 20 pts 10 reb
01/11/25	at Clemson	^ 15 pts 10 reb
01/15/25	PITTSBURGH	^ 18 pts 13 reb
01/18/25	GEORGIA TECH	^ 17 pts 11 reb
01/22/25	at Cal	^ 16 pts 10 reb
02/04/25	NOTRE DAME	# 18 pts 10 reb
02/12/25	at Wake Forest	# 14 pts 12 reb

SENIOR (at ARK)		(1)
01/10/26	at Auburn	13 pts 12 reb

^ - consecutive games

- back-to-back games



EWIN'S PERSONAL BESTS

POINTS

Season: 21 vs Jackson State (11/21/25)

Career: 26 vs SMU (03/08/25)

SEC: 18 vs South Carolina (01/14/26)

FG MADE

Season: 8 (2x) LAST: vs South Carolina (01/14/26)

Career: 11 at NC State (01/27/24)

SEC: 8 vs South Carolina (01/14/26)

FG ATTEMPTED

Season: 10 vs South Carolina (01/14/26)

Career: 15 at Cal (01/22/25)

SEC: 10 vs South Carolina (01/14/26)

3-POINT FG MADE

Season: 1 (2x) LAST at Auburn (01/10/26)

Career: 1 (2x) LAST at Auburn (01/10/26)

SEC: 1 at Auburn (01/10/26)

3-PT FG ATTEMPTS

Season: 1 (2x) LAST at Auburn (01/10/26)

Career: 1 (3x) LAST vs Houston (12/20/25)

SEC: 1 at Auburn (01/10/26)

FT MADE

Season: 10 LAST vs Houston (12/20/25)

Career: 10 (2x) LAST vs Houston (12/20/25)

SEC: 8 vs Tennessee (01/03/26)

FT ATTEMPTED

Season: 17 vs Houston (12/20/25)

Career: 17 vs Houston (12/20/25)

SEC: 8 vs Tennessee (01/03/26)

REBOUNDS

Season: 12 at Auburn (01/10/26)

Career: 17 at LSU (12/03/24)

SEC: 12 at Auburn (01/10/26)

ASSISTS

Season: 3 vs Jackson State (11/21/25)

Career: 4 (2x) LAST vs Georgia Tech (01/18/25)

SEC: 1 (2x) LAST vs South Carolina (01/14/26)

STEALS

Season: 3 vs James Madison (12/29/25)

Career: 3 (4x) LAST: vs JMU (12/29/25)

SEC: 1 vs South Carolina (01/14/26)

BLOCKED SHOTS

Season: 4 vs Tennessee (01/03/26)

Career: 5 vs UCF (12/14/22)

SEC: 4 vs Tennessee (01/03/26)

MINUTES

Season: 27:57 vs Houston (12/20/25)

Career: 36:34 at Wake Forest (02/12/25)

SEC: 27:05 vs Tennessee (01/03/26)

MALIQUE EWIN 2025-26 GAME STATS

Opponent	Date	GS	Min	FG	FGA	Pct	3FG	3A	Pct	FT	FTA	Pct	O	D	Tot	Avg	PF	FO	A	TO	Blk	Stl	Pts	Avg
SOUTHERN	11/03/25	17	2	3	.667	0	0	.000	2	2	1.000	3	1	4	4.0	2	0	0	0	0	1	6	6.0	
at Michigan St.	11/08/25	16	2	3	.667	0	0	.000	0	0	.000	2	0	2	3.0	2	0	0	1	1	1	4	5.0	
CENTRAL ARKANSAS	11/11/25	23	4	5	.800	0	0	.000	2	2	1.000	0	5	5	3.7	3	0	0	1	0	1	10	6.7	
SAMFORD	11/14/25	7	1	3	.333	0	0	.000	0	0	.000	0	0	0	2.8	2	0	0	1	1	0	2	5.5	
WINTHROP	11/18/25	*	7	1	2	.500	0	0	.000	0	0	.000	2	1	3	2.8	1	0	0	1	1	0	2	4.8
JACKSON ST.	11/21/25	14	8	9	.889	1	1	1.000	4	4	1.000	1	2	3	2.8	2	0	3	1	1	2	21	7.5	
vs Duke	11/27/25	20	3	7	.429	0	0	.000	1	1	1.000	2	1	3	2.9	3	0	1	1	0	0	7	7.4	
LOUISVILLE	12/03/25	17	3	4	.750	0	0	.000	6	8	.750	7	2	9	3.6	1	0	1	0	0	1	12	8.0	
vs Fresno St.	12/06/25	17	4	6	.667	0	0	.000	1	2	.500	3	2	5	3.8	3	0	0	0	2	0	9	8.1	
vs Texas Tech	12/13/25	18	4	5	.800	0	0	.000	1	2	.500	4	2	6	4.0	2	0	1	1	1	0	9	8.2	
QUEENS (NC)	12/16/25	9	0	1	.000	0	0	.000	0	0	.000	1	1	2	3.8	0	0	1	2	0	0	7	7.5	
vs Houston	12/20/25	28	5	9	.556	0	0	.000	10	17	.588	3	6	9	4.3	2	0	1	2	2	0	20	8.5	
JAMES MADISON	12/29/25	19	3	5	.600	0	0	.000	5	8	.625	3	6	9	4.6	2	0	1	1	2	3	11	8.7	
TENNESSEE	01/03/26	27	2	4	.500	0	0	.000	8	8	1.000	3	3	6	4.7	3	0	0	4	4	1	12	8.9	
at Ole Miss	01/07/26	15	2	3	.667	0	0	.000	1	4	.250	1	1	2	4.5	1	0	0	1	0	0	5	8.7	
at Auburn	01/10/26	25	3	8	.375	1	1	1.000	6	9	.667	4	8	12	5.0	2	0	1	0	2	0	13	8.9	
SOUTH CAROLINA	01/14/26	15	8	10	.800	0	0	.000	2	2	1.000	3	1	4	4.9	2	0	1	2	1	1	18	9.5	
at Georgia	01/17/26	20	4	9	.444	0	0	.000	4	4	1.000	5	2	7	5.1	5	1	2	2	1	1	12	9.6	
Totals		1	314	59	96	.615	2	2	1.000	53	73	.726	47	44	91	5.1	38	1	13	21	19	12	173	9.6

MALIQUE EWIN CAREER DIVISION I STATISTICS

Year	GP	GS	Min	Avg	FG	FGA	Pct	3FG	3FGA	Pct	FT	FTA	Pct	Off	Def	Tot	Avg	PF	FO	Ast	TO	Blk	Stl	Pts	Avg
2022-23 (OM)	14	0	86	6.1	8	14	.571	0	0	.000	4	5	.800	3	13	16	1.1	5	0	5	7	8	1	20	1.4
2024-25 (FSU)	30	30	785	26.2	174	292	.596	0	1	.000	79	121	.653	92	137	229	7.6	86	2	52	58	24	26	427	14.2
2025-26 (ARK)	18	1	314	17.4	59	96	.615	2	2	1.000	53	73	.726	47	44	91	5.1	38	1	13	21	19	12	173	9.6
TOTAL	62	31	1185	19.1	241	402	.600	2	3	.667	136	199	.683	142	194	336	5.4	129	3	70	86	51	39	620	10.0

NOTE: Played his sophomore season (2023-24) at South Plains CC

21 D.J. WAGNER

6-4, 190, Jr., G || Camden N.J. || Camden HS || Kentucky



Major: Communications ... Born May 4, 2005 in Camden, N.J. ... Son of Syreeta Brittingham and Dajuan Wagner, who played basketball at Memphis for John Calipari and was drafted sixth overall by the Cleveland Cavaliers in 2002 ... Grandfather is Milt Wagner who won a national championship at Louisville in 1986 (with Kenny Payne) and was a second round pick by the Dallas Mavericks in 1986 ... Siblings are Dayonni Wagner and former Kentucky/Arkansas teammate Kareem Watkins.

• **LAST YEAR:** The only Razorback to start all 36 games and just 1 of 3 to play all 36 games ... Averaged 11.2 points, 2.7 rebounds and 3.64 assists ... Led the team with 131 total assists, led the team in assists 16 times and had at least three assists 26 times (including 13 times with 5-plus assists) ... Scored in double figures 22 times ... Ranked 2nd in the SEC in minutes (34:32) ... Led Arkansas' late-season run to the Sweet 16 ... In those final 18 games, averaged: 34.9 min • 12.2 pts • 4.6 assists • 50-60 FT (83.3%).

• Named preseason All-SEC third team by the league's media AND coaches

• Last 8 gms from 3PT 10-of-24 (41.7%)
1st 10 gms from 3PT 11-of-36 (30.6%)

2025-26 HIGHLIGHTS:

- **SOUTHERN:** Tied for the team lead with seven assists.
- **at MICHIGAN STATE:** Scored 13 points and led the team with three steals.
- **SAMFORD:** Scored 10 points, including two free throws with 40 seconds left to secure the win.
- **JSU:** Stuffed the stat sheet with a **season-high 16 points while tying season highs with seven assists and three steals** ... Was a team-best +50 in the 64-point win ... Was 6-of-6 from the field (2-of-2 from 3PT) and 2-of-2 at the line.
- **vs FRESNO STATE:** Scored 12 points, missed his first missed his first four 3-point attempts but was 2-of-3 from deep to finish the game.
- **QUEENS:** Was very efficient in scoring 10 points (3-of-4 FG 1-of-1 3PT • 3-of-4 FT) ... Added three assists and two steals ... Led the team with a +24 in his 23:37 played.
- **vs HOUSTON:** Scored 10 points, going 2-of-6 from 3-point range.
- **JAMES MADISON:** Scored 14 points, going 4-of-5 from 3-point range ... **The 4 triples tied his career high** ... Added four steals with zero turnovers.
- **SOUTH CAROLINA:** Scored 12 points, all in the second half, as the Hogs scored 28 points in the period.



WAGNER'S PERSONAL BESTS

POINTS

Season: 16 vs Jackson State (11/21/25)
Career: 28 vs Marshall (11/24/23)
SEC: 24 vs Mississippi State (03/08/25)

FG MADE

Season: 6 vs Jackson State (11/21/25)
Career: 10 vs Marshall (11/24/23)
SEC: 8 vs Georgia (01/20/24)

FG ATTEMPTED

Season: 10 vs Houston (12/20/25)
Career: 15 at Texas A&M (01/13/24)
SEC: 15 at Texas A&M (01/13/24)

3-POINT FG MADE

Season: 4 vs James Madison (12/29/25)
Career: 4 (2x) LAST vs JMU (12/29/25)
SEC: 4 vs Arkansas (03/02/24)

3-PT FG ATTEMPTS

Season: 8 vs Fresno St (12/06/25)
Career: 8 (2x) LAST vs Fresno St (12/06/25)
SEC: 5 (3x) LAST vs Ole Miss (01/08/25)

FT MADE

Season: 3 (3x) LAST vs Queens (12/13/25)
Career: 8 vs Missouri (02/22/25)
SEC: 8 vs Missouri (02/22/25)

FT ATTEMPTED

Season: 4 (3x) LAST vs Queens (12/13/25)
Career: 10 vs Missouri (02/22/25)
SEC: 10 vs Missouri (02/22/25)

REBOUNDS

Season: 4 vs Southern (11/03/25)
Career: 6 (3x) LAST vs UTSA (12/07/24)
SEC: 4 (3x) LAST vs Oklahoma (01/25/25)

ASSISTS

Season: 7 (2x) LAST vs Jackson State (11/21/25)
Career: 10 vs Georgia (01/20/24)
SEC: 10 vs Georgia (01/20/24)

STEALS

Season: 3 (2x) LAST vs Jackson State (11/21/25)
Career: 4 vs Troy (1/13/24)
SEC: 3 at South Carolina (01/23/24)

BLOCKED SHOTS

Season: 2 (2x) LAST vs Tennessee (01/03/26)
Career: 2 (3x) LAST vs South Caro (01/14/26)
SEC: 1 vs Tennessee (01/03/26)

MINUTES

Season: 34:45 vs Houston (12/20/25)
Career: 40:00 vs Kansas (03/20/25)
SEC: 38:51 vs Texas (02/26/25)

D.J. WAGNER 2025-26 GAME STATS

Opponent	Date	GS	Min	FG	FGA	Pct	3FG	3A	Pct	FT	FTA	Pct	O	D	Tot	Avg	PF	FO	A	TO	Blk	Stl	Pts	Avg	
SOUTHERN	11/03/25	*	32	3	11	.273	2	7	.286	0	0	.000	0	4	4	4.0	3	0	7	2	1	2	8	8.0	
at Michigan St.	11/08/25	*	31	4	6	.667	2	4	.500	3	4	.750	0	2	2	3.0	2	0	3	1	0	3	13	10.5	
CENTRAL ARKANSAS	11/11/25	*	30	2	7	.286	1	4	.250	2	2	1.000	0	3	3	3.0	1	0	4	1	0	1	7	9.3	
SAMFORD	11/14/25	*	28	3	5	.600	1	2	.500	3	4	.750	0	3	3	3.0	1	0	2	0	0	1	10	9.5	
WINTHROP	11/18/25	*	19	0	5	.000	0	2	.000	2	2	1.000	0	1	1	2.6	1	0	1	0	1	1	2	8.0	
JACKSON ST.	11/21/25	*	28	6	6	1.000	2	2	1.000	2	2	1.000	0	0	0	2.2	0	0	7	1	2	3	16	9.3	
vs Duke	11/27/25	*	16	1	5	.200	0	3	.000	1	1	1.000	0	1	1	2.0	0	0	3	0	0	1	3	8.4	
LOUISVILLE	12/03/25	*	19	2	8	.250	1	3	.333	0	2	.000	0	1	1	1.9	1	0	0	1	0	1	5	8.0	
vs Fresno St.	12/06/25	*	30	4	10	.400	2	8	.250	2	2	1.000	0	0	0	1.7	2	0	0	2	1	0	12	8.4	
vs Texas Tech	12/13/25	*	28	2	5	.400	0	1	.000	0	0	.000	0	0	0	1.5	2	0	1	1	0	1	4	8.0	
QUEENS (NC)	12/16/25	*	24	3	4	.750	1	1	1.000	3	4	.750	0	0	0	1.4	3	0	3	0	0	2	10	8.2	
vs Houston	12/20/25	*	35	4	10	.400	3	6	.500	0	0	.000	0	1	1	1.3	4	0	2	1	0	0	11	8.4	
JAMES MADISON	12/29/25	*	26	4	8	.500	4	5	.800	2	4	.500	0	0	0	1.2	1	0	4	0	0	0	14	8.8	
TENNESSEE	01/03/26	*	14	0	3	.000	0	1	.000	2	2	1.000	0	2	2	1.3	0	0	2	1	2	0	2	8.4	
at Ole Miss	01/07/26	*	21	1	5	.200	0	3	.000	1	1	1.000	0	2	2	1.3	1	0	4	1	0	0	3	8.0	
at Auburn	01/10/26	*	29	1	5	.200	1	4	.250	1	2	.500	0	2	2	1.4	1	0	2	1	0	2	4	7.8	
SOUTH CAROLINA	01/14/26	*	21	5	8	.625	1	2	.500	1	1	1.000	0	1	1	1.4	3	0	2	0	0	1	12	8.0	
at Georgia	01/17/26	*	21	1	5	.200	0	2	.000	2	2	1.000	0	0	0	1.3	3	0	1	1	1	2	4	7.8	
Totals			18	452	46	.116	.397	21	60	.350	27	35	.771	0	23	23	1.3	29	0	48	14	8	21	140	7.8

D.J. WAGNER CAREER STATISTICS

Year	GP	GS	Min	Avg	FG	FGA	Pct	3FG	3FGA	Pct	FT	FTA	Pct	Off	Def	Tot	Avg	PF	FO	Ast	TO	Blk	Stl	Pts	Avg
2023-24 (UK)	29	28	748	25.8	105	259	.405	28	96	.292	49	64	.766	5	49	54	1.7	45	1	96	43	5	24	287	9.9
2024-25 (ARK)	36	36	1245	34.6	147	367	.401	41	135	.304	67	82	.817	11	86	97	2.7	51	0	131	80	2	35	402	11.2
2025-26 (ARK)	18	18	452	25.1	46	116	.397	21	60	.350	27	35	.771	0	23	23	1.3	29	0	48	14	8	21	140	7.8
TOTAL	83	82	2445	29.5	298	742	.402	90	264	.341	143	181	.790	16	158	174	2.1	125	1	275	137	15	80	829	10.0

23 NICK PRINGLE

6-10, 230, Grad. Sr., F // Seabrook, S.C. // Whale Branch HS // South Carolina



@iNickPringle

@inickpringle

Graduated from Alabama in 2024 with a degree in Communication Studies and is pursuing a second undergraduate degree in Arts & Sciences ... Born Sept. 16, 2001, in Seabrook, S.C. ... Son of Kwajalean Pringle ... Brother, Trey Pringle ... Cousin Dee Delaney plays for the Buffalo Bills, cousin Dee Hazel plays football at Chowan, cousin KJ Chisholm plays football at Jackson State and cousin Amori Pringle owns a clothing brand.

Played at South Carolina in 2024-25 ... Spent two seasons at Alabama (2022-23 and 2023-24), one season at Dodge City CC (2021-22) and one season at Wofford (2020-21) ... Was part of Alabama's 2024 NCAA Final Four team, averaging 6.2 rebounds per game throughout the Crimson Tide's run in the NCAA Tournament.

• Only shooting 68.1% from the line for the season but is 78.9% (15-of-19) at the line the last 6 games

2025-26 HIGHLIGHTS:

- **at MICHIGAN STATE:** Led the team with seven rebounds, including four offensive, and led the team with **three blocked shots, tying his career high.**
- **UCA:** Just missed a double-double with 9 points and 8 rebounds, going 3-of-3 from the field and 3-of-4 at the line.
- **WINTHROP:** Scored 13 points - including four of the Hg's final six - and grabbed seven rebounds ... Was 5-of-5 from the field and 3-of-4 from the line ... Down five, he scored off a Trevon Brazile assist ... Then, with 11.9 seconds left, he scored a fastbreak layup that was the game-winner.
- **vs FRESNO ST:** Led the team with seven rebounds.
- **QUEENS:** Led the team with seven rebounds and scored a season-high 15 points (5-of-6 FG • 4-of-4 FT).
- **SOUTH CAROLINA:** Had his best game as a Razorback (and best game since an impressive performance as a Gamecock with 18 ts and 9 rebounds in a 72-53 South Carolina win vs Arkansas last season) ... Set the tone early with a dunk to start the scoring ... Finished with four dunks ... Scored a **season-high 15 points** with seven rebounds, **tying his career-high with six offensive boards** ... Added **three assists, tying his season-high and SEC career-high.**

CAREER DOUBLE-DOUBLES (9)

FRESHMAN (at WOF)	(1)
11/28/20 CARVER	17 pts 11 reb
JUNIOR (at BAMA)	(2)
02/18/23 GEORGIA	19 pts 12 reb
03/16/23 vs A&M-Corpus Christi	19 pts 15 reb
SENIOR (at BAMA)	(3)
03/09/24 ARKANSAS	# 10 pts 10 reb
03/15/24 vs Florida	# 12 pts 10 reb
03/30/24 vs Clemson	16 pts 11 reb
GRAD SR (at SC)	(3)
11/16/24 at Indiana	13 pts 11 reb
01/11/25 AUBURN	12 pts 10 reb
03/08/25 at Tennessee	14 pts 16 reb
# - back-to-back games	



PRINGLE'S PERSONAL BESTS

POINTS

Season: 15 vs South Carolina (01/14/26)
Career: 19 (3x) LAST: vs USC Upstate (12/14/24)
 SEC: 18 vs Arkansas (03/01/25)

FG MADE

Season: 5 (3x) LAST vs South Carolina (01/14/26)
Career: 8 vs Georgia (02/18/23)
 SEC: 7 vs Arkansas (03/01/25)

FG ATTEMPTED

Season: 9 vs South Carolina (01/14/26)
Career: 13 vs Florida (02/21/24)
 SEC: 13 vs Florida (02/21/24)

3-POINT FG MADE

Season: --

Career: --

SEC: --

3-PT FG ATTEMPTS

Season: --

Career: 2 at Tennessee (03/08/25)

SEC: 2 at Tennessee (03/08/25)

FT MADE

Season: 5 vs South Carolina (01/14/26)

Career: 10 vs Radford (12/22/24)

SEC: 6 (3x) LAST at Tennessee (03/08/25)

FT ATTEMPTED

Season: 6 vs South Carolina (01/14/26)

Career: 13 vs Clemson (03/30/24)

SEC: 10 vs Arkansas (03/09/24)

REBOUNDS

Season: 8 (2x) vs UCA (11/11/25)

Career: 15 vs A&M-Corpus Christi (03/16/23)

SEC: 14 at Tennessee (03/08/25)

ASSISTS

Season: 3 (2x) LAST vs South Carolina (01/14/26)

Career: 4 vs Radford (12/22/24)

SEC: 3 (4x) LAST vs South Caro (01/14/26)

STEALS

Season: 2 (2x) LAST vs Queens (12/16/25)

Career: 3 (2x) LAST: vs Florida (02/08/23)

SEC: 3 vs Florida (02/08/23)

BLOCKED SHOTS

Season: 3 at Michigan State (11/08/25)

Career: 3 (4x) LAST: at Michigan St (11/08/25)

SEC: 2 (3x) LAST vs Arkansas (03/09/24)

MINUTES

Season: 28:12 at Michigan State (11/08/25)

Career: 35:11 vs Arkansas (03/09/24)

SEC: 35:11 vs Arkansas (03/09/24)

NICK PRINGLE 2025-26 GAME STATS

Opponent	Date	GS	Min	FG	FGA	Pct	3FG	3A	Pct	FT	FTA	Pct	O	D	Tot	Avg	PF	FO	A	TO	Blk	Stl	Pts	Avg	
SOUTHERN	11/03/25	*	24	4	7	.571	0	0	.000	0	0	.000	3	5	8	8.0	3	0	0	0	0	0	8	8.0	
at Michigan St.	11/08/25	*	28	2	2	1.000	0	0	.000	2	4	.500	4	3	7	7.5	5	1	1	1	3	2	6	7.0	
CENTRAL ARKANSAS	11/11/25	*	23	3	3	1.000	0	0	.000	3	4	.750	1	7	8	7.7	1	0	0	1	0	0	9	7.7	
SAMFORD	11/14/25	*	18	0	1	.000	0	0	.000	0	0	.000	0	1	1	6.0	2	0	0	0	0	0	0	5.8	
WINTHROP	11/18/25	*	28	5	5	1.000	0	0	.000	3	4	.750	1	6	7	6.2	3	0	0	1	2	0	13	7.2	
JACKSON ST.	11/21/25	*	22	0	0	.000	0	0	.000	4	5	.800	1	4	5	6.0	1	0	3	0	0	1	4	6.7	
vs Duke	11/27/25	*	19	1	3	.333	0	0	.000	1	1	1.000	1	0	1	5.3	5	1	2	1	0	0	3	6.1	
LOUISVILLE	12/03/25	*	23	1	3	.333	0	0	.000	0	0	.000	1	3	4	5.1	1	0	0	1	0	0	2	5.6	
vs Fresno St.	12/06/25	*	23	1	2	.500	0	0	.000	0	0	.000	1	6	7	5.3	2	0	1	0	0	0	2	5.2	
vs Texas Tech	12/13/25	*	11	1	2	.500	0	0	.000	0	4	.000	2	2	4	5.2	2	0	1	1	0	0	2	4.9	
QUEENS (NC)	12/16/25	*	25	5	6	.833	0	0	.000	4	4	1.000	3	4	7	5.4	3	0	0	2	0	2	14	5.7	
vs Houston	12/20/25	*	9	0	0	.000	0	0	.000	0	2	.000	1	1	2	5.1	0	0	0	1	0	0	0	5.3	
JAMES MADISON	12/29/25	*	19	1	1	1.000	0	0	.000	2	4	.500	5	1	6	5.2	1	0	2	0	1	1	4	5.2	
TENNESSEE	01/03/26	*	13	0	0	.000	0	0	.000	2	2	1.000	0	1	1	4.9	4	0	0	1	1	0	2	4.9	
at Ole Miss	01/07/26	*	21	2	3	.667	0	0	.000	2	2	1.000	3	2	5	4.9	3	0	0	2	0	1	6	5.0	
at Auburn	01/10/26	*	16	1	2	.500	0	0	.000	1	1	1.000	0	2	2	4.7	2	0	0	2	1	0	3	4.9	
SOUTH CAROLINA	01/14/26	*	23	5	9	.556	0	0	.000	5	6	.833	6	1	7	4.8	1	0	3	0	0	0	15	5.5	
at Georgia	01/17/26	*	19	0	1	.000	0	0	.000	3	4	.750	1	1	2	4.7	1	0	0	3	1	0	3	5.3	
Totals			17	364	32	50	.640	0	0	.000	32	47	.681	34	50	84	4.7	40	2	13	17	9	7	96	5.3

NICK PRINGLE CAREER DIVISION I STATISTICS

Year	GP	GS	Min	Avg	FG	FGA	Pct	3FG	3FGA	Pct	FT	FTA	Pct	Off	Def	Tot	Avg	PF	FO	Ast	TO	Blk	Stl	Pts	Avg
2020-21 (WOF)	15	0	92	6.2	13	22	.591	0	2	.000	4	11	.364					13	0	2	9	1	8	30	2.0
2022-23 (BAMA)	36	0	289	8.0	50	59	.847	0	0	.000	26	55	.473					59	0	7	17	15	8	126	3.5
2023-24 (BAMA)	34	16	626	18.4	86	138	.623	0	0	.000	60	108	.556					89	5	24	34	23	11	232	6.8
2024-25 (SC)	32	32	786	24.6	103	180	.572	0	3	.000	97	148	.655					87	3	36	46	14	16	303	9.5
2025-26 (ARK)	18	17	364	20.2	32	50	.640	0	0	.000	32	47	.681					40	2	13	17	9	7	96	5.3
TOTAL	135	65	2160	16.0	284	449	.633	0	5	.000	219	369	.593	218	385	603	4.5	288	10	82	123	62	50	787	5.8

NOTE: Played his sophomore season (2021-22) at Dodge City CC

24 BILLY RICHMOND III

6-6, 205, W, So. // Memphis, Tenn. // Camden (N.J.) HS

@BillyRichmondI

@billyyyz

Major: Communications ... Born on April 11, 2006, in Memphis, Tenn. ... Son of Billy Richmond Jr. and Kimberly Thomas ... Siblings: Brother, Trevor Richmond ... Sisters: Kristian Richmond and McKenzie Thomas ... His father, Billy Jr., played for John Calipari with the Memphis Tigers (2002-04).

» Participated in 2025 Chris Paul and Jayson Tatum High School and College Elite Camps

• 1 of 3 Razorbacks to play all 36 games last season

• Arkansas' most versatile player as he can (and has played) point guard, shooting guard, small forward and power forward positions.

• Coach Cal has coined the term **"BILLY G.O.A.T."** when Richmond has a big dunk or high-energy play.

• Made 2 3-pointers last year (2-of-16) and has already made 8 this season (8-of-24)

• Already has 7 games scoring double figures this year ... Had 6 all of last year

2025-26 HIGHLIGHTS:

• **SOUTHERN:** Earned his first career start.

• **at MICHIGAN STATE:** Played a career-high 28:31 and scored 8 points with 6 rebounds ... Made his 3rd career 3-pointer.

• **SAMFORD:** Coach Calipari said Billy changed the complexion of the game with his play ... Sparked a 12-0 run - getting three offensive rebounds, a basket and a steal - midway in the second half to give Arkansas its largest lead of 15 (68-54) with 7:08 left ... Finished with 10 points and five rebounds.

• **WINTHROP:** Only scored six points with one rebound, but still affected the outcome ... Scored four of his six point inside the final 4:30, including two free throws and a driving layup.

• **JSU:** Had one of his best statistical career games ... Scored a **season-high 14 points** (one shy of his career best) ... Helped creat separation in the first half with is energy and three dunks - one on a long offensive rebound ... **Tied career highs for FG made** (6), FGA (9) and steals (2) while going 3-of-4 at the line.

• **vs DUKE:** Had a "typical" Billy game, bringing his energy and stuffing the stat sheet ... Scored 11 points (4-of-6 FG • 1-2 3PT • 2-2 FT) with five rebounds, two assists, two blocked shots and a steal.

• **LOUISVILLE:** In a nine-point win, Richmond was a team-best +20 in 26:37 played ... Was a career-best 6-of-6 at the line and blocked a 3-point shot with 44 seconds left that could have gotten UL to within six.

• **vs FRESNO ST:** Made a big impact in his 11:55 played with two big dunks (3-of-5 FG) and a **season-high four assists**.

• **vs TEXAS TECH:** Tied his season high with four assists, adding two steals.

• **QUEENS:** **Tied his career-high with 15 points, tying a career high with six FG made and attempting a career-high 10 FG** ... Scored nine points in a 9-2 run early in the second half (two free throws, a 3-pointer, a layup and a dunk) to put the game out of reach.

• **vs HOUSTON:** Scored 12 points, going 5-of-6 from the field and 2-of-2 from 3-point range - marking **the first time he made multiple triples in the same game** ...

• **JAMES MADISON:** **Tied his career high with six assists** ... Added eight points and four rebounds.

• **at Ole Miss:** Did not miss a shot in scoring an **SEC career-best 13 points** ... Was 5-of-5 from the field, 1-of-1 from 3PT and 2-of-2 at the line ... **The triple was his first 3-pointer made in an SEC regular-season game** ... **Also tied for the team lead with six rebounds, tying a season high and tying an SEC career high.**

• **SOUTH CAROLINA:** Earned his third start of the year and stuffed the stat sheet with five rebounds, four assists, a **career-high three steals and tying a career-high with two blocked shots**.

• **at Georgia:** May have had his best overall SEC game with 12 points, a team-best **8 rebounds (a season-high)** and a **career-high 3 blocked shots** ... His **six FG made tied a career high and his 11 attempts set a career high**

"One thing not getting talked about enough in regards to Arkansas: Billy Richmond is on track to be one of the top utility players in college basketball during the 2025-26 season."

- Jon Rothstein



RICHMOND'S PERSONAL BESTS

POINTS

Season: 15 vs Queens (12/16/25)

Career: 15 (2x) **LAST vs Queens (12/16/25)**

SEC: 13 at Ole Miss (01/07/27)

FG MADE

Season: 6 (3x) **LAST at Georgia 01/17/26**

Career: 6 (5x) **LAST at Georgia (01/17/26)**

SEC: 6 at Georgia (01/17/27)

FG ATTEMPTED

Season: 11 at Georgia (0-1/17/26)

Career: 11 **at Georgia (01/17/26)**

SEC: 11 at Georgia (01/17/27)

3-POINT FG MADE

Season: 2 vs Houston (12/29/25)

Career: 2 **vs Houston (12/29/25)**

SEC: 1 at Ole Miss (01/07/27)

3-PT FG ATTEMPTS

Season: 3 vs Samford (11/14/25)

Career: 3 **vs Samford (11/14/25)**

SEC: 2 **vs South Carolina (01/10/26)**

FT MADE

Season: 6 vs Louisville (12/03/25)

Career: 6 (2x) **LAST vs Louisville (12/03/25)**

SEC: 4 (2x) **LAST vs Mississippi State (03/08/25)**

FT ATTEMPTED

Season: 6 vs Louisville (12/03/25)

Career: 8 **vs Ole Miss (03/13/25)**

SEC: 4 (2x) **LAST vs Mississippi State (03/08/25)**

REBOUNDS

Season: 8 at Georgia (01/17/26)

Career: 9 **vs UMES (11/25/24)**

SEC: 8 at Georgia (01/17/27)

ASSISTS

Season: 6 vs James Madison (12/29/25)

Career: 6 (2x) **LAST vs JMU (12/29/25)**

SEC: 6 vs Mississippi State (03/08/25)

STEALS

Season: 3 vs South Carolina (01/14/26)

Career: 3 **vs South Carolina (01/14/26)**

SEC: 3 **vs South Carolina (01/14/26)**

BLOCKED SHOTS

Season: 3 at Georgia (0-1/17/26)

Career: 3 **at Georgia (01/17/26)**

SEC: 3 at Georgia (01/17/27)

MINUTES

Season: 28:31 at Michigan State (11/08/25)

Career: 28:31 **vs Michigan State (11/08/25)**

SEC: 27:50 vs Mississippi State (03/08/25)

BILLY RICHMOND III 2025-26 GAME STATS

Opponent	Date	GS	Min	FG	FGA	Pct	3FG	3A	Pct	FT	FTA	Pct	O	D	Tot	Avg	PF	FO	A	TO	Blk	Stl	Pts	Avg	
SOUTHERN	11/03/25	*	16	2	4	.500	0	2	.000	2	2	1.000	0	3	3	3.0	5	1	1	1	1	0	6	6.0	
at Michigan St.	11/08/25	*	28	3	8	.375	1	4	.250	1	2	.500	2	4	6	4.5	1	0	0	2	1	0	8	7.0	
CENTRAL ARKANSAS	11/11/25		20	1	2	.500	1	1	1.000	1	2	.500	1	3	4	4.3	0	0	0	1	0	0	4	6.0	
SAMFORD	11/14/25		27	4	7	.571	1	3	.333	1	2	.500	4	1	5	4.5	2	0	0	1	1	1	10	7.0	
WINTHROP	11/18/25		20	2	3	.667	0	1	.000	2	2	1.000	1	0	1	3.8	1	0	1	0	0	0	6	6.8	
JACKSON ST.	11/21/25		24	6	9	.667	0	1	.000	2	4	.500	3	2	5	4.0	2	0	2	0	1	2	14	8.0	
vs Duke	11/27/25		24	4	6	.667	1	2	.500	2	2	1.000	2	3	5	4.1	2	0	2	5	2	1	11	8.4	
LOUISVILLE	12/03/25		27	2	4	.500	0	1	.000	6	6	1.000	1	3	4	4.1	4	0	2	2	1	0	10	8.6	
vs Fresno St.	12/06/25		12	3	5	.600	0	1	.000	0	0	.000	1	0	1	3.8	1	0	4	1	0	0	6	8.3	
vs Texas Tech	12/13/25		18	1	5	.200	0	0	.000	4	4	1.000	2	1	3	3.7	4	0	4	0	0	2	6	8.1	
QUEENS (NC)	12/16/25		25	6	10	.600	1	2	.500	2	3	.667	2	3	5	3.8	1	0	0	2	0	0	15	8.7	
vs Houston	12/20/25		24	5	6	.833	2	2	1.000	0	1	.000	0	2	2	3.7	3	0	1	0	0	2	12	9.0	
JAMES MADISON	12/29/25		21	4	6	.667	0	2	.000	0	0	.000	0	4	4	3.7	0	0	6	2	0	1	8	8.9	
TENNESSEE	01/03/26		15	2	5	.400	0	1	.000	1	2	.500	0	0	0	3.4	4	0	0	0	0	0	5	8.6	
at Ole Miss	01/07/26		24	5	5	1.000	1	1	1.000	2	2	1.000	3	3	6	3.6	2	0	1	0	0	0	13	8.9	
at Auburn	01/10/26		26	1	4	.250	0	1	.000	1	1	1.000	1	0	1	3.4	4	0	0	1	0	2	3	8.6	
SOUTH CAROLINA	01/14/26	*	26	1	4	.250	0	2	.000	1	1	1.000	0	5	5	3.5	0	0	4	1	2	3	3	8.2	
at Georgia	01/17/26	*	26	6	11	.545	0	1	.000	0	0	.000	4	4	8	3.8	0	0	1	4	3	1	12	8.4	
Totals			4	403	58	104	.558	8	28	.286	28	36	.778	27	41	68	3.8	36	1	29	23	12	15	152	8.4

BILLY RICHMOND III CAREER STATISTICS

Year	GP	GS	Min	Avg	FG	FGA	Pct	3FG	3FGA	Pct	FT	FTA	Pct	Off	Def	Tot	Avg	PF	FO	Ass	TO	Blk	Stl	Pts	Avg
2024-25	36	0	631	17.5	81	155	.523	2	16	.125	41	56	.732	35	72	107	3.0	73	2	49	45	15	19	205	5.7
2025-26	18	4	403	22.4	58	104	.558	8	28	.286	28	36	.778	27	41	68	3.8	36	1	29	23	12	15	152	8.4
TOTAL	54	4	1034	19.1	139	259	.537	10	44	.227	69	92	.750	62	113	175	3.2	109	3	78	68	27	34	357	6.6

30 ISAIAH SEALY

6-7, 175, W, Fr. // Springdale, Ark. // Springdale HS

Major: Communications ... Born May 8, 2007, in Fayetteville ... Son of Oscar Sealy and Jordan Gipson ... Parents played basketball at John Brown University. Has a brother, Tre Irvin, and a sister, Jada Irvin.

A consensus four-star that ranked as high as #68 by ESPN and was the consensus top-rated prospect for the 2025 class ... As a senior, tabbed the Northwest Arkansas Democrat-Gazette's Boys Basketball Player of the Year ... Averaged 17.6 points, 5.1 rebounds and 5.2 assists ... Led Springdale a 6A runner-up finish and 29-4 record ... Also named to the 2025 Arkansas Democrat-Gazette All-Arkansas Preps first team and Arkansas Activities Association 6A All-State team ... As a junior, named to the Arkansas Democrat-Gazette All-Arkansas Preps second team.

2025-26 HIGHLIGHTS:

- **SOUTHERN:** Scored 12 points in his collegiate debut, going 6-of-6 at the free throw line ... With that, it marked first time since freshmen became eligible in 1972-73 that **3 rookie Razorbacks debuted with 10+ points each in the same game** (Acuff 22, Thomas 21 and Sealy 12).
- **JSU:** 1 of 7 Hogs in double figures with 10 points, going 4-of-4 from the field and 2-of-2 at the line. ... Added four rebounds and two assists.
- **vs FRESNO ST:** Got extended minutes (10:08) and took advantage of it with 8 points (2-of-3 FG • 4-of-6 FT), 3 rebounds and two steals in 10:08 played

ISAIAH SEALY 2025-26 GAME STATS																								
Opponent	Date	GS	Min	FG	FGA	Pct	3FG	3A	Pct	FT	FTA	Pct	O	D	Tot	Avg	PF	FO	A	TO	Blk	Stl	Pts	Avg
SOUTHERN	11/03/25		17	3	6	.500	0	1	.000	6	6	1.000	1	2	3	3.0	2	0	2	0	0	1	12	12.0
at Michigan St.	11/08/25		1	0	0	.000	0	0	.000	0	0	.000	0	0	0	1.5	0	0	0	0	0	0	0	6.0
CENTRAL ARKANSAS	11/11/25		14	1	5	.200	0	2	.000	4	5	.800	1	5	6	3.0	4	0	2	0	0	1	6	6.0
SAMFORD	11/14/25		2	0	1	.000	0	1	.000	1	2	.500	0	0	0	2.3	0	0	0	0	0	1	1	4.8
WINTHROP	11/18/25		DNP																					
JACKSON ST.	11/21/25		15	4	4	1.000	0	0	.000	2	2	1.000	0	4	4	2.6	2	0	2	0	0	0	10	5.8
vs Duke	11/27/25		DNP																					
LOUISVILLE	12/03/25		DNP																					
vs Fresno St.	12/06/25		10	2	3	.667	0	1	.000	4	6	.667	1	2	3	2.7	1	0	0	0	0	2	8	6.2
vs Texas Tech	12/13/25		DNP																					
QUEENS (NC)	12/16/25		7	0	1	.000	0	0	.000	0	0	.000	0	1	1	2.4	2	0	0	1	1	0	0	5.3
vs Houston	12/20/25		DNP																					
JAMES MADISON	12/29/25		6	0	0	.000	0	0	.000	2	2	1.000	0	2	2	2.4	1	0	1	0	0	0	2	4.9
TENNESSEE	01/03/26		DNP																					
at Ole Miss	01/07/26		DNP																					
at Auburn	01/10/26		7	1	1	1.000	0	0	.000	0	1	.000	0	0	0	2.1	1	0	0	0	0	0	2	4.6
SOUTH CAROLINA	01/14/26		2	0	1	.000	0	1	.000	0	0	.000	0	1	1	2.0	0	0	0	0	0	0	0	4.1
at Georgia	01/17/26		DNP																					
Totals		0	81	11	22	.500	0	6	.000	19	24	.792	3	17	20	2.0	13	0	7	1	1	5	41	4.1



SEALY'S PERSONAL BESTS

POINTS	
Career: 12	vs Southern (11/03/25)
SEC:	
FG MADE	
Career: 4	vs Jackson State (11/21/25)
SEC:	
FG ATTEMPTED	
Career: 6	vs Southern (11/03/25)
SEC:	
3-POINT FG MADE	
Career: -	
SEC:	
3-PT FG ATTEMPTS	
Career: 1	vs Southern (11/03/25)
SEC:	
FT MADE	
Career: 6	vs Southern (11/03/25)
SEC:	
FT ATTEMPTED	
Career: 6 (2x)	LAST vs Fresno St (12/06/25)
SEC:	
REBOUNDS	
Career: 6	vs UCA (11/11/25)
SEC:	
ASSISTS	
Career: 2 (3x)	LAST vs Jackson State (11/21/25)
SEC:	
STEALS	
Career: 2	vs Fresno St (12/06/25)
SEC:	
BLOCKED SHOTS	
Career: -	
SEC:	
MINUTES	
Career: 17:19	vs Southern (11/03/25)
SEC:	

ISAIAH SEALY CAREER STATISTICS

Year	GP	GS	Min	Avg	FG	FGA	Pct	3FG	3FGA	Pct	FT	FTA	Pct	Off	Def	Tot	Avg	PF	FO	Ast	TO	Blk	Stl	Pts	Avg
2025-26	10	0	81	8.1	11	22	.500	0	6	.000	19	24	.792	3	17	20	2.0	13	0	7	1	1	5	41	4.1

6-4, 195, G, So. // Sun Valley, Calif. // Village Christian HS

2024-25: Played in four games and only shot attempt was a 2-pointer vs NC A&T.

2025-26: Had a rebound vs Southern (Nov '25) and an assists vs Jackson State (Nov. '25) ... **Scored his first collegiate points with a 3-pointer in the right corner vs Queens**



Year	GP	GS	Min	Avg	FG	FGA	Pct	3FG	3FGA	Pct	FT	FTA	Pct	Off	Def	Tot	Avg	PF	FO	Ast	TO	Blk	Stl	Pts	Avg
2024-25	4	0	5	1.3	0	1	.000	0	0	.000	0	0	.000	0	0	0	0.0	1	0	0	0	0	0	0	0.0
2025-26	5	0	17	3.4	1	5	.200	1	5	.200	2	2	1.000	0	2	2	0.4	4	0	1	1	0	1	5	1.0
TOTAL	9	0	22	2.4	1	6	.167	1	5	.200	2	2	1.000	0	2	2	0.2	5	0	1	1	0	1	5	0.6

5-9, 180, G, Fr. || Pittsburgh, Pa. || Woodland Hills HS

Major: Communications ... Born May 22, 2006, in Pittsburgh, Pa. ... Son of Jerrid and Brown Has two sisters (Aubrey and Ayla) and two brothers (Ashton and Kvere)

- Scored his first career point with a free throw versus Jackson State ... Made a free throw vs James Madison



Year	GP	GS	Min	Avg	FG	FGA	Pct	3FG	3FGA	Pct	FT	FTA	Pct	Off	Def	Tot	Avg	PF	FO	Ast	TO	Blk	Stl	Pts	Avg
2025-26	5	0	9	1.8	0	3	.000	0	1	.000	1	4	.250	0	0	0	0.0	0	0	0	0	0	0	1	0.2

5-10, 170, G, So. // Memphis, Tenn. // Northpoint (Miss.) Christian School

Major: Business ... Born on April 9, 2009, in Los Angeles, Calif. ... Son of Antonio Burks and Ayena Harris ... Siblings, Adrielle Harris, Antonio Harris, Breanna Burks ... His father, Antonio, played three seasons at Memphis under John Calipari at Memphis from 2001-04 ... Stepfather Tony Harris, a former Tennessee Volunteers star point guard (1997-01).

2024-25: Grabbed a rebound vs UMEs and scored his first collegiate points versus NC A&T.

2025-26: Went 1-of-2 at the FT line .. Made a step-back 3-pointer (**his first career triple**) versus James Madison




Year	GP	GS	Min	Avg	FG	FGA	Pct	3FG	3FGA	Pct	FT	FTA	Pct	Off	Def	Tot	Avg	PF	FO	Ast	TO	Blk	Stl	Pts	Avg
2024-25	2	0	4	2.0	1	3	.333	0	1	.000	0	0	.000	1	0	1	0.5	0	0	0	0	0	0	2	1.0
2025-26	5	0	8	1.6	1	1	1.000	1	1	1.000	1	2	.500	0	0	0	0.0	0	0	0	0	0	0	4	0.8
TOTAL	7	0	12	1.7	2	4	.500	1	2	.500	1	2	.500	1	0	1	0.1	0	0	0	0	0	0	6	0.9

7-0, 285, C, Fr. // Tuzla, Bosnia and Herzegovina

Pronunciations: Pronounced: EL-Meer- JAWF-ich from Twos-LAH ... Major: Education ... Born: September 6, 2005, in Tuzla ... Son of Sanel and Fatima Dzafic ... Has a younger brother, Eren

- Scored his first career points with a free throw versus Southern ... Was 1-of-2 at the line vs Jackson State and James Madison



Year	GP	GS	Min	Avg	FG	FGA	Pct	3FG	3FGA	Pct	FT	FTA	Pct	Off	Def	Tot	Avg	PF	FO	Ast	TO	Blk	Stl	Pts	Avg
2025-26	4	0	12	3.0	0	0	.000	0	0	.000	3	6	.500	1	0	1	0.3	2	0	0	3	1	1	3	0.8

6-7. 205. W. Fr. // Beirut, Lebanon

Pronounced: Kuh-Reem Ruh-TAIL ... **Major:** Recreation & Sport Management ... **Born** February 23, 2004 in Beirut, Lebanon ... **Son of** Hussein and Fadwa Rtail ... **Has two sisters,** Nadine and Yasmina, and both play basketball ... **Primary language** is Arabic and can speak some Bosnian

[illegible]

7-1, 225, W, Fr. || Luanda, Angola || West Oaks (Orlando, Fla.) Academy

Pronounced: suh-MAY-dough ... Full name is Marcos Paulo Semedo Bala ... Major: Business ... Born June 12, 2006, in Luanda, Angola ... Son of Augusto Bala and Catarina Semedo Bala ... Has two sisters, Carla Semedo and Vania Bala, and a brother, Alibo Bala ... Primarv language is Portuguese, followed by Spanish then English and French

- ESPN rated him as the #50 prospect in the nation for the 2025 class as well as the sixth-best center

[illegible]

ARKANSAS RAZORBACKS

2025-26 SEASON RESULTS & LEADERS

RECORD:	OVERALL	HOME	AWAY	NEUTRAL
ALL GAMES	13-5	10-0	1-3	2-2
CONFERENCE	3-2	2-0	1-2	0-0
NON-CONFERENCE	10-3	8-0	0-1	2-2

DATE	TIME (CT)	R A N K	OPPONENT	TV	RESULT	ATTEND	RECORD	(SEC)	HIGH POINTS	HIGH REBOUNDS
11/03/25	6:00 pm	14/15	-/- SOUTHERN	SEC Network	W 109-77	19200	1-0	-	(25)Trevon Brazile	(11)Trevon Brazile
11/08/25	6:00 pm	14/15	22/21 at Michigan State	FOX	66-69 L	14797	1-1	-	(16)Meleek Thomas (16)Darius Acuff Jr.	(7)Nick Pringle
11/11/25	7:00 pm	21/21	-/- CENTRAL ARKANSAS	SEC Network Plus	W 93-56	19200	2-1	-	(21)Darius Acuff Jr.	(10)Karter Knox
11/14/20	7:00 pm	21/21	-/- SAMFORD	SEC Network Plus	W 79-75	19200	3-1	-	(20)Darius Acuff Jr.	(8)Meleek Thomas
11/18/25	7:00 pm	21/22	-/- WINTHROP	SEC Network Plus	W 84-83	19200	4-1	-	(26)Meleek Thomas	(8)Trevon Brazile
11/21/25	7:00 pm	21/22	-/- JACKSON STATE	SEC Network Plus	W 115-61	19200	5-1	-	(21)Malique Ewin	(10)Karter Knox
11/27/25	7:00 pm	@ 22/21	4/4 vs Duke	CBS	71-80 L	10766	5-2	-	(21)Darius Acuff Jr.	(11)Trevon Brazile
12/03/25	6:00 pm	% 25/23	6/6 LOUISVILLE	ESPN	W 89-80	19200	6-2	-	(21)Trevon Brazile	(9)Malique Ewin
12/06/25	3:00 pm	& 25/23	-/- vs FRESNO STATE	SEC Network Plus	W 82-58	11534	7-2	-	(18)Darius Acuff Jr.	(7)Nick Pringle
12/13/25	11:00 am	+ 17/17	16/16 vs Texas Tech	ESPN2	W 93-86	8277	8-2	-	(24)Trevon Brazile	(10)Trevon Brazile
12/16/25	8:00 pm	17/17	-/- QUEENS	SEC Network	W 108-80	19200	9-2	-	(26)Trevon Brazile	(7)Nick Pringle
12/20/25	4:30 pm	! 14/14	8/8 vs Houston	CBS	85-94 L	6246	9-3	-	(27)Darius Acuff Jr.	(9)Malique Ewin
12/29/25	7:00 pm	18/18	-/- JAMES MADISON	SEC Network Plus	W 103-74	19200	10-3	-	(28)Meleek Thomas	(9)Malique Ewin
01/03/26	2:00 pm	* 18/18	19/20 TENNESSEE	ESPN2	W 86-75	19200	11-3	1-0	(29)Darius Acuff Jr.	(7)Karter Knox (7)Trevon Brazile
01/07/26	8:00 pm	* 15/15	-/- at Ole Miss	SEC Network	W 94-87	8012	12-3	2-0	(26)Darius Acuff Jr.	(6)Billy Richmond III (6)Trevon Brazile (6)Karter Knox
01/10/26	5:00 pm	* 15/15	rv/- at Auburn	ESPN	73-95 L	9121	12-4	2-1	(19)Darius Acuff Jr.	(12)Malique Ewin
01/14/26	8:00 pm	* 17/17	-/- SOUTH CAROLINA	SEC Network	W 108-74	19200	13-4	3-1	(21)Meleek Thomas	(7)Nick Pringle
01/17/26	3:00 pm	* 17/17	21/22 at Georgia	ESPN2	76-90 L	10523	13-5	3-2	(20)Darius Acuff Jr.	(8)Billy Richmond III
01/20/26	8:00 pm	* 20/20	15/14 VANDERBILT	ESPN						
01/24/26	7:30 pm	* 20/20	-/- LSU	SEC Network						
01/27/26	6:00 pm	*	at Oklahoma	ESPN/2						
01/31/26	5:30 pm	*	KENTUCKY	ESPN						
02/07/26	11:00 am	*	at Mississippi State	ESPN/2						
02/10/26	8:00 pm	*	at LSU	SEC Network						
02/14/26	7:30 pm	*	AUBURN	ESPN/2						
02/18/26	6:00 pm	*	at Alabama	ESPN/2/U						
02/21/26	3/3:30 pm	*	MISSOURI	ESPN/2						
02/25/26	8:00 pm	*	TEXAS A&M	ESPN/2/U						
02/28/26	7:30 pm	*	at Florida	ESPN/2						
03/04/26	6:00 pm	*	TEXAS	ESPN/2/U						
03/07/25	11:00 am	*	at Missouri	ESPN/2/U						
03/11-15/26		^	SEC Tournament							
03/19-22/26			NCAA Championship 1st & 2nd Rds							
03/26-29/26			NCAA Championship Regionals							
04/4 & 6/26			NCAA Final Four & Championship							

Home Games in CAPS | * - Southeastern Conference game | @ - CBS Thanksgiving Classic (Chicago - United Center) | % - SEC/ACC Challenge | & - at North Little Rock (Simmons Bank Arena) |
+ Revocruit Rematch (Dallas - American Airlines Center) | ! - Never Forget Classic (Newark - Prudential Center) | ^ - SEC Tournament (Nashville - Bridgestone Arena)

ATTENDANCE SUMMARY	GAMES	TOTALS	AVG/GAME
HOME	10	192400	19240
AWAY	4	42453	10613
NEUTRAL	4	36823	9206
TOTAL	18	271676	15093

ARKANSAS RAZORBACKS

2025-26 COMBINED REPORT

RECORD:	OVERALL	HOME	AWAY	NEUTRAL
ALL GAMES	13-5	10-0	1-3	2-2
CONFERENCE	3-2	2-0	1-2	0-0
NON-CONFERENCE	10-3	8-0	0-1	2-2

##	Player	GPGS	Min	Avg	• TOTAL •			• 3-PTS •			• REBOUNDS •			PF FO												
					FG	FGA	Pct	3FG	FGA	Pct	FT	FTA	Pct	Off	Def	Tot	Avg			A	TO	Blk	St	Pts	Avg	
5	Darius Acuff Jr.	18	18	596	33.1	125	257	.486	40	98	.408	66	82	.805	9	45	54	3.0	32	0	113	39	8	18	356	19.8
1	Meleek Thomas	18	2	483	26.8	93	229	.406	46	117	.393	44	53	.830	18	46	64	3.6	33	0	50	20	2	29	276	15.3
7	Trevon Brazile	17	16	475	27.9	77	141	.546	22	54	.407	46	62	.742	23	86	109	6.4	26	0	17	19	20	25	222	13.1
12	Malique Ewin	18	1	314	17.4	59	96	.615	2	2	1.000	53	73	.726	47	44	91	5.1	38	1	13	21	19	12	173	9.6
11	Karter Knox	17	14	386	22.7	51	114	.447	22	53	.415	21	27	.778	22	64	86	5.1	35	0	20	21	11	14	145	8.5
24	Billy Richmond III	18	4	403	22.4	58	104	.558	8	28	.286	28	36	.778	27	41	68	3.8	36	1	29	23	12	15	152	8.4
21	D.J. Wagner	18	18	452	25.1	46	116	.397	21	60	.350	27	35	.771	0	23	23	1.3	29	0	48	14	8	21	140	7.8
23	Nick Pringle	18	17	364	20.2	32	50	.640	0	0	.000	32	47	.681	34	50	84	4.7	40	2	13	17	9	7	96	5.3
30	Isaiah Sealy	10	0	81	8.1	11	22	.500	0	6	.000	19	24	.792	3	17	20	2.0	13	0	7	1	1	5	41	4.1
0	Jaden Karuletwa	5	0	17	3.4	1	5	.200	1	5	.200	2	2	1.000	0	2	2	0.4	4	0	1	1	0	1	5	1.0
14	Ayden Kelley	5	0	8	1.6	1	1	1.000	1	1	1.000	1	2	.500	0	0	0	0.0	0	0	0	0	0	0	4	0.8
15	Elmir Dzafic	4	0	12	3.0	0	0	.000	0	0	.000	3	6	.500	1	0	1	0.3	2	0	0	3	1	1	3	0.8
2	Amere Brown	5	0	9	1.8	0	3	.000	0	1	.000	1	4	.250	0	0	0	0.0	0	0	0	0	0	0	1	0.2
TEAM.....														26 46 72 4.0			0		3				0			
The Hogs.....		18				554 1138 .487	163 425 .384	343 453 .757	210 464 674 37.4	288 4 311 182 91 148 1614 89.7																
Opponents.....		18				508 1157 .439	155 493 .314	223 322 .693	208 412 620 34.4	335 4 268 224 50 103 1394 77.4																

Team Statistics

	ARK	OPP
SCORING	1614	1394
Points per game	89.7	77.4
Scoring margin	+12.2	-
FIELD GOALS-ATT	554-1138	508-1157
Field goal pct	.487	.439
3 POINT FG-ATT	163-425	155-493
3-point FG pct	.384	.314
3-pt FG made per game	9.1	8.6
FREE THROWS-ATT	343-453	223-322
Free throw pct	.757	.693
F-Throws made per game	19.1	12.4
REBOUNDS	674	620
Rebounds per game	37.4	34.4
Rebounding margin	+3.0	-
ASSISTS	311	268
Assists per game	17.3	14.9
TURNOVERS	182	224
Turnovers per game	10.1	12.4
Turnover margin	+2.3	-
Assist/turnover ratio	1.7	1.2
STEALS	148	103
Steals per game	8.2	5.7
BLOCKS	91	50
Blocks per game	5.1	2.8
ATTENDANCE	192400	79276
Home games-Avg/Game	10-19240	4-10613
Neutral site-Avg/Game	-	4-9206

SCORE BY PERIODS:	1st	2nd	Total
Arkansas	777	837	1614
Opponents	653	741	1394

Date	Ark. Rank	Opp Rank	Opponent	Result	Score	Attend
11/03/25	14/15	-/-	SOUTHERN	W	109-77	19200
11/08/25	14/15	22/21	at Michigan State	L	66-69	14797
11/11/25	21/21	-/-	CENTRAL ARKANSAS	W	93-56	19200
11/14/25	21/21	-/-	SAMFORD	W	79-75	19200
11/18/25	21/22	-/-	WINTHROP	W	84-83	19200
11/21/25	21/21	-/-	JACKSON STATE	W	115-61	19200
@ 11/27/25	22/21	4/4	vs Duke	L	71-80	10766
% 12/03/25	25/23	6/6	LOUISVILLE	W	89-80	19200
& 12/06/25	25/23	-/-	vs FRESNO STATE	W	82-58	11534
+ 12/13/25	17/17	16/16	vs Texas Tech	W	93-86	8277
12/16/25	14/14	-/-	QUEENS	W	108-80	19200
! 12/20/25	14/14	8/8	vs Houston	L	85-94	6246
12/29/25	18/18	-/-	JAMES MADISON	W	103-74	19200
* 01/03/26	18/18	19/20	TENNESSEE	W	86-75	19200
* 01/07/26	15/15	-/-	at Ole Miss	W	94-87	8012
* 01/10/26	15/15	rv/-	at Auburn	L	73-95	9121
* 01/14/26	17/17	-/-	SOUTH CAROLINA	W	108-74	19200
* 01/17/26	17/17	21/22	at Georgia	L	76-90	10523
* 01/20/26	20/20	15/14	VANDERBILT			
* 01/24/26	20/20	-/-	LSU			
* 01/27/26			at Oklahoma			
* 01/31/26			KENTUCKY			
* 02/07/26			at Mississippi State			
* 02/10/26			at LSU			
* 02/14/26			AUBURN			
* 02/18/26			at Alabama			
* 02/21/26			MISSOURI			
* 02/25/26			TEXAS A&M			
* 02/28/26			at Florida			
* 03/04/26			TEXAS			
* 03/07/26			at Missouri			
^ 03/11-12/26 SEC Tournament						

* = SEC game || Home Games in CAPS || @ - CBS Thanksgiving Classic (Chicago - United Center) || % - SEC/ACC Challenge ||
 & - at North Little Rock (Simmons Bank Arena) || + Revocruit Rematch (Dallas - American Airlines Center) || ! - Never Forget
 Classic (Newark - Prudential Center) || ^ - SEC Tournament (Nashville - Bridgestone Arena)

ARKANSAS RAZORBACKS

2025-26 SEASON STATISTICS • ALL GAMES



RECORD:	OVERALL	HOME	AWAY	NEUTRAL
ALL GAMES	13-5	10-0	1-3	2-2
CONFERENCE	3-2	2-0	1-2	0-0
NON-CONFERENCE	10-3	8-0	0-1	2-2

#	Player	GPGS			• TOTAL •			• 3-PTS •				• REBOUNDS •													
			Min	Avg	FG	FGA	Pct	3FG	FGA	Pct	FT	FTA	Pct	Off	Def	Tot	Avg	PF	FO	A	TO	Blk	St	Pts	Avg
5	Darius Acuff Jr.	18 18	596	33.1	125	257	.486	40	98	.408	66	82	.805	9	45	54	3.0	32	0	113	39	8	18	356	19.8
1	Meleek Thomas	18 2	483	26.8	93	229	.406	46	117	.393	44	53	.830	18	46	64	3.6	33	0	50	20	2	29	276	15.3
7	Trevon Brazile	17 16	475	27.9	77	141	.546	22	54	.407	46	62	.742	23	86	109	6.4	26	0	17	19	20	25	222	13.1
12	Malique Ewin	18 1	314	17.4	59	96	.615	2	2	1.000	53	73	.726	47	44	91	5.1	38	1	13	21	19	12	173	9.6
11	Karter Knox	17 14	386	22.7	51	114	.447	22	53	.415	21	27	.778	22	64	86	5.1	35	0	20	21	11	14	145	8.5
24	Billy Richmond III	18 4	403	22.4	58	104	.558	8	28	.286	28	36	.778	27	41	68	3.8	36	1	29	23	12	15	152	8.4
21	D.J. Wagner	18 18	452	25.1	46	116	.397	21	60	.350	27	35	.771	0	23	23	1.3	29	0	48	14	8	21	140	7.8
23	Nick Pringle	18 17	364	20.2	32	50	.640	0	0	.000	32	47	.681	34	50	84	4.7	40	2	13	17	9	7	96	5.3
30	Isaiah Sealy	10 0	81	8.1	11	22	.500	0	6	.000	19	24	.792	3	17	20	2.0	13	0	7	1	1	5	41	4.1
0	Jaden Karuletwa	5 0	17	3.4	1	5	.200	1	5	.200	2	2	1.000	0	2	2	0.4	4	0	1	1	0	1	5	1.0
14	Ayden Kelley	5 0	8	1.6	1	1	1.000	1	1	1.000	1	2	.500	0	0	0	0.0	0	0	0	0	0	0	4	0.8
15	Elmir Dzafic	4 0	12	3.0	0	0	.000	0	0	.000	3	6	.500	1	0	1	0.3	2	0	0	3	1	1	3	0.8
2	Amere Brown	5 0	9	1.8	0	3	.000	0	1	.000	1	4	.250	0	0	0	0.0	0	0	0	0	0	0	1	0.2
TEAM.....														26	46	72	4.0	0			3			0	
Arkansas.....		18			554	1138	.487	163	425	.384	343	453	.757	210	464	674	37.4	288	4	311	182	91	148	1614	89.7
Opponents.....		18			508	1157	.439	155	493	.314	223	322	.693	208	412	620	34.4	335	4	268	224	50	103	1394	77.4

SCORE BY PERIODS:	1st	2nd	Total
Arkansas	777	837	1614
Opponents	653	741	1394

DEADBALL REBOUNDS:	OFF	DEF	TOTAL
Arkansas	68	13	81
Opponents	63	4	67

ARKANSAS RAZORBACKS

2025-26 STATISTICS • SEC GAMES ONLY



RECORD:	OVERALL	HOME	AWAY
SEC	3-2	2-0	1-2

#	Player	GPGS	Min Avg		• TOTAL •			• 3-PTS •				• REBOUNDS •											Pts Avg			
					FG	FGA	Pct	3FG	FGA	Pct	FT	FTA	Pct	Off	Def	Tot	Avg	PF	FO	A	TO	Blk			St	
5	Darius Acuff Jr.	5	5	174	34.8	37	79	.468	9	28	.321	29	31	.935	2	12	14	2.8	10	0	33	14	3	7	112	22.4
1	Meleek Thomas	5	0	138	27.6	29	63	.460	14	27	.519	6	8	.750	3	14	17	3.4	10	0	12	7	1	12	78	15.6
12	Malique Ewin	5	0	102	20.4	19	34	.559	1	1	1.000	21	27	.778	16	15	31	6.2	13	1	4	9	8	3	60	12.0
7	Trevon Brazile	5	5	153	30.6	22	40	.550	6	17	.353	8	15	.533	6	19	25	5.0	6	0	4	4	2	8	58	11.6
11	Karter Knox	5	3	101	20.2	14	32	.438	5	17	.294	4	6	.667	8	17	25	5.0	10	0	2	5	5	3	37	7.4
24	Billy Richmond III	5	2	117	23.4	15	29	.517	1	6	.167	5	6	.833	8	12	20	4.0	10	0	6	6	5	6	36	7.2
23	Nick Pringle	5	5	92	18.4	8	15	.533	0	0	.000	13	15	.867	10	7	17	3.4	11	0	3	8	3	1	29	5.8
21	D.J. Wagner	5	5	106	21.2	8	26	.308	2	12	.167	7	8	.875	0	7	7	1.4	8	0	11	4	3	5	25	5.0
30	Isaiah Sealy	2	0	9	4.5	1	2	.500	0	1	.000	0	1	.000	0	1	1	0.5	1	0	0	0	0	0	2	1.0
14	Ayden Kelley	1	0	2	2.0	0	0	.000	0	0	.000	0	0	.000	0	0	0	0.0	0	0	0	0	0	0	0	0.0
2	Amere Brown	1	0	2	2.0	0	1	.000	0	0	.000	0	0	.000	0	0	0	0.0	0	0	0	0	0	0	0	0.0
15	Elmir Dzafic	1	0	2	2.0	0	0	.000	0	0	.000	0	0	.000	0	0	0	0.0	0	0	0	0	1	0	0	0.0
0	Jaden Karulewa	1	0	2	2.0	0	1	.000	0	1	.000	0	0	.000	0	0	0	0.0	0	0	0	1	0	0	0	0.0
TEAM.....													9 14 23 4.6				0			0			0			
Razorbacks.....		5			153 322 .475			38 110 .345			93 117 .795			62 118 180 36.0				79 1 75 58 31 45			437 87.4					
Opponents.....		5			154 312 .494			42 124 .339			71 98 .724			50 115 165 33.0				85 0 80 67 22 45			421 84.2					

SCORE BY PERIODS:	1st	2nd	Total
Arkansas	195	242	437
Opponents	200	221	421

DEADBALL REBOUNDS:	OFF	DEF	TOTAL
Arkansas	15	0	15
Opponents	17	1	18

2025-26 RAZORBACK GAME-BY-GAME STATISTICS

				• TOTAL •			• 3-PTRS •						• REBOUNDS •												
Opponent	Date	Score	W/L	FG	FGA	Pct	3FG	FGA	Pct	FT	FTA	Pct	Off	Def	Tot	Avg	PF	A	TO	Blk	Stl	Pts	Avg		
SOUTHERN	11/03/25	109-77	W	37	73	.507	10	28	.357	25	29	.862	14	31	45	45.0	18	23	9	4	10	109	109.0		
at Michigan St.	11/08/25	66-69	L	22	56	.393	7	28	.250	15	23	.652	13	20	33	39.0	21	16	14	6	11	66	87.5		
CENTRAL ARKANSAS	11/11/25	93-56	W	31	63	.492	13	34	.382	18	22	.818	8	41	49	42.3	17	17	8	2	5	93	89.3		
SAMFORD	11/14/25	79-75	W	28	62	.452	6	17	.353	17	22	.773	9	29	38	41.2	14	13	9	4	5	79	86.8		
WINTHROP	11/18/25	84-83	W	29	58	.500	6	17	.353	20	22	.909	7	26	33	39.6	13	13	9	8	5	84	86.2		
JACKSON ST.	11/21/25	115-61	W	39	61	.639	9	18	.500	28	36	.778	9	29	38	39.3	15	24	6	7	14	115	91.0		
vs Duke	11/27/25	71-80	L	26	64	.406	10	30	.333	9	11	.818	10	19	29	37.9	18	17	12	3	8	71	88.1		
LOUISVILLE	12/03/25	89-80	W	28	67	.418	6	18	.333	27	35	.771	18	28	46	38.9	15	14	10	3	5	89	88.2		
vs Fresno St.	12/06/25	82-58	W	30	66	.455	11	30	.367	11	17	.647	10	29	39	38.9	15	18	8	5	11	82	87.6		
vs Texas Tech	12/13/25	93-86	W	33	63	.524	10	19	.526	17	26	.654	16	24	40	39.0	15	18	7	6	6	93	88.1		
QUEENS (NC)	12/16/25	108-80	W	36	64	.563	14	28	.500	22	27	.815	10	23	33	38.5	15	26	14	2	13	108	89.9		
vs Houston	12/20/25	85-94	L	28	57	.491	8	20	.400	21	35	.600	12	22	34	38.1	18	13	12	4	3	85	89.5		
JAMES MADISON	12/29/25	103-74	W	34	62	.548	15	28	.536	20	31	.645	12	25	37	38.0	15	24	6	6	7	103	90.5		
TENNESSEE	01/03/26	86-75	W	25	59	.424	7	23	.304	29	33	.879	12	24	36	37.9	16	7	14	10	8	86	90.2		
at Ole Miss	01/07/26	94-87	W	31	60	.517	10	24	.417	22	30	.733	14	23	37	37.8	16	19	11	2	7	94	90.5		
at Auburn	01/10/26	73-95	L	25	58	.431	8	21	.381	15	21	.714	8	20	28	37.2	18	9	11	3	7	73	89.4		
SOUTH CAROLINA	01/14/26	108-74	W	43	73	.589	8	21	.381	14	17	.824	12	24	36	37.1	12	27	4	8	12	108	90.5		
at Georgia	01/17/26	76-90	L	29	72	.403	5	21	.238	13	16	.813	16	27	43	37.4	17	13	18	8	11	76	89.7		
Arkansas		1614		554	1138	.487	163	425	.384	343	453	.757	210	464	674	37.4	288	311	182	91	148	1614	89.7		
Opponents		1394		508	1157	.439	155	493	.314	223	322	.693	208	412	620	34.4	335	268	224	50	103	1394	77.4		

Games played: 18

Points/game: 89.7

FG Pct: 48.7

3FG Pct: 38.4

FT Pct: 75.7

Rebounds/game: 37.4

Assists/game: 17.3

Turnovers/game: 10.1

Assist/turnover ratio: 1.7

Steals/game: 8.2

Blocks/game: 5.1

2025-26 OPPONENT GAME-BY-GAME STATISTICS

Opponent	Date	Score	W/L	• TOTAL •			• 3-PTRS •						• REBOUNDS •				PF							
				FG	FGA	Pct	3FG	FGA	Pct	FT	FTA	Pct	Off	Def	Tot	Avg		A	TO	Blk	Stl	Pts	Avg	
SOUTHERN	11/03/25	109-77	W	27	69	.391	12	27	.444	11	24	.458	12	25	37	37.0	20	10	12	3	3	77	77.0	
at Michigan St.	11/08/25	66-69	L	25	61	.410	1	14	.071	18	26	.692	19	26	45	41.0	15	18	14	4	7	69	73.0	
CENTRAL ARKANSAS	11/11/25	93-56	W	19	67	.284	4	41	.098	14	21	.667	10	25	35	39.0	19	11	8	2	5	56	67.3	
SAMFORD	11/14/25	79-75	W	28	68	.412	10	29	.345	9	10	.900	9	28	37	38.5	18	17	8	0	5	75	69.2	
WINTHROP	11/18/25	84-83	W	32	67	.478	15	31	.484	4	6	.667	8	22	30	36.8	20	18	10	2	3	83	72.0	
JACKSON ST.	11/21/25	115-61	W	22	64	.344	9	27	.333	8	11	.727	12	15	27	35.2	25	15	20	2	2	61	70.2	
vs Duke	11/27/25	71-80	L	29	59	.492	8	23	.348	14	21	.667	12	25	37	35.4	13	16	12	1	6	80	71.6	
LOUISVILLE	12/03/25	89-80	W	29	70	.414	8	37	.216	14	18	.778	12	24	36	35.5	25	13	9	3	2	80	72.6	
vs Fresno St.	12/06/25	82-58	W	22	63	.349	4	26	.154	10	13	.769	12	29	41	36.1	14	11	17	1	4	58	71.0	
vs Texas Tech	12/13/25	93-86	W	35	69	.507	13	31	.419	3	10	.300	14	19	33	35.8	17	21	7	4	4	86	72.5	
QUEENS (NC)	12/16/25	108-80	W	30	68	.441	6	25	.240	14	20	.700	16	18	34	35.6	20	12	17	1	6	80	73.2	
vs Houston	12/20/25	85-94	L	32	62	.516	11	25	.440	19	25	.760	10	23	33	35.4	24	13	9	2	7	94	74.9	
JAMES MADISON	12/29/25	103-74	W	24	58	.414	12	32	.375	14	19	.737	12	18	30	35.0	20	13	14	3	4	74	74.8	
TENNESSEE	01/03/26	86-75	W	29	59	.492	5	13	.385	12	23	.522	11	22	33	34.9	22	13	14	2	11	75	74.9	
at Ole Miss	01/07/26	94-87	W	31	61	.508	8	26	.308	17	21	.810	8	19	27	34.3	22	19	10	5	8	87	75.7	
at Auburn	01/10/26	73-95	L	34	60	.567	10	22	.455	17	24	.708	9	28	37	34.5	17	20	10	2	11	95	76.9	
SOUTH CAROLINA	01/14/26	108-74	W	28	63	.444	7	30	.233	11	14	.786	13	20	33	34.4	14	13	16	2	3	74	76.7	
at Georgia	01/17/26	76-90	L	32	69	.464	12	33	.364	14	16	.875	9	26	35	34.4	10	15	17	11	12	90	77.4	
Opponents		1394		508	1157	.439	155	493	.314	223	322	.693	208	412	620	34.4	335	268	224	50	103	1394	77.4	
Arkansas		1614		554	1138	.487	163	425	.384	343	453	.757	210	464	674	37.4	288	311	182	91	148	1614	89.7	

Games played: 18

Points/game: 77.4

FG Pct: 43.9

3FG Pct: 31.4

FT Pct: 69.3

Rebounds/game: 34.4

Assists/game: 14.9

Turnovers/game: 12.4

Assist/turnover ratio: 1.2

Steals/game: 5.7

Blocks/game: 2.8

ARKANSAS RAZORBACKS

2025-26 GAME-BY-GAME POINTS-ASSISTS-REBOUNDS

				0	1	2	5	7	11	12	14	15	21	23	24	30	35	99
Opponent	Date	Score	WL	Karulew	Thomas	Brown	Acuff	Brazile	Knox	Ewin	Kelley	Džafić	Wagner	Pringle	Richmond	Sealy	Rtail	Semedo
SOUTHERN	11/03/25	109-77	W	0-1-1	21-6-7	0-0-0	22-2-4	25-11-1	DNP-Inj	6-4-0	0-0-0	1-0-0	8-4-7	8-8-0	6-3-1	12-3-2	DNP-Inj	DNP
at Mich St	11/08/25	66-69	L	DNP	16-6-2	DNP	16-2-6	3-2-0	0-4-4	4-2-0	DNP	DNP	13-2-3	6-7-1	8-6-0	0-0-0	DNP-Inj	DNP
UCA	11/11/25	93-56	W	DNP	17-6-6	DNP	21-6-4	DNP	19-10-1	10-5-0	DNP	DNP	7-3-4	9-8-0	4-4-0	6-6-2	DNP-Inj	DNP
SAMFORD	11/14/25	79-75	W	DNP	17-8-4	DNP	20-3-5	15-7-0	4-6-2	2-0-0	DNP	DNP	10-3-2	0-1-0	10-5-0	1-0-0	DNP-Inj	DNP
WINTHROP	11/18/25	84-83	W	DNP	26-3-3	DNP	12-2-5	14-8-2	9-3-1	2-3-0	DNP	DNP	2-1-1	13-7-0	6-1-1	DNP	DNP-Inj	DNP
JACKSON ST	11/21/25	115-61	W	0-0-0	13-2-3	1-0-0	10-0-2	8-7-1	17-10-1	21-3-3	0-0-0	1-0-0	16-0-7	4-5-3	14-5-2	10-4-2	DNP-Inj	DNP
vs Duke	11/27/25	71-80	L	DNP	13-1-2	DNP	21-2-5	11-11-2	2-2-0	7-3-1	DNP	DNP	3-1-3	3-1-2	11-5-2	DNP	DNP-Inj	DNP
LOUISVILLE	12/03/25	89-80	W	DNP	17-5-1	DNP	17-5-10	21-5-0	5-5-0	12-9-1	DNP	DNP	5-1-0	2-4-0	10-4-2	DNP	DNP-Inj	DNP
vs Fresno St	12/06/25	82-58	W	DNP	12-1-1	DNP	18-5-8	4-6-1	11-4-3	9-5-0	DNP	DNP	12-0-0	2-7-1	6-1-4	8-3-0	DNP-Inj	DNP
vs Texas Tech	12/13/25	93-86	W	DNP	8-2-2	DNP	20-4-8	24-10-0	20-6-1	9-6-1	DNP	DNP	4-0-1	2-4-1	6-3-4	DNP	DNP-Inj	DNP
QUEENS	12/16/25	108-80	W	5-1-0	3-4-6	0-0-0	23-3-10	26-4-3	11-5-3	0-2-1	1-0-0	DNP	10-0-3	14-7-0	15-5-0	0-1-0	DNP-Inj	DNP
vs Houston	12/20/25	85-94	L	DNP	7-1-1	DNP	27-5-7	5-6-0	3-2-1	20-9-1	DNP	DNP	11-1-2	0-2-0	12-2-1	DNP	DNP-Inj	DNP
JMU	12/29/25	103-74	W	0-0-0	28-2-0	0-0-0	17-1-6	8-7-3	7-4-1	11-9-1	3-0-0	1-1-0	14-0-4	4-6-2	8-4-6	2-2-1	DNP-Inj	DNP
TENNESSEE	01/03/26	86-75	W	DNP	18-3-1	DNP	29-3-4	7-7-0	11-7-0	12-6-0	DNP	DNP	2-2-2	2-1-0	5-0-0	DNP	DNP-Inj	DNP
at Ole Miss	01/07/26	94-87	W	DNP	13-1-2	DNP	26-0-9	18-6-1	10-6-2	5-2-0	DNP	DNP	3-2-4	6-5-0	13-6-1	DNP	DNP-Inj	DNP
at Auburn	01/10/26	73-95	L	DNP	17-3-4	DNP	19-1-1	12-5-1	0-1-0	13-12-1	DNP	DNP	4-2-2	3-2-0	3-1-0	2-0-0	DNP-Inj	DNP
SOUTH CARO	01/14/26	108-74	W	0-0-0	21-4-2	0-0-0	18-4-13	13-5-2	8-4-0	18-4-1	0-0-0	0-0-0	12-1-2	15-7-3	3-5-4	0-1-0	DNP-Inj	DNP
at Georgia	01/17/26	76-90	L	DNP	9-6-3	DNP	20-6-6	8-2-0	8-7-0	12-7-2	DNP	DNP	4-0-1	3-2-0	12-8-1	DNP	DNP-Inj	DNP

ARKANSAS RAZORBACKS

2025-26 STARTING LINEUPS

Date	Opponent	1	2	3	4	5	1st SUB(S)	Outcome	RECORD BY LINEUPS (4):					RECORD BY STARTER			
Nov. 3	SOUTHERN	Acuff	Wagner	Richmond	Brazile	Pringle	Thomas	W, 109-77	Acuff	Wagner	Richmond	Brazile	Pringle	2-2	Acuff	13-5	
Nov. 8	at Mich St	Acuff	Wagner	Richmond	Brazile	Pringle	Thomas/Knox/Ewin	L, 66-69	Acuff	Wagner	Thomas	Knox	Pringle	2-0	Wagner	13-5	
Nov. 11	UCA	Acuff	Wagner	Thomas	Knox	Pringle	Ewin/Richmond	W, 93-56	Acuff	Wagner	Knox	Brazile	Ewin	1-0	Brazile	11-5	
Nov. 14	SAMFORD	Acuff	Wagner	Thomas	Knox	Pringle	Ewin/Richmond/Brazile	W, 93-56	Acuff	Wagner	Knox	Brazile	Pringle	8-3	Pringle	11-5	
Nov. 18	WINTHROP	Acuff	Wagner	Knox	Brazile	Ewin	Pringle/Thomas/Richmond	W, 84-83							Knox	11-3	
Nov. 21	JACKSON ST	Acuff	Wagner	Knox	Brazile	Pringle	Richmond/Thomas	W, 115-61							Thomas	2-0	
Nov. 27	vs Duke	Acuff	Wagner	Knox	Brazile	Pringle	Ewin/Thomas/Richmond	L, 71-80							Richmond	2-2	
Dec. 3	LOUISVILLE	Acuff	Wagner	Knox	Brazile	Pringle	Richmond/Thomas/Ewin	W, 89-80							Ewin	1-0	
Dec. 6	vs Fresno St	Acuff	Wagner	Knox	Brazile	Pringle	Ewin	W, 82-58									
Dec. 13	vs Texas Tech	Acuff	Wagner	Knox	Brazile	Pringle	Thomas	W, 93-86									
Dec. 16	vs QUEENS	Acuff	Wagner	Knox	Brazile	Pringle	Ewin	W, 108-80									
Dec. 20	vs Houston	Acuff	Wagner	Knox	Brazile	Pringle	Ewin	L, 94-85									
Dec. 29	vs JMU	Acuff	Wagner	Knox	Brazile	Pringle	Ewin	W, 103-74									
Jan. 1	vs TENNESSEE	Acuff	Wagner	Knox	Brazile	Pringle	Ewin/Thomas/Richmond	W, 86-75									
Jan. 7	at Ole Miss	Acuff	Wagner	Knox	Brazile	Pringle	Ewin/Thomas/Richmond	W, 94-87									
Jan. 10	at Auburn	Acuff	Wagner	Knox	Brazile	Pringle	Richmond	L, 73-95									
Jan. 14	SOUTH CARO	Acuff	Wagner	Richmond	Brazile	Pringle	Thomas/Ewin/Knox	W, 108-74									
Jan. 17	at Georgia	Acuff	Wagner	Richmond	Brazile	Pringle	Thomas/Ewin/Knox	L, 76-90									

RECORD BY 1ST SUB (including ties)				
Ewin	Thomas	Richmond	Knox	Pringle
9-4	8-3	7-2	1-2	1-0

2025-26 ARKANSAS RAZORBACKS GAME HIGHS AND LEADERS

Opponent	DATE	SCORE	RESULT	POINTS	REBOUNDS	ASSISTS	STEALS	BLOCKED SHOTS
SOUTHERN	11/03/25	109-77	W	25-Trevon Brazile	11-Trevon Brazile	7-Mealek Thomas D.J. Wagner	3-Mealek Thomas	1-Darius Acuff Jr. Billy Richmond III D.J. Wagner Trevon Brazile
at Michigan St.	11/08/25	66-69	L	16-Darius Acuff Jr. Meleek Thomas	7-Nick Pringle	6-Darius Acuff Jr.	3-D.J. Wagner	3-Nick Pringle
CENTRAL ARKANSAS	11/11/25	93-56	W	21-Darius Acuff Jr.	10-Karter Knox	6-Mealek Thomas	1-Karter Knox D.J. Wagner Malique Ewin Meleek Thomas Isaiah Sealy	1-Darius Acuff jr. Karter Knox
SAMFORD	11/14/25	79-75	W	20-Darius Acuff Jr.	8-Mealek Thomas	5-Darius Acuff Jr.	2-Mealek Thomas	1-Mealek Thomas Billy Richmond III Trevon Brazile Malique Ewin
WINTHROP	11/18/25	84-83	W	26-Mealek Thomas	8-Trevon Brazile	5-Darius Acuff Jr.	2-Mealek Thomas	4-Trevon Brazile
JACKSON ST.	11/21/25	115-61	W	21-Malique Ewin	10-Karter Knox	7-D.J. Wagner	3-D.J. Wagner	2-Trevon Brazile D.J. Wagner
vs Duke	11/27/25	71-80	L	21-Darius Acuff Jr.	11-Trevon Brazile	5-Darius Acuff Jr.	2-Mealek Thomas Trevon Brazile	2-Billy Richmond III
LOUISVILLE	12/03/25	89-80	W	21-Trevon Brazile	9-Malique Ewin	10-Darius Acuff Jr.	2-Trevon Brazile	1-Trevon Brazile Karter Knox Billy Richmond III
vs Fresno St.	12/06/25	82-58	W	18-Darius Acuff Jr.	7-Nick Pringle	8-Darius Acuff Jr.	4-Trevon Brazile	2-Malique Ewin
vs Texas Tech	12/13/25	93-86	W	24-Trevon Brazile	10-Trevon Brazile	8-Darius Acuff Jr.	2-Karter Knox Billy Richmond III	2-Karter Knox Trevon Brazile
QUEENS (NC)	12/16/25	108-80	W	26-Trevon Brazile	7-Nick Pringle	10-Darius Acuff Jr.	3-Darius Acuff Jr. Trevon Brazile	1-Karter Knox Isaiah Sealy
vs Houston	12/20/25	85-94	L	27-Darius Acuff Jr.	9-Malique Ewin	7-Darius Acuff Jr.	2-Billy Richmond III	2-Malique Ewin
JAMES MADISON	12/29/25	103-74	W	28-Mealek Thomas	9-Malique Ewin	6-Darius Acuff Jr. Billy Richmond III	3-Malique Ewin	3-Trevon Brazile
TENNESSEE	01/03/26	86-75	W	29-Darius Acuff Jr.	7-Trevon Brazile Karter Knox	4-Darius Acuff Jr.	3-Mealek Thomas	4-Malique Ewin
at Ole Miss	01/07/26	94-87	W	26-Darius Acuff Jr.	6-Karter Knox Trevon Brazile Billy Richmond III	9-Darius Acuff Jr.	2-Mealek Thomas Darius Acuff Jr.	1-Karter Knox Darius Acuff Jr.
at Auburn	01/10/26	73-95	L	19-Darius Acuff Jr.	12-Malique Ewin	4-Mealek Thomas	2-Billy Richmond III Meleek Thomas D.J. Wagner	2-Malique Ewin
SOUTH CAROLINA	01/14/26	108-74	W	21-Mealek Thomas	7-Nick Pringle	13-Darius Acuff Jr.	4-Mealek Thomas	2-Karter Knox Billy Richmond III
at Georgia	01/17/26	76-90	L	20-Darius Acuff Jr.	8-Billy Richmond III	6-Darius Acuff Jr.	4-Darius Acuff Jr.	3-Billy Richmond III

LED TEAM IN POINTS (including ties)	
Acuff	10
Brazile	4
Thomas	4
Ewin	1

LED TEAM IN REBS (including ties)	
Brazile	5
Ewin	4
Pringle	4
Knox	3
Richmond	2
Thomas	1

LED TEAM IN ASSISTS (including ties)	
Acuff	13
Thomas	3
Wagner	2
Richmond	1

LED TEAM IN STEALS (including ties)	
Thomas	9
Brazile	4
Wagner	4
Richmond	3
Acuff	3
Ewin	2
Knox	2
Sealy	1

LED TEAM IN BLKS (including ties)	
Brazile	7
Knox	6
Richmond	6
Ewin	4
Wagner	2
Acuff	2
Pringle	1
Acuff	1
Thomas	1
Sealy	1

ARKANSAS RAZORBACKS

2025-26 SPECIALTY STATS (ARKANSAS/OPPONENT)

Opponent	Pts Off TO	Pts In Paint	2nd Chance	Fast Break	Bench	Lead Chng	Ties	Ark Largest Lead	Best Ark Run	Opp Largest Lead	Best Opp Run	Ark Led	Opp Led	Gm Tied
SOUTHERN	16 / 7	48 / 28	16 / 17	32 / 12	40 / 35	1	0	37 4:25 2nd	12-0	2 19:18 1st	8-0	38:35	0:43	0:42
at Michigan State	17 / 10	28 / 46	12 / 18	18 / 14	20 / 26	12	5	5 0:34 1st	8-0	8 7:06 2nd	8-0	10:08	25:40	3:12
UCA	9 / 11	30 / 26	10 / 16	30 / 13	20 / 17	0	0	38 1:04 2nd	13-0	- - -	6-0	39:21	-	0:39
SAMFORD	5 / 9	40 / 32	7 / 10	22 / 9	28 / 17	2	1	15 7:08 2nd	12-0	1 17:55 1st	6-0	38:47	0:17	0:56
WINTHROP	10 / 9	40 / 34	14 / 18	16 / 9	45 / 20	9	11	8 4:30 1st	11-0	7 12:46 2nd	7-0	20:10	14:41	5:09
JACKSON ST	38 / 2	56 / 20	12 / 19	34 / 4	60 / 43	1	2	64 4:43 2nd	24-0	3 17:31 1st	5-0	35:53	1:13	2:54
vs Duke	15 / 12	28 / 42	10 / 25	14 / 5	31 / 6	4	7	7 10:09 2nd	9-0	13 1:54 1st	10-0	18:10	16:51	4:59
LOUISVILLE	14 / 7	34 / 42	27 / 9	8 / 8	39 / 11	0	0	20 17:30 2nd	10-0	- - -	8-0	39:33	-	0:27
vs Fresno St.	16 / 8	30 / 32	10 / 10	26 / 11	35 / 24	0	0	32 10:35 2nd	10-0	- - -	8-0	38:02	-	1:58
vs Texas Tech	10 / 5	44 / 42	20 / 18	18 / 4	23 / 8	7	1	10 0:14 2nd	7-0	10 5:55 1st	7-0	6:36	32:04	1:20
QUEENS	25 / 17	42 / 42	19 / 16	32 / 14	24 / 29	1	0	36 8:15 2nd	13-0	5 18:59 1st	6-0	36:08	3:23	0:29
vs Houston	9 / 19	36 / 28	16 / 15	7 / 7	39 / 21	3	2	2 19:37 1st	9-0	21 9:34 1st	15-0	1:14	37:14	1:32
JAMES MADISON	21 / 8	32 / 24	17 / 13	31 / 5	53 / 25	2	3	33 3:42 2nd	16-0	6 2:04 1st	6-0	35:27	1:14	3:19
TENNESSEE	17 / 13	32 / 44	13 / 14	18 / 24	35 / 33	11	10	14 1:13 2nd	11-0	7 17:35 1st	7-0	20:25	12:59	6:11
at Ole Miss	17 / 12	34 / 28	14 / 6	8 / 9	31 / 28	2	2	16 7:35 2nd	11-0	2 15:36 1st	7-0	37:38	0:21	2:01
at Auburn	8 / 13	28 / 48	9 / 18	13 / 15	35 / 25	5	1	2 19:42 1st	5-0	29 2:05 2nd	11-0	1:52	37:00	1:08
SOUTH CAROLINA	22 / 2	66 / 36	14 / 12	32 / 7	47 / 15	2	4	43 2:31 2nd	11-0	1 17:53 1st	9-0	37:55	1:08	0:57
at Georgia	15 / 29	46 / 36	20 / 15	25 / 23	29 / 22	0	2	- - -	11-0	19 16:31 2nd	11-0	-	38:53	1:19

BLACK BOX INDICATES
LARGEST UA LEAD
IN A LOSS

RED BOX INDICATES
LARGEST UA DEFICIT
IN A WIN

ARKANSAS RAZORBACKS

2025-26 SCORES BY HALF

Date	Opponent	1st HALF ARK OPP DIFF	2ND HALF ARK OPP DIFF	FINAL
Nov. 3	SOUTHERN	57 32 +25	52 45 +7	W, 109-77
Nov. 8	at Michigan St	39 36 +3	27 33 -6	L, 66-69
Nov. 11	UCA	43 34 +9	50 22 +28	W, 93-56
Nov. 14	SAMFORD	45 35 +10	34 40 -6	W, 79-75
Nov. 18	WINTHROP	43 41 +2	42 41 -1	W, 84-83
Nov. 21	JACKSON ST	47 19 +26	68 42 +26	W, 115-61
Nov. 27	vs Duke	35 41 -6	36 39 -3	L, 71-80
Dec. 3	LOUISVILLE	47 29 +18	42 51 -9	W, 89-80
Dec. 6	vs Fresno St	34 25 +10	48 34 +14	W, 82-58
Dec. 13	vs Texas Tech	43 49 -6	50 37 +13	W, 93-86
Dec. 16	QUEENS	60 36 +24	48 44 +4	W, 108-80
Dec. 20	vs Houston	41 49 -8	44 45 -1	L, 94-85
Dec. 29	JAMES MADISON	48 28 +20	55 46 +9	W, 103-74
Jan. 3	TENNESSEE	37 38 +1	49 39 +10	W, 86-75
Jan. 7	at Ole Miss	42 32 +10	52 55 -3	W, 94-87
Jan. 10	at Auburn	34 49 -15	39 46 -7	L, 73-95
Jan. 14	SOUTH CAROLINA	50 38 +12	58 36 +22	W, 108-74
Jan. 17	at Georgia	32 45 -13	44 45 -1	L, 76-90

MOST PTS IN A HALF BY ARK		
68	JACKSON ST	2nd
60	QUEENS	1st
58	SOUTH CAROLINA	2nd
57	SOUTHERN	1st
55	JAMES MADISON	2nd
52	at Ole Miss	2nd
52	SOUTHERN	2nd
50 3x	LAST vs SOUTH CARO	1st

FEWEST PTS IN A HALF BY ARK		
27	at Michigan State	2nd

MOST PTS IN A HALF BY OPP		
55	at Ole Miss	2nd
51	LOUISVILLE	2nd
49	at Auburn	1st
49	vs Houston	1st
49	vs Texas Tech	1st

FEWEST PTS IN A HALF BY OPP		
19	JACKSON ST	1st
22	SAMFORD	2nd

LARGEST HALFTIME LEAD		
+26	JACKSON ST	W by 64
+25	SOUTHERN	W by 32
+24	QUEENS	W by 28
+20	JAMES MADISON	W by 29

LARGEST HALFTIME DEFICIT		
-13	at Georgia	L, 76-90
-13	at Auburn	L, 73-95
-8	vs Houston	L, 94-85
-6	vs Texas Tech	W, 93-86
-6	vs Duke	L, 71-80

BEST 2nd HALF DIFFERENTIAL		
+28	SAMFORD	W by 37
+26	JACKSON ST	W by 64
+22	SOUTH CAROLINA	W by 34
+14	vs Fresno St	W by 24

BEST 2nd HALF COMEBACK IN WIN		
-7 (12:48 2nd)	WINTHROP	W, 84-83
-6 (14:30 2nd)	TEXAS TECH	W, 93-86

LAST TIME AN ARKANSAS PLAYER...

• SCORING •

Scored 30 Points: 30 Johnell Davis vs Texas Tech (03/27/25)
Scored 40 Points: 42 Khalif Battle vs Missouri (02/24/24)
Scored 50 Points: 51 Rotnei Clarke vs. Alcorn State (11/13/09)
RECORD: 51 Rotnei Clarke vs. Alcorn State (11/13/09)

• FIELD GOALS MADE •

Made 15 Field Goals: 15 (15-21) Rotnei Clarke vs. Alcorn State (11/13/09)
Made 20 Field Goals: 20 (2-30) Dean Tolson vs. Texas A&M (03/02/74)
RECORD: 20 (20-30) Dean Tolson vs. Texas A&M (03/02/74)

• FIELD GOALS ATTEMPTED •

Attempted 20 Field Goals: 20 (10-20) Meleek Thomas vs Winthrop (11/18/25)
Attempted 25 Field Goals: 26 (11-26) JD Notae vs Mercer (11/09/21)
RECORD: 30 (20-30) Dean Tolson vs. Texas A&M (03/02/74)

• FIELD GOAL PERCENTAGE •

Shot 100% FG (Min. 8 att): 100% Moses Kingsley (8-8) at Missouri (01/12/16)
RECORD (min 10 att): 100% Darryl Saulsberry (10-10) (01/14/75)

• 3-POINTERS MADE •

Made 7 3-pointers: 8 (8-11) Mason Jones at Texas A&M (03/07/20)
Made 10 3-pointers: 10 (10-13) by Isaiah Joe vs. FIU (12/01/18)
Made 11-Plus 3-pointers: 13 (13-17) by Rotnei Clarke vs. Alcorn State (11/13/09)
RECORD: 13 (13-17) by Rotnei Clarke vs. Alcorn State (11/13/09) (SEC record)

• 3-POINTERS ATTEMPTED •

Attempted 15 3-Pointers: 15 (6-15) Isaiah Joe at Texas A&M (03/07/20)
Attempted 20 3-Pointers: 24 (10-24) Pat Bradley vs. North Texas (12/30/98)
RECORD: 24 (10-24) Pat Bradley vs. North Texas (12/30/98) (SEC record)

• FREE THROWS MADE •

Made 10 Free Throws: 11 (11-11) Johnell Davis vs Texas Tech (03/27/25)
Made 15 Free Throws: 17 (17-18) Khalif Battle (03/02/24)
Made 20 Plus Free Throws: 22 (22-24) Martin Terry vs. Texas A&M (01/22/72)
RECORD: 22 (22-24) by Martin Terry vs. Texas A&M (01/22/72)

• FREE THROWS ATTEMPTED •

Attempted 15 Free Throws: 18 (17-18) Khalif Battle at Kentucky (03/02/24)
Attempted 20 Free Throws: 21 (12-21) Adou Thiero vs Illinois (11/28/24)
Attempted 24 Plus Free Throws: 24 (22-24) Martin Terry vs. Texas A&M (01/22/72)
RECORD: 24 (22-24) Martin Terry vs. Texas A&M (01/22/72)

• FREE THROW PERCENTAGE •

Shot 94% FT (min 15 att): 94.4% (17-18) Khalif Battle at Kentucky (03/02/24)
Shot 100% FT (min 10 att): 100% (11-11) Johnell Davis vs Texas Tech (03/27/25)
RECORD (min. 11 att): 9x - Best: Tommy Boyer (18-18) in 1963

• REBOUNDS •

Grabbed 15-19 Rebounds: 17 Trevon Brazile vs Stanford (11/22/23)
Grabbed 20-Plus Rebounds: 23 Nick Davis vs. Jackson State (11/21/97)
RECORD: 23 by Nick Davis vs. Jackson State (11/21/97)
• Grabbed 10 Offensive Rebounds: 11 Justin Smith vs Oral Roberts (03/27/21)
• Grabbed 10 Defensive Rebounds: 10 Trevon Brazile at Vanderbilt (03/04/25)

• ASSISTS •

Had 10 Assists: 13 by Darius Acuff Jr. vs South Carolina (01/14/26)
Had 15 Assists: 15 by Dontell Jefferson vs. Portland State (11/18/05)
RECORD: 15 by D. Jefferson vs. Portland St (11/18/05) & K. Reid vs Jackson St. 11/22/96

• STEALS •

Had 5 Steals: 5 Boogie Fland vs UCA (12/14/24)
Had 6-7 Steals: 6 Adou Thiero vs Little Rock (11/22/24)
Had 8-9 Steals: 8 JD Notae vs New Mexico State (03/19/22)
RECORD: 9 by Robert Shepard at Arizona (12/06/92)

• BLOCKED SHOTS •

Had 5 Blocks: 5 Trevon Brazile vs UCA (12/14/24)
Had 6-9 Blocks: 7 Makhel Mitchell vs Texas A&M (01/31/23)
Had 10 Blocks: 10 Steven Hill vs. Texas State (12/06/05)
RECORD: 10 Steven Hill vs. Texas St. (12/06/05) & Oliver Miller vs. Texas (02/04/90)

• TURNOVERS •

Committed 5-9 Turnovers: 7 Zvonimir Ivisic vs Pacific (11/18/24)
Committed 10 Plus Turnovers: 10 Courtney Fortson at South Carolina (02/21/09)

• MINUTES PLAYED •

40 Minutes (Regulation): 40:00 D.J. Wagner vs Kansas (03/20/25)
40+ Min with OT: 40:34 Karter Knox vs Texas (02/26/25)
45+ Minutes: 2 vs Stanford (11/22/23) - Trevon Brazile (45:52) - Devo Davis (45:14)

• MISCELLANEOUS •

2 Players Scored 20+ Pts In Same Game:

Darius Acuff Jr. (27) and Malique Ewin (20) vs Houston (12/20/25)

3 Players Scored 20+ Pts In Same Game: vs Texas Tech (12/13/25)

Trevon Brazile (24), Darius Acuff Jr. (20) and Karter Knox (20)

2 Players Scored 20+ Pts In Back-To-Back Gms: Nick Smith Jr. (26/24) & Ricky Council IV (22/20) vs Georgia (02/21/23) and at Alabama (02/25/23)

2 Players Scored 20+ Pts In 3 Straight: Mason Jones (41/20/21) & Isaiah Joe (20/21/24) vs Tulsa (12/14/19), Valpo (12/21/19) and Indiana (12/29/19)

8 Players Scored in Double Digits: Mississippi Valley State (11/25/20)

Connor Vanover (25), Desi Sills (19), Moses Moody (16), Vance Jackson (15)
Khalen Robinson (15), Justin Smith (13), JD Notae (13), Jalen Tate 12)

Scored 20-Plus in 5+ Consecutive Gms: (7) Khalif Battle 42, 36, 34, 29, 22, 24, 20 (02/24 to 03/14/24)

Scored 20 or More Points in 10-Plus Consecutive Games: (11) Todd Day
20, 23, 26, 26, 22, 31, 23, 21, 27, 21, 20 (12/01/90 to 01/12/91)

Scored 30-plus Points in 3 Straight Games: Khalif Battle and Mason Jones (only Razorbacks)
LAST - Battle: 42 vs Mizzou (02/24/24), 36 vs Vandy (02/27/24), 34 at UK (03/02/24)

Most Pts Consecutive Gms: 82 Martin Terry 35 at TCU (02/20/73) & 47 vs. SMU (02/24/73)

Most Pts 3-Straight: 112 Khalif Battle 2024 43 vs MIZ (2/24), 36 vs VU (2/27) & 34 at UK (3/2)

Most Pts 4-Straight: 141 Khalif Battle 2024 - 43 vs MIZ (2/24), 36 vs VU (2/27), 34 at UK (3/2), 29 vs LSU (3/6)
Consecutive Free Throws Made: 48 Ricky Medlock (20 gms; 12/21/74 to 03/04/75)

Double-Double: Pts/Rebs: Trevon Brazile (24 & 10) vs Texas Tech (12/13/25)

Double-Double: Pts/Assists: Darius Acuff Jr. (18 & 13) vs Queens (01/14/26)

Two Players with Double-Double in Same Game: vs Mississippi State (03/09/25)

Jonas Aidoo (21 pts & 10 rebs) and Trevon Brazile (11 pts & 11 rebs)

5 Straight Double-Doubles: (7) Jaylin Williams 13 & 11 vs AUB; 22 & 10 at BAMA;

13 & 11 at MIZ; 13 & 16 vs TENN; 15 & 10 at FLA; 16 & 12 vs UK; 19 & 10 vs LSU

3+ Straight Double-Doubles in SEC: (5) Jaylin Williams (AUB/@Bama/@MIZ/TEN/@FLA/UK/LSU)

Most Consecutive Double-Doubles: 9 Dean Tolson (1973-74) and 6 by Derek Hood (1998-99)

Three Players with Double-Double in Same Game: vs Alabama (01/16/10) - Marshawn Powell
18 pts, 10 rebs), Mike Washington (17 pts, 13 rebs) and Courtney Fortson (12 pts, 10 assists)

Had 5-Plus Assists in 5-Plus Consecutive Games: (7) Darius Acuff Jr.

5, 10, 8, 8, 10, 7, 6 (11/27/25 thru 12/29/25)

Had 10 or More Assists in Back-to-Back Games: Jalen Harris

10 vs. FIU (12/01/18) and 12 at Colorado State (12/05/18)

Three-Plus Players with 5-Plus Assists in a Game: at Miami (12/03/24)

Boogie Fland (6), Adou Thiero (5) and D.J. Wagner (5)

Had 5 or More Steals in Back-to-Back Games: Ronnie Brewer
5 vs. Western Illinois (01/01/06) and 5 vs. Mississippi State (01/07/06)

LAST TIME AN OPPONENT PLAYER...

• SCORING •

Scored 30 Points: 30 Keyshawn Hall at Auburn (01/10/26)

Scored 40 Points: 41 Wade Taylor IV vs Texas A&M (01/16/24)

Scored 50 Points: 56 Oscar Robertson vs. Cincinnati (03/15/58) **(most on record)**

• FIELD GOALS MADE •

Made 15 Field Goals: 17 (17-24) Jodie Meeks vs. Kentucky (02/14/09)

Made 20 Field Goals: 21 Oscar Robertson vs. Cincinnati (03/15/58) **(most on record)**

• FIELD GOALS ATTEMPTED •

Att 30 Field Goals: 32 (13-32) Wade Taylor IV vs Texas A&M (01/16/24) **(record)**

Attempted 35 Field Goals: 36 Oscar Robertson vs. Cincinnati (03/15/58) **(most on record)**

• FIELD GOAL PERCENTAGE •

Shot 100% FG (Min. 7 att): Adam Wing (8-8) vs. Evansville (12/08/15)

• 3-POINTERS MADE •

Made 7 3-pointers: 7 (7-11) Tre Johnson vs Texas (02/26/25)

Made 10 3-pointers: 10 (10-19) Lance Weems at Auburn (01/06/96)

• 3-POINTERS ATTEMPTED •

Attempted 15 3-pointers: 15 (7-15) Tyler Hall vs. Montana State (11/21/18)

Attempted 20 3-pointers: 22 (5-22) Jeff Fryer vs. Loyola Marymount (03/16/89)

• FREE THROWS MADE •

Made 10 Free Throws: 10 (11-12) Collin Murray-Boyles at South Carolina (03/01/25)

Made 15 Free Throws: 15 (15-16) Shawn ast II (02/24/24)

• FREE THROWS ATTEMPTED •

Attempted 15 Free Throws: 15 (9-15) Trazarien White UNCW (12/30/23)

Attempted 20 Free Throws: 24 (18-24) Frank Williams vs. Illinois (12/08/01)

• FREE THROW PERCENTAGE •

Shot 100% FT (min 10 att): 10-10 Cam Carter at LSU (01/14/25)

• REBOUNDS •

Grabbed 15-19 Rebounds: 18 Igo Ililic Jr. at Tennessee (01/04/25)

Grabbed 20 Rebounds: 20 Antonio McDyeys vs. Alabama (03/11/95)

• Grabbed 10 Offensive Rebounds: 11 Tyler Davis at Texas A&M (01/30/18)

• Grabbed 10 Defensive Rebounds: 10 Wilson Jacques vs Fresno State (12/06/25)

• ASSISTS •

Had 10 Assists: 11 Tremont Waters vs. LSU (01/12/19)

Had 13 Assists: 13 Chuck Evans at Mississippi State (01/27/93) **(most on record)**

• **STEALS** •

Had 5 Steals: 6 Alpha Diallo at Providence (03/19/19)
Had 8 Steals: 8 Terry Conerway vs. Texas State (12/21/02)

• **BLOCKED SHOTS** •

Had 6-9 Blocks: 6 Johni Broome at Auburn (01/07/23)
Had 10 Plus Blocks: 10 P.J. Roberson vs. Grambling State (11/26/11)

• **TURNOVERS** •

Committed 7-9 Turnovers: 7 Lamar Washington vs Pacific (11/18/24)
Committed 10 Plus Turnovers: 12 Devin Gibson vs. UTSA (12/12/07)

LAST TIME ARKANSAS HIGHS...

• **SCORING** •

Scored 50 Points in 1st Half: 50 vs South Carolina (01/14/26)
Scored 50 Points in 2nd Half: 58 vs South Carolina (01/14/26)
Scored 60 or More Points in 1st Half: 60 vs Queens (12/16/25)
Scored 60 or More Points in 2nd Half: 68 vs Jackson St (11/21/25)
Scored 70 or More Points in a Half: 71 (1st) vs. Alcorn (11/13/09)
Scored 80 or More Points in a Half: 81 (2nd) vs. Miss Valley State (11/25/20)
Most Points in a Half: 88 (2nd) vs. U.S. International (12/09/89)

• **FIELD GOALS MADE** •

Made 40 Field Goals: 43 (43-73) vs South Carolina (01/14/26)
Made 50 Field Goals: 57 (57-99) vs. Troy (12/10/96)
RECORD: 68 (68-101) vs. U.S. International (12/09/89)

• **FIELD GOALS ATTEMPTED** •

Attempted 80 Field Goals: 86 (48-86) vs Miss Valley State (11/25/20)
Attempted 90 Field Goals: 99 (57-99) vs. Troy (12/10/96)
Attempted 100 Field Goals: 101 (68-101) vs. US International (12/09/89)
RECORD: 101 (68-101) vs. U.S. International (12/09/89)

• **FIELD GOAL PERCENTAGE** •

Shot 60% FG: .639 (39-61) vs Jackson State (11/21/25)
Shot 70% or Better FG: .727 (32-44) vs. Alabama State (12/21/83)
RECORD: .794 (27-34) vs. Texas Tech (1979)

• **3-POINTERS MADE** •

Made 15 3-pointers: 15 (15-28) vs James Madison (12/29/24)
Made 20 3-pointers: 20 (20-40) vs Miss Valley State (11/25/20)
RECORD: 21 (21-37) vs. Troy (12/10/96)

• **3-POINTERS ATTEMPTED** •

Attempted 30 3-pointers: 34 (13-34) vs UCA (11/11/25)
Attempted 40 3-pointers: 40 (20-40) vs Miss Valley State (11/25/20)
RECORD: 54 (19-54) vs. North Texas (12/30/98)

• **3-POINT PERCENTAGE** •

Shot 50% 3PT FG (min. 15 att): .536 (15-28) vs James Madison (12/29/25)
Shot 60% or Better 3PT FG (min. 15 att): .611 (11-18) at Vanderbilt (03/06/19)
RECORD (min. 15 att): .667 (16-24) vs. Mississippi State (01/09/16)

• **FREE THROWS MADE** •

Made 30 Free Throws: 31 (31-40) vs Texas A&M (01/16/24)
Made 40 Free Throws: 41 (41-49) at Kentucky (01/25/92)
RECORD: 48 (48-53) vs. Ole Miss (01/17/04)

• **FREE THROW ATTEMPTS** •

Attempted 40 Free Throws: 40 (31-40) vs Texas A&M (01/16/24)
Attempted 50 Free Throws: 54 (36-54) vs LSU (03/04/20)
Attempted 60 Free Throws: 65 vs. TCU (1955)
RECORD: 65 vs. TCU (1955)

• **FREE THROW PERCENTAGE** •

Shot 85% FT (min. 20 att): .864 (19-22) vs Texas Tech (03/27/25)
Shot 90% or Better FT (min. 20 att): .909 (20-22) vs Winthrop (11/18/25)
RECORD (min 10 att): 100 3x - Best 16-16 at Kentucky (02/27/14)

• **REBOUNDS** •

Grabbed 45 Rebounds: 46 vs Louisville (12/03/25)
Grabbed 50 Rebounds: 52 vs Stanford (11/22/23)
Grabbed 55-Plus Rebounds: 58 vs Oral Roberts (12/20/20)
RECORD: 77 vs. Jackson State (01/22/02)

• **ASSISTS** •

Had 25 Assists: 27 vs South Carolina (01/14/26)
Had 30 Assists: 32 vs. Jackson State (11/22/96)
Had 40 Assists: 40 vs. Troy (12/10/96)
RECORD: 47 vs. U.S. International (12/09/89)

• **STEALS** •

Had 15 Steals: 15 vs Little Rock (11/22/24)
Had 20 Steals: 24 vs. Maryland-Eastern Shore (01/02/01)
Had 25 Steals: 26 vs. Louisiana-Monroe (11/25/00)
RECORD: 26 vs. Louisiana-Monroe (11/25/00)

• **BLOCKED SHOTS** •

Had 10 Blocks: 10 at Tennessee (01/04/25)
Had 13 Blocks: 13 vs Texas A&M (01/31/23)
Had 15 Blocks: 15 vs Gardner-Webb (11/10/23)
RECORD: 18 vs. Missouri (12/05/95)

• **MOST TURNOVERS** •

Had 25 Turnovers: 25 at South Carolina (02/21/09)
Had 30 Turnovers: 32 vs. Providence (11/16/07)
RECORD: 32 vs. Providence (11/16/07)

• **FOULS** •

Committed 25 Fouls: 27 at Texas A&M (02/20/24)
Committed 30 Fouls: 33 at Missouri (01/18/23)
RECORD: 38 vs. Missouri (12/04/61)

LAST TIME ARKANSAS LOWS...

• **SCORING** •

Held to 40-45 Points: 43 at Florida (01/22/11)
Held to 46-49 Points: 46 at Mississippi State (02/09/16)
Held to 50-55 Points: 53 at South Carolina (03/01/25)
Held to 56-59 Points: 57 vs Kentucky (01/27/24)
Held to 19 Points or Less in a Half: 14 (1st half) at South Carolina (03/01/25)

• **FIELD GOALS** •

Held to Below 20 Field Goals Made: 15 (15-52) At South Carolina (03/01/25)

• **FIELD GOAL PERCENTAGE** •

Held to 20-29% FG: .288 (15-52) at South Carolina (03/01/25)
Held to 30-35% FG: .310 (18-58) vs Georgia (01/22/25)

• **3-POINTERS** •

Did not Make a 3-pointer: 0 (0-1) vs South Carolina (01/18/22)
Held to 1-2 3-PT FG Made: 2 (2-19) vs St. John's (03/22/25)
Attempted Single-Digit 3-pointers: 6 (4-6) at Missouri (01/31/24)

• **3-POINT PERCENTAGE** •

Shot 10.9% or Worse 3PT FG: 10.5 (2-19) vs St. John's (03/22/25)
Shot 11-19% 3PT FG: .136 (3-22) at South Carolina (03/01/25)

• **FREE THROWS** •

Made 5 or Less Free Throws: 5 (5-9) vs Miami (12/03/24)
Attempted Single Digit Free Throws: 9 (5-9) vs Miami (12/03/24)

• **FREE THROW PERCENTAGE** •

Shot 40-49% FT: .462 (6-13) at Tennessee (01/04/25)
Shot Below 40% FT: .267 (4-15) at Texas A&M (01/09/13)

• **REBOUNDING** •

Had 19 or Fewer Rebounds: 19 at Missouri (03/05/13)
Had 20-25 Rebounds: 25 vs Oklahoma (12/10/22)

• **ASSISTS** •

Held to 6 Assists or less: 6 vs Georgia (01/22/25)

• **STEALS** •

Had 0 Steals: vs Texas Tech (03/21/21) (only time on record)
Had 1 Steal: 1 vs Texas A&M (01/16/24)
Had 2 Steals: 2 vs Mississippi State (03/08/25)

• **BLOCKED SHOTS** •

Had No Blocked Shots: 0 vs Missouri (1/23/19)

• **FEWEST TURNOVERS** •

Had 1-4 Turnovers: 4 vs South Carolina (01/14/26)
Had 5 Turnovers: 5 vs South Carolina 013/20/24)

• **FOULS** •

Had Single Digit Fouls: 7 vs UTSA (12/07/24)

ARKANSAS IN OVERTIME...

Overall Record	72-61	Cal Era: 1-1
• Single OT	63-58	Cal Era: 1-1
• Double OT	9-2	Cal Era: --
• Triple OT	0-1	Cal Era: --
LAST TIME:		
Played in a Single OT game:	03/27/25 vs Texas Tech	L, 85-83 (OT)
Played in a 2OT game:	11/22/23 vs Stanford	W, 77-74 (2 OT)
• Cal Era	--	
Played in a 3OT game:	02/09/80 vs Houston	L, 90-84 (3 OT)
• Cal Era	--	

LAST TIME AN OPPONENT HIGHS...

• SCORING •

Scored 100 Points: 106 at Tennessee (01/15/19)
Scored 111 Points: 111 at Kentucky (03/02/24)
Scored 50 Points in 1st Half: 53 at Kentucky (03/02/24)
Scored 50 Points in 2nd Half: 51 vs Louisville (12/03/25)
Scored 60 or More Points in a Half: 63 (2nd half) at Vanderbilt (01/14/23)

• FIELD GOALS MADE •

Made 40 Field Goals: 40 (40-68) by Texas (01/05/10)
Made 45 Field Goals: 45 (45-80) vs. Pittsburgh (12/29/86)

• FIELD GOALS ATTEMPTED •

Attempted 70 Field Goals: 75 (21-75) vs St. John's (03/22/25)
Attempted 80 Field Goals: 83 (34-83) vs Texas Tech (03/27/25)

• FIELD GOAL PERCENTAGE •

Shot 60% FG: .611 (15-23) vs. Auburn (02/17/16)
Shot 65% FG: .677 (4-65) vs. North Carolina (03/23/08)
Shot 69% FG: .698 (37-53) at Auburn (01/14/95)

• 3-POINTERS MADE •

Made 15 3-pointers: 15 (15-32) vs Winthrop (11/18/25)
Made 17 3-pointers: 17 (17-37) vs UNI (11/17/21) - **TIES RECORD BY OPP (3x)**

• 3-POINTERS ATTEMPTED •

Attempted 35 3-pointers: 37 (8-37) vs Louisville (12/03/25)
Attempted 40 3-pointers: 41 (4-41) vs UCA (11/11/25)

• 3-POINT PERCENTAGE •

Shot 50% 3PT FG (min 15 att): .522 (12-23) at LSU (02/03/24)
Shot 60% or Better 3PT FG (min 15 att): .667 (12-18) at Tennessee (03/05/22)

• FREE THROWS •

Made 30 Free Throws: 34 (34-42) at Kentucky (03/02/24)
Made 40 Free Throws: 40 (40-50) vs. UMass (11/25/94)

• FREE THROW ATTEMPTS •

Attempted 35 Free Throws: 39 (25-39) at Texas A&M (02/20/24)
Attempted 40 Free Throws: 42 (34-42) at Kentucky (03/02/24)
Attempted 50 Free Throws: 50 (39-50) vs. South Carolina (03/11/04)

• FREE THROW PERCENTAGE •

Shot 85% FT (min. 10 att): .875 (21-24) vs Tennessee (02/14/24)
Shot 90% or Better FT (min. 10 att): .923 (12-13) vs Texas (02/26/25)
Shot 100% (min. 10 att): 1.000 (14-14) vs Florida (02/16/21)

• REBOUNDING •

Grabbed 45 Rebounds: 49 vs Florida (01/11/25)
Grabbed 50 Rebounds: 51 vs Texas Tech (03/27/25)
Grabbed 55-Plus Rebounds: 60 vs Auburn (02/08/22)
• Grabbed 20 Offensive Rebounds: 28 vs St. John's (03/22/25)

• ASSISTS •

Had 25 Assists: 25 vs. Louisville (11/17/09)
Had 30 Assists: 30 at UAB (01/27/90)

• STEALS •

Had 15 Steals: 15 at LSU (02/24/10)
Had 18 Steals: 18 vs. Alcorn State (12/02/95)

• BLOCKED SHOTS •

Had 10-12 Blocks: 11 at LSU (01/14/25)
Had 13 Blocks: 13 at Kentucky (01/17/12)

• MOST TURNOVERS •

Had 20 Turnovers: 20 vs Jackson St (11/21/25)
Had 25 Turnovers: 27 vs Bradley (12/17/22)
Had 30 Turnovers: 30 vs. Fordham (11/11/22)
MOST ON RECORD: 42 vs. Grambling (12/31/00) and Bethune-Cookman (12/02/97)

• FOULS •

Committed 30-plus Fouls: 32 vs Alabama (02/24/21)
RECORD: 36 vs. Centenary (12/04/82)

LAST TIME AN OPPONENT LOWS

• SCORING •

Held to 30-39 Points: 35 vs UMES (11/26/24)
Held to 40-45 Points: 40 vs LSU (01/24/23)
Held to 46-49 Points: 49 vs Troy (11/13/24)
Held to 50-55 Points: 56 vs UCA (11/11/25)
Held Below 20 Points in 1st Half: 15 vs UMES (11/26/24)
Held Below 20 Points in 2nd Half: 18 vs Savannah State (12/12/13)
No Opponent Player Scored in Double-Digits: vs UMES (11/26/24)

• FIELD GOAL PERCENTAGE •

Held to 21% or Worse FG: .209 (13-62) vs. Jackson State (11/22/02)
Held to 20-29% FG: .284 (19-67) vs UCA (11/11/25)
Held to 30-35% FG: .333 (18-54) vs UCA (12/14/24)

• 3-POINTERS •

Did not Make a 3-pointer: 0 (0-10) by Mississippi State (02/07/15)
Held to 1 3-PT FG Made: 1 (1-14) at Michigan State (11/08/25)
Held to 2 3-PT FG Made: 2 (2-22) vs St. John's (03/22/25)

• 3-POINT PERCENTAGE •

Shot 10% or Worse 3PT FG: .098 (4-41) vs UCA (11/11/25)
Shot 11-16% 3PT FG: .118 (2-17) vs Oakland (12/30/24)
Shot 17-19% 3PT FG: .182 (4-22) vs NCA &T (12/21/24)

• FREE THROWS •

Made Fewer than 5 Free Throws: 3 (3-10) vs Texas Tech (12/13/25)
Made 5-9 Free Throws: 5 (5-5) vs UTSA (12/07/24)

• FREE THROW ATTEMPTS •

Attempted Single Digit Free Throws: 6 (3-6) vs LSU (02/12/25)

• FREE THROW PERCENTAGE •

Shot Below 40% FT: .300 (3-10) vs Texas Tech (12/13/25)
Shot 40-49% FT: .462 (5-13) vs Ole Miss (01/21/23)

• REBOUNDING •

Had 19 or Fewer Rebounds: 19 vs Auburn (03/09/23)
Had 20-25 Rebounds: 22 vs UTSA (12/07/23)

• ASSISTS •

Held 5 Assists or Fewer: 5 vs St. John's (03/22/25)

• STEALS •

Had No Steals: 0 vs Vanderbilt (01/15/20)
Had 1 Steal: 1 vs South Carolina (01/20/24)
Had 2 Steals: 2 vs Louisville (12/03/25)

• BLOCKED SHOTS •

Had No Blocked Shots: 0 vs Samford (11/14/25)

• FEWEST TURNOVERS •

Had 0-2 Turnovers: 2 vs Mississippi State (03/08/25)
Had 3-5 Turnovers: 5 vs Samford (11/14/25)

• FOULS •

Had Single Digit Fouls: 9 vs UMES (11/26/24)
Committed 10-14 Fouls: 14 vs UNI (11/17/21)

GAME 1	Southern	32 45	77
#14/15 ARKANSAS	57 52	109	
Nov. 3, 2025 • Fayetteville, Ark. • Bud Walton Arena			

Southern 77 • 0-1

#	Player	Total			3-Ptr			Rebounds			PF	TP	A	TO	Blk	Stl	Min
		FG-FGA	FG-FGA	FT-FTA	Off	Def	Tot	Off	Def	Tot							
01	DaMariee Jones	f	4-8	0-0	1-2	4	3	7	3	9	1	1	1	0	0	0	26
08	Malek Abdelgowad	f	4-7	0-0	0-0	2	4	6	1	8	0	3	0	0	0	0	13
03	Cam Amboree	g	1-4	1-2	0-0	0	2	2	1	3	0	2	0	0	0	0	10
10	Michael Jacobs	g	6-14	2-4	8-16	0	1	1	2	22	4	5	0	1	0	1	32
35	PJ Dobiul	g	0-2	0-0	0-0	0	0	0	2	0	0	0	0	0	0	0	4
00	Rondae Hill		3-6	3-5	0-0	0	1	1	1	9	0	1	0	0	0	0	14
04	Brandon Hardy		1-3	1-2	0-0	0	2	2	1	3	1	0	0	0	1	1	23
05	Jayce Depron		0-4	0-3	0-0	0	0	0	0	2	0	0	0	0	0	0	6
13	Lionel Bell		0-0	0-0	0-0	1	1	2	1	0	0	0	0	1	0	0	6
14	Fazl Oshodi		5-13	5-10	0-0	1	2	3	0	15	3	0	0	1	0	1	26
23	Terrance Dixon Jr.		1-3	0-0	1-2	0	3	3	3	3	1	0	1	0	0	0	20
24	Ashton Magee		2-5	0-1	1-4	3	2	5	3	5	0	0	0	0	0	0	20
	Team					1	4	5									
Totals			27-69	12-27	11-24	12	25	37	20	77	10	12	3	3			200
FG % 1st Half:		11-34	32.4%	2nd half:	16-35	45.7%	Game:	27-69	39.1%								Deadball Rebound: 11
3FG % 1st Half:		6-13	46.2%	2nd half:	6-14	42.9%	Game:	12-27	44.4%								
FT % 1st Half:		4-9	44.4%	2nd half:	7-15	46.7%	Game:	11-24	45.8%								

Arkansas 109 • 1-0

#	Player	Total			3-Ptr			Rebounds			PF	TP	A	TO	Blk	Stl	Min
		FG-FGA	FG-FGA	FT-FTA	Off	Def	Tot	Off	Def	Tot							
07	Trevon Brazile	f	8-14	1-3	8-10	2	9	11	0	25	1	1	1	1	1	1	28
23	Nick Pringle	f	4-7	0-0	0-0	3	5	8	3	8	0	0	0	0	0	0	24
24	Billy Richmond III	f	2-4	0-2	2-2	0	3	3	5	6	1	1	1	0	0	0	16
05	Darius Acuff Jr.	g	8-13	3-5	3-3	1	1	2	1	22	4	2	1	1	1	1	29
21	D.J. Wagner	g	3-11	2-7	0-0	0	4	4	3	8	7	2	1	2	1	2	32
00	Jaden Karulewta		0-0	0-0	0-0	0	1	1	0	0	1	0	0	0	0	0	2
01	Meleek Thomas		7-15	4-10	3-4	4	2	6	2	21	7	1	0	3	0	3	30
02	Amer Brown		0-0	0-0	0-0	0	0	0	0	0	0	0	0	0	0	0	1
12	Malique Ewin		2-3	0-0	2-2	3	1	4	2	6	0	0	0	0	0	1	17
14	Ayden Kelley		0-0	0-0	0-0	0	0	0	0	0	0	0	0	0	0	0	1
15	Elmir Dzafic		0-0	0-0	1-2	0	0	0	0	1	0	2	0	0	1	1	3
30	Isaiah Sealy		3-6	0-1	6-6	1	2	3	2	12	2	0	0	0	1	0	17
	Team					0	3	3									
Totals			37-73	10-28	25-29	14	31	45	18	109	23	9	4	10			200
FG % 1st Half:		17-32	53.1%	2nd half:	20-41	48.8%	Game:	37-73	50.7%								Deadball Rebound: 1,1
3FG % 1st Half:		6-10	60.0%	2nd half:	4-18	22.2%	Game:	10-28	35.7%								
FT % 1st Half:		17-18	94.4%	2nd half:	8-11	72.7%	Game:	25-29	86.2%								

Officials: Mike Nance,Patrick Evans,Joe Lindsay
Technical fouls: Southern-None. Arkansas-None.
Attendance: 19200

Score by periods	1st	2nd	Total
Southern	32	45	77
Arkansas	57	52	109

Last FG - SU 2nd-00:45, AR 2nd-00:00.
Largest lead - SU by 2 1st-19:18, AR by 37 2nd-04:25.
SU led for 00:43. AR led for 38:35. Game was tied for 00:42.

Score tied - 0 times.
Lead changed - 1 time.

GAME 3	Central Arkansas	34 22	56
#21/21 ARKANSAS	43 50	93	
Nov. 11, 2025 • Fayetteville, Ark. • Bud Walton Arena			

Central Arkansas 56 • 1-2

#	Player	Total			3-Ptr			Rebounds			PF	TP	A	TO	Blk	Stl	Min
		FG-FGA	FG-FGA	FT-FTA	Off	Def	Tot	Off	Def	Tot							
25	Malchiah Marable	f	0-2	0-1	0-0	0	3	3	2	0	2	2	0	0	0	0	14
01	Camren Hunter		7-18	0-7	2-2	1	3	4	2	16	0	1	0	1	0	1	28
11	Rashad Bolden	g	2-12	1-8	2-3	0	3	3	1	7	0	0	0	0	2	0	28
12	Ty Robinson	g	5-10	1-6	4-5	3	2	5	3	15	0	0	0	1	0	0	22
24	Cole McCormick	g	0-2	0-2	1-2	1	0	1	4	1	2	1	1	1	1	1	17
00	Truman Byrne		1-5	1-5	0-0	2	4	6	3	3	1	0	0	0	0	0	16
02	Javion Guy-King		0-5	0-3	3-5	0	2	2	3	3	2	2	0	0	0	0	22
05	Tyler Lee		1-2	1-2	1-3	0	3	3	0	4	2	0	0	0	0	0	18
09	Harrison Beauchamp		0-0	0-0	0-0	0	0	0	0	0	0	0	0	0	0	0	3
13	Parker Applegate		0-1	0-1	0-0	0	0	0	0	0	0	0	0	0	0	0	3
23	Chris Mason		0-1	0-1	0-0	0	1	1	0	0	0	0	1	0	0	0	9
32	Luke Moore		3-9	0-5	1-1	0	0	0	1	7	2	1	0	0	1	0	20
	Team					3	4	7									
Totals			19-67	4-41	14-21	10	25	35	19	56	11	8	2	5			200
FG % 1st Half:		12-39	30.8%	2nd half:	7-28	25.0%	Game:	19-67	28.4%								Deadball Rebound: 3
3FG % 1st Half:		4-23	17.4%	2nd half:	0-18	0.0%	Game:	4-41	9.8%								
FT % 1st Half:		6-8	75.0%	2nd half:	8-13	61.5%	Game:	14-21	66.7%								

Arkansas 93 • 2-1

#	Player	Total			3-Ptr			Rebounds			PF	TP	A	TO	Blk	Stl	Min
		FG-FGA	FG-FGA	FT-FTA	Off	Def	Tot	Off	Def	Tot							
11	Karter Knox	f	5-8	4-6	5-5	3	7	10	4	19	1	2	1	1	1	1	24
23	Nick Pringle	f	3-3	0-0	3-4	1	7	8	1	9	0	1	0	1	0	0	23
01	Meleek Thomas	g	6-17	4-13	1-2	1	5	6	2	17	6	0	0	0	0	1	32
05	Darius Acuff Jr.	g	9-16	3-8	0-0	0	6	6	2	21	4	2	1	0	0	0	34
21	D.J. Wagner	g	2-7	1-4	2-2	0	3	3	1	7	4	1	0	1	0	1	30
12	Malique Ewin		4-5	0-0	2-2	0	5	5	3	10	0	1	0	1	0	1	23
24	Billy Richmond III		1-2	1-1	1-2	1	3	4	0	4	0	1	0	0	0	0	20
30	Isaiah Sealy		1-5	0-2	4-5	1	5	6	4	6	2	0	0	0	1	1	14
	Team					1	0	1									
Totals			31-63	13-34	18-22	8	41	49	17	93	17	8	2	5			200
FG % 1st Half:		15-31	48.4%	2nd half:	16-32	50.0%	Game:	31-63	49.2%								Deadball Rebound: 3,1
3FG % 1st Half:		7-15	46.7%	2nd half:	6-19	31.6%	Game:	13-34	38.2%								
FT % 1st Half:		6-8	75.0%	2nd half:	12-14	85.7%	Game:	18-22	81.8%								

Officials: Devyn Page,Vladimir Voyard-Tidal,K.B. Burdett Jr.
Technical fouls: Central Arkansas-None. Arkansas-None.
Attendance: 19200

Score by periods	1st	2nd	Total
Central Arkansas	34	22	56
Arkansas	43	50	93

Last FG - UCA 2nd-01:19, AR 2nd-01:04.
Largest lead - UCA None, AR by 38 2nd-01:04.
UCA led for 00:00. AR led for 39:21. Game was tied for 00:39.

Score tied - 0 times.
Lead changed - 0 times.

GAME 2	#14/15 ARKANSAS	39 27	66
FOX	#22/21 Michigan State	36 33	69
Nov. 8, 2025 • East Lansing, Mich. • Breslin Center			

Arkansas 66 • 1-1

#	Player		Total			3-Ptr		Rebounds			PF	TP	A	TO	Blk	Stl	Min											
			FG-FGA	FG-FGA	FT-FTA	Off	Def	Tot	Off	Def								Tot										
07	Trevon Brazile	f	1-5	0-2	1-2	0	2	2	4	3	0	2	1	1	1	1	15											
23	Nick Pringle	f	2-2	0-0	2-4	4	3	7	5	6	1	1	3	2	0	0	28											
24	Billy Richmond III	f	3-8	1-4	1-2	2	4	6	1	8	0	2	1	0	0	0	28											
05	Darius Acuff jr.	g	5-16	2-8	4-7	1	1	2	2	16	6	1	0	2	0	2	33											
21	D.J. Wagner	g	4-6	2-4	3-4	0	2	2	2	13	3	1	0	3	1	0	31											
01	Meleek Thomas		5-15	2-9	4-4	2	4	6	3	16	2	2	0	1	0	1	29											
11	Karter Knox		0-1	0-1	0-0	0	0	4	2	0	4	4	0	1	1	0	19											
12	Malique Ewin		2-3	0-0	0-0	2	0	2	2	4	0	1	1	1	1	1	16											
30	Isaiah Sealy		0-0	0-0	0-0	0	0	0	0	0	0	0	0	0	0	0	1											
Team							2		0		2																	
Totals			22-56		7-28		15-23		13		20		33		21		66		16		14		6		11		200	
FG % 1st Half:			14-28		50.0%		2nd half:		8-28		28.6%		Game:		22-56		39.3%											
3FG % 1st Half:			5-14		35.7%		2nd half:		2-14		14.3%		Game:		7-28		25.0%											
FT % 1st Half:			6-10		60.0%		2nd half:		9-13		69.2%		Game:		15-23		65.2%		Deadball Rebound 3									

GAME 5	Winthrop	41	42	83
#21/22 ARKANSAS		43	41	84
Nov. 18, 2025 • Fayetteville, Ark. • Bud Walton Arena				

Winthrop 83 • 2-3

#	Player	Total		3-Ptr		Rebounds			PF	TP	A		TO	Blk	Stl	Min
		FG-FGA	FG-FGA	FT-FTA	Off	Def	Tot									
##	Logan Duncomb	c	6-10	0-0	1-2	2	2	4	5	13	2	1	1	0	22	
01	Isaiah Wilson	g	0-2	0-1	0-0	0	0	0	1	0	2	2	0	0	12	
02	Kareem Rozier	g	8-11	7-10	0-0	0	2	2	3	23	5	1	0	0	31	
07	Daylen Berry	g	4-13	2-6	1-2	0	2	2	3	11	2	2	0	0	33	
11	Kody Clouet	g	6-9	4-6	0-0	1	3	4	3	16	1	0	0	0	24	
03	Josh Meo		1-5	0-2	2-2	0	1	1	0	4	0	1	0	0	17	
04	Pharell Boyogueno		2-4	1-3	0-0	0	3	3	0	5	1	1	1	2	12	
15	Tommy Kamarad		1-3	1-3	0-0	0	2	2	0	3	3	1	0	0	10	
21	Tai Hamilton		0-0	0-0	0-0	0	0	0	1	0	0	0	0	0	5	
23	Edward Nnamoko		1-5	0-0	0-0	2	3	5	3	2	1	1	0	0	12	
25	Seifeldin Hendawy		3-5	0-1	0-0	1	3	4	1	6	1	0	0	1	22	
Team							2	1	3							
Totals			32-67	15-32	4-6	8	22	30	20	83	18	10	2	3	200	
FG % 1st Half:		16-35	45.7%	2nd half:	16-32	50.0%	Game:	32-67	47.8%	Deadball Rebound: 2						
3FG % 1st Half:		7-16	43.8%	2nd half:	8-16	50.0%	Game:	15-32	46.9%							
FT % 1st Half:		2-2	100.0%	2nd half:	2-4	50.0%	Game:	4-6	66.7%							

Arkansas 84 • 4-1

#	Player	Total		3-Ptr		Rebounds			PF	TP	A		TO	Blk	Stl	Min
		FG-FGA	FG-FGA	FT-FTA	Off	Def	Tot									
07	Trevon Brazile	f	5-6	0-0	4-4	1	7	8	1	14	2	1	4	1	35	
11	Karter Knox	f	3-7	1-2	2-2	1	2	3	2	9	1	2	0	1	24	
12	Malique Ewin	f	1-2	0-0	0-0	2	1	3	1	2	0	0	1	1	7	
05	Darius Acuff Jr.	g	3-10	2-4	4-4	0	2	2	2	12	5	3	0	0	33	
21	D.J. Wagner	g	0-5	0-2	2-2	0	1	1	1	2	1	0	1	1	19	
01	Meleek Thomas		10-20	3-8	3-4	1	2	3	2	26	3	1	0	2	34	
23	Nick Pringle		5-5	0-0	3-4	1	6	7	3	13	0	1	2	0	28	
24	Billy Richmond III		2-3	0-1	2-2	1	0	1	1	6	1	0	0	0	20	
Team							0	5	5							
Totals			29-58	6-17	20-22	7	26	33	13	84	13	9	8	5	200	
FG % 1st Half:		14-33	42.4%	2nd half:	15-25	60.0%	Game:	29-58	50.0%	Deadball Rebound: 2.1						
3FG % 1st Half:		3-12	25.0%	2nd half:	3-5	60.0%	Game:	6-17	35.3%							
FT % 1st Half:		12-12	100.0%	2nd half:	8-10	80.0%	Game:	20-22	90.9%							

Officials: Hunter Allen,Wil Howard,Courtney Green
Technical fouls: Winthrop-Logan Duncomb, Arkansas-Nick Pringle.
Attendance: 19200
ARK #30 & #21 - WIN #23 & #4 were ejected for leaving the bench at 0:11.9 in the 2nd half

Score by periods	1st	2nd	Total
Winthrop	41	42	83
Arkansas	43	41	84

Last FG - WIN 2nd-02:00, AR 2nd-00:11.
Largest lead - WIN by 5 1st-12:06, AR by 8 1st-04:30.
WIN led for 14:42. AR led for 20:09. Game was tied for 05:09.

GAME 7	#4/4 Duke	41	39	80
#22/21 ARKANSAS		35	36	71
Nov. 27, 2025 • Chicago, Ill. • United Center • CBS Sports Thanksgiving Classic				

Duke 80 • 8-0

#	Player	Total		3-Ptr		Rebounds			PF	TP	A		TO	Blk	Stl	Min
		FG-FGA	FG-FGA	FT-FTA	Off	Def	Tot									
12	Cameron Boozer	f	13-18	2-4	7-11	2	7	9	2	35	3	3	0	2	36	
21	Patrick Ngongba	c	4-8	1-2	2-2	3	2	5	3	11	2	1	1	1	29	
01	Caleb Foster		5-10	2-3	3-4	1	4	5	1	15	8	4	0	1	33	
03	Isaiah Evans	g	3-10	3-9	0-0	0	5	5	2	9	0	0	0	0	31	
07	Dame Sarr	g	2-6	0-3	0-0	0	2	2	2	4	0	1	0	1	17	
02	Cayden Boozer		0-2	0-0	0-0	0	1	1	0	0	0	1	0	0	8	
06	Maliq Brown		1-1	0-0	0-0	3	1	4	2	2	3	2	0	1	15	
08	Darren Harris		0-0	0-0	0-0	0	0	0	0	0	0	0	0	0	2	
14	Nikolas Khamenia		1-4	0-2	2-4	2	3	5	1	4	0	0	0	0	29	
Team							1	0	1							
Totals			29-59	8-23	14-21	12	25	37	13	80	16	12	1	6	200	
FG % 1st Half:		15-33	45.5%	2nd half:	14-26	53.8%	Game:	29-59	49.2%	Deadball Rebound: 6						
3FG % 1st Half:		6-16	37.5%	2nd half:	2-7	28.6%	Game:	8-23	34.8%							
FT % 1st Half:		5-7	71.4%	2nd half:	9-14	64.3%	Game:	14-21	66.7%							

Arkansas 71 • 5-2

#	Player	Total		3-Ptr		Rebounds			PF	TP	A		TO	Blk	Stl	Min
		FG-FGA	FG-FGA	FT-FTA	Off	Def	Tot									
07	Trevon Brazile	f	3-7	2-5	3-4	3	8	11	2	11	2	2	1	2	35	
11	Karter Knox	f	1-4	0-2	0-0	1	1	2	3	2	0	1	0	1	23	
23	Nick Pringle	f	1-3	0-0	1-1	1	0	1	5	3	2	1	0	0	19	
05	Darius Acuff Jr.	g	8-17	4-8	1-2	0	2	2	1	21	5	1	0	1	37	
21	D.J. Wagner	g	1-5	0-3	1-1	0	1	1	0	3	3	0	0	1	16	
01	Meleek Thomas		5-15	3-10	0-0	0	1	1	2	13	2	0	0	0	26	
12	Malique Ewin		3-7	0-0	1-1	2	1	3	3	7	1	1	0	0	20	
24	Billy Richmond III		4-6	1-2	2-2	2	3	5	2	11	2	5	2	1	24	
Team							1	2	3							
Totals			26-64	10-30	9-11	10	19	29	18	71	17	12	3	8	200	
FG % 1st Half:		12-33	36.4%	2nd half:	14-31	45.2%	Game:	26-64	40.6%	Deadball Rebound: 5						
3FG % 1st Half:		6-16	37.5%	2nd half:	4-14	28.6%	Game:	10-30	33.3%							
FT % 1st Half:		5-7	71.4%	2nd half:	4-4	100.0%	Game:	9-11	81.8%							

Officials: Ron Groover,Courtney Green,Steve Anderson
Technical fouls: Duke-None, Arkansas-None.
Attendance: 10766

Score by periods	1st	2nd	Total
Duke	41	39	80
Arkansas	35	36	71

Last FG - DUKE 2nd-01:41, AR 2nd-02:58.
Largest lead - DUKE by 13 1st-01:54, AR by 7 1st-14:31.
DUKE led for 16:51. AR led for 18:10. Game was tied for 04:59.

GAME 6	Jackson State	19	42	61
#21/22 ARKANSAS		47	68	115
Nov. 21, 2025 • Fayetteville, Ark. • Bud Walton Arena				

Jackson St. 61 • 0-5

#	Player		Total		3-Ptr		Rebounds			PF	TP	A	TO	Blk	Stl	Min
			FG-FGA	FG-FGA	FT-FTA	Off	Def	Tot								
03	Jayne Mitchell Jr.	f	1-7	1-3	4-4	1	1	2	2	7	1	1	0	0		19
21	Kobe Butler	f	1-7	0-1	0-0	3	0	3	2	2	1	2	2	2		28
10	Ebo Wilson	c	0-0	0-0	0-0	1	1	2	4	0	0	4	0	0		19
01	Dorian McMillian	g	4-11	1-5	0-0	0	0	0	0	9	0	4	0	0		17
24	Daeshun Ruffin	g	0-3	0-0	0-0	0	2	2	0	0	2	0	0	0		8
00	Tamarion Hoover		6-11	4-9	3-3	1	2	3	3	19	3	0	0	0		21
04	Devin Ree		2-3	1-2	0-0	1	2	3	2	5	0	1	0	0		17
07	Kedrick Simmons		3-7	1-3	0-0	0	1	1	2	7	2	0	0	0		24
09	Deyan Kolev		1-4	0-1	0-0	1	0	1	5	2	0	1	0	0		10
12	Delyle Williams		3-9	0-2	1-3	1	5	6	2	7	6	6	0	0		28
13	Cael Jones		1-2	1-1	0-1	0	1	1	3	3	0	0	0	0		9
Team						3	0	3								
Totals			22-64	9-27	8-11	12	15	27	25	61	15	20	2	2		200
FG % 1st Half: 7-33			21.2%	2nd half: 15-31	48.4%	Game: 22-64	34.4%	Deadball Rebound: 3.2								
3FG % 1st Half: 3-15			20.0%	2nd half: 6-12	50.0%	Game: 9-27	33.3%									
FT % 1st Half: 2-2			100%	2nd half: 6-9	66.7%	Game: 8-11	72.7%									

GAME 9	Fresno State	24 34	58
#25/23 ARKANSAS	34 48	82	
Dec. 6, 2025 • North Little Rock, Ark. • Simmons Bank Arena			

Fresno St. 58 • 6-4

#	Player		Total		3-Ptr	Rebounds			PF	TP	A TO Blk Stl				Min			
			FG	FGA		Off	Def	Tot			A	TO	Blk	Stl				
35	DeShawn Gory	f	2-6	0-3	0-1	1	2	3	0	4	0	0	0	0	19			
16	Wilson Jacques	c	5-9	1-1	1-2	4	10	14	2	12	3	3	1	0	32			
03	Jake Heidbreder	e	1-10	0-5	6-6	0	1	1	2	8	1	1	0	2	34			
04	Cameron Faas		3-6	0-3	0-0	0	0	0	0	6	0	0	0	0	11			
10	Zaon Collins	e	2-14	0-5	0-0	1	1	2	2	4	2	4	0	0	30			
05	Makhan Diouf		1-3	0-2	0-0	0	5	5	2	2	0	0	0	2	10			
06	DJ Stickman		2-2	1-1	0-0	0	2	2	0	5	0	2	0	0	9			
09	Gasper Kocavar		1-2	0-0	0-0	1	1	2	0	2	0	2	0	0	11			
11	Jac Mani		4-7	2-4	2-2	1	5	6	4	12	0	5	0	0	17			
15	David Douglas Jr.		1-4	0-2	1-2	2	2	4	1	3	0	0	0	0	12			
17	Matteo Porto		0-0	0-0	0-0	0	0	0	1	0	0	0	0	0	2			
21	Bastien Rieber		0-0	0-0	0-0	0	0	0	0	0	5	0	0	0	13			
Team						2	0	2										
Totals						22-63	4-26	10-13	12	29	41	14	58	11	17	1	4	200
FG % 1st Half:			9-30	30.0%	2nd half:	13-33	39.4%	Game:	22-63	34.9%	Deadball Rebound: 2							
3FG % 1st Half:			2-12	16.7%	2nd half:	2-14	14.3%	Game:	4-26	15.4%								
FT % 1st Half:			4-5	80.0%	2nd half:	6-8	75.0%	Game:	10-13	76.9%								

Arkansas 82 • 7-2

#	Player		Total		3-Ptr	Rebounds			PF	TP	A				Min	
			FG-FGA	FG-FGA	FT-FTA	Off	Def	Tot			TO	Blk	Stl			
07	Trevon Brazile	f	1-7	0-2	2-3	1	5	6	1	4	1	0	1	4	29	
11	Karter Knox		4-9	3-5	0-0	1	3	4	2	11	3	2	1	1	24	
23	Nick Pringle	f	1-2	0-0	0-0	1	6	7	2	2	1	0	0	0	23	
05	Darius Acuff Jr.	e	7-12	3-6	1-2	0	5	5	1	18	8	1	0	1	34	
21	D.J. Wagner	e	4-10	2-8	2-2	0	0	0	2	12	0	2	1	0	30	
01	Meleek Thomas		4-12	3-7	1-2	0	1	1	2	12	1	2	0	3	21	
12	Malique Ewin		4-6	0-0	1-2	3	2	5	3	9	0	0	2	0	17	
24	Billy Richmond III		3-5	0-1	0-0	1	0	1	1	6	4	1	0	0	12	
30	Isaiah Sealy		2-3	0-1	4-6	1	2	3	1	8	0	0	0	2	10	
Team						2	5	7								
Totals			30-66	11-30	11-17	10	29	39	15	82	18	8	5	11	200	
FG % 1st Half: 13-28			46.4%	2nd half: 17-38	44.7%	Game: 30-66		45.5%	Deadball Rebound: 3.1							
3FG % 1st Half: 3-12			25.0%	2nd half: 8-18	44.4%	Game: 11-30		36.7%								
FT % 1st Half: 5-8			62.5%	2nd half: 6-9	66.7%	Game: 11-17		64.7%								

Officials: Michael Swooboda,Todd Austin,Olandis Poole
Technical fouls: Fresno St.-Jac Mani. Arkansas-Billy Richmond III; Trevon Brazile.
Attendance: 11534

Score by periods	1st	2nd	Total
Fresno St.	24	34	58
Arkansas	34	48	82

Last FG - FRESNO 2nd-00:29, AR 2nd-00:46.
Largest lead - FRESNO None, AR by 32 2nd-10:35.
FRESNO led for 00:00. AR led for 38:02. Game was tied for 01:58.

Score tied - 0 times.
Lead changed - 0 times.

GAME 11	Queens	36 44	80
#14/14 ARKANSAS	60 48	108	
Nov. 16, 2025 • Fayetteville, Ark. • Bud Walton Arena			

Queens (NC) 80 • 5-7

#	Player		Total		3-Ptr	Rebounds					PF	TP	A	TO	Blk	Stl	Min
			FG-FGA	FT-FTA	FG-FGA	Off	Def	Tot									
06	Avantae Parker	f	5-7	0-0	3-6	2	1	3	3	13	2	5	0	2	24		
22	Carson Schwieger	f	3-7	3-6	0-2	1	1	2	1	9	1	0	0	0	25		
00	Jordan Watford	e	2-5	0-0	7-8	1	3	4	5	11	5	3	1	2	17		
11	Nasir Mann	e	7-10	0-1	2-2	3	2	5	2	16	1	0	0	1	30		
11	Chris Ashby	e	1-9	0-7	0-0	0	1	1	1	2	0	1	0	0	28		
03	Isaiah Henry		4-8	0-1	0-0	2	2	4	2	8	0	2	0	0	19		
04	Reid Celestin		0-2	0-0	0-0	2	0	2	0	0	0	0	0	0	1		
05	Kam Clark		0-1	0-1	0-0	0	0	0	0	0	0	0	0	0	1		
07	Gus Larson		0-2	0-1	0-0	0	3	3	2	0	0	0	0	0	10		
09	Maban Jabriel		6-7	2-2	0-0	2	4	6	1	14	0	3	0	1	20		
12	Tyler Crider		0-0	0-0	0-0	0	0	0	0	0	0	0	0	0	0		
24	Yoav Berman		2-10	1-6	2-2	1	1	2	3	7	3	2	0	0	25		
Team						2	0	2									
Totals						30-68	6-25	14-20	16	18	34	20	12	17	1	6	200
FG % 1st Half: 16-30			53.3%	2nd half: 14-38	36.8%	Game: 30-68		44.1%	Deadball Rebound: 3								
3FG % 1st Half: 2-12			16.7%	2nd half: 4-13	30.8%	Game: 6-25		24.0%									
FT % 1st Half: 2-4			50.0%	2nd half: 12-16	75.0%	Game: 14-20		70.0%									

Arkansas 108 • 9-2

#	Player		Total		3-Ptr	Rebounds			PF	TP	A TO Blk Stl				Min
			FG-FGA	FT-FTA		Off	Def	Tot			A	TO	Blk	Stl	
07	Trevon Brazile	f	9-11	5-7	3-4	1	3	4	2	26	3	3	0	3	25
11	Karter Knox	f	3-5	1-3	4-4	1	4	5	2	11	3	1	1	1	23
23	Nick Pringle	f	5-6	0-0	4-4	3	4	7	3	14	0	2	0	2	25
05	Darius Acuff Jr.	e	8-13	4-6	3-4	0	3	3	1	23	10	0	0	3	31
21	D.J. Wagner	e	3-4	1-1	3-4	0	0	0	3	10	3	0	0	2	24
00	Jaden Karuletwia		1-2	1-2	2-2	0	1	1	0	5	0	0	0	0	2
01	Meleek Thomas		1-11	1-7	0-0	2	2	4	1	3	6	2	0	2	27
02	Amere Brown		0-0	0-0	0-0	0	0	0	0	0	0	0	0	0	1
12	Malique Ewin		0-1	0-0	0-0	1	1	2	0	0	1	2	0	0	9
14	Ayden Kelley		0-0	0-0	1-2	0	0	0	0	1	0	0	0	0	1
24	Billy Richmond III		6-10	1-2	2-3	2	3	5	1	15	0	2	0	0	25
30	Isaiah Sealy		0-1	0-0	0-0	0	1	1	2	0	0	1	1	0	7
Team						0	1	1			1				
Totals			36-64	14-28	22-27	10	23	33	15	108	26	14	2	13	200
FG % 1st Half: 21-35			60.0%	2nd half: 15-29	51.7%	Game: 36-64		56.3%	Deadball Rebound: 5.2						
3FG % 1st Half: 10-17			58.8%	2nd half: 4-11	36.4%	Game: 14-28		50.0%							
FT % 1st Half: 8-8			100.0%	2nd half: 14-19	73.7%	Game: 22-27		81.5%							

Officials: Chuck McCoy,Chuck Jones,Steven Anderson
Technical fouls: Queens (NC)-None. Arkansas-None.
Attendance: 19200

Score by periods	1st	2nd	Total
Queens (NC)	36	44	80
Arkansas	60	48	108

Last FG - QUEENS 2nd-01:30, AR 2nd-01:07.
Largest lead - QUEENS by 5 1st-18:59, AR by 36 2nd-08:15.
QUEENS led for 03:23. AR led for 36:08. Game was tied for 00:29.

Score tied - 0 times.
Lead changed - 1 time.

GAME 10	#16/16 Texas Tech	49 37	86
ESPN 2	#17/17 ARKANSAS	43 50	93
Dec. 13, 2025 • Dallas, Texas. • American Airlines Center • Revocruit Classic			

Texas Tech 86 • 7-3

		Total		3-Ptr	Rebounds										
#	Player	FG-FGA	FG-FGA	FT-FTA	Off	Def	TP	PF	TP	A	TO	Blk	Stl	Min	
03	LeJuan Watts	f	3-10	2-3	0-0	1	3	4	8	5	0	0	0	33	
12	Donovan Atwell	f	2-5	2-5	0-0	0	0	0	3	6	0	0	0	1	26
15	JT Toppin	f	14-22	0-1	2-7	7	4	11	4	30	0	3	3	2	40
01	Tyeree Bryan	g	3-7	2-5	0-0	1	3	4	2	8	4	0	1	0	32
04	Christian Anderson	g	10-17	5-11	1-3	1	3	4	2	26	11	4	0	0	40
11	Jaylen Petty		3-8	2-6	0-0	1	5	6	2	8	1	0	0	1	29
Team					3	1	4								
Totals			35-69	13-31	3-10	14	19	33	17	86	21	7	4	4	200
FG % 1st Half:		20-35	57.1%	2nd half:	15-34	44.1%	Game:	35-69	50.7%	Deadball Rebound:					
3FG % 1st Half:		8-15	53.3%	2nd half:	5-16	31.3%	Game:	13-31	41.9%	3					
FT % 1st Half:		1-4	25.0%	2nd half:	2-6	33.3%	Game:	3-10	30.0%						

GAME 13	James Madison	28	46	74
#18/18 ARKANSAS		48	55	103
Dec. 29, 2025 • Fayetteville, Ark. • Bud Walton Arena				

James Madison 74 • 7-7

#	Player	Total		3-Ptr		Rebounds			PF	TP	A		TO	Blk	Stl	Min
		FG-FGA	FG-FGA	FT-FTA	Off	Def	Tot									
03	Eddie Ricks III	f	1-4	0-1	2-2	2	4	6	1	4	2	2	0	0	0	25
21	Justin McBride	f	5-10	1-4	2-2	0	5	5	3	13	1	3	1	0	0	34
33	Gabe Newhof	f	2-5	0-0	0-0	2	1	3	3	4	0	0	0	0	0	15
02	Bradley Douglas	g	7-17	4-10	1-2	1	1	2	4	19	4	5	0	2	36	
10	Cliff Davis	g	3-6	3-6	0-0	0	0	0	0	9	2	0	0	0	0	23
00	Christian Brown		2-2	0-0	2-2	2	2	4	3	6	0	1	2	0	0	19
01	Paul Jones III		2-6	2-6	3-5	1	0	1	0	9	2	1	0	0	0	18
05	Justin Taylor		0-0	0-0	1-2	0	0	0	0	1	0	0	0	0	0	2
11	Paul Lewis		0-1	0-0	0-0	0	1	1	0	0	0	0	0	0	0	1
12	Kose Egbule		0-1	0-1	0-0	0	0	0	0	1	0	0	0	0	0	2
13	Preston Fowler		2-5	2-4	2-2	1	3	4	3	8	1	0	0	0	0	19
25	Eli Wilborn		0-1	0-0	1-2	3	0	3	2	1	1	0	0	2	6	
Team					0	1	1				2					
Totals			24-58	12-32	14-19	12	18	30	20	74	13	14	3	4		200
FG % 1st Half: 11-29		37.9%	2nd half: 13-29	44.8%	Game: 24-58											Deadball Rebound: 2
3FG % 1st Half: 5-16		31.3%	2nd half: 7-16	43.8%	Game: 12-32											
FT % 1st Half: 1-2		50.0%	2nd half: 13-17	76.5%	Game: 14-19											

Arkansas 103 • 10-3

#	Player	Total		3-Ptr		Rebounds			PF	TP	A		TO	Blk	Stl	Min
		FG-FGA	FG-FGA	FT-FTA	Off	Def	Tot									
07	Trevon Brazile	f	3-6	0-2	2-2	1	6	7	2	8	3	1	3	2	27	
11	Karter Knox	f	3-7	1-2	0-0	1	3	4	1	7	1	0	0	0	0	18
23	Nick Pringle	f	1-1	0-0	2-4	5	1	6	1	4	2	0	1	1	19	
05	Darius Acuff Jr.	g	7-12	3-6	0-0	0	1	1	2	17	6	1	0	0	0	29
21	D.J. Wagner	g	4-8	4-5	2-4	0	0	0	1	14	4	0	0	0	0	26
00	Jaden Karuletw		0-0	0-0	0-0	0	0	0	1	0	0	0	0	0	0	3
01	Meleek Thomas		8-16	6-10	6-7	1	1	2	2	28	0	0	0	0	0	27
02	Amere Brown		0-0	0-0	0-2	0	0	0	0	0	0	0	0	0	0	1
12	Malique Ewin		3-5	0-0	5-8	3	6	9	2	11	1	1	2	3	19	
14	Ayden Kelley		1-1	1-1	0-0	0	0	0	0	3	0	0	0	0	0	1
15	Elmir Dzafic		0-0	0-0	1-2	1	0	1	2	1	0	1	0	0	0	3
24	Billy Richmond III		4-6	0-2	0-0	0	4	4	0	8	6	2	0	1	21	
30	Isaiah Sealy		0-0	0-0	2-2	0	2	2	1	2	1	0	0	0	0	6
Team					0	1	1									
Totals			34-62	15-28	20-31	12	25	37	15	103	24	6	6	7		200
FG % 1st Half: 17-34		50.0%	2nd half: 17-28	60.7%	Game: 34-62											Deadball Rebound: 9
3FG % 1st Half: 7-17		41.2%	2nd half: 8-11	72.7%	Game: 15-28											
FT % 1st Half: 7-10		70.0%	2nd half: 13-21	61.9%	Game: 20-31											

Officials: Shaun Seales,Wil Howard,Jeb Hartness

Technical fouls: James Madison-None. Arkansas-None.

Attendance: 19200

Score by periods	1st	2nd	Total
James Madison	28	46	74
Arkansas	48	55	103

Last FG - JMU 2nd-00:50, AR 2nd-00:31.

Largest lead - JMU by 3 1st-17:18, AR by 33 2nd-03:42.

JMU led for 01:14. AR led for 35:27. Game was tied for 03:19.

Score tied - 3 times.

Lead changed - 2 times.

GAME 15	#15/15 ARKANSAS	42	52	96
Ole Miss		32	55	87
Jan. 7, 2026 • Oxford, Miss. • Black Pavilion at Ole Miss				

Arkansas 94 • 12-3,2-0 SEC

#	Player	Total		3-Ptr		Rebounds			PF	TP	A		TO	Blk	Stl	Min
		FG-FGA	FG-FGA	FT-FTA	Off	Def	Tot									
07	Trevon Brazile	f	5-6	4-5	4-7	1	5	6	3	18	1	0	0	1	31	
11	Karter Knox	f	4-8	2-5	0-0	2	4	6	3	10	2	2	1	1	30	
23	Nick Pringle	f	2-3	0-0	2-2	3	2	5	3	6	0	2	0	1	21	
05	Darius Acuff Jr.	g	7-18	1-4	11-12	0	0	0	2	26	9	3	1	2	33	
21	D.J. Wagner	g	1-5	0-3	1-1	0	2	2	1	3	4	1	0	0	0	21
01	Meleek Thomas		5-12	2-6	1-2	0	1	1	1	13	2	2	0	2	25	
12	Malique Ewin		2-3	0-0	1-4	1	1	2	1	5	0	1	0	0	0	15
24	Billy Richmond III		5-5	1-1	2-2	3	3	6	2	13	1	0	0	0	0	24
Team					4	5	9									
Totals			31-60	10-24	22-30	14	23	37	16	94	19	11	2	7		200
FG % 1st Half: 17-31		54.8%	2nd half: 14-29	48.3%	Game: 31-60											Deadball Rebound: 4
3FG % 1st Half: 5-11		45.5%	2nd half: 5-13	38.5%	Game: 10-24											
FT % 1st Half: 3-4		75.0%	2nd half: 19-26	73.1%	Game: 22-30											

Ole Miss 87 • 8-7,0-2 SEC

#	Player	Total		3-Ptr		Rebounds			PF	TP	A		TO	Blk	Stl	Min
		FG-FGA	FG-FGA	FT-FTA	Off	Def	Tot									
00	Malik Dia	f	6-11	0-2	4-6	2	4	6	4	16	1	2	2	2	27	
04	James Scott	f	3-3	0-0	0-0	1	2	3	3	6	2	1	1	0	24	
06	Ilias Kamardine	g	6-12	2-6	2-2	2	2	4	1	16	4	4	0	3	26	
08	Eduardo Klfake	g	4-5	1-2	2-2	1	0	1	2	11	3	1	1	2	19	
23	Patton Pinks	g	2-8	1-4	5-6	0	3	3	3	10	0	1	0	0	25	
01	Corey Chest		0-0	0-0	0-0	0	0	0	1	0	0	0	0	0	0	6
02	AJ Storr		5-10	0-2	2-2	0	1	1	2	12	2	0	1	0	0	19
03	Koren Johnson		1-1	1-1	0-0	0	0	0	0	3	1	0	0	0	0	6
11	Travis Perry		1-3	1-3	0-0	1	0	1	1	3	2	0	0	0	0	17
13	Kezza Giffa		2-4	2-3	0-0	0	1	1	2	6	1	1	0	1	14	
31	Zach Day		0-2	0-2	0-0	0	0	0	0	0	2	0	0	0	0	6
88	Augusto Cassia		1-2	0-1	2-3	0	3	3	4	1	0	0	0	0	11	
Team					1	3	4									
Totals			31-61	8-26	17-21	8	19	27	22	87	19	10	5	8		200
FG % 1st Half: 12-29		41.4%	2nd half: 19-32	59.4%	Game: 31-61											Deadball Rebound: 3
3FG % 1st Half: 4-15		26.7%	2nd half: 4-11	36.4%	Game: 8-26											
FT % 1st Half: 4-5		80.0%	2nd half: 13-16	81.3%	Game: 17-21											

Officials: Todd Austin,Vladimir Voyard-Tadal,Owen Shortt

Technical fouls: Arkansas-None. Ole Miss-None.

Attendance: 8012

Score by periods	1st	2nd	Total
Arkansas	42	52	94
Ole Miss	32	55	87

Last FG - AR 2nd-00:35, UM 2nd-01:01.

Largest lead - AR by 16 2nd-07:35, UM by 2 1st-15:36.

AR led for 37:38. UM led for 00:21. Game was tied for 02:01.


Score tied - 2 times.

Lead changed - 2 times.

GAME 14	#19/20 Tennessee	36	39	75
ESPN 2	#18/18 ARKANSAS	37	49	86
Jan. 3, 2026 • Fayetteville, Ark. • Bud Walton Arena				

Tennessee 75 • 10-4,0-1 SEC

#	Player		Total		3-Ptr	Rebounds					PF	TP	A			TO	Blk	Stl	Min
			FG-FGA	FG-FGA	FT-FTA	Off	Def	Tot											
06	DeWayne Brown II	f	3-7	0-0	0-0	3	1	4	1	6	0	2	0	0	2	0	0	16	
10	Nate Ament	f	4-9	0-1	5-11	1	2	3	2	13	3	1	0	2	31			31	
34	Felix Okpara	c	1-3	0-0	1-2	0	7	7	4	3	1	1	2	0	31			31	
00	Ja'Kobi Gillespie	g	5-15	2-7	2-2	0	2	2	4	14	4	1	0	2	35			35	
03	Bishop Boswell	g	2-3	1-2	1-2	2	2	4	4	6	3	0	0	2	21			21	
01	Amari Evans		7-7	1-1	1-2	1	2	3	0	16	1	1	0	3	22			22	
13	J.P. Estrella		3-3	1-1	2-2	2	2	4	2	9	1	1	0	0	11			11	
23	Jaylen Carey		3-8	0-0	0-2	1	2	3	1	6	0	2	0	0	17			17	
35	Ethan Burg		0-0	0-0	0-0	0	0	0	0	2	0	2	0	1	5			5	
77	Amaree Abram		1-4	0-1	0-0	1	2	3	2	2	0	1	0	1	11			11	
	Team					0	0	0						2					
Totals			29-59	5-13	12-23	11	22	33	22	75	13	14	2	11	200				
FG % 1st Half: 16-30			53.3%	2nd half: 13-29	44.8%	Game: 29-59		49.2%						Deadball					
3FG % 1st Half: 2-7			28.6%	2nd half: 3-6	50.0%	Game: 5-13		38.5%						Rebound				6	
FT % 1st Half: 2-8			25.0%	2nd half: 10-15	66.7%	Game: 12-23		52.2%											

GAME 16		South Carolina	38	36	74
		#17/17 ARKANSAS	50	58	108
		Jan. 14, 2026 • Fayetteville, Ark. • Bud Walton Arena			

South Carolina 74 • 10-7,1-3 SEC

#	Player	Total		3-Ptr		Rebounds			PF	TP	A TO Blk Stl				Min
		FG-FGA	FG-FGA	FT-FTA	Off Def Tot	PF	TP	A TO Blk Stl							
10	Myles Stute	r	3-11	1-9	0-0	1 2 3	1 7	2 2 0 0	0	28					
31	Elijah Strong	r	4-9	1-3	0-0	3 2 5	0 9	2 2 0 0	0	20					
04	Kobe Knox	g	4-7	1-3	0-0	1 3 4	3 9	0 4 0 1	1	25					
05	Meechie Johnson	g	9-13	3-6	8-10	0 1 1	1 29	6 3 0 1	1	34					
55	Mike Sharavjamts	g	1-6	1-3	2-2	1 5 6	2 5	1 2 2 0	0	29					
02	Christ Essandoko		0-2	0-1	0-0	0 0 0	2 0	0 1 0 0	0	5					
06	EJ Walker		3-4	0-1	1-2	1 1 2	1 7	0 0 0 0	0	10					
14	Eli Sparkman		0-1	0-1	0-0	0 0 0	0 0	1 0 0 0	0	1					
15	Eli Ellis		2-6	0-2	0-0	2 3 5	1 4	1 0 0 0	0	30					
20	Hayden Asseman		1-2	0-0	0-0	1 0 1	2 2	0 2 0 1	1	12					
24	Nordin Kapic		1-2	0-1	0-0	0 1 1	1 2	0 0 0 0	0	6					
Team						3 2 5									
Totals			28-63	7-30	11-14	13 20 33	14 74	13 16 2 3		200					
FG % 1st Half:		13-31	41.9%	2nd half:	15-32	46.9%	Game:	28-63	44.4%	Deadball Rebound:					
3FG % 1st Half:		5-17	29.4%	2nd half:	2-13	15.4%	Game:	7-30	23.3%						
FT % 1st Half:		7-7	100.0%	2nd half:	4-7	57.1%	Game:	11-14	78.6%						

Arkansas 108 • 13-4,3-1 SEC

#	Player	Total		3-Ptr		Rebounds			PF	TP	A TO Blk Stl				Min
		FG-FGA	FG-FGA	FT-FTA	Off Def Tot	PF	TP	A TO Blk Stl							
07	Trevon Brazile	r	5-8	1-3	2-3	1 4 5	0 13	2 0 0 2	2	32					
23	Nick Pringle	r	5-9	0-0	5-6	6 1 7	1 15	3 0 0 0	0	23					
24	Billy Richmond III	r	1-4	0-2	1-1	0 5 5	0 3	4 1 2 3	2	26					
05	Darius Acuff Jr.	g	7-13	1-4	3-3	1 3 4	2 18	13 0 1 0	3	31					
21	D.J. Wagner	g	5-8	1-2	1-1	0 1 1	3 12	2 0 0 1	1	21					
00	Jaden Karuletwa		0-1	0-1	0-0	0 0 0	0 0	0 1 0 0	0	2					
01	Meleek Thomas		8-9	5-5	0-0	1 3 4	2 21	2 0 1 4	4	25					
02	Amere Brown		0-1	0-0	0-0	0 0 0	0 0	0 0 0 0	0	2					
11	Karter Knox		4-9	0-3	0-1	0 4 4	2 8	0 0 2 1	1	17					
12	Malique Ewin		8-10	0-0	2-2	3 1 4	2 18	1 2 1 1	1	15					
14	Ayden Kelley		0-0	0-0	0-0	0 0 0	0 0	0 0 0 0	0	2					
15	Elmir Dzafic		0-0	0-0	0-0	0 0 0	0 0	0 0 1 0	0	2					
30	Isaiah Sealy		0-1	0-1	0-0	0 1 1	0 0	0 0 0 0	0	2					
Team						0 1 1									
Totals			43-73	8-21	14-17	12 24 36	12 108	27 4 8 12		200					
FG % 1st Half:		20-40	50.0%	2nd half:	23-33	69.7%	Game:	43-73	58.9%	Deadball Rebound:					
3FG % 1st Half:		3-11	27.3%	2nd half:	5-10	50.0%	Game:	8-21	38.1%						
FT % 1st Half:		7-9	77.8%	2nd half:	7-8	87.5%	Game:	14-17	82.4%						

Officials: Kipp Kissingger,Brian Dorsey,Courtney Green
Technical fouls: South Carolina-None. Arkansas-None.
Attendance: 19200

Score by periods	1st	2nd	Total
South Carolina	38	36	74
Arkansas	50	58	108

Last FG - SC 2nd-00:28, AR 2nd-02:31.



Largest lead - SC by 1 1st-17:52, AR by 43 2nd-02:31.

SC led for 01:08. AR led for 37:55. Game was tied for 00:57.

Points	In Paint	Off T/O	2nd Chance	Fast Break	Bench
SC	36	2	12	7	15
AR	66	22	14	32	47

Score tied - 3 times.

Lead changed - 2 times.

GAME 17 ESPN 2		#17/17 ARKANSAS	32	44	76
		#21/22 Georgia	45	45	90
	Jan. 17, 2026 • Athens, Ga. • Stegeman Coliseum				

Arkansas 76 • 13-5,3-2 SEC

#	Player	Total		3-Ptr		Rebounds			PF	TP	A TO Blk Stl				Min
		FG-FGA	FG-FGA	FT-FTA	Off Def Tot	PF	TP	A TO Blk Stl							
07	Trevon Brazile	r	4-7	0-1	0-2	0 2 2	0 8	0 1 1 2	2	25					
23	Nick Pringle	r	0-1	0-0	3-4	1 1 2	1 3	0 3 1 0	0	19					
24	Billy Richmond III	r	6-11	0-1	0-0	4 4 8	0 12	1 4 3 1	1	26					
05	Darius Acuff Jr.	g	7-16	2-7	4-4	1 5 6	4 20	6 4 0 4	4	39					
21	D.J. Wagner	g	1-5	0-2	2-2	0 0 0	3 4	1 1 1 2	2	21					
01	Meleek Thomas		4-17	1-6	0-0	1 5 6	1 9	3 1 0 1	1	30					
11	Karter Knox		3-6	2-4	0-0	2 5 7	3 8	0 2 1 0	0	20					
12	Malique Ewin		4-9	0-0	4-4	5 2 7	5 12	2 2 1 1	1	20					
Team						2 3 5									
Totals			29-72	5-21	13-16	16 27 43	17 76	13 18 8 11		200					
FG % 1st Half:		14-34	41.2%	2nd half:	15-38	39.5%	Game:	29-72	40.3%	Deadball Rebound:					
3FG % 1st Half:		1-7	14.3%	2nd half:	4-14	28.6%	Game:	5-21	23.8%						
FT % 1st Half:		3-6	50.0%	2nd half:	10-10	100.0%	Game:	13-16	81.3%						

Georgia 90 • 15-3,3-2 SEC

#	Player	Total		3-Ptr		Rebounds			PF	TP	A TO Blk Stl				Min
		FG-FGA	FG-FGA	FT-FTA	Off Def Tot	PF	TP	A TO Blk Stl							
06	Kanon Catchings	r	5-12	3-8	2-2	2 2 4	0 15	5 5 0 3	2	22					
02	Somto Cyril	c	3-7	0-0	0-1	1 4 5	2 6	0 1 7 1	1	27					
00	Blue Cain	g	8-12	2-5	0-0	1 2 3	0 18	3 1 0 2	2	31					
03	Jordan Ross	g	3-6	1-2	2-2	0 2 2	2 9	1 0 0 1	0	20					
05	Jeremiah Wilkinson	g	7-16	4-10	2-2	0 2 2	2 20	3 3 0 4	4	32					
01	Kareem Stagg		0-1	0-1	0-0	0 1 1	0 0	0 0 0 0	0	3					
04	Marcus Millender		0-1	0-1	5-6	1 2 3	2 5	1 3 0 0	0	25					
07	Justin Bailey		0-1	0-1	0-0	0 0 0	0 0	1 1 0 0	0	3					
11	Dylan James		2-5	0-1	0-0	0 3 3	0 4	1 1 2 0	0	18					
21	Jake Wilkins		4-6	2-4	1-1	1 0 1	0 11	0 0 0 1	1	9					
25	Justin Abson		0-2	0-0	2-2	1 3 4	2 2	0 1 2 0	0	10					
Team						2 5 7		1							
Totals			32-69	12-33	14-16	9 26 35	10 90	15 17 11 12		200					
FG % 1st Half:		18-41	43.9%	2nd half:	14-28	50.0%	Game:	32-69	46.4%	Deadball Rebound:					
3FG % 1st Half:		7-20	35.0%	2nd half:	5-13	38.5%	Game:	12-33	36.4%						
FT % 1st Half:		2-3	66.7%	2nd half:	12-13	92.3%	Game:	14-16	87.5%						

Officials: Rob Rorke,Chuck Jones,Olandis Poole

Technical fouls: Arkansas-None. Georgia-None.

Attendance: 10523

Score by periods	1st	2nd	Total
Arkansas	32	44	76
Georgia	45	45	90

Points	In Paint	Off T/O	2nd Chance	Fast Break	Bench
AR	46	15	16	25	29
UG	36	29	8	23	22

Last FG - AR 2nd-00:31, UG 2nd-02:20.

Largest lead - AR None, UG by 19 2nd-16:31.

AR led for 00:00. UG led for 38:40. Game was tied for 01:19.

Score tied - 2 times.

Lead changed - 0 times.