

ARKANSAS SOFTBALL GAME NOTES

2026 SCHEDULE

OVERALL: 0-0 | SEC: 0-0

H: 0-0 | A: 0-0 | N: 0-0 | T10: 0-0 | TOP 25: 0-0

DATE	OPPONENT	LOCATION	TIME/RESULT
F6	Virginia #	Conway, S.C.	9:00 AM
F6	Akron #	Conway, S.C.	11:30 AM
F7	Virginia #	Conway, S.C.	9:00 AM
F7	at Coastal Carolina #	Conway, S.C.	2:00 PM
F8	Akron #	Conway, S.C.	9:00 AM
F13	Wichita State %	San Marcos, Texas	10:00 AM
F13	Clemson %	San Marcos, Texas	4:45 PM
F14	BYU %	San Marcos, Texas	11:00 AM
F14	at Texas State %	San Marcos, Texas	1:15 PM
F15	Clemson %	San Marcos, Texas	10:00 AM
F20	SEMO ^	Fayetteville, Ark.	1:30 PM
F20	Northwestern ^	Fayetteville, Ark.	4:00 PM
F21	Northwestern ^	Fayetteville, Ark.	1:30 PM
F21	SEMO ^	Fayetteville, Ark.	4:00 PM
F22	Northwestern ^	Fayetteville, Ark.	10:00 AM
F22	SEMO ^	Fayetteville, Ark.	12:30 PM
F26	Omaha *	Fayetteville, Ark.	4:00 PM
F26	Boise State *	Fayetteville, Ark.	4:45 PM
F27	Charlotte *	Fayetteville, Ark.	7:00 PM
F28	Omaha *	Fayetteville, Ark.	2:30 PM
F28	Charlotte *	Fayetteville, Ark.	4:45 PM
M1	Kansas *	Fayetteville, Ark.	12:15 PM
M6	Georgia	Fayetteville, Ark.	6:00 PM
M7	Georgia	Fayetteville, Ark.	5:00 PM
M8	Georgia	Fayetteville, Ark.	1:00 PM
M9	at Missouri State	Springfield, Mo.	5:00 PM
M13	at Alabama	Tuscaloosa, Ala.	6:00 PM
M14	at Alabama	Tuscaloosa, Ala.	2:00 PM
M15	at Alabama	Tuscaloosa, Ala.	1:30 PM
M17	Central Arkansas	Fayetteville, Ark.	11:00 AM
M20	UConn	Fayetteville, Ark.	6:00 PM
M21	UConn	Fayetteville, Ark.	4:00 PM
M22	UConn	Fayetteville, Ark.	12:00 PM
M24	at Central Arkansas	Conway, Ark.	11:00 AM
M27	Florida	Fayetteville, Ark.	6:00 PM
M28	Florida	Fayetteville, Ark.	7:00 PM
M29	Florida	Fayetteville, Ark.	1:00 PM
A4	Auburn	Fayetteville, Ark.	4:00 PM
A5	Auburn	Fayetteville, Ark.	3:00 PM
A6	Auburn	Fayetteville, Ark.	6:00 PM
A10	at Mississippi State	Starkville, Miss.	5:00 PM
A11	at Mississippi State	Starkville, Miss.	2:00 PM
A12	at Mississippi State	Starkville, Miss.	1:00 PM
A17	at Oklahoma	Norman, Okla.	7:00 PM
A18	at Oklahoma	Norman, Okla.	2:00 PM
A19	at Oklahoma	Norman, Okla.	1:00 PM
A24	Missouri	Fayetteville, Ark.	5:00 PM
A25	Missouri	Fayetteville, Ark.	11:00 AM
A26	Missouri	Fayetteville, Ark.	1:00 PM
A30	at Texas	Austin, Texas	6:00 PM
M1	at Texas	Austin, Texas	2:00 PM
M2	at Texas	Austin, Texas	1:00 PM
M5-M9	SEC Tournament	Lexington, Ky.	TBD

Kickin' Chicken Classic | % States Up! Invitational

^ Razorback Invitational | *Woo Pig Classic

Home games played at Bogle Park | Times central / subject to change

GAMES 1-2 | FEB. 6 | vs. VIRGINIA | 9 AM | vs. AKRON | 11:30 AM



0-0
0-0 ACC



0-0
0-0 MAC



0-0
0-0 SEC

VIRGINIA

In the Polls.....23 (SA) | 25 (D1Softball)
RV (ESPN/USA SOFTBALL) | RV (NFCA)
Head Coach.....Joanna Hardin
Career Record.....290-270 (12th Season)
Record at Virginia.....211-236 (10th Season)

AKRON

In the Polls.....NR
Head Coach.....Craig Nicholson
Career Record.....579-346-1 (18th Season)
Record at Akron.....81-77 (513)

#8/9 ARKANSAS RAZORBACKS

In the Polls.....7 (SA) | 8 (D1Softball)
.....8 (ESPN/USA SOFTBALL) | 9 (NFCA)
Head Coach.....Courtney Deifel
Career Record.....386-206 (12th Season)
Record at Arkansas.....359-179 (11th Season)

RAZORBACK NOTABLES

>> Arkansas opens its 30th season of play and 11th season under the direction of head coach Courtney Deifel in Conway, S.C. against Virginia (9 a.m. CT) and Akron (11:30 a.m. CT) The Hogs are coming off a 44-14 mark in 2025, which featured their eighth-consecutive NCAA Tournament berth and fourth NCAA Super Regional appearance in program history, all of which have come under Deifel's guidance

>> Arkansas is 17-12 all-time in season openers and has won its last four season openers. The Hogs hold an 8-2 record in season-opening contests under head coach Courtney Deifel and are 37-9 in opening-weekend games under Deifel (since 2016).

>> Arkansas enters the 2026 season as a consensus top 10 team nationally, having garnered preseason rankings of No. 8, No. 9, No. 8 and No. 7 in the ESPN/USA Softball, NFCA/GoRout D1 Coaches, D1 Softball and Softball America Preseason Top 25 Polls.

>> Two-time NFCA All-American and 2024 Rawlings Gold Glove Winner LF **Dakota Kennedy** arrives in Fayetteville for her senior season after three illustrious seasons at Arizona. She recorded career-highs in batting average (.444), on-base percentage (.539), slugging percentage (.689), and OPS (1.228) in 2025. Kennedy also tallied 60 hits, 10 doubles, four triples, five home runs, 25 RBI, 28 walks, 48 runs scored and seven stolen bases while posting 19 multi-hit games and five multi-RBI games.

>>Senior left-hander **Robyn Herron** went 18-7 last season with a 2.72 ERA and a team-leading 160 strikeouts in 144.0 innings pitched while limiting opposing hitters to a .195 batting average. Herron and Nija Canady of Texas Tech are the only returning pitchers to rank in the top 30 nationally in fewest hits per seven innings in each of the past three seasons.

>> Sophomore INF **Ella McDowell** returns after making history in 2025 by becoming the first freshman in program history to earn NFCA All-America honors when she garnered a third-team selection at third base. McDowell batted .352 with 63 hits, 10 doubles, a triple, seven home runs, 54 RBI and 21 walks to go along with a .425 on-base percentage and a .961 OPS. She was among the Arkansas leaders in hits (2nd, 63), assists (2nd, 79) and home runs (1-3rd, 7). She registered 18 multi-hit games and 14 multi-RBI games while posting a 16-game reached base streak and a seven-game hitting streak during the season.

>> With a 9 a.m. CT first pitch, Arkansas will open its season by tying the earliest opening day first pitch time in program history. The Hogs also opened up the 2006 and 2000 seasons at 9 a.m.

>> Arkansas returns 99.7 percent of its innings pitched from last season, including all 44 wins, nine saves and 346 strikeouts. It is the most innings pitched returning since the 2021 season, when all three pitchers from the COVID-19 shortened 2020 season returned. Excluding COVID-19-impacted seasons, Arkansas returns its most innings pitched since 2008, when the Hogs returned all four pitchers that combined for 417.1 innings pitched in 2007.

>> Arkansas LHP **Robyn Herron**, INF **Ella McDowell** and OF **Dakota Kennedy** all received Second-Team Preseason All-America honors from Softball America heading into the 2026 campaign.

>> The Razorbacks have been ranked in the Top 25 of the NFCA Coaches poll for a program-best 89 consecutive weeks dating back to the start of the 2020 season. Arkansas is one of six programs nationally to have appeared in the Top 25 of every NFCA Coaches Poll since the start of the 2020 season, joining Oklahoma, Florida, UCLA, Oklahoma State and Florida State.

BY THE NUMBERS (2025)



AVG.	RUNS	HITS	XBH	SB-ATT	ERA	OPP. AVG.
.320	436	491	174	37-40	3.04	.215
.307	340	463	181	67-81	2.76	.220
.305	279	457	106	58-72	4.28	.300

2026 ARKANSAS RAZORBACKS SOFTBALL ROSTER

NUMERICAL ROSTER

#	NAME	POS.	B/T	CLASS	HT.	PREVIOUS SCHOOL	HOMETOWN
1	Brinli Bain	C/INF	Fr.	5-5	L/R	Eagleville, Tenn.	Eagleville HS
4	Reis Beuerlein	RHP	Sr.	5-9	R/R	Cave Creek, Ariz. Pinnacle HS / Mississippi State	
5	Ashtyn Reichardt	OF	R-Fr.	5-7	L/L	Katy, Texas	Katy HS
6	Ella McDowell	INF	So.	5-6	R/R	Richmond, Texas	Foster HS
8	Kyler Del Duca	UTL	Fr.	5-4	R/R	Chino, Calif.	Chino Hills HS
11	Robyn Herron	LHP	Sr.	5-10	R/L	Tampa, Fla.	Sickles HS
12	Payton Burnham	RHP/UTL	So.	5-8	R/R	Eugene, Ore.	Sheldon HS
13	Kasey Wood	UTL	Jr.	5-8	R/R	Bentonville, Ark.	Bentonville HS
14	Karlie Davison	INF	Sr.	5-8	R/R	Torrance, Calif.	Chadwick HS / Utah
15	Lillie-Faye McWhorter	RHP	Fr.	5-9	R/R	Warren, Ark.	Woodlawn HS
16	Ramsey Walker	OF	So.	5-7	R/R	Shreveport, La.	Calvary Baptist Academy
17	Kennedy Miller	C	Jr.	5-8	R/R	Georgetown, Texas	Georgetown HS
20	Tianna Bell	INF	Sr.	5-5	R/R	Antioch, Calif.	Heritage HS / Cal
21	Ava Carter	OF	So.	5-6	L/R	Paragould, Ark.	Greene County Tech HS
22	Dakota Kennedy	OF	Sr.	5-8	L/R	Sacramento, Calif.	Sheldon HS / Arizona
23	Reagan Johnson	OF	Sr.	5-4	L/R	Karnes City, Texas	Karnes City HS
25	Cam Harrison	RHP/UTL	So.	5-10	R/R	Brookshire, Texas	Katy HS
26	Atalyia Rijo	INF	Sr.	5-7	L/R	Horseheads, N.Y.	Corning-Painted Post HS
30	Khamari Hall	OF	Fr.	5-3	L/L	League City, Texas	Clear Creek HS
32	Saylor Timmerman	RHP	Fr.	6-1	R/R	Minocqua, Wis.	Lakeland Union HS
34	Jayden Ramos	INF	So.	5-10	R/R	Fresno, Calif.	Central HS
45	Jayden Wells	UTL	Jr.	5-6	R/R	Paris, Ark.	Paris HS
46	Kailey Wyckoff	UTL	Sr.	5-7	L/L	Katy, Texas	Katy HS / Texas Tech
99	Lexi King	RHP	So.	5-8	R/R	Windermere, Fla.	Windermere HS

COACHING STAFF

Head Coach	Courtney Deifel (California, 2003) - 11th Season
Associate Head Coach	Matt Meuchel (Arizona State, 2000) - 10th Season
Associate Head Coach	DJ Gasso (Bradley, 2017) - Third Season
Assistant Coach	Parker Staggs (Arkansas, 2022) - First Season
Graduate Assistant	Paytience Holman (SEMO, 2024) - Second Season
Graduate Assistant	Gage Williams (Oklahoma State, 2025) - First Season
Student Assistant	Courtney Day (Texas, 2023) - First Season

SUPPORT STAFF

Sport Administrator	Julie Cain (Illinois, 1985)
Director of Operations	Dan Bartosik (Arkansas, 2015)
Athletic Trainer	Andrew Kreis (Texas State, 2014)
SID	Hunter Corneliusen (Kansas State, 2020)
Creative	Meaghan Frazier (Minnesota, 2019)
Strength & Conditioning	Zane Whobrey (Oklahoma, 2016)
Academics	Riley Vanderveen (Wayne State, 2019)

PRONUNCIATION GUIDE

#1 Brinli Bain	Brynn-Lee
#4 Reis Beuerlein	Reese BUR-line
#5 Ashtyn Reichardt	RIKE-hard
#9 Kyler Del Duca	Dell-Duke-uh
#11 Robyn Herron	Heron
#20 Tianna Bell	Tee-Ah-Nuh
#26 Atalyia Rijo	Uh-TAL-ia RE-ho
#30 Khamari Hall	Kuh-Mar-ee
#46 Kailey Wyckoff	Why-KOFF
Courtney Deifel	DIE-ful
Matt Meuchel	Michael
DJ Gasso	Gas-OH

ALPHABETICAL ROSTER

#	NAME	POS.
1	Brinli Bain	C/INF
20	Tianna Bell	INF
4	Reis Beuerlein	RHP
12	Payton Burnham	RHP/UTL
21	Ava Carter	OF
14	Karlie Davison	INF
8	Kyler Del Duca	UTL
30	Khamari Hall	OF
25	Cam Harrison	RHP/UTL
11	Robyn Herron	LHP
23	Reagan Johnson	OF
22	Dakota Kennedy	OF
99	Lexi King	RHP
6	Ella McDowell	INF
15	Lillie-Faye McWhorter	RHP
17	Kennedy Miller	C
34	Jayden Ramos	INF
5	Ashtyn Reichardt	OF
26	Atalyia Rijo	INF
32	Saylor Timmerman	RHP
16	Ramsey Walker	OF
45	Jayden Wells	UTL
13	Kasey Wood	UTL
46	Kailey Wyckoff	UTL

RAZORBACKS BY CLASS

SENIORS (8)

Tianna Bell, Reis Beuerlein, Karlie Davison, Robyn Herron, Reagan Johnson, Dakota Kennedy, Atalyia Rijo, Kailey Wyckoff

JUNIORS (3)

Kennedy Miller, Jayden Wells, Kasey Wood

SOPHOMORES (7)

Payton Burnham, Ava Carter, Cam Harrison, Lexi King, Ella McDowell, Jayden Ramos, Ramsey Walker

REDSHIRT FRESHMAN (1)

Ashtyn Reichardt

FRESHMAN (5)

Brinli Bain, Kyler Del Duca, Khamari Hall, Lillie-Faye McWhorter, Saylor Timmerman

RAZORBACKS BY STATE

TEXAS (7)

Khamari Hall, Cam Harrison, Reagan Johnson, Ella McDowell, Kennedy Miller, Ashtyn Reichardt, Kailey Wyckoff

CALIFORNIA (5)

Tianna Bell, Karlee Davison, Kyler Del Duca, Dakota Kennedy, Jayden Ramos

ARKANSAS (4)

Ava Carter, Lillie-Faye McWhorter, Jayden Wells, Kasey Wood

FLORIDA (2)

Robyn Herron, Lexi King

ARIZONA (1)

Reis Beuerlein

LOUISIANA (1)

Ramsey Walker

TENNESSEE (1)

Brinli Bain

OREGON (1)

Payton Burnham

NEW YORK (1)

Atalyia Rijo

WISCONSIN (1)

Saylor Timmerman

2026 TEAM QUICK FACTS

TEAM INFORMATION

2025 Overall Record.....	44-14
2025 SEC Record.....	14-10
2025 SEC Finish.....	5th
2025 NCAA Postseason	Super Regionals
Home Record	20-6
Away Record	12-4
Neutral Record.....	13-2
Student-Athletes Returning/Lost	17/4
Starters Returning/Lost.....	6/3
Newcomers	7

COACHING STAFF

Head Coach	Courtney Deifel (11th Season)
Record at Arkansas	359-179 (.667)
Career Record	386-206 (.652)
Assistant Coach.....	Matt Meuchel (10th Season)
Assistant Coach.....	DJ Gasso (Third Season)
Assistant Coach.....	Parker Staggs (First Season)
Graduate Manager.....	Gage Williams (First Season)
Graduate Manager.....	Paytience Holman (Second Season)
Director of Operations	Dan Bartosik (Fourth Season)

TEAM HISTORY

First Year of Program.....	1997
All-Time Record	889-818-1 (.521)
All-Time SEC Record	292-457 (.389)
SEC Championships/Last	2 (2022)
SEC Tournament Championships.....	2022
NCAA Appearances/Last.....	14 (2025)
Highest Preseason Rank.....	6/7 (2023)
Highest Preseason SEC.....	3rd (2023/2022)
Highest In-Season Rank 1 (Softball America) (Wk 13, 2025)	

UNIVERSITY INFORMATION

Location	Fayetteville, Ark.
Founded	March 27, 1871
Enrollment	34,175
Nickname	Razorbacks
School Colors	Cardinal and White
Conference.....	Southeastern (SEC)
Chancellor.....	Dr. Charles F. Robinson
Vice Chancellor/Director of Athletics	Hunter Yurachek
Faculty Athletic Representative	Paul Adams
University Website	www.uark.edu
Athletics Website	ArkansasRazorbacks.com

FACILITY INFORMATION

Home Field.....	Bogle Park
Opened.....	2009
Dimensions.....	(LF - 200, CF - 220, RF - 200)
Chairback Seats:	1,200

COMMUNICATIONS

Assistant Director (SB Contact)	Hunter Corneliusen
Student Assistant (SB Secondary)	Lauren Marino
Email	hc068@uark.edu
Cell.....	479-380-2194
Assistant AD for Communications	Kyle Parkinson

Mailing Address
Razorback Communications
PO Box 7777
Fayetteville, AR 72702-7777

Overnight Address
Razorback Communications
1240 W. Leroy Pond Dr.
Fayetteville, AR 72701

MONDAY 2	TUESDAY 3	WEDNESDAY 4	THURSDAY 5	FRIDAY 6	SATURDAY 7	SUNDAY 8
OFF	Deifel Media 9:45 AM		Travel	Virginia 9 a.m. Akron 11:30 a.m	Virginia 9 a.m. Coastal Carolina 2 p.m. / ESPN+	Akron 9 a.m. Travel

ARKANSASRAZORBACKS.COM

For updated game notes, statistics, stories, photos, fan information, tickets and latest information on Razorback Softball, please visit arkansasrazorbacks.com/softball.

MEDIA AVAILABILITY

Above is a general weekly schedule of media availability for the Arkansas Softball team. All interview requests should be made to Arkansas Assistant Communications Director Hunter Corneliusen at least 24 hours in advance. All media availability times are subject to change. Members of the media are expected to adhere to these policies at all times. Please contact Hunter Corneliusen for any changes in the schedule.

COACH/PLAYER AVAILABILITY

Coach Deifel, assistant coaches and select student-athletes are available for interviews by contacting Hunter Corneliusen. A specific interview request should be made at least 24 hours in advance to ensure availability. Additional requests will be granted based on student-athlete availability throughout the week.

Postgame interviews with Coach Deifel and select players will be conducted on Zoom following home games at Bogle Park. If there are multiple games during a day, it will take place after the Razorbacks' final game.

SOCIAL MEDIA

Arkansas fans can access the most in-depth information regarding Razorback Softball through social media opportunities available online.

- **X** - @RazorbackSB - Direct coverage of Arkansas Softball
- **Instagram** - @razorbacksb - Photos and video
- **Facebook** - Arkansas Razorbacks Softball - Latest news
- **X** - @ArkRazorbacks - General athletic department information

GAME DAY / PRESS SERVICES

Press releases, statistics and game information will be available throughout the season on arkansasrazorbacks.com/softball. Credentialed, local, and national media members may request to be added to email lists to automatically receive up-to-date information on Razorback Softball. Notes and statistics will be available digitally on game days. Wireless internet is available to all credentialed media members and game day personnel. Media and personnel interested in obtaining Wifi information need to contact Assistant Communications Director Hunter Corneliusen.

CREDENTIALS

Media Members wishing to cover Arkansas Softball should contact Hunter Corneliusen at least 48 hours prior to each home contest/series. All credentials will be issued on a game-to-game/series-to-series basis. Credentials will be available for pick up on game days at Ticket Office Will Call, which is located at the main gate behind home plate at Bogle Park.



THE LAST TIME OUT



MAY 25, 2025

SCORE BY INNINGS	1	2	3	4	5	6	7		R	H	E
Ole Miss	4	0	0	1	1	0	1	-	7	7	1
Arkansas	1	3	0	0	0	0	0	-	4	4	1

WP: Binford (11-3) | LP:Herron (18-7) | T:2:27 | A:3,149
HR: OM - Beatae(3); Brady(17)

FAYETTEVILLE - The No. 3/4 Arkansas Razorbacks' season came to an end with a 7-4 loss to Ole Miss in game three of the Fayetteville Super Regional on Sunday afternoon at Bogle Park.

The Razorbacks finished their 2025 campaign with a 44-14 overall record while making their fourth Super Regional appearance in program history. The Hogs' 44 wins were the most since 2022 (48) and tied for the third-most in program history.

Ole Miss built an early 4-0 lead in the top of the first inning courtesy of a two-run home run from Lair Beatae, a double steal and a delayed steal of home. Arkansas answered with a run in the bottom of the first from a bases-loaded walk from Ella McDowell before plating three in the second inning by way of a two-run single from Courtney Day and an RBI single from Kailey Wyckoff to tie the game. Ole Miss then plated a run in the fourth, fifth and seventh innings with a sacrifice fly from Jaden Pone, an RBI single from Mackenzie Pickens and a solo home run from Lexie Brady.

Day led Arkansas with a single and two RBI in the loss, while Reagan Johnson, Wyckoff, and Kennedy Miller all registered base hits.

SERIES HISTORY



Virginia
Cavaliers

Overall Record: 3-2
H: 2-0 A: 0-0 N: 1-2

Date	Result	Score	Location
Feb. 25, 2000	W	7-1	Fayetteville
Feb. 25, 2000	W	2-0	Fayetteville
Feb. 9, 2007	L	2-1	Tampa, Fla.
Feb. 11, 2007	L	4-1	Tampa, Fla.
Feb. 21, 2015	W	6-5	Orlando, Fla.

THE LAST MEETING

Feb. 21, 2015 (Orlando, Fla.)

SCORE	1	2	3	4	5	6	7	-	R	H	E
Virginia	0	0	0	1	0	4	1	-	5	5	1
Arkansas	1	1	2	0	0	2	x	-	6	11	1

Time | 2:10
Attendance | 50 | HR: K. Park; Canfield; Hiers

Arkansas 6 (7-7)

Player	pos.	ab	r	h	rbi	bb	so	po	a	lob
WALLACE	1b	3	1	0	0	1	1	9	0	0
FAGAN	ss	4	1	2	1	0	0	0	1	2
CANFIELD	cf	4	2	4	2	0	0	2	0	0
HARRISON	3b	2	0	1	0	1	0	1	3	0
BRONKEY	dh	4	0	0	0	0	2	0	0	5
HIER	c	3	2	2	2	0	1	8	0	0
WRIGHT	p	3	0	2	1	0	0	0	2	0
KRZYSKO	lf	2	0	0	0	1	0	0	0	1
RUSSELL	lf	0	0	0	0	0	0	0	0	0
COOPER	lf	2	0	0	0	0	0	0	0	0
CLARK	rf	1	0	0	0	0	1	1	0	0
POCKLINGTON	2b	0	0	0	0	0	0	0	2	0
Totals		28	6	11	6	3	5	21	8	8

Arkansas	ip	h	r	er	bb	so	ab	bf
Wright W, (5-2)	7.0	5	5	4	0	8	28	29

Virginia 5 (3-10)

Player	pos.	ab	r	h	rbi	bb	so	po	a	lob
Kristen Miles	lf	2	0	1	0	0	0	3	0	0
A. Davis	2b	4	1	2	3	0	1	1	1	1
M. Miller	ss	4	0	0	0	0	2	0	0	2
K. Park	c	3	1	1	2	0	0	5	0	0
D. Ingraham	dh	3	0	0	0	0	1	0	0	0
K.Fitzgerald	3b	3	0	0	0	0	0	1	0	0
Chapdelaine	lb	3	1	0	0	0	1	7	0	0
Heintzelman	rf	3	0	0	0	0	2	1	0	0
I. Hughes	lf	3	1	1	0	0	1	2	0	0
Velk	cf	2	1	1	0	0	0	1	0	0
An. Formby	p	0	0	0	0	0	0	0	2	0
Totals		28	5	5	5	0	8	18	3	3

Virginia	ip	h	r	er	bb	so	ab	bf
An. Formby (L, 3-4)	6.0	11	6	6	3	5	28	32



Akron
Zips

Overall Record: 2-0
H: 2-0 A: 0-0 N: 0-0

Date	Result	Score	Location
Feb. 22, 2003	W	4-3	Fayetteville
Feb. 22, 2003	W	8-4	Fayetteville

THE LAST MEETING

Feb. 22, 2003 (Lady'Back Yard)

SCORE	1	2	3	4	5	6	7	-	R	H	E
Akron	1	0	1	0	0	0	2	-	4	6	4
Arkansas	0	1	1	0	0	0	6	-	8	7	3

Time | 2:31
Attendance | 289 | HR: J. Young (2)

Arkansas 8 (7-8)

Player	pos.	ab	r	h	rbi	bb	so	po	a	lob
S. Hunter	rf	4	0	0	0	0	0	1	0	1
B. Woodward	2b	3	2	2	0	1	0	4	2	1
L. Hendrix	ss	3	1	2	0	0	0	1	3	0
K. Eiben	1b	2	1	1	0	0	1	9	2	0
R. Atkins	dh	4	0	1	1	0	0	0	0	2
K. Nims	pr	0	1	0	0	0	0	0	0	0
B. Southmayd	3b	1	0	0	0	2	0	1	1	0
N. Deeter	3b	1	1	0	0	0	0	1	0	0
J. Young	lf	2	1	1	4	0	0	0	0	2
S. Easley	c	2	0	0	0	0	0	3	2	0
M. O'Malley	cf	2	0	0	1	0	0	0	0	0
M. Johnson	ph	1	0	0	0	0	1	0	0	1
Totals		25	8	7	6	3	2	21	14	7

Arkansas	ip	h	r	er	bb	so	ab	bf
V. Lyons W, (2-4)	7.0	6	4	2	5	2	26	33

Akron 4 (0-2)

Player	pos.	ab	r	h	rbi	bb	so	po	a	lob
B. Stern	cf	2	3	1	0	2	1	2	0	2
S. Zilles	2b	1	1	0	0	0	0	3	1	0
B. Santo	ph	1	0	0	0	0	0	0	0	0
M. Hurley	c	4	0	2	1	0	0	3	1	0
T. McCoy	ss	4	0	0	1	0	0	1	3	0
K. Ougley	1b	4	0	1	1	0	1	7	1	2
K. Omerza	lf	3	0	1	0	0	1	1	1	2
A. Garner	3b	3	0	0	0	0	0	1	2	0
K. Conrad	rf	2	0	1	0	1	0	1	0	1
S. Conrad	dh	2	0	0	0	1	0	0	0	1
Totals		26	4	6	3	5	2	19	9	8

Akron	ip	h	r	er	bb	so	ab	bf
M. MacKenzie	6.1	7	8	1	3	2	25	34



Coastal Carolina
Chanticleers

Overall Record: 2-0
H: 0-0 A: 0-0 N: 2-0

Date	Result	Score	Location
March 11, 2002	W	7-1	Myrtle Beach, S.C.
March 11, 2002	W	2-1	Myrtle Beach, S.C.

THE LAST MEETING

March 11, 2002 (Myrtle Beach, S.C.)

SCORE	1	2	3	4	5	6	7	-	R	H	E
Arkansas	0	0	1	0	0	0	1	-	2	10	0
CCU	0	0	0	1	0	0	0	-	1	4	1

Time | 1:43 | Attendance | 63 | HR: K. Julg.

Arkansas 2 (18-8)

Player	pos.	ab	r	h	rbi	bb	so	po	a	lob
Courtney Mitchell	ss	4	0	1	0	0	0	4	2	1
Blaine Woodward	2b	4	0	2	2	0	0	3	0	0
Kim Eiben	1b	3	0	2	0	0	0	4	2	1
Lisa Nieman	dh	4	0	1	0	0	0	0	0	4
Danica White	c	3	0	0	0	0	0	10	0	0
Julie Young	lf	3	0	0	0	0	0	0	0	2
Nicole Deeter	rf	1	0	0	0	0	0	0	0	0
Stephanie Hunter	ph	1	0	0	0	0	0	0	0	0
Tiffany Woolley	3b	3	2	3	0	0	0	0	1	0
Andy Wharton	cf	2	0	1	0	0	0	0	0	0
Totals		29	2	10	2	0	0	21	8	8

Arkansas	ip	h	r	er	bb	so	ab	bf
Valanna Lyons, W (2-2)	6.0	4	1	1	1	7	20	23
Heather Schlichtman	1.0	0	0	0	0	3	3	3

Coastal Carolina 1 (4-7)

Player	pos.	ab	r	h	rbi	bb	so	po	a	lob
Leslie LeJune	cf	3	1	2	1	0	0	0	0	0
K. Josephson	lf	2	0	0	0	1	1	1	0	0
A. DeGrendel	3b	2	0	1	0	0	1	2	1	0
K. Julg	ss	2	1	1	1	0	0	3	4	0
K. Fortune	c	3	0	1	0	0	1	2	2	1
K. McCoy	dh	3	0	0	0	0	2	0	0	1
D. Jenkins	p	3	0	0	0	0	1	1	1	0
J. Schmidt	1b	3	0	0	0	0	2	9	2	1
A. Prattes	cf	3	0	0	0	0	1	0	0	0
S. Kimbrell	rf	0	0	0	0	0	0	0	0	0
M. Tollefson	rf	2	0	1	0	0	1	0	0	0
S. Allain	2b	0	0	0	0	0	0	3	1	0
Totals		23	1	4	1	1	10	21	11	4

Coastal Carolina	ip	h	r	er	bb	so	ab	bf
D. Jenkins, L (2-1)	7.0	10	2	2	0	0	29	31

Season Opener Results

Overall Record
17-12

Neutral Site Record
12-10

Largest Win Margin
16 (16-0 vs. Prairie View A&M, 2011)

Most Runs Allowed
12 (vs. Oklahoma State, 2021)

Longest Game
10 inn. (at FIU, 2002)

Home Record
0-0

Longest Winning Streak
4 (2017-2020)

Largest Loss Margin
7 (7-0 vs. Southern Miss., 2000)

Fewest Runs Scored
0 (Three Times)

Shortest Game
5 inn. (Four Times)

Away Record
4-2

Longest Losing Streak
5 (2003-2007)

Most Runs Scored
16 (Twice)

Fewest Runs Allowed
0 (Four Times)

Highest Ranked Opponent
#5 Southern Miss. (2000)

1997

Date	Opponent	H/A/N	W/L	Score	Location
2-20	vs. Cal. State Northridge	N	L	4-3	San Diego, Calif.

1998

Date	Opponent	H/A/N	W/L	Score	Location
2-20	vs. Northwestern State	N	L	3-2 (11)	Monroe, La.

1999

Date	Opponent	H/A/N	W/L	Score	Location
2-12	at UT-Arlington	A	W	2-1	Arlington, Texas

2000

Date	Opponent	H/A/N	W/L	Score	Location
2-11	vs. #5 Southern Miss.	N	L	7-0	Arlington, Texas

2001

Date	Opponent	H/A/N	W/L	Score	Location
2-9	vs. Houston	N	W	14-10	Arlington, Texas

2002

Date	Opponent	H/A/N	W/L	Score	Location
1-31	at FIU	A	W	5-3 (10)	Miami, Fla.

2003

Date	Opponent	H/A/N	W/L	Score	Location
1-31	at Texas State	A	L	4-1	San Marcos, Texas

2004

Date	Opponent	H/A/N	W/L	Score	Location
2-6	vs. Chattanooga	N	L	1-0 (9)	Gainesville, Fla.

2005

Date	Opponent	H/A/N	W/L	Score	Location
2-4	vs. Sacramento State	N	L	4-0	San Luis Obispo, Calif.

2006

Date	Opponent	H/A/N	W/L	Score	Location
2-10	vs. #10 Georgia	N	L	7-6	Miami, Fla.

2007

Date	Opponent	H/A/N	W/L	Score	Location
2-9	vs. Virginia	N	L	2-1	Tampa, Fla.

2008

Date	Opponent	H/A/N	W/L	Score	Location
2-8	vs. UAB	N	W	6-5 (8)	Texarkana, Ark.

2009

Date	Opponent	H/A/N	W/L	Score	Location
2-6	at Southern Miss	A	W	5-3	Hattiesburg, Miss.

2010

Date	Opponent	H/A/N	W/L	Score	Location
2-12	vs. Western Illinois	N	L	5-4	Minneapolis, Minn.

2011

Date	Opponent	H/A/N	W/L	Score	Location
2-11	vs. Prairie View A&M	N	W	16-0	Lafayette, La.

2012

Date	Opponent	H/A/N	W/L	Score	Location
2-10	vs. Belmont	N	W	16-3 (5)	Waco, Texas

2013

Date	Opponent	H/A/N	W/L	Score	Location
2-8	vs. Colorado State	N	W	5-4 (9)	St. George, Utah

2014

Date	Opponent	H/A/N	W/L	Score	Location
2-7	vs. UC Davis	N	L	5-4	Las Vegas, Nev.

2015

Date	Opponent	H/A/N	W/L	Score	Location
2-6	vs. Penn State	N	L	6-4	Boca Raton, Fla.

2016

Date	Opponent	H/A/N	W/L	Score	Location
2-11	at Texas	A	L	4-1	Austin, Texas

2017

Date	Opponent	H/A/N	W/L	Score	Location
2-11	vs. UMass Lowell	N	W	10-1 (5)	Denton, Texas

2018

Date	Opponent	H/A/N	W/L	Score	Location
2-17	vs. Grand Canyon	N	W	6-2	Palm Springs, Calif.

2019

Date	Opponent	H/A/N	W/L	Score	Location
2-8	vs. Campbell	N	W	7-3	Lake Charles, La.

2020

Date	Opponent	H/A/N	W/L	Score	Location
2-7	vs. UTEP	N	W	10-0 (5)	Las Cruces, N.M.

2021

Date	Opponent	H/A/N	W/L	Score	Location
2-11	vs. #11 Oklahoma State	N	L	12-11	Monroe, La.

2022

Date	Opponent	H/A/N	W/L	Score	Location
2-10	vs. Rutgers	N	W	4-0	Puerto Vallarta, Mexico

2023

Date	Opponent	H/A/N	W/L	Score	Location
2-10	vs. Weber State	N	W	8-0 (5)	Las Vegas, Nev.

2024

Date	Opponent	H/A/N	W/L	Score	Location
2-8	vs. Marshall	N	W	10-3	Boca Raton, Fla.

2025

Date	Opponent	H/A/N	W/L	Score	Location
2-6	at Texas State	A	W	3-1	San Marcos, Texas

Opening Day Lineups

1997 vs. Cal State Northridge

Name	Pos.
Dana Gulick	CF
Aly Sartini	3B
Brett Erickson	LF
Jennifer Cirigliano	C
Lisa Flores	RF
Gretchen Thomson	SS
Augrista Belford	2B
Tammy Kincaid	P
Kim Bryant	1B
Carie Dever Boaz	HC

1998 vs. Northwestern State

Name	Pos.
Shari Wahrmond	LF
Dana Gulick	CF
Jennifer Cirigliano	C
Elizabeth Landgraf	3B
Jennifer Bottoms	1B
Aly Sartini	2B
Tammy Kincaid	P
Julie Moddrell	SS
Kathy Quillin	DP
Crystal Richardson	1B
Carie Dever Boaz	HC

1999 vs. UT-Arlington

Name	Pos.
Dana Gulick	CF
Brett Erickson	3B
Jennifer Cirigliano	1B
Danica White	C
Aly Sartini	2B
Elizabeth Landgraf	RF
Kris Hightower	DP
Shari Wahrmond	LF
Tiffany Woolley	SS
Tammy Kincaid	P
Carie Dever Boaz	HC

2000 vs. #5 Southern Miss

Name	Pos.
Tiffany Woolley	SS
Dana Gulick	RF
Danica White	C
Brett Erickson	CF
Kim Eiben	1B
Lindsay Jarvis	DP
Julie Young	3B
Aly Sartini	2B
Shari Wahrmond	LF
Tammy Kincaid	P
Carie Dever Boaz	HC

2001 vs. Houston

Name	Pos.
Erin Stokely	LF
Stephanie Hunter	RF
Danica White	C
Lauren Hendrix	SS
Kim Eiben	1B
Julie Young	DP
Tiffany Woolley	2B
Jennifer Bottoms	P
Nicole Deeter	3B
Andy Wharton	CF
Carie Dever Boaz	HC

2002 at FIU

Name	Pos.
Cortney Mitchell	SS
Blaire Woodard	2B
Danica White	C
Julie Young	LF
Tiffany Woolley	3B
Lisa Niemen	DP
Kim Eiben	1B
Nicole Deeter	RF
Andy Wharton	CF
Rachel Talley	P
Carie Dever Boaz	HC

2003 at Texas State

Name	Pos.
Ashley Carter	3B
Blaire Woodard	2B
Lauren Hendrix	SS
Candice Swan	RF
Julie Young	LF
Ruth Atkins	DP
Kim Eiben	1B
Lisa Nieman	C
Mindy O'Malley	CF
Valanna Lyons	P
Carie Dever Boaz	HC

2004 vs. Chattanooga

Name	Pos.
Blaire Perry	3B
Mindy O'Malley	2B
Candice Swan	CF
Kallie Fogelsong	SS
BJ Southmayd	DP
Kristen Patton	RF
Melissa Johnson	LF
Ashley Carter	1B
Shana Easley	C
Heather Schlichtman	P
Carie Dever Boaz	HC

2005 vs. Sacramento State

Name	Pos.
Blaire Perry	SS
Mindy O'Malley	CF
BJ Southmayd	DP
Kallie Fogelsong	2B
Ashley Carter	3B
Dayna Huckabee	1B
Rachel LeMaster	RF
Shana Easley	C
Zenobia Davison	LF
Valanna Lyons	P
Jamie Pinkerton	HC

2006 vs. #10 Georgia

Name	Pos.
Rachel LeMaster	RF
Blaire Perry	2B
Kallie Fogelsong	1B
Shana Easley	C
Samantha Buckner	DP
Kayla Johnson	SS
Carrie Egnor	3B
Jocelyne Moncrief	LF
Mindy O'Malley	CF
Katy Henry	P
Jamie Pinkerton	HC

2007 vs. Virginia

Name	Pos.
Rachel LeMaster	RF
Teighynne Hulsey	1B
Kayla Johnson	2B
Whitney Cloer	C
Dayna Huckabee	SS
Jessica Bachkora	CF
Samantha Buckner	3B
Jocelyne Moncrief	LF
Dara Clark	DP
Katy Henry	P
Jamie Pinkerton	HC

2008 vs. UAB

Name	Pos.
Jessica Bachkora	CF
Kayla Johnson	SS
Miranda Dixon	DH
Dayna Huckabee	SS
Samantha Buckner	1B
Lauren Iverson	3B
Jessica Waddle	C
Hillary Freeman	LF
Jocelyne Moncrief	RF
Katy Henry	P
Jamie Pinkerton	HC

2009 at Southern Miss

Name	Pos.
Jessica Bachkora	CF
Tori Mort	LF
Kayla Johnson	2B
Sandra Smith	1B
Miranda Dixon	P
Whitney Cloer	C
Amie Hubbard	3B
Brittany Robison	DP
Jocelyne Moncrief	RF
Brittany Griffiths	SS
Jamie Pinkerton	HC

2010 vs. Western Illinois

Name	Pos.
Jessica Bachkora	CF
Brittany Robison	2B
Sandra Smith	1B
Miranda Dixon	DP
Becca Carden	LF
Jessica Robison	3B
Layne McGuirt	P
Brittany Griffiths	SS
Tori Mort	RF
Jessica Waddle	C
Mike Larabee	HC

2011 vs. Prairie View A&M

Name	Pos.
Linnea Ketcher	LF
Tori Mort	RF
Becca Carden	CF
Courtney Breault	2B
Stephanie Brewer	1B
Jayne Gee	DP
Leslie Dixon	C
Brittany Griffiths	3B
Chloe Oprzedek	SS
Hope McLemore	P
Mike Larabee	HC

2012 vs. Belmont

Name	Pos.
Devon Wallace	LF
Clarissa Navarro	SS
Katie Harrison	3B
Amanda Geile	RF
Sierra Bronkey	2B
Jessica Robison	DP
Jennifer Rambo	1B
Jayne Gee	C
Tori Mort	CF
Kimmy Beasley	P
Mike Larabee	HC

Opening Day Lineups

2013 vs. Colorado State

Name	Pos.
Devon Wallace	1B
Stephanie Canfield	CF
Clarissa Navarro	SS
Nicole Schroeder	DP
Amanda Geile	LF
Jennifer Rambo	RF
Sierra Bronkey	2B
Jayme Gee	C
Chloe Oprzedek	3B
Chelsea Cohen	P
Mike Larabee	HC

2014 vs. UC Davis

Name	Pos.
Devon Wallace	DP
Stephanie Canfield	CF
Chloe Oprzedek	3B
Kasey Fagan	P
Clarissa Navarro	SS
Jessica Harrison	1B
Parker Pocklington	2B
Jayme Gee	C
Claire Clark	RF
Jennifer Rambo	LF
Mike Larabee	HC

2015 vs. Penn State

Name	Pos.
Devon Wallace	1B
Kasey Fagan	SS
Stephanie Canfield	CF
Nicole Schroeder	C
Sierra Bronkey	DP
Lauren Krzysko	LF
Parker Pocklington	2B
Madison Yannetti	3B
Autumn Russell	RF
Grace Moll	P
Mike Larabee	HC

2016 at Texas

Name	Pos.
Stephanie Canfield	CF
Autumn Russell	3B
Shelby Hiers	RF
Nicole Schroeder	1B
Ashley Diaz	DP
Lauren Krzysko	LF
Madison Yannetti	SS
Lauren Archuleta	C
Parker Pocklington	2B
Grace Moll	P
Courtney Deifel	HC

2017 vs. UMass Lowell

Name	Pos.
Stephanie Canfield	CF
Shelby Hiers	C
Nicole Schroeder	RF
Ashley Diaz	1B
A.J. Belans	SS
Katie Warrick	DP
Haydi Bugarin	LF
Madison Yannetti	2B
Autumn Russell	3B
Grace Moll	P
Courtney Deifel	HC

2018 vs. Grand Canyon

Name	Pos.
Autumn Buczek	3B
Hannah McEwen	RF
Loren Krzysko	CF
A.J. Belans	SS
Tori Cooper	LF
Ashley Diaz	1B
Kayla Green	C
Linnie Malkin	DP
Haydi Bugarin	2B
Mary Haff	P
Courtney Deifel	HC

2019 vs. Campbell

Name	Pos.
Hannha McEwen	CF
Danielle Gibson	2B
Katie Warrick	RF
Ashley Diaz	1B
Kayla Green	C
Ryan Jackson	DP
Haydi Bugarin	3B
Sydney Parr	LF
Maggie Hicks	SS
Autumn Storms	P
Courtney Deifel	HC

2020 vs. UTEP

Name	Pos.
Sydney Parr	CF
Hannah McEwen	LF
Braxton Burnside	SS
Danielle Gibson	1B
Linnie Malkin	RF
Ryan Jackson	DP
Kayla Green	C
Keely Edwards	3B
Audrie LaValley	2B
Autumn Storms	P
Courtney Deifel	HC

2021 vs. #11 Oklahoma State

Name	Pos.
Hannah McEwen	LF
Braxton Burnside	SS
Danielle Gibson	1B
Ryan Jackson	RF
Kayla Green	C
Linnie Malkin	DP
Audrie LaValley	2B
Larissa Cesena	CF
Valerie Ventura	3B
Mary Haff	P
Courtney Deifel	HC

2022 vs. Rutgers

Name	Pos.
KB Sides	CF
Hannah McEwen	LF
Taylor Ellsworth	C
Danielle Gibson	1B
Hannah Gammill	3B
Linnie Malkin	RF
Spencer Prigge	SS
Rylin Hedgecock	DP
Audrie LaValley	2B
Mary Haff	P
Courtney Deifel	HC

2023 vs. Weber State

Name	Pos.
Reagan Johnson	CF
Kristina Foreman	2B
Cylie Halvorson	1B
Hannah Gammill	C
Kacie Hoffmann	RF
Rylin Hedgecock	DP
Spencer Prigge	3B
Raigan Kramer	LF
Atalyia Rijo	SS
Callie Turner	P
Courtney Deifel	HC

2024 vs. Marshall

Name	Pos.
Reagan Johnson	CF
Nia Carter	RF
Hannah Gammill	3B
Bri Ellis	1B
Rylin Hedgecock	DP
Cylie Halvorson	2B
Raigan Kramer	LF
Kennedy Miller	C
Spencer Prigge	SS
Reis Beuerlein	P
Courtney Deifel	HC

2025 at Texas State

Name	Pos.
Reagan Johnson	CF
Kailey Wyckoff	RF
Ella McDowell	3B
Bri Ellis	1B
Kennedy Miller	C
Courtney Day	DP
Raigan Kramer	LF
Karlie Davison	2B
Atalyia Rijo	SS
Robyn Herron	P
Courtney Deifel	HC

Opening Day Starts by Pitcher

Pitcher	Starts
Tammy Kincaid	4
Mary Haff	3
Grace Moll	3
Katy Henry	3
Autumn Storms	2
Valanna Lyons	2
Multiple Pitchers	1

Opening Day Record by Location

State	Record
Arkansas	1-0
California	1-2
Florida	2-4
Louisiana	2-2
Mexico	1-0
Minnesota	0-1
Mississippi	1-0
Nevada	1-1
New Mexico	1-0
Texas	5-3
Utah	1-0
South Carolina	0-0

POWER IN THE PORTAL

Since taking over the program in 2016, head coach Courtney Deifel and her coaching staff have had tremendous success in the recruitment of players through the transfer portal.

>> Deifel has made 26 transfer portal additions during her time at Arkansas. Six Razorbacks on the 2026 roster arrived in Fayetteville by way of the transfer portal: Tianna Bell (2026, California), Reis Beuerlein (2024, Mississippi State), Karlie Davison (2025, Utah), Dakota Kennedy (2026, Arizona), Carlee Ratcliff (2024, Texas) and Kailey Wyckoff (2025, Texas Tech).

Transfers under Courtney Deifel have accounted for:

- >> 9 NFCA All-America selections
- >> 17 NFCA All-Region honors
- >> 14 All-SEC Selections
- >> 2 SEC Players of the Year (*KB Sides, Bri Ellis*)
- >> 1 USA Softball Collegiate Player of the Year (*Bri Ellis*)
- >> 1 SEC Pitcher of the Year (*Chenise Delce*)

>> Entering this season, 13 of the 22 portal additions from Division I programs under Deifel that completed a season at Arkansas experienced an increase in both wins and winning percentage in their first season as a Hog compared to their last at their previous program.

>> 14 of the Razorbacks' 17 D1 transfer position players set single-season career highs in at least one offensive statistical category, while eight set single-season career highs in four or more offensive categories.

HOME SWEET BOGLE

Bogle Park was the place to be in 2025, as 78,586 fans walked through the gates. The Razorbacks were one of just three programs nationally to average 3,000+ fans a game with 3,023 fans per contest alongside Alabama and Oklahoma. Arkansas set Top-10 attendance marks in three games last season, highlighted by a season-high 3,803 fans against LSU on May 3, 2025.

>> Arkansas had 3,128 fans at its series opener against Oklahoma (March 16, 2025).

>> Arkansas is just one of three programs to rank in the top five in single-season attendance every year since COVID, joining the likes of Alabama and LSU.

>> The Razorbacks have ranked in the top three nationally in total home attendance in three consecutive seasons and have finished in the top five in national total attendance in each of their past six seasons at Bogle Park.

>> Bogle Park had a program-record 97,744 fans walk through the gates in 2024. At the time, all 10 of Bogle Park's all-time top 10 single-game attendance marks were set in 2024. Arkansas played in front of home crowds of 3,000+ in 21 of its 27 regular season games at Bogle Park.

>> On May 4, 2024, Arkansas broke its single-game attendance record, with 3,937 in attendance for game three vs. Ole Miss.

>> Bogle Park hosted the highest-attended SEC Softball Tournament in 2023 with 16,937 in the stands May 9-13, shattering Florida's previous record of 13,201 in 2022.

>> Between the 2022 and 2023 campaigns, Bogle Park drew crowds of 3,000+ 16 separate times.

>> Since its gates opened in 2009, Bogle Park has welcomed 521,697 fans through the turnstiles. Of those 521,697 fans, 433,951 (83.18%) have come during head coach Courtney Deifel's tenure (2016-present).

>> Bogle Park was recognized by the National Fastpitch Coaches Association (NFCA) as the Netting Professionals/NFCA D1 Field of the Year in 2022.

RAZORBACKS KNOW RPI

Arkansas finished the regular season ranked No. 7 in RPI in 2025. Assistant Coach Matt Meuchel plays a big role in the Hogs' schedule building each season.

>> Arkansas has finished in the Top 20 in every single RPI since 2021.

PRESEASON PRESENCE

>> Senior OF Dakota Kennedy, Senior LHP Robyn Herron and sophomore INF Ella McDowell all garnered Preseason Second-Team All-America Recognition from Softball America.

>> The trio was also named to the USA Softball Collegiate Player of the Year Top 50 Watch List.

>> Herron and McDowell also earned Preseason All-SEC honors as Arkansas was one of just five SEC programs with multiple players selected.



Senior OF Dakota Kennedy, Senior LHP Robyn Herron and sophomore INF Ella McDowell all earned Preseason Second-Team All-America honors from Softball America.

THE HEAD HOG

Head coach Courtney Deifel is the program's all-time wins leader.

WINNINGEST ARKANSAS HEAD COACHES

Rank	Coach	Record	Years	NCAA Appearances
1.	Courtney Deifel	359-179	2016-pres.	8
2.	Carrie Dever-Boaz	244-274-1	1997-2004	2
3.	Mike Larabee	149-181	2010-2015	2
4.	Jamie Pinkerton	130-179	2005-2009	2

>> Deifel has won 359 games through 10 seasons at the helm in Fayetteville.

>> In the previous 10 years before Deifel, Arkansas only won 251 contest

>> From 2002-2015 (14 seasons), Arkansas had won 360 games.

FLIPPED THE SCRIPT

During her 10 seasons at the helm, head coach Courtney Deifel and staff have engineered one of the greatest turnarounds in college softball while at Arkansas.

>> Under head coach Courtney Deifel, Arkansas has increased its winning percentage by 21.4% compared to the 10 seasons prior to Deifel's tenure, while also winning 92 more games. Arkansas is the only Power 4 school nationally to increase its winning percentage by more than 20% in that timespan. The Razorbacks 21.4% increase in winning percentage ranks 4th among 297 Division I teams.

Win % Increase Over Past 10 years (P4 Only)

Program	2006-2015	2016-2025	Increase
Arkansas	267-322 (.453)	359-179 (.667)	21.40%
Indiana	211-327 (.392)	296-215 (.579)	18.71%
Ole Miss	248-317 (.439)	351-216 (.619)	18.01%
Oklahoma State	299-255 (.540)	400-169 (.703)	16.33%
Florida State	412-203 (.670)	496-106 (.824)	15.4%

D1 Programs with a 20% Increase in Win % Over Past 10 years

Program	2006-2015	2016-2025	Increase
North Texas	258-589 (.305)	304-210 (.591)	28.68%
Southeastern La.	208-306 (.405)	348-197 (.639)	23.39%
UNCW	162-363 (.309)	248-224 (.525)	21.69%
Arkansas	267-322 (.453)	359-179 (.667)	21.40%
Saint Francis	216-305 (.415)	326-195 (.626)	21.11%
Liberty	273-325 (.457)	392-196 (.667)	21.01%
Morgan State	116-254 (.314)	224-205 (.522)	20.86%
Prairie View A&M	121-293 (.292)	207-213 (.493)	20.06%

THE FRIENDLY CONFINES

- » Since 2017, Arkansas is 164-45 (.785) at Bogle Park during the regular season.
- » Arkansas is 197-77 (.719) at Bogle Park since Courtney Deifel took over the program in 2016.

MEUCHEL IS MASTER OF DEFENSE

» Assistant Coach Matt Meuchel joined the Razorbacks' coaching staff prior to the 2017 season and completed his ninth season in Fayetteville in 2025. Meuchel is one of the sport's leaders in analytics and also coordinates the Razorbacks defense. All five of the Hogs' top-five single-season fielding percentages have come under his watch.

» The Razorbacks led the nation with a .984 fielding percentage during the 2025 season, making just 24 errors in 1,471 total chances. Arkansas was the first SEC team to lead the nation in fielding percentage since 2019, when Florida accomplished the feat. The Hogs' .984 fielding percentage ranked tied for 6th in NCAA history.

» Arkansas is one of four programs to finish the last two seasons ranked in the top 10 nationally in fielding percentage, joining the likes of Florida Atlantic, Omaha and Oklahoma. During that span, Arkansas ranks second nationally in fielding percentage, trailing only Florida Atlantic by one 1000th of a percentage point.

» In 2024, Meuchel helped guide Arkansas to a then program-record .978 fielding percentage, which led the SEC and ranked ninth nationally.

SOOIE SPINNERS

» The Razorbacks posted a 3.04 ERA last season while striking out 347 batters and limiting opponents to a .215 batting average in 364.1 innings pitched.

» Arkansas has registered 46 shutouts since the start of the 2023 season. The Razorbacks are one of only five programs to rank in the top 20 nationally in shutouts in 2023, 2024, 2025, joining the likes of Oklahoma, Boston, Tennessee and Cal State Fullerton.

» Arkansas finished 2025 ranked 10th nationally with 15 shutouts and ranked 19th nationally in shutouts in 2024 with 14 and 17th nationally in 2023 with 17.

» Excluding the 2020 COVID-shortened season, Arkansas is just one of seven schools to post 11+ shutouts in every season dating back to 2018, alongside Boston, Florida, Florida State, Oklahoma, Texas and UCLA.

BOGLE BOMBERS

The long ball has been a staple in the success of Arkansas Softball during the Courtney Deifel era (2016-present).

» Arkansas has hit 605 home runs since Deifel took over the helm in 2016, which accounts for 52.7% of home runs in program history. In the 11 years prior to Deifel's arrival, Arkansas teams belted 456 round-trippers.

» The Razorbacks' 589 home runs since 2017 rank second among SEC members during that time span and third among current SEC members, trailing only Oklahoma (962) and Georgia (633).

» Seven of the Hogs' single-season top-10 home run marks have been accomplished during Deifel's tenure, including the three best in program history (2022: 109, 2021: 95, 2025: 70).

» The Razorbacks' program record of 109 home runs in 2022 was the second-most by a team in a single season in SEC history at the time.

ROAD HOGS

Since 2020, the Razorbacks have excelled on the road, posting a 67-24 (.736) record, the second-best mark among current SEC members, trailing only Oklahoma (78-7, .929).

» Arkansas has won 10+ road games in each of the past five seasons and is one of nine programs to finish in the Top 25 in road winning percentage in each of the previous two seasons alongside Grand Canyon, Chattanooga, Oklahoma, Marist, Duke, Tennessee, Texas and Florida. Arkansas went 12-4 on the road in 2025 and 12-5 on the road in 2024.

» Arkansas is one of three SEC programs to post 10+ road wins with a road win% of .500+ in each of the past three seasons alongside Oklahoma and Tennessee.

» With Arkansas' road series victory at No. 1/2 Texas A&M on April 25-27, 2025, the Hogs have won 18 of their last 20 SEC road series, which is the best mark among all SEC members during that time span (2021-present). From 1997-2020, the program had only won 17 SEC road series.

» Arkansas went undefeated in non-conference road games in 2025 and has dropped just five non-conference regular-season road matchups in the previous eight seasons.

» The Hogs recorded two top-10 ranked SEC road series wins last season and have accounted for seven top-10 road series wins in league play over the past four seasons.

» Additionally, Arkansas has posted an 80-29 (.741) record in the Courtney Deifel era (2016-present) in neutral-site games. Arkansas went 13-2 in neutral-site games in 2025.



AMONG THE ELITE

» The Razorbacks have been ranked in the Top 25 of the NFCA Coaches poll for a program-best 89 consecutive weeks dating back to the start of the 2020 season. Arkansas is one of six programs nationally to have appeared in the Top 25 of every NFCA Coaches Poll since the start of the 2020 season, joining Oklahoma, Florida, UCLA, Oklahoma State and Florida State.

RAES

» Reagan Johnson ranks second all-time in Arkansas career batting average at .370 while ranking sixth in career on-base percentage (.420), seventh in career triples (7) and fifth in career stolen bases (50).

» She became the 11th player in program history to register 200 hits on April 11, 2025, in a 10-2 win over No. 10 South Carolina.

» Johnson's 224 career hits rank third nationally among all D1 players entering the 2026 season, trailing only Mihyia Davis (254) of Texas Tech and Haley Ahr (227) of Marist. Of the top three players in career hits, Johnson is the only one to spend her entire career at the Power 4 level.

» Johnson is the only Razorback in program history with multiple 70+ hit seasons with 72 in 2025, 73 in 2024 and 79 in 2023. In 2024, she became one of four Razorbacks in program history to post an on-base percentage of .426 or better while registering 70+ hits in a season, joining Danielle Gibson (2022), KB Sides (2022) and Hannah McEwen (2019).

» The Karnes City, Texas product earned Second-Team All-SEC and Second-Team NFCA All-Central Region honors in 2025 while batting .351 with a team-leading 72 hits, including six doubles, two triples, 11 RBI and 26 walks while recording a .427 on-base percentage. She stole 20 bases in 22 tries, which was the fifth-most in a single season in program history.

» Johnson is the only player in program history to lead Arkansas in multi-hit games in 3+ seasons.

» The senior speedster has started and batted leadoff in all 172 of her collegiate games, which is the most consecutive starts in the leadoff spot in program history.

» She earned First-Team All-SEC and NFCA First-Team All-South Region in 2024 after batting a team-best .380 with 73 hits, four doubles, one triple, 11 RBI, 35 runs scored and 79 total bases to go along with a team-high 12 stolen bases. She ranked fourth in the SEC and 33rd nationally in hits (73) in addition to ranking fifth among all SEC players in batting average (.380).

» Her sophomore year batting average of .380 and her freshman year average of .378 rank sixth and seventh, respectively, in the Arkansas single-season record books, while her 79 hits as a freshman and 73 hits as a sophomore were the third and fourth-most by a Hog in a single season.

» She batted a team-best .388 (66-170) against right-handed pitchers in 2024.

MILESTONE TRACKER

» Reagan Johnson needs four more stolen bases to move into a tie for the fourth most all-time by a Razorback in their collegiate career.

» Reagan Johnson needs 38 hits to set the Arkansas career hits record.

RUN-RULING RAZORBACKS

» Arkansas defeated opponents with ease in 2025.

» The Razorbacks set a program record with their 17th run-rule victory of the season during a 10-2 (5 inn.) win vs. Kentucky on March 29.

» Arkansas had more run-rule wins (23) than seven-inning wins (21) in 2025.

Year	Run-Rule W	Final Accomplished
2025	23	53rd
2014	16	48th
2022	15	54th

PB12 IN GOOD COMPANY

Sophomore pitcher Payton Burnham broke onto the scene in 2025 with a 16-2 record, 94 strikeouts and three saves in 117.1 innings pitched while limiting opposing hitters to a .217 batting average and posting a team-best 2.62 ERA.

» She earned freshman All-America honors from both D1 Softball and Softball America in 2025.

» Burnham threw a complete-game shutout while striking out seven and allowing just three hits and a walk in a 4-0 win over Ole Miss (May 24), becoming just the third Arkansas freshman since 2010 to throw multiple seven-inning complete game shutouts, joining Robyn Herron (2, 2023) and Mary Haff (8, 2018).

» Burnham became the first Razorback in program history to throw a no-hitter in an NCAA Tournament game in a 10-0 win over Saint Louis (May 16). The freshman struck out six and allowed just one walk and a hit batter in her five innings of work. It marked the third no-hitter by a Razorback in 2025 and the 17th in program history.

» Her 16 wins were the most by a Razorback freshman since Mary Haff's 29 in 2017.

» She tossed a complete-game shutout against LSU on her 19th birthday by striking out six and allowing just four hits and two walks in a 6-0 win over LSU (May 3). She became just the ninth Razorback freshman to throw a seven-inning complete game shutout since 2002.

» She threw 6.1 shutout innings during her sixth victory of the season in a 9-0 win at Tennessee. She became the first Razorback freshman to throw 6+ shutout innings since Robyn Herron accomplished the feat in a 7-0 victory over Indiana at the TaxAct Clearwater Invitational on Feb. 18, 2023. Burnham became the eighth Razorback freshman pitcher to throw 6+ shutout innings and allow three or fewer hits since 2002. As a result of her efforts, she earned SEC Freshman of the Week Honors on March 25. She became just the fifth Arkansas pitcher to do so.

» She was the first Razorback freshman to start her career 4-0 in the circle since Autumn Storms did so in 2017.

» She became the first Arkansas freshman pitcher to record a win in her first two pitching appearances since Mary Haff in 2018 with wins over Bradley and San Diego (Feb. 7-8).

» Burnham was the 11th freshman Arkansas pitcher to post 8+ strikeouts in a game after fanning eight batters against Bradley (Feb. 7).

» Her mother, Kendall, was an NFCA All-American at Texas A&M in the mid 1990s, while her father

Jake Burnham, played collegiately at Tulane, where he was a First-Team All-CUSA selection in 1999. Her parents made national news in the early 2000s when they played together on the independent minor league San Angelo Colts.

» Additionally, her brother Ty is a Razorback baseball signee and currently in his senior season at Rogers High School.

MISS VERSATILITY

Arkansas continued its multi-year run of major portal additions in the summer of 2024 with the addition of Texas Tech Transfer Kailey Wyckoff, who made an immediate impact during her first season as a Razorback.

» During her three seasons of college softball, Wyckoff has appeared all over the field, with nine or more starts at five different positions. She appeared in 61 games at catcher, 71 games in right field, 12 games in left field, 12 games at designated player and nine games at first base.

» She has reached base safely (errors excluded) in 85% (136-160) of her games during her collegiate career.

» Wyckoff batted .328 last season with 61 hits, 15 doubles, seven home runs and a career-high 55 RBI while posting a .406 OBP. She reached base in 50 of the Hogs' 58 games while recording 15 multi-hit games and 14 multi-RBI games and posting a team-best 11-game hitting streak.

» She earned NFCA Second-Team All-Central Region honors and was named SEC Player of the Week on April 22, 2025.

» She blasted a three-run HR in the opening game of the Hogs' Super Regional vs. Ole Miss (May 23).

» She tied a career-high with three hits in an NCAA Tournament win over Saint Louis on May 16, 2025, while setting a single-game career-high with five RBI. Her three hits and five RBI tied an Arkansas NCAA Tournament program record. 10 others have registered three or more hits, while Danielle Gibson is the only other player in program history to drive in five runs in a game, accomplishing the feat on May 20, 2022, in an 11-0 run-rule win over Princeton.

» The Katy, Texas product went 3-4 with a 3-run HR in a 8-6 loss to Oklahoma (May 9, 2025)

» In her Arkansas debut, at Texas State, Wyckoff blasted a solo home run to right field in the top of the sixth inning. (Feb. 6, 2025)

» In 2024, she posted a .407 batting average with 12 doubles, seven home runs and a career-high 35 RBI to earn First-Team All-Big 12 honors. She also recorded 15 multi-hit games and a team-best 24-game reached base streak.

» As a true freshman in 2023, she became just the second individual conference award winner in Texas Tech history, along with earning Second-Team All-Big 12 recognition.

ROB CAN SPIN IT

Robyn Herron recorded an 18-7 record with three saves, a 2.72 ERA and a team-best 160 strikeouts in 144.0 innings pitched in 2025 while limiting opposing hitters to a .195 batting average.

» Herron earned second-team All-America honors from both D1 Softball and Softball America and was also named Second-Team All-SEC and Second-Team NFCA All-Central region in 2025.

» She recorded her 11th career complete-game shutout against Oklahoma State (May 18), striking out two while allowing just three hits and two walks in six innings of work.

» Herron tied a program single-game record with 16 strikeouts during an eight-inning complete-game win over Tennessee on March 22, 2025. She allowed just four hits in the win.

» On Feb. 17, 2025 Herron threw the 12th no-hitter in program history in a 10-0 (5 inn.) win over ULM. She struck out a season-high 11 batters during her no-hit performance against ULM to improve to 3-0 on the season. The southpaw struck out the side to open and end the game. Only three ULM batters reached base during the contest, two by way of walks in the second and fourth inning, respectively, in addition to a dropped third strike with two outs in the fourth.

» Herron appeared in 29 games while making 19 starts and posting a 12-9 record with a team-best 143 strikeouts in 125.1 innings pitched in 2024. Her 1.62 ERA ranked 25th nationally and third among SEC pitchers. She also ranked 40th nationally with five shutouts during the 2024 season while posting three 10+ strikeout games.

» Herron and Nija Canady of Texas Tech are the only two returning pitchers nationally to rank in the top 30 nationally in fewest hits allowed per seven innings during each of the previous three seasons.

» Herron became the second pitcher in program history to throw a seven-inning perfect game while striking out a season-high 11 batters on just 86 pitches in a 7-0 win over Illinois State on Feb. 24, 2024, joining Mary Haff as the other Razorback to accomplish the feat.

» She joins Mary Haff (3) as the only Razorback pitcher to toss multiple no-hitters under Deifel.

» Her 10 10+ strikeout games are the third-most in program history, trailing only Katy Henry (2005-08, 14) and Mary Haff (2018-22, 16).

HOGS OUTHITTING THE OPPOSITION

» Outhitting the opposition has been a major trademark in the Courtney Deifel era (2016-present) for Arkansas. The Razorbacks hold a 291-27 record when outhitting opponents under Deifel, including a 185-10 mark since 2020.

Year	W	L	%
2025	42	2	.953
2024	29	2	.935
2023	35	2	.946
2022	38	1	.974
2021	31	1	.969
2020	15	2	.882
2019	32	4	.889
2018	32	4	.889
2017	26	4	.867
2016	11	5	.688
TOTAL	291	27	.915

» Additionally since 1998, Arkansas is 667-105-1 when outhitting opponents.

RAKING AT THE PLATE

» Under the guidance of hitting coach DJ Gasso, last season, Arkansas ranked among the nation's leaders in numerous categories, including hit-by-pitch (8th, 57), runs per game (7th, 7.52), SAC flies (4th, 29), on-base percentage (7th, .439), RBI per game (9th, 6.88), walks (2nd, 291) and total runs (12th, 436).

» Last year's Arkansas team ranked among the best in program history in batting average (2nd, .320), doubles (1st, 90), slugging % (2nd, .537), on-base % (1st, .439), runs (1st, 436), sacrifice flies (1st, 29), RBI (1st, 399), total bases (2nd, 823), walks (1st, 291) and HR (3rd, 74).

>> Three of the Hogs' returning starters owned an on-base percentage of .400+ during the 2025 season.

>> In hitting coach DJ Gasso's first season in Fayetteville, Arkansas struck out a program-low (COVID season not included) 192 times in 1,408 at-bats during the regular season, bettering the previous program record of 204, which was set in 2014 by 12.

HITTIN' HOGS

>> Arkansas has posted a 196-21 overall record when registering 12+ hits in a single game since 2006, including a 120-12 mark under Courtney Deifel.

>> The Razorbacks were 17-1 last season and posted a 9-1 record in 2024 when registering 10+ hits and have won 70 of their past 75 contests when accomplishing the feat since 2020.

ROB 5+ = GOOD NEWS FOR THE HOGS

>> Arkansas is 28-6 (.824) when Robyn Herron goes 5+ innings in her collegiate career.

NO FREE PASSES

>> Arkansas is 141-41 since 2001, when its pitching staff issues no walks in a game.

>> The Razorbacks are 86-18 when issuing no walks under head coach Courtney Deifel (2016-present).

>> Arkansas has won 15 of its last 16 when issuing zero walks dating back to April 6, 2023.

>> In the past 20 years, Arkansas has had a pitcher throw 5+ innings in a single game without allowing a walk 26 times. When the feat is accomplished, Arkansas owns a record 20-6. Arkansas was 1-0 last year when accomplishing the feat courtesy of Robyn Herron's complete game against Tennessee in the SEC tournament.

10K WILL PLAY

>> Arkansas is 78-10 all-time when an individual pitcher records 10+ strikeouts in a single game.

>> Under Deifel (2016-present), Arkansas is 38-3 when an individual pitcher registers 10+ strikeouts in a game.

>> Robyn Herron leads all current Razorbacks with 10 games of 10+ strikeouts.

KEEP 'EM IN THE YARD

>> Arkansas has allowed no home runs in 320 games during the Courtney Deifel era (2016-present), which accounts for 59.7% of all games during Deifel's tenure. In the 320 games in which Arkansas has not allowed a home run they have posted a record of 254-66 (.794).

KEEPING IT CLEAN

>> Arkansas is 175-47 when not committing an error under Courtney Deifel and 384-183 when accomplishing the feat since 1998.

SUSTAINED SUCCESS

>> Arkansas is just one of four schools nationally to rank in the Top 40 in winning percentage in each of the past six seasons alongside Oklahoma, UCLA and Duke.

HAVING FUN WITH MULTIPLE HOME RUNS

>> Arkansas is 57-8 all-time when a Razorback player hits multiple home runs in a single game, including a 42-3 mark in the Courtney Deifel era.

>> The Razorbacks have won 33 of their last 34

games when having a player hit multiple home runs in a single game, dating back to Feb. 20, 2021, when Linnie Malkin started the streak by belting a solo home run and a two-run shot in a 6-4, 14-inning win at McNeese. Malkin's two-run homer in the top of the 14th ended up accounting for the winning runs in the victory.

>> Active Razorbacks on the 2026 roster have accounted for 11 multi-HR games during their careers.

Active Razorbacks With Multi-HR Games

Player	Multi-HR Games
Dakota Kennedy	5
Kennedy Miller	2
Kailey Wyckoff	2
Karlie Davison	1
Tianna Bell	1

>> Additionally, Arkansas is 154-25 under head coach Courtney Deifel (.860) when hitting 2+ home runs as a team in a game. Since 1998, the Hogs are 251-57 (.814) when hitting two or more round-trippers.

DAKOTA HAS ALL THE TOOLS

Arkansas bolstered its roster with the signing of two-time NFCA All-American LF Dakota Kennedy this past summer.

>> Kennedy was a third-team NFCA All-American selection in both 2024 and 2025 at Arizona. During her three seasons as a Wildcat, she posted a .399 batting average with 180 hits, 26 doubles, six triples, 28 home runs, 94 RBI, 91 walks, and 302 total bases while scoring 147 runs and stealing 22 bases. The Sacramento, Calif., native registered a .505 on-base percentage, a .670 slugging percentage, and a 1.175 OPS. Defensively, Kennedy owns a career .996 fielding percentage with 248 putouts and eight assists in 257 chances. She is a three-time first-team all-conference and NFCA All-West Region selection and won the Rawlings Gold Glove Award in left field in 2024.

>> Kennedy started 44 of Arizona's 61 games in left field in 2025 while missing 17 games due to injury. She recorded career-highs in batting average (.444), on-base percentage (.539), slugging percentage (.689), and OPS (1.228) in 2025 while tallying 60 hits, 10 doubles, four triples, five home runs, 25 RBI, 28 walks, 48 runs scored and seven stolen bases. She posted 19 multi-hit games and five multi-RBI games, highlighted by a career-high six RBI during a 14-6 win over Western Michigan on Feb. 7. Kennedy also registered a 23-game reached-base streak from Feb. 6 to April 6. Defensively, she had a perfect 1.000 fielding percentage with 74 putouts.

>> Entering the 2026 season, Kennedy is just one of seven players nationally with a career batting average of .399+ and 400+ at-bats.

>> The Sacramento, Calif. native owns a .996 fielding percentage with 248 putouts, eight assists and just one error. She owns a 134-game error-less streak dating back to March 4, 2023, of her freshman year at Arizona.

>> During her collegiate career, Kennedy has reached base safely in 86.2% (131-152) of games played.

>> Academically, she is a two-time College Sports Communicators (CSC) Academic All-America selection and three-time Easton NFCA All-America Scholar Athlete.

>> She is majoring in Criminal Justice.

ALL-TIME RECORD BY DATE (2026)

DATE	RECORD	WIN %
F6	2-1	.667
F7	6-7	.462
F8	18-3	.857
F9	13-3	.813
F13	9-10	.473
F14	7-6	.538
F15	8-9	.471
F20	17-11	.577
F21	19-6	.750
F22	13-3	.764
F26	14-3	.823
F27	12-6	.667
F28	13-8	.619
FEB	278-149	.651

DATE	RECORD	WIN %
M1	15-5	.722
M6	11-8	.579
M7	7-9	.438
M8	4-14	.235
M9	10-5	.667
M13	6-7	.462
M14	6-13	.316
M15	4-8	.333
M17	10-11	.476
M20	9-13	.409
M21	7-10	.411
M22	10-15	.375
M24	8-11	.421
M27	5-11	.313
M28	7-8	.466
M29	7-12	.368
MARCH	276-303	.477

DATE	RECORD	WIN %
A3	8-7	.533
A4	8-5	.615
A5	4-14	.222
A10	11-5	.688
A11	9-4	.692
A12	9-5	.692
A17	4-9	.307
A18	12-8	.600
A19	13-9	.590
A24	10-9	.528
A25	6-7	.417
A26	9-10	.474
A30	4-3	.571
APRIL	241-253-1	.488

DATE	RECORD	WIN %
M1	6-5	.545
M2	3-5	.375
MAY	75-94	.443

*- Months reflect entire record of month in program history not just dates in which games are scheduled this season.



Kailey Wyckoff (46), Cam Harrison (25), and Ashtyn Reichardt (5) all prepped at Katy High School in Katy Texas.

KATY CONNECTION

>> Kailey Wyckoff, Cam Harrison and Ashtyn Reichardt all prepped at Katy High School in Katy, Texas. Besides the Katy trio, Arkansas has only had three players on a roster from the same high school once in 2010 with Tori Mort, Brittany Robison and Jessica Robison, who all attended Owasso High School in Owasso, Okla.

EIGHT IS GREAT

>> Arkansas is 282-9 when scoring eight or more runs all-time, including a 156-1 mark during the Courtney Deifel era (2016-present).

>> The Razorbacks are on a 94-game winning streak when scoring 8+ runs. The last loss the Razorbacks had when accomplishing the feat was a 12-11 loss to Oklahoma State on Feb. 11, 2021, during the season opener at the Best on the Bayou Classic in Monroe, La.

MAKING THE MOST OF IT

>> Redshirt freshman Ashtyn Reichardt medically redshirted in the 2025 season due to tearing her ACL in the summer prior to her enrollment.

>> Reichardt still made her presence known on gamedays as the Razorbacks' first base coach. She is believed to be the only player who regularly served as the first base coach in the country.

MCDOWELL WOWS

>> Sophomore infielder Ella McDowell made history in 2025 by becoming the first freshman in program history to earn NFCA All-America honors when she was selected as a Third-Team NFCA All-American at third base.

>> McDowell batted .352 with 63 hits, 10 doubles, a triple, seven home runs, 54 RBI and 21 walks to go along with a .425 on-base percentage and a .961 OPS. She was among the Arkansas leaders in hits (2nd, 63), assists (2nd, 79) and home runs (T-3rd, 7). She registered 18 multi-hit games and 14 multi-RBI games while posting a 16-game reached base streak and a seven-game hitting streak during the season. Defensively, she started the season on a 29-game errorless streak and posted a .969 fielding percentage with 79 assists and 44 putouts in 127 chances. Her .352 batting average and .425 on-base percentage were the third-highest by a freshman in program history (min. 100 AB).

>> The Richmond, Texas, product batted .366 with 30 hits, three doubles, a triple and three homers while driving in 25 runs and walking eight times in SEC play. She posted a .537 slugging percentage and a .435 on-base percentage in 24 games of action. Defensively at the hot corner, she recorded a .964 fielding percentage with 25 putouts and 28 assists in SEC action.

>> McDowell was named D1 Softball National Player of the Week and SEC Freshman of the Week after batting .706 during the week with 12 hits, three doubles, a home run, eight RBI and four runs scored in addition to a walk. She posted a .722 on-base percentage and 1.059 on-base percentage while registering multiple hits in all four of the Razorbacks' games to increase her hitting streak to six games while improving her batting average by 56 percentage points. During the second game at No. 2 Florida, McDowell went 4-5 with four RBI, three of which came on a three-run homer in the top of the third inning. Her four hits were a single-game career high and marked the first four-hit game by a Razorback this season,

while her four RBI tied a single-game career high.

>> She hit a game-winning solo HR in a 2-1 series-finale win over Kentucky (March 30) to earn SEC Freshman of the Week honors.

>> McDowell went 2-4 with 2 RBI in a loss to No. 1 Oklahoma (March 15).

>> In a season-opening 3-1 win at Texas State, McDowell led Arkansas at the plate by going 2-3 with a solo home run in the sixth inning (Feb. 6)

>> She became the first Razorback freshman to homer on opening day since Rylin Hedgecock accomplished the feat on Feb. 7, 2020, during a 10-0 win over UTEP in Las Cruces, New Mexico.

COACH OF COACHES

>> Arkansas head coach Courtney Deifel has tutored 16 coaches or players who have gone on to become head coaches or earned positions at the collegiate level, which is the second-most nationally, trailing only Patty Gasso of Oklahoma, according to D1 Softball.

>> Deifel served as a graduate assistant under Gasso from 2008-09 at Oklahoma.

Name	Role Under Deifel	Current Position
Jordan Clark	Volunteer Assistant	(HC) Florida Atlantic
Parker Staggs	Graduate Assistant	(Asst.) Arkansas
Boo De Oliveira	Assistant Coach	(Asst.) Notre Dame
Annie Smith	Player at Arkansas	(Asst.) Minnesota
Sydney Benz	Player at Maryland	(Asst.) Dartmouth
Mandy Gardner-Colgate	Graduate Assistant	(HC) Miami of Ohio
Elaine Hefflin	Player/Assistant	(Asst.) Illinois State
Shelby Hiers	Player/Assistant	(Asst.) Missouri State
Shana Easley	Volunteer Assistant	(Asst.) Colorado State
Danielle Gibson-Whorton	Player/Assistant	(Asst.) Cal
Matt Meuchel	Assistant Coach	(Asst.) Arkansas
DJ Gasso	Assistant Coach	(Asst.) Arkansas
Mariah Lopez	Graduate Assistant (Asst.)	Oklahoma Christian
Taylor McQuillin	Graduate Assistant	(Asst.) Southern Utah
Chenise Delce	Player at Arkansas	(Asst.) MACU
Skylynn Ellazar	Player at Maryland	(HC) Menlo College

HOUSTON HOGS

>> Arkansas has five players on its roster from the Houston metropolitan area.

Player	Hometown
Khamari Hall	League City, Texas
Cam Harrison	Katy, Texas
Ella McDowell	Richmond, Texas
Ashtyn Reichardt	Brookshire, Texas
Kailey Wyckoff	Katy, Texas

RAE\$ IS OFF AND RUNNING

>> Arkansas center fielder Reagan Johnson's 10 career multi-steal games are the second most among all Arkansas players in a career since 2001.

Player	Multi-SB Games	Career
Rachel Lemaster	11	2004-2007
Reagan Johnson	10	2023-Pres.
KB Sides	7	2022

>> Arkansas center fielder Reagan Johnson's 20 stolen bases in 2025 were the second most since 2001 through the first 56 games of a season.

Player	SB	Season	Final SB
KB Sides	26	2022	28
Reagan Johnson	20	2025	20
Jessica Bachkora	16	2009	18

RIJO, ROJO, CALIENTE

>> After missing most of the 2024 season due to injury shortstop Atalyia Rijo had an impressive comeback campaign in 2025, culminating in NFCA All-Central Region Second Team honors.

>> Rijo batted .318 with 50 hits, 10 doubles, three triples, six home runs and 38 RBI with 28 runs scored and 13 walks while posting a .522 slugging percentage and a .389 on-base percentage to go along with 13 multi-hit games and eight multi-RBI games in 2025.

>> She set the Arkansas program record for hits in an NCAA Tournament game with four in a 6-5 win over Oklahoma State (May 18). She started the Hogs' comeback by smashing a solo homer in the sixth inning and singled before scoring the game's winning run in the eighth.

>> Rijo tied her own record a day later with another 4-4 performance in Sunday's 12-0 Regional Final win with four singles, an RBI and two runs scored. She became the first player in program history to register consecutive four hit games.

>> She batted .900 (9-10) with a solo HR, three RBI and a walk during the Hogs' regional last weekend.

>> Her Father Fernando Rijo, signed with the LA Dodgers in 1995 at the age of 15 and pitched 11 seasons in professional baseball, making it as high as AAA. Her cousin is 1990 World Series MVP Jose Rijo. Her mother Audrey, was a three-sport athlete who played D1 softball at Albany and UNC-Wilmington.

>> This past November, Rijo played for the Dominican Republic National Team in the XX Juegos Bolivarianos Ayacucho - Lima 2025, where she batted .368 with seven hits, four home runs, nine RBI and 19 total bases while posting a 1.435 OPS while starting all seven games played.

PLENTY OF ARMS IN THE BARN

>> Arkansas returns 99.7 percent of its innings pitched from last season, including all 44 wins, nine saves and 346 strikeouts.

>> The lone inning pitched not returning belonged to current student assistant Courtney Day, who threw a scoreless frame with one strikeout during a 13-2 run-rule victory over Missouri State on March 2.

>> It is the most innings pitched returning since the 2021 season, when all three pitchers from the COVID-19 shortened 2020 season returned.

>> Excluding COVID-19 impacted seasons, Arkansas returns its most innings pitched since 2008, when the Hogs returned all four pitchers that combined for 417.1 innings pitched in 2007.

>> In addition to five pitchers returning, Arkansas also welcomes a pair of right-handed newcomers in Lillie-Faye McWhorter and Saylor Timmerman in 2026.

40 FOR ARKANSAS

>> Arkansas registered its seventh 40-win season in program history in 2025 with a 44-14 record. Five of the Hogs' 40-win seasons have come under the direction of Courtney Deifel.

>> Deifel has posted 40-win seasons in 2025, 2023, 2022, 2021 and 2018. The only two 40+ win seasons before Deifel was in 1999 and 2000 under Carrie Dever Boaz when Arkansas went 46-29 and 44-31, respectively.

>> Deifel has posted 40-win seasons in 2025, 2023, 2022, 2021 and 2018. The only two 40+ win seasons before Deifel were in 1999 and 2000 un-

der Carie Dever-Boaz, when Arkansas went 46-29 and 44-31, respectively.

TAKING DOWN THE TOP 10

>> Arkansas won a program-record five series last season against Top 10 opponents with series wins over No. 7 Tennessee, No. 2 Florida, No. 10 South Carolina, No. 1/2 Texas A&M and No. 10 LSU. The Razorbacks' five Top 10 series victories were the most nationally.

THE NO-NO TRIO

>> Arkansas had a program record three different pitchers toss no-hitters last season, all of which return in 2026.

Pitcher	Opponent	Inn.	Date
Robyn Herron	ULM	5	2/16/25
Reis Beuerlein	Colorado St.	5	4/18/25
Payton Burnham	Saint Louis	5	5/16/25

>> Arkansas joined Tennessee and UCLA as the only schools to have three different pitchers throw a no-hitter in 2025 and was one of seven schools nationally with no-hitters thrown by multiple pitchers. Of the three schools with three pitchers to throw no-hitters, Arkansas is the only school to return all three pitchers in 2026.

DAYTIME DOMINANCE

>> Arkansas has posted a record of 257-123 (.78) in day games (Prior to 5 p.m.) under head coach Courtney Deifel (2016-present)

>> Since 2021, the Razorbacks are 142-50 (.740) in daytime contests.

KEEP THE LINE MOVING

>> Arkansas has advanced runners in 56.0% (614-1,097) of its at-bats last season.

>> Under Deifel (Since 2016), Arkansas has advanced runners in 50.01% (4,199-8,375) of opportunities.

STACKED SLATE

>> Arkansas is scheduled to face 13 teams that advanced to the 2025 NCAA Tournament this season, including six super regional participants, three College World Series participants and four-time defending national champion Texas. The 24 opponents on the Razorbacks' schedule combined to go 849-504-2 (.627) in 2025.

>> Arkansas' 13 NCAA Tournament teams on the 2026 slate are the most entering a season since 2023, when the Hogs faced 16 teams that made the tournament in the previous year.

OH THE PLACES WE'LL GO

>> To follow the Razorbacks from Fayetteville to every game/series this season, you would travel approximately 7,460 miles round trip. The farthest trip on the slate is the Kickin' Chicken in Conway, S.C., which is located 1,046 miles from Fayetteville.

>> It is the shortest total distance Arkansas will travel in program history. The previous shortest distance traveled throughout the regular season in program history was in 2001 when Arkansas traveled a round-trip total of 7,836 miles.

>> Arkansas will also play a game in a multiple cities with the same names that are located in different states with trips to Conway, S.C. and Conway, Ark. The last time Arkansas accomplished the feat was 2018 when they visited Columbia, S.C. and Columbia, Mo.

ALL-AMERICANS PLAY AT ARKANSAS

Arkansas players have been no strangers to NFCA All-American honors in recent years.

>> Since 2021 Arkansas has accumulated 14 NFCA All-America selections which ranks third nationally and second in the SEC.

NFCA All-Americans Since 2021

Rank	Program	Conference	Total
1.	Oklahoma	Big XII/SEC	24
2.	UCLA	PAC-12/Big 10	20
3.	Arkansas	SEC	14
4.	Florida	SEC	13
5.	Oklahoma State	Big XII	12

>> Arkansas also is tied for the most NFCA All-America pitchers nationally since 2019 (P/UT not included).

NFCA All-America Pitchers Since 2019

Rank	Program	Conference	Total
1.	Arkansas	SEC	4
2.	Oklahoma State	Big XII	4
	Oklahoma	Big XII/SEC	3
	Florida	SEC	3
	Washington	PAC-12/Big 10	3
	Tennessee	SEC	3

JOHNNY IN THE SPOT

>> Reagan Johnson has started all 172 games of her collegiate career batting in the leadoff spot. Her 172 consecutive games batting leadoff are a program record and the third most in a career by an Arkansas player.

Player	Leadoff Starts	Career
Devon Wallace	205	2012-2015
Jessica Bachkora	194	2007-2010
Reagan Johnson	172	2023-Pres.

WE GOT GLOVES

Arkansas led the nation defensively in 2025, and the 2026 roster returns some strong defensive numbers on paper.

>> The 2026 roster holds a combined career fielding percentage of .979 entering the 2026 season with 2,456 putouts and 676 assists in 3,199 total chances.

>> Eight of the 10 Razorback positional players entering the 2026 season with at least one total chance have a career fielding percentage above .950.

SAYLOR HEADS SOUTH

>> Freshman Saylor Timmerman joins the Razorbacks after an outstanding prep career playing at Lakeland Union High School in Minocqua, Wis.

>> Timmerman was rated as a five-star prospect while being ranked as the No. 8 overall player and No. 3 pitcher in country for the class of 2025 by Softball America.

>> She was also a member of the U-18 USA Women's Junior National Team alongside current teammates Ella McDowell and Cam Harrison.

>> At the 2024 WBSC U-18 World Cup Stage 1 event, she threw four scoreless innings and struck out nine while leading the United States to a first-place finish.

>> She prepped at Lakeland Union High School, where she became just the fifth player in Wisconsin High School history to register 1,000+ strikeouts during her prep career. Timmerman was the Great Northern Conference Player of the Year in

2024 and 2025, in addition to being named Wisconsin DII Player of the Year twice.

>> Timmerman led the Thunderbirds to a 21-9 mark as a senior in 2025. As a senior, she posted a 0.737 ERA, .614 WHIP and 386 strikeouts. Timmerman set a Wisconsin high school record with 29 strikeouts in a 1-0 13-inning win on May 29, 2025, against Shawano. She threw a perfect game, striking out all 15 of her batters faced in while also homering in a 16-0 non-conference win over Crandon in May of 2024.

>> In addition to excelling on the diamond, she also participated in basketball and swimming, where she was a three-time all-conference selection in swimming, competing in the 200-Meter Freestyle Relay and 50-Meter Freestyle Relay and a four-time all-conference selection in basketball. On the hardwood, she averaged 9.2 points per game and 9.4 rebounds per contest, playing primarily at power forward.

>> Timmerman is the second player in program history from Wisconsin, joining Brett Erickson, who hailed from Appleton, Wis. and played at Arkansas from 1997-2000.

CALLING ON CAM

>> Cam Harrison went 4-2 with three saves as a freshman in 2025. Her three saves were tied for the most in program history for a freshman with Jenna Bloom (2020) and Hope McLemore (2010).

>> In a series finale win over No. 2 Florida, Harrison was magnificent in relief after inheriting a tough situation with no outs and the bases loaded in the bottom of the first inning. Following a grand slam from Florida's Reagan Walsh, Harrison buckled down and allowed just one run on five hits and four walks while striking out five in 6.1 innings to record her fourth win of the season to improve to 4-1. Payton Burnham also earned a save after entering the game with two on and two outs in the bottom of the seventh and issuing a lineout for the game's final out.

>> In a win over Central Arkansas, Harrison threw 2.1 innings of one-hit relief with two strikeouts to earn a save (March 18).

>> The Brookshire, Texas, product became the 12th Arkansas freshman in the last 20 years to strike out eight or more batters in a game during her first collegiate start. She fanned eight while allowing just one run on two hits and a walk in five innings of work against San Diego (Feb. 8).

>> A day after her first save, Harrison inherited a bases-loaded situation with only one out and the potential winning run at the plate and collected a save in a 3-1 victory over Bradley (Feb. 7).

>> Harrison picked up her first career save in her Razorback debut in the season opener at Texas State (Feb. 6).

BRINGING BAIN

>> Freshman Brinli Bain arrives in Fayetteville as the No. 9 Prospect in the 2025 class nationally, according to Perfect Game.

>> Bain prepped at Eagleville High School in Eagleville, Tenn., where she earned district MVP honors in addition to earning all-region, all-mid-state, and all-state recognition while leading Eagleville to two state championships.

>> During her high school career she posted a .512 batting average with 246 hits, 39 home runs, 209 RBI and 112 walks while being named Miss Tennessee Softball and Middle Tennessee Female Athlete of the Year in 2025.

>> As a senior in 2025, Bain posted a .632 batting average with 60 hits in 95 at-bats while collect-

ing nine home runs, 29 walks and 51 RBI while leading Eagleville to a 20-5 mark and a state championship.

>> Bain also played basketball, scoring over 1000 career points while earning all-district and all-region honors during her high school career.

MATT GOES BACK

>> For just the second time in Courtney Deifel's tenure, she will not serve as the third base coach this season.

>> Associate Head Coach Matt Meuchel will take the reins at third base. Meuchel is no stranger to coaching third, having done so during his stint as a head coach at Nevada from 2009-2016. Meuchel also coached third during the 2017 season at Arkansas.

>> Assistant Coach Parker Staggs will take over the first base coaching duties in 2026. Redshirt Freshman Ashtyn Reichardt served as the first base coach for Arkansas last season.

FOR WHOM THE BELL TOLLS

Arkansas bolstered its roster with the addition of senior 1B Tianna Bell, who transferred to Arkansas for her senior season after beginning her collegiate career at Cal.

>> Bell started all 58 games for Cal at first base in 2025 while earning Third-Team NFCA All-Region honors in addition to being a Second-Team All-ACC selection. The Antioch, Calif., native batted .347 with 61 hits, 15 home runs, 10 doubles, 35 runs scored, 116 total bases, 12 walks and four stolen bases while posting a .659 slugging percentage and a .401 on-base percentage. She posted 14 multi-hit games and 14 multi-RBI games while leading the team in slugging percentage (.659), RBIs (54), home runs (15) and total bases (116). Defensively, Bell recorded a .991 fielding percentage with 308 putouts and 11 assists in 322 chances.

>> As a sophomore in 2024, she started in all 56 games while being named Third-Team All-Pac 12 and Third-Team NFCA All-Region. Bell batted .305 with 47 hits, six doubles, 12 home runs and 34 RBI while drawing 21 walks and scoring 24 runs. She registered a .578 slugging percentage and a .398 on-base percentage. Bell posted 14 multi-hit games and nine multi-RBI games during her sophomore campaign.

HOGS THAT HOMER

>> Arkansas is one of 11 programs that have ranked in the top 40 nationally in home runs per game each season since 2020.

School	Conf.	HR	G	HR/G
Oklahoma	SEC	710	335	2.12
Virginia Tech	ACC	485	302	1.61
Wichita St.	America	471	295	1.60
UNCG	SoCon	449	305	1.47
Arizona	Big 12	443	312	1.42
Arkansas	SEC	429	310	1.38
Washington	Big Ten	392	299	1.31
NC State	ACC	388	292	1.33
Clemson	ACC	385	315	1.22
New Mexico St.	CUSA	380	281	1.35
Coastal Carolina	Sun Belt	352	292	1.21

CRUSHED IT IN THE CAROUSEL

Former Arkansas Vice Chancellor and Director of Athletics Jeff Long hired Courtney Deifel as the Razorbacks' fourth head softball coach in program history on June 11, 2015, and Razorback Softball has been transformed since then.

>> Of the 29 coaches hired during the 2015-16 coaching carousel with 10+ seasons under their belts, Deifel is just one of five who are currently at the same school and one of 10 still serving as a full-time head coach. Of the five coaches still at the same school, she ranks third in wins and has the second-most NCAA Tournament appearances on the list.

Coach	School	Record	NCAAT
Kenny Gajewski	Oklahoma St.	400-169	9
Ashley Waters	Boston	363-155-1	7
Courtney Deifel	Arkansas	359-179	8
Rick Fremin	Southeastern La.	348-197	2
Tyra Perry	Illinois	286-225	4

SUCCESSFUL PLAYING > SUCCESSFUL COACHING

>> Arkansas Head Coach Courtney Deifel is one of just 10 active DI head coaches to win a national championship as a player.

Coach	School	Played at	Year Won
Courtney Deifel	Arkansas	Cal	2002
Laura Berg	Oregon St.	Fresno St.	1998
Kelly Inouye-Perez	UCLA	UCLA	1989, 90, 92
Bailey Wigness	Gardner Webb	Arizona St.	2011
Caitlin Lowe	Arizona	Arizona	2006, 07
Dot Richardson	Liberty	UCLA	1982
Kristie Fox	UNLV	Arizona	2006, 07
Tairia Flowers	LMU	UCLA	2003
Brittney Matta	UC Riverside	Arizona St.	2008
Stacey Nuverman-Deniz	San Diego St.	UCLA	1999

COACH COURTNEY... COURTNEY DAY

>> Courtney Deifel is not the only Courtney with head-coaching experience on the 2026 Razorbacks' coaching staff. Prior to her final year of college softball, Courtney Day spent the 2024 softball season serving as the head softball coach at Tarkington High School in Cleveland, Texas, where she also taught math during her break away from college softball.

>> Day led the Longhorns to a 15-13-1 mark, according to MaxPreps and an appearance in the Texas 4A State Playoffs. The 15-13-1 record was tied for the best by a Tarkington team since at least 2006.

>> "Coaching quizzed me," Day said of the experience in a March 2025 article with D1 Softball. "How much did I remember from the game now that I was having to coach it? I had to sit down and think of strategies - as a player, it just came naturally. Now I had to think about it and, as a coach, try to teach what I know to 20 or 40 different girls."

#PROHOGS

>> Bri Ellis was selected as the No. 2 Overall pick in the 2025 AUSL draft by the Talons, becoming just the third Razorback to be drafted by Athletes Unlimited, joining Danielle Gibson (2022) and Chenise Delce (2023).

>> Ellis is currently the Hogs' one representative in the AUSL and prepares for her second season playing for the Talons in the summer of 2026.

UTES TO HOGS

>> Arkansas assistant DJ Gasso, and second baseman Karlie Davison helped lead Utah to a College World Series appearance in 2022 while at Utah.

>> Gasso was Davison's lead recruiter out of high school while he was an assistant at Utah.



30 SEASONS OF RAZORBACK SOFTBALL

2026 marks the 30th season of Arkansas Softball. The Razorbacks hold an all-time program record of 882-813-1 (.520) with four head coaches.

>> Arkansas played its first official game in program history on Feb. 20, 1997, which was a 4-3 loss to Cal State Northridge during the San Diego State Classic. The Razorbacks rebounded later that same day with a 5-4 triumph over Hawaii to earn the first win in program history. Designated Player Lisa Flores provided the winning runs in the victory with a solo home run in the bottom of the sixth inning.

COMING HOME TO THE ALMA MATER

Arkansas alumnus and former Razorback Softball GA and student manager Parker Staggs returns to The Hill following the departure of Danielle Gibson Whorton to Cal.

>> Staggs was hired to the staff on Aug. 15, 2025 and primarily serves as a pitching coach. Staggs returns to Fayetteville, where he spent the 2019-22 seasons as a team manager before serving the 2023-24 seasons as a graduate student manager for the Razorbacks.

>> A native of Jefferson City, Mo., Staggs spent the 2025 season as an assistant coach at Duke, where he assisted with the Blue Devils' pitching. In 2025, under Staggs' guidance, Duke finished the season ranked 20th nationally with 14 shutouts and 25th nationally in strikeout-to-walk ratio at 2.53. Individually, Blue Devils pitcher Dani Drogemuller garnered Second-Team All-ACC honors after registering a team-best 3.13 ERA and 18-9 record in 174.1 innings of work.

CAREER RECORDS WATCH

Hits			
1.	261	Hannah McEwen	2018-22
2.	227	Jessica Bachkora	2007-10
3.	225	Danielle Gibson	2019-22
4.	224	Danica White	1999-02
	224	Reagan Johnson	2023-Pres.

Stolen Bases			
1.	75	Rachel LeMaster	2004-07
2.	73	Dana Gulick	1997-00
3.	57	Jessica Bachkora	2007-10
4.	56	Blaire Perry	2002-06
5.	50	Reagan Johnson	2023-Pres.
6.	38	Mindy O'Malley	2003-06
	38	Andy Wharton	1999-02
8.	34	Autumn (Russell) Buczek	2015-18
	34	Stephanie Canfield	2013-17
10.	33	Ashley Martindale	2011-14

NFCA/GoRout TOP 25

#	Team	Record	Previous
1	Texas (21)	56-12	1
2	Texas Tech (10)	54-14	2
3	Oklahoma	52-9	3
4	Tennessee	47-17	4
5	Oregon	54-10	5
6	Florida	48-17	7
7	UCLA	55-13	6
8	Florida State	49-12	10
9	Arkansas	44-14	9
10	Nebraska	43-15	13
11	Texas A&M	48-11	14
12	South Carolina	44-17	12
13	Clemson	48-14	11
14	Ole Miss	42-21	8
15	Alabama	40-23	15
16	LSU	42-16	19
17	Arizona	48-13	16
18	Stanford	42-13	20
19	Virginia Tech	43-13	18
20	Georgia	35-23	22
21	Liberty	50-15	17
22	Mississippi State	39-19	21
23	Duke	41-18	23
24	Oklahoma State	35-20	25
25	Ohio State	45-14-1	24

Others receiving votes: Virginia (24), Grand Canyon (23), Southeastern Louisiana (13), Florida Atlantic (7), Auburn (6), Michigan (6), Arizona State (1), North Florida (1).

LAST RELEASED: Jan. 27, 2026

ESPN.COM/USA SOFTBALL TOP 25

#	Team	Record	Previous
T1.	Texas (14)	56-12	1
T1.	Texas Tech (11)	54-14	2
3.	Oklahoma	52-9	3
4.	Tennessee	47-14	4
5.	Oregon	54-10	6
6.	Florida	48-17	7
7.	Florida State	49-12	9
8.	Arkansas	44-14	13
9.	Nebraska	43-15	12
10.	UCLA	55-13	5
11.	Texas A&M	48-11	15
12.	Clemson	48-14	11
13.	LSU	42-16	19
14.	South Carolina	44-17	10
15.	Georgia	35-23	17
16.	Alabama	40-23	14
17.	Stanford	42-13	22
18.	Arizona	48-13	18
19.	Duke	41-18	21
20.	Oklahoma State	35-20	25
21.	Virginia Tech	43-13	20
22.	Ole Miss	42-21	8
23.	Liberty	50-15	16
24.	Mississippi State	39-19	23
25.	Washington	35-19	-

Others receiving votes: Arizona State (27), Virginia (25), Ohio State (23), Grand Canyon (22), Florida Atlantic (19), Auburn (16), UCF (7), BYU (2), Michigan (2), Missouri (1), Northwestern (1)

LAST RELEASED: Jan. 20, 2026

D1 SOFTBALL TOP 25

#	Team	Record	Previous
1.	Texas	56-12	1
2.	Texas Tech	54-14	2
3.	Oklahoma	52-9	3
4.	Tennessee	47-17	4
5.	Florida	48-17	7
6.	Oregon	54-10	6
7.	Florida State	49-12	12
8.	Arkansas	44-14	11
9.	Nebraska	43-15	10
10.	UCLA	55-13	5
11.	Texas A&M	48-11	14
12.	LSU	42-16	22
13.	South Carolina	44-17	13
14.	Alabama	40-23	17
15.	Clemson	48-14	9
16.	Duke	41-18	18
17.	Georgia	35-23	16
18.	Stanford	42-13	20
19.	Oklahoma State	35-20	23
20.	Virginia Tech	43-13	21
21.	Arizona	48-13	19
22.	Washington	35-19	NR
23.	Mississippi State	39-19	25
24.	Ole Miss	42-21	8
25.	Virginia	38-19	NR

Others receiving votes: Liberty, Oklahoma State, North Carolina, UCF

LAST RELEASED: Jan. 20, 2026

SOFTBALL AMERICA TOP 25

#	Team	Record	Previous
1.	Texas Tech	54-14	2
2.	Texas	56-12	1
3.	Oklahoma	52-9	3
4.	Tennessee	47-17	4
5.	Oregon	54-10	6
6.	Florida State	49-12	10
7.	Arkansas	44-14	11
8.	UCLA	55-13	5
9.	Clemson	48-14	9
10.	Florida	48-17	8
11.	Nebraska	43-15	13
12.	LSU	42-16	21
13.	Alabama	40-23	12
14.	Texas A&M	48-11	17
15.	Georgia	35-23	16
16.	South Carolina	44-17	14
17.	Arizona	48-13	18
18.	Stanford	42-13	19
19.	Oklahoma State	35-20	NR
20.	Duke	41-18	24
21.	Mississippi State	39-19	22
22.	Washington	35-19	NR
23.	Virginia	38-19	NR
24.	Virginia Tech	43-13	20
25.	Ole Miss	42-21	7

Others receiving votes: FAU, Ohio State

LAST RELEASED: Jan 13, 2026

ARKANSAS IN THE POLLS WEEK-BY-WEEK

Week	NFCA	ESPN	D1	SA
Preseason	9	8	8	7
Week 1	-	-	-	-
Week 2	-	-	-	-
Week 3	-	-	-	-
Week 4	-	-	-	-
Week 5	-	-	-	-
Week 6	-	-	-	-
Week 7	-	-	-	-
Week 8	-	-	-	-
Week 9	-	-	-	-
Week 10	-	-	-	-
Week 11	-	-	-	-
Week 12	-	-	-	-
Week 13	-	-	-	-
Week 14	-	-	-	-
Week 15	-	-	-	-
Week 16	-	-	-	-
Final	-	-	-	-

ARKANSAS POLL FACTS

>> Under head coach Courtney Deifel the Hogs have been ranked 125 times in the NFCA Poll. Prior to her tenure, Arkansas was ranked just one time in program history (2013).

>> The Hogs have been ranked in the NFCA Poll in 108 of its last 109 releases, dating back to week seven of the 2018 campaign.

>> Arkansas has received a vote in the last 145 releases of the NFCA Poll, the longest streak in program history.

Razorbacks in the NFCA Poll

Poll Appearances 125			Highest Ranking No. 4 (Week 14, 2025)					First Ranking NO. 24 (May 8, 2012)			Longest Ranked Streak 86 Weeks (2020-Present)				Receiving Votes 36 Weeks		
YEAR	PRESEASON	1	2	3	4	5	6	7	8	9	10	11	12	13	14	15	FINAL
1997	RV	-	-	-	-	-	-	-	-	-	-	-	-	-	-	-	-
1998	-	-	-	-	-	-	-	-	-	-	-	-	-	-	-	-	-
1999	-	RV	-	-	-	-	-	-	RV	-	-	-	-	-	-	-	-
2000	RV	-	-	RV	-	-	-	-	-	RV	-	-	-	-	-	-	-
2001	-	-	-	-	-	-	-	-	-	-	-	-	-	-	-	-	-
2002	-	-	-	-	-	-	-	-	-	-	-	-	-	-	-	-	-
2003	-	-	-	-	-	-	-	-	-	-	-	-	-	-	-	-	-
2004	-	-	-	-	-	-	-	-	-	-	-	-	-	-	-	-	-
2005	-	-	-	-	-	-	-	-	-	-	-	-	-	-	-	-	-
2006	-	-	-	-	-	-	-	-	-	-	-	-	-	-	-	-	-
2007	-	-	-	-	-	-	-	-	-	-	-	-	-	-	-	-	-
2008	-	-	-	-	-	-	-	-	-	-	-	-	-	-	-	-	-
2009	-	-	-	-	-	-	-	-	-	-	-	-	-	-	-	-	-
2010	-	-	-	-	-	-	-	-	-	-	-	-	-	-	-	-	-
2011	-	-	RV	-	-	-	-	-	-	-	-	-	-	-	-	-	-
2012	-	-	-	RV	RV	-	-	-	-	-	-	-	-	-	-	RV	RV
2013	-	-	-	-	-	-	-	-	-	-	RV	RV	RV	25	RV	RV	RV
2014	RV	-	-	-	-	RV	RV	-	-	-	-	-	-	-	-	-	-
2015	-	-	-	-	-	-	-	-	-	-	-	-	-	-	-	-	-
2016	-	-	-	-	-	-	-	-	-	-	-	-	-	-	-	-	-
2017	-	-	-	RV	RV	RV	24	23	25	24	24	24	24	RV	RV	RV	RV
2018	RV	RV	RV	RV	RV	RV	RV	23	20	19	16	16	16	18	15	16	16
2019	14	12	12	14	14	14	15	13	14	18	19	18	20	19	20	RV	RV
2020	24	24	23	22	20	20	19										19
2021	18	20	21	20	19	17	15	13	10	10	8	10	8	6	5	11	11
2022	8	10	10	11	12	12	10	10	10	7	7	7	5	4	4	9	9
2023	7	4	7	6	6	9	12	10	8	10	11	12	12	12	13	17	17
2024	16	15	15	15	18	20	18	20	19	17	16	15	15	16	16	18	18
2025	14	13	10	11	10	12	14	12	12	12	11	9	8	7	4	9	9
2026	9																



2026 SEC WEEKLY HONORS		2025 SEC STANDINGS				2026 AWARDS AND HONORS	
WEEK ONE		Team	SEC	Overall	Streak	Dakota Kennedy OF	
Player:		Oklahoma	17-7	0.708	52-9 .852	» Softball America Second-Team All-America	
Pitcher:		Texas A&M	16-7	0.696	48-11 .814	» D1Softball First-Team All-America	
Freshman:		Texas	16-8	0.667	56-12 .824	» USA Softball Player of the Year Watch List	
WEEK TWO		Tennessee	15-9	0.625	47-17 .734	» D1 Softball D100 Players (14)	
Player:		Arkansas	14-10	0.583	44-14 .759	» Softball America Top Preseason Top 100 (19)	
Pitcher:		Florida	14-10	0.583	48-17 .738	» USA Softball Player of the Year Watch List	
Freshman:		South Carolina	13-11	0.542	44-17 .721	» NFCA Top Performer (Feb. 11, Feb. 18)	
WEEK THREE		Mississippi State	13-11	0.542	39-19 .672	Kailey Wyckoff UTL	
Player:		LSU	12-12	0.5	42-16 .725	» D1 Softball D100 Players (74)	
Pitcher:		Alabama	12-12	0.50	40-23 .635	Reagan Johnson OF	
Freshman:		Ole Miss	11-13	0.458	42-21 .667	» Softball America Top Preseason Top 100 (70)	
WEEK FOUR		Georgia	7-6	0.304	35-23 .603	Khamari Hall OF	
Player:		Kentucky	7-17	0.292	31-28 .525	» Softball America Freshman Watch List	
Pitcher:		Auburn	6-18	0.250	35-24 .593	Payton Burnham P/UTL	
Freshman:		Missouri	6-18	0.250	25-31 .456	» D1 Softball D100 Players (58)	
WEEK FIVE		2026 SEC PRESEASON COACHES' POLL				» Softball America Top Preseason Top 100 (84)	
Player:		<i>(First-Place Votes in Parentheses)</i>				Lillie-Faye McWhorter RHP	
Pitcher:		Place	School	Points		» D1 Softball D100 Freshman	
Freshman:		1.	Texas (9)	189		» Softball America Freshman Watch List	
WEEK SIX		2.	Oklahoma (6)	186		Ella McDowell INF	
Player:		3.	Tennessee	166		» Softball America Second-Team All-America	
Pitcher:		4.	Florida	144		» D1Softball Second-Team All-America	
Freshman:		5.	Arkansas	137		» USA Softball Player of the Year Watch List	
WEEK SEVEN		6.	Texas A&M	125		» Softball America Top Preseason Top 100 (31)	
Player:		7.	LSU	119		» D1 Softball D100 Players (53)	
Pitcher:		8.	Georgia	105		» Preseason All-SEC	
Freshman:		9.	Alabama	94		Saylor Timmerman RHP	
WEEK EIGHT		10.	South Carolina	90		» D1 Softball D100 Freshman	
Player:		11.	Mississippi State	65		» Softball America Freshman Watch List	
Pitcher:		12.	Auburn	55		Robyn Herron LHP	
Freshman:		13.	Ole Miss	51		» Softball America Second-Team All-America	
WEEK NINE		14.	Missouri	32		» D1Softball Second-Team All-America	
Player:		15.	Kentucky	17		» USA Softball Player of the Year Watch List	
Pitcher:		<i>Coaches were not allowed to vote for their own team.</i>				» D1 Softball D100 Players (25)	
Freshman:		2026 PRESEASON ALL-SEC				» Softball America Top Preseason Top 100 (30)	
WEEK TEN		<i>(Top 21 vote-getters regardless of position)</i>				» Preseason All-SEC	
Player:		Place	School	Class		Brinli Bain C/INF	
Pitcher:		Audrey Vandagriff	Alabama	So.		» Softball America Freshman Watch List	
Freshman:		Robyn Herron	Arkansas	Sr.			
WEEK ELEVEN		Ella McDowell	Arkansas	So.			
Player:		AnnaLea Adams	Auburn	So.			
Pitcher:		Jocelyn Erickson	Florida	Sr.			
Freshman:		Keagan Rothrock	Florida	Jr.			
WEEK TWELVE		Taylor Shumaker	Florida	So.			
Player:		Maci Bergeron	LSU	Sr.			
Pitcher:		Tori Edwards	LSU	R-So.			
Freshman:		Persy Llamas	Ole Miss	So.			
		Gabbie Garcia	Oklahoma	So.			
		Nelly McEnroe-Marinas	Oklahoma	R-So.			
		Ella Parker	Oklahoma	Jr.			
		Kasidi Pickering	Oklahoma	Jr.			
		Arianna Rodi	South Carolina	Sr.			
		Karyln Pickens	Tennessee	Sr.			
		Reese Atwood	Texas	Sr.			
		Kayden Henry	Texas	Jr.			
		Teagan Kavan	Texas	Jr.			
		Katie Stewart	Texas	Jr.			
		Mya Perez	Texas A&M	Jr.			
		<i>Coaches were not allowed to vote for their own team.</i>					



COURTNEY DEIFEL

HEAD COACH

Career: 386-206 (11 Seasons)

Arkansas: 359-179 (10 Seasons)

Courtney Deifel became the fourth head coach in program history when she was hired on June 11, 2015, and recently completed her 10th season at Arkansas in 2025. In her 10 seasons in Fayetteville, she has orchestrated the Razorbacks' return to postseason play and guided the program to two SEC regular season championships, one SEC Tournament crown and eight NCAA Tournament appearances, which includes eight consecutive berths from 2017-25. The Hogs have qualified for the national tournament every year it has been held since 2017. Deifel led the program to its NCAA Tournament Super Regional appearances in 2018, 2021, 2022 and 2025. Since her first season in 2016, the Razorbacks have been ranked 121 times in the NFCA Coaches' Poll after previously being ranked only once in program history. 15 of the program's 16 NFCA All-American awards and 78 Easton/NFCA All-America Scholar-Athlete accolades have been accumulated under Deifel since 2016. Deifel - the program's all-time wins leader - enters the 2026 season with 359 career wins at Arkansas. Deifel has logged five 40-win seasons while at Arkansas, including three consecutive 40-win seasons from 2021-23. Prior to her arrival in Fayetteville, Arkansas recorded only two 40-win seasons across 19 years. Heading into her 11th season at the helm in 2026, Arkansas has won two of the last five SEC regular-season crowns.

During the 2025 season, Deifel led the Razorbacks to a 44-14 mark (14-10 SEC) and a No. 5 national seed in the NCAA tournament, the sixth in program history, all of which have been accomplished under Deifel's guidance. The Hogs' 44 wins were tied for the third-most in program history. Arkansas also returned to the Super Regionals for just the fourth time in program history and the first time since 2022. The NCAA Tournament appearance was a program-record eighth-straight, dating back to 2017. Under Deifel's guidance, Bri Ellis became the first player in program history to earn National Player of the Year honors as the senior first baseman was named USA Softball Collegiate Player of the Year, Softball America Player of the Year and DI Softball Player of the Year, in addition, becoming just the second player in program history to earn SEC Player of the Year honors. Ellis batted .440 while registering single-season school records in home runs (26), RBI (72), runs scored (68), slugging percentage (1.090) and on-base percentage (.639). Ellis (first-team) and freshman third-baseman Ella McDowell (third-team) both earned NFCA All-America honors, while a school-record eight Razorbacks earned NFCA All-Central Region honors. Ellis garnered first-team All-SEC honors, while Reagan Johnson, McDowell, and Robyn Herron all earned second-team All-SEC recognition. At the plate, Arkansas set school records in multiple offensive categories, including runs scored (436), RBI (399), on-base percentage (.439), walks (291), doubles (90), and sacrifice flies (29). The Hogs also posted a school record a nation-leading .984 fielding percentage.

In 2024, Deifel led the Razorbacks to a 37-18 mark (14-10 SEC), and a No. 12 national seed in the NCAA tournament, the fifth in program history, all of which have come under Deifel's watch. The NCAA tournament appearance was a program record seventh-straight, dating back to the 2017 season. Deifel won her 300th career game with a 5-1 win at Auburn on March 16, 2024, completing a doubleheader sweep over the Tigers. Under Deifel's guidance, first baseman Bri Ellis (Second Team) and right-handed pitcher Morgan Leinstock (Third Team) earned NFCA All-America honors. Leinstock posted a 2.14 ERA and a 13-6 record while striking out 137 batters in 140.2 innings pitched. Deifel's and the Razorbacks' success in the transfer portal continued into 2024 as Ellis led the team with 14 home

runs, 47 RBI, 97 total bases and a .651 slugging percentage while posting a .322 batting average with 48 hits after transferring from Auburn. Freshman Kennedy Miller earned Freshman All-America honors from DI Softball and was a Finalist for the TUCCI/NFCA Freshman of the Year award after breaking onto the scene by hitting .331 with eight home runs and 36 RBI. Behind the plate, Miller posted a .997 fielding percentage while throwing out five would-be base stealers. Ellis and Leinstock received All-SEC selections along with center fielder Reagan Johnson and second baseman Cyllie Halvorson. Additionally Ellis and third baseman Hannah Gammill were named to the SEC All-Defensive Team.

In the 2023 campaign, Deifel led Arkansas to another highly successful season and the program's sixth consecutive NCAA appearance - the longest streak in program history. Finishing 40-19 (14-10 SEC), Arkansas claimed its third straight 40-win season and a top-four SEC finish. Earning the No. 11 national seed in the NCAA Tournament, all four of the program's national seeds have been accumulated under Deifel. In Arkansas' 7-6 win vs. No. 22 Louisiana on Feb. 18, Deifel became the program's all-time wins leader after surpassing Carrie Dever-Boaz's (1997-2004) 244 wins at helm. Under Deifel's leadership, two Razorbacks received NFCA All-America recognition in 2023 - Rylin Hedgecock (NFCA First-Team All-America) and Chenise Delce (NFCA Second-Team All-America). Delce became the program's first two-time NFCA All-American pitcher after collecting the honor in 2022. Six Hogs claimed NFCA All-Region status - Chenise Delce, Cyllie Halvorson, Reagan Johnson and Rylin Hedgecock were named to the All-South Region First Team, Raigan Kramer was tabbed to the second team and Lauren Camenzind was selected to the third team. Delce had another breakout season in the circle, posting a 21-11 record and 2.02 ERA with 193 strikeouts, 17 complete games, six solo shutouts and four saves while limiting opponents to a .200 batting average. The 2022 SEC Pitcher of the Year, Delce picked up where she left off in 2023. The Oklahoma City product charted the fourth-most strikeouts (193) and saves by an SEC pitcher this year. She also filed the third-most wins by a league pitcher. Illustrating why she's a force in the circle, 11 of her victories came against ranked competition. True freshman Reagan Johnson excelled at the plate and in center field, earning a spot on DI Softball's Freshman All-America team and being honored as a Top 10 Finalist for NFCA/TUCCI's National Freshman of the Year award. Johnson peppered the third-most hits (79) in single-season program history. She also boasted the sixth-highest batting average (.378) along with tying for the seventh-most stolen bases (18) and 10th-most runs scored (47) in single-season program history. Johnson also paced Arkansas with 24 multi-hit outings this season. The Karnes City, Texas, native ranked second in the SEC and eighth nationally in hits. Johnson also shined in center field and compiled a .968 fielding percentage with 86 putouts and four assists on 93 total chances.

In 2022, Deifel guided the Razorbacks to their most successful season in school history, collecting back-to-back SEC regular season titles, headlined by the program's first outright regular season crown, and the program's first SEC Tournament championship after blanking Missouri, 4-0, in Gainesville, Fla., on May 13. Arkansas concluded the season with the most single-season wins in program history and a 48-11 record, marking a program-record .814 win percentage. Arkansas finished SEC play with a 19-5 record, producing the second consecutive 19-win conference season for the Hogs. Against Missouri State on March 3, Deifel became just the second head coach

in program history to reach 200 career wins. The Hogs made their 11th NCAA Tournament appearance, earning the program's highest overall seed (No. 4) and hosted their second straight Super Regional. The Razorbacks hosted the highest attended Regional and Super Regional in the NCAA in 2022. The Razorbacks tabbed an SEC-best 12 all-conference honors and a school-record five NFCA All-American nods to round out yet another enormous postseason awards haul. Arkansas became the first SEC program since 2006 to have four first team all-Americans. Danielle Gibson (first team) became the program's first two-time NFCA All-American while KB Sides (first team), Linnie Malkin (first team), Hannah Gammill (first team) and Chenise Delce (second team) earned their first All-American honors. For the first time in program history, all

DEIFEL YEAR-BY-YEAR

Year	School	Overall	Conf.	Postseason
2015	Maryland	27-27	9-14	--
2016	Arkansas	17-39	1-23	--
2017	Arkansas	31-24	7-17	NCAA Regional
2018	Arkansas	42-17	12-12	NCAA Super Regional
2019	Arkansas	38-20	12-12	NCAA Regional
2020	Arkansas	19-6	1-2	--
2021	Arkansas	43-11	19-5	NCAA Super Regional
2022	Arkansas	48-11	19-5	NCAA Super Regional
2023	Arkansas	40-19	14-10	NCAA Regional
2024	Arkansas	37-18	14-10	NCAA Regional
2025	Arkansas	44-14	14-10	NCAA Regional
10 seasons		386-206	122-119	8 appearances
At Arkansas		359-179	112-105	8 appearances

eight NFCA All-Region nominees secured spots on All-South Region teams. Deifel was named SEC Coach of the Year for the second straight season while KB Sides became the program's its first-ever SEC Player of the Year honor and Chenise Delce earned the Hogs' second consecutive SEC Pitcher of the Year accolade after Mary Haff collected the award in 2021. Arkansas tabbed a league-best 12 all-conference honors and eight NFCA All-Region distinctions to round out an enormous postseason awards haul. The 2022 coaching staff was named the NFCA's South Region Staff of the Year for the second straight season.

Deifel, the SEC Coach of the Year, directed the most successful year in program history in 2021 by claiming the school's first SEC regular season title and hosting NCAA Tournament Super Regionals for the first time. The team finished 43-11 (19-5 SEC), producing a then-school record .796 win percentage. The Hogs earned a No. 6 national ranking, the highest in program history, and captured the No. 6 national seed in the NCAA Tournament. Arkansas began conference play winning 12 straight games, notching the fifth-best league-only start in SEC history. A 19-game winning streak in non-conference action also set a school record. The Razorbacks received many postseason superlatives as infielders Braxton Burnside and Danielle Gibson, and pitcher Mary Haff were named NFCA All-Americans. Haff also took home the school's first SEC Pitcher of the Year award. Offensively, the Razorbacks shattered the school's single-season home run record, mashing 95 long balls with Burnside setting the individual single-season program mark hitting 25. Deifel's 216 wins in Fayetteville rank second among all coaches in program history. The NFCA named the 2021 coaching staff the South Region's Staff of the Year.



COURTNEY DEIFEL

HEAD COACH
8 NCAA Tournament Appearances
SEC Champions (2021, 2022)
SEC Tournament Champions (2022)

Deifel guided the Razorbacks to a 19-6 (1-2 SEC) record in the COVID-19 shortened 2020 campaign. In the only league series of the season, the Razorbacks earned a 1-0 conference-opening victory, their first road win over Alabama since 2000. Arkansas remained in the national polls throughout the year and climbed from a preseason No. 24 ranking to the No. 19 slot in the final release of the NFCA Coaches' Poll. Junior catcher Kayla Green was honored with SEC Player of the Week recognition for the first time in her career and freshman pitcher Jenna Bloom emerged as one of the rising stars in the league, leading all freshmen in the nation striking out 10.9 hitters per seven innings.

Deifel led the Razorbacks to their third consecutive post-season appearance in 2019, earning an at-large bid to the Stillwater Regional. The Hogs finished the season 38-20 and 12-12 in SEC play. It marks the first time since 1999-00 that the Razorbacks finished the season .500 or better in conference play in back-to-back seasons. The Razorbacks garnered their highest in-season ranking during weeks one and two, coming in at 12th and 11th in the NFCA and ESPN polls respectively.

Arkansas saw two players named to the All-SEC teams, pitcher Autumn Storms was named second team and outfielder Hannah McEwen garnered first-team recognition. McEwen's first-team selection was the first for Arkansas since 2012 and only the second in program history. In year four under Coach Deifel, the Razorbacks also earned two SEC Player of the Week awards, three SEC Pitcher of the Week awards, and one USA Softball Co-Player of the Week. A record five Razorbacks were named to the NFCA All-Region teams, with Storms garnering the first, first-team selection of her career. Storms went on to be named NFCA Second Team All-American as a pitcher, the first Razorback since 2010.

Year four with Coach Deifel and the Razorback staff saw growth in all aspects as the game, including a team .288 batting average, which ranks second-highest in program record book. In fact, four of the top seven team batting averages in program history come from the Deifel era.

In the 2018 campaign, Arkansas wrapped up the year with a 42-17 (12-12 SEC) record, the third most wins in program history; and the most victories since 2000. The team earned a national seed (13) in the NCAA Tournament for the first time in program history and went 3-0 defeating DePaul and Wichita State twice to earn the Fayetteville Regional Championship on its home field. The Hogs made their first ever NCAA Super Regional appearance but fell to eventual national semifinalist, Oklahoma, in Norman. Arkansas finished 17th in the final NCAA RPI report and the coaching staff earned 2018 NFCA Division I South Region Staff of the Year.

Just two seasons removed from a one-win conference tally, Deifel guided the Razorbacks to a 12-12 mark in SEC play. As the No. 7 seed at SEC Tournament, the program made its first semifinal appearance since 2001. The Razorbacks finished the season with a 27-2 record on their home field, establishing a new program record for home wins in a single season. Part of Arkansas' home triumphs included the program's first three-game sweep of a ranked team (No. 20 Mississippi State) and its first-ever series win over Alabama.

Deifel piloted the 2017 Razorbacks to a 31-24 record and the program's first NCAA Tournament appearance since 2013. The Razorbacks improved their win total by 17 games from the previous season, marking the largest increase in the country among Power 5 programs. Arkansas also tallied seven wins in

SEC play, equaling the combined total from the previous three seasons. In recognition of the team's performance, Deifel was named the 2017 D1SoftballNews Coach of the Year.

From year one to two under Deifel, Arkansas' pitching staff lowered its combined ERA by more than four runs (6.98 to 2.82) and added more than 20 points to its batting average (.260 to .284). The Razorbacks also led the SEC and tied for 17th in the NCAA with 59 home runs. During the year, Arkansas earned its first national ranking since 2013 when it was slotted at No. 24 in the March 7 release ESPN/USA Softball poll.

Individually, Deifel saw two Razorbacks earn NFCA All-South Region accolades with Nicole Schroeder and Autumn Storms earning second-team and third-team honors, respectively. Storms was also named to the SEC All-Freshman Team while A.J. Belans was voted to the All-SEC Second Team. Schroeder went on to be drafted by the Akron Racers as the program's second NPF selection.

Deifel's first win over a ranked team at Arkansas came during the 2016 season when the Razorbacks knocked off No. 23 Nebraska, 11-10, during the Easton Tournament in Fullerton, Calif.; the team added five ranked wins in 2017. The 2016 campaign also saw newcomer Ashley Diaz make an immediate impact as a member of the NFCA All-South Region Second Team and garnered NFCA National Freshman of the Year Top 25 Watch List recognition.

During her playing and coaching careers prior to coming to Arkansas, Deifel advanced to 11 NCAA Tournaments including a four-year run to the Women's College World Series (WCWS) as an All-American catcher at California that was highlighted by winning the 2002 national title. The Bears also finished second (2003), fifth (2001) and seventh (2000) at the WCWS over her four-year run. Her postseason successes also featured a pair of Super Regionals as a graduate assistant at Oklahoma and five NCAA Regionals as an assistant at Maryland and Louisville.

As a first-year head coach, Deifel ushered in a culture of change for Maryland in 2015. Along with the program's 16-game improvement from the previous season, the Terrapins' offense show tremendous growth. Maryland finished 27th in the NCAA with 6.28 runs per game behind 339 runs scored, up more than 150 runs from 2014. Deifel also led her team to a .309 batting average, a 40-point jump from 2014 which also ranked 57th in the NCAA.

Individually, Deifel guided three players to all-conference accolades and a pair of NFCA all-region honors. Lindsey Schmeister was an All-Big Ten first team performer while Shannon Bustillos and Erin Pronobis landed on the All-Big Ten second team. Probonis and Corey Schwartz were also named to the NFCA All-Midwest Region Third Team. Under Deifel's watch, the trio helped Maryland to single-season school records in doubles, home runs, RBI and walks.

Prior to taking the head job at Maryland, Deifel spent four seasons as an assistant coach at Louisville in which she helped the Cardinals to four NCAA appearances, the 2014 American Athletic Conference Tournament title and an overall record of 176-60 (.746). Louisville averaged 44 wins in that time with a program-record 55 wins in 2012. Her student-athletes at Louisville racked up four NFCA All-America certificates and 29 all-conference selections.

She also spent two seasons as a graduate assistant at Oklahoma where she was a member of a staff that guided the 2008 Sooners to a 47-14 record and a Super Regional appearance.

As a player, Deifel was the starting catcher for California from 2000-03 and led the Golden Bears to four Women's College World Series appearances including a national championship run in 2002 and national runner-up showing in 2003. She appeared in 285 games missing just three behind the plate over her four seasons. As a four-year starter behind the plate, she was a 2003 All-American, two-time All-Pac 10 selection and caught seven no-hitters. She is still the program's career leader with 1,969 putouts.

Aside from her accomplishments in collegiate softball, Deifel had a successful professional career following her days at Cal. In 2004, she helped the NY/NJ Juggernaut to the National Professional Fastpitch (NPF) league title. Deifel also spent three years with LeoPalace21 in Japan that resulted in a runner-up showing and a pair of third-place finishes.

She graduated from California in 2003 with a bachelor of arts in American Business and Globalism and American Studies. Deifel earned her master's of arts in Human Relations from Oklahoma in 2008.

Deifel's sister, Amanda Scott, was recently the head softball coach at Missouri-St. Louis (2017-22) and won a Women's College World Series title at Fresno State in 1998.

Deifel and her husband Joe are the parents of two sons, Trip and Walt. The family resides in Fayetteville.



Courtney Deifel was hired as the fourth head coach in program history on June 11, 2015.

ALL-TIME SERIES UNDER DEIFEL *ARKANSAS ONLY				
Opponent	Series	H	A	N
Alabama	8-12	5-4	3-6	0-2
Arkansas-Pine Bluff	1-0	1-0		
Arizona	3-5	2-4	1-1	
Army	0-1			0-1
Auburn	12-6	6-3	6-3	
Baylor	3-1	0-1		3-0
Binghamton	1-0			1-0
Boston U	4-0	4-0		
Bradley	4-0			4-0
BYU	0-1			0-1
Buffalo	1-0	1-0		
Cal State Fullerton	1-1		0-1	1-0
CSUN	1-0			1-0
Campbell	2-0			2-0
Central Arkansas	7-2	3-1	4-1	
Central Connecticut	2-0	2-0		
Central Michigan	1-0			1-0
Colorado State	2-0	2-0		
Dartmouth	2-0	2-0		
Delaware	1-0			1-0
DePaul	1-0	1-0		
Drake	6-2	6-2		
Duke	0-1			0-1
Florida	8-10	2-4	5-6	1-0
Florida State	0-2	0-1		0-1
Florida A&M	2-0			2-0
FAU	2-1	1-0	1-1	
FGCU	1-0		1-0	
Fordham	1-0			1-0
Furman	4-0	3-0		1-0
George Washington	1-0			1-0
Georgia	9-9	3-4	5-4	1-1
Grand Canyon	1-1			1-1
Harvard	1-0	1-0		
Illinois	3-1	3-1		
Illinois State	2-0	2-0		
Indiana	1-0			1-0
Iowa	2-0	2-0		
IUPUI	3-0	3-0		
Iowa State	3-0	3-0		
Jackson State	1-0		1-0	
Kansas	4-0	3-0	1-0	
Kansas City	5-1	4-1	1-0	
Kennesaw State	2-0	2-0		
Kent State	2-0	2-0		
Kentucky	10-9	7-5	2-4	1-0
Lamar	2-0	2-0		
Lehigh	1-0			1-0
Liberty	1-1	0-1	1-0	
Lipscomb	2-0			2-0
Long Beach State	2-0			2-0
Longwood	1-0	1-0		
Louisville	2-1	2-1		
Louisiana	1-0			1-0
Louisiana Tech	1-0			1-0
Loyola Marymount	3-0			3-0
LSU	10-11	6-6	4-5	
Manhattan	2-0	1-0		1-0
Marist	3-0	2-0		1-0
Marshall	1-0			1-0
Maryland	1-0			1-0
McNeese	3-2		3-1	0-1
Memphis	2-0			2-0
Michigan State	1-0			1-0
Mississippi State	11-3	7-2	4-2	
Missouri	9-8	5-4	3-3	1-1
Missouri State	6-1	5-1	1-0	
Montana	0-1	0-1		
Nebraska	4-0	1-0		3-0
Nevada	1-0	1-0		
New Mexico	2-0			2-0
New Mexico State	1-0		1-0	
North Carolina	0-1			0-1
North Dakota State	4-1	2-0		2-1
North Florida	1-0		1-0	
North Texas	4-0	2-0	2-0	
North Carolina	0-3			0-3
Northern Colorado	5-1	4-0		1-1
Northern Iowa	3-1	3-1		
Northwestern State	3-0	3-0		
Notre Dame	2-1	1-0	1-1	
Ohio	1-0			1-0
Oregon	2-2	2-2		
Oklahoma	0-9	0-4	0-4	0-1
Oklahoma State	3-3	2-2	1-0	0-1
Ole Miss	13-11	8-3	4-8	1-0
Omaha	6-0	4-0		2-0
Penn State	0-1			0-1

ALL-TIME SERIES UNDER DEIFEL *ARKANSAS ONLY				
Opponent	Series	H	A	N
Princeton	1-0	1-0		
Rutgers	3-0			3-0
Sacramento State	1-0			1-0
Samford	1-0			1-0
San Diego	2-0			2-0
SIUE	2-0	2-0		
South Alabama	1-1	1-1		
South Carolina	14-8	5-4	6-3	0-1
South Dakota State	3-1	3-1		
Southeast Missouri	10-1	8-1	2-0	
Southern Utah	1-0			1-0
Southern Miss	2-0			2-0
Saint Francis (Pa.)	2-0	2-0		
Saint Louis	4-0	4-0		
Stanford	1-0	1-0		
Tennessee	11-9	4-2	6-6	1-1
Texas	1-4		0-2	1-2
Texas State	1-0		1-0	
Texas A&M	7-11	2-4	5-7	
Texas A&M-CC	2-0	2-0		
Texas A&M-Commerce	2-0	1-0	1-0	
Texas Tech	2-0	2-0		
Tulsa	2-5	1-2	1-1	0-2
UAB	3-0	3-0		
UCLA	0-1	0-0	0-0	0-1
UConn	1-0			1-0
UIC	1-0			1-0
ULM	2-0			2-0
UMass Lowell	2-0			2-0
UNLV	1-1		1-0	0-1
Utah	1-0			1-0
UT Arlington	7-1	4-0	3-1	
UTEP	1-0			1-0
Villanova	3-1	2-1		1-0
Washington	0-3			0-3
Weber State	3-0			3-0
Western Illinois	1-0	1-0		
Western Kentucky	2-0		2-0	
Wichita State	6-3	6-1	0-2	
Wright State	2-0	2-0		

TOP 25 WINS UNDER DEIFEL				
Date	Opponent	Result	Score	Site
3/19/16	vs. #23 Nebraska	W	11-10	N
3/17/17	#14 Tennessee	W	4-3	H
3/18/17	#14 Tennessee	W	2-1	H
4/8/17	at #24 Missouri	W	6-5	A
4/9/17	at #24 Missouri	W	4-2	A
4/16/17	#5 Texas A&M	W	4-3	H
2/17/18	vs. #21 Utah	W	4-2	N
3/30/18	#20 Mississippi State	W	3-2	H
3/31/18	#20 Mississippi State	W	6-0	H
4/1/18	#20 Mississippi State	W	8-2	H
4/8/18	at #12 South Carolina	W	4-0	A
4/14/18	#15 Alabama	W	3-0	H
4/15/18	#15 Alabama	W	6-3	H
4/21/18	at #11 Auburn	W	4-2	A
5/9/18	vs. #19 Kentucky	W	3-1	N
5/10/18	vs. #8 Georgia	W	8-3	N
3/15/19	#16 South Carolina	W	3-2	H
3/16/19	#16 South Carolina	W	7-4	H
3/23/19	at #5 Tennessee	W	1-0	A
3/29/19	#18 Kentucky	W	1-0	H
3/31/19	#18 Kentucky	W	3-2	H
4/18/19	#9 LSU	W	8-5	H
4/19/19	#9 LSU	W	11-1 (5)	H
5/3/19	#23 Auburn	W	1-0	H
5/4/19	#23 Auburn	W	7-1	H
5/5/19	#23 Auburn	W	5-2	H
3/6/20	at #9 Alabama	W	1-0	A
2/21/21	vs. #21 Baylor	W	7-2	N
3/12/21	at #20 South Carolina	W	4-1	A
3/13/21	at #20 South Carolina	W	7-5 (10)	A
3/14/21	at #20 South Carolina	W	3-2	A
4/10/21	#4 Alabama	W	4-0	H
4/16/21	at #20 Georgia	W	10-3	A
4/17/21	at #20 Georgia	W	5-2	A
4/18/21	at #20 Georgia	W	5-2	A
5/1/21	at #16 LSU	W	1-0	A
5/3/21	at #16 LSU	W	4-1	A
3/18/22	at #10 Tennessee	W	4-3	A
3/19/22	at #10 Tennessee	W	9-6	A
4/8/22	#21 Auburn	W	7-4	H
4/9/22	#21 Auburn	W	4-3	H
4/10/22	#21 Auburn	W	17-4 (5)	H
4/15/22	#15 Kentucky	W	2-1	H
4/17/22	#15 Kentucky	W	8-0 (6)	H
4/22/22	at #14 Florida	W	9-1 (6)	A
4/23/22	at #14 Florida	W	5-4	A
4/24/22	at #14 Florida	W	2-0	A
5/13/22	at #14 Florida	W	4-1	A
5/14/22	vs. #16 Missouri	W	4-0	N
5/21/22	#24 Oregon	W	6-2	H
5/22/22	#24 Oregon	W	9-3	H
5/26/22	#18 Texas	W	7-1	H
2/18/23	vs. #22 Louisiana	W	7-6	N
2/23/23	#19 Arizona	W	3-2	H
2/24/23	#19 Arizona	W	2-1	H
3/19/23	at #13 Alabama	W	5-3	A
3/20/23	at #13 Alabama	W	2-1 (10)	A
3/24/23	#10 Florida	W	6-2	H
3/26/23	#10 Florida	W	14-1 (5)	H
4/8/23	#10 Georgia	W	4-3	H
4/22/23	at #20 Kentucky	W	8-1	A
4/22/23	at #20 Kentucky	W	14-6 (5)	A
4/30/23	#3 Tennessee	W	6-4	H
5/1/23	#3 Tennessee	W	2-0	H
3/23/24	#20 Mississippi State	W	3-0	H
3/30/24	at #3 Georgia	W	3-2	A
4/1/24	at #3 Georgia	W	8-2	A
4/5/24	#11 Missouri	W	5-2	H
4/7/24	#11 Missouri	W	4-1	H
4/12/24	at #25 South Carolina	W	4-3	A
4/14/24	at #25 South Carolina	W	3-0	A
4/19/24	#15 Alabama	W	1-0 (9)	H
4/21/24	#15 Alabama	W	8-0 (5)	H
4/26/24	at #7 LSU	W	2-1	A
4/27/24	at #7 LSU	W	4-1	A
3/9/25	at #25 Ole Miss	W	20-3 (5)	A
3/22/25	at #7 Tennessee	W	6-3 (8)	A
3/22/25	at #7 Tennessee	W	9-0	A
4/4/25	at #2 Florida	W	4-1	A
4/6/25	at #2 Florida	W	9-5	A
4/11/25	#10 South Carolina	W	10-2 (6)	H
4/13/25	#10 South Carolina	W	5-4	H
4/26/25	#1 Texas A&M	W	7-5	H
4/27/25	#1 Texas A&M	W	7-4	H
5/1/25	#10 LSU	W	12-9	H
5/3/25	#10 LSU	W	6-0	H
5/8/25	#5 Tennessee	W	6-1	N
5/17/25	#23 Oklahoma State	W	6-5 (11)	H
5/18/25	#23 Oklahoma State	W	12-0	H
5/24/25	#21 Ole Miss	W	4-0	H

MISC. HITTING RECORDS

4+ Hit Games

No.	Player	Opponent	Date
5	Danielle Gibson	Furman	4/13/19
5	Macy Burr	Texas Southern	2/25/11
5	Whitney Cloer	Kentucky	3/31/07
4	Atalyia Rijo	Oklahoma State	5/18/25
4	Atalyia Rijo	Oklahoma State	5/17/25
4	Ella McDowell	Florida	4/5/25
4	Reagan Johnson	Ohio	2/9/24
4	Reagan Johnson	Kentucky	4/22/23
4	Reagan Johnson	Iowa St.	3/2/23
4	KB Sides	Lehigh	3/11/22
4	Danielle Gibson	Alabama	3/6/20
4	Braxton Burnside	Furman	2/15/20
4	Sydney Parr	Nebraska	2/9/20
4	Hannah McEwen	LSU	4/19/19
4	Hannah McEwen	Nevada	3/1/19
4	Danielle Gibson	SIUE	3/23/19
4	Katie Warrick	Iowa St.	3/16/18
4	Stephanie Canfield	Florida A&M	2/24/17
4	Autumn Buczek	Central Mich.	2/21/16
4	Devon Wallace	Southeast Mo. St.	3/1/15
4	Stephanie Canfield	Virginia	2/21/15
4	Kasey Fagan	Butler	2/13/14
4	Sierra Bronkey	Saint Louis	2/24/13
4	Stephanie Canfield	Murray St.	2/23/13
4	Devon Wallace	Alabama	4/27/12
4	Katie Harrison	Belmont	2/10/12
4	Kayla Johnson	Mississippi St.	3/18/09
4	Jessica Bachkora	UAB	2/8/08
4	Miranda Dixon	ULM	3/4/07
4	Lauren Hendrix	vs. Houston	2/9/01
4	Dana Gulick	at Kentucky	4/24/98

Multi-HR Games

No.	Player	Opponent	Date
2	Nicole Schroeder	Louisville	2/14/15
2	Parker Pockington	Butler	2/13/14
2	Clarisa Navarro	UMKC	3/27/13
2	Devon Wallace	Alabama	4/28/12
2	Jennifer Rambo	Kentucky	4/11/12
2	Devon Wallace	Kentucky	4/11/12
2	Becca Carden	Ole Miss	3/23/12
2	Lane McGuirt	Tennessee	4/14/10
2	Sandra Smith	Kentucky	3/21/10
2	Jessica Bachkora	SIUE	3/14/10
2	Jessica Bachkora	Missouri St.	2/20/10
2	Sandra Smith	Sam Houston St.	2/19/10
2	Whitney Cloer	Oklahoma	5/16/09
2	Miranda Dixon	Oklahoma	4/8/09
2	Sandra Smith	Auburn	4/5/09
2	Whitney Cloer	Kentucky	3/21/09
2	Dayna Huckabee	Kentucky	4/13/07
2	Whitney Cloer	Nebraska	3/18/07
2	Miranda Dixon	ULM	3/4/07
2	Cortney Mitchell	at Coastal Carolina	3/11/02

Home Run Cycles

Name: Danielle Gibson (solo, two-run home run, three-run home run, grand slam)

Opponent: SIU-Edwardsville

Date: 2/23/19

Result: W, 15-3 (4)

Multi-HR Games

No.	Player	Opponent	Date
4	Danielle Gibson	SIUE	2/28/22
3	Rylin Hedgecock	Kentucky	3/3/23
2	Bri Ellis	Texas A&M	4/26/25
2	Bri Ellis	Oklahoma	3/16/25
2	Bri Ellis	Southern Miss	2/15/25
2	Courtney Day	Bradley	2/8/25
2	Hannah Gammill	Georgia	4/1/24
2	Kennedy Miller	Auburn	3/16/24
2	Kennedy Miller	FAU	3/1/24
2	Cylie Halvorson	UT-Arlington	2/23/24
2	Bri Ellis	Long Beach St.	2/16/24
2	Kacie Hoffman	Mississippi St.	3/31/23
2	Rylin Hedgecock	Florida	3/26/23
2	Hannah Gammill	Florida	3/24/23
2	Rylin Hedgecock	A&M-Corpus Christi	3/3/23
2	Taylor Ellsworth	South Carolina	5/1/22
2	Linnie Malkin	South Carolina	4/30/22
2	KB Sides	Kentucky	4/17/22
2	Linnie Malkin	Southeast Mo. St.	4/12/22
2	Taylor Ellsworth	Auburn	4/10/22
2	Linnie Malkin	Auburn	4/8/22
2	Danielle Gibson	Ole Miss	4/3/22
2	Danielle Gibson	Western Ky.	3/21/22
2	Danielle Gibson	Tennessee	3/19/22
2	Taylor Ellsworth	Lehigh	3/11/22
2	Hannah Gammill	Maryland	3/11/22
2	Linnie Malkin	Central Ark.	4/21/21
2	Kayla Green	Alabama	4/10/21
2	Kayla Green	Missouri St.	4/6/21
2	Braxton Burnside	South Carolina	3/13/21
2	Danielle Gibson	Northwestern St.	3/6/21
2	Danielle Gibson	Northwestern St.	3/5/21
2	Braxton Burnside	Texas Tech	2/28/21
2	Braxton Burnside	Southeast Mo. St.	2/26/21
2	Linnie Malkin	McNeese	2/20/21
2	Braxton Burnside	Oklahoma St.	2/11/21
2	Ashley Diaz	UT Arlington	3/26/19
2	Hannah McEwen	Saint Louis	4/10/18
2	Katie Warrick	Iowa St.	3/16/18
2	Braxton Burnside	Grand Canyon	2/17/17
2	A.J. Belans	Missouri	4/9/17
2	Nicole Schroeder	Oklahoma St.	3/1/17
2	Tori Cooper	San Diego	2/19/17
2	Nicole Schroeder	Loyola Marymount	2/17/17
2	Nicole Schroeder	UMass Lowell	2/11/17



MISC. PITCHING RECORDS

No.	Pitcher	Opponent	Date	Total by Pitcher	No.	Name	Years
16	Robyn Herron	at Tennessee	3/22/25	16	Mary Haff	2018-22	
16	Mary Haff	Furman	4/13/19	14	Katy Henry	2005-08	
16	Heather Schlichtman	Marshall	4/9/04	10	Robyn Herron	2024-Present	
15	Heather Schlichtman	vs Wichita State	3/3/01	8	Heather Schlichtman	2001-04	
15	Heather Schlichtman	vs Auburn	3/13/04	8	Chenise Delce	2022-2023	
15	Katy Henry	ULM	2/25/05	7	Kimmy Beasley	2012-14	
15	Katy Henry	vs UTSA	2/16/07	5	Miranda Dixon	2007-10	
15	Kimmy Beasley	Auburn	5/3/13	5	Hope McLemore	2010-13	
15	Mary Haff	at Tennessee	3/23/19	4	Rachel Talley	1999-02	
14	Mary Haff	Maryland	3/11/22	3	Autumn Storms	2017-21	
14	Heather Schlichtman	vs Appalachian State	2/7/04	2	Chelsea Cohen	2010-13	
14	Heather Schlichtman	Mississippi Valley State	2/29/04	1	Jenna Bloom	2020-22	
14	Heather Schlichtman	at Kentucky	4/24/04	1	Kim Jones	2008-11	
14	Katy Henry	Kansas City	2/23/07	1	Tammy Kincaid	1997-2000	
14	Robyn Herron	Drake	2/24/23	1	Grace Moll	2014-17	
13	Rachel Talley	vs Virginia Tech	2/18/01	1	Morgan Leinstock	2024	
13	Heather Schlichtman	Oklahoma City	4/23/02	1	Reis Beuerlein	2025	
13	Katy Henry	Centenary	3/5/06				
13	Chelsea Cohen	Saint Louis	2/24/13				
13	Mary Haff	at Saint Louis	4/10/18				
13	Mary Haff	vs Lipscomb	2/10/19				
13	Autumn Storms	Southeast Missouri	2/21/19				
12	Tammy Kincaid	Alabama	3/21/99				
12	Rachel Talley	at Auburn	4/9/99				
12	Heather Schlichtman	at FIU	3/2/01				
12	Rachel Talley	vs FAU	3/3/01				
12	Rachel Talley	vs Utah	2/16/02				
12	Katy Henry	vs Virginia	2/9/07				
12	Katy Henry	Creighton	2/24/08				
12	Miranda Dixon	ULM	4/2/08				
12	Hope McLemore	Louisiana Tech	3/13/10				
12	Kim Jones	vs. Rhode Island	2/13/11				
12	Kimmy Beasley	LSU	4/6/13				
12	Kimmy Beasley	at Missouri	4/13/13				
12	Mary Haff	vs Fordham	2/19/18				
12	Mary Haff	Northern Colorado	3/2/18				
12	Mary Haff	Dartmouth	3/3/18				
12	Mary Haff	Omaha	2/28/19				
12	Mary Haff	Boston U	3/2/19				
12	Mary Haff	vs. UIC	2/15/20				
12	Robyn Herron	Indiana	2/18/23				
12	Chenise Delce	Arizona	2/23/23				
12	Robyn Herron	Iowa State	3/2/23				
12	Chenise Delce	UAB	4/14/23				
11	Robyn Herron	ULM	2/16/25				
11	Katy Henry	Northwestern State	3/4/06				
11	Kimmy Beasley	LSU	4/7/13				
11	Kimmy Beasley	Kentucky	4/19/13				
11	Grace Moll	at Southeast Missouri	4/6/16				
11	Autumn Storms	Boston U	3/2/19				
11	Mary Haff	at Central Arkansas	3/9/21				
11	Mary Haff	at Tennessee	3/18/22				
11	Chenise Delce	North Texas	3/3/23				
11	Robyn Herron	Illinois State	2/24/24				
10	Katy Henry	at Ole Miss	3/21/06				
10	Katy Henry	at Florida	3/25/06				
10	Katy Henry	Kansas	4/5/06				
10	Miranda Dixon	at Texas A&M	2/16/07				
10	Katy Henry	Northern Iowa	3/3/07				
10	Katy Henry	at Kansas	4/3/07				
10	Miranda Dixon	at South Carolina	3/3/08				
10	Katy Henry	ULM	4/2/08				
10	Katy Henry	at Kentucky	4/12/08				
10	Miranda Dixon	vs Cleveland State	3/7/09				
10	Miranda Dixon	at Ole Miss	3/29/09				
10	Hope McLemore	vs Iowa	2/12/10				
10	Hope McLemore	Drake	3/6/10				
10	Hope McLemore	at Georgia	4/2/10				
10	Chelsea Cohen	ULM	2/22/13				
10	Kimmy Beasley	Jacksonville State	3/2/13				
10	Hope McLemore	Kentucky	4/20/13				
10	Kimmy Beasley	Butler	2/13/14				
10	Jenna Bloom	Kansas	3/10/20				
10	Mary Haff	North Dakota State	2/25/21				
10	Mary Haff	at South Carolina	3/12/21				
10	Autumn Storms	Alabama	4/10/21				
10	Chenise Delce	Louisville	2/28/22				
10	Chenise Delce	Missouri State	3/3/22				
10	Chenise Delce	Kennesaw State	3/5/22				
10	Chenise Delce	UCA	3/6/23				
10	Mary Haff	at Ole Miss	4/2/22				
10	Robyn Herron	Texas A&M Commerce	4/18/23				
10	Chenise Delce	Alabama	5/11/23				
10	Robyn Herron	vs. Penn State	2/10/24				
10	Robyn Herron	Northern Iowa	3/10/24				
10	Morgan Leinstock	at Auburn	3/16/24				
10	Reis Beuerlein	Illinois	2/28/25				

No-Hitters

Pitchers	Opponent	Result	Date
Tammy Kincaid / Rachel Talley	CSUN	W, 1-0	2/20/00
Jennifer Bottoms	Ohio State	W, 2-0	3/4/00
Heather Schlichtman	Boston College	W, 4-0	2/16/02
Heather Schlichtman	Auburn	W, 4-0	3/23/02
Heather Schlichtman	UNLV	W, 1-0	2/21/04
Katy Henry	Centenary	W, 1-0	4/5/06
Kimmy Beasley	Savannah State	W, 10-0 (6)	3/19/13
Hope McLemore / Chelsea Cohen	Kentucky	W, 4-0	4/20/13
Grace Moll	Eastern Michigan	W, 13-0 (5)	2/21/14
Mary Haff	Northern Colorado	W, 9-0 (6)	3/2/18
Autumn Storms	Central Connecticut State	W, 7-0	3/3/18
Mary Haff	Texas Tech	W, 9-0 (5)	2/26/21
Mary Haff	Maryland	W, 6-0	3/11/22
Robyn Herron	Illinois State	W, 7-0	2/24/24
Robyn Herron	ULM	W, 10-0 (5)	2/16/25
Reis Beuerlein	Colorado State	W, 8-0 (5)	4/18/25
Payton Burnham	SLU	W, 10-0 (5)	5/16/25

Perfect Games

Pitchers	Opponent	Result	Date
Mary Haff	Maryland	W, 6-0	3/11/22
Robyn Herron	Illinois State	W, 7-0	2/24/24
Reis Beuerlein	Colorado State	W, 8-0 (5)	4/18/25



THE LAST TIME

ARKANSAS - TEAM

Defeated a ranked opponent.....	def. #23 Oklahoma State, 12-0 (May 18, 2025)
Defeated a Top 10 ranked opponent.....	def. #5 Tennessee, 6-1 (May 8, 2025)
Highest ranked team defeated.....	def. #1 Texas A&M, 7-4 (April 26, 2025)
Won 10 or more consecutive games.....	14 (Feb. 6 - Feb. 22, 2025)
Longest conference win streak.....	12 (March 12, 2021-April 3, 2022)
Won 5 or more consecutive conference home games.....	7 (March 20-April 22, 2023)
Won 5 or more consecutive road games.....	7 (March 20-April 22, 2023)
Won in Extra Innings.....	def. #23 Oklahoma State, 6-5 (8 inn.) (May 17, 2025)
Lost in Extra Innings.....	10-7 (9) at #2 Florida (April 5, 2025)
Played at least 10 Innings.....	(10) W, 2-1 vs. Alabama (March 20, 2023)
Played at least 11 Innings.....	(11) W, 4-3 vs. Drake (Feb. 24, 2023)
Played at least 12 Innings.....	(14) W, 6-4 at McNeese (Feb. 20, 2021)
Played at least 13 Innings.....	(14) W, 6-4 at McNeese (Feb. 20, 2021)
Played 14 or more Innings.....	(14) W, 6-4 at McNeese (Feb. 20, 2021)
Lost 5 or more consecutive games.....	5 (May 6-20, 2017)
Lost 5 or more consecutive conference games.....	6 (Mar. 24-April 2, 2017)
Scored 10 or more runs in a game.....	12 vs. #23 Oklahoma State, 12-0 (May 18, 2025)
Scored 10 or more runs in three straight games.....	LA Tech Classic (Feb. 15-16, 2025)
Scored 10 or more runs in four straight games.....	Wooo Pig Classic (Feb. 28-March 2, 2025)
Scored 15 or more runs in a game.....	20 vs. #25 Ole Miss (March 9, 2025)
Shut out back-to-back opponents.....	Illinois State, UT-Arlington (Feb. 22-23, 2024)
Shut out three straight opponents.....	Drake, Iowa State, TAMU-CC (Feb. 26-May 2-3, 2023)
Was shutout (extra-inning game).....	2-0 (10) vs. Liberty (March 16, 2021)
Was Shutout (7-inning game).....	7-0 vs. #1 Oklahoma (March 15, 2025)
Was Shutout (6-inning game).....	8-0 (6) vs. Washington (Feb. 11, 2022)
Was Shutout (5-inning game).....	8-0 at #8 Florida (April 6, 2019)
Was Shutout In Fayetteville.....	7-0 vs. #1 Oklahoma (May 15, 2025)
Was No-Hit.....	at #1 Florida (May 16, 2016)
Was No-Hit by SEC Opponent.....	at #1 Florida (May 16, 2016)
Was No-Hit in Fayetteville.....	vs. #9 Georgia (May 3, 2009)
Swept a three-game conference series.....	vs. Kentucky (March 28-30, 2025)
Swept four or more conference series.....	#20 S. Car., Ole Miss, Miss. State, #25 Auburn, #20 UGA (2021)
Swept a three-game home conference series.....	vs. Kentucky (March 28-30, 2025)
Swept a three-game road conference series.....	at Mississippi State (March 31-April 2, 2023)
Swept a non-conference doubleheader.....	vs. Colorado State (April 18, 2025)
Run ruled an opponent.....	12-0 (5) vs. #23 Oklahoma State, 12-0 (May 18, 2025)
Most consecutive run-rule wins in a season.....	7, 2025
Was run-ruled.....	L, 9-1 (6) vs. #25 Ole Miss (March 7, 2025)
Hit back-to-back home runs.....	Kailey Wyckoff and Ella McDowell at Texas State (Feb 6, 2025)
Hit five or more home runs in a game.....	7 vs. Lehigh (March 11, 2022)
Hit four or more home runs in a game.....	4 vs. #10 LSU (May 1, 2025)
Hit three or more home runs in a game.....	3 vs. Colorado State (April 18, 2025)
Homered in five or more consecutive games.....	(March 16-24, 2025)
Had 10 hits in a game.....	14 #23 Oklahoma State, 12-0 (May 18, 2025)
Had 15 or more hits in a game.....	17 vs Lipscomb (Feb. 7, 2025)
Had 10 or more hits in 2 consecutive games (2), vs. Rutgers, Cal State Fullerton (Feb. 20, 2025).	
Had 10 or more hits in 3 consecutive games.....	(3) vs Iowa, Illinois, Missouri St. (Feb. 28-March 2, 2025)
Had five or more doubles in a game.....	5 vs Southern Miss (Feb. 16, 2025)
Had two or more triples in a game.....	2 vs. Lipscomb (Feb. 7, 2025)
Had 10 or more RBI in a game.....	14 vs. Colorado State (April 18, 2025)
Had 20 or more RBI in a game.....	21 vs. Lipscomb (Feb. 7, 2025)
No-hit the opposition, 5 innings.....	vs. ULM (Feb. 16, 2025)
No-hit the opposition, 6 innings.....	vs. Illinois State (Feb. 24, 2024)
No-hit the opposition, 7 innings.....	vs. Illinois State (Feb. 24, 2024)
Recorded 10 or more walks.....	10 vs. Colorado State (April 18, 2025)
Left 10 or more runners on base.....	11 vs. #10 LSU (May 3, 2025)
Allowed 10 or more hits.....	13 vs. #10 LSU (May 3, 2025)
Allowed 10 or more runs.....	13 vs. #10 LSU (May 3, 2025)
Allowed 10 or more earned runs.....	14 vs. Oregon (May 21, 2023)
Allowed 10 or more RBI.....	11 vs. #10 LSU (May 3, 2025)
Allowed five or more doubles.....	5 vs LSU (April 29, 2016)
Allowed three or more home runs.....	6 vs. #1 Oklahoma (May 9, 2025)

OPPONENT-TEAM

Scored 10 or more runs in a game.....	12 vs. #23 Oklahoma State, 12-0 (May 18, 2025)
Scored 15 or more runs in a game.....	15 vs. Mississippi State (March 24, 2024)
Had 10 or more hits in a game.....	14 vs. #23 Oklahoma State, 12-0 (May 18, 2025)
Had 15-19 hits in a game.....	15 vs. Georgia (May, 2017)
Shut out Arkansas (7-inning game).....	7-0 vs. #1 Oklahoma (March 15, 2025)
Shut out Arkansas (5-inning game).....	L, 8-0 at #18 Florida (April 6, 2019)
Shut out Arkansas (extra-inning).....	L, 2-0 (10) vs. Liberty (March 16, 2021)
Shut out Arkansas in consecutive games.....	L, 3-0/8-0 at #8 Florida (April 6, 2019)
Shut out Arkansas in Fayetteville.....	7-0 vs. #1 Oklahoma (March 15, 2025)
Conference opponent S/O Arkansas in Fayetteville.....	7-0 vs. #1 Oklahoma (March 15, 2025)
Conference opponent S/O Arkansas on the road.....	1-0 vs. #7 LSU (April 28, 2024)
Won a non-conference series against Arkansas.....	
Won a conference series in Fayetteville.....	vs. #1 Oklahoma (March 15, 2025)
Swept a three-game non-conference series against Arkansas.....	vs. #1 Oklahoma (March 14-16 2025)
Swept a three-game non-conference series in Fayetteville.....	Texas (March 14-16, 2015)
Swept a three game conference series in Fayetteville.....	vs #1 Oklahoma (March 15-18, 2025)
Swept a three-game conference road series against Arkansas.....	at #8 Florida (April 5-7, 2019)

ARKANSAS-INDIVIDUAL

Hit a grand slam.....	Raigan Kramer vs. #5 Tennessee (May 8, 2025)
Hit a walk-off grand slam.....	Bri Ellis at Georgia (May 7, 2025)
Hit a walk-off home run.....	Atalyia Rijo vs. Missouri State (March 2, 2025)
Hit two home runs in a game.....	2, Bri Ellis at #1 Texas A&M (April 26, 2025)
Hit three home runs in a game.....	Rylin Hedgecock vs. Tennessee (April 22, 2023)
Hit four home runs in a game.....	Danielle Gibson vs SIUE (Feb 23, 2019)
Homered in consecutive games in a conf. series.....	Bri Ellis, Games 1 & 2, at Auburn (March 16, 2024)
Homered in three or more consecutive games.....	(3) Kristina Foreman at the Rebel Kickoff vs. Weber State (twice) and Southern Utah (Feb. 10-11, 2023)
Hit an inside the park home run.....	KB Sides vs Illinois (Feb. 18, 2022)
Hit for the home run cycle.....	Danielle Gibson vs SIUE (Feb 23, 2019)
Had five hits in a game.....	5, Danielle Gibson at South Carolina (March 13, 2021)
Had four hits in a game.....	4, Atalyia Rijo vs. #23 Oklahoma State (May 18, 2025)
Had two doubles in a game.....	2, Kailey Wyckoff, vs. ULM (March 16, 2025)
Had three doubles in a game.....	3, KB Sides vs. Florida (April 22, 2022)
Had four or more RBI in a game.....	4, Karlie Davison vs. #23 Oklahoma State, 12-0 (May 18, 2025))
Had six or more RBI in a game.....	6, Courtney Day vs. Illinois (Feb. 28, 2025)
Had 10 or more RBI in a game.....	(10) Danielle Gibson vs SIUE (Feb 23, 2019)
Walked three or more times in a game.....	(4) Bri Ellis vs. #10 LSU (May 3, 2025)
Stole three bases in a game.....	(3) Reagan Johnson vs. Illinois (March 1, 2025)
Pitched a complete game shutout.....	Payton Burnham, 7.0 IP, vs. #21 Ole Miss (May 24, 2025)
Had 10 or more strikeouts in a game.....	(16) Robyn Herron at #7 Tennessee (March 22, 2025)
Gave up 10 or more hits in a game.....	11, Hannah Camenzind vs. #3 Georgia (March 31, 2024)
Gave up three or more home runs in a game.....	(4) Payton Burnham vs. #1 Oklahoma (May 9, 2025)
Threw a perfect game.....	Reis Beuerlein vs. Colorado State (April 18, 2024)
Threw a 7-inning no hitter.....	Robyn Herron vs. Illinois State (Feb. 24, 2024)
Threw a 5-inning no hitter.....	Payton Burnham vs. Saint Louis (May 16, 2025)

HOGS RECORD WHEN...

2025 BY GAME	Overall 44-14	SEC 14-10
Home	19-7	7-5
Away	12-5	7-5
Neutral	13-2	0-0
Day Games (< 5 pm.)	28-9	8-5
Night Games (> 5 pm.)	16-5	6-5
Ranked Opponents	14-12	10-10
Unranked Opponents	28-0	3-0
BY OPPOSING STARTER		
Left-handed	7-7	1-4
Right-handed	36-7	12-7
BY ARKANSAS STARTER		
5+ inn.	25-3	9-3
Less than 5 inn.	18-11	5-7
BY SCORING/MARGIN		
Scoring first	35-6	10-5
Opp. scores first	9-8	4-5
One-run games	4-2	2-2
Two-run games	4-4	2-2
Three+ run games	36-8	10-6
Shutouts	15-2	2-2
Extra innings	2-1	1-1
0-2 runs	2-5	1-4
3-5 runs	7-3	3-2
6-9 runs	16-4	6-2
10+ runs	17-1	4-1
Out-hit opp.	42-2	13-2
Out-hit by opp.	2-12	1-8
Equal hits	0-0	0-0
Hitting a HR	33-7	10-4
Going homerless	11-4	4-3
Allowing a HR	13-13	10-9
Not allowing a HR	30-1	4-1
Errorless	33-4	11-3
Error committed	10-7	3-5
2+ Errors	1-3	0-3
Opponent Errorless	8-3	4-2
Opponents 1+ Errors	36-9	10-6
BY MONTH/DAY/GAME		
February	16-1	0-0
March	10-6	6-6
April	10-3	6-3
May	8-4	2-1
Monday	1-1	0-1
Tuesday	2-0	0-0
Wednesday	1-0	0-0
Thursday	5-0	1-0
Friday	12-4	3-2
Saturday	11-5	3-3
Sunday	6-3	2-2
Game 1	5-2	5-2
Game 2	4-5	3-5
Game 3	5-3	5-2
Game 4	0-0	0-0
BY TIME ZONE		
Central	33-9	10-7
Eastern	7-2	4-2
Mountain	0-0	0-0
Pacific	4-1	0-0
BY UNIFORM		
White	15-5	5-3
Cardinal	10-5	2-3
Grey	12-2	3-2
LEADING AFTER		
Inn.	1 2 3 4 5 6	
	22-5 28-2 34-3 35-3 25-2 18-1	
TRAILING AFTER		
Inn.	1 2 3 4 5 6	
	6-4 4-5 5-7 4-10 2-11 2-12	
TIED AFTER		
Inn.	1 2 3 4 5 6	
	13-3 9-4 3-2 5-1 2-1 3-1	

STAT LEADERS AND MISCELLANEOUS STATS

2025 MULTI-HIT GAMES						HITTING STREAKS			
Player	2	3	4	5+	TOTAL	Player	Long	Current	Career
Ava Carter	1	-	-	-	1	Reagan Johnson	-	1	10
Kailey Wyckoff	11	4	-	-	15	Kennedy Miller	-	1	6
Bri Ellis	17	2	-	-	19	Atalyia Rijo	-	-	7
Reagan Johnson	21	3	-	-	24	Cam Harrison	-	-	2
Courtney Day	12	-	-	-	12	Karlie Davison	-	-	4
Karlie Davison	11	2	-	-	13	Jayden Ramos	-	-	3
Raigan Kramer	6	2	-	-	8	Ava Carter	-	-	3
Kennedy Miller	8	-	-	-	8	Carlee Ratcliff	-	-	2
Atalyia Rijo	11	-	2	-	13	Ramsey Walker	-	1	1
Ella McDowell	14	4	1	-	19	Tianna Bell	-	2	16
TEAM	113	16	3	0	130	Kailey Wyckoff	-	1	14
						Ella McDowell	-	-	7
						Dakota Kennedy	-	-	13
2025 MULTI-RBI GAMES						REACHED-BASE STREAKS			
Player	2	3	4	5+	TOTAL	Player	Long	Current	Career
Kennedy Miller	6	3	-	-	9	Reagan Johnson	-	1	15
Raigan Kramer	2	-	2	-	4	Kennedy Miller	-	1	12
Bri Ellis	6	7	4	2	19	Atalyia Rijo	-	-	7
Atalyia Rijo	5	1	2	-	8	Cam Harrison	-	-	5
Ella McDowell	9	2	2	1	14	Kasey Wood	-	-	1
Cam Harrison	1	-	-	-	1	Ramsey Walker	-	1	1
Karlie Davison	3	-	1	-	4	Ava Carter	-	-	4
Reagan Johnson	1	-	-	-	1	Carlee Ratcliff	-	-	2
Kailey Wyckoff	9	4	-	1	14	Karlie Davison	-	-	7
Courtney Day	8	8	3	1	20	Jayden Ramos	-	-	2
Jayden Ramos	1	1	-	-	2	Kailey Wyckoff	-	1	24
Ava Carter	-	1	-	-	1	Tianna Bell	-	2	16
TEAM	51	27	14	5	97	Ella McDowell	-	7	15
						Dakota Kennedy	-	-	27
CAREER MULTI-HIT GAMES									
Player	2	3	4	5+	TOTAL				
Reagan Johnson	51	11	3	-	65				
Dakota Kennedy	43	2	9	-	54				
Kailey Wyckoff	29	13	-	-	42				
Tianna Bell	25	6	-	-	31				
Kennedy Miller	21	2	-	-	23				
Karlie Davison	15	5	-	-	20				
Atalyia Rijo	14	2	1	-	17				
Ella McDowell	14	4	1	-	19				
Ava Carter	1	-	-	-	1				
TEAM	213	45	14	0	272				
CAREER MULTI-RBI GAMES									
Player	2	3	4	5+	TOTAL				
Kailey Wyckoff	18	9	2	1	30				
Tianna Bell	19	5	3	-	27				
Dakota Kennedy	11	4	4	2	21				
Karlie Davison	7	2	4	1	13				
Kennedy Miller	9	8	-	-	17				
Ella McDowell	9	2	2	1	14				
Atalyia Rijo	7	2	2	1	12				
Reagan Johnson	9	-	-	-	9				
Jayden Ramos	1	1	-	-	2				
Cam Harrison	1	-	-	-	1				
Ava Carter	-	1	-	-	1				
TEAM	91	32	17	6	146				
SCORE BY INNINGS	1	2	3	4	5	6	7	EX	Total
Arkansas	82	74	70	57	82	32	34	5	436
Opponents	28	25	24	26	30	21	23	4	183

CAREER HOME RUNS

Karlle Davison

No.	Opponent	Date	RBI
19 (5)	Ole Miss	5/23/25	1
18 (4)	Oklahoma State	5/20/25	3
17 (3)	South Carolina	4/13/25	1
16 (2)	Kentucky	3/28/25	1
15 (1)	at Tennessee	3/23/25	2
14 (3)	vs. UCLA	5/11/24	1
13 (2)	Oregon	3/17/24	1
12 (1)	at San Diego State	3/6/24	2
11 (1)	Ole Miss	5/21/23	2
10 (10)	Southern Illinois	5/19/23	3
9 (9)	vs. UCLA	5/13/23	1
8 (8)	vs. Cal	5/11/23	1
7 (7)	at Oregon*	5/6/23	2
6 (6)	at Oregon*	5/6/23	2
5 (5)	at Oregon	5/5/23	1
4 (4)	at Arizona	3/17/23	1
3 (3)	vs. Oklahoma	2/25/23	1
2 (2)	at UC-San Diego	2/11/23	2
1 (1)	vs. Northern Colorado	2/11/23	3

Ella McDowell

No.	Opponent	Date	RBI
7 (7)	at Texas A&M	4/25/25	3
6 (6)	at Florida	4/5/25	2
5 (5)	Kentucky	3/30/25	1
4 (4)	Missouri State	3/2/25	2
3 (3)	Iowa	3/1/25	1
2 (2)	vs. Southern Miss	2/15/25	1
1 (1)	at Texas State	2/6/25	1

Jayden Ramos

No.	Opponent	Date	RBI
1 (1)	Illinois	3/1/25	3

Ataylia Rijo

No.	Opponent	Date	RBI
11 (6)	Oklahoma State	5/17/25	1
10 (5)	South Carolina	4/13/25	2
9 (4)	Central Arkansas	3/18/25	1
8 (3)	Missouri State	3/2/25	4
7 (2)	vs. Cal State Fullerton	2/20/25	2
6 (1)	vs. ULM	2/14/25	1
5 (5)	at Missouri	5/7/23	4
4 (4)	at WKU	4/24/23	1
3 (3)	at Kentucky	4/22/23	3
2 (2)	Texas A&M Corpus Christi	3/3/23	1
1 (1)	vs. Baylor	2/12/23	1

Kennedy Miller

No.	Opponent	Date	RBI
12 (4)	LSU	5/1/25	3
11 (3)	Colorado State	4/18/25	3
10 (2)	vs. LMU	2/21/25	1
9 (1)	at Louisiana Tech	2/14/25	1
8 (8)	Ole Miss	5/4/24	1
7 (7)	at Central Arkansas	4/30/24	2
6 (6)	at Auburn*	3/16/24	1
5 (5)	at Auburn*	3/16/24	2
4 (4)	UNI	3/10/24	2
3 (3)	South Dakota State	3/2/24	3
2 (2)	Florida Atlantic*	3/1/24	1
1 (1)	Florida Atlantic*	3/1/24	2

Kailey Wyckoff

No.	Opponent	Date	RBI
23 (7)	Ole Miss	5/23/25	3
22 (6)	Oklahoma	5/9/25	3
21 (5)	LSU	5/1/25	2
20 (4)	Central Arkansas	3/18/25	1
19 (3)	Iowa	2/28/25	2
18 (2)	vs. Rutgers	2/20/25	1
17 (1)	at Texas State	2/6/25	1
16 (7)	vs. Iowa State*	5/8/24	1
15 (6)	vs. Iowa State*	5/8/24	3
14 (5)	Kansas	4/12/24	1
13 (4)	UCF	3/30/24	3
12 (3)	Oklahoma	3/16/24	1
11 (2)	New Mexico	3/12/24	3
10 (1)	at BYU	3/9/24	1
9 (9)	Baylor	4/15/23	1
8 (8)	Iowa State	4/2/23	1
7 (7)	Iowa State	4/1/23	2
6 (6)	vs. Rider	3/17/23	2
5 (5)	Manhattan	3/10/23	1
4 (4)	vs. Santa Clara	2/19/23	1
3 (3)	at UTEP*	2/18/23	2
2 (2)	at UTEP*	2/18/23	1
1 (1)	at UTEP	2/17/23	1

Dakota Kennedy

No.	Opponent	Date	RBI
28 (5)	at Houston	5/2/25	4
27 (4)	Texas Tech	4/19/25	1
26 (3)	Utah State	3/10/25	1
25 (2)	UCF	3/9/25	1
24 (1)	Western Michigan	2/7/25	2
23 (13)	vs. Villanova*	5/19/24	1
22 (12)	vs. Villanova*	5/19/24	2
21 (11)	vs. Villanova	5/17/24	2
20 (10)	Grand Canyon*	4/30/24	1
19 (9)	Grand Canyon*	4/30/24	1
18 (8)	at UCLA	4/27/24	3
17 (7)	Arizona State	4/20/24	1
16 (6)	at New Mexico State	4/9/24	3
15 (5)	at New Mexico State*	4/9/24	2
14 (4)	at New Mexico State*	4/9/24	2
13 (3)	Stanford	3/29/24	1
12 (2)	Northern Colorado*	2/11/24	1
11 (1)	Northern Colorado*	2/11/24	1
10 (10)	Cal	5/7/23	3
9 (9)	Oregon State	4/30/23	1
8 (8)	Oregon State	4/29/23	2
7 (7)	UCLA*	4/16/23	2
6 (6)	UCLA*	4/16/23	1
5 (5)	at Stanford	4/8/23	1
4 (4)	San Diego	4/1/23	4
3 (3)	Utah	3/29/23	4
2 (2)	Utah	3/17/23	1
1 (1)	Weber State	3/3/23	1

Tianna Bell

No.	Opponent	Date	RBI
32 (15)	at Syracuse	5/2/25	3
31 (14)	at Syracuse	5/2/25	1
30 (13)	at Stanford	4/19/25	2
29 (12)	Florida State	4/12/25	1
28 (11)	Pacific	4/9/25	1
27 (10)	at Clemson	3/29/25	1
26 (9)	at Clemson	3/29/25	1
25 (8)	Georgia Tech	3/14/25	2
24 (7)	Georgia Tech	3/14/25	2
23 (6)	Boston College	3/9/25	1
22 (5)	Boston College	3/8/25	2
21 (4)	Boston College	3/7/25	1
20 (3)	CSU Bakersfield	3/1/25	2
19 (2)	vs. Southern Utah	2/28/25	1
18 (1)	vs. Washington	2/21/25	1
17 (12)	Oregon State	5/4/24	1
16 (11)	at Arizona State	4/26/24	3
15 (10)	Washington	4/21/24	1
14 (9)	Washington	4/19/24	2
13 (8)	Arizona	3/23/24	2
12 (7)	at Oregon	3/8/24	1
11 (6)	Boise State	3/3/24	1
10 (5)	Boise State	3/3/24	1
9 (4)	vs. Georgia	3/2/24	1
8 (3)	vs. Seattle	2/24/24	1
7 (2)	vs. Illinois	2/23/24	2
6 (1)	vs. Illinois State	2/17/24	1
5 (5)	Utah	4/1/23	1
4 (4)	vs. Iowa	2/25/23	2
3 (3)	vs. San Diego*	2/11/23	3
2 (2)	vs. San Diego*	2/11/23	2
1 (1)	vs. San Diego	2/10/23	2

* - Denotes Multi-HR game

ARKANSAS SEASON STATS (2025)



2025 Arkansas Season Stats Overall Statistics for Arkansas (as of May 25, 2025) (All games Sorted by Batting avg)




Record: 44-14 Home: 19-7 Away: 12-5 Neutral: 13-2 : 14-10

Player	avg	gp-gs	ab	r	h	2b	3b	hr	rbi	tb	slg%	bb	hp	so	gdp	ob%	sf	sh	sb-att	po	a	e	fld%
77 Bri Ellis	.440	58-58	134	68	59	9	0	26	72	146	1.090	69	12	15	0	.639	4	0	3-3	329	9	4	.988
6 Ella McDowell	.352	58-58	179	39	63	10	1	7	54	96	.536	21	4	11	2	.425	3	0	2-2	44	79	4	.969
23 Reagan Johnson	.351	58-58	205	53	72	6	2	0	11	82	.400	26	2	24	0	.427	1	2	20-22	91	3	0	1.000
7 Courtney Day	.329	54-53	143	36	47	12	1	16	68	109	.762	37	6	18	4	.476	3	1	0-0	2	0	0	1.000
46 Kailey Wyckoff	.328	58-58	186	48	61	15	0	7	55	97	.522	24	4	32	0	.406	5	0	2-2	98	7	2	.981
26 Atalyia Rijo	.318	57-56	157	28	50	10	2	6	38	82	.522	13	7	19	1	.389	3	5	1-1	70	73	5	.966
1 Raigan Kramer	.297	58-57	148	55	44	7	0	2	26	57	.385	52	4	19	1	.483	3	2	2-3	93	0	2	.979
14 Karlie Davison	.272	58-58	151	34	41	11	2	5	23	71	.470	14	8	21	0	.360	2	3	5-5	81	105	2	.989
17 Kennedy Miller	.223	55-54	139	18	31	4	0	4	29	47	.338	14	6	20	1	.319	1	2	1-1	268	33	2	.993
25 Cam Harrison	.455	25-6	11	0	5	3	0	0	4	8	.727	4	0	1	0	.600	0	0	0-0	1	7	0	1.000
34 Jayden Ramos	.375	15-1	16	2	6	1	0	1	8	10	.625	1	1	1	1	.421	1	0	0-0	0	0	0	.000
21 Ava Carter	.357	25-5	14	12	5	1	2	0	6	10	.714	3	0	3	0	.444	1	0	0-0	2	0	0	1.000
15 Spencer Prigge	.286	9-2	7	3	2	0	0	0	0	2	.286	5	1	0	0	.615	0	0	1-1	0	3	0	1.000
28 Carlee Ratcliff	.235	18-2	17	1	4	1	0	0	2	5	.294	4	2	4	0	.435	0	0	0-0	2	0	0	1.000
16 Ramsey Walker	.143	48-1	7	9	1	0	0	0	2	1	.143	1	0	2	0	.222	1	0	0-0	7	0	1	.875
12 Payton Burnham	.000	34-20	8	0	0	0	0	0	1	0	.000	0	0	1	1	.000	1	0	0-0	2	10	2	.857
9 Rylee Cloud	.000	8-1	7	3	0	0	0	0	0	0	.000	2	0	2	0	.222	0	1	0-0	0	3	0	1.000
13 Kasey Wood	.000	31-0	2	16	0	0	0	0	0	0	.000	1	0	2	0	.333	0	0	0-0	0	2	0	1.000
45 Jayden Wells	.000	15-0	1	11	0	0	0	0	0	0	.000	0	0	0	0	.000	0	0	0-0	0	0	0	.000
99 Lexi King	.000	11-0	0	0	0	0	0	0	0	0	.000	0	0	0	0	.000	0	0	0-0	0	2	0	1.000
4 Reis Beuerlein	.000	19-8	0	0	0	0	0	0	0	0	.000	0	0	0	0	.000	0	0	0-0	0	5	0	1.000
11 Robyn Herron	.000	34-24	0	0	0	0	0	0	0	0	.000	0	0	0	0	.000	0	0	0-0	3	13	0	1.000
Totals	.320	58	1532	436	491	90	10	74	399	823	.537	291	57	195	11	.439	29	16	37-40	1093	354	24	.984
Opponents	.215	58	1343	183	289	45	4	40	170	462	.344	178	29	347	16	.318	12	14	36-42	1050	347	74	.950


(All games Sorted by Earned run avg)

Player	era	w-l	app	gs	cg	sho	sv	ip	h	r	er	bb	so	2b	3b	hr	b/avg	wp	hp	bk	sfa	sha
7 Courtney Day	0.00	0-0	1	0	0	0/0	0	1.0	1	0	0	0	1	0	0	0	.250	0	0	0	0	0
12 Payton Burnham	2.62	16-2	29	20	5	4/3	3	117.1	95	49	44	44	94	11	0	15	.217	4	7	0	0	6
99 Lexi King	2.62	3-1	11	0	0	0/5	0	13.1	18	7	5	2	3	4	0	1	.316	0	1	0	0	0
11 Robyn Herron	2.72	18-7	34	24	11	4/2	3	144.0	102	69	56	74	160	18	2	13	.195	11	15	0	4	1
25 Cam Harrison	3.35	4-2	19	6	0	0/1	3	48.0	38	24	23	33	46	4	2	6	.225	7	2	0	4	5
4 Reis Beuerlein	5.16	3-2	19	8	1	1/1	0	40.2	35	34	30	25	43	8	0	5	.230	3	4	0	4	2
Totals	3.04	44-14	58	58	17	15/6	9	364.1	289	183	158	178	347	45	4	40	.215	25	29	0	12	14
Opponents	7.02	14-44	58	58	13	2/0	4	350.0	491	436	351	291	195	90	10	74	.320	26	57	0	29	16

ARKANSAS SEC ONLY SEASON STATS (2025)



2025 Arkansas Season Stats Conference statistics for Arkansas (as of May 03, 2025) (games only Sorted by Batting avg)



Record: 14-10 Home: 7-5 Away: 7-5 : 14-10

Player	avg	gp-gs	ab	r	h	2b	3b	hr	rbi	tb	slg%	bb	hp	so	gdp	ob%	sf	sh	sb-att	po	a	e	fld%
77 Bri Ellis	.397	24-24	58	26	23	1	0	11	29	57	.983	27	7	12	0	.606	2	0	2-2	124	7	0	1.000
23 Reagan Johnson	.381	24-24	84	20	32	1	0	0	5	33	.393	17	1	14	0	.490	0	0	4-5	47	2	0	1.000
6 Ella McDowell	.366	24-24	82	15	30	3	1	3	25	44	.537	8	2	7	2	.435	0	0	0-0	25	28	2	.964
46 Kailey Wyckoff	.272	24-24	81	14	22	8	0	1	18	33	.407	10	2	17	0	.362	1	0	0-0	21	1	1	.957
7 Courtney Day	.266	22-22	64	13	17	4	0	6	21	39	.609	11	4	10	2	.400	1	1	0-0	1	0	0	1.000
26 Aталyia Rijo	.254	24-24	71	7	18	5	1	1	12	28	.394	5	2	8	1	.313	2	4	0-0	38	29	4	.944
1 Raigan Kramer	.236	24-24	72	19	17	2	0	0	6	19	.264	24	2	14	0	.439	0	1	0-0	50	0	1	.980
14 Karlie Davison	.208	24-24	72	9	15	2	1	3	6	28	.389	2	5	15	0	.275	1	2	0-0	40	50	1	.989
17 Kennedy Miller	.158	24-23	57	4	9	0	0	1	8	12	.211	4	4	8	1	.258	1	1	0-0	128	17	1	.993

25 Cam Harrison	.500	11-2	4	0	2	0	0	0	1	2	.500	1	0	1	0	.600	0	0	0-0	0	1	0	1.000
28 Carlee Ratcliff	.222	9-1	9	0	2	0	0	0	0	2	.222	2	1	2	0	.417	0	0	0-0	0	0	0	.000
34 Jayden Ramos	.000	2-1	4	0	0	0	0	0	0	0	.000	0	0	0	1	.000	0	0	0-0	0	0	0	.000
21 Ava Carter	.000	9-1	2	3	0	0	0	0	0	0	.000	0	0	2	0	.000	0	0	0-0	1	0	0	1.000
12 Payton Burnham	.000	13-8	1	0	0	0	0	0	0	0	.000	0	0	0	0	.000	0	0	0-0	2	4	1	.857
16 Ramsey Walker	.000	21-0	1	3	0	0	0	0	0	0	.000	0	0	0	0	.000	0	0	0-0	4	0	1	.800
45 Jayden Wells	.000	4-0	0	4	0	0	0	0	0	0	.000	0	0	0	0	.000	0	0	0-0	0	0	0	.000
99 Lexi King	.000	2-0	0	0	0	0	0	0	0	0	.000	0	0	0	0	.000	0	0	0-0	0	0	0	.000
4 Reis Beuerlein	.000	9-3	0	0	0	0	0	0	0	0	.000	0	0	0	0	.000	0	0	0-0	0	3	0	1.000
13 Kasey Wood	.000	10-0	0	5	0	0	0	0	0	0	.000	0	0	0	0	.000	0	0	0-0	0	0	0	.000
11 Robyn Herron	.000	18-11	0	0	0	0	0	0	0	0	.000	0	0	0	0	.000	0	0	0-0	3	8	0	1.000
Totals	.282	24	662	142	187	26	3	26	131	297	.449	111	30	110	7	.404	8	9	6-7	484	150	12	.981
Opponents	.256	24	622	116	159	26	1	25	111	262	.421	117	14	134	10	.382	6	6	20-24	478	146	28	.957

(games only Sorted by Earned run avg)

Player	era	w-l	app	gs	cg	sho	sv	ip	h	r	er	bb	so	2b	3b	hr	b/avg	wp	hp	bk	sfa	sha
11 Robyn Herron	3.41	7-5	18	11	5	0/1	3	76.0	63	47	37	51	78	10	0	9	.223	6	11	0	2	1
12 Payton Burnham	3.66	6-1	13	8	1	1/1	2	51.2	55	32	27	30	30	10	0	8	.268	3	1	0	0	3
4 Reis Beuerlein	5.35	0-1	9	3	0	0/0	0	17.0	13	15	13	18	12	2	0	2	.210	1	1	0	2	0
25 Cam Harrison	7.88	1-2	8	2	0	0/0	0	16.0	24	18	18	17	14	2	1	5	.364	4	1	0	2	2

99 Lexi King	42.00	0-1	2	0	0	0/0	0	0.2	4	4	4	1	0	2	0	1	.667	0	0	0	0	0
Totals	4.30	14-10	24	24	6	2/1	5	161.1	159	116	99	117	134	26	1	25	.256	14	14	0	6	6
Opponents	4.96	10-14	24	24	6	2/0	3	159.1	187	142	113	111	110	26	3	26	.282	11	30	0	8	9

RESULTS (2025)

DATE	OPPONENT	RESULT	SCORE	OVERALL	CONFERENCE	PITCHER OF RECORD	ATTENDANCE	TIME
Feb. 6, 2025	at Texas State	W	3-1	1-0-0	0-0	Herron (W, 1-0)	791	2:05
Feb 7, 2025	vs Lipscomb	W	23-0 (5)	2-0-0	0-0-0	Beuerlein (W 1-0)	781	2:08
Feb 7, 2025	vs Bradley	W	3-1	3-0-0	0-0-0	Burnham (W 1-0)	781	1:51
Feb 8, 2025	vs Bradley	W	9-1 (6)	4-0-0	0-0-0	King (W 1-0)	991	2:00
Feb 8, 2025	vs San Diego	W	2-1	5-0-0	0-0-0	Burnham (W 2-0)	991	2:00
Feb. 14, 2025	vs. ULM	W	11-2 (6)	6-0-0	0-0-0	Burnham (W 3-0)	328	2:30
Feb. 14, 2025	at LA Tech	W	9-1 (5)	7-0-0	0-0-0	Herron (W 2-0)	770	1:34
Feb. 15, 2025	vs. Southern Miss	W	12-4 (6)	8-0-0	0-0-0	King (W, 2-0)	278	2:08
Feb 16, 2025	vs Southern Miss	W	12-3 (5)	9-0-0	0-0-0	Harrison (W, 1-0)	183	2:04
Feb 16, 2025	vs ULM	W	10-0 (5)	10-0-0	0-0-0	Herron (W, 3-0)	274	1:27
Feb 20, 2025	vs Rutgers	W	10-0 (5)	11-0-0	0-0-0	Burnham (W, 4-0)	143	2:07
Feb 20, 2025	vs Cal State Fullerton	W	10-0 (5)	12-0-0	0-0-0	Herron (W, 4-0)	567	1:36
Feb. 21, 2025	vs. Loyola Marymount	W	6-2	13-0-0	0-0-0	Harrison (W, 2-0)	598	2:00
Feb. 22, 2025	vs. Baylor	W	8-0 (5)	14-0-0	0-0-0	Herron (W, 5-0)	646	1:35
Feb. 22, 2025	vs. #4 UCLA	L	9-1 (6)	14-1-0	0-0-0	Burnham (W, 4-1)	1,328	1:40
Feb 28, 2025	IOWA	W	9-0 (5)	15-1-0	0-0-0	Herron (W, 6-0)	2,545	2:10
Feb 28, 2025	ILLINOIS	W	12-4 (6)	16-1-0	0-0-0	Beuerlein (W, 2-0)	2,545	2:00
Mar 01, 2025	IOWA	W	12-0 (5)	17-1-0	0-0-0	Harrison (W, 3-0)	2,881	1:40
Mar 01, 2025	ILLINOIS	W	10-1 (6)	18-1-0	0-0-0	Burnham (W, 5-1)	2,881	2:00
Mar 02, 2025	MISSOURI STATE	W	13-2 (5)	19-1-0	0-0-0	King (W, 3-0)	2,638	1:49
* Mar 07, 2025	at #25 Ole Miss	L	1-9 (6)	19-2-0	0-1-0	Herron (L, 6-1)	902	2:11
* Mar 08, 2025	at #25 Ole Miss	L	3-9	19-3-0	0-2-0	Burnham (L, 5-2)	1,160	2:28
* Mar 09, 2025	at #25 Ole Miss	W	20-3 (5)	20-3-0	1-2-0	Herron (W, 7-1)	969	2:13
* Mar 15, 2025	#1 OKLAHOMA-1	L	0-7	20-4-0	1-3-0	Herron (L, 7-2)	3,124	2:12
* Mar 15, 2025	#1 OKLAHOMA-2	L	4-6	20-5-0	1-4-0	Herron (L, 7-3)	3,178	2:24
* Mar 16, 2025	#1 OKLAHOMA	L	7-10	20-6-0	1-5-0	King (L, 3-1)	3,143	2:35
Mar 18, 2025	UCA	W	6-3	21-6-0	1-5-0	Herron (W, 8-3)	2,392	1:49
* Mar 22, 2025	at #7 Tennessee	W	6-3 (8)	22-6-0	2-5-0	Herron (W, 9-3)	2,062	2:41
* Mar 23, 2025	at #7 Tennessee	W	9-0	23-6-0	3-5-0	Burnham (W, 6-2)	2,040	2:21
* Mar 24, 2025	at #7 Tennessee	L	2-3	23-7-0	3-6-0	Harrison (L, 3-1)	1,746	1:58
* Mar 28, 2025	KENTUCKY	W	5-3	24-7-0	4-6-0	Burnham (W, 6-2)	2,945	2:18
* Mar 29, 2025	KENTUCKY	W	10-2 (5)	25-7-0	5-6-0	Herron (W, 10-3)	3,554	1:38
* Mar 30, 2025	KENTUCKY	W	2-1	26-7-0	6-6-0	Burnham (W, 8-2)	2,679	2:01
* Apr 04, 2025	at #3 Florida	W	4-1	27-7-0	7-6-0	Herron (W, 11-3)	1,890	2:07
* Apr 05, 2025	at #3 Florida	L	7-10 (9)	27-8-0	7-7-0	Herron (L, 11-4)	1,971	3:34
* Apr 06, 2025	at #3 Florida	W	9-5	28-8-0	8-7-0	Harrison (W, 4-1)	1,907	2:26
Apr 07, 2025	at North Florida	W	14-0 (5)	29-8-0	8-7-0	Burnham (W, 9-2)	177	1:50
* Apr 11, 2025	#11 SOUTH CAROLINA	W	10-2 (6)	30-8-0	9-7-0	Herron (W, 12-4)	2,958	2:08
* Apr 12, 2025	#11 SOUTH CAROLINA	L	4-5	30-9-0	9-8-0	Harrison (L, 4-2)	3,535	2:08
* Apr 13, 2025	#11 SOUTH CAROLINA	W	5-4	31-9-0	10-8-0	Herron (W, 13-4)	2,867	2:21
Apr 15, 2025	at UCA	W	7-0	32-9-0	10-8-0	Burnham (W, 10-2)	1,130	1:55
Apr 18, 2025	COLORADO STATE-1	W	14-1 (5)	33-9-0	10-8-0	Herron (W, 14-4)	2,820	1:43
Apr 18, 2025	COLORADO STATE-2	W	8-0 (5)	34-9-0	10-8-0	Beuerlein (W, 3-0)	2,820	1:33
* Apr 25, 2025	at #1/2 Texas A&M	W	7-5	35-9-0	11-8-0	Herron (W, 15-4)	2,332	2:13
* Apr 26, 2025	at #1/2 Texas A&M	W	7-4	36-9-0	12-8-0	Burnham (W, 11-2)	2,418	2:22
* Apr 27, 2025	at #1/2 Texas A&M	L	0-2	36-10-0	12-9-0	Beuerlein (L, 3-1)	2,282	1:44
* May 01, 2025	#10 LSU	W	12-9	37-10-0	13-9-0	Burnham (W, 12-2)	2,897	3:07
* May 02, 2025	#10 LSU	L	2-13	37-11-0	13-10-0	Herron (L, 15-5)	3,689	2:37
* May 03, 2025	#10 LSU	W	6-0	38-11-0	14-10-0	Burnham (W, 13-2)	3,803	1:47
May 07, 2025	at Georgia	W	5-1	39-11-0	14-10-0	Herron (W, 16-5)	1,984	2:02
May 08, 2025	vs #4 Tennessee	W	6-1	40-11-0	14-10-0	Herron (W, 17-5)	1,958	1:56
May 09, 2025	vs #2 Oklahoma	L	8-6	40-12-0	14-10-0	Herron (L, 17-6)	1,898	2:28
May 16, 2025	SAINT LOUIS	W	10-0 (5)	41-12-0	14-10-0	Burnham (W, 14-2)	3,038	1:26
May 17, 2025	#23 Oklahoma State	W	6-5 (8)	42-12-0	14-10-0	Burnham (W, 15-2)	3,041	2:56
May 18, 2025	#23 Oklahoma State	W	12-0 (6)	43-12-0	14-10-0	Herron (W, 18-6)	3,145	2:20
May 23, 2025	#21 Ole Miss	L	9-7	43-13	14-10-0	Beuerlein (L, 3-2)	3,157	2:17
May 24, 2025	#21 Ole Miss	W	4-0	44-13	14-10-0	Burnham (W, 16-2)	3,162	1:51
May 25, 2025	#21 Ole Miss	L	7-4	44-14	14-10-0	Herron (L, 18-7)	3,149	2:27

* = Conference game

() extra inning or run-rule game

ARKANSAS GAME-BY-GAME TEAM STATS (2025)

BATTING

Date	Opponent	ab	r	h	rbi	2b	3b	hr	tb	bb	ibb	sb	cs	hbp	sac	sf	gdp	k	po	a	e	lob	avg
Feb 06	at Texas State	25	3	5	3	0	0	3	14	1	0	0	0	0	0	0	0	3	21	6	1	2	.200
Feb 07	vs Lipscomb	30	23	17	21	0	2	3	36	11	0	1	0	2	0	3	0	1	15	7	0	8	.400
Feb 07	vs Bradley	22	3	5	3	1	0	0	6	2	0	2	0	1	0	2	0	1	21	5	0	6	.351
Feb 08	vs Bradley	28	9	9	9	2	0	3	20	8	0	4	0	1	0	0	0	1	18	11	0	10	.343
Feb 08	vs San Diego	21	2	4	2	0	0	0	4	7	0	0	0	1	2	0	1	0	21	4	0	9	.317
Feb 14	vs Louisiana Monroe	28	11	13	11	2	1	2	23	6	0	1	0	1	0	1	1	3	18	7	1	8	.344
Feb 14	at Louisiana Tech	25	9	10	7	2	0	2	18	2	0	0	0	1	1	0	0	1	15	4	0	5	.352
Feb 16	vs Southern Miss	27	12	11	10	5	1	1	21	5	0	1	0	0	0	1	0	1	15	1	0	6	.367
Feb 16	vs Louisiana Monroe	21	10	9	9	4	0	0	13	5	0	1	0	2	0	1	0	2	15	3	0	7	.372
Feb 20	vs Rutgers	26	10	12	7	3	0	2	21	4	0	0	1	0	0	1	0	1	15	7	1	6	.380
Feb 20	vs Cal State Fullerton	21	10	10	10	0	0	1	13	6	0	0	0	2	0	2	0	2	15	7	0	9	.387
Feb 21	vs Loyola Marymount	30	6	8	4	1	0	2	15	6	0	0	0	1	0	0	0	3	21	8	0	10	.376
Feb 22	vs Baylor	21	8	7	8	1	0	1	9	4	0	1	0	0	0	0	0	2	15	5	0	5	.374
Feb 22	vs UCLA	23	1	5	1	1	0	1	9	0	0	0	0	0	0	0	0	6	17	5	1	4	.364
Feb 28	IOWA	17	9	6	9	0	0	1	9	9	0	2	0	2	0	1	0	1	15	3	0	8	.361
Feb 28	ILLINOIS	25	12	8	12	1	1	2	17	5	2	1	0	0	0	1	0	2	18	5	1	4	.364
Mar 01	IOWA	21	12	10	12	4	0	3	23	6	0	1	1	0	0	1	0	2	15	8	0	4	.367
Mar 01	ILLINOIS	25	10	10	8	2	0	1	15	9	3	4	0	1	0	2	0	0	18	11	0	11	.368
Mar 02	MISSOURI STATE	23	13	10	11	2	1	2	20	6	0	3	0	3	0	0	0	0	15	7	0	6	.371
*Mar 07	at Ole Miss	21	1	4	1	0	0	0	4	2	0	0	0	4	1	1	0	5	17	6	2	10	.364
*Mar 08	at Ole Miss	29	3	9	3	2	1	1	16	5	0	0	0	0	0	0	1	7	18	8	2	10	.361
*Mar 09	at Ole Miss	29	20	14	17	1	1	1	20	8	0	0	0	4	1	1	0	4	15	3	0	8	.367
*Mar 15	OKLAHOMA	23	0	3	0	1	0	0	4	1	0	0	0	1	0	0	1	4	21	7	0	4	.358
*Mar 15	OKLAHOMA	25	4	7	4	2	0	0	9	4	0	0	0	1	3	0	0	6	21	7	0	8	.355
*Mar 16	OKLAHOMA	28	7	7	7	1	0	3	17	4	0	0	0	0	0	0	0	7	21	6	1	4	.350
Mar 18	UCA	26	6	8	6	1	0	3	18	3	0	0	0	1	0	0	0	1	21	4	1	6	.349
*Mar 22	at Tennessee	33	6	8	6	1	0	1	12	4	0	0	0	1	0	1	0	10	24	1	0	9	.344
*Mar 23	at Tennessee	31	9	9	9	3	0	2	18	8	0	0	0	1	0	0	0	6	21	3	0	10	.341
*Mar 24	at Tennessee	26	2	3	2	0	0	1	6	2	0	0	0	0	0	0	0	9	18	7	1	5	.334
*Mar 28	KENTUCKY	23	5	6	5	2	0	0	8	3	0	0	0	2	0	1	0	3	21	6	0	6	.332
*Mar 29	KENTUCKY	23	10	11	10	0	0	3	20	2	0	0	0	2	0	2	0	1	15	3	0	5	.336
*Mar 30	KENTUCKY	23	2	7	2	0	0	1	10	5	0	3	0	0	0	1	1	2	21	5	0	8	.335
*Apr 04	at Florida	28	4	8	4	2	0	1	13	5	0	0	0	0	0	0	0	2	21	6	0	9	.333
*Apr 05	at Florida	39	7	13	7	1	0	2	20	8	1	0	0	2	3	0	0	5	26	9	1	18	.333
*Apr 06	at Florida	29	9	9	9	4	0	0	13	5	3	1	0	1	0	1	0	3	21	3	0	6	.333
Apr 07	at North Florida	30	14	13	13	4	0	0	17	5	0	5	0	1	0	1	0	0	15	7	1	8	.336
*Apr 11	SOUTH CAROLINA	24	10	7	10	3	1	0	12	8	0	1	0	1	0	0	1	7	18	6	0	6	.335
*Apr 12	SOUTH CAROLINA	31	4	9	3	1	0	0	10	3	0	0	1	0	0	0	0	3	21	13	0	9	.333
*Apr 13	SOUTH CAROLINA	26	5	8	4	0	0	2	14	4	0	0	0	1	0	0	0	1	21	8	0	8	.333
Apr 15	at UCA	31	7	12	7	4	0	1	19	1	0	0	0	0	1	1	1	1	21	5	0	6	.334
Apr 18	COLORADO STATE	19	14	10	14	1	0	3	20	10	0	1	0	0	0	2	1	2	15	4	1	5	.338
Apr 18	COLORADO STATE	21	8	7	7	0	0	0	7	7	0	0	0	0	0	1	0	1	15	3	0	7	.338
*Apr 25	at Texas A&M	32	7	9	5	0	0	2	15	1	0	0	0	2	0	0	1	4	21	7	1	7	.336
*Apr 26	at Texas A&M	34	7	12	6	0	0	2	18	3	0	1	0	0	0	0	0	2	21	6	1	9	.336
*Apr 27	at Texas A&M	23	0	4	0	0	0	0	4	4	0	1	0	2	0	0	2	5	18	9	0	8	.333
*May 01	LSU	30	12	9	12	1	0	4	22	9	0	0	0	1	0	0	0	4	21	8	1	10	.333
*May 02	LSU	25	2	4	1	0	0	0	4	6	0	0	0	3	1	0	0	8	21	7	2	12	.329
*May 03	LSU	27	6	7	4	1	0	0	8	7	0	0	0	1	0	0	0	2	21	6	0	11	.328
May 07	at Georgia	24	5	5	5	0	0	2	11	5	1	0	0	1	0	0	0	3	21	10	0	6	.325
May 08	vs Tennessee	30	6	7	4	1	0	1	11	2	0	0	0	0	0	0	0	10	21	5	2	5	.323
May 09	vs Oklahoma	28	6	9	5	1	0	1	13	6	0	0	0	0	1	1	0	3	19	8	0	9	.323
May 16	SAINT LOUIS	20	10	8	10	1	0	0	9	7	0	2	0	0	0	0	0	1	15	6	0	5	.324
May 17	OKLAHOMA STATE	32	6	11	5	2	0	1	16	7	0	0	0	0	1	0	0	4	24	7	0	11	.325
May 18	OKLAHOMA STATE	35	12	14	12	4	0	1	21	2	0	0	0	1	0	0	0	5	18	8	0	8	.327
May 23	OLE MISS	30	7	8	6	2	0	2	16	9	0	0	0	2	0	0	0	5	21	5	1	13	.325
May 24	OLE MISS	28	4	6	2	1	0	0	7	4	0	0	0	0	0	0	0	5	21	4	0	7	.323
May 25	OLE MISS	26	4	4	0	0	0	0	4	6	0	0	0	0	0	0	0	5	21	4	1	7	.320
Totals		1532	436	491	399	90	10	74	823	291	10	37	3	57	16	29	11	195	1,093	354	24	440	.320

PITCHING

Date	Opponent	ip	h	r	er	bb	so	2b	3b	hr	wp	bk	hbp	dp	ibb	score	w-l	sv	era
Feb 06	at Texas State	7.0	3	1	0	4	7	1	0	0	2	0	0	0	0	3-1	1-0	1	0.00
Feb 07	vs Lipscomb	5.0	3	0	0	1	5	0	0	0	0	0	0	0	0	23-0	2-0	1	0.00
Feb 07	vs Bradley	7.0	3	1	1	2	9	0	0	0	1	0	0	0	0	3-1	3-0	2	0.37
Feb 08	vs Bradley	6.0	3	1	1	2	6	0	0	0	0	0	0	1	0	9-1	4-0	2	0.56
Feb 08	vs San Diego	7.0	2	1	1	1	10	0	1	0	0	0	0	0	0	2-1	5-0	2	0.66
Feb 14	vs Louisiana Monroe	6.0	3	2	1	5	6	0	0	0	2	0	1	0	0	11-2	6-0	2	0.74
Feb 14	at Louisiana Tech	5.0	3	1	1	1	7	0	0	1	0	0	0	0	0	9-1	7-0	2	0.81
Feb 16	vs Southern Miss	5.0	3	3	3	6	11	0	0	1	0	0	0	0	0	12-3	9-0	2	1.56
Feb 16	vs Louisiana Monroe	5.0	3	0	0	0	2	11	0	0	0	1	0	0	0	10-0	10-0	2	1.42
Feb 20	vs Rutgers	5.0	2	0	0	0	5	0	0	0	0	0	1	0	0	10-0	11-0	2	1.31
Feb 20	vs Cal State Fullerton	5.0	1	0	0	2	8	0	1	0	1	0	0	2	0	10-0	12-0	2	1.22
Feb 21	vs Loyola Marymount	7.0	5	2	2	0	5	1	0	0	0	0	0	0	0	6-2	13-0	2	1.29
Feb 22	vs Baylor	5.0	1	0	0	0	6	0	0	0	0	0	1	0	0	8-0	14-0	2	1.21
Feb 22	vs UCLA	5.2	10	9	9	3	3	1	0	1	0	0	2	0	1	1-9	14-1	2	1.86
Feb 28	IOWA	5.0	1	0	0	1	6	0	0	0	0	0	1	0	0	9-0	15-1	2	1.76
Feb 28	ILLINOIS	6.0	3	4	2	1	14	0	0	1	0	0	1	0	0	12-4	16-1	3	1.79
Mar 01	IOWA	5.0	1	0	0	4	4	0	0	0	0	0	0	3	0	12-0	17-1	3	1.70
Mar 01	ILLINOIS	6.0	4	1	1	2	4	0	0	0	0	0	0	0	0	10-1	18-1	3	1.67
Mar 02	MISSOURI STATE	5.0	7	2	2	0	7	2	0	0	0	0	0	0	0	13-2	19-1	3	1.72
*Mar 07	at Ole Miss	5.2	9	9	9	3	3	0	0	2	0	0	2	0	0	1-9	19-2	3	2.05
*Mar 08	at Ole Miss	5.0	6	10	9	6	5	2	1	1	1	0	0	1	0	3-9	19-3	3	2.29
*Mar 09	at Ole Miss	5.0	5	3	3	6	4	0	0	1	1	0	0	1	0	20-3	20-3	3	2.36
*Mar 15	OKLAHOMA	7.0	7	7	7	8	7	1	0	1	0	0	1	1	0	0-7	20-4	3	2.60
*Mar 15	OKLAHOMA	7.0	7	6	6	5	4	3	0	2	0	0	1	0	0	4-6	20-5	3	2.76
*Mar 16	OKLAHOMA	7.0	10	10	9	8	6	3	0	3	1	0	1	0	0	7-10	20-6	3	3.05
Mar 18	UCA	7.0	5	3	2	1	8	2	0	0	0	0	1	0	0	6-3	21-6	4	3.01
*Mar 22	at Tennessee	8.0	4	3	3	4	16	2	0	1	0	0	1	0	0	6-3	22-6	4	2.99
*Mar 23	at Tennessee	7.0	5	0	0	4	5	1	0	0	0	0	1	0	0	9-0	23-6	4	2.87
*Mar 24	at Tennessee	6.0	2	3	3	5	7	1	0	0	1	0	0	1	0	2-3	23-7	4	2.89
*Mar 28	KENTUCKY	7.0	7	3	3	5	7	1	0	1	1	0	1	0	0	5-3	24-7	5	2.89
*Mar 28	KENTUCKY	5.0	3	1	1	1	6	0	0	0	1	0	0	0	0	10-2	25-7	5	2.85
*Mar 30	KENTUCKY	7.0	3	2	1	3	3	0	0	0	1	0	0	0	0	2-1	26-7	5	2.79
*Apr 04	at Florida	7.0	4	1	1	2	4	0	0	1	0	0	0	0	0	2-1	27-7	5	2.73
*Apr 05	at Florida	8.2	5	10	6	6	6	0	0	3	1	0	2	1	0	7-10	27-8	5	2.81
*Apr 06	at Florida	7.0	6	5	5	7	5	0	0	2	0	0	0	0	0	9-5	28-8	6	2.88
Apr 07	at North Florida	5.0	3	0	0	0	5	0	0	0	0	0	0	0	0	14-0	29-8	6	2.82
*Apr 11	SOUTH CAROLINA	6.0	3	2	2	4	9	1	0	0	0	0	1	0	0	10-2	30-8	6	2.81
*Apr 12	SOUTH CAROLINA	7.0	13	5	5	0	4	1	0	1	1	0	0	1	0	4-5	30-9	6	2.87
*Apr 13	SOUTH CAROLINA	7.0	7	4	4	3	7	1	0	1	0	0	1	3	0	5-4	31-9	6	2.90
Apr 15	at UCA	7.0	4	0	0	2	9	0	0	0	0	0	0	0	0	7-0	32-9	6	2.82
Apr 18	COLORADO STATE	5.0	3	1	1	1	7	2	0	0	0	0	1	0	0	14-1	33-9	6	2.79
Apr 18	COLORADO STATE	5.0	0	0	0	0	2	0	0	0	0	0	0	0	0	8-0	34-9	6	2.74
*Apr 25	at Texas A&M	7.0	4	5	4	4	2	1	0	0	0	0	0	1	0	7-5	35-9	7	2.77
*Apr 26	at Texas A&M	7.0	5	4	3	9	2	0	0	1	1	0	0	0	2	7-4	36-9	8	2.78
*Apr 27	at Texas A&M	6.0	6	2	2	3	1	1	0	1	1	0	1	1	0	0-2	36-10	8	2.77
*May 01	LSU	7.0	11	9	7	12	3	1	0	1	0	0	1	0	0	12-9	37-10	9	2.87
*May 02	LSU	7.0	13	13	1	1	8	9	3	0	1	2	0	0	0	2-13	37-11	9	3.06
*May 03	LSU	7.0	4	0	0	2	6	2	0	0	0	0	0	2	0	6-0	38-11	9	2.99
May 07	at Georgia	7.0	6	1	1	1	5	0	0	0	0	0	0	1	0	5-1	39-11	9	2.95
May 08	vs Tennessee	7.0	6	1	0	0	9	0	0	0	2	0	0	0	0	6-1	40-11	9	2.88
May 09	vs Oklahoma	6.1	11	8	8	1	3	2	0	6	1	0	1	1	0	6-8	40-12	9	3.00
May 16	SAINT LOUIS	5.0	0	0	0	1	6	0	0	0	0	0	1	0	0	10-0	41-12	9	2.95
May 17	OKLAHOMA STATE	8.0	3	0	5	5	4	3	2	1	0	0	0	0	0	6-5	42-12	9	2.99
May 18	OKLAHOMA STATE	6.0	3	0	0	1	2	0	0	0	0	0	1	0	0	7-0	43-12	9	2.94
May 23	OLE MISS	7.0	9	9	7	5	2	4	0	2	0	0	0	0	0	4-0	43-13	9	3.02
May 24	OLE MISS	7.0	3	0	0	1	7	0	0	0	0	0	0	0	0	4-0	44-13	9	2.96
May 25	OLE MISS	7.0	7	7	7	4	7	1	0	2	0	0	0	0	0	4-7	44-14	9	3.04
Totals		364.1	289	183	158	178	347	45	4	40	25	0	29	22	3	436-183	43-13	9	3.04

HOME RUN TRACKER (2025)

#	DATE	PLAYER	OPPONENT	SITE	# OF RUNS	INNING	LINEUP SPOT	GAME RESULT
1	2-6-25	Bri Ellis	at Texas State	San Marcos, Texas	1	2	4	W, 3-1
2	2-6-25	Kailey Wyckoff!	at Texas State	San Marcos, Texas	1	6	2	W, 3-1
3	2-6-25	Ella McDowell!	at Texas State	San Marcos, Texas	1	6	2	W, 3-1
4	2-7-25	Raigan Kramer	vs. Lipscomb	San Marcos, Texas	3	3	6	W, 23-0 (5)
5	2-7-25	Bri Ellis	vs. Lipscomb	San Marcos, Texas	2	4	4	W, 23-0 (5)
6	2-7-25	Courtney Day	vs. Lipscomb	San Marcos, Texas	2	5	8	W, 23-0 (5)
7	2-8-25	Courtney Day	vs. Bradley	San Marcos, Texas	2	3	7	W, 9-1 (6)
8	2-8-25	Bri Ellis	vs. Bradley	San Marcos, Texas	2	6	4	W, 9-1 (6)
9	2-8-25	Courtney Day	vs. Bradley	San Marcos, Texas	6	6	7	W, 9-1 (6)
10	2-14-25	Atalyia Rijo	vs. ULM	Ruston, La.	1	3	9	W, 11-2 (6)
11	2-14-25	Courtney Day	vs. ULM	Ruston, La.	3	3	7	W, 11-2 (6)
12	2-14-25	Bri Ellis	at LA Tech	Ruston, La.	2	4	4	W, 9-1 (5)
13	2-14-25	Kennedy Miller	at LA Tech	Ruston, La.	1	5	7	W, 9-1 (5)
14	2-15-25	Bri Ellis	vs. Southern Miss	Ruston, La.	3	1	4	W, 12-4 (6)
15	2-15-25	Ella McDowell	vs. Southern Miss	Ruston, La.	1	2	3	W, 12-4 (6)
16	2-15-25	Bri Ellis	vs. Southern Miss	Ruston, La.	2	3	4	W, 12-4 (6)
17	2-16-25	Bri Ellis+	vs. Southern Miss	Ruston, La.	4	4	4	W, 12-3 (5)
18	2-20-25	Kailey Wyckoff	vs. Rutgers	Cathedral City, Calif.	1	3	2	W, 10-0 (5)
19	2-20-25	Courtney Day	vs. Rutgers	Cathedral City, Calif.	3	6	5	W, 10-0 (5)
20	2-20-25	Atalyia Rijo	vs. Cal State Fullerton	Cathedral City, Calif.	2	2	6	W, 10-0 (5)
21	2-21-25	Courtney Day	vs. Loyola Marymount	Cathedral City, Calif.	3	5	2	W, 6-2
22	2-21-25	Kennedy Miller	vs. Loyola Marymount	Cathedral City, Calif.	1	7	7	W, 6-2
23	2-22-25	Bri Ellis	vs. Baylor	Cathedral City, Calif.	3	2	4	W, 8-0 (5)
24	2-22-25	Bri Ellis	vs. UCLA	Cathedral City, Calif.	1	4	4	L, 9-1 (6)
25	2-28-25	Kailey Wyckoff^	Iowa	Fayetteville	2	5	2	W, 9-0 (5)
26	2-28-25	Bri Ellis	Illinois	Fayetteville	2	1	3	W, 12-4 (6)
27	2-28-25	Courtney Day	Illinois	Fayetteville	4	6	4	W, 12-4 (6)
28	3-1-25	Bri Ellis	Iowa	Fayetteville	1	1	3	W, 12-0 (5)
30	3-1-25	Courtney Day^	Iowa	Fayetteville	3	2	4	W, 12-0 (5)
31	3-1-25	Jayden Ramos**	Illinois	Fayetteville	3	6	1	W, 10-1 (6)
32	3-2-25	Ella McDowell	Missouri State	Fayetteville	2	2	6	W, 13-2 (5)
33	3-2-25	Atalyia Rijo^	Missouri State	Fayetteville	4	6	5	W, 13-2 (5)
34	3-8-25	Bri Ellis	at Ole Miss	Oxford, Miss.	1	5	3	L, 9-3
35	3-9-25	Bri Ellis	at Ole Miss	Oxford, Miss.	3	3	3	W, 20-3 (5)
36	3-16-25	Courtney Day	Oklahoma	Fayetteville	3	1	5	L, 10-7
37	3-16-25	Bri Ellis	Oklahoma	Fayetteville	2	3	4	L, 10-7
38	3-16-25	Bri Ellis	Oklahoma	Fayetteville	2	5	4	L, 10-7
39	3-18-25	Kailey Wyckoff	Central Arkansas	Fayetteville	1	1	3	W, 6-3
40	3-18-25	Bri Ellis	Central Arkansas	Fayetteville	3	3	4	W, 6-3
41	3-18-25	Atalyia Rijo	Central Arkansas	Fayetteville	1	4	7	W, 6-3
42	3-22-25	Courtney Day	at Tennessee	Knoxville, Tenn.	2	5	2	W, 6-3 (8)
43	3-23-25	Karlie Davison	at Tennessee	Knoxville, Tenn.	2	3	8	W, 9-0
44	3-23-25	Courtney Day	at Tennessee	Knoxville, Tenn.	1	7	5	W, 9-0
45	3-24-25	Bri Ellis	at Tennessee	Knoxville, Tenn.	1	1	4	L, 3-2
46	3-29-25	Courtney Day	Kentucky	Fayetteville	2	1	4	W, 10-2 (5)
47	3-29-25	Bri Ellis	Kentucky	Fayetteville	1	4	3	W, 10-2 (5)
48	3-29-25	Karlie Davison	Kentucky	Fayetteville	1	5	8	W, 10-2 (5)
49	3-30-25	Ella McDowell	Kentucky	Fayetteville	1	6	6	W, 2-1
50	4-4-25	Bri Ellis	at Florida	Gainesville, Fla.	3	1	3	W, 4-1
51	4-5-25	Ella McDowell	at Florida	Gainesville, Fla.	3	3	5	L, 10-7 (9)
52	4-5-25	Bri Ellis	at Florida	Gainesville, Fla.	1	9	1	L, 10-7 (9)
53	4-13-25	Atalyia Rijo	South Carolina	Fayetteville	2	2	7	W, 5-4
54	4-13-25	Karlie Davison	South Carolina	Fayetteville	1	4	8	W, 5-4
55	4-16-25	Bri Ellis	at Central Arkansas	Conway, Ark.	1	5	3	W, 7-0
56	4-18-25	Bri Ellis	Colorado State	Fayetteville	1	1	3	W, 14-1 (5)
57	4-18-25	Kennedy Miller	Colorado State	Fayetteville	3	2	9	W, 14-1 (5)
58	4-18-25	Courtney Day	Colorado State	Fayetteville	3	2	6	W, 14-1 (5)
59	4-25-25	Courtney Day	at Texas A&M	College Station, Texas	1	2	6	W, 7-5
60	4-25-25	Ella McDowell	at Texas A&M	College Station, Texas	3	5	4	W, 7-5
61	4-26-25	Bri Ellis	at Texas A&M	College Station, Texas	1	4	3	W, 7-4
62	4-26-25	Bri Ellis	at Texas A&M	College Station, Texas	2	6	3	W, 7-4
63	5-1-25	Bri Ellis	LSU	Fayetteville	2	1	3	W, 12-9
64	5-1-25	Kailey Wyckoff	LSU	Fayetteville	2	1	5	W, 12-9
65	5-1-25	Kennedy Miller	LSU	Fayetteville	3	1	9	W, 12-9
66	5-1-25	Courtney Day	LSU	Fayetteville	3	5	6	W, 12-9
67	5-7-25	Courtney Day	at Georgia	Athens, Ga.	1	5	6	W, 5-1
68	5-7-25	Bri Ellis\$+	at Georgia	Athens, Ga.	4	7	3	W, 5-1
69	5-8-25	Raigan Kramer +	vs. Tennessee	Athens, Ga.	4	7	2	W, 6-1
70	5-9-25	Kailey Wyckoff	vs. Tennessee	Athens, Ga.	2	3	5	L, 8-6
71	5-17-25	Atalyia Rijo	Oklahoma State	Fayetteville	1	6	8	W, 6-5 (8)
72	5-18-25	Karlie Davison	Oklahoma State	Fayetteville	3	6	9	W, 12-0 (6)
73	5-23-25	Kailey Wyckoff	Ole Miss	Fayetteville	3	1	5	L, 9-7
74	5-23-25	Karlie Davison	Ole Miss	Fayetteville	1	5	9	L, 9-7

! - back-to-back | * - pinch hitter | # - go ahead | \$ - walk off | + - grand slam | ^ - run-rule walk-off

GAME HIGHS (2025)

TEAM GAME HIGHS

Hitting
At bats: 39 - at Florida (Apr 05, 2025)
Runs scored: 23 - vs Lipscomb (Feb 07, 2025 at San Marcos, Texas)
Hits: 17 - vs Lipscomb (Feb 07, 2025 at San Marcos, Texas)
RBIs: 21 - vs Lipscomb (Feb 07, 2025 at San Marcos, Texas)
Doubles: 6 - vs Lipscomb (Feb 07, 2025 at San Marcos, Texas)
Triples: 2 - vs Lipscomb (Feb 07, 2025 at San Marcos, Texas)
Home runs: 4 - vs LSU (May 1, 2025)
Total bases: 36 - vs Lipscomb (Feb 07, 2025 at San Marcos, Texas)
Walks: 11 - vs Lipscomb (Feb 07, 2025 at San Marcos, Texas)
Strikeouts: 10 - (2 Times)
Sac hits: 3 - (2 Times)
Sac flies: 3 - vs Lipscomb (Feb 07, 2025 at San Marcos, Texas)
Stolen bases: 4 - (2 Times)
Hit by pitch: 4 - at Ole Miss (March 7, 2025)
Runners LOB: 18 - at Florida (Apr 05, 2025)
Hit into DP: 2 - vs San Diego (Feb 08, 2025 at San Marcos, Texas)

Fielding
Assists: 11 - (2 Times)
Errors: 2 - (4 Times)
DPs turned: 3 - vs Iowa (Mar 01, 2025)

Pitching
Innings pitched: 8.2 - at Florida (Apr 05, 2025)
Runs allowed: 13 - vs LSU (May 2, 2025)
Earned runs: 9 - (2 Times)
Walks allowed: 12 - vs LSU (May 1, 2025)
Strikeouts: 16 - at Tennessee (Mar 22, 2025)
Hits allowed: 13 - vs (2 Times)
Doubles allowed: 3 - vs Oklahoma (Mar 15, 2025)
Triples allowed: 1 - (2 Times)
Homers allowed: 6 - vs Oklahoma (May 9, 2025)
Wild pitches: 2 - (3 Times)
Hit batters: 2 - (3 Times)

INDIVIDUAL GAME HIGHS

Hitting
At bats: 6 - Raigan Kramer at Florida (Apr 05, 2025)
Runs scored: 3 - (17 Times)
Hits: 4 - (3 Times)
RBIs: 6 - Courtney Day vs. Illinois (Feb 28, 2025)
Doubles: 2 - (3 Times)
Triples: 1 - (10 Times)
Home runs: 2 - (4 Times)
Total bases: 9 - Bri Ellis vs Oklahoma (Mar 16, 2025)
Walks: 4 - (4 Times)
Strikeouts: 3 - (4 Times)
Sac hits: 2 - Atalyia Rijo vs Oklahoma (Mar 15, 2025)
Sac flies: 1 - (29 Times)
Stolen bases: 3 - Reagan Johnson vs Illinois (Mar 1, 2025)
Hit by pitch: 2 - (2 Times)
Runners LOB: 7 - Ella McDowell vs Illinois (Mar 01, 2025)

Fielding
Putouts: 15 - Kennedy Miller at Tennessee (Mar 22, 2025)
Assists: 6 - Karlie Davison (2 Times)
Errors: 1 - (22 Times)

Pitching
Innings pitched: 8.0 - Robyn Herron at Tennessee (Mar 22, 2025)
Runs allowed: 7 - Robyn Herron vs Oklahoma (Mar 15, 2025)
Earned runs: 7 - Robyn Herron vs Oklahoma (Mar 15, 2025)
Walks allowed: 8 - Robyn Herron vs Oklahoma (Mar 15, 2025)
Strikeouts: 16 - Robyn Herron at Tennessee (Mar 22, 2025)
Hits allowed: 8 - Payton Burnham vs South Carolina (April 12, 2025)
Doubles allowed: 2 - (3 Times)
Triples allowed: 1 - (3 Times)
Homers allowed: 4 - Payton Burnham vs Oklahoma (May 9, 2025)
Wild pitches: 2 - Cam Harrison vs Louisiana Monroe (Feb 14, 2025)
Hit batters: 2 - Payton Burnham vs UCLA (Feb 22, 2025)

GAME BY GAME STARTERS | BY POSITION (2025)

DATE	OPPONENT	SP	C	1B	2B	3B	SS	LF	CF	RF	DP
F6	at Texas State	Herron	Miller	Ellis	Davison	McDowell	Rijo	Kramer	Johnson	Wyckoff	Day
F7	vs. Lipscomb	Beuerlein	Wyckoff	Ellis	Davison	Cloud	McDowell	Kramer	Johnson	Carter	Miller
F7	vs. Bradley	Burnham	Miller	Ellis	Davison	McDowell	Rijo	Kramer	Johnson	Wyckoff	Prigge
F8	vs. Bradley	Herron	Miller	Ellis	Davison	McDowell	Prigge	Kramer	Johnson	Wyckoff	Day
F8	vs. San Diego	Harrison	Wyckoff	Ellis	Davison	McDowell	Rijo	Carter	Johnson	Day	Miller
F14	vs. ULM	Burnham	Miller	Ellis	Davison	McDowell	Rijo	Kramer	Johnson	Wyckoff	Day
F14	at LA Tech	Herron	Miller	Ellis	Davison	McDowell	Rijo	Kramer	Johnson	Wyckoff	Day
F15	vs. Southern Miss	Beuerlein	Wyckoff	Ellis	Davison	McDowell	Rijo	Kramer	Johnson	Walker	Day
F16	vs. Southern Miss	Harrison	Wyckoff	Ellis	Davison	McDowell	Rijo	Kramer	Johnson	Carter	Day
F16	vs. ULM	Herron	Wyckoff	Ellis	Davison	McDowell	Rijo	Kramer	Johnson	Carter	Day
F20	vs. Rutgers	Burnham	Wyckoff	Ellis	Davison	McDowell	Rijo	Kramer	Johnson	Day	Miller
F20	vs. Cal State Fullerton	Herron	Miller	Ellis	Davison	McDowell	Rijo	Kramer	Johnson	Wyckoff	Day
F21	vs. Loyola Marymount	Harrison	Wyckoff	Ellis	Davison	McDowell	Rijo	Kramer	Johnson	Day	Miller
F22	vs. Baylor	Herron	Miller	Ellis	Davison	McDowell	Rijo	Kramer	Johnson	Wyckoff	Day
F22	vs. UCLA	Burnham	Miller	Ellis	Davison	McDowell	Rijo	Kramer	Johnson	Wyckoff	Day
F28	Iowa	Herron	Miller	Ellis	Davison	McDowell	Rijo	Kramer	Johnson	Wyckoff	Day
F28	Illinois	Beuerlein	Wyckoff	Ellis	Davison	McDowell	Rijo	Kramer	Johnson	Day	Miller
M1	Iowa	Harrison	Miller	Ellis	Davison	McDowell	Rijo	Kramer	Johnson	Day	Wyckoff
M1	Illinois	Harrison	Miller	Ellis	Davison	McDowell	Rijo	Kramer	Johnson	Day	Wyckoff
M2	Missouri State	Beuerlein	Miller	Ellis	Davison	McDowell	Rijo	Kramer	Johnson	Wyckoff	Day
M7	at Ole Miss	Herron	Miller	Ellis	Davison	McDowell	Rijo	Kramer	Johnson	Wyckoff	Day
M8	at Ole Miss	Burnham	Wyckoff	Ellis	Davison	McDowell	Rijo	Kramer	Johnson	Day	Miller
M9	at Ole Miss	Herron	Miller	Ellis	Davison	McDowell	Rijo	Kramer	Johnson	Wyckoff	Day
M15	Oklahoma	Herron	Miller	Ellis	Davison	McDowell	Rijo	Kramer	Johnson	Wyckoff	Day
M15	Oklahoma	Burnham	Miller	Ellis	Davison	McDowell	Rijo	Kramer	Johnson	Wyckoff	Day
M16	Oklahoma	Harrison	Miller	Ellis	Davison	McDowell	Rijo	Kramer	Johnson	Wyckoff	Day
M18	Central Arkansas	Herron	Miller	Ellis	Davison	McDowell	Rijo	Kramer	Johnson	Wyckoff	Day
M22	at Tennessee	Herron	Miller	Ellis	Davison	McDowell	Rijo	Kramer	Johnson	Wyckoff	Day
M23	at Tennessee	Burnham	Miller	Ellis	Davison	McDowell	Rijo	Kramer	Johnson	Wyckoff	Day
M24	at Tennessee	Harrison	Miller	Ellis	Davison	McDowell	Rijo	Kramer	Johnson	Wyckoff	Day
M28	Kentucky	Burnham	Miller	Ellis	Davison	McDowell	Rijo	Kramer	Johnson	Wyckoff	Day
M29	Kentucky	Herron	Miller	Ellis	Davison	McDowell	Rijo	Kramer	Johnson	Wyckoff	Day
M30	Kentucky	Beuerlein	Miller	Ellis	Davison	McDowell	Rijo	Kramer	Johnson	Wyckoff	Day
A4	at Florida	Herron	Miller	Ellis	Davison	McDowell	Rijo	Kramer	Johnson	Wyckoff	Day
A5	at Florida	Burnham	Miller	Ellis	Davison	McDowell	Rijo	Kramer	Johnson	Wyckoff	Ratcliff
A6	at Florida	Beuerlein	Wyckoff	Ellis	Davison	McDowell	Rijo	Kramer	Johnson	Wyckoff	Ramos
A7	at North Florida	Burnham	Miller	Ellis	Davison	McDowell	Rijo	Kramer	Johnson	Wyckoff	Ratcliff
A11	South Carolina	Herron	Miller	Ellis	Davison	McDowell	Rijo	Kramer	Johnson	Wyckoff	Day
A12	South Carolina	Burnham	Miller	Ellis	Davison	McDowell	Rijo	Kramer	Johnson	Wyckoff	Day
A13	South Carolina	Herron	Miller	Ellis	Davison	McDowell	Rijo	Kramer	Johnson	Wyckoff	Day
A15	at Central Arkansas	Burnham	Miller	Ellis	Davison	McDowell	Rijo	Kramer	Johnson	Wyckoff	Day
A18	Colorado State	Herron	Miller	Ellis	Davison	McDowell	Rijo	Kramer	Johnson	Wyckoff	Day
A18	Colorado State	Beuerlein	Miller	Ellis	Davison	McDowell	Rijo	Kramer	Johnson	Wyckoff	Day
A25	at Texas A&M	Herron	Miller	Ellis	Davison	McDowell	Rijo	Kramer	Johnson	Wyckoff	Day
A26	at Texas A&M	Burnham	Miller	Ellis	Davison	McDowell	Rijo	Kramer	Johnson	Wyckoff	Day
A27	at Texas A&M	Beuerlein	Miller	Ellis	Davison	McDowell	Rijo	Kramer	Johnson	Wyckoff	Day
M1	LSU	Herron	Miller	Ellis	Davison	McDowell	Rijo	Kramer	Johnson	Wyckoff	Day
M2	LSU	Herron	Miller	Ellis	Davison	McDowell	Rijo	Kramer	Johnson	Wyckoff	Day
M3	LSU	Burnham	Miller	Ellis	Davison	McDowell	Rijo	Kramer	Johnson	Wyckoff	Day
M7	at Georgia	Burnham	Miller	Ellis	Davison	McDowell	Rijo	Kramer	Johnson	Wyckoff	Day
M8	vs. Tennessee	Herron	Miller	Ellis	Davison	McDowell	Rijo	Kramer	Johnson	Wyckoff	Day
M9	vs. Oklahoma	Herron	Miller	Ellis	Davison	McDowell	Rijo	Kramer	Johnson	Wyckoff	Day
M16	Saint Louis	Burnham	Miller	Ellis	Davison	McDowell	Rijo	Kramer	Johnson	Wyckoff	Day
M17	Oklahoma State	Herron	Miller	Ellis	Davison	McDowell	Rijo	Kramer	Johnson	Wyckoff	Day
M18	Oklahoma State	Herron	Miller	Ellis	Davison	McDowell	Rijo	Kramer	Johnson	Wyckoff	Day
M23	Ole Miss	Herron	Miller	Ellis	Davison	McDowell	Rijo	Kramer	Johnson	Wyckoff	Day
M24	Ole Miss	Burnham	Miller	Ellis	Davison	McDowell	Rijo	Kramer	Johnson	Wyckoff	Day
M25	Ole Miss	Burnham	Miller	Ellis	Davison	McDowell	Rijo	Kramer	Johnson	Wyckoff	Day

GAME BY GAME STARTERS | BY BATTING ORDER (2025)

DATE	OPPONENT	1	2	3	4	5	6	7	8	9	FLEX/P
F6	at Texas State	Johnson	Wyckoff	McDowell	Ellis	Miller	Day	Kramer	Davison	Rijo	Herron
F7	vs. Lipscomb	Johnson	Wyckoff	McDowell	Ellis	Miller	Kramer	Davison	Carter	Cloud	Beuerlein
F7	vs. Bradley	Johnson	Wyckoff	McDowell	Ellis	Miller	Kramer	Rijo	Davison	Prigge	Burnham
F8	vs. Bradley	Johnson	Wyckoff	McDowell	Ellis	Miller	Kramer	Day	Prigge	Davison	Herron
F8	vs. San Diego	Johnson	Wyckoff	McDowell	Ellis	Miller	Day	Carter	Harrison	Rijo	Davison
F14	vs. ULM	Johnson	Wyckoff	McDowell	Ellis	Miller	Kramer	Day	Burnham	Rijo	Davison
F15	at LA Tech	Johnson	Wyckoff	McDowell	Ellis	Day	Kramer	Miller	Rijo	Davison	Herron
F15	vs. Southern Miss	Johnson	Wyckoff	McDowell	Ellis	Day	Kramer	Rijo	Walker	Davison	Beuerlein
F16	vs. Southern Miss	Johnson	Wyckoff	McDowell	Ellis	Day	Kramer	Rijo	Davison	Carter	Beuerlein
F16	vs. ULM	Johnson	Wyckoff	McDowell	Ellis	Day	Kramer	Rijo	Davison	Carter	Herron
F20	vs. Rutgers	Johnson	Wyckoff	McDowell	Ellis	Day	Rijo	Miller	Kramer	Davison	Burnham
F20	vs. Cal State Fullerton	Johnson	Wyckoff	McDowell	Ellis	Day	Rijo	Miller	Kramer	Davison	Herron
F21	vs. Loyola Marymount	Johnson	Wyckoff	McDowell	Ellis	Day	Rijo	Miller	Kramer	Davison	Harrison
F22	vs. Baylor	Johnson	Wyckoff	McDowell	Ellis	Day	Rijo	Miller	Kramer	Davison	Herron
F22	vs. UCLA	Johnson	Wyckoff	McDowell	Ellis	Day	Rijo	Miller	Kramer	Davison	Burnham
F28	Iowa	Johnson	Wyckoff	Ellis	Day	Rijo	McDowell	Kramer	Miller	Davison	Herron
F28	Illinois	Johnson	Wyckoff	Ellis	Day	Rijo	McDowell	Kramer	Miller	Davison	Beuerlein
M1	Iowa	Johnson	Wyckoff	Ellis	Day	Rijo	McDowell	Kramer	Miller	Davison	Harrison
M1	Illinois	Johnson	Wyckoff	Ellis	Day	Rijo	McDowell	Kramer	Miller	Davison	Burnham
M1	Missouri State	Johnson	Wyckoff	Ellis	Day	Rijo	McDowell	Kramer	Miller	Davison	Beuerlein
M7	at Ole Miss	Johnson	Wyckoff	Ellis	Day	Kramer	McDowell	Rijo	Miller	Davison	Herron
M8	at Ole Miss	Johnson	Wyckoff	Ellis	Day	Kramer	McDowell	Rijo	Miller	Davison	Burnham
M9	at Ole Miss	Johnson	Wyckoff	Ellis	Day	Kramer	McDowell	Davison	Rijo	Miller	Herron
M15	Oklahoma	Johnson	Wyckoff	Ellis	Day	Kramer	McDowell	Davison	Rijo	Miller	Herron
M15	Oklahoma	Johnson	Wyckoff	Ellis	Kramer	Day	McDowell	Rijo	Davison	Miller	Burnham
M16	Oklahoma	Johnson	Wyckoff	Kramer	Ellis	Day	McDowell	Rijo	Davison	Miller	Harrison
M18	Central Arkansas	Johnson	Kramer	Wyckoff	Ellis	Day	McDowell	Rijo	Davison	Miller	Herron
M22	at Tennessee	Johnson	Kramer	Wyckoff	Ellis	Day	McDowell	Rijo	Davison	Miller	Herron
M23	at Tennessee	Johnson	Kramer	Wyckoff	Ellis	Day	McDowell	Rijo	Davison	Miller	Burnham
M24	at Tennessee	Johnson	Kramer	Wyckoff	Ellis	Day	McDowell	Rijo	Davison	Miller	Harrison
M28	Kentucky	Johnson	Kramer	Ellis	Day	Wyckoff	McDowell	Rijo	Davison	Miller	Burnham
M29	Kentucky	Johnson	Kramer	Ellis	Day	Wyckoff	McDowell	Rijo	Davison	Miller	Herron
M30	Kentucky	Johnson	Kramer	Ellis	Day	Wyckoff	McDowell	Rijo	Davison	Miller	Beuerlein
A4	at Florida	Johnson	Kramer	Ellis	Day	Wyckoff	McDowell	Rijo	Davison	Miller	Herron
A5	at Florida	Johnson	Kramer	Ellis	Wyckoff	McDowell	Rijo	Davison	Ratcliff	Miller	Burnham
A6	at Florida	Johnson	Kramer	Ellis	McDowell	Wyckoff	Rijo	Ramos	Carter	Davison	Beuerlein
A7	at North Florida	Johnson	Kramer	Ellis	McDowell	Wyckoff	Rijo	Davison	Ratcliff	Miller	Burnham
A11	South Carolina	Johnson	Kramer	Ellis	McDowell	Wyckoff	Day	Rijo	Davison	Miller	Herron
A12	South Carolina	Johnson	Kramer	Ellis	McDowell	Day	Wyckoff	Rijo	Davison	Miller	Burnham
A13	South Carolina	Johnson	Kramer	Ellis	McDowell	Day	Wyckoff	Rijo	Davison	Miller	Herron
A15	at Central Arkansas	Johnson	Kramer	Ellis	McDowell	Wyckoff	Day	Rijo	Davison	Miller	Burnham
A18	Colorado State	Johnson	Kramer	Ellis	McDowell	Wyckoff	Day	Rijo	Davison	Miller	Herron
A18	Colorado State	Johnson	Kramer	Ellis	McDowell	Wyckoff	Day	Rijo	Davison	Miller	Beuerlein
A25	at Texas A&M	Johnson	Kramer	Ellis	McDowell	Wyckoff	Day	Rijo	Davison	Miller	Herron
A26	at Texas A&M	Johnson	Kramer	Ellis	McDowell	Wyckoff	Day	Rijo	Davison	Miller	Burnham
A27	at Texas A&M	Johnson	Kramer	Ellis	McDowell	Wyckoff	Day	Rijo	Davison	Miller	Beuerlein
M1	LSU	Johnson	Kramer	Ellis	McDowell	Wyckoff	Day	Rijo	Davison	Miller	Herron
M2	LSU	Johnson	Kramer	Ellis	McDowell	Wyckoff	Day	Rijo	Davison	Miller	Herron
M3	LSU	Johnson	Kramer	Ellis	McDowell	Wyckoff	Day	Rijo	Davison	Miller	Burnham
M7	at Georgia	Johnson	Kramer	Ellis	McDowell	Wyckoff	Day	Rijo	Davison	Miller	Burnham
M8	vs. Tennessee	Johnson	Kramer	Ellis	Day	Wyckoff	McDowell	Miller	Rijo	Davison	Herron
M9	vs. Oklahoma	Johnson	Kramer	Ellis	Day	Wyckoff	McDowell	Miller	Rijo	Davison	Burnham
M16	Saint Louis	Johnson	Kramer	Ellis	Day	Wyckoff	McDowell	Miller	Rijo	Davison	Burnham
M17	Oklahoma State	Johnson	Kramer	Ellis	Day	Wyckoff	McDowell	Miller	Rijo	Davison	Herron
M18	Oklahoma State	Johnson	Kramer	Ellis	Day	Wyckoff	McDowell	Miller	Rijo	Davison	Herron
M23	Ole Miss	Johnson	Kramer	Ellis	Day	Wyckoff	McDowell	Miller	Rijo	Davison	Herron
M24	Ole Miss	Johnson	Kramer	Ellis	Day	Wyckoff	McDowell	Miller	Rijo	Davison	Burnham
M25	Ole Miss	Johnson	Kramer	Ellis	Day	Wyckoff	McDowell	Miller	Rijo	Davison	Burnham



BRINLI BAIN • Brynn-lee

C/INF • L/R • 5-5 • Freshman
Eagleville, Tenn. • Eagleville HS

1

CAREER STATS

Year	Avg.	GP-GS	AB	R	H	2B	3B	HR	RBI	TB	SLG%	BB	HBP	SO	GDP	OBP	SF	SH	SB-ATT	PO	A	E	FLD%
2026	.000	0-0	-	-	-	-	-	-	-	-	.000	-	-	-	-	.000	-	-	0-0	-	-	-	.000
TOTAL	.000	0-0	-	-	-	-	-	-	-	-	.000	-	-	-	-	.000	-	-	0-0	-	-	-	.000

SEASON HIGHS

Category	No.	Opponent (Last)	Date
Hits	-	-	-
Doubles	-	-	-
Triples	-	-	-
Home Runs	-	-	-
RBI's	-	-	-
Runs	-	-	-
Walks	-	-	-
ABs	-	-	-

CAREER HIGHS

Category	No.	Opponent (Last)	Date
Hits	-	-	-
Doubles	-	-	-
Triples	-	-	-
Home Runs	-	-	-
RBI's	-	-	-
Runs	-	-	-
Walks	-	-	-
ABs	-	-	-

PLAYER PROFILE

- » Prepped at Eagleville High School in Eagleville, Tenn. Where she earned district MVP honors in addition to earning all-region, all-mid state and all-state recognition while leading Eagleville to two state championships.
- » Posted a .632 batting average with 60 hits in 95 at-bats while collecting nine home runs, 29 walks and 51 RBI while leading Eagleville to a 20-5 mark and a state championship in 2025.
- » Played varsity as an eighth grader while prepping at Eagleville.
- » Saw significant playing time at both catcher and second base during the fall season.
- » Rated as the No. 9 prospect nationally in the 2025 class by Perfect Game
- » Registered a .512 batting average with 246 hits, 39 home runs, 209 RBI and 112 walks during her high school career.
- » Also played basketball at Eagleville, scoring over 1000 career points while earning all-district and all-region honors. Averaged 17.7 points per game as a senior.
- » Father Tommy played baseball at Volunteer State Community College from 1992-1994 while her mother Tiffini played softball there from 1993-1995. Father, Tommy was also her assistant coach at Eagleville.

CAREER HONORS

- » No. 9 prospect nationally (Perfect Game)
- » Miss Tennessee Softball (2025)
- » TSWA 2025 First-Team All-State (2025, 2024, 2023)
- » Murfreesboro Daily News Journal All-Area (2025, 2024, 2023)

GAME-BY-GAME

Date	Opponent	Pos	AB	R	H	RBI	2B	3B	HR	BB	SB	CS	HBP	SAC	SF	GDP	K	PO	A	E	AVG
-	-	-	-	-	-	-	-	-	-	-	-	-	-	-	-	-	-	-	-	-	.000



REIS BEUERLEIN • BUR-line

RHP • R/R • 5-9 • Senior
Cave Creek, Ariz. • Pinnacle HS / Mississippi State

4

CAREER STATS

Year	ERA	W-L	APP	GS	CG	SHO	SV	IP	H	R	ER	BB	SO	2B	3B	HR	BF	B.AVG	WP	HBP	BK	SF	SH
2023	3.13	5-4	26	9	1	0/1	0	76.0	83	41	34	33	69	10	2	7	349	.269	12	0	0	4	3
2024	2.05	2-2	10	8	1	1/1	0	30.2	31	13	9	9	12	4	0	2	130	.263	4	1	0	1	1
2025	5.16	3-1	18	8	1	1/1	0	40.0	32	30	26	24	43	6	0	4	181	.218	3	4	0	4	2
2026	0.00	-	-	-	-	-	-	-	-	-	-	-	-	-	-	-	-	-	-	-	-	-	-
TOTAL	3.47	10-8	55	25	3	2/4	0	147.1	148	88	73	67	124	22	2	14	666	.261	19	5	0	9	6

SEASON HIGHS

Category	No.	Opponent (Last)	Date
Innings	5.1	Tennessee	3/24/25
Longest Start	5.0	Colorado State	4/15/25
Shortest Start	0.0	Florida	4/6/25
Longest Relief	5.1	Tennessee	3/24/25
Hits	4	2x (UCLA)	2/22/25
Runs	4	4x (Illinois)	2/28/25
Earned Runs	4	2x (UCLA)	2/22/25
Walks	3	Oklahoma	3/16/25
Strikeouts	10	Illinois	2/28/25
Pitches	84	Tennessee	3/24/25

CAREER HIGHS

Category	No.	Opponent (Last)	Date
Innings	7.0	Purdue	3/15/23
Longest Start	7.0	Purdue	3/15/23
Shortest Start	0.0	Florida	4/6/25
Longest Relief	5.1	Tennessee	3/24/25
Hits	7	Auburn	5/5/23
Runs	4	6x (Illinois)	2/28/25
Earned Runs	4	4x (UCLA)	2/22/25
Walks	4	3x (Auburn)	5/7/23
Strikeouts	14	Purdue	3/15/23
Pitches	112	Purdue	3/15/23

PLAYER PROFILE

- » Transferred to Arkansas after spending her freshman season at Mississippi State in 2023.
- » Pitched a five-inning perfect game on April 18, 2025 against Colorado State. Striking out two of her 15 batters faced while only throwing 46 pitches. Her 46 pitches were the fewest in a perfect game nationally since Liberty's Megan Johnson threw 39 during a perfect game against Texas Southern on March 6, 2020.
- » Made a team-high 26 appearances with nine starts while posting a 3.13 ERA and striking out 69 batters in 76 innings of work at Mississippi State (2023).
- » Prepped at Pinnacle High School in Phoenix, Ariz., where she led the state of Arizona in wins (23) as a senior in 2022.
- » Has over 100 cousins due to her father being one of 12 children. Second cousin is former NFL QB Steve Beuerlein.
- » Father Ed Beuerlein was drafted by the Milwaukee Brewers in the 14th round of the 1986 MLB draft before playing collegiately at Louisiana Tech and playing three years in the Houston Astros farm system.
- » Majoring in Information Systems Business Analytics

CAREER HONORS

- » SEC Pitcher of the Week (April 22, 2025)
- » SEC Freshman of the Week (March 21, 2023)
- » NFCA All-America Scholar-Athlete (2023)

GAME-BY-GAME (2025)

Date	Opponent	GS	IP	H	R	ER	BB	SO	2B	3B	HR	WP	BK	HBP	IBB	Score	W-L	Sv	ERA	NP	
Feb 07	vs Lipscomb	*	4.0	2	0	0	1	5	0	0	0	0	0	0	0	23-0	1-0	0	0.00	55	
Feb 08	vs Bradley		1.0	0	0	0	0	2	0	0	0	0	0	0	0	9-1	1-0	0	0.00	15	
Feb 15	vs Southern Miss	*	3.2	4	4	4	2	4	0	0	1	1	0	1	0	12-4	1-0	0	3.23	65	
Feb 21	vs LMU		2.0	3	2	2	0	3	1	0	0	0	0	0	0	6-2	1-0	0	3.94	25	
Feb 22	vs UCLA		0.2	4	4	4	2	0	0	0	0	0	0	0	0	1-9	1-0	0	6.18	40	
Feb 28	ILLINOIS	*	4.0	3	4	2	1	10	0	0	1	0	0	1	0	12-4	2-0	0	5.48	67	
Mar 02	MISSOURI STATE	*	2.0	2	1	1	0	5	2	0	0	0	0	0	0	13-2	2-0	0	5.25	29	
Mar 08	at Ole Miss		0.0	1	3	3	2	0	0	0	0	0	0	0	0	3-9	2-0	0	6.46	14	
Mar 16	OKLAHOMA		2.1	4	3	3	3	2	1	0	1	0	0	0	0	7-10	2-0	0	6.76	49	
Mar 24	at Tennessee		5.1	0	0	0	2	6	0	0	0	0	0	0	0	2-3	2-0	0	5.32	84	
Mar 29	KENTUCKY		1.0	0	0	0	0	1	0	0	0	0	0	0	0	10-2	2-0	0	5.12	13	
Mar 30	KENTUCKY	*	4.0	1	1	1	1	3	0	0	1	0	0	0	0	2-1	2-0	0	4.67	61	
Apr 06	at Florida	*	0.0	0	3	3	3	0	0	0	0	0	0	0	0	9-5	2-0	0	5.37	15	
Apr 18	COLORADO STATE-2	*	5.0	0	0	0	0	2	0	0	0	0	0	0	0	8-0	3-0	0	4.60	46	
Apr 27	at Texas A&M	*	3.2	4	1	1	3	0	1	0	0	1	0	0	0	0-2	3-1	0	4.34	61	
May 01	LSU		0.2	2	3	1	2	0	0	0	0	0	0	1	0	12-9	3-1	0	4.45	29	
May 02	LSU		0.0	1	1	1	2	0	0	0	0	0	0	0	0	2-13	3-1	0	4.63	16	
May 09	vs Oklahoma		0.2	1	0	0	0	0	1	0	0	1	0	1	0	6-8	3-1	0	4.55	15	
May 23	OLE MISS		0.2	3	4	4	1	0	2	0	1	0	0	0	0	7-9	3-2	0	5.16	22	
Totals			8	40.2	35	34	30	25	43	8	0	5	3	0	4	0	144-93	3-2	0	5.16	



ASHTYN REICHARDT • RIKE-hard

OF • L/L • 5-7 • Redshirt Freshman
Katy, Texas • Katy HS

5

CAREER STATS

Year	Avg.	GP-GS	AB	R	H	2B	3B	HR	RBI	TB	SLG%	BB	HBP	SO	GDP	OBP	SF	SH	SB-ATT	PO	A	E	FLD%
2025											DNP (INJ)												
2026	.000	0-0	-	-	-	-	-	-	-	-	.000	-	-	-	-	.000	-	-	0-0	-	-	-	.000
TOTAL	.000	0-0	-	-	-	-	-	-	-	-	.000	-	-	-	-	.000	-	-	0-0	-	-	-	.000

SEASON HIGHS

Category	No.	Opponent (Last)	Date
Hits	-	-	-
Doubles	-	-	-
Triples	-	-	-
Home Runs	-	-	-
RBI's	-	-	-
Runs	-	-	-
Walks	-	-	-
ABs	-	-	-

CAREER HIGHS

Category	No.	Opponent (Last)	Date
Hits	-	-	-
Doubles	-	-	-
Triples	-	-	-
Home Runs	-	-	-
RBI's	-	-	-
Runs	-	-	-
Walks	-	-	-
ABs	-	-	-

PLAYER PROFILE

- » Redshirted her true freshman season after suffering an ACL injury in the summer of 2025.
- » Coached first base for Arkansas in 2025.
- » Played high school softball with Cam Harrison and Kai-ley Wyckoff at Katy High School in Katy, Texas. Played under former Kansas (1988-1995) and Alabama coach (1996-1998) Kalum Haack at Katy.
- » Batted .551 with 59 hits, 10 doubles, three triples, 12 home runs, 46 RBI, 69 runs scored and 21 stolen bases as a senior at Katy (2024), helping lead the Tigers to a No. 1 national ranking during the 2024 season in which they posted a 39-3-1 overall record.
- » Struck out just once in her first 100 at-bats her senior year while at Katy High School.
- » Was one of six D1 signees on her high school team in 2024.
- » Played travel ball with Impact Gold Jackson 18U where she was teammates with current teammates Cam Harrison and Ella McDowell. Has played softball with Cam Harrison since she was eight years old.
- » Majoring in Biology

CAREER HONORS

- » District 19-6A First-Team (2021, 2022, 2023, 2024)
- » District 19-6A Offensive MVP (2024)
- » First-Team All-Greater Houston (2024)
- » Texas Class 6A First-Team All-State (2024)
- » Extra Inning Softball No. 22 Overall Player (2024)

GAME-BY-GAME

Date	Opponent	Pos	AB	R	H	RBI	2B	3B	HR	BB	SB	CS	HBP	SAC	SF	GDP	K	PO	A	E	AVG
-	-	-	-	-	-	-	-	-	-	-	-	-	-	-	-	-	-	-	-	-	.000



ELLA MCDOWELL

INF • R/R • 5-6 • Sophomore
Richmond, Texas • Foster HS

6

CAREER STATS

Year	Avg.	GP-GS	AB	R	H	2B	3B	HR	RBI	TB	SLG%	BB	HBP	SO	GDP	OBP	SF	SH	SB-ATT	PO	A	E	FLD%
2025	.352	58-58	179	39	63	10	1	7	54	96	.536	21	4	11	2	.425	3	0	2-2	44	79	4	.969
TOTAL	.352	58-58	179	39	63	10	1	7	54	96	.536	21	4	11	2	.425	3	0	2-2	44	79	4	.969

SEASON HIGHS

Category	No.	Opponent (Last)	Date
Hits	4	at Florida	4/5/25
Doubles	2	at Florida	4/5/25
Triples	1	Ole Miss	3/9/25
Home Runs	1	6x (Florida)	4/5/25
RBIs	5	South Carolina	4/11/25
Runs	3	Colorado State	4/18/25
Walks	2	2x (Colorado State)	4/18/25
ABs	5	2x (LSU)	5/1/25

CAREER HIGHS

Category	No.	Opponent (Last)	Date
Hits	4	at Florida	4/5/25
Doubles	2	at Florida	4/5/25
Triples	1	Ole Miss	3/9/25
Home Runs	1	6x (Florida)	4/5/25
RBIs	5	South Carolina	4/11/25
Runs	3	Colorado State	4/18/25
Walks	2	2x (Colorado State)	4/18/25
ABs	5	2x (LSU)	5/1/25

PLAYER PROFILE

- » Finished her freshman campaign with the fourth-highest batting average by a freshman in program history (.352) and recorded the third-highest OBP by a Razorback freshman (.425).
- » Registered 18 multi-hit games and 14 multi-RBI games while posting a 16-game reached base streak and a seven-game hitting streak during the 2025 season.
- » Earned 2025 NFCA Third-Team All-America honors while being named a Freshman All-American by D1 Softball.
- » Played at Foster High School, where she batted .704 with a .789 on-base percentage, 1,544 slugging percentage, 22 home runs, 71 runs, 58 RBI and 31 stolen bases as a senior in 2024. Her 22 home runs as a senior ranked seventh nationally among all prep players.
- » Finished the 2023 season on a 32-game hitting streak while totaling 59 hits and 12 home runs while registering a .678 batting average.
- » Was intentionally walked her last 11 at-bats of her high school career.
- » Played baseball from the ages of 6-8.
- » Favorite midnight snack is bread and butter.

CAREER HONORS

- » Third-Team NFCA All-America (2025)
- » D1 Softball Freshman All-America (2025)
- » D1 Softball National Freshman of the Week (2025)
- » SEC Freshman of the Week (April 1, 8, 29)
- » VYPE Houston Softball Player of the Year (2024)
- » US 18-U National Team Member (2024)
- » WBSC U-18 Women's Softball World Cup Group C Most Outstanding Player (2024)
- » All-Greater Houston Hitter of the Year (2024)
- » 20-5A District MVP (2021, 2022, 2023, 2024)
- » First-Team All-Greater Houston (2021, 2022, 2023, 2024)
- » All-Greater Houston Newcomer of the Year (2021)

GAME-BY-GAME (2025)

Date	Opponent	Pos	AB	R	H	RBI	2B	3B	HR	BB	SB	CS	HBP	SAC	SF	GDP	K	PO	A	E	AVG	
Feb 06	at Texas State	*3b	3	1	2	1	0	0	1	0	0	0	0	0	0	0	0	2	1	0	.667	
Feb 07	vs Lipscomb	*ss	2	2	1	0	1	0	0	2	0	0	0	0	0	0	0	1	0	0	.600	
Feb 07	vs Bradley	*3b	3	0	1	0	0	0	0	0	0	0	0	0	0	0	0	1	2	2	.500	
Feb 08	vs Bradley	*3b	3	0	1	1	0	0	0	1	0	0	0	0	0	0	0	0	4	0	.455	
Feb 08	vs San Diego	*3b	3	0	0	0	0	0	0	1	0	0	0	0	0	0	0	1	1	0	.357	
Feb 14	vs Louisiana Monroe	*3b	3	0	2	2	0	0	0	0	0	0	0	0	1	0	0	0	2	0	.412	
Feb 14	at Louisiana Tech	*3b	3	1	0	0	0	0	0	0	0	0	0	0	0	0	0	0	1	0	.350	
Feb 15	vs Southern Miss	*3b	4	2	2	1	1	0	1	0	0	0	0	0	0	0	0	0	1	0	.375	
Feb 16	vs Southern Miss	*3b	3	1	0	1	0	0	0	0	0	0	0	0	0	0	0	1	0	0	.333	
Feb 16	vs Louisiana Monroe	*3b	2	1	1	0	0	0	0	0	0	0	1	0	0	0	0	0	0	0	.345	
Feb 20	vs Rutgers	*3b	3	1	2	1	0	0	0	0	0	0	0	0	0	0	0	0	0	0	.375	
Feb 20	vs Cal State Fullerton	*3b	2	0	1	1	0	0	0	1	0	0	0	0	0	0	0	1	2	0	.382	
Feb 21	vs Loyola Marymount	*3b	4	0	1	0	0	0	0	0	0	0	0	0	0	0	0	1	0	2	.368	
Feb 22	vs Baylor	*3b	3	1	1	1	0	0	0	0	0	0	0	0	0	0	0	0	1	0	.366	
Feb 22	vs UCLA	*3b	3	0	1	0	0	0	0	0	0	0	0	0	0	0	0	0	4	0	.364	
Feb 28	IOWA	*3b	2	0	1	2	0	0	0	1	0	0	0	0	0	0	0	0	1	1	.370	
Feb 28	ILLINOIS	*3b	2	0	0	1	0	0	0	0	0	0	0	0	1	0	0	0	0	0	.354	
Mar 01	IOWA	*3b	3	2	2	3	1	0	1	0	1	0	0	0	0	0	0	0	1	0	.373	
Mar 01	ILLINOIS	*3b	4	0	1	0	0	0	0	0	0	0	0	0	0	0	0	0	4	0	.364	
Mar 02	MISSOURI STATE	*3b	3	1	1	2	0	0	1	0	0	0	0	0	0	0	0	0	1	5	.362	
Mar 07	at Ole Miss	*3b	1	0	1	0	0	0	0	1	0	0	1	0	0	0	0	0	0	2	.373	
Mar 08	at Ole Miss	*3b	4	0	0	1	0	0	0	0	0	0	0	0	0	0	0	1	2	0	.349	
Mar 09	at Ole Miss	*3b	3	2	2	4	0	1	0	1	0	0	1	0	0	0	0	0	0	0	.364	
Mar 15	OKLAHOMA-1	*3b	3	0	0	0	0	0	0	0	0	0	0	0	0	0	0	0	2	1	.348	
Mar 15	OKLAHOMA-2	*3b	4	0	2	2	0	0	0	0	0	0	0	0	0	0	0	2	0	0	.356	
Mar 16	OKLAHOMA	*3b	2	0	0	0	0	0	0	1	0	0	0	0	0	0	0	0	1	0	.347	
Mar 18	UCA	*3b	3	0	1	1	0	0	0	0	0	0	0	0	0	0	0	0	2	0	.346	
Mar 22	at Tennessee	*3b	4	1	1	0	0	0	0	0	0	0	0	0	0	0	0	2	1	0	.341	
Mar 23	at Tennessee	*3b	4	0	0	0	0	0	0	0	0	0	0	0	0	0	0	1	2	0	.326	
Mar 24	at Tennessee	*3b	2	0	1	0	0	0	0	1	0	0	0	0	0	0	0	0	2	1	.330	
Mar 28	KENTUCKY	*3b	2	0	0	0	0	0	0	1	0	0	0	0	0	0	0	0	1	1	.322	
Mar 29	KENTUCKY	*3b	2	0	1	2	0	0	0	1	0	0	0	0	0	0	0	0	1	3	.326	
Mar 30	KENTUCKY	*3b	3	1	2	1	0	0	1	0	0	0	0	0	0	0	0	0	1	1	.337	
Apr 04	at Florida	*3b	4	0	3	0	0	0	0	0	0	0	0	0	0	0	0	0	2	0	.354	
Apr 05	at Florida	*3b	5	1	4	4	0	0	1	1	0	0	0	0	0	0	0	0	2	5	.375	
Apr 06	at Florida	*3b	4	2	3	2	2	0	0	0	0	0	0	0	0	0	0	4	2	0	.389	
Apr 07	at North Florida	*3b	4	1	2	2	1	0	0	0	0	0	0	0	0	0	0	0	1	4	.393	
Apr 11	SOUTH CAROLINA	*3b	4	2	2	5	1	0	0	0	0	0	0	0	0	0	1	0	0	0	.397	
Apr 12	SOUTH CAROLINA	*3b	3	0	0	1	0	0	0	1	0	0	0	0	0	0	0	0	2	4	.387	
Apr 13	SOUTH CAROLINA	*3b	4	1	2	0	0	0	0	0	0	0	0	0	0	0	0	0	1	0	.390	
Apr 15	at UCA	*3b	4	2	2	0	1	0	0	0	0	0	0	0	0	0	0	0	1	2	.394	
Apr 18	COLORADO STATE-1	*3b	1	3	1	2	0	0	0	2	1	0	0	0	0	0	0	0	1	1	.398	
Apr 18	COLORADO STATE-2	*3b	2	1	0	0	0	0	0	1	0	0	0	0	0	0	0	0	0	2	.392	
Apr 25	at Texas A&M	*3b	4	2	2	3	0	0	1	0	0	0	0	0	0	0	0	1	0	0	.396	
Apr 26	at Texas A&M	*3b	4	1	3	0	0	0	0	0	0	0	0	0	0	0	0	0	1	1	.406	
Apr 27	at Texas A&M	*3b	3	0	0	0	0	0	0	0	0	0	0	0	0	0	1	1	1	0	.397	
May 01	LSU	*3b	5	1	1	0	0	0	0	0	0	0	0	0	0	0	0	0	1	2	.390	
May 02	LSU	*of	4	1	1	0	0	0	0	0	0	0	0	0	0	0	0	2	2	0	.303	
May 03	LSU	*3b	4	1	0	0	0	0	0	0	0	0	0	0	0	0	0	0	1	1	.370	
May 07	at Georgia	*3b	3	0	0	0	0	0	0	0	0	0	0	0	0	0	0	1	1	2	.363	
May 08	vs Tennessee	*3b	3	0	0	0	0	0	0	0	0	0	0	0	0	0	0	0	1	0	.356	
May 09	vs Oklahoma	*3b	2	1	1	1	0	0	0	1	0	0	0	0	1	0	0	0	1	1	.358	
May 16	SAINT LOUIS	*3b	2	1	0	1	0	0	0	1	0	0	0	0	0	0	0	0	2	0	.354	
May 17	OKLAHOMA STATE	*3b	4	0	1	1	1	0	0	0	0	0	0	0	0	0	0	0	2	0	.351	
May 18	OKLAHOMA STATE	*3b	4	2	3	2	1	0	0	0	0	0	0	0	0	0	0	1	0	0	.360	
May 23	OLE MISS	*3b	2	0	0	0	0	0	0	1	0	0	1	0	0	0	0	0	0	1	.356	
May 24	OLE MISS	*3b	3	0	1	1	0	0	0	0	0	0	0	0	0	0	0	0	2	1	.356	
May 25	OLE MISS	*3b	2	0	0	1	0	0	0	1	0	0	0	0	0	0	0	0	1	0	.352	
Totals			58gs	179	39	63	54	10	1	7	21	2	0	4	0	3	2	11	44	79	4	.352



KYLER DEL DUCA • DELL-Duke-uh

UTL • R/R • 5-4 • Freshman
Chino, Calif. • Chino Hills HS

8

CAREER STATS

Year	Avg.	GP-GS	AB	R	H	2B	3B	HR	RBI	TB	SLG%	BB	HBP	SO	GDP	OBP	SF	SH	SB-ATT	PO	A	E	FLD%
2026	.000	0-0	-	-	-	-	-	-	-	-	.000	-	-	-	-	.000	-	-	0-0	-	-	-	.000
TOTAL	.000	0-0	-	-	-	-	-	-	-	-	.000	-	-	-	-	.000	-	-	0-0	-	-	-	.000

SEASON HIGHS

Category	No.	Opponent (Last)	Date
Hits	-	-	-
Doubles	-	-	-
Triples	-	-	-
Home Runs	-	-	-
RBIs	-	-	-
Runs	-	-	-
Walks	-	-	-
ABs	-	-	-

CAREER HIGHS

Category	No.	Opponent (Last)	Date
Hits	-	-	-
Doubles	-	-	-
Triples	-	-	-
Home Runs	-	-	-
RBIs	-	-	-
Runs	-	-	-
Walks	-	-	-
ABs	-	-	-

PLAYER PROFILE

- » Four-year letterwinner and three-time all-league selection at Chino Hills in Chino, Calif., playing middle infield and outfield for the Huskies, leading them to four Baseline League Championships.
- » Registered a .401 batting average with 102 hits, 23 doubles, two triples, 18 home runs, 37 walks and 68 RBI during her high school career.
- » Hit .406 with 39 hits, 11 doubles, two triples, 10 home runs, 17 walks and 31 RBI as a senior in 2025. Batted .429 as a junior in 2024 with 33 hits, eight doubles, five home runs, 20 RBI, 21 runs scored and nine stolen bases in addition to a .727 slugging percentage
- » Played travel ball for OC Batbusters-Stith, leading them to an Alliance Super Cup Championship and IDT Championship in 2025.
- » Also participated in flag football where she was an all-league selection and participated in the Inland Valley Classic All-Star Games.
- » Plans to major in business

CAREER HONORS

- » Three-time All-Baseline League Selection

GAME-BY-GAME

Date	Opponent	Pos	AB	R	H	RBI	2B	3B	HR	BB	SB	CS	HBP	SAC	SF	GDP	K	PO	A	E	AVG
-	-	-	-	-	-	-	-	-	-	-	-	-	-	-	-	-	-	-	-	-	.000



ROBYN HERRON

LHP • R/L • 5-10 • Senior
Tampa, Fla. • Sickles HS

11

CAREER STATS

Year	ERA	W-L	APP	GS	CG	SHO	SV	IP	H	R	ER	BB	SO	2B	3B	HR	BF	B.AVG	WP	HBP	BK	SF	SH
2023	2.30	8-4	24	13	2	2/3	0	73.0	46	29	24	38	107	5	1	8	306	.175	8	3	0	1	1
2024	1.62	12-9	29	19	10	5/0	0	125.1	74	36	29	43	143	9	2	7	503	.171	11	12	0	5	9
2025	2.72	18-7	34	24	11	4/2	3	144.0	102	69	56	74	160	18	2	13	618	.195	11	15	0	4	1
TOTAL	2.23	38-20	87	56	23	11/5	3	342.1	222	134	109	155	410	32	5	28	1427	.182	30	30	0	10	11

SEASON HIGHS

Category	No.	Opponent (Last)	Date
Innings	8.0	Tennessee	3/22/25
Longest Start	8.0	Tennessee	3/22/25
Shortest Start	3.0	Bradley	2/8/25
Longest Relief	5.2	Florida	4/5/25
Hits	7	2x (South Carolina)	4/13/25
Runs	7	Oklahoma	3/15/25
Earned Runs	7	Oklahoma	3/15/25
Walks	8	Oklahoma	3/15/25
Strikeouts	16	Tennessee	3/22/25
Pitches	155	Tennessee	3/22/25

CAREER HIGHS

Category	No.	Opponent (Last)	Date
Innings	8.0	Tennessee	3/22/25
Longest Start	8.0	Tennessee	3/22/25
Shortest Start	0.2	Auburn	3/17/24
Longest Relief	6.1	2x (SEMO)	3/3/24
Hits	7	2x (South Carolina)	4/13/25
Runs	7	Oklahoma	3/15/25
Earned Runs	7	Oklahoma	3/15/25
Walks	8	Oklahoma	3/15/25
Strikeouts	16	Tennessee	3/22/25
Pitches	155	Tennessee	3/22/25

PLAYER PROFILE


- » The senior left-hander ranks first in program history in career opponent batting average (.182), sixth in shutouts (11), seventh in earned run average (2.23), and eighth in wins (38)
- » Her 10 10+ strikeout games are the third-most in program history trailing only Katy Henry (2005-08, 14) and Mary Haff (2018-22, 16).
- » Earned second-team All-America honors from both DI Softball and Softball America and was also named Second-Team All-SEC and Second-Team NFCA All-Central region in 2025.
- » Herron and Nija Canady of Texas Tech are the only two returning pitchers nationally to rank in the top 30 nationally in fewest hits allowed per seven innings during each of the previous three seasons.
- » Tied a program single-game record with 16 strikeouts during an eight-inning complete-game win over Tennessee in her last start on March 22. She allowed just four hits in the win.
- » Trained under the same pitching coach as former Arkansas All-American Mary Haff growing up.

CAREER HONORS

- » SEC Spring Academic Honor Roll (2024)
- » SEC Pitcher of the Week (April 16, 2024)
- » Extra Inning Softball's Extra Elite 100 No. 14 Overall Player (2022)

GAME-BY-GAME (2025)

Date	Opponent	GS	IP	H	R	ER	BB	SO	2B	3B	HR	WP	BK	HBP	IBB	Score	W-L	Sv	ERA	NP	
Feb 06	at Texas State	*	6.0	3	1	0	4	5	1	0	0	1	0	0	0	3-1	1-0	0	0.00	105	
Feb 08	vs Bradley	*	3.0	1	1	1	2	4	0	0	0	0	0	0	0	9-1	1-0	0	0.78	38	
Feb 14	at Louisiana Tech	*	5.0	3	1	1	1	7	0	0	1	0	0	0	0	9-1	2-0	0	1.00	65	
Feb 16	vs Louisiana Monroe	*	5.0	0	0	0	2	11	0	0	0	1	0	0	0	10-0	3-0	0	0.74	71	
Feb 20	vs Cal State Fullerton	*	5.0	1	0	0	2	8	0	1	0	1	0	0	0	10-0	4-0	0	0.58	60	
Feb 22	vs Baylor	*	4.0	0	0	0	0	6	0	0	0	0	0	1	0	8-0	5-0	0	0.50	55	
Feb 28	IOWA	*	5.0	1	0	0	1	6	0	0	0	0	0	1	0	9-0	6-0	0	0.42	74	
Mar 07	at Ole Miss	*	5.0	6	5	3	1	5	0	0	1	1	0	2	0	1-9	6-1	0	0.92	108	
Mar 09	at Ole Miss	*	5.0	5	3	3	6	4	0	0	1	1	0	0	0	20-3	7-1	0	1.30	98	
Mar 15	OKLAHOMA-1	*	6.1	5	7	7	8	5	1	0	1	0	0	1	0	0-7	7-2	0	2.13	124	
Mar 15	OKLAHOMA-2	*	1.2	2	2	2	3	1	1	0	0	0	0	1	0	4-6	7-3	0	2.33	54	
Mar 18	UCA	*	4.2	4	3	2	1	6	1	0	0	0	0	1	0	6-3	8-3	0	2.39	79	
Mar 22	at Tennessee	*	8.0	4	3	3	4	16	2	0	1	0	0	1	0	6-3	9-3	0	2.42	155	
Mar 23	at Tennessee	*	0.2	2	0	0	1	0	0	0	0	0	0	1	0	9-0	9-3	0	2.39	23	
Mar 28	KENTUCKY	*	2.2	1	0	0	2	2	0	0	0	1	0	0	0	5-3	9-3	1	2.30	53	
Mar 29	KENTUCKY	*	4.0	7	2	1	1	5	0	0	0	1	0	0	0	10-2	10-3	1	2.27	60	
Apr 04	at Florida	*	7.0	4	1	1	2	4	0	0	1	0	0	0	0	4-1	11-3	1	2.15	113	
Apr 05	at Florida	*	5.2	2	5	1	2	5	0	0	2	1	0	2	0	7-10	11-4	1	2.09	99	
Apr 11	SOUTH CAROLINA	*	6.0	3	2	2	4	9	1	0	0	0	0	1	0	10-2	12-4	1	2.11	111	
Apr 12	SOUTH CAROLINA	*	1.2	1	0	0	0	2	0	0	0	0	0	0	0	4-5	12-4	1	2.07	26	
Apr 13	SOUTH CAROLINA	*	7.0	7	4	4	3	7	1	0	1	0	0	1	0	5-4	13-4	1	2.21	122	
Apr 18	COLORADO STATE-1	*	3.0	2	1	1	1	4	2	0	0	0	0	0	0	14-1	14-4	1	2.21	45	
Apr 25	at Texas A&M	*	5.0	3	3	2	3	4	1	0	0	0	0	0	0	7-5	15-4	1	2.24	94	
Apr 26	at Texas A&M	*	0.1	0	0	0	1	0	0	0	0	0	0	0	0	7-4	15-4	2	2.23	8	
Apr 27	at Texas A&M	*	2.1	2	1	1	0	1	0	0	1	0	0	1	0	0-2	15-4	2	2.25	29	
May 01	LSU	*	3.1	2	2	2	6	3	0	0	0	0	0	0	0	12-9	15-4	3	2.31	74	
May 02	LSU	*	4.1	6	7	5	4	5	3	0	0	1	0	0	0	2-13	15-5	3	2.52	93	
May 07	at Georgia	*	3.0	1	0	0	0	3	0	0	0	0	0	0	0	5-1	16-5	3	2.46	32	
May 08	vs Tennessee	*	7.0	6	1	0	0	9	0	0	0	2	0	0	0	6-1	17-5	3	2.32	90	
May 16	SAINT LOUIS	*	5.0	0	0	0	1	6	0	0	0	0	0	1	0	10-0	14-2	3	2.66	66	
May 09	vs Oklahoma	*	2.0	4	4	0	0	3	1	0	2	0	0	0	0	6-8	17-6	3	2.50	43	
May 17	OKLAHOMA STATE	*	4.0	5	5	5	3	3	2	1	0	0	0	0	0	6-5	17-6	3	2.69	85	
May 18	OKLAHOMA STATE	*	6.0	3	0	0	1	2	0	0	0	0	0	1	0	12-0	18-6	3	2.57	74	
May 23	OLE MISS	*	2.0	2	3	3	2	2	1	0	1	0	0	0	0	7-9	18-6	3	2.69	47	
May 25	OLE MISS	*	3.1	3	2	2	3	3	0	0	0	0	0	0	0	4-7	18-7	3	2.72	57	
Totals			24	144.0	102	69	56	74	160	18	2	13	11	0	15	0	237-126	18-7	3	2.72	



PAYTON BURNHAM

RHP • R/R • 5-8 • Sophomore
Eugene, Ore. • Sheldon HS

12

CAREER STATS

Year	Avg.	GP-GS	AB	R	H	2B	3B	HR	RBI	TB	SLG%	BB	HBP	SO	GDP	OBP	SF	SH	SB-ATT	PO	A	E	FLD%
2025	.000	18-9	7	0	0	0	0	0	1	0	.000	0	0	1	1	.000	1	0	0-0	2	8	2	.833
TOTAL	.000	18-9	7	0	0	0	0	0	1	0	.000	0	0	1	1	.000	1	0	0-0	2	8	2	.833

Year	ERA	W-L	APP	GS	CG	SHO	SV	IP	H	R	ER	BB	SO	2B	3B	HR	BF	B.AVG	WP	HBP	BK	SF	SH
2025	2.62	16-2	29	20	5	4/3	3	117.1	95	49	44	44	94	11	0	15	494	.217	4	7	0	0	6
TOTAL	2.62	16-2	29	20	5	4/3	3	117.1	95	49	44	44	94	11	0	15	494	.217	4	7	0	0	6

SEASON HIGHS (PITCHING)

Category	No.	Opponent (Last)	Date
Innings	7.0	2x (Ole Miss)	5/24/25
Longest Start	7.0	2x (Ole Miss)	5/24/25
Shortest Start	2.2	UCLA	2/22/25
Longest Relief	4.0	Oklahoma State	5/17/25
Hits	7	LSU	5/1/25
Runs	6	Ole Miss	3/8/25
Earned Runs	4	2x (Oklahoma)	3/16/25
Walks	8	Texas A&M	4/26/25
Strikeouts	9	Central Arkansas	4/15/25
Pitches	120	Texas A&M	4/26/25

CAREER HIGHS (PITCHING)

Category	No.	Opponent (Last)	Date
Innings	7.0	2x (Ole Miss)	5/24/25
Longest Start	7.0	2x (Ole Miss)	5/24/25
Shortest Start	2.2	UCLA	2/22/25
Longest Relief	4.0	Oklahoma State	5/17/25
Hits	7	LSU	5/1/25
Runs	6	Ole Miss	3/8/25
Earned Runs	4	2x (Oklahoma)	3/16/25
Walks	8	Texas A&M	4/26/25
Strikeouts	9	Central Arkansas	4/15/25
Pitches	120	Texas A&M	4/26/25

SEASON HIGHS (HITTING)

Category	No.	Opponent (Last)	Date
Hits	-	-	-
Doubles	-	-	-
Triples	-	-	-
Home Runs	-	-	-
RBI	1	Bradley	2/7/25
Runs	-	-	-
Walks	-	-	-
ABs	1	Lipscomb	2/7/25

CAREER HIGHS (HITTING)

Category	No.	Opponent (Last)	Date
Hits	-	-	-
Doubles	-	-	-
Triples	-	-	-
Home Runs	-	-	-
RBI	1	Bradley	2/7/25
Runs	-	-	-
Walks	-	-	-
ABs	1	Lipscomb	2/7/25

CAREER HONORS | PLAYER PROFILE

- » D1 Softball Freshman All-American (2025)
- » MaxPreps All-American (2024)
- » Oregon Gatorade Player of the Year (2023)
- » Led Shelton HS to 6A Oregon State title (2023,2024)
- » Oregon 6A Pitcher of the Year (2023, 2024)
- » Struck out 10 while spinning a no-hitter in the 2024 Oregon 6A State Championship.
- » Enjoys hunting, and training both horses and dogs in her free time.

GAME-BY-GAME (2025)

Date	Opponent	Pos	AB	R	H	RBI	2B	3B	HR	BB	SB	CS	HBP	SAC	SF	GDP	K	PO	A	E	AVG
Feb 07	vs Lipscomb	ph	1	0	0	0	0	0	0	0	0	0	0	0	0	0	0	0	0	0	.000
Feb 07	vs Bradley	*p/ph	0	0	0	1	0	0	0	0	0	0	0	0	0	1	0	0	0	0	.000
Feb 14	vs Louisiana Monroe	*p	2	0	0	0	0	0	0	0	0	0	0	0	0	0	1	0	0	0	.000
Feb 16	vs Louisiana Monroe	ph	1	0	0	0	0	0	0	0	0	0	0	0	0	0	0	0	0	0	.000
Feb 22	vs Baylor	ph	1	0	0	0	0	0	0	0	0	0	0	0	0	0	0	0	0	0	.000
Mar 01	IOWA	ph	1	0	0	0	0	0	0	0	0	0	0	0	0	0	0	1	0	0	.000
Mar 30	KENTUCKY	p	1	0	0	0	0	0	0	0	0	0	0	0	0	0	0	1	0	0	.000
Totals		Tgs	7	0	0	1	0	0	0	0	0	0	0	0	1	1	1	2	8	2	.000

Date	Opponent	GS	IP	H	R	ER	BB	SO	2B	3B	HR	WP	BK	HBP	IBB	Score	W-L	Sv	ERA	NP
Feb 07	vs Bradley	*	6.1	3	1	1	1	8	0	0	0	1	0	1	0	3-1	1-0	0	1.11	94
Feb 08	vs San Diego		2.0	0	0	0	0	2	0	0	0	0	0	0	0	2-1	2-0	0	0.84	25
Feb 14	vs Louisiana Monroe	*	4.0	2	1	1	3	4	0	0	0	0	0	1	0	11-2	3-0	0	1.14	61
Feb 16	vs Southern Miss		1.1	0	0	0	1	3	0	0	0	0	0	0	0	12-3	3-0	0	1.02	20
Feb 20	vs Rutgers	*	5.0	2	0	0	0	5	0	0	0	0	0	1	0	10-0	4-0	0	0.75	61
Feb 22	vs UCLA	*	2.2	4	4	4	0	2	0	0	1	0	0	2	0	1-9	4-1	0	1.97	44
Feb 28	ILLINOIS		2.0	0	0	0	0	4	0	0	0	0	0	0	0	12-4	4-1	1	1.80	22
Mar 01	ILLINOIS	*	6.0	4	1	2	4	0	0	0	0	0	0	0	0	10-1	5-1	1	1.67	71
Mar 08	at Ole Miss	*	3.0	6	6	3	0	2	1	0	1	0	0	0	0	3-9	5-2	1	2.16	71
Mar 15	OKLAHOMA-2	*	5.1	5	4	4	2	3	2	0	2	0	0	0	0	4-6	5-2	1	2.60	83
Mar 16	OKLAHOMA		3.1	3	2	1	1	3	1	0	0	1	0	0	0	7-10	5-2	1	2.56	54
Mar 23	at Tennessee	*	6.1	3	0	0	3	5	1	0	0	0	0	0	0	9-0	6-2	1	2.22	88
Mar 28	KENTUCKY	*	4.1	6	3	3	3	5	1	0	1	0	0	1	0	5-3	7-2	1	2.44	86
Mar 30	KENTUCKY		3.0	2	0	0	2	1	0	0	0	0	0	0	0	2-1	8-2	1	2.30	40
Apr 05	at Florida	*	3.0	3	5	5	4	1	0	0	1	0	0	0	0	7-10	8-2	1	2.79	65
Apr 06	at Florida		0.1	0	0	0	0	0	0	0	0	0	0	0	0	9-5	8-2	2	2.78	4
Apr 07	at North Florida	*	3.0	2	0	0	0	4	0	0	0	0	0	0	0	14-0	9-2	2	2.64	40
Apr 12	SOUTH CAROLINA	*	4.1	8	2	2	0	1	1	0	0	1	0	0	0	4-5	9-2	2	2.68	51
Apr 15	at UCA	*	6.0	3	0	0	1	9	0	0	0	0	0	0	0	7-0	10-2	2	2.45	94
Apr 25	at Texas A&M		2.0	3	2	2	1	1	0	0	1	0	0	0	0	7-5	10-2	3	2.58	45
Apr 26	at Texas A&M	*	6.2	5	4	3	8	2	0	0	1	1	0	0	2	7-4	11-2	3	2.62	120
May 01	LSU		3.0	7	4	4	4	0	1	0	1	0	0	0	0	12-9	12-2	3	2.87	81
May 03	LSU	*	7.0	4	0	0	2	6	2	0	0	0	0	0	0	6-0	13-2	3	2.64	79
May 07	at Georgia	*	4.0	5	1	1	1	2	0	0	0	0	0	0	0	5-1	13-2	3	2.61	62
May 16	SAINT LOUIS	*	5.0	0	0	0	1	6	0	0	0	0	0	1	0	10-0	14-2	3	2.66	66
May 17	OKLAHOMA STATE		4.0	2	0	0	1	0	0	0	0	0	0	0	0	6-5	15-2	3	2.56	55
May 24	OLE MISS	*	7.0	3	0	0	1	7	0	0	0	0	0	0	0	4-0	16-2	3	2.40	77
May 25	OLE MISS	*	3.2	4	5	5	1	4	1	0	2	0	0	0	0	4-7	16-2	3	2.62	53
Totals			20	117.1	95	49	44	44	94	11	0	15	4	0	7	199-109	16-2	3	2.62	-



KASEY WOOD

UTL • R/R • 5-8 • Junior
Bentonville, Ark. • Bentonville HS

13

CAREER STATS

Year	Avg.	GP-GS	AB	R	H	2B	3B	HR	RBI	TB	SLG%	BB	HBP	SO	GDP	OBP	SF	SH	SB-ATT	PO	A	E	FLD%
2024	.000	4-0	0	0	0	0	0	0	0	0	.000	0	0	0	0	.000	0	0	0-0	0	0	0	.000
2025	.000	31-0	2	16	0	0	0	0	0	0	.000	1	0	2	0	.333	0	0	0-0	0	2	0	1.000
TOTAL	.000	33-0	2	16	0	0	0	0	0	0	.000	1	0	2	0	.333	0	0	0-0	0	2	0	1.000

SEASON HIGHS

Category	No.	Opponent (Last)	Date
Hits	-	-	-
Doubles	-	-	-
Triples	-	-	-
Home Runs	-	-	-
RBI's	-	-	-
Runs	1	9x (South Carolina)	4/11/25
Walks	1	Lipscomb	2/7/25
ABs	1	2x (Colorado State)	4/18/25

CAREER HIGHS

Category	No.	Opponent (Last)	Date
Hits	-	-	-
Doubles	-	-	-
Triples	-	-	-
Home Runs	-	-	-
RBI's	-	-	-
Runs	1	9x (South Carolina)	4/11/25
Walks	1	Lipscomb	2/7/25
ABs	1	2x (Colorado State)	4/18/25

PLAYER PROFILE

- » Appeared in 31 games, primarily as a pinch runner in 2025. Garnered an at-bat and a walk during a 23-0 win over Lipscomb (Feb. 7). Scored a run in wins over Bradley (Feb. 8), Southern Miss (Feb. 15-16), Rutgers (Feb. 20)
- » Appeared twice as a pinch runner in 2024 while also making two appearances in the circle, totaling 1.2 scoreless innings and no earned runs.
- » Prepped as a two-way star at Bentonville High School in Bentonville, Ark., leading the Tigers to back-to-back Arkansas 6A State Championships in 2021 and 2022.
- » Ranked No. 36 in Extra Inning Softball's 2023 Extra Elite 100
- » Hit .466 with four home runs, 22 RBI and 39 runs scored as a junior while racking up a .581 on-base percentage and .849 slugging percentage.
- » Compiled 13 wins and 90 strikeouts in the circle and slashing .324/.419/.477 with KC Peppers 18U-Wallace and tabbed to the Extra Inning Softball 2021 "All Summer Team" for the 18U level
- » Majoring in Recreation and Sport Management

CAREER HONORS

- » First-Year SEC Academic Honor Roll (2024)
- » NWA Arkansas Democrat-Gazette Player of the Year (2023, 2024)
- » No. 36 in Extra Inning Softball's 2023 Extra Elite 100

GAME-BY-GAME (2025)

Date	Opponent	Pos	AB	R	H	RBI	2B	3B	HR	BB	SB	CS	HBP	SAC	SF	GDP	K	PO	A	E	AVG
Feb 07	vs Lipscomb	ph/3b	1	0	0	0	0	0	0	1	0	0	0	0	0	0	1	0	2	0	.000
Apr 18	COLORADO STATE-1	ph/of	1	0	0	0	0	0	0	0	0	0	0	0	0	0	1	0	0	0	.000
Totals		Ogs	2	12	0	0	0	0	0	1	0	0	0	0	0	0	2	0	2	0	.000



KARLIE DAVISON

INF • R/R • 5-8 • Senior
Torrance, Calif. • Chadwick HS / Utah

14

CAREER STATS

Year	Avg.	GP-GS	AB	R	H	2B	3B	HR	RBI	TB	SLG%	BB	HBP	SO	GDP	OBP	SF	SH	SB-ATT	PO	A	E	FLD%
2023	.203	56-56	133	25	27	3	0	11	32	63	.474	13	1	26	2	.275	2	4	2-3	51	87	13	.914
2024	.294	40-31	85	16	25	5	0	3	12	39	.459	11	2	20	0	.384	1	2	5-6	19	42	6	.910
2025	.272	58-58	151	34	41	11	2	5	23	71	.470	14	8	21	0	.360	2	3	5-5	81	105	2	.989
TOTAL	.252	154-145	369	75	93	19	2	19	67	173	.469	38	11	67	2	.336	5	9	12-14	151	234	21	.948

SEASON HIGHS

Category	No.	Opponent (Last)	Date
Hits	3	2x (UCA)	4/15/25
Doubles	1	10x (Oklahoma St.)	5/18/25
Triples	1	2x (Ole Miss)	3/8/25
Home Runs	1	4x (Oklahoma St.)	5/18/25
RBI's	4	Oklahoma State	5/18/25
Runs	3	Lipscomb	2/7/25
Walks	2	2x (Colorado St.)	4/18/25
ABs	4	7x (Oklahoma St.)	5/18/25

CAREER HIGHS

Category	No.	Opponent (Last)	Date
Hits	3	4x (UCA)	4/15/25
Doubles	1	18x (Oklahoma St.)	5/18/25
Triples	1	2x (Ole Miss)	3/8/25
Home Runs	2	Oregon	5/6/23
RBI's	5	Southern Illinois	5/19/23
Runs	3	Lipscomb	2/7/25
Walks	2	5x (Colorado State)	4/18/25
ABs	5	Arizona	3/18/23

PLAYER PROFILE


- » Transferred to Arkansas from Utah where she spent the 2023-24 seasons. Davison was coached by DJ Gasso at Utah in 2023.
- » Posted an impressive .989 fielding percentage at second base last season.
- » Logged an appearance in 40 games to go with 31 starts while posting a .294 average with five doubles, three homers, 12 RBI's, 15 runs scored, five stolen bases and 11 walks as a sophomore at Utah in 2024.
- » As a freshman she belted a team-high 11 home runs while starting all 56 games and helping lead Utah to a Women's College World Series appearance.
- » Majoring in business analytics and communication.
- » Was a Top 50 recruit in the 2022 class and four-year starter and three-time team captain at Chadwick High School. Played travel ball for OC Batbusters 18U-Stith.
- » Father Scott Davison pitched in the MLB with the Seattle Mariners from 1995-1996. Both her grandfathers Ralph Davison (SD Padres) and Dave Mardsen (LA Angels) were drafted and played in the minor leagues.

CAREER HONORS

- » Pac-12 Freshman of the Week (May 8, 2023)
- » Pac-12 Player of the Week (May 8, 2023)
- » NFCA Scholar Athlete (2023)

GAME-BY-GAME (2025)

Date	Opponent	Pos	AB	R	H	RBI	2B	3B	HR	BB	SB	CS	HBP	SAC	SF	GDP	K	PO	A	E	AVG	
Feb 06	at Texas State	*2b	2	0	0	0	0	0	0	0	0	0	0	0	0	0	1	3	2	1	.000	
Feb 07	vs Lipscomb	*2b	2	3	1	0	0	0	0	2	1	0	0	0	0	0	0	1	2	0	.250	
Feb 07	vs Bradley	*2b	2	0	0	0	0	0	0	0	0	0	0	0	0	0	0	2	1	0	.167	
Feb 08	vs Bradley	*2b	3	0	1	1	1	0	0	0	1	0	0	0	0	0	0	0	2	1	.222	
Feb 14	vs Louisiana Monroe	*2b/ph	0	1	0	0	0	0	0	0	0	0	1	0	0	0	0	0	2	1	.222	
Feb 14	at Louisiana Tech	*dh/2b	3	0	0	0	0	0	0	0	0	0	0	0	0	0	0	0	1	0	.167	
Feb 15	vs Southern Miss	*dh/2b	1	0	0	0	0	0	0	0	0	0	1	0	0	0	0	1	0	1	.154	
Feb 16	vs Southern Miss	*2b	2	2	2	1	1	0	0	1	1	0	0	0	0	0	0	0	1	0	.267	
Feb 16	vs Louisiana Monroe	*2b	2	1	0	0	0	0	0	0	0	0	1	0	0	0	0	1	1	0	.235	
Feb 20	vs Rutgers	*dh/2b	2	1	0	1	0	0	0	1	0	0	0	0	0	0	0	0	3	0	.211	
Feb 20	vs Cal State Fullerton	*2b	1	1	0	2	0	0	0	1	0	0	0	0	1	0	0	1	2	0	.200	
Feb 21	vs Loyola Marymount	*2b	3	1	2	0	0	0	0	0	0	0	0	0	0	0	0	1	0	0	.261	
Feb 22	vs Baylor	*2b	2	1	0	0	0	0	0	0	0	1	0	0	0	0	0	0	1	1	.240	
Feb 22	vs UCLA	*2b	2	0	0	0	0	0	0	0	0	0	0	0	0	0	0	2	0	0	.222	
Feb 28	IOWA	*2b	2	0	0	0	0	0	0	0	0	0	0	0	0	0	1	0	0	0	.207	
Feb 28	ILLINOIS	*2b	3	1	2	1	0	1	0	0	0	0	0	0	0	0	0	0	1	0	.250	
Mar 01	IOWA	*2b	2	1	2	2	1	0	0	0	0	0	0	0	0	0	0	3	5	0	.294	
Mar 01	ILLINOIS	*2b	3	1	1	1	1	0	0	1	1	0	0	0	0	0	0	0	4	0	.297	
Mar 02	MISSOURI STATE	*2b	3	1	1	0	1	0	0	0	0	0	0	0	0	0	0	0	1	0	.300	
Mar 07	at Ole Miss	*2b	2	0	0	0	0	0	0	0	0	0	1	0	0	0	1	1	0	0	.286	
Mar 08	at Ole Miss	*2b	3	0	3	0	1	1	0	0	0	0	0	0	0	0	0	1	3	0	.333	
Mar 09	at Ole Miss	*2b	4	1	1	1	0	0	0	0	0	0	1	0	0	0	1	0	2	0	.327	
Mar 15	OKLAHOMA-1	*2b	3	0	0	0	0	0	0	0	0	0	0	0	0	0	0	2	3	0	.308	
Mar 15	OKLAHOMA-2	*2b	2	0	0	0	0	0	0	0	0	0	1	0	0	0	0	4	2	0	.296	
Mar 16	OKLAHOMA	*2b	3	0	0	0	0	0	0	0	0	0	0	0	0	0	2	4	2	1	.281	
Mar 18	UCA	*2b	3	0	0	0	0	0	0	0	0	0	0	0	0	0	0	2	1	0	.267	
Mar 22	at Tennessee	*2b	3	1	2	1	1	0	0	0	0	0	0	0	1	0	0	0	0	0	.286	
Mar 23	at Tennessee	*2b	3	2	1	2	0	0	1	1	0	0	0	0	0	0	0	3	0	0	.288	
Mar 24	at Tennessee	*2b	3	0	0	0	0	0	0	0	0	0	0	0	0	0	2	1	2	0	.275	
Mar 28	KENTUCKY	*2b	3	0	0	0	0	0	0	0	0	0	0	0	0	0	0	2	2	0	.264	
Mar 29	KENTUCKY	*2b	2	1	1	1	0	0	1	0	0	0	1	0	0	0	0	3	0	0	.270	
Mar 30	KENTUCKY	*2b	2	0	2	0	0	0	0	1	0	0	0	0	0	0	0	1	1	0	.289	
Apr 04	at Florida	*2b	3	0	0	0	0	0	0	0	0	0	0	0	0	0	0	0	1	0	.278	
Apr 05	at Florida	*2b	4	0	1	0	0	0	0	0	0	0	1	1	0	0	1	5	3	0	.277	
Apr 06	at Florida	*2b	4	0	1	0	0	0	0	0	0	0	0	0	0	0	1	0	0	0	.276	
Apr 07	at North Florida	*2b	2	2	0	0	0	0	0	1	0	0	0	0	0	0	0	0	0	0	.270	
Apr 11	SOUTH CAROLINA	*2b	3	0	0	0	0	0	0	0	0	0	0	0	0	0	2	1	2	0	.261	
Apr 12	SOUTH CAROLINA	*2b	3	0	0	0	0	0	0	0	0	0	0	0	0	0	0	2	5	0	.253	
Apr 13	SOUTH CAROLINA	*2b	3	1	1	1	0	0	1	0	0	0	0	0	0	0	0	2	2	0	.255	
Apr 15	at UCA	*2b	3	0	3	1	1	0	0	0	0	0	0	0	0	0	0	3	1	0	.277	
Apr 18	COLORADO STATE-1	*2b	1	2	0	0	0	0	0	2	0	0	0	0	0	0	0	0	1	0	.275	
Apr 18	COLORADO STATE-2	*2b	3	0	1	1	0	0	0	0	0	0	0	0	0	0	0	2	0	0	.276	
Apr 25	at Texas A&M	*2b	4	1	2	0	0	0	0	0	0	0	0	0	0	0	0	1	3	0	.284	
Apr 26	at Texas A&M	*2b	4	0	0	0	0	0	0	0	0	0	0	0	0	0	0	1	1	3	.274	
Apr 27	at Texas A&M	*2b	3	0	0	0	0	0	0	0	0	0	0	0	0	0	0	1	1	4	.267	
May 01	LSU	*2b	4	0	0	0	0	0	0	0	0	0	0	0	0	0	2	1	4	0	.258	
May 02	LSU	*2b/dh	1	0	0	0	0	0	0	0	0	0	0	1	0	0	0	2	2	0	.256	
May 03	LSU	*2b	3	2	0	0	0	0	0	0	0	0	0	0	0	0	1	2	4	0	.250	
May 07	at Georgia	*2b	3	0	0	0	0	0	0	0	0	0	0	0	0	0	0	0	2	0	.244	
May 08	vs Tennessee	*2b	3	1	1	0	0	0	0	0	0	0	0	0	0	0	0	1	2	2	.246	
May 09	vs Oklahoma	*2b	3	1	2	0	1	0	0	1	0	0	0	0	0	0	0	1	2	6	.256	
May 16	SAINT LOUIS	*2b	3	0	1	1	0	0	0	0	0	0	0	0	0	0	0	0	2	0	.257	
May 17	OKLAHOMA STATE	*2b	2	0	0	0	0	0	0	1	0	0	0	1	0	0	0	2	1	0	.254	
May 18	OKLAHOMA STATE	*2b	4	2	2	4	1	0	1	0	0	0	0	0	0	0	0	1	3	6	.261	
May 23	OLE MISS	*2b	3	2	2	1	1	0	1	1	0	0	0	0	0	0	0	2	3	0	.269	
May 24	OLE MISS	*2b	3	0	2	0	0	0	0	0	0	0	0	0	0	0	0	1	0	0	.277	
May 25	OLE MISS	*2b	3	0	0	0	0	0	0	0	0	0	0	0	0	0	0	2	1	0	.272	
Totals			58gs	151	34	41	23	11	2	5	14	5	0	8	3	2	0	21	81	105	2	.272



LILLIE-FAYE MCWHORTER

RHP • R/R • 5-9 • Freshman
Warren, Ark. • Woodlawn HS

15

CAREER STATS

Year	ERA	W-L	APP	GS	CG	SHO	SV	IP	H	R	ER	BB	SO	2B	3B	HR	BF	B.AVG	WP	HBP	BK	SF	SH
2026	0.00	0-0	-	-	-	-	-	-	-	-	-	-	-	-	-	-	-	.000	-	-	-	-	-
TOTAL	0.00	0-0	-	-	-	-	-	-	-	-	-	-	-	-	-	-	-	.000	-	-	-	-	-

SEASON HIGHS

Category	No.	Opponent (Last)	Date
Innings	-	-	-
Longest Start	-	-	-
Shortest Start	-	-	-
Longest Relief	-	-	-
Hits	-	-	-
Runs	-	-	-
Earned Runs	-	-	-
Walks	-	-	-
Strikeouts	-	-	-
Pitches	-	-	-

CAREER HIGHS

Category	No.	Opponent (Last)	Date
Innings	-	-	-
Longest Start	-	-	-
Shortest Start	-	-	-
Longest Relief	-	-	-
Hits	-	-	-
Runs	-	-	-
Earned Runs	-	-	-
Walks	-	-	-
Strikeouts	-	-	-
Pitches	-	-	-

PLAYER PROFILE

» Prepped at Woodlawn High School in Rison, Ark., where she has had a standout career under head coach Matt Huitt ... Named 2024-25 Gatorade Arkansas Softball Player of the Year ... As a Senior in 2025, she led the Bears (32-5) to the semifinals of the 2A state tournament while recording a 22-1 record in the circle and not allowing an earned run all season while striking out 285 batters against just 31 walks in 124 innings pitched, in addition to five no-hitters while registering a 0.44 WHIP ... Posted a 1.00 earned run average with an astounding 164 strikeouts in 82.2 innings of work in the circle as a junior in 2024 ... Fanned 205 batters in 120.1 innings pitched while compiling a 1.69 earned run average as a sophomore in 2023 ... As a freshman, she was one of two in her class to be named to the SBLive All-State softball first team after compiling a 0.45 earned run average and striking out 230 batters in 107 innings while holding opponents to a .098 batting average ... Plays travel ball for Birmingham Thunderbolts 18 Premier-Thompson which she helped lead to a PGF Platinum National Championship in 2021 in addition to a PGF Premier National Championship in 2024 ... Also played basketball, having earned all-conference honors as a junior and lettering four times.

CAREER HONORS

» Arkansas Gatorade Player of the Year (2024-25)

GAME-BY-GAME

Date	Opponent	GS	IP	H	R	ER	BB	SO	2B	3B	HR	WP	BK	HBP	IBB	Score	W-L	Sv	ERA	NP
-	-	-	-	-	-	-	-	-	-	-	-	-	-	-	-	-	0-0	-	0.00	-



RAMSEY WALKER

OF • R/R • 5-7 • Sophomore
Shreveport, La. • Calvary Baptist Academy

16

CAREER STATS

Year	Avg.	GP-GS	AB	R	H	2B	3B	HR	RBI	TB	SLG%	BB	HBP	SO	GDP	OBP	SF	SH	SB-ATT	PO	A	E	FLD%
2025	.143	47-1	7	9	1	0	0	0	2	1	.143	1	0	2	0	.222	1	0	0-0	7	0	1	.875
TOTAL	.143	47-1	7	9	1	0	0	0	2	1	.143	1	0	2	0	.222	1	0	0-0	7	0	1	.875

SEASON HIGHS

Category	No.	Opponent (Last)	Date
Hits	1	Colorado State	4/18/25
Doubles	-	-	-
Triples	-	-	-
Home Runs	-	-	-
RBI	1	2x (Colorado St.)	4/18/25
Runs	1	Illinois	2/28/25
Walks	-	-	-
ABs	2	Southern Miss	2/15/25

CAREER HIGHS

Category	No.	Opponent (Last)	Date
Hits	1	Colorado State	4/18/25
Doubles	-	-	-
Triples	-	-	-
Home Runs	-	-	-
RBI	1	2x (Colorado St.)	4/18/25
Runs	1	Illinois	2/28/25
Walks	-	-	-
ABs	2	Southern Miss	2/15/25

PLAYER PROFILE

- » Appeared in 48 games primarily as a defensive sub in right field in 2025. Recorded her first collegiate RBI with a sacrifice fly and also walked during a 23-0 win over Lipscomb on Feb. 7. Garnered her first collegiate hit courtesy of a pinch-hit RBI single during a win over Colorado State (April 18)
- » Named a Top 100 Freshman by D1 Softball and appeared on the Softball America Freshman Watch List ahead of the 2025 Season.
- » Prepped at Calvary Baptist Academy in Shreveport, La. where she helped lead the Lady Cavs' to four-straight 2A State Championships. Named a MaxPreps All-American after batting .575 with 23 home runs, 68 RBI and 41 extra-base hits as a senior in 2024. Her 23 home runs led the state of Louisiana and ranked fifth nationally.
- » Registered a .500 batting average and .574 on-base percentage with 21 home runs, 55 RBI, 17 doubles and two triples as a junior in 2023
- » Goes by the nickname Rambo, which she acquired from her travel ball teammates and came from the popular action-movie series, starring Sylvester Stallone.
- » Father Clint Walker played baseball at Arkansas from 1994-1996.
- » Enjoys hunting in her free time.

CAREER HONORS

- » D1 Softball D100 Freshman (2025)
- » Softball America Freshman Watch List (2025)
- » Max Preps All-American (2024)
- » Louisiana State Player of the Year (2022, 2024)
- » No. 16 Overall Player in Class of 2024 (Extra Inning Softball)

GAME-BY-GAME (2025)

Date	Opponent	Pos	AB	R	H	RBI	2B	3B	HR	BB	SB	CS	HBP	SAC	SF	GDP	K	PO	A	E	AVG
Feb 07	vs Lipscomb	ph/of	1	0	0	1	0	0	0	1	0	0	0	0	1	0	0	0	0	0	.000
Feb 15	vs Southern Miss	*of	2	0	0	0	0	0	0	0	0	0	0	0	0	0	2	0	0	0	.000
Apr 05	at Florida	pr/of	1	0	0	0	0	0	0	0	0	0	0	0	0	0	0	0	0	0	.000
Apr 07	at North Florida	dh/of	1	0	0	0	0	0	0	0	0	0	0	0	0	0	0	0	0	0	.000
Apr 18	COLORADO STATE-1	ph/of	1	0	1	1	0	0	0	0	0	0	0	0	0	0	0	0	0	0	.143
Totals		1gs	7	5	1	2	0	0	0	1	0	0	0	0	1	0	2	6	0	0	.143



KENNEDY MILLER

C • R/R • 5-8 • Junior
Georgetown, Texas • Georgetown HS

17

CAREER STATS

Year	Avg.	GP-GS	AB	R	H	2B	3B	HR	RBI	TB	SLG%	BB	HBP	SO	GDP	OBP	SF	SH	SB-ATT	PO	A	E	FLD%
2024	.331	52-52	136	23	45	5	2	8	36	78	.574	9	8	16	2	.400	2	0	2-2	276	33	1	.997
2025	.223	55-54	139	18	31	4	0	4	29	47	.338	14	6	20	1	.319	1	2	1-1	268	33	2	.993
TOTAL	.276	107-106	275	41	76	9	2	12	65	125	.455	23	14	36	3	.359	3	2	3-3	544	66	3	.995

SEASON HIGHS

Category	No.	Opponent (Last)	Date
Hits	2	8x (Georgia)	5/7/25
Doubles	1	3x (North Florida)	4/7/25
Triples	-	-	-
Home Runs	1	3x (Colorado St.)	4/18/25
RBI's	3	2x (Oklahoma St.)	5/18/25
Runs	2	5x (Colorado St.)	4/18/25
Walks	2	Bradley	2/7/25
ABs	4	3x (North Florida)	4/7/25

CAREER HIGHS

Category	No.	Opponent (Last)	Date
Hits	3	2x (Auburn)	3/16/24
Doubles	2	Miss. State	3/23/24
Triples	1	2x (South Carolina)	4/14/24
Home Runs	2	2x (Auburn)	3/16/24
RBI's	3	7x (Oklahoma St.)	5/18/25
Runs	2	12x (Ole Miss)	3/9/25
Walks	2	2x (Bradley)	2/7/25
ABs	4	5x (Illinois)	3/1/25

PLAYER PROFILE

- » Earned DI Softball and Softball America Freshman All-America honors after batting .331 with 45 hits, eight home runs, five doubles, two triples, nine walks 36 RBI and 23 runs scored in 2024. She finished second on the team in batting average and fourth in home runs.
- » Ended last season with a hit in four of her final five games played.
- » Threw out six would-be basestealers in 2025.
- » Her eight home runs in 2024 were the most by a Razor-back freshman since Kacie Hoffman hit eight in 2022.
- » Second catcher in program history from Georgetown, Texas, joining Taylor Ellsworth (2022) who she wears No. 17 in honor of and helped connect Miller with Arkansas during her recruitment. When she was a kid she took catching lessons from Ellsworth.
- » Led Georgetown High School to a Texas 5A runner-up finish as a junior in 2022 after slashing .422/.517/.989 and recorded 12 home runs, 35 runs scored and 40 RBI.
- » Majoring in Finance Real Estate

CAREER HONORS

- » DI Softball Freshman All-American (2024)
- » Softball America Freshman All-American (2024)
- » NFCA First-Team All-South Region (2024)
- » Top 25 Finalist, Schutt Sports/NFCA Division I National Freshman of the Year finalist (2024)
- » SEC Freshman of the Week (March 19, 2024)
- » First-Year SEC Academic Honor Roll (2024)
- » No. 57 on Extra Inning Softball's Extra Elite 100 (2022)

GAME-BY-GAME (2025)

Date	Opponent	Pos	AB	R	H	RBI	2B	3B	HR	BB	SB	CS	HBP	SAC	SF	GDP	K	PO	A	E	AVG
Feb 06	at Texas State	*c	3	0	1	0	0	0	0	0	0	0	0	0	0	0	0	7	0	0	.333
Feb 07	vs Lipscomb	*dh	1	2	1	2	1	0	0	1	0	0	0	0	0	0	0	0	0	0	.500
Feb 07	vs Bradley	*c	3	0	1	1	0	0	0	0	0	0	0	0	0	0	0	9	0	0	.429
Feb 08	vs Bradley	*c	2	1	0	0	0	0	0	2	1	0	0	0	0	0	0	3	3	0	.333
Feb 08	vs San Diego	*dh	1	0	0	0	0	0	0	1	0	0	1	0	0	0	0	0	0	0	.300
Feb 14	vs Louisiana Monroe	*c	3	1	1	1	0	0	0	0	0	0	0	0	0	0	1	4	1	0	.308
Feb 14	at Louisiana Tech	*c	3	2	2	2	0	0	1	0	0	0	0	0	0	0	6	1	0	0	.375
Feb 20	vs Rutgers	*2b/dh	2	0	0	0	0	0	0	1	0	0	0	0	0	0	1	0	0	0	.333
Feb 20	vs Cal State Fullerton	*dh/c	1	2	0	0	0	0	0	1	0	0	1	0	0	0	0	7	0	0	.316
Feb 21	vs Loyola Marymount	*dh	3	1	1	1	0	0	1	0	0	0	0	0	0	0	1	0	0	0	.318
Feb 22	vs Baylor	*dh/c	1	0	0	1	0	0	0	1	0	0	0	0	0	0	0	6	0	0	.304
Feb 22	vs UCLA	*c	2	0	0	0	0	0	0	0	0	0	0	0	0	0	0	3	0	0	.280
Feb 28	IOWA	*dh/c	3	0	0	0	0	0	0	0	0	0	0	0	0	0	0	5	1	0	.250
Feb 28	ILLINOIS	*dh/c	2	0	0	0	0	0	0	1	0	0	0	0	0	0	1	5	1	0	.233
Mar 01	IOWA	*c	3	1	2	2	1	0	0	0	0	0	0	0	0	0	0	4	0	0	.273
Mar 01	ILLINOIS	*c	4	0	1	0	0	0	0	0	0	0	0	0	0	0	0	4	0	0	.270
Mar 02	MISSOURI STATE	*dh/c	2	0	0	0	0	0	0	0	0	0	0	0	0	0	0	6	1	0	.256
Mar 07	at Ole Miss	*c	1	0	0	1	0	0	0	0	0	0	1	0	1	0	0	4	1	1	.250
Mar 08	at Ole Miss	*dh	3	0	1	0	0	0	0	0	0	0	0	0	0	0	1	0	0	0	.256
Mar 09	at Ole Miss	*c	3	2	2	2	0	0	0	0	0	0	1	0	0	0	0	5	0	0	.283
Mar 15	OKLAHOMA-1	*c	2	0	0	0	0	0	0	0	0	0	0	0	0	0	1	7	1	0	.271
Mar 15	OKLAHOMA-2	*c	3	0	0	0	0	0	0	0	0	0	0	0	0	0	0	3	1	0	.255
Mar 16	OKLAHOMA	*c	3	0	1	0	0	0	0	0	0	0	0	0	0	0	1	6	2	0	.259
Mar 18	UCA	*c	3	0	1	0	0	0	0	0	0	0	0	0	0	0	0	8	0	0	.263
Mar 22	at Tennessee	*c	3	0	0	0	0	0	0	0	0	0	1	0	0	0	0	15	1	0	.250
Mar 23	at Tennessee	*c	3	0	0	0	0	0	0	1	0	0	0	0	0	0	1	5	1	0	.238
Mar 24	at Tennessee	*dh/c	2	0	0	0	0	0	0	1	0	0	0	0	0	0	1	7	0	0	.231
Mar 28	KENTUCKY	*c	2	0	0	0	0	0	0	0	0	0	0	0	0	0	1	7	0	0	.224
Mar 29	KENTUCKY	*c	2	0	0	0	0	0	0	0	0	0	0	0	0	0	0	6	0	0	.217
Mar 30	KENTUCKY	*c	1	0	0	0	0	0	0	0	0	0	0	0	0	0	0	2	1	0	.214
Apr 04	at Florida	*c	2	0	0	0	0	0	0	0	0	0	0	0	0	0	1	3	2	0	.208
Apr 05	at Florida	*c	4	0	0	0	0	0	0	0	0	0	0	1	0	0	1	7	0	0	.197
Apr 06	at Florida	ph/c	1	0	0	1	0	0	0	0	0	0	0	0	0	0	0	1	0	0	.195
Apr 07	at North Florida	*c	4	1	2	2	1	0	0	0	0	0	0	0	0	0	0	5	0	0	.210
Apr 11	SOUTH CAROLINA	*c	2	0	0	0	0	0	0	1	0	0	0	0	0	0	0	8	2	0	.205
Apr 12	SOUTH CAROLINA	*c	2	1	1	0	0	0	0	0	0	0	0	0	0	0	0	3	2	0	.212
Apr 13	SOUTH CAROLINA	*c	2	0	0	0	0	0	0	0	0	0	0	0	0	0	0	8	1	0	.207
Apr 15	at UCA	*c	2	0	0	0	0	0	0	0	0	0	0	1	0	0	1	8	1	0	.202
Apr 18	COLORADO STATE-1	*c	2	2	2	3	0	0	1	0	0	0	0	0	0	0	0	6	1	0	.220
Apr 18	COLORADO STATE-2	*c	2	0	0	1	0	0	0	1	0	0	0	0	0	0	0	2	0	0	.215
Apr 25	at Texas A&M	*c	3	0	0	0	0	0	0	0	0	0	0	0	0	1	0	7	0	0	.208
Apr 26	at Texas A&M	*c	3	0	0	0	0	0	0	0	0	0	0	0	0	0	0	2	0	0	.202
Apr 27	at Texas A&M	*c	2	0	0	0	0	0	0	0	0	0	0	0	0	0	0	2	0	0	.198
May 01	LSU	*c	3	1	2	3	0	0	1	1	0	0	0	0	0	0	0	5	0	0	.212
May 02	LSU	*c	2	0	0	0	0	0	0	0	0	0	1	0	0	0	0	9	2	0	.208
May 03	LSU	*c	3	0	2	1	0	0	0	0	0	0	0	0	0	0	0	6	0	0	.220
May 07	at Georgia	*c	3	0	2	0	0	0	0	0	0	0	0	0	0	0	0	5	2	0	.232
May 08	vs Tennessee	*c	3	0	0	0	0	0	0	0	0	0	0	0	0	0	1	8	2	1	.226
May 09	vs Oklahoma	*c	4	0	0	0	0	0	0	0	0	0	0	0	0	0	0	3	0	0	.218
May 16	SAINT LOUIS	*c	3	0	1	2	0	0	0	0	0	0	0	0	0	0	1	6	0	0	.221
May 17	OKLAHOMA STATE	*c	4	0	1	0	0	0	0	0	0	0	0	0	0	0	1	2	1	0	.222
May 18	OKLAHOMA STATE	*c	3	0	1	3	1	0	0	1	0	0	0	0	0	0	0	3	0	0	.225
May 23	OLE MISS	*c	4	0	1	0	0	0	0	0	0	0	0	0	0	0	1	2	0	0	.226
May 24	OLE MISS	*c	3	0	0	0	0	0	0	0	0	0	0	0	0	0	2	8	0	0	.221
May 25	OLE MISS	*c/dh	3	1	1	0	0	0	0	0	0	0	0	0	0	0	1	5	1	0	.223
Totals		54gs	139	18	31	29	4	0	4	14	1	0	6	2	1	1	20	268	33	2	.223



TIANNA BELL • TEE-Ah-nuh

1B • R/R • 5-5 • Senior
Antioch, Calif. • Heritage HS / Cal

20

CAREER STATS

Year	Avg.	GP-GS	AB	R	H	2B	3B	HR	RBI	TB	SLG%	BB	HBP	SO	GDP	OBP	SF	SH	SB-ATT	PO	A	E	FLD%
2023	.226	37-34	93	11	21	2	0	5	20	38	.409	12	3	23	1	.333	0	2	0-0	19	30	3	.942
2024	.305	56-56	154	24	47	6	0	12	34	89	.578	21	4	33	1	.398	2	3	1-3	337	19	4	.989
2025	.347	58-58	176	35	61	10	0	15	54	116	.659	12	6	33	0	.401	3	0	4-4	308	11	3	.991
TOTAL	.305	151-148	423	70	129	18	0	32	108	243	.574	45	13	89	2	.385	5	5	5-7	664	60	10	.986

SEASON HIGHS (2025)

Category	No.	Opponent (Last)	Date
Hits	3	Pacific	4/9/25
Doubles	1	10x (Syracuse)	5/3/25
Triples	-	-	-
Home Runs	1	15x (Syracuse)	5/3/25
RBI	4	2x (Stanford)	4/19/25
Runs	3	Boston College	3/8/25
Walks	2	CSU Bakersfield	3/1/25
ABs	6	Syracuse	5/3/25

CAREER HIGHS

Category	No.	Opponent (Last)	Date
Hits	3	6x (Pacific)	4/9/25
Doubles	2	18x (Syracuse)	5/3/25
Triples	-	-	-
Home Runs	2	San Diego	2/11/23
RBI	5	San Diego	2/11/23
Runs	3	2x (Boston College)	3/8/25
Walks	2	5x (CSU Bakersfield)	3/1/25
ABs	6	Syracuse	5/3/25

PLAYER PROFILE

- » Transferred to Arkansas after spending the 2023-2025 seasons at Cal.
- » Started all 58 games for Cal at first base in 2025 while earning Third-Team NFCA All-Region honors in addition to being a Second-Team All-ACC selection. The Antioch, Calif., native batted .347 with 61 hits, 15 home runs, 10 doubles, 35 runs scored, 116 total bases, 12 walks and four stolen bases while posting a .659 slugging percentage and a .401 on-base percentage. She posted 14 multi-hit games and 14 multi-RBI games while leading the team in slugging percentage (.659), RBIs (54), home runs (15) and total bases (116). Defensively, Bell recorded a .991 fielding percentage with 308 putouts and 11 assists in 322 chances.
- » As a sophomore in 2024, she started in all 56 games while being named Third-Team All-Pac 12 and Third-Team NFCA All-Region. Bell batted .305 with 47 hits, six doubles, 12 home runs and 34 RBI while drawing 21 walks and scoring 24 runs.
- » Prepped at Heritage High School in Antioch, Calif., where she helped lead her team to league championships as a freshman and junior while earning first-team all-league honors all three years of her high school career (2020 canceled due to COVID). Played third base while in high school.

CAREER HONORS

- » Second Team All-ACC selection (2025)
- » NFCA West Region Third Team honoree (2025)
- » All PAC-12 Third Team (2024)
- » Third Team NFCA All-Region honoree (2024)
- » No. 13 on Extra Inning Softball's Extra Elite 100 (2022)

GAME-BY-GAME (2025)

Date	Opponent	GS	AB	R	H	RBI	2B	3B	HR	BB	SB	CS	HBP	SAC	SF	GDP	K	PO	A	E	AVG
Feb. 7	vs Minnesota	1	4	0	1	1	0	0	0	0	0	0	0	0	0	0	0	1	-	-	.250
Feb. 7	vs Maryland	1	3	0	1	1	0	0	0	0	0	0	0	0	0	0	0	0	-	-	.286
Feb. 8	vs Utah	1	2	2	2	0	0	0	0	1	0	0	0	1	0	0	0	0	-	-	.444
Feb. 8	vs Maryland	1	3	0	0	0	0	0	0	0	0	0	0	0	0	0	0	0	-	-	.333
Feb. 9	at Arizona State	1	3	1	2	0	0	0	0	0	0	0	0	0	0	0	0	1	-	-	.333
Feb. 14	vs Oregon State	1	3	0	0	0	0	0	0	0	0	0	0	0	0	0	0	1	-	-	.278
Feb. 15	vs Kansas	1	3	0	1	0	0	0	0	0	0	0	0	0	0	0	0	0	-	-	.286
Feb. 16	vs Iowa State	1	2	0	0	0	0	0	0	1	0	0	0	0	0	0	0	1	-	-	.261
Feb. 20	vs Oregon	1	2	0	0	1	0	0	0	0	0	0	0	0	1	0	0	0	-	-	.240
Feb. 20	vs Cal State Fullerton	1	3	0	0	0	0	0	0	0	0	0	0	0	0	0	0	0	-	-	.214
Feb. 21	vs Washington	1	3	2	2	1	1	0	1	0	0	0	0	0	0	0	0	0	-	-	.258
Feb. 22	vs LMU	1	3	0	1	1	0	0	0	0	0	0	0	0	0	0	0	0	-	-	.265
Feb. 22	vs Seattle U	1	3	0	0	0	0	0	0	0	0	0	0	0	0	0	0	1	-	-	.243
Feb. 23	vs Northwestern	1	2	1	1	2	0	0	0	0	0	0	1	0	0	0	0	0	-	-	.256
Feb. 28	at Fresno State	1	3	1	2	1	0	0	0	0	0	1	0	0	1	0	0	0	-	-	.286
Feb. 28	vs Southern Utah	1	3	1	1	1	0	0	1	0	0	0	0	0	0	0	0	1	-	-	.289
March 1	at Fresno State	1	3	1	1	1	0	0	0	0	0	0	0	0	0	0	0	0	-	-	.292
March 1	vs Southern Utah	1	3	0	1	0	0	0	0	0	0	0	0	0	0	0	0	0	-	-	.294
March 1	CSU Bakersfield	1	2	2	1	2	0	0	1	2	0	0	0	0	0	0	0	0	-	-	.302
March 5	at UC Davis	1	4	0	0	0	0	0	0	0	0	0	0	0	0	0	0	1	-	-	.281
March 7	Boston College	1	3	1	2	2	1	0	1	0	0	0	0	0	0	0	0	1	-	-	.300
March 8	Boston College	1	3	3	3	4	1	0	1	1	0	0	0	0	0	0	0	0	-	-	.333
March 9	Boston College	1	3	1	1	1	0	0	1	0	0	0	0	0	0	0	0	0	-	-	.333
March 13	at Sacramento State	1	3	2	1	0	0	0	0	0	0	0	1	0	0	0	0	2	-	-	.333
March 14	Georgia Tech	1	2	1	1	2	0	0	1	1	0	0	0	0	0	0	0	0	-	-	.338
March 15	Georgia Tech	1	3	1	1	0	0	0	0	1	0	0	0	0	0	0	0	2	-	-	.338
March 16	Georgia Tech	1	4	1	1	2	0	0	1	0	0	0	0	0	0	0	0	1	-	-	.333
March 21	at Virginia	1	4	0	1	0	0	0	0	0	0	0	0	0	0	0	0	2	-	-	.329
March 22	at Virginia	1	4	0	1	0	0	0	0	0	0	0	0	0	0	0	0	1	-	-	.326
March 23	at Virginia	1	4	1	2	0	0	0	0	0	0	0	0	0	0	0	0	1	-	-	.333
March 25	at Howard	1	2	0	2	3	0	0	0	1	0	0	0	0	0	0	0	0	-	-	.348
March 26	at James Madison	1	3	2	1	2	0	0	0	1	0	0	0	0	0	0	0	0	-	-	.347
March 28	at Clemson	1	2	0	1	1	0	0	0	0	0	0	1	0	0	0	0	1	-	-	.351
March 29	at Clemson	1	3	1	2	1	0	0	1	0	0	0	0	0	0	0	0	0	-	-	.360
March 29	at Clemson	1	3	1	1	1	0	0	1	0	0	0	0	0	0	0	0	1	-	-	.359
April 4	Nevada	0	4	0	2	2	1	0	0	0	0	0	0	0	0	0	0	1	-	-	.364
April 8	at San Jose State	1	3	0	0	0	0	0	0	0	0	0	0	0	0	0	0	0	-	-	.355
April 9	Pacific	1	3	1	3	2	1	0	1	0	0	0	0	0	0	0	0	0	-	-	.372
April 11	FLORIDA STATE	1	3	1	1	0	0	0	0	0	0	0	0	0	0	0	0	0	-	-	.371
April 12	Florida State	1	2	1	1	1	0	0	1	0	0	1	0	0	0	0	0	0	-	-	.373
April 13	Florida State	1	2	0	1	0	0	0	0	0	1	0	0	0	0	0	0	0	-	-	.375
April 15	at Saint Mary's	1	4	0	2	1	1	0	0	0	0	0	0	0	0	0	0	1	-	-	.379
April 15	at Saint Mary's	1	4	0	2	3	1	0	0	0	0	0	0	0	0	0	0	1	-	-	.383
April 17	at Stanford	1	4	0	0	0	0	0	0	0	0	0	0	0	0	0	0	3	-	-	.371
April 18	at Stanford	1	4	0	0	0	0	0	0	0	0	0	0	0	0	0	0	1	-	-	.360
April 19	at Stanford	1	3	2	2	4	1	0	1	0	0	0	0	0	1	0	1	-	-	-	.367
April 22	at Santa Clara	1	3	0	1	1	0	0	0	0	0	0	0	0	0	0	0	0	-	-	.366
April 25	Virginia Tech	1	2	0	0	1	0	0	0	1	0	0	0	0	0	0	0	1	-	-	.361
April 26	Virginia Tech	1	3	0	1	0	0	0	0	0	0	0	0	0	0	0	0	1	-	-	.361
April 27	Virginia Tech	1	3	1	1	0	0	0	0	0	0	0	0	0	0	0	0	0	-	-	.360
May 2	at Syracuse	1	4	2	1	1	0	0	1	0	0	0	0	0	0	0	0	1	-	-	.357
May 3	at Syracuse	1	3	1	2	3	0	0	1	1	0	0	0	0	0	0	0	0	-	-	.363
May 3	at Syracuse	1	6	0	1	1	1	0	0	0	0	0	0	0	0	0	0	0	-	-	.356
May 7	vs Georgia Tech	1	1	0	0	0	0	0	0	0	0	0	1	0	0	0	0	0	-	-	.354
May 16	vs Omaha	1	3	0	1	1	0	0	0	0	0	0	0	0	0	0	0	0	-	-	.353
May 17	at Oklahoma Sooners	1	3	0	0	0	0	0	0	0	0	0	0	0	0	0	0	2	-	-	.347
May 17	vs Omaha	1	4	0	1	0	0	0	0	0	0	0	0	0	0	0	0	0	-	-	.345
May 18	Oklahoma Sooners	1	2	0	1	0	0	0	0	0	0	0	0	0	0	0	0	1	-	-	.347
Total		58	176	35	61	54	10	0	15	12	4	0	6	0	3	0	33	-	-	-	.347



AVA CARTER

OF • L/R • 5-6 • Sophomore
Paragould, Ark. • Greene County Tech HS

21

CAREER STATS

Year	Avg.	GP-GS	AB	R	H	2B	3B	HR	RBI	TB	SLG%	BB	HBP	SO	GDP	OBP	SF	SH	SB-ATT	PO	A	E	FLD%
2025	.357	21-5	14	12	5	1	2	0	5	10	.714	3	0	3	0	.471	1	0	0-0	2	0	0	1.000
TOTAL	.357	21-5	14	12	5	1	2	0	5	10	.714	3	0	3	0	.471	1	0	0-0	2	0	0	1.000

CAREER HONORS

- » First-Year SEC Academic Honor Roll (2025)
- » Jonesboro Sun Player of the Year (2022, 2023)
- » Arkansas 5A All-State (2021, 2022, 2023)

GAME-BY-GAME (2025)

Date	Opponent	Pos	AB	R	H	RBI	2B	3B	HR	BB	SB	CS	HBP	SAC	SF	GDP	K	PO	A	E	AVG
Feb 07	vs Lipscomb	*of	2	2	2	3	1	1	0	1	0	0	0	0	0	0	0	0	0	0	01.000
Feb 08	vs Bradley	ph	1	0	0	0	0	0	0	0	0	0	0	0	0	0	0	0	0	0	.667
Feb 08	vs San Diego	*of	2	0	1	0	0	0	0	0	0	0	0	0	0	0	0	0	1	0	.600
Feb 15	vs Southern Miss	ph/of	2	1	1	1	0	1	0	0	0	0	0	0	0	0	0	1	0	0	.571
Feb 16	vs Southern Miss	*dh/of	1	1	1	1	0	0	0	1	0	0	0	0	0	0	0	0	0	0	.625
Feb 16	vs Louisiana Monroe	*dh/of	1	1	0	0	0	0	0	1	0	0	0	0	0	0	0	0	0	0	.556
Feb 20	vs Rutgers	pr	1	0	0	0	0	0	0	0	0	0	0	0	0	0	0	0	0	0	.500
Mar 01	IOWA	ph	1	0	0	0	0	0	0	0	0	0	0	0	0	0	0	0	0	0	.455
Mar 22	at Tennessee	pr	0	1	0	0	0	0	0	0	0	0	0	0	0	0	0	0	0	0	.455
Apr 06	at Florida	*of	2	0	0	0	0	0	0	0	0	0	0	0	0	0	0	2	1	0	.385
Apr 07	at North Florida	ph	1	0	0	0	0	0	0	0	0	0	0	0	0	0	0	0	0	0	.357
Apr 18	COLORADO STATE-1	ph	0	0	0	1	0	0	0	0	0	0	0	0	1	0	0	0	0	0	.357
Totals		5gs	14	9	5	6	1	2	0	3	0	0	0	0	1	0	3	2	0	0	.357

SEASON HIGHS

Category	No.	Opponent (Last)	Date
Hits	2	Lipscomb	2/7/25
Doubles	1	Lipscomb	2/7/25
Triples	2	2x (Southern Miss)	2/16/25
Home Runs	-	Lipscomb	2/7/25
RBI	3	Lipscomb	2/7/25
Runs	2	Lipscomb	2/7/25
Walks	1	3x (ULM)	2/16/25
ABs	2	2x (San Diego)	2/7/25

CAREER HIGHS

Category	No.	Opponent (Last)	Date
Hits	2	Lipscomb	2/7/25
Doubles	1	Lipscomb	2/7/25
Triples	2	2x (Southern Miss)	2/16/25
Home Runs	-	Lipscomb	2/7/25
RBI	3	Lipscomb	2/7/25
Runs	2	Lipscomb	2/7/25
Walks	1	3x (ULM)	2/16/25
ABs	2	2x (San Diego)	2/7/25

PLAYER PROFILE

- » Appeared in 25 games while starting five games in 2025 ... Registered a .357 batting average with five hits including a double and two triples while registering six RBI, 12 runs scored and three walks ... Posted a .714 slugging percentage and .444 on-base percentage ... Recorded a multi-hit game and multi-RBI game ... Went 2-2 with three RBI, two runs scored, a double, a triple and a walk during her collegiate debut, a 23-0 win over Lipscomb (Feb. 7) ... Registered a hit in each of the Razorbacks' wins over Southern Miss (Feb. 15-16)
- » Prepped at Greene County Tech High School where she was a three-time all-state selection and two-time Jonesboro Sun Player of the Year.
- » Hit .562 with six home runs and 33 RBI while posting a .638 on-base percentage during her junior campaign
- » Batted .536 with a .643 on-base percentage and a slugging percentage of .821 while smacking two home runs in 2022. Also had 33 runs batted in and 25 stolen bases as a sophomore.
- » Led her high school to state runner-up finishes in 2022-23.
- » Also played basketball in high school, averaging 7.2 points per game, 3.4 rebounds per game and 2.0 steals per game as a senior.



DAKOTA KENNEDY

OF • L/R • 5-8 • Senior
Sacramento, Calif. • Sheldon HS / Arizona

22

CAREER STATS

Year	Avg.	GP-GS	AB	R	H	2B	3B	HR	RBI	TB	SLG%	BB	HBP	SO	GDP	OBP	SF	SH	SB-ATT	PO	A	E	FLD%
2023	.356	53-49	146	45	52	6	2	10	35	92	.630	21	5	26	2	.453	0	5	9-10	63	2	1	.985
2024	.400	56-56	170	54	68	10	0	13	34	117	.688	42	2	20	0	.521	1	3	6-8	111	6	0	1.000
2025	.444	44-44	135	48	60	10	4	5	21	93	.689	28	2	15	0	.539	2	0	7-10	74	0	0	1.000
TOTAL	.399	153-149	451	147	180	26	6	28	94	302	.670	91	9	61	2	.505	3	8	22-28	248	8	1	.996

SEASON HIGHS

Category	No.	Opponent (Last)	Date
Hits	3	4x (Oklahoma State)	4/6/25
Doubles	1	10x (Grand Canyon)	5/17/25
Triples	1	4x (Ole Miss)	5/18/25
Home Runs	1	5x (Houston)	5/2/25
RBIs	6	Western Michigan	2/7/25
Runs	3	5x (Santa Clara)	5/16/25
Walks	2	3x (Houston)	5/4/25
ABs	5	BYU	3/28/25

CAREER HIGHS

Category	No.	Opponent (Last)	Date
Hits	4	2x (Grand Canyon)	4/30/24
Doubles	1	26x (Grand Canyon)	5/17/25
Triples	1	7x (Ole Miss)	5/18/25
Home Runs	2	5x (Villanova)	5/19/24
RBIs	6	Western Michigan	2/7/25
Runs	4	1x (New Mexico St.)	4/9/24
Walks	3	4x (Arizona State)	4/20/24
ABs	7	1x (Indiana)	2/24/24
Stolen Bases	2	Oregon State	3/8/24

PLAYER PROFILE

- » Two-Time NFCA All-American (2023, 2024) and three-time NFCA All-Region selection (2023, 2024, 2025).
- » Owns a .996 fielding percentage with 248 putouts, eight assists and just one error. She owns a 134-game error-less streak dating back to March 4, 2023, of her freshman year at Arizona.
- » Entering the 2026 season Kennedy is just one of seven players nationally with a career batting average of .399+ and 400+ at-bats.
- » Recorded career-highs in batting average (.444), on-base percentage (.539), slugging percentage (.689), and OPS (1.228) in 2025 while tallying 60 hits, 10 doubles, four triples, five home runs, 25 RBI, 28 walks, 48 runs scored and seven stolen bases.
- » During her collegiate career, Kennedy has reached base safely in 86.2% (131-152) of games played.
- » Majoring in criminal justice
- » Two-Time CSC Academic All-America and CSC Academic All-District selection (2024, 2025)

CAREER HONORS

- » Third-Team NFCA All-America (2023, 2024)
- » Rawlings Gold Glove Award Winner (2024)
- » First-Team All-Big 12 (2025)
- » NFCA All-West Region First Team (2024, 2025)
- » First-Team All-PAC 12 (2023, 2024)
- » NFCA All-West Region Second Team (2023)
- » Big 12 All-Defensive Team (2025)
- » Pac 12 All-Defensive Team (2023, 2024)
- » Pac 12 All-Freshman Team (2023)
- » CSC Academic All-America (2024, 2025)
- » CSC Academic All-District (2024, 2025)
- » NFCA Scholar Athlete (2023, 2024, 2025)

GAME-BY-GAME (2025)

Date	Opponent	Pos	AB	R	H	RBI	2B	3B	HR	BB	SB	CS	HBP	SAC	SF	GDP	K	PO	A	E	AVG
Feb 06	at Texas State	*of	3	0	0	0	0	0	0	0	0	0	0	0	0	0	0	1	0	0	.000
Feb 06	MICHIGAN STATE-1	*of	3	3	2	0	0	0	0	1	1	0	0	0	0	0	0	0	0	0	.667
Feb 06	MICHIGAN STATE-2	*of	4	0	3	1	1	0	0	0	1	0	0	0	0	0	0	1	1	0	.714
Feb 07	WASHINGTON-1	*of	3	0	1	0	0	0	0	1	0	0	0	0	0	0	0	0	2	0	.600
Feb 07	WESTERN MICHIGAN	*of	4	2	2	6	1	0	1	0	0	0	0	0	1	0	0	1	0	0	.571
Feb 08	ALABAMA	*of	3	1	1	0	0	0	0	1	0	0	0	0	0	0	0	0	1	0	.529
Feb 09	WASHINGTON	*of	3	3	3	0	1	0	0	0	1	0	0	0	0	0	0	0	2	0	.600
Mar 07	UCF	*of	3	1	1	0	1	0	0	0	0	0	0	0	0	0	0	3	0	0	.565
Mar 08	UCF	*of	4	1	0	0	0	0	0	1	0	0	0	0	0	0	0	1	4	0	.481
Mar 09	UCF	*of	2	2	1	1	0	0	0	1	1	0	0	0	0	0	0	0	0	0	.483
Mar 10	UTAH STATE	*of	3	2	1	1	0	0	1	1	0	0	0	0	0	0	0	0	1	0	.469
Mar 14	UTAH	*of	2	0	0	0	0	0	0	1	0	1	0	0	0	0	0	0	2	0	.441
Mar 15	UTAH	*of	2	3	2	0	1	0	0	2	0	0	0	0	0	0	0	0	3	0	.472
Mar 16	UTAH	*of	2	0	1	1	0	0	0	1	0	0	0	0	0	0	0	1	3	0	.474
Mar 19	at Grand Canyon	*of	3	1	2	0	0	0	0	1	1	0	0	0	0	0	0	0	1	0	.488
Mar 21	at Arizona State	*of	4	1	2	0	0	0	0	0	0	1	0	0	0	0	0	2	0	0	.489
Mar 22	at Arizona State	*of	4	1	3	0	0	0	0	0	0	0	0	0	0	0	0	0	4	0	.510
Mar 23	at Arizona State	*of	3	0	1	0	0	0	0	1	0	0	0	0	0	0	0	0	1	0	.500
Mar 27	at BYU	*of	3	1	1	0	0	0	0	0	0	0	0	0	0	0	0	0	1	0	.491
Mar 28	at BYU	*of	5	2	3	1	1	0	0	1	0	1	0	0	0	0	0	0	1	0	.500
Mar 29	at BYU	*of	3	2	2	0	1	0	0	1	0	0	0	0	0	0	0	0	0	0	.508
Apr 04	OKLAHOMA STATE	*of	3	1	0	0	0	0	0	1	0	0	0	0	0	0	0	0	3	0	.485
Apr 05	OKLAHOMA STATE	*of	4	3	3	0	0	1	0	0	0	0	0	0	0	0	0	0	3	0	.500
Apr 06	OKLAHOMA STATE	*of	3	0	1	0	0	0	0	0	0	0	0	0	0	0	0	1	0	0	.493
Apr 11	at Kansas	*of	4	0	0	0	0	0	0	0	0	0	0	0	0	0	0	2	0	0	.468
Apr 12	at Kansas	*of	3	2	1	2	1	0	0	1	0	0	0	0	0	0	0	0	1	0	.463
Apr 13	at Kansas	*of	3	2	2	2	0	0	0	1	1	0	0	0	0	0	0	0	1	0	.470
Apr 17	TEXAS TECH	*of	3	0	1	0	0	1	0	0	0	0	0	0	0	0	0	1	0	0	.465
Apr 18	TEXAS TECH	*of	3	1	1	0	0	0	0	0	0	0	0	0	0	0	0	2	0	0	.461
Apr 19	TEXAS TECH	*of	4	1	2	1	0	0	1	0	0	0	0	0	0	0	0	0	4	0	.462
Apr 22	NEW MEXICO STATE-	*of	3	0	2	0	1	0	0	0	0	0	0	0	0	0	0	0	3	0	.469
Apr 22	NEW MEXICO STATE-	*of	3	0	0	0	0	0	0	0	0	0	0	0	0	0	0	0	1	0	.455
Apr 25	at San Diego State	*of	3	0	0	0	0	0	0	0	0	0	0	0	0	0	0	1	2	0	.441
Apr 26	at San Diego State	*of	3	0	2	0	0	0	0	0	0	0	0	0	0	0	0	0	2	0	.448
May 02	at Houston	*of	3	2	2	5	0	0	1	1	1	0	0	0	0	0	0	0	1	0	.454
May 03	at Houston	*of	3	0	1	0	0	0	0	2	0	0	0	0	0	0	0	0	0	0	.450
May 04	at Houston	*of	3	0	0	0	0	0	0	2	0	0	0	0	0	0	0	1	2	0	.439
May 08	UCF	*of	2	0	0	1	0	0	0	0	0	0	0	0	1	0	1	2	0	0	---
May 09	Iowa State	*of	2	2	1	0	0	0	0	0	1	0	1	0	0	0	0	0	4	0	---
May 10	Texas Tech	*of	2	0	1	0	0	0	0	1	0	0	0	0	0	0	0	1	3	0	---
May 16	Santa Clara	*of	3	3	1	0	0	0	0	1	0	0	0	0	0	0	0	0	4	0	---
May 17	Ole Miss	*of	4	2	2	0	0	1	0	1	0	0	0	0	0	0	0	0	2	0	---
May 17	Grand Canyon	*of	3	0	1	0	1	0	0	1	0	0	0	0	0	0	0	0	0	0	---
May 18	Ole Miss	*of	3	1	2	0	0	0	0	1	0	0	0	0	0	0	0	0	2	0	---
May 18	Ole Miss	*of	2	2	2	1	0	1	0	1	0	0	1	0	0	0	0	0	3	0	---
Totals			44gs	135	48	60	25	10	4	5	28	1	3	2	0	2	0	15	54	0	.444



REAGAN JOHNSON

OF • L/R • 5-4 • Senior
Karnes City, Texas • Karnes City HS

23

CAREER STATS

Year	Avg.	GP-GS	AB	R	H	2B	3B	HR	RBI	TB	SLG%	BB	HBP	SO	GDP	OBP	SF	SH	SB-ATT	PO	A	E	FLD%
2023	.378	59-59	209	47	79	3	4	0	20	90	.431	14	0	41	0	.415	1	1	18-18	86	4	3	.968
2024	.380	55-55	192	35	73	4	1	0	11	79	.411	15	1	19	0	.426	1	1	12-14	85	4	1	.989
2025	.351	58-58	205	53	72	6	2	0	11	82	.400	26	2	24	0	.427	1	2	20-22	91	3	0	1.000
TOTAL	.370	172-172	606	135	224	13	7	0	42	251	.414	55	3	84	0	.423	3	4	50-54	262	11	4	.986

SEASON HIGHS

Category	No.	Opponent (Last)	Date
Hits	3	3x (South Carolina)	4/13/25
Doubles	1	5x (Florida)	4/4/25
Triples	1	2x (Southern Miss)	2/16/25
Home Runs	-	-	-
RBI's	2	Tennessee	3/23/25
Runs	3	4x (South Carolina)	4/11/25
Walks	2	5x (South Carolina)	4/11/25
ABs	5	6x (Oklahoma St)	5/18/25

CAREER HIGHS

Category	No.	Opponent (Last)	Date
Hits	4	3x (Ohio)	2/9/24
Doubles	1	10x (UCA)	3/18/25
Triples	1	5x (Wichita State)	2/24/24
Home Runs	-	-	-
RBI's	2	9x (Tennessee)	3/23/25
Runs	3	3x (Ole Miss)	3/9/25
Walks	2	9x (South Carolina)	4/11/25
ABs	5	12x (Oklahoma St.)	5/18/25
Stolen Bases	3	2x (Illinois)	3/1/25

PLAYER PROFILE

- » Second in all-time career batting average at Arkansas with a .370 career average, trailing only Bri Ellis (.378).
- » Only player in program history to register multiple 70+ hit seasons with 72 in 2025, 73 in 2024 and 79 in 2023.
- » 224 career hits rank third nationally among all D1 players entering the 2026 season, trailing only Mihyia Davis (254) of Texas Tech and Haley Ahr (227) of Marist.
- » Enters the 2026 season with 224 career hits, ranking 4th in program history and just 38 hits shy of program record held by Hannah McEwen (2018-22)
- » Went a perfect 109-109 on stolen base attempts in high school. As a junior at Falls City High School, she hit .606 with 42 RBIs, two home runs and 39 stolen bases while being named all-state and district defensive MVP.
- » Also participated in track in high school where she was one of the fastest athletes in the state of Texas. As a senior, she earned all-state recognition and was the 2022 Texas 2A State champion in the 300-meter hurdles, setting a new 2A record in 300-meter hurdles with a time of 43.70. She also was a two-time silver medalist in the 300m hurdles prior to her senior year.

CAREER HONORS

- » NFCA Second-Team All-Central Region (2025)
- » First-Team All-SEC (2024)
- » First-Team NFCA All-South Region (2023, 2024)
- » SEC Spring Academic Honor Roll (2024)
- » TUCCI/NFCA National Freshman of the Year Top 10 Finalist (2023)
- » D1 Softball Freshman All-American (2023)
- » All-SEC Second Team (2023)
- » SEC Freshman of the Week (April 25, 2023)

GAME-BY-GAME (2025)

Date	Opponent	Pos	AB	R	H	RBI	2B	3B	HR	BB	SB	CS	HBP	SAC	SF	GDP	K	PO	A	E	AVG	
Feb 06	at Texas State	*of	3	0	0	0	0	0	0	0	0	0	0	0	0	0	0	1	0	0	.000	
Feb 07	vs Lipscomb	*of/pr	4	1	1	1	0	0	0	0	0	0	0	0	1	0	0	1	0	0	.143	
Feb 07	vs Bradley	*of	2	1	1	0	0	0	0	1	2	0	0	0	0	0	0	0	0	0	.222	
Feb 08	vs Bradley	*of	5	1	2	0	0	0	0	0	1	0	0	0	0	0	0	0	0	0	.286	
Feb 08	vs San Diego	*of	4	0	0	0	0	0	0	0	0	0	0	0	0	0	0	1	0	0	.222	
Feb 14	vs Louisiana Monroe	*of	5	2	2	0	0	1	0	0	1	0	0	0	0	0	0	1	0	0	.261	
Feb 14	at Louisiana Tech	*of	4	0	1	0	0	0	0	0	0	0	0	0	0	0	0	3	0	0	.259	
Feb 15	vs Southern Miss	*of	4	1	1	0	0	0	0	1	0	0	0	0	0	0	1	0	0	0	.258	
Feb 16	vs Southern Miss	*of/pr	3	1	2	0	0	1	0	0	0	0	0	0	0	0	0	1	0	0	.294	
Feb 16	vs Louisiana Monroe	*of	3	1	0	0	0	0	0	0	1	0	0	0	0	0	1	2	0	0	.270	
Feb 20	vs Rutgers	*of	3	2	1	0	1	0	0	1	0	0	0	0	0	0	0	0	0	0	.275	
Feb 20	vs Cal State Fullerton	*of/pr	3	0	2	1	0	0	0	0	0	0	0	0	0	0	0	0	0	0	.302	
Feb 21	vs Loyola Marymount	*of	4	2	2	1	1	0	0	1	0	0	0	0	0	0	1	1	0	0	.319	
Feb 22	vs Baylor	*of	3	2	2	0	1	0	0	0	0	0	0	0	0	0	0	1	0	0	.340	
Feb 22	vs UCLA	*of	3	0	2	0	0	0	0	0	0	0	0	0	0	0	0	1	3	0	.358	
Feb 28	IOWA	*of	2	3	1	0	0	0	0	2	2	0	0	0	0	0	0	1	0	0	.364	
Feb 28	ILLINOIS	*of	3	2	1	0	0	0	0	1	1	0	0	0	0	0	0	0	0	0	.362	
Mar 01	IOWA	*of/ph	2	0	0	0	0	0	0	0	0	1	0	1	0	0	0	0	0	0	.350	
Mar 01	ILLINOIS	*of	3	2	2	0	0	0	0	1	3	0	0	0	0	0	0	1	0	0	.365	
Mar 02	MISSOURI STATE	*of	3	2	2	0	0	0	0	0	2	0	1	0	0	0	0	0	0	0	.379	
Mar 07	at Ole Miss	*of	3	0	1	0	0	0	0	1	0	0	0	0	0	0	1	2	0	0	.377	
Mar 08	at Ole Miss	*of	2	0	0	0	0	0	0	2	0	0	0	0	0	0	2	1	0	0	.366	
Mar 09	at Ole Miss	*of	5	3	3	0	0	0	0	0	0	0	0	0	0	0	0	2	0	0	.382	
Mar 15	OKLAHOMA-1	*of	2	0	1	0	0	0	0	1	0	0	0	0	0	0	0	3	0	0	.385	
Mar 15	OKLAHOMA-2	*of	3	0	0	0	0	0	0	1	0	0	0	0	0	0	2	1	1	0	.370	
Mar 16	OKLAHOMA	*of	4	0	0	0	0	0	0	0	0	0	0	0	0	0	2	3	0	0	.353	
Mar 18	UCA	*of	4	0	1	0	1	0	0	0	0	0	0	0	0	0	0	5	0	0	.348	
Mar 22	at Tennessee	*of	3	0	0	1	0	0	0	2	0	0	0	0	0	0	0	0	0	0	.337	
Mar 23	at Tennessee	*of	5	1	2	2	0	0	0	0	0	0	0	0	0	0	1	1	0	0	.340	
Mar 24	at Tennessee	*of	4	0	0	0	0	0	0	0	0	0	0	0	0	0	3	1	0	0	.327	
Mar 28	KENTUCKY	*of	4	1	2	0	0	0	0	0	0	0	0	0	0	0	1	1	0	0	.333	
Mar 29	KENTUCKY	*of	4	2	2	0	0	0	0	0	0	0	0	0	0	0	0	1	0	0	.339	
Mar 30	KENTUCKY	*of	4	1	3	0	0	0	0	0	2	0	0	0	0	0	0	4	0	0	.354	
Apr 04	at Florida	*of	3	1	2	0	1	0	0	1	0	0	0	0	0	0	0	6	0	0	.362	
Apr 05	at Florida	*of	4	2	2	0	0	0	0	2	0	0	0	0	0	0	0	1	0	0	.367	
Apr 06	at Florida	*of	4	2	1	0	0	0	0	0	0	0	0	0	0	0	0	5	0	0	.363	
Apr 07	at North Florida	*of	4	3	2	1	0	0	0	0	2	0	0	0	0	0	0	1	0	0	.367	
Apr 11	SOUTH CAROLINA	*of	2	3	1	0	0	0	0	2	0	0	0	0	0	0	0	1	0	0	.369	
Apr 12	SOUTH CAROLINA	*of	4	1	2	0	0	0	0	0	0	1	0	0	0	0	0	1	0	0	.373	
Apr 13	SOUTH CAROLINA	*of	4	0	3	0	0	0	0	0	0	0	0	0	0	0	0	2	0	0	.384	
Apr 18	COLORADO STATE-1	*of	3	1	1	0	0	0	0	0	0	0	0	0	0	0	0	0	0	0	.372	
Apr 18	COLORADO STATE-2	*of	4	0	1	1	0	0	0	0	0	0	0	0	0	0	1	0	0	0	.369	
Apr 25	at Texas A&M	*of	4	0	1	0	0	0	0	0	0	0	0	0	0	0	0	1	1	0	.366	
Apr 26	at Texas A&M	*of	4	1	2	0	0	0	0	1	1	0	0	0	0	0	0	3	0	0	.369	
Apr 27	at Texas A&M	*of	3	0	1	0	0	0	0	1	1	0	0	0	0	0	0	2	0	0	.369	
May 01	LSU	*of	4	1	2	1	0	0	0	1	0	0	0	0	0	0	0	1	0	0	.372	
May 02	LSU	*of	2	1	0	0	0	0	0	1	0	0	1	0	0	0	0	1	4	1	.367	
May 03	LSU	*of	3	0	1	1	0	0	0	1	0	0	0	0	0	0	0	0	0	0	.367	
May 07	at Georgia	*of	4	1	1	0	0	0	0	0	0	0	0	0	0	0	0	0	0	0	.364	
May 08	vs Tennessee	*of	4	1	2	0	0	0	0	0	0	0	0	0	0	0	0	1	2	0	.367	
May 09	vs Oklahoma	*of	3	1	1	0	0	0	0	0	0	0	0	1	0	0	1	1	0	0	.367	
May 16	SAINT LOUIS	*of	3	1	1	0	0	0	0	0	1	0	0	0	0	0	0	1	0	0	.366	
May 17	OKLAHOMA STATE	*of	5	0	1	0	0	0	0	0	0	0	0	0	0	0	0	7	0	0	.362	
May 18	OKLAHOMA STATE	*of	5	0	2	0	0	0	0	0	0	0	0	0	0	0	1	3	1	0	.363	
May 23	OLE MISS	*of	4	1	1	0	1	0	0	1	0	0	0	0	0	0	0	1	4	0	.360	
May 24	OLE MISS	*of	4	0	0	0	0	0	0	0	0	0	0	0	0	0	1	0	0	0	.353	
May 25	OLE MISS	*of	4	1	1	0	0	0	0	0	0	0	0	0	0	0	0	3	0	0	.351	
Totals			58gs	205	53	72	11	6	2	0	26	20	2	2	2	1	0	24	91	3	0	.351



CAM HARRISON

RHP/UTL • R/R • 5-7 • Sophomore
Katy, Texas • Katy HS

25

CAREER STATS

Year	Avg.	GP-GS	AB	R	H	2B	3B	HR	RBI	TB	SLG%	BB	HBP	SO	GDP	OBP	SF	SH	SB-ATT	PO	A	E	FLD%
2025	.500	23-6	9	0	5	3	0	0	4	8	.800	4	0	1	0	.643	0	0	0-0	1	6	0	1.000
TOTAL	.500	23-6	9	0	5	3	0	0	4	8	.800	4	0	1	0	.643	0	0	0-0	1	6	0	1.000

Year	ERA	W-L	APP	GS	CG	SHO	SV	IP	H	R	ER	BB	SO	2B	3B	HR	BF	B.AVG	WP	HBP	BK	SF	SH
2025	3.35	4-2	19	6	0	0/1	3	48.0	38	24	23	33	46	4	2	6	213	.225	7	2	0	4	5
TOTAL	3.35	4-2	19	6	0	0/1	3	48.0	38	24	23	33	46	4	2	6	213	.225	7	2	0	4	5

SEASON HIGHS (PITCHING)

Category	No.	Opponent (Last)	Date
Innings	6.1	Florida	4/6/25
Longest Start	5.0	San Diego	2/8/25
Shortest Start	0.2	Tennessee	3/24/25
Longest Relief	4.0	Ole Miss	5/23/25
Hits	6	Florida	4/6/25
Runs	3	4x (South Carolina)	4/12/25
Earned Runs	3	4x (South Carolina)	4/12/25
Walks	5	Southern Miss	2/16/25
Strikeouts	8	2x (Southern Miss)	2/16/25
Pitches	90	Southern Miss	2/16/25

CAREER HIGHS (PITCHING)

Category	No.	Opponent (Last)	Date
Innings	6.1	Florida	4/6/25
Longest Start	5.0	San Diego	2/8/25
Shortest Start	0.2	Tennessee	3/24/25
Longest Relief	4.0	Ole Miss	5/23/25
Hits	6	Florida	4/6/25
Runs	3	4x (South Carolina)	4/12/25
Earned Runs	3	4x (South Carolina)	4/12/25
Walks	5	Southern Miss	2/16/25
Strikeouts	8	2x (Southern Miss)	2/16/25
Pitches	90	Southern Miss	2/16/25

SEASON HIGHS (HITTING)

Category	No.	Opponent (Last)	Date
Hits	1	2x (ULM)	2/14/25
Doubles	1	2x (ULM)	2/14/25
Triples	-	-	-
Home Runs	-	-	-
RBIs	2	ULM	2/14/25
Runs	-	-	-
Walks	1	San Diego	2/8/25
ABs	1	5x (ULM)	2/16/25

CAREER HIGHS (HITTING)

Category	No.	Opponent (Last)	Date
Hits	1	2x (ULM)	2/14/25
Doubles	1	2x (ULM)	2/14/25
Triples	-	-	-
Home Runs	-	-	-
RBIs	2	ULM	2/14/25
Runs	-	-	-
Walks	1	San Diego	2/8/25
ABs	1	2x (San Diego)	2/8/25

CAREER HONORS

- » D1 Softball D100 Freshman (2025)
- » Softball America Freshman Watch List (2025)
- » Texas Gatorade Player of the Year (2024)
- » United States 18-U team member (2024)
- » No. 6 Overall Player in Extra Innings Softball Player Rankings (2024)
- » All-Greater Houston Pitcher of the Year (2024)
- » Max Preps All-American (2024)
- » District MVP (2022, 2023)
- » Majoring in Business

GAME-BY-GAME (2025)

Date	Opponent	Pos	AB	R	H	RBI	2B	3B	HR	BB	SB	CS	HBP	SAC	SF	GDP	K	PO	A	E	AVG
Feb 07	vs Lipscomb	ph	1	0	1	0	1	0	0	0	0	0	0	0	0	0	0	0	0	0	0.000
Feb 08	vs San Diego	*p	1	0	0	0	0	0	0	1	0	0	0	0	0	0	0	0	0	1	0.500
Feb 14	vs Louisiana Monroe	p	1	0	1	2	1	0	0	0	0	0	0	0	0	0	0	0	1	1	.667
Feb 16	vs Southern Miss	*p/ph	1	0	0	0	0	0	0	0	0	0	0	0	0	0	0	0	0	0	.500
Feb 16	vs Louisiana Monroe	ph	1	0	1	0	1	0	0	0	0	0	0	0	0	0	0	0	0	0	.600
Feb 21	vs Loyola Marymount	*p	1	0	0	0	0	0	0	0	0	0	0	0	0	0	0	0	2	0	.500
Apr 06	at Florida	p/dh	1	0	1	1	0	0	0	0	0	0	0	0	0	0	0	0	0	0	.500
Apr 07	at North Florida	ph	0	0	0	1	0	0	0	1	0	0	0	0	0	0	0	0	0	0	.500
Apr 13	SOUTH CAROLINA	ph	1	0	1	0	0	0	0	0	0	0	0	0	0	0	0	0	0	0	.556
Apr 18	COLORADO STATE-1	p	0	0	0	0	0	0	0	1	0	0	0	0	0	0	0	0	0	0	.556
Apr 27	at Texas A&M	ph	0	0	0	0	0	0	0	1	0	0	0	0	0	0	0	0	0	0	.556
May 02	LSU	p/ph	1	0	0	0	0	0	0	0	0	0	0	0	0	0	0	1	0	0	.500
Totals		4gs	10	0	5	4	3	0	0	4	0	0	0	0	0	0	0	1	1	6	0.500

Date	Opponent	GS	IP	H	R	ER	BB	SO	2B	3B	HR	WP	BK	HBP	IBB	Score	W-L	Sv	ERA	NP
Feb 06	at Texas State		1.0	0	0	0	0	2	0	0	0	1	0	0	0	3-1	0-0	1	0.00	24
Feb 07	vs Bradley		0.2	0	0	0	1	1	0	0	0	0	0	0	0	3-1	0-0	2	0.00	18
Feb 08	vs San Diego	*	5.0	2	1	1	1	8	0	1	0	0	0	0	0	2-1	0-0	2	1.05	69
Feb 14	vs Louisiana Monroe		2.0	1	1	0	2	2	0	0	0	2	0	0	0	11-2	0-0	2	0.81	36
Feb 16	vs Southern Miss	*	3.2	3	3	3	5	8	0	0	1	0	0	0	0	12-3	1-0	2	2.27	90
Feb 21	vs LMU	*	5.0	2	0	0	0	2	0	0	0	0	0	0	0	6-2	2-0	2	1.62	58
Feb 22	vs UCLA		2.1	2	1	1	1	1	1	0	0	0	0	0	1	1-9	2-0	2	1.78	27
Mar 01	IOWA	*	4.0	1	0	0	4	3	0	0	0	0	0	0	0	12-0	3-0	2	1.48	66
Mar 07	at Ole Miss		0.1	1	3	3	2	0	1	0	0	1	0	0	0	1-9	3-0	2	2.33	20
Mar 08	at Ole Miss		3.0	3	0	0	3	0	0	1	0	1	0	0	0	3-9	3-0	2	2.07	53
Mar 15	OKLAHOMA-1		0.2	1	0	0	0	2	0	0	0	0	0	0	0	0-7	3-0	2	2.02	15
Mar 16	OKLAHOMA	*	1.0	1	2	2	3	1	0	0	1	0	0	1	0	7-10	3-0	2	2.44	33
Mar 18	UCA		2.1	1	0	0	0	2	1	0	0	0	0	0	0	6-3	3-0	3	2.26	32
Mar 24	at Tennessee	*	0.2	2	3	3	3	1	1	0	0	1	0	0	0	2-3	3-1	3	2.87	32
Apr 06	at Florida		6.2	6	2	2	4	5	0	0	2	0	0	0	0	9-5	4-1	3	2.74	123
Apr 12	SOUTH CAROLINA		1.0	4	3	3	0	1	0	0	1	0	0	0	0	4-5	4-2	3	3.20	21
Apr 18	COLORADO STATE-1		2.0	1	0	0	0	3	0	0	0	0	0	1	0	14-1	4-2	3	3.05	42
May 02	LSU		2.2	6	5	5	2	4	0	0	1	1	0	0	0	2-13	4-2	3	3.66	62
May 23	OLE MISS		4.0	1	0	0	2	0	0	0	0	0	0	0	0	7-9	4-2	3	3.35	72
Totals		6	48.0	38	24	23	33	46	4	2	6	7	0	2	1	105-93	4-2	3	3.35	



ATALYIA RIJO

INF • L/R • 5-7 • Senior
Horsehead, N.Y. • Corning-Painted Post HS

26

CAREER STATS

Year	Avg.	GP-GS	AB	R	H	2B	3B	HR	RBI	TB	SLG%	BB	HBP	SO	GDP	OBP	SF	SH	SB-ATT	PO	A	E	FLD%
2023	.203	56-55	133	24	27	6	0	5	24	48	.361	9	7	33	2	.285	2	3	0-0	63	115	11	.942
2024	.214	9-6	14	2	3	2	0	0	1	5	.357	1	1	3	0	.313	0	1	0-0	8	10	0	1.000
2025	.318	57-56	157	28	50	10	2	6	38	82	.522	13	7	19	1	.389	3	5	1-1	70	73	5	.966
TOTAL	.263	122-117	304	54	80	18	2	11	63	135	.444	23	15	55	3	.340	5	9	1-1	141	198	16	.955

SEASON HIGHS

Category	No.	Opponent (Last)	Date
Hits	4	2x (Oklahoma State)	5/18/25
Doubles	2	Southern Miss	2/16/25
Triples	1	2x (South Carolina)	4/12/25
Home Runs	1	5x (South Carolina)	4/13/25
RBI's	4	2x (MO State)	3/2/25
Runs	3	2x (Tennessee)	3/23/25
Walks	2	3x (LSU)	5/2/25
ABs	4	11x (Oklahoma St.)	5/18/25

CAREER HIGHS

Category	No.	Opponent (Last)	Date
Hits	4	2x (Oklahoma State)	5/18/25
Doubles	2	Southern Miss	2/16/25
Triples	1	2x (South Carolina)	4/12/25
Home Runs	1	9x (UCA)	3/18/25
RBI's	4	3x (MO State)	3/1/25
Runs	3	2x (Tennessee)	3/23/25
Walks	2	5x (LSU)	5/2/25
ABs	4	11x (Oklahoma St.)	5/18/25

PLAYER PROFILE

- » Was granted a medical redshirt after missing most of the 2024 season due to a shoulder injury. Will have two years of eligibility remaining entering the 2026 season.
- » Played for the Dominican Republic National Team in the XX Juegos Bolivarianos Ayacucho - Lima 2025 on Nov. 23-27 where she batted .368 with seven hits, four home runs, nine RBI and 19 total bases while posting a 1.435 OPS.
- » Batted .900 (9-10) with a solo HR, three RBI and a walk during the Fayetteville Regional. Set the Arkansas program record for hits in an NCAA Tournament game with four in a pair of wins over Oklahoma State (May 17, 2025)
- » Second player in program history from New York joining Maddie Reese (2012) as the only other Hog from the Empire State.
- » Father Fernando Rijo signed with the LA Dodgers in 1995 at the age of 15 and pitched 11 seasons in professional baseball making it as high as AAA. Her cousin is 1990 World Series MVP Jose Rijo. Her mother Audrey was a three-sport athlete who played DI softball at Albany and UNC-Wilmington.
- » Prepped at Corning-Painted Post High School where she won a state championship and 2019. Also played varsity softball starting in eighth grade.

CAREER HONORS

- » NFCA Second-Team All-Region (2025)
- » SEC Career Tour Participant (2024)
- » SEC Spring Academic Honor Roll (2024)
- » SEC Freshman of the Week (Feb. 13, 2023)

GAME-BY-GAME (2025)

Date	Opponent	Pos	AB	R	H	RBI	2B	3B	HR	BB	SB	CS	HBP	SAC	SF	GDP	K	PO	A	E	AVG	
Feb 06	at Texas State	*dh/ss	1	0	0	0	0	0	0	1	0	0	0	0	0	0	0	0	0	1	0	.000
Feb 07	vs Lipscomb	ph	1	1	1	1	0	1	0	0	0	0	0	0	0	0	0	0	0	0	0	.500
Feb 07	vs Bradley	*ss	2	0	0	0	0	0	0	1	0	0	0	0	0	0	0	0	2	1	0	.250
Feb 08	vs San Diego	*ss/pr	1	1	0	0	0	0	0	0	0	0	0	1	0	0	0	0	3	0	0	.200
Feb 14	vs Louisiana Monroe	*ss	3	1	1	1	0	0	1	1	0	0	0	0	0	0	1	1	1	1	0	.250
Feb 14	at Louisiana Tech	*ss	2	0	2	1	0	0	0	0	0	0	1	0	0	0	0	0	1	0	0	.400
Feb 15	vs Southern Miss	*ss	3	0	1	4	1	0	0	1	0	0	0	0	0	0	0	0	2	3	0	.385
Feb 16	vs Southern Miss	*ss	3	3	2	0	2	0	0	0	0	0	0	0	0	0	0	0	1	0	0	.438
Feb 16	vs Louisiana Monroe	*ss	3	1	2	2	1	0	0	0	0	0	0	0	0	0	0	0	0	0	0	.474
Feb 20	vs Rutgers	*ss	3	1	2	0	1	0	0	0	0	0	0	0	0	0	0	0	2	1	0	.500
Feb 20	vs Cal State Fullerton	*ss	3	1	2	3	0	0	1	0	0	0	0	0	0	0	0	1	0	3	0	.520
Feb 21	vs Loyola Marymount	*ss	4	0	0	0	0	0	0	0	0	0	0	0	0	0	0	0	2	3	0	.448
Feb 22	vs Baylor	*ss	1	1	0	0	0	0	0	1	0	0	0	0	0	0	0	1	1	2	0	.433
Feb 22	vs UCLA	*ss	2	0	0	0	0	0	0	0	0	0	0	0	0	0	0	2	1	0	1	.406
Feb 28	IOWA	*ss	0	0	0	2	0	0	2	0	0	0	0	0	1	0	0	0	1	1	0	.406
Feb 28	ILLINOIS	*ss	3	0	0	0	0	0	0	0	0	0	0	0	0	0	0	0	1	1	0	.371
Mar 01	IOWA	*ss	2	0	0	0	0	0	0	0	0	0	0	0	0	0	0	1	0	3	0	.351
Mar 01	ILLINOIS	*ss	3	0	1	1	0	0	0	0	0	0	1	0	0	0	0	0	0	2	0	.350
Mar 02	MISSOURI STATE	*ss	2	2	1	4	0	0	1	0	0	0	2	0	0	0	0	0	1	0	0	.357
Mar 07	at Ole Miss	*ss	2	0	1	0	0	0	0	0	0	0	0	1	0	0	0	0	2	1	1	.364
Mar 08	at Ole Miss	*ss	3	0	0	0	0	0	0	0	0	0	0	0	0	0	0	1	1	2	1	.340
Mar 09	at Ole Miss	*ss	3	0	2	1	0	0	0	0	0	0	0	0	1	0	0	0	2	1	0	.360
Mar 15	OKLAHOMA-1	*ss	1	0	0	0	0	0	0	0	0	0	1	0	0	0	0	0	1	0	0	.353
Mar 15	OKLAHOMA-2	*ss	1	0	0	1	0	0	0	0	0	0	0	2	0	0	0	0	3	0	0	.346
Mar 16	OKLAHOMA	*ss	3	0	0	0	0	0	0	0	0	0	0	0	0	0	0	1	2	0	0	.327
Mar 18	UCA	*ss	3	1	2	1	0	0	1	0	0	0	0	0	0	0	0	0	1	1	0	.345
Mar 22	at Tennessee	*ss	4	1	1	0	0	0	0	0	0	0	0	0	0	0	0	1	1	0	0	.339
Mar 23	at Tennessee	*ss	2	3	2	1	1	0	2	0	0	0	0	0	0	0	0	0	3	2	0	.359
Mar 24	at Tennessee	*ss	3	0	0	0	0	0	0	0	0	0	0	0	0	0	0	0	1	2	0	.343
Mar 28	KENTUCKY	*ss	3	0	1	2	1	0	0	0	0	0	0	0	0	0	0	0	2	1	0	.343
Mar 29	KENTUCKY	*ss	2	0	1	1	0	0	0	0	0	0	0	0	1	0	0	0	1	0	0	.347
Mar 30	KENTUCKY	*ss	3	0	0	0	0	0	0	0	0	0	0	0	0	1	0	4	2	0	0	.333
Apr 04	at Florida	*ss	3	0	1	0	1	0	0	0	0	0	0	0	0	0	0	0	2	2	0	.333
Apr 05	at Florida	*ss	4	0	2	0	0	0	0	1	0	0	0	1	0	0	0	1	3	1	1	.341
Apr 06	at Florida	*ss	4	0	2	2	1	0	0	0	0	0	0	0	0	0	0	0	0	0	0	.349
Apr 07	at North Florida	*ss	2	1	0	1	0	0	0	0	1	0	1	0	0	0	0	0	0	3	0	.341
Apr 11	SOUTH CAROLINA	*ss	3	0	1	0	0	1	0	0	0	0	0	0	0	0	0	1	2	2	0	.341
Apr 12	SOUTH CAROLINA	*ss	4	0	0	0	0	0	0	0	0	0	0	0	0	0	0	1	1	1	0	.326
Apr 13	SOUTH CAROLINA	*ss	3	1	1	2	0	0	1	0	0	0	0	0	0	0	0	0	0	1	0	.327
Apr 15	at UCA	*ss	4	1	1	0	0	0	0	0	0	0	0	0	0	0	0	0	2	1	0	.324
Apr 18	COLORADO STATE-1	*ss	2	1	1	0	0	0	0	0	0	0	0	0	0	0	0	1	1	1	0	.327
Apr 18	COLORADO STATE-2	*ss	3	1	2	1	0	0	0	0	0	0	0	0	0	0	0	0	1	1	0	.336
Apr 25	at Texas A&M	*ss	4	1	0	0	0	0	0	0	0	0	0	0	0	0	0	0	2	3	0	.324
Apr 26	at Texas A&M	*ss	4	0	1	0	0	0	0	0	0	0	0	0	0	0	0	1	1	2	0	.322
Apr 27	at Texas A&M	*ss	3	0	0	0	0	0	0	0	0	0	0	0	0	0	0	1	2	3	0	.314
May 01	LSU	*ss	3	1	0	0	0	0	0	0	0	0	1	0	0	0	0	0	0	1	0	.306
May 03	LSU	*ss	4	0	1	0	1	0	0	0	0	0	0	0	0	0	0	0	2	1	0	.307
May 07	at Georgia	*ss	3	0	0	0	0	0	0	0	0	0	0	0	0	0	0	1	2	3	0	.300
May 08	vs Tennessee	*ss	3	0	0	0	0	0	0	0	0	0	0	0	0	0	0	2	0	0	0	.293
May 09	vs Oklahoma	*ss	4	0	1	0	0	0	0	0	0	0	0	0	0	0	0	0	1	1	0	.292
May 16	SAINT LOUIS	*ss	2	0	1	1	0	0	0	1	0	0	0	0	0	0	0	0	0	2	0	.295
May 17	OKLAHOMA STATE	*ss	4	2	4	1	0	0	1	0	0	0	0	0	0	0	0	0	0	3	0	.315
May 18	OKLAHOMA STATE	*ss	4	2	4	1	0	0	0	0	0	0	0	0	0	0	0	0	0	1	0	.333
May 23	OLE MISS	*ss	4	0	1	1	0	0	0	0	0	0	0	0	0	0	0	0	3	1	0	.331
May 24	OLE MISS	*ss	3	0	0	0	0	0	0	0	0	0	0	0	0	0	0	1	1	2	0	.325
May 25	OLE MISS	*ss	3	0	0	0	0	0	0	0	0	0	0	0	0	0	0	0	2	1	0	.318
Totals			56gs	157	28	50	38	10	2	6	13	1	0	7	5	3	1	19	70	73	5	.318



KHAMARI HALL

OF • L/L • 5-3 • Freshman
League City, Texas • Clear Creek HS

30

CAREER STATS

Year	Avg.	GP-GS	AB	R	H	2B	3B	HR	RBI	TB	SLG%	BB	HBP	SO	GDP	OBP	SF	SH	SB-ATT	PO	A	E	FLD%
2026	.000	0-0	-	-	-	-	-	-	-	-	.000	-	-	-	-	.000	-	-	0-0	-	-	-	.000
TOTAL	.000	0-0	-	-	-	-	-	-	-	-	.000	-	-	-	-	.000	-	-	0-0	-	-	-	.000

SEASON HIGHS

Category	No.	Opponent (Last)	Date
Hits	-	-	-
Doubles	-	-	-
Triples	-	-	-
Home Runs	-	-	-
RBIs	-	-	-
Runs	-	-	-
Walks	-	-	-
ABs	-	-	-

CAREER HIGHS

Category	No.	Opponent (Last)	Date
Hits	-	-	-
Doubles	-	-	-
Triples	-	-	-
Home Runs	-	-	-
RBIs	-	-	-
Runs	-	-	-
Walks	-	-	-

PLAYER PROFILE

- » Rated as the No. 14 prospect in her class according to Perfect Game.
- » Prepped at Clear Creek High School in League City, Texas where she earned first-team all-district honors four times in addition to being named first-team All-Galveston County multiple times
- » Batted .557 with 49 hits, eight home runs, 15 walks, 39 RBI and 18 stolen bases while leading Clear Creek to 20-8 record that featured a district championship as a senior.
- » Hit .438 with 32 hits, four walks, three home runs, nine RBI, 14 stolen bases while striking out just four times and posting a .461 on-base percentage as a junior.
- » Played travel ball for Impact Gold Jackson 18U, helping lead them to a TFL Championship
- » Also participated in track, where she was a 100-meter Area finalist; 4x100 meter area qualifier; 100-meter district finalist and 100-meter regional finalist
- » Four-time superintendent scholar while also earning multiple academic all-district honors in addition to being a National Honor Society member.

CAREER HONORS

- » 24-6A First-Team All-District (2022, 2023, 2024, 2025)
- » 24-6A District MVP (2025)
- » First-Team All-Galveston County

GAME-BY-GAME

Date	Opponent	Pos	AB	R	H	RBI	2B	3B	HR	BB	SB	CS	HBP	SAC	SF	GDP	K	PO	A	E	AVG
-	-	-	-	-	-	-	-	-	-	-	-	-	-	-	-	-	-	-	-	-	.000



SAYLOR TIMMERMAN

RHP • R/R • 6-1 • Freshman
Minocqua, Wis. • Minocqua HS

32

CAREER STATS

Year	ERA	W-L	APP	GS	CG	SHO	SV	IP	H	R	ER	BB	SO	2B	3B	HR	BF	B.AVG	WP	HBP	BK	SF	SH
2026	0.00	0-0	-	-	-	-	-	-	-	-	-	-	-	-	-	-	-	.000	-	-	-	-	-
TOTAL	0.00	0-0	-	-	-	-	-	-	-	-	-	-	-	-	-	-	-	.000	-	-	-	-	-

SEASON HIGHS

Category	No.	Opponent (Last)	Date
Innings	-	-	-
Longest Start	-	-	-
Shortest Start	-	-	-
Longest Relief	-	-	-
Hits	-	-	-
Runs	-	-	-
Earned Runs	-	-	-
Walks	-	-	-
Strikeouts	-	-	-
Pitches	-	-	-

CAREER HIGHS

Category	No.	Opponent (Last)	Date
Innings	-	-	-
Longest Start	-	-	-
Shortest Start	-	-	-
Longest Relief	-	-	-
Hits	-	-	-
Runs	-	-	-
Earned Runs	-	-	-
Walks	-	-	-
Strikeouts	-	-	-
Pitches	-	-	-

PLAYER PROFILE

- » Second Player in program history from Wisconsin, joining Brett Erickson (1997-2000)
- » Prepped at Lakeland Union High School, where she became just the fifth player in Wisconsin High School history to register 1,000+ strikeouts during her prep career. Timmerman was the Great Northern Conference Player of the Year in 2024 and 2025 in addition to being named Wisconsin DII Player of the Year twice.
- » Led the Thunderbirds to a 21-9 mark as a senior in 2025. As a senior, she posted a 0.737 ERA, .614 WHIP and 386 strikeouts. Timmerman set a Wisconsin high school record with 29 strikeouts in a 1-0 13-inning win on May 29, 2025 against Shawano. She threw a perfect game, striking out all 15 of her batters faced in while also homering in a 16-0 non-conference win over Crandon in May of 2024.
- » She also was a member of the U-18 USA Women's Junior National Team alongside current teammates Ella McDowell and Cam Harrison.
- » At the 2024 WBSC U-18 World Cup Stage 1 event she threw four scoreless innings and struck out nine while leading the United States to a first-place finish.
- » Also swam and played basketball at Lakeland Union

CAREER HONORS

- » D1 Softball D100 Freshman (2026)
- » Softball America Freshman Watch List (2026)
- » No. 8 overall player and No. 3 pitcher in country for the class of 2025 by Softball America.
- » United States 18-U team member (2024)
- » Wisconsin DII Player of the Year (2024, 2025)
- » Great Northern Conference Player of the Year (2024, 2025)

GAME-BY-GAME

Date	Opponent	GS	IP	H	R	ER	BB	SO	2B	3B	HR	WP	BK	HBP	IBB	Score	W-L	Sv	ERA	NP
-	-	-	-	-	-	-	-	-	-	-	-	-	-	-	-	-	0-0	-	0.00	-



JAYDEN RAMOS

UTL • R/R • 5-10 • Sophomore
Fresno, Calif. • Central HS

34

CAREER STATS

Year	Avg.	GP-GS	AB	R	H	2B	3B	HR	RBI	TB	SLG%	BB	HBP	SO	GDP	OBP	SF	SH	SB-ATT	PO	A	E	FLD%
2025	.375	15-1	16	2	6	1	0	1	8	10	.625	1	1	1	1	.421	1	0	0-0	0	0	0	.000
TOTAL	.375	15-1	16	2	6	1	0	1	8	10	.625	1	1	1	1	.421	1	0	0-0	0	0	0	.000

SEASON HIGHS

Category	No.	Opponent (Last)	Date
Hits	1	5x (UNF)	4/7/25
Doubles	1	North Florida	4/7/25
Triples	-	-	-
Home Runs	1	Illinois	3/1/25
RBI's	3	Illinois	3/1/25
Runs	1	2x (Illinois)	3/1/25
Walks	-	-	-
ABs	3	Florida	4/6/25

CAREER HIGHS

Category	No.	Opponent (Last)	Date
Hits	1	5x (UNF)	4/7/25
Doubles	1	North Florida	4/7/25
Triples	-	-	-
Home Runs	1	Illinois	3/1/25
RBI's	3	Illinois	3/1/25
Runs	1	2x (Illinois)	3/1/25
Walks	-	-	-
ABs	3	Florida	4/6/25

PLAYER PROFILE


- » Saw action in 15 games while making one start as a freshman in 2025... Batted .375 with six hits, a double, a home run, two runs scored and eight RBI while posting a .625 slugging percentage and a .421 on-base percentage ... Went 1-2 with an RBI and a run scored during her collegiate debut against Lipscomb (Feb. 7) ... Recorded an RBI single in a pinch-hit appearance during a win over Southern Miss (Feb. 16) ... Registered a pinch-hit base hit during a victory over ULM (Feb. 16) and Rutgers (Feb. 20) ... Smashed a pinch-hit three-run home run to complete a 10-1 run-rule win over Illinois during the Wooo Pig Classic (March 1) ... Went 1-1 with a two-run pinch-hit double during a win at North Florida (April 7)
- » Prepped at Central High School in Fresno, Calif ... Batted .409 during her high school career with 135 hits, 54 runs scored, 41 doubles, two triples and 22 home runs ... Named Fresno Bee Player of the Year after posting a .469 batting average, 38 RBI, nine doubles and seven home runs as a senior ... Hit .447 with 34 hits, 19 RBI and six home runs en route to being named all-league and league offensive player of the year during her junior season ... Also pitched during her high school career, registering a 3.41 ERA in 37.0 innings pitched with three complete games and 42 strikeouts.
- » Majoring in Exercise Science

CAREER HONORS

- » Fresno Bee Player of the Year (2024)

GAME-BY-GAME (2025)

Date	Opponent	Pos	AB	R	H	RBI	2B	3B	HR	BB	SB	CS	HBP	SAC	SF	GDP	K	PO	A	E	AVG
Feb 07	vs Lipscomb	ph/dh	2	1	1	1	0	0	0	0	0	0	1	0	0	0	0	0	0	0	.500
Feb 16	vs Southern Miss	ph	1	0	1	1	0	0	0	0	0	0	0	0	0	0	0	0	0	0	.500
Feb 16	vs Louisiana Monroe	ph	1	0	1	0	0	0	0	0	0	0	0	0	0	0	0	0	0	0	.600
Feb 20	vs Rutgers	ph	1	0	1	0	0	0	0	0	0	0	0	0	0	0	0	0	0	0	.667
Feb 20	vs Cal State Fullerton	ph	1	0	0	0	0	0	0	0	0	0	0	0	0	0	0	0	0	0	.571
Feb 21	vs Loyola Marymount	ph	1	0	0	0	0	0	0	0	0	0	0	0	0	0	0	0	0	0	.500
Feb 22	vs Baylor	ph	1	0	0	0	0	0	0	0	0	0	0	0	0	0	1	0	0	0	.444
Mar 01	IOWA	ph	0	0	0	0	0	0	0	0	1	0	0	0	0	0	0	0	0	0	.444
Mar 01	ILLINOIS	ph	1	1	1	3	0	0	1	0	0	0	0	0	0	0	0	0	0	0	.500
Mar 02	MISSOURI STATE	ph	1	0	0	0	0	0	0	0	0	0	0	0	0	0	0	0	0	0	.455
Mar 08	at Ole Miss	ph	1	0	0	0	0	0	0	0	0	0	0	0	0	1	0	0	0	0	.417
Apr 06	at Florida	*dh	3	0	0	0	0	0	0	0	0	0	0	0	0	0	0	0	0	0	.333
Apr 07	at North Florida	ph	1	0	1	2	1	0	0	0	0	0	0	0	0	0	0	0	0	0	.375
Apr 18	COLORADO STATE-1	ph	0	0	0	1	0	0	0	0	0	0	0	0	1	0	0	0	0	0	.375
Totals		lgs	16	2	6	8	1	0	1	1	0	0	1	0	1	1	1	0	0	0	.375



JAYDEN WELLS

UTL • R/R • 5-6 • Junior
Paris, Ark. • Paris HS

45

CAREER STATS

Year	Avg.	GP-GS	AB	R	H	2B	3B	HR	RBI	TB	SLG%	BB	HBP	SO	GDP	OBP	SF	SH	SB-ATT	PO	A	E	FLD%
2024	.000	2-0	1	1	0	0	0	0	0	0	.000	0	0	0	0	.000	0	0	1-1	0	0	0	.000
2025	.000	8-0	1	5	0	0	0	0	0	0	.000	0	0	0	0	.000	0	0	0-0	0	0	0	0.000
TOTAL	.000	9-0	2	6	0	0	0	0	0	0	.000	0	0	0	0	.000	0	0	1-1	2	0	0	1.000

SEASON HIGHS (HITTING)

Category	No.	Opponent (Last)	Date
Hits	-	-	-
Doubles	-	-	-
Triples	-	-	-
Home Runs	-	-	-
RBI	-	-	-
Runs	1	3x (Illinois)	2/28/25
Walks	-	-	-
ABs	1	Southern Miss	2/15/25

CAREER HIGHS (HITTING)

Category	No.	Opponent (Last)	Date
Hits	-	-	-
Doubles	-	-	-
Triples	-	-	-
Home Runs	-	-	-
RBI	-	-	-
Runs	1	4x (Illinois)	2/28/25
Walks	-	-	-
ABs	1	2x (Southern Miss)	2/15/25

PLAYER PROFILE

- » Appeared in 15 games primarily as a pinch runner as a sophomore ... Scored a run as a pinch runner against Lipscomb (Feb. 7), Cal State Fullerton (Feb. 20), Illinois (Feb. 28, March 1), Iowa (March 1), Ole Miss (March 8-9), South Carolina (April 11), Colorado State (April 18) and LSU (May 3).
- » Appeared in two games during her freshman campaign, scoring a run and stealing a base as a pinch-runner in a 9-0 win over UT Arlington (Feb. 23). She recorded first collegiate at-bat in an 8-0 win at Texas A&M-Corpus Christi (March 18)
- » Checked in at No. 27 in the Extra Inning Softball 2023 Extra Elite 100.
- » Prepped at Paris High School in Paris, Ark., where she helped lead the Eagles to a state semifinal in 2021.
- » Hit an astronomical .475 as a junior in high school, registering a .597 on-base percentage, .983 slugging percentage and 1.580 OPS while garnering honorable mention all-state honors
- » Named District Offensive MVP and was a Gold Glove honoree as a sophomore at Paris in 2021.
- » Majoring in Recreation and Sport Management

CAREER HONORS

- » Easton/NFCA Scholar-Athlete (2025)
- » First-Year SEC Academic Honor Roll (2024)
- » No. 27 Extra Innings Softball Extra Elite 100 Player Rankings (2023)
- » Honorable Mention All-State (2022)
- » District Offensive MVP (2021)

GAME-BY-GAME (2025)

Date	Opponent	Pos	AB	R	H	RBI	2B	3B	HR	BB	SB	CS	HBP	SAC	SF	GDP	K	PO	A	E	AVG
Feb 15	vs Southern Miss	ph	1	0	0	0	0	0	0	0	0	0	0	0	0	0	0	0	0	0	.000
Totals		Ogs	1	1	0	0	0	0	0	0	0	0	0	0	0	0	0	0	0	0	0.000



KAILEY WYCKOFF • Why-KOFF

UTL • L/L • 5-7 • Senior
Katy, Texas • Katy HS / Texas Tech

46

CAREER STATS

Year	Avg.	GP-GS	AB	R	H	2B	3B	HR	RBI	TB	SLG%	BB	HBP	SO	GDP	OBP	SF	SH	SB-ATT	PO	A	E	FLD%
2023	.393	52-46	150	40	59	15	5	9	31	111	.740	12	4	16	0	.452	0	1	1-2	169	11	1	.994
2024	.407	50-49	145	37	59	12	2	7	35	96	.662	18	4	12	0	.482	1	1	3-3	126	2	3	.977
2025	.328	58-58	186	48	61	15	0	7	55	97	.522	24	4	32	0	.406	5	0	2-2	98	7	2	.981
TOTAL	.372	160-153	481	125	179	42	7	23	121	304	.632	54	12	57	0	.443	6	2	5-6	393	20	6	.986

SEASON HIGHS

Category	No.	Opponent (Last)	Date
Hits	3	4x (Saint Louis)	5/16/25
Doubles	2	ULM	2/16/25
Triples	-	-	-
Home Runs	1	5x (LSU)	5/1/25
RBI's	2	5x (Iowa)	2/28/25
Runs	3	4x (UCA)	3/18/25
Walks	3	Missouri State	3/2/25
ABs	5	4x (Florida)	4/5/25

CAREER HIGHS

Category	No.	Opponent (Last)	Date
Hits	3	14x (Saint Louis)	5/16/25
Doubles	2	North Dakota	3/4/23
Triples	1	6x (Kansas)	4/14/24
Home Runs	2	2x (Iowa State)	5/8/24
RBI's	5	Saint Louis	5/16/25
Runs	3	5x (UCA)	3/18/25
Walks	3	Missouri State	3/2/25
ABs	5	4x (Florida)	4/5/25

PLAYER PROFILE


- » Transferred to Arkansas this offseason after spending the 2023-24 seasons at Texas Tech.
- » Has started 9+ games at five separate positions during her collegiate career (C, LF, RF, DP, 1B)
- » Has reached base safely (errors excluded) in 85% (136-160) of her games during her collegiate career.
- » Attended Katy High School, where she was part of a 6A Texas State Championship team in 2019 and was teammates with Cam Harrison and Ashtyn Reichardt her final two seasons. Played under former Kansas (1988-1995) and Alabama coach (1996-1998) Kalum Haack at Katy.
- » Also participated in volleyball in high school and FFA (Future Farmers of America), earning Reserve Grand Champion Chickens. Helped lead Katy to a 6A regional final appearance in volleyball in 2020 and 2021.
- » Has a dog named Beau Beau
- » Wears No. 46 in honor of her grandmother's birthyear (1946)

CAREER HONORS

- » NFCA Second-Team All-Region (2025)
- » Academic All-Big 12 First Team (2024)
- » All-Big 12 First Team (2024)
- » Big 12 Freshman of the Year (2023)
- » All-Big 12 Second Team (2023)
- » NFCA Third Team All-Region (2023)
- » D1 Softball Freshman All-American (2023)
- » NFCA/TUCCI Freshman of the Year Top-25 Finalist (2023)
- » District 19-6A Most Valuable Player (2021)

GAME-BY-GAME (2025)

Date	Opponent	Pos	AB	R	H	RBI	2B	3B	HR	BB	SB	CS	HBP	SAC	SF	GDP	K	PO	A	E	AVG	
Feb 06	at Texas State	*of	3	1	1	1	0	0	1	0	0	0	0	0	0	0	0	0	0	0	.333	
Feb 07	vs Lipscomb	*c	3	2	2	0	1	0	0	1	0	0	0	0	0	0	0	5	0	0	.500	
Feb 07	vs Bradley	*of	2	1	0	0	0	0	0	0	0	0	1	0	0	0	0	0	0	0	.375	
Feb 08	vs Bradley	*of	3	2	1	0	1	0	0	1	0	0	0	0	0	0	0	1	0	0	.364	
Feb 08	vs San Diego	*c	3	0	1	1	0	0	0	1	0	0	0	0	0	0	0	0	11	0	.357	
Feb 14	vs Louisiana Monroe	*of/c	4	1	2	1	0	0	0	0	0	0	0	0	0	0	0	2	1	0	.389	
Feb 14	at Louisiana Tech	*of	3	1	1	0	0	0	0	1	0	0	0	0	0	0	0	1	2	0	.381	
Feb 15	vs Southern Miss	*c	5	1	2	0	1	0	0	0	1	0	0	0	0	0	0	0	4	0	.385	
Feb 16	vs Southern Miss	*c	1	1	0	2	0	0	0	1	0	0	0	0	1	0	0	0	11	0	.370	
Feb 16	vs Louisiana Monroe	*c	4	2	3	2	2	0	0	0	0	0	0	0	0	0	0	1	8	2	.419	
Feb 20	vs Rutgers	*c	3	1	1	2	0	0	1	0	0	0	0	0	1	0	0	0	4	1	.412	
Feb 20	vs Cal State Fullerton	*of/pr	1	0	0	1	0	0	0	1	0	0	0	0	1	0	0	0	0	0	.400	
Feb 21	vs Loyola Marymount	*c	3	0	0	0	0	0	0	0	0	0	1	0	0	0	0	6	1	0	.368	
Feb 22	vs Baylor	*of/dp	3	2	2	1	0	0	0	0	0	0	0	0	0	0	0	0	0	0	.390	
Feb 22	vs UCLA	*of/dh	3	0	0	0	0	0	0	0	0	0	0	0	0	0	0	2	2	0	.364	
Feb 28	IOWA	*of/dh	2	3	2	2	0	0	1	2	0	0	0	0	0	0	0	0	1	0	.391	
Feb 28	ILLINOIS	*c/dh	4	1	1	1	0	0	0	0	0	0	0	0	0	0	0	7	1	0	.380	
Mar 01	IOWA	*dh	2	1	1	1	0	0	0	0	0	0	0	0	0	0	0	0	0	0	.385	
Mar 01	ILLINOIS	*dh	3	0	0	0	0	0	0	1	0	0	0	0	0	0	0	0	0	0	.364	
Mar 02	MISSOURI STATE	*of	1	2	1	2	0	0	0	3	0	0	0	0	0	0	0	0	0	0	.375	
Mar 07	at Ole Miss	*of	3	0	0	0	0	0	0	0	0	0	1	0	0	0	0	1	0	0	.356	
Mar 08	at Ole Miss	*c	4	1	1	0	1	0	0	0	0	0	0	0	0	0	0	1	4	0	.349	
Mar 09	at Ole Miss	*of	3	3	1	0	0	0	0	2	0	0	0	0	0	0	0	2	1	0	.348	
Mar 15	OKLAHOMA-1	*of	3	0	1	0	0	0	0	0	0	0	0	0	0	0	0	0	0	0	.348	
Mar 15	OKLAHOMA-2	*of	4	1	1	0	1	0	0	0	0	0	0	0	0	0	0	2	0	0	.342	
Mar 16	OKLAHOMA	*of	3	3	2	0	1	0	0	1	0	0	0	0	0	0	0	0	0	0	.355	
Mar 18	UCA	*of	4	3	2	1	0	0	1	0	0	0	0	0	0	0	0	0	0	1	.363	
Mar 22	at Tennessee	*of	5	0	1	1	0	0	0	0	0	0	0	0	0	0	0	3	1	0	.353	
Mar 23	at Tennessee	*of/dh	5	0	1	3	1	0	0	0	0	0	0	0	0	0	0	1	1	0	.344	
Mar 24	at Tennessee	*of	3	1	1	0	0	0	0	0	0	0	0	0	0	0	0	1	1	0	.344	
Mar 28	KENTUCKY	*of	3	1	2	2	1	0	0	0	0	0	0	0	0	0	0	0	1	0	.354	
Mar 29	KENTUCKY	*of	3	1	1	1	0	0	0	0	0	0	0	0	0	0	0	1	0	0	.354	
Mar 30	KENTUCKY	*of/c	3	0	0	0	0	0	0	0	0	0	0	0	0	0	0	1	1	0	.343	
Apr 04	at Florida	*of	3	0	1	1	0	0	0	1	0	0	0	0	0	0	0	0	2	0	.343	
Apr 05	at Florida	*of/dh	5	0	0	0	0	0	0	1	0	0	0	0	0	0	0	0	0	0	.327	
Apr 06	at Florida	*c	2	1	1	3	1	0	0	1	0	0	0	0	1	0	0	0	4	1	.330	
Apr 07	at North Florida	*of/dh	3	1	1	1	0	0	0	0	0	0	0	0	1	0	0	0	0	0	.330	
Apr 11	SOUTH CAROLINA	*of	3	0	1	1	1	0	0	1	0	0	0	0	0	0	0	1	0	0	.331	
Apr 12	SOUTH CAROLINA	*of	4	0	1	1	1	0	0	0	0	0	0	0	0	0	0	1	1	0	.328	
Apr 13	SOUTH CAROLINA	*of	3	0	0	0	0	0	0	0	0	0	0	0	0	0	0	1	0	0	.320	
Apr 15	at UCA	*of/dh	4	1	3	1	0	0	0	0	0	0	0	0	0	0	0	0	0	0	.333	
Apr 18	COLORADO STATE-1	*of	2	0	1	1	1	0	0	0	0	0	0	0	0	0	0	0	1	0	.336	
Apr 18	COLORADO STATE-2	*of/lb	2	2	2	2	0	0	0	1	0	0	0	0	0	0	0	0	1	0	.346	
Apr 25	at Texas A&M	*of/dh	4	0	0	0	0	0	0	0	0	0	0	0	0	0	0	0	0	0	.336	
Apr 26	at Texas A&M	*of	4	0	2	2	0	0	0	0	0	0	0	0	0	0	0	0	0	0	.340	
Apr 27	at Texas A&M	*of	2	0	0	0	0	0	0	0	0	0	1	0	0	0	0	0	0	0	.336	
May 01	LSU	*of/dh	3	2	1	2	0	0	1	1	0	0	0	0	0	0	0	1	2	0	.336	
May 02	LSU	*of	3	0	2	0	0	0	0	1	0	0	0	0	0	0	0	0	0	1	.342	
May 03	LSU	*of/dh	3	0	1	1	0	0	0	1	0	0	0	0	0	0	0	0	2	0	.342	
May 07	at Georgia	*of/dh	3	0	0	0	0	0	0	0	0	0	0	0	0	0	0	1	1	0	.335	
May 08	vs Tennessee	*of	4	0	0	0	0	0	0	0	0	0	0	0	0	0	0	3	3	0	.327	
May 09	vs Oklahoma	*of	4	1	3	3	0	0	1	0	0	0	0	0	0	0	0	0	0	0	.337	
May 16	SAINT LOUIS	*of	3	2	3	5	1	0	0	0	1	0	0	0	0	0	0	0	1	0	.349	
May 17	OKLAHOMA STATE	*of	4	0	1	1	0	0	0	0	0	0	0	0	0	0	0	1	3	0	.347	
May 18	OKLAHOMA STATE	*of	4	1	0	0	0	0	0	0	0	0	0	0	0	0	0	0	1	0	.339	
May 23	OLE MISS	*of/dh	4	1	1	3	0	0	1	1	0	0	0	0	0	0	0	1	2	0	.337	
May 24	OLE MISS	*of	4	0	0	1	0	0	0	0	0	0	0	0	0	0	0	1	0	0	.330	
May 25	OLE MISS	*of/c	4	0	1	1	0	0	0	0	0	0	0	0	0	0	0	3	1	0	.328	
Totals			58gs	186	48	61	55	15	0	7	24	2	0	4	0	5	0	32	98	7	2	.328



LEXI KING

RHP • R/R • 5-8 • Sophomore
Windermere, Fla. • Windermere HS

99

CAREER STATS

Year	ERA	W-L	APP	GS	CG	SHO	SV	IP	H	R	ER	BB	SO	2B	3B	HR	BF	B.AVG	WP	HBP	BK	SF	SH
2025	2.69	3-1	10	0	0	0/5	0	13.0	15	5	5	2	3	3	0	1	56	.283	0	1	0	0	0
TOTAL	2.69	3-1	10	0	0	0/5	0	13.0	15	5	5	2	3	3	0	1	56	.283	0	1	0	0	0

SEASON HIGHS

Category	No.	Opponent (Last)	Date
Innings	2.1	Southern Miss	2/15/25
Longest Start	0.0	-	-
Shortest Start	0.0	-	-
Longest Relief	2.1	Southern Miss	2/15/25
Hits	4	Missouri State	3/2/25
Runs	1	2x (Ole Miss)	3/7/25
Earned Runs	1	2x (Ole Miss)	3/7/25
Walks	0	7x (Ole Miss)	3/7/25
Strikeouts	1	2x (Missouri State)	3/2/25
Pitches	40	Southern Miss	2/15/25

CAREER HIGHS

Category	No.	Opponent (Last)	Date
Innings	2.1	Southern Miss	2/15/25
Longest Start	0.0	-	-
Shortest Start	0.0	-	-
Longest Relief	2.1	Southern Miss	2/15/25
Hits	4	Missouri State	3/2/25
Runs	1	2x (Ole Miss)	3/7/25
Earned Runs	1	2x (Ole Miss)	3/7/25
Walks	0	7x (Ole Miss)	3/7/25
Strikeouts	1	2x (Missouri State)	3/2/25
Pitches	40	Southern Miss	2/15/25

PLAYER PROFILE

- » Made 11 appearances in the circle as a freshman in 2025 ... Posted a 3-1 record with a 2.63 ERA in 13.1 innings pitched while allowing 18 hits, five earned runs and two walks with three strikeouts ... Threw a scoreless inning while allowing a hit in her collegiate debut during a 23-0 win over Lipscomb (Feb. 7) ... Pitched two scoreless innings of relief while allowing two hits to earn her first college victory against Bradley (Feb. 8) ... Improved to 2-0 after throwing 2.1 scoreless innings of relief during a 12-4 win over Southern Miss (Feb. 15) ... Threw a shut-out inning of relief while allowing just one hit in an 8-0 win over Baylor (Feb. 22) ... Fanned one during a scoreless inning of relief against Iowa (March 1) ... Earned her third win of the season after allowing one run on four hits while striking out one in two innings of work against Missouri State (March 2) ... Threw two shutout innings of one-hit relief while picking up a strikeout in a win at North Florida (April 7).
- » Played varsity as a sixth grader at Windermere High School in Windermere, Fla. Played travel ball with Tennessee Mojo Fisher.
- » Cousin is former Oklahoma catcher and three-time All-American Jessica Shults. Is a fan of the Atlanta Braves and enjoys wakesurfing in her free time.
- » Was a National Honor Society member in high school.

CAREER HONORS

- » First-Year SEC Academic Honor Roll (2025)
- » Easton/NFCA Scholar-Athlete (2025)
- » No. 23 Overall Player Extra Inning Softball (2024)
- » Orlando Sentinel Player of the Year (2024)


GAME-BY-GAME (2025)

Date	Opponent	GS	IP	H	R	ER	BB	SO	2B	3B	HR	WP	BK	HBP	IBB	Score	W-L	Sv	ERA	NP
Feb 07	vs Lipscomb	1.0	1	0	0	0	0	0	0	0	0	0	0	0	0	23-0	0-0	0	0.00	13
Feb 08	vs Bradley	2.0	2	0	0	0	0	0	0	0	0	0	0	0	0	9-1	1-0	0	0.00	19
Feb 15	vs Southern Miss	2.1	1	0	0	0	0	1	0	0	0	0	0	1	0	12-4	2-0	0	0.00	40
Feb 22	vs Baylor	1.0	1	0	0	0	0	0	0	0	0	0	0	0	0	8-0	2-0	0	0.00	20
Mar 01	IOWA	1.0	0	0	0	0	1	0	0	0	0	0	0	0	0	12-0	2-0	0	0.00	9
Mar 02	MISSOURI STATE	2.0	4	1	1	0	1	0	0	0	0	0	0	0	0	13-2	3-0	0	0.75	38
Mar 07	at Ole Miss	0.1	2	1	1	0	0	1	0	0	0	0	0	0	0	1-9	3-0	0	1.45	6
Mar 16	OKLAHOMA	0.1	2	3	3	1	0	1	0	1	0	0	0	0	0	7-10	3-1	0	3.50	19
Apr 07	at North Florida	2.0	1	0	0	0	1	0	0	0	0	0	0	0	0	14-0	3-1	0	2.92	34
Apr 15	at UCA	1.0	1	0	0	1	0	0	0	0	0	0	0	0	0	7-0	3-1	0	2.69	20
May 23	OLE MISS	0.1	3	2	0	0	0	1	0	0	0	0	0	0	0	7-9	3-1	0	2.62	14
Totals		0	13.1	18	7	5	2	3	4	0	1	0	0	1	0	113-35	3-1	0	2.62	-

2026 ARKANSAS RAZORBACKS




BRINLI BAIN
Fr. • 5-5 • L/R
C/INF • Eagleville, Tenn.
Brynn-Lee




REIS BEUERLEIN
Sr. • 5-9 • R/R
RHP • Cave Creek, Ariz.
BUR-line



ASHTYN REICHARDT
R-Fr. • 5-7 • L/L
OF • Katy, Texas




ELLA MCDOWELL
So. • 5-6 • R/R
INF • Richmond, Texas




KYLER DEL DUCA
Fr. • 5-4 • R/R
UTL • Chino, Calif.




ROBYN HERRON
Sr. • 5-10 • R/L
LHP • Tampa, Fla.
Heron



PAYTON BURNHAM
So. • 5-8 • R/R
RHP/UTL • Eugene, Ore.




KASEY WOOD
Jr. • 5-8 • R/R
UTL • Bentonville, Ark.




KARLIE DAVISON
Sr. • 5-8 • R/R
INF • Torrance, Calif.



LILLIE-FAYE MCWHORTER
Fr. • 5-9 • R/R
RHP • Warren, Ark.




RAMSEY WALKER
So. • 5-7 • R/R
OF • Shreveport, La.




KENNEDY MILLER
Jr. • 5-8 • R/R
C • Georgetown, Texas



TIANNA BELL
Sr. • 5-5 • R/R
INF • Antioch, Calif.
Tee-on-uh



AVA CARTER
So. • 5-6 • L/R
OF • Paragould, Ark.



DAKOTA KENNEDY
SR. • 5-7 • L/R
OF • Sacramento, Calif.



REAGAN JOHNSON
Sr. • 5-4 • L/R
OF • Karnes City, Texas




CAM HARRISON
So. • 5-10 • R/R
RHP/UTL • Brookshire, Texas




ATALYIA RIJO
Sr. • 5-7 • L/R
INF • Horseheads, N.Y.
Uh-TAL-ia RE-ho



KHAMARI HALL
Fr. • 5-3 • L/L
OF • League City, Texas



SAYLOR TIMMERMAN
Fr. • 6-1 • R/R
RHP • Minocqua, Wis.



JAYDEN RAMOS
So. • 5-10 • R/R
INF • Fresno, Calif.



JAYDEN WELLS
Jr. • 5-6 • R/R
UTL • Paris, Ark.



KAILEY WYCKOFF
Sr. • 5-7 • L/L
UTL • Katy, Texas
Why-KOFF



LEXI KING
So. • 5-8 • R/R
RHP • Windermere, Fla.



COURTNEY DEIFEL
Head Coach
11th Season



MATT MEUCHEL
Asst. Coach • 3rd Base Coach
10th Season



DJ GASSO
Asst. Coach • (Hitting)
Third Season



PARKER STAGGS
Asst. Coach • (Pitching)
First Season