

ARKANSAS

WOMEN'S BASKETBALL

Sunday, February 1, 2026 • 1:00 p.m. CT • SECN • Bud Walton Arena (19,200) • Fayetteville, Ark.

Info



SECN

Chuckie Kempf, Play-by-Play
Charli Turner Thorne, Analyst



Live Stats

arkansas.statbroadcast.com

2025-26 Schedule

(11-11, 0-7 SEC)

NOVEMBER

10/30	UAFS (Exh.)	W, 100-42
4	Louisiana Tech	W, 93-81
7	Arkansas-Pine Bluff	101-49
10	Central Arkansas	W, 89-77 OT
13	Southeastern Louisiana	W, 68-60
16	at Texas Tech	L, 80-68
20	Little Rock	W, 96-57
25	vs. Drake^	W, 79-72
26	vs. Southern Illinois^	W, 73-63
30	Harvard	L, 69-51

DECEMBER

4	SMU	L, 78-63
7	Jackson State	W, 77-46
13	at Missouri State	W, 73-58
17	Kansas City	W, 92-77
20	Stephen F. Austin	W, 82-73
28	Arkansas State	L, 81-72

JANUARY

1	#12 Vanderbilt*	L, 88-71
4	at #24 Alabama*	L, 77-48
8	#3 South Carolina	L, 93-58
11	at #20 Tennessee*	L, 85-50
15	at Missouri*	L, 94-69
22	Georgia*	L, 76-66
29	at #6 LSU*	L, 90-72

FEBRUARY

1	#18 Kentucky*	1:00 p.m.
5	Missouri*	6:30 p.m.
9	at Florida*	12:00 p.m.
12	at Ole Miss*	8:00 p.m.
16	Mississippi State*	6:30 p.m.
19	Texas**	6:30 p.m.
22	at Texas A&M*	2:00 p.m.
26	at Oklahoma*	6:00 p.m.

MARCH

1	Auburn*	1:00 p.m.
4-9	SEC Tournament	Greenville, S.C.

All times Central; Home games in **BOLD**

^ - Music City Classic (Nashville, Tenn.)

\$ - ACC/SEC Challenge (Dallas, Texas)

* - SEC Game

+ - Game was originally scheduled for Jan. 25 but postponed due to winter weather



#18 Kentucky

VS



Arkansas

Record: 17-5 (4-4 SEC)

Head Coach: Kenny Brooks

Overall Record: 557-217 (24th)

Record at Kentucky: 40-13 (2nd)

Rankings: AP: 18 Coaches: 18 NET: 15

Record: 11-11 (0-7 SEC)

Head Coach: Kelsi Musick

Overall Record: 327-175 (17th)

Record at Arkansas: 11-11 (1st)

Rankings: AP: NR Coaches: NR NET: 103

Team Comparison

	ARK	73.1	39.4	33.7	7.7	73.9	14.0	43.5	12.7	17.3	7.9	3.9
	OPP	73.9	40.4	32.7	8.3	65.9	10.3	40.0	15.0	15.0	7.9	3.5
	UK	76.6	44.2	31.6	8.9	70.3	11.5	41.3	17.5	11.4	6.0	7.3
	OPP	56.6	35.3	28.2	5.2	73.4	10.8	33.9	10.0	14.4	5.2	2.4

Starting Five (last game, season stats)

STARTERS

#	NAME	POS	HT	YR	PPG	RPG	APG	FG%	3FG%	FT%
10	Taleyah Jones	G	5-10	Sr.	16.8	4.5	2.4	44.8	38.8	83.5
11	Wyvette Mayberry	G	5-7	Sr.	6.4	2.0	1.8	30.8	30.3	84.6
21	Ashlynn Charlson	C	6-3	Jr.	5.5	5.4	0.2	43.0	36.4	59.4
22	Bonnie Deas	G	5-9	Fr.	10.4	9.0	2.4	31.7	27.3	71.1
23	Emily Robinson	G	5-10	Jr.	7.3	3.5	2.6	43.1	38.8	63.9

OFF THE BENCH

#	NAME	POS	HT	YR	PPG	RPG	APG	FG%	3FG%	FT%
1	Maria Anais Rodriguez	F	6-1	So.	5.5	3.3	0.8	42.2	23.5	71.4
3	Harmonie Ware	G	5-10	Fr.	8.4	2.5	1.3	39.2	29.1	78.6
7	Cristina Sanchez Cerqueira	F	6-1	Jr.	1.8	1.3	0.3	45.5	100	41.7
15	Jada Bates	G	6-3	So.	3.4	1.9	0.5	33.8	21.4	52.2
24	Aisha Hassan	G	5-7	Fr.	0.0	0.0	0.0	0.0	0.0	0.0
25	Danika Galea	C	6-3	So.	2.2	2.7	0.1	42.3	0.0	28.6
34	Jenna Lawrence	F	6-3	Jr.	9.7	4.9	0.7	43.2	39.5	89.1
44	Maryn Archer	G	5-9	R-Jr.	1.8	0.7	0.7	36.4	30.8	91.7

INSIDE THE SERIES

- Arkansas and Kentucky will meet for the 44th time since the Hogs joined the SEC for the 1991-92 season and the 45th time overall.
- Kentucky leads the series 7-3 in the last 10 meetings.
- The Razorbacks have only beaten the Wildcats twice in Fayetteville since 2013.
- Kentucky won the last meeting, in Lexington in 2025, 89-69.

Record against: 16-28
In Fayetteville: 11-8
In Lexington: 4-18
Neutral: 1-2

LAST TIME OUT

- Arkansas had one of its better SEC performances this season despite losing 92-70 at #6 LSU on Thursday night.
- The Razorbacks started hot with four threes and a seven-point lead in the first quarter.
- The Hogs trailed 33-36 at halftime, the most points in a half against an SEC team this season and the smallest halftime deficit this season.
- Arkansas had an SEC-play high 13 threes (also tied for the most by any team in an SEC game this season) on 31 attempts.
- The Razorbacks also had SEC-play highs in FGM (26) and assists (16).
- Taleyah Jones led all scorers with 23 points, her eighth 20+ point game this season.

QUICK HITS

- Arkansas enters its 23rd game overall and its eighth SEC game of the Kelsi Musick era.
- Musick has never faced Kentucky.
- The Razorbacks started SEC play with four straight ranked matchups: #12 Vanderbilt, at #24 Alabama, #3 South Carolina and at #20 Tennessee. Seven of Arkansas' first 10 SEC opponents are ranked in this week's AP top 25.
- Bonnie Deas' 199 rebounds rank fifth in the SEC and 30th nationally.
- As a team, Arkansas ranks fifth in the SEC and 13th nationally with 43.55 rebounds per game.
- Taleyah Jones ranks ninth in the SEC and 79th nationally with 16.8 points per game.
- Next up: The Razorbacks will host Missouri, the only team Arkansas will face twice, on Thursday, Feb. 5.

2x SWC CHAMPS (1990, 1991) • 13 NCAA TOURNAMENT APPEARANCES • 3 SWEET SIXTEENS • 2 ELITE EIGHTS • 1998 FINAL FOUR

Quick Facts

GENERAL INFORMATION

Location.....	Fayetteville, Arkansas
Founded.....	1871
Enrollment.....	33,610
Nickname.....	Razorbacks
School Colors.....	Cardinal (PMS 202) and White
Conference.....	Southeastern
Arena (Capacity).....	Bud Walton Arena (19,200)
System President.....	Lt. Gen. (ret) Jay Silveria (Air Force '86)
Chancellor.....	Dr. Charles Robinson (Houston)
Athletic Director.....	Hunter Yurachek (Guilford College '90)
SWA.....	Kat Devenport (Arkansas '10)
Faculty Athletic Rep.....	Dr. Paul Adams (LSU)
Sport Administrator.....	Derita Dawkins (James Madison)
Athletics Website.....	ArkansasRazorbacks.com
Ticket Office Phone.....	1-800-982-HOGS
Athletic Department Phone.....	(479) 575-6533

TEAM INFORMATION

Starters Returning/Lost.....	1/4
2024-25 Overall Record.....	10-22
2024-25 Conference Record/Finish.....	3-13/T13

PROGRAM HISTORY

Seasons.....	50
All-Time Record.....	894-608
SEC Record.....	183-314
Conference Championships.....	2 (SWC)
NCAA Tournament Appearances.....	13 (Last: 2022)
NCAA Tournament Record.....	14-13
SEC Tournament Appearances.....	34
SEC Tournament Record.....	19-34

COACHING/SUPPORT STAFF

Head Coach.....	Kelsi Musick (Cameron '02)
Career Record.....	327-175 (17 seasons)
Record at Arkansas.....	11-11 (1 season)
Assistant Coach.....	Lacey Goldwire (Oklahoma State '10)
Assistant Coach.....	Nick Bradford (Kansas '01)
Assistant Coach.....	Brad Johnson (Arkansas Tech)
Assistant Coach.....	Alex Furr (Fresno State '14)
Director of Operations.....	Amber Shirey (Arkansas '92)
On-Court Development.....	Greg Gilman (Arizona State '21)
Athletic Trainer.....	Simone Rush (Alabama '15)
Strength & Conditioning.....	Tyler Beckman (North Dakota '13)
Video Coordinator.....	Carter Mumm (Iowa State '21)
Graduate Assistant.....	Sasha Goforth

COMMUNICATIONS

Asst. Dir. of Communications.....	Fuller Birch
Cell Phone:.....	(479) 790-9426
Office Phone:.....	(479) 575-3401
Office Fax:.....	(479) 575-7481
Office E-mail:.....	fdbirch@uark.edu
Athletics Website:.....	ArkansasRazorbacks.com
Mailing Address:.....	P.O. Box 7777, Fayetteville, AR 72702
Shipping Address:.....	350 N. Razorback Rd., Fayetteville, AR, 72701



Game Notes

CUE THE MUSICK

→ Arkansas enters its first season under Kelsi Musick, the 10th head coach in program history. Musick was hired on March 21, 2025 after she spent three seasons as the head coach at Oral Roberts.

50 SEASONS

→ Arkansas women's basketball will celebrate its 50th season in 2026. The program was founded in 1976 and has accumulated 894 wins since its first game against North Arkansas CC on Nov. 19, 1976. The Razorbacks' first win came on Dec. 1, 1976 against John Brown, 92-87.

ON THE WILDCATS

→ The Wildcats enter their second season under Kenny Brooks, who was hired from James Madison in 2024. Kentucky is led by junior center Clara Strack with 15.5 ppg, 10.2 rpg, 1.86 apg, 2.86 bpg (fifth in the nation), 1.36 spg and has made 15 3s this season. The Wildcats have another offensive weapon in guard Tonie Morgan, the only player in the country to average at least 14.0 ppg and 8.0 apg.

→ Kentucky is 6-3 in true road games this season. In non-conference play, the Wildcats finished 5-0 away from Lexington.

WITH A WIN

→ Musick and the Hogs would improve to 12-11 this season and she would pick up her first win of SEC play. It would be Arkansas' first SEC win since March 2, 2025 and first ranked win since 2023.

→ She had two wins against SEC teams last season at ORU: Arkansas and Missouri.

MUSIC CITY CLASSIC

→ The Hogs picked up a pair of wins at the Music City Classic in Nashville, Tennessee.

→ Arkansas led wire-to-wire against Drake for a 79-71 win, and came back from down 12 points to defeat Southern Illinois, 73-63.

→ Arkansas guard Taleyah Jones was named the event's MVP after scoring 38 points over the two games (15 & 23).

BE-WARE

→ Harmonie Ware started her collegiate career hot and averaged 13.7 points off the bench in week one, the second most on the team behind Deas.

→ Ware is one of Musick's go-tos off the bench and shoots just under 40% from the field in her rookie season. Ware also gets to the free throw line often, with the third most attempts on the team.

→ Ware picked up her first start on Dec. 7 (due to Taleyah Jones' concussion) and went 9-9 from the field and scored a career high 24 points. It's the most points without a miss in program history and she was the first Razorback since 2007 to shoot 100% with at least nine attempts.

→ She was a two-time Tennessee state champion for Bradley Central HS and was named the Class 4A State Tournament MVP after she scored a career-high 29 points and had 9 rebounds during a 58-43 victory over Bartlett in the title game.

MVP

→ Taleyah Jones is Arkansas' leading scorer through 22 games with 16.8 points per game, good enough for top 10 in the SEC and No. 79 nationally.

→ Jones has collected 16 10-plus point games and eight 20-plus point games this season. She's led Arkansas in scoring 12 times this season.

→ She led the Hogs in scoring in six straight games and was named MVP in November's Music City Classic. Jones missed Arkansas' games against Jackson State and Missouri State due to a concussion. Jones scored 24 points in her return against Kansas City on Dec. 17.

→ Jones transferred to Arkansas after playing two seasons at Oral Roberts under Musick, where she received First and Second Team All-Summit League honors and was named the league's new-comer of the year in 2024.

AUSSIE AUSSIE AUSSIE

→ Freshman guard Bonnie Deas made quite the impression following the first week of the college basketball season. Deas averaged 18.3 points and 9.3 rebounds per game, the most by a freshman in the country through the first three games.



→ Deas picked up recognition from the SEC, earning freshman of the week honors. Though her numbers have changed through 22 games, she is one of five freshmen and one of three guards (all classes) in the country to average at least 10 points and 9 rebounds. Prior to Arkansas' game against South Carolina, she, at 5-9, was the shortest player in the country to average a double-double.

→ Deas' 9.0 rebounds per game ranks sixth in the SEC and 44th nationally. Among freshmen, she ranks seventh in rebounds per game. Her 199 total rebounds rank fifth in the SEC and 30th nationally and fourth among freshmen.

→ This summer, she led her country to a silver medal in the FIBA U-19 Women's World Cup. Deas averaged 12.3 points, 7.7 rebounds and 3 assists in 6 games at the World Cup and earned All-Star Five team honors alongside USA's Saniyah Hall, the No. 1 prospect in the 2026 class, and UCLA's Sienna Betts. Deas was Australia's leading scorer in the championship game with 13 points in an 88-76 loss to the United States.

MUSICK LESSON

→ If you hear Kelsi Musick talk, chances are she'll bring up her high-octane offense, and for good reason. Musick runs the dribble-drive offense with her own twists and learned it while she was an assistant at Fresno State in the early 2000s.

→ Her offense transformed Southwestern Oklahoma State into a national powerhouse on the DII level, with 10 conference championships, multiple NCAA Tournament runs and a trip to the DII National Championship game in 2019.

→ At ORU, Musick led the Golden Eagles to back-to-back 20-win seasons for the first time since the 2010-11 and 2011-12 seasons. Her offenses ranked in the top 16 in scoring average nationally in each of her three years in Tulsa. Each of her last two offenses at ORU ranked eighth nationally with 80+ points per game.

→ Musick's Arkansas offense scored 93 points in its first game against a solid Louisiana Tech squad.

A LOOK AT THE BEST STARTS

→ The best start under a first year head coach at Arkansas was in 2008, when Tom Collen's first team started the season 15-0. The second best start occurred in 2014 with Jimmy Dykes' first squad won 6 straight games.

→ Kelsi Musick owns the third best start under a first-year head coach at Arkansas at 4-0.

THE NEWCOMERS

→ The Razorbacks added eight newcomers to the 2025-26 roster: 5 transfers and 3 freshmen

→ **Maria Anais Rodriguez** joined Arkansas from Oklahoma State, where she saw action in 10 games during her first season, including three Big 12 games against Colorado, UCF and Arizona. On the FIBA side, she helped Spain to a 6-1 mark and the Silver Medal at the FIBA U18 Women's Eurobasket competition in 2024 and averaged 8.3 points, 4.1 rebounds and 1.9 assists during the event.

→ **Taleyah Jones** followed Coach Musick to Arkansas after playing for her during her sophomore and junior seasons. Jones was the Summit League Newcomer of the Year in 2024 and a First Team All-Summit League selection in 2025. Last season, she led ORU's offense that ranked in the top 10 nationally in scoring average (83.2) with 18.1 points per game.

→ **Wyvette Mayberry** signed with Arkansas on April 3, 2025, the first signee of the Musick era. Mayberry started her career at Tulsa before transferring to Kansas after two seasons. At Tulsa, she was named to the AAC All-Freshman team and led the Golden Hurricane in scoring her sophomore season with 14.1 points per game. At Kansas, she started in 31 games her junior season and recorded four 20+ point games. She started in all 32 games during her senior year and averaged 9.7 points and 2.4 rebounds per game. She injured her knee during her fifth year and came to Arkansas to finish her career.

→ **Ashlynn Chlarson** is the only JUCO product on this year's team and joined Arkansas from Eastern Arizona CC in Thatcher, Arizona. In her two seasons with the Monsters, she averaged 8.4 points per game and 7.1 rebounds per game. Last season, she nearly averaged a double-double, with 10.9 points/game and 9.2 rebounds/game. She earned first team all-conference, second team all-region and NJCAA All-Tournament Team honors in 2025.

→ **Emily Robinson** also made the move from Oral Roberts after a successful start to her career. She was named the 2024 Summit League Freshman of the Year after averaging 10.3 points/game, 3.7 rebounds/game and 2.5 assists/game. She was the only freshman in the league to average double figures. She started in all 33 games her sophomore season and averaged 10.0 points/game and led

OUR RECORD WHEN...

Overall	11-11
Home / Away / Neutral	8-5/1-6/2-0
SEC	0-7
Home / Away	0-3/0-4
White Uniforms	9-5
White w/ Pink Uniforms	0-0
Cardinal Uniforms	2-5
Anthracite Uniforms	0-0
Turquoise Uniforms	0-0
Pink Uniforms	0-1

LEADS/QUARTERS/HALFTIME/OT

Leading after the 1st quarter	9-1
Leading after the 2nd quarter/Half	10-0
Leading after the 3rd quarter	10-0
Leading at the half, home	7-0
Leading at the half, road/neutral	2-0
Tied at the half, home	0-0
Tied at the half, road/neutral	1-0
Games decided by 5 points or fewer	0-0
Games decided by 10 points or fewer	4-2
Leading with 5:00 left	10-0
Trailing with 5:00 left	1-10
Leading with 2:00 left	10-0
Trailing with 2:00 left	1-10
Overtime games	1-0

OFFENSE

Scoring less than 70 points	1-7
Scoring 70-79 points	5-3
Scoring 80-89 points	1-0
Scoring 90-99 points	3-0
Scoring 100+ points	1-0
2 Players Or Less in Double Figures	1-6
3 Players in Double Figures	2-1
4 Players in Double Figures	4-1
5 Players in Double Figures	3-2
6+ Players in Double Figures	1-0
When shooting 50 percent or higher	1-0
When shooting less than 50 percent	10-11

REBOUNDING/TURNOVERS

When outrebounding opponent	11-3
When outrebounded	0-8
When rebounds are even	0-0
When grabbing 10+ offensive reb	9-7
When forcing 15+ turnovers	6-4
When committing less than 15 turnovers	7-2
When committing 15+ turnovers	4-9

Months

November	7-2
December	4-2
January	0-7
February	0-0
March	0-0



**Click [HERE](#)
for SEC
play stats!**



**Click [HERE](#)
for box
scores!**



Musick at Arkansas Stats

Record in all games.....	11-11
Record in home games.....	8-5
Record in true road games.....	1-6
Record in neutral site games.....	2-0
Record in overtime games.....	1-0
Record in non-conference games.....	11-4
Record in SEC games.....	0-7
Record in SEC home games.....	0-3
Record in SEC away games.....	0-4
Record in SEC Tournament games.....	0-0
Record in NCAA Tournament games.....	0-0
Record vs. ranked opponents.....	0-5
Record vs. unranked opponents.....	11-6
Highest ranked win.....	
Record in games decided by 5 or less points.....	0-0
Longest win streak.....	4 games (2 times)
Longest home win streak.....	5 games (Nov. 2025)
Longest true road win streak.....	1 game (Dec. 2025)
Longest SEC win streak.....	
Longest losing streak.....	8 games (active)
Longest home losing streak.....	4 games (active)
Longest true road losing streak.....	4 games (active)
Longest SEC losing streak.....	7 games (active)
Most points in a game.....	101 vs. UAPB (11/7/25)
Most points in an SEC game.....	71 vs. #12 Vanderbilt (1/1/26)
Most points in an SECT game.....	
Most points in an NCAAAT game.....	
Fewest points in a game.....	48 at #24 Alabama (1/4/26)
Fewest points in an SEC game.....	48 at #24 Alabama (1/4/26)
Fewest points in an SECT game.....	
Fewest points in an NCAAAT game.....	
Most points allowed in a game.....	94 at Missouri (1/15/26)
Most points allowed in an SEC game.....	94 at Missouri (1/15/26)
Most points allowed in an SECT game.....	
Most points allowed in an NCAAAT game.....	
Fewest points allowed in a game.....	46 vs. Jackson State (12/7/25)
Fewest points allowed in an SEC game.....	76 vs. Georgia (1/22/26)
Fewest points allowed in an SECT game.....	
Fewest points allowed in an NCAAAT game.....	
Largest margin of victory.....	51 points vs. UAPB (11/7/25)
Smallest margin of victory.....	7 points vs. Drake (11/25/25)
Largest MoV vs. SEC.....	
Largest MoV in an SECT game.....	
Largest MoV in an NCAAAT game.....	
Largest margin of defeat.....	35 points, 2 times
Largest MoD vs. SEC.....	35 points, 2 times
Largest MoD in an SECT game.....	
Largest MoD in an NCAAAT game.....	
Most points allowed in a win.....	81 vs. Louisiana Tech (11/4/25)
Most points scored in a loss.....	72 vs. Arkansas State (12/29/25)
Fewest points scored in a win.....	68 vs. Southeastern Louisiana (11/13/25)
Fewest points allowed in a loss.....	69 vs. Harvard (11/30/25)
Largest halftime lead.....	21 points vs. UAPB (11/7/25)
Largest halftime deficit.....	22 points at Missouri (1/15/26)
Largest halftime lead vs. SEC.....	
Largest halftime deficit vs. SEC.....	22 points at Missouri (1/15/26)
Largest comeback.....	15 points vs. Louisiana Tech (11/4/25)
Largest SEC comeback.....	
Largest lead surrendered.....	11 points vs. vs. Georgia (1/22/26)
Largest lead surrendered vs. SEC.....	11 points vs. Georgia (1/22/26)
Largest deficit faced.....	37 points, 2 times
Record when down 10+ points.....	3-11
Highest FG%.....	54.4% (37-68) vs. Little Rock (11/20/25)
Lowest FG%.....	27.3% (18-66) at #20 Tennessee (1/1/26)
Most rebounds.....	63 vs. SFA (12/20/25)
Most rebounds in an SEC game.....	54 at #20 Tennessee (1/1/26)
Fewest rebounds.....	27 vs. Harvard (11/30/25)
Most rebounds allowed.....	56 at #6 LSU (1/29/26)
Fewest rebounds allowed.....	27 vs. Little Rock (11/20/25)
Most offensive rebounds.....	25 at SMU (12/4/25)
Fewest offensive rebounds.....	7 vs. Harvard (11/30/25)
Most defensive rebounds.....	41 vs. SFA (12/20/25)
Fewest defensive rebounds.....	20 vs. Jackson State (12/7/25)
Most offensive rebounds allowed.....	23 at #6 LSU (1/29/26)
Fewest offensive rebounds allowed.....	5 vs. Southern Illinois (11/26/25)
Most defensive rebounds allowed.....	33 2 times
Fewest defensive rebounds allowed.....	15 vs. Little Rock (11/20/25)
Most assists.....	21 3 times
Most assists in an SEC game.....	16 at #6 LSU (1/29/26)
Fewest assists.....	5 vs. #12 Vanderbilt (1/1/26)
Most turnovers.....	29 vs. Arkansas State (12/29/25)
Most turnovers in an SEC game.....	26 at #20 Tennessee (11/1/26)
Fewest turnovers.....	9 vs. Jackson State (12/7/25)
Most turnovers by an opponent.....	26 vs. Kansas City (12/17/25)
Most steals.....	17 vs. Kansas City (12/17/25)
Most steals in an SEC game.....	11 vs. Georgia (1/22/26)
Fewest steals.....	3 at SMU (12/4/25)
Most blocks.....	8, 2 times
Most blocks in an SEC game.....	5 at #24 Alabama (1/4/26)
Fewest blocks.....	12 times
Record when scoring 50-59 points.....	0-3
Record when scoring 60-69 points.....	1-4
Record when scoring 70-79 points.....	5-3
Record when scoring 80-89 points.....	1-0
Record when scoring 90-99 points.....	3-0
Record when scoring 100+ points.....	1-0
Highest AP/Coaches Ranking.....	n/a
Highest NET Ranking.....	.83 (Dec. 2, 2025)

ORU with 3.4 assists/game. She scored 17 points in the Summit League Tournament championship game against No. 24 South Dakota State.

➔ Harmonie Ware, Aisha Hassan and Bonnie Deas were part of the 2025 signing class that Coach Musick managed to keep following her hiring in March.

THE RETURNERS

➔ Five Razorbacks returned for Musick's first season: Maryn Archer, Jada Bates, Danika Galea, Jenna Lawrence, and Cristina Sanchez.

A FEW FIRSTS

➔ Kelsi Musick is Arkansas women's basketball's first female head coach since Susie Garnder led the Razorbacks from 2003-2007.

➔ Hometown firsts: Danika Galea is the first Maltin player in Razorback history. Aisha Hassan is the first Egyptian player in Razorback history. Ashlynn Chlarson is the first Arizonan in Razorback history.

A FAMILIAR NAME

➔ A familiar name returned to the University of Arkansas as Razorback women's basketball head coach Kelsi Musick announced her first signee at Arkansas, Wyvette Mayberry, a transfer guard from Kansas.

➔ Mayberry is the daughter of Razorback legend and former NBA player Lee Mayberry and his wife, Marla. Like her father, Wyvette will wear jersey No. 11. She made her Razorback debut on Nov. 16 at Texas Tech and scored four points. Mayberry has started in each of Arkansas' last two games.

➔ In his four years with the Razorbacks, Lee Mayberry helped Arkansas win a conference title every year, including three consecutive Southwest Conference regular season championships and three consecutive SWC Tournament championships from 1989 to 1991. Arkansas moved from the SWC to the Southeastern Conference in 1992, and Mayberry led the Hogs to the SEC Western Division championship and the SEC overall regular season championship in their first year in the SEC. In addition to the 1990 Final Four, Mayberry helped Arkansas to the second round of the NCAA Tournament in 1989 and 1992, plus the Elite Eight in 1991. He is considered one of the greatest point guards to ever play for the Razorbacks.

➔ Mayberry was selected by the Milwaukee Bucks in the first round of the 1992 NBA Draft and played five seasons for the Bucks and two seasons for the Vancouver Grizzlies.

THE FIBA FOUR

➔ Four Razorbacks represent their countries at this summer's FIBA events.

➔ Bonnie Deas (Australia) led her country to a silver medal in the FIBA U-19 Women's World Cup. Deas averaged 12.3 points, 7.7 rebounds and 3 assists in 6 games at the World Cup and earned All-Star Five team honors alongside USA's Saniyah Hall, the No. 1 prospect in the 2026 class, and UCLA's Sienna Betts. Deas was Australia's leading scorer in the championship game with 13 points in an 88-76 loss to the United States.

➔ Cristina Sanchez Cerqueira represented Spain in the U-20 FIBA Women's EuroBasket and won gold. Maria Anais Rodriguez also represented Spain at the U-19 FIBA Women's EuroBasket and earned a bronze medal. Danika Galea played for Malta in the FIBA 3x3 Europe Cup and won a silver medal in the qualifier in Prishtina, Kosovo.

NEW STAFF

➔ Joining Musick for her first season in Fayetteville are new assistant coaches Brad Johnson and Alex Furr. Johnson made the short trip from nearby Farmington, Arkansas, where he was the head coach of the highly-successful Farmington High School girls program, the home of Jenna Lawrence. Overall, Johnson finished his high school coaching career with 419 wins, four state titles, eight conference titles and seven state finals appearances. Furr joins the staff from SMU, where served as an assistant coach and director of player development for two seasons. Furr played at Fresno State from 2010-2014 and ranks in the all-time top 10 in 3-pointers made and career free throw percentage.

➔ Other new staff include Director of On-Court Development Greg Gilman and Video Coordinator Carter Mumm.

➔ Assistants Lacey Goldwire and Nick Bradford and longtime Director of Operations Amber Shirey remain on staff.



In The Standings

	CONFERENCE					OVERALL					Streak	AP	Coaches
	W-L	Pct.	H	A	N	W-L	Pct.	H	A	N			
South Carolina	7-1	.875	4-0	3-1	0-0	21-2	.913	12-0	7-1	2-1	W2	4-2	5-2
Tennessee	6-1	.857	3-1	3-0	0-0	14-4	.778	8-1	6-1	0-2	L1	2-3	2-3
Vanderbilt	6-2	.750	3-0	3-1	0-1	20-2	.909	11-0	5-1	4-1	L2	2-2	2-2
LSU	6-2	.750	3-1	3-1	0-0	20-2	.909	10-1	7-1	3-0	W6	2-2	2-2
Texas	5-2	.714	3-0	2-2	0-0	20-2	.909	13-0	4-2	3-0	W2	6-2	5-2
Ole Miss	5-2	.714	2-0	2-2	1-0	18-4	.818	10-0	4-2	4-2	W2	3-2	3-2
Alabama	5-3	.625	3-1	2-2	0-0	19-3	.864	15-1	2-2	2-0	W2	2-2	2-2
Oklahoma	5-3	.625	3-2	2-1	0-0	17-4	.810	11-2	3-1	3-1	W3	2-4	3-4
Georgia	4-4	.500	2-2	2-2	0-0	18-4	.818	10-2	4-2	4-0	L1	2-4	2-4
Kentucky	4-4	.500	3-1	1-3	0-0	17-5	.773	10-1	6-3	1-1	L3	3-2	3-3
Mississippi State	3-5	.375	2-2	1-3	0-0	16-6	.727	13-2	2-4	2-0	L2	2-5	2-5
Missouri	2-6	.250	2-3	0-3	0-0	14-9	.609	9-5	2-3	3-1	W1	0-5	0-5
Auburn	2-6	.250	2-3	0-3	0-0	13-9	.591	9-4	2-5	2-0	L3	1-5	1-5
Texas A&M	1-7	.125	0-3	1-4	0-0	8-9	.471	4-4	2-4	2-1	L5	0-5	0-5
Florida	1-7	.125	1-3	0-4	0-0	13-10	.565	10-4	1-6	2-0	L2	0-5	0-5
Arkansas	0-7	.000	0-3	0-4	0-0	11-11	.500	8-5	1-6	2-0	L8	0-4	0-5

SEC FINISHES LAST 15 YEARS

2024-25.....	T13
2023-24.....	T9
2022-23.....	8th
2021-22.....	T8
2020-21.....	T5
2019-20.....	T3
2018-19.....	10th
2017-18.....	T12
2016-17.....	14th
2015-16.....	10th
2014-15.....	T9
2013-14.....	8th
2012-13.....	T11
2011-12.....	T8
2010-11.....	T4

Game-by-Game Starters

OPPONENT	1	2	3	4	5
Louisiana Tech	Archer	Jones	Deas	Robinson	Rodriguez
Arkansas-Pine Bluff	Archer	Jones	Deas	Robinson	Rodriguez
Central Arkansas	Archer	Jones	Deas	Robinson	Rodriguez
Southeastern La.	Archer	Jones	Deas	Robinson	Rodriguez
Texas Tech	Jones	Deas	Robinson	Chlarson	Rodriguez
Little Rock	Jones	Deas	Robinson	Chlarson	Rodriguez
Drake	Mayberry	Jones	Deas	Robinson	Chlarson
SIU	Mayberry	Jones	Deas	Robinson	Chlarson
Harvard	Mayberry	Jones	Deas	Robinson	Chlarson
SMU	Mayberry	Jones	Deas	Robinson	Chlarson
Jackson State	Mayberry	Ware	Deas	Robinson	Chlarson
Missouri State	Mayberry	Ware	Deas	Robinson	Chlarson
Kansas City	Mayberry	Ware	Deas	Robinson	Chlarson
SFA	Mayberry	Jones	Deas	Robinson	Chlarson
Arkansas State	Mayberry	Jones	Deas	Robinson	Chlarson
Vanderbilt	Mayberry	Jones	Deas	Robinson	Chlarson
Alabama	Mayberry	Jones	Deas	Robinson	Chlarson
South Carolina	Jones	Deas	Robinson	Lawrence	Chlarson
Tennessee	Mayberry	Jones	Deas	Bates	Chlarson
Missouri	Mayberry	Jones	Deas	Bates	Chlarson
Georgia	Mayberry	Jones	Deas	Robinson	Chlarson
Georgia	Mayberry	Jones	Deas	Robinson	Chlarson

Record with each lineup

Archer, Jones, Deas, Robinson, Rodriguez: 4-0
 Jones, Deas, Robinson, Chlarson, Rodriguez: 1-1
 Mayberry, Jones, Deas, Robinson, Chlarson: 3-7
 Mayberry, Ware, Deas, Robinson, Chlarson: 3-0
 Jones, Deas, Robinson, Lawrence, Chlarson: 0-1
 Mayberry, Jones, Deas, Bates, Chlarson: 0-2



ARKANSAS

WOMEN'S BASKETBALL

<u>No.</u>	<u>Name</u>	<u>Pos.</u>	<u>Class</u>	<u>Ht.</u>	<u>Hometown (Previous School)</u>
1	Maria Anais Rodriguez	F	So.	6-1	Barcelona, Spain (Oklahoma State)
3	Harmonie Ware	G	Fr.	5-10	Cleveland, Tenn. (Bradley Central HS)
7	Cristina Sanchez	F	Jr.	6-1	Granada, Spain (Segle XXI)
10	Taleyah Jones	G	Sr.	5-10	Tulsa, Okla. (Broken Arrow HS/Oral Roberts)
11	Wyvette Mayberry	G	R-Sr.	5-7	Tulsa, Okla. (Booker T. Washington HS/Kansas)
15	Jada Bates	G	So.	6-3	Powder Springs, Ga. (McEachern HS)
21	Ashlynn Chlarson	C	Jr.	6-3	Pima, Ariz. (Pima HS/Eastern Arizona CC)
22	Bonnie Deas	G	Fr.	5-9	Melbourne, Australia (Centre of Excellence)
23	Emily Robinson	G	Jr.	5-10	Caddo, Okla. (Caddo HS/Oral Roberts)
24	Aisha Hassan	G	Fr.	5-7	Alexandria, Egypt (Convent of the Sacred Heart)
25	Danika Galea	C	So.	6-3	St. Paul's Bay, Malta
34	Jenna Lawrence	F	Jr.	6-3	Melbourne, Ark. (Farmington HS)
44	Maryn Archer	G	R-Jr.	5-9	Derby, Kansas (Derby HS)

COACHES AND SUPPORT STAFF

Head Coach: Kelsi Musick, 1st Season
Assistant Coach: Lacey Goldwire, 8th Season
Assistant Coach: Nick Bradford, 2nd Season
Assistant Coach: Alex Furr, 1st Season
Assistant Coach: Brad Johnson, 1st Season
Director of Operations: Amber Shirey, 32nd Season
Athletic Trainer: Simone Rush, 6th season
Strength & Conditioning Coach: Tyler Beckman, 5th Season

PRONUNCIATION GUIDE (Scan QR code for audio)

#1 Maria **Anais** Rodriguez uh-NYE-is
#10 **Taleyah** Jones tuh-LAY-uh
#11 **Wyvette** Mayberry why-VET
#21 Ashlynn **Chlarson** CLAR-son
#22 Bonnie **Deas** dees
#24 **Aisha** Hassan eye-EE-shuh hah-sawn
#25 **Danika** Galea DAN-ih-cuh GALL-ya
Kelsi **Musick** music (silent K)



Last Time...

OFFENSE

Scored 110+	110, vs. Providence (11-16-98)
Scored 100+ points at home	101 vs. UAPB (11/7/25)
Scored 100+ points on the road	108, at Ole Miss (2-16-20) 108, Baylor (3-6-91)
Scored 90-99 points	92 vs. Kansas City (12/17/25)
Scored 90+ points at home	92 vs. Kansas City (12/17/25)
Scored 90+ points on the road	93 at Little Rock (11-20-22)
Scored 80-89 points	89 vs. Central Arkansas (11/10/25)
Scored 80-89 points at home	89 vs. Central Arkansas (11/10/25)
Scored 80-89 points on the road	80 at Texas A&M (3/2/25)
Scored 35+ points in a quarter	36 vs. UT-Arlington (11/14/24)
Was held to 50-59	50 at #20 Tennessee (1/11/26)
Was held to 49-40	48 at #24 Alabama (1/4/26)
Was held to 39-20	34, at LSU, 2-7-19
Was held to 20 or less	N/A
Made 40+ field goals	40, vs. Central Arkansas (12-13-20)
Made 17+ three-point field goals	19, vs. Alabama (2-28-21)
Made 10+ three-point field goals	13 at #6 LSU (1/29/26)
Did not make 3-pointer (since 1986)	0-10, at LSU, (2-7-19)
Made 30 free throws	30 (30-39), vs. No. 4 Baylor (12-6-20)
Made 25 free throws	28 (28-36) vs. Central Arkansas (11/10/25)
Shot 50-59 or better	54.4% (37-68) vs. Little Rock (11/20/25)
Shot 60 percent or better	62.5% (30-48), vs. Little Rock (11-20-22)
Held to less than 30 percent	27.3% (18-66) at #20 Tennessee (1/11/26)
Held to less than 20 percent	18.2% (10-55), vs. No. 6 Tennessee (1-8-12; L, 38-69)
Had 20 or more assists in a game	21 vs. Louisiana Tech (11/4/25)

DEFENSE

Allowed 100 points	108 vs. Florida (2/3/25)
Allowed 80-99 points	92 at #6 LSU (1/29/26)
Held opponent to 40-49 points	46 vs. Jackson State (12/7/25)
Held opponent to 39-30	36, vs. Little Rock (11-14-23)
Held an SEC opponent under 50 points in 3 cons. games	47, vs. Auburn (1-29-15; W, 52-47), Alabama (2-1-15; W, 53-42), No. 24/21 Georgia (2-9-15; W, 54-48)
Held opponent to 29 points or less	23, vs. Binghamton, 11-30-13
Held an opponent under 15 points in a half	15 vs. Texas A&M (1/30/25)
Held an opponent to 2 points in a quarter	2 vs. Jackson State (12/7/25)
Held opponent under 15 field goals	14 vs. Little Rock (11-14-23)
Held opponent to less than 30 percent shooting	29.3 (17-58) at Missouri State (12/13/25)
Held opponent to less than 20 percent shooting	19.7 (13-66), vs. Northwestern State (12-15-19)
Held opponent under 15 percent from 3-point	11.1 (2-18) vs. Oklahoma State (11/29/24)
Opponent did not make a 3-pointer	0, at Kentucky (1-4-24)
Had 70+ rebounds	74, vs. Mississippi Valley State (11-24-89)
Had 60-69 rebounds	63 vs. SFA (12/20/25)
Had 50-59 rebounds	54 at #20 Tennessee (1/11/26)
Had 25+ offensive rebounds	25 at SMU (12/4/25)
Had 10 or more blocked shots in a game	10 vs. Bowling Green (11/30/24)
Had 20 or more steals in a game	20, vs. ORU (11-13-13)
Had 15-19 steals in a game	17 vs. Kansas City (12/17/25)
Had 10-14 steals in a game	11 vs. Georgia (1/22/26)
Forced 25+ turnovers in a game	26 vs. Kansas City (12/17/25)

OTHER

Won an overtime game	89-77 vs. Central Arkansas (11/10/25)
Lost an overtime game	76-73, vs. Ole Miss (1-29-23)
Won a double overtime game	73-72, vs. Florida (1-29-12)
Lost a double overtime game	N/A
Won a triple overtime game	91-80, Win in 3OT, 2-10-13, at Alabama
Won at the buzzer	60-59, vs. Illinois (Maryam Dauda, 12-20-23)
Played consecutive OT games	1-24-16 at Auburn (lost); 1-28-16 vs. Florida (lost)
Won a game after being down 15+ points	vs. Louisiana Tech (15 point deficit) (11/4/25)
Won an SEC game after being down 14+ points	at Texas A&M (3/2/25) (14-point deficit)
Won regular season tournament	Paradise Jam (St. Thomas, U.S. Virgin Islands, Nov. 24-26, 2022)

Defeated ranked team	71-58, at No. 15 Florida State (11/30/23)
Defeated a ranked team at home	90-76 vs. No. 12/11 LSU (1/27/22)
Defeated a ranked team on the road	71-58, at No. 15 Florida State (11/30/23)
All-time SEC win streak	8 games (1-15-12: Auburn through 2-15-12: at Auburn)
All-time SEC home win streak	5 games (1-15-12: Auburn -- 2-9-12: South Carolina)
.....	5 games (1-14-21: Florida -- 2-28-21: Alabama)

A RAZORBACK PLAYER ...

Scored 20-24 points	22, Taleyah Jones at #6 LSU (1/29/26)
Scored 25-29 points	26, Jenna Lawrence vs. UAPB (11/7/25)
Scored 30-34 points	32, Izzy Higginbottom vs. Missouri (2/27/25)
Scored 35-39 points	38, Izzy Higginbottom vs. Georgia (SEC Tournament) (3/5/25)
Scored 40+ points	40, Izzy Higginbottom vs. Florida (2/3/25)
Scored 40+ points in an SEC game	40, Izzy Higginbottom vs. Florida (2/3/25)
Scored 35+ points in an SEC game	36, Izzy Higginbottom at Auburn (1/9/25)
Scored 30+ points in three straight games	Izzy Higginbottom (UKY 32, A&M 34, FLA 40) (2025)
Scored 20+ points 10 times in a season	Izzy Higginbottom (23x 2024-25)
Taliah Scott (13x 2023-24), Chelsea Dungee (17x 2020-21), Chelsea Dungee (11x 2019-20) & Chelsea Dungee (20x 2018-19)	
Double figures in 15 consecutive games (season)	Jessica Jackson, 11/11/16, LSU 1-8-17
.....	Chelsea Dungee, 26 games, (2018-19 & 2019-20)
.....	Chelsea Dungee, 31 games, (2019-20 & 2020-21)
.....	Amber Ramirez, 16 games (2021-22)
.....	Izzy Higginbottom, 19 games (2024-25)
Five players in double figures in 1 game	vs. Arkansas State (12/29/25)
.....	Jones (18), Ware (15), Lawrence (12), Mayberry (11), Deas (12 rebs)
Five starters in double figures	vs. Kentucky (1-25-24)
.....	Daniels (22), Dauda (16), Johnson (14), Keats (14), Spencer (13)
Six players in double figures in 1 game	vs. UAPB (11/7/25)
.....	Lawrence (26), Ware (16), Robinson (15), Jones (13), Deas (12), Chlarson (10 reb)
Seven players scored in double figures in 1 game	vs. Northwestern State (11-9-18)
.....	(Tolefree 19, Gauden 16, Monk 12, Doumbia 11, Dungee 11, Thomas 11, Williams 10)
Made 10+ field goals in a game	15, Izzy Higginbottom vs. Georgia (SEC Tournament) (3/5/25)
Attempted 20+ field goals in a game	20, Taleyah Jones at #6 LSU (1/29/26)
Shot 100% from the field (min. 8 attempts)	9-9, Harmonie Ware vs. Jackson State (12/7/25)
Made 10+ free throws in a game	13, Izzy Higginbottom at Mississippi State (2/6/25)
Made 15+ free throws in a game	19, Izzy Higginbottom at Texas A&M (3/2/25) (school record)
Made 10+ free throws in a quarter	Izzy Higginbottom, 10 in the 1st quarter at Mississippi State (2/6/25)
Made 30+ free throws in a row	Izzy Higginbottom, 34 vs. A&M, FLA, MSST, UGA (2025)
Made 7 or more 3-pt FG in a game	8, Saylor Poffenbarger, at Missouri (1-28-24)
Attempted 10 or more 3-pt FG in a game	11, Taleyah Jones at #6 LSU (1/29/26)
Had 10-14 rebounds	10, Bonnie Deas vs. Georgia (1/22/26)
Had 15-19 rebounds	16, Bonnie Deas vs. Kansas City (12/17/25)
Had 20+ rebounds	23, Saylor Poffenbarger, at No. 15 Florida State (11-30-23) (school record)
Had 10 offensive reb - Records go back to 05-06	11, Melissa Wolff vs. New Orleans (1-30-15)
Had 10+ defensive reb - Records go back to 05-06	10, Bonnie Deas vs. Arkansas State (12/29/25)
Had 10+ assists	11, Samara Spencer, vs. LA Tech (3-16-23)
Had 10+ assists in consecutive games	Jailyn Mason (11 vs. HBU, 12-28-16 and 10 at Ole
.....	Miss, 1-1-17) & Calli Berna (11 vs. No. 10/8 Kentucky, 2/7/13 and 11 at Alabama, 2/10/13)
Had 5+ blocks in a game	5, Jenna Lawrence vs. Bowling Green (11/30/24)
Had 10+ blocks in a game	10, Maryam Dauda, at Alabama (1-14-24) (school record)
Had 5+ steals in a game	5, Bonnie Deas vs. Georgia (1/22/26)
Had a double-double	17 points and 10 rebounds, Bonnie Deas vs. Georgia (1/22/26)
Had a double-double in two consecutive games	Bonnie Deas vs. UAPB (11/7/25) and UCA (11/10/25)
.....	12 pts & 11 rbd vs. UAPB / 18 pts & 12 rbd vs. UCA
Had two players record a double-double	vs. Louisiana Tech (11/4/25)
.....	Taleyah Jones (20 pts/12 reb) & Ashlynn Chlarson (11 pts/11 reb)
Had seven double-doubles in a season	Saylor Poffenbarger, 8, 2023-24
.....	(MSU @FSU, LA TECH, UAPB, UIC, UGA, BAMA, @UF)
Had 10+ double-doubles in a season	2006-07, Lauren Ervin (14)
Had a triple-double	14 pts, 13 rbd, 12 asts, C'eira Ricketts vs. Auburn (1-18-09)



HEAD COACH KELSI MUSICK



First Season

Career Record: 327-175 (17) | DI: 68-50 (4) | Arkansas Record: 11-11 (1)

PERSONAL:

BORN

January 28, 1980 - Canton, Oklahoma

EDUCATION

Canton High School, 1998

Cameron University, 2002 - B.S. Elementary Education

FAMILY

Husband - Josh Musick

Children - Maddox, Titus and Amaria

PLAYING CAREER

Cameron University - 1998-2002

The University of Arkansas hired Kelsi Musick on March 21, 2025, to be the 10th head coach of the Razorbacks' women's basketball program.

Musick picked up her first win as the Razorbacks' head coach on Nov. 4, 2025 against Louisiana Tech, 93-81.

Musick comes to Arkansas after a successful three-year stint at Oral Roberts, where she led the Golden Eagles to postseason appearances in each of the last two seasons while increasing the team's win total every year. ORU wrapped up their season last night in the first round of the WBIT to finish the year 24-9 and give the Golden Eagles consecutive 20-win seasons for the first time since 2009-12. She built the program each of her three seasons, winning 12 games in the first season, 21 wins in the second and 24 this past season - the most for the Golden Eagles in a single season since Debbie Yow won 26 games in 1982-83. Along the way, her teams were no strangers in taking down opponents from bigger conferences with a pair of wins against South-eastern Conference teams this past season to go with four total wins over teams from the American Athletic Conference over the last two years.

Known for her fast-paced, dribble-drive offense, Musick quickly turned around Oral Roberts. Her

Golden Eagles finished in the Top 20 nationally in points per game each of her three seasons - scoring 78.1 points per game in her first season to finish 16th, 81.8 points per game last season to finish eighth and averaged 83.2 points per game during the regular season to rank eighth nationally entering postseason play. Musick has also attracted elite talent, coaching 2023-24 Summit League Freshman of the Year Emily Robinson and Newcomer of the Year Taleyah Jones and reigning two-time Sixth Woman of the Year Jalei Oglesby. Jones and Oglesby were both named to the All-Summit League First Team this season after the duo led the Golden Eagles in points per game with Jones scoring 18.1 and Oglesby 17.3, respectively.

"As I spoke to Kelsi and people associated with her, I was impressed by her work ethic, enthusiasm and her ability to maximize resources in building winning programs at each of her coaching stops," Director of Athletics and Vice Chancellor Hunter Yurachek said. "She has proven to be a great relationship builder and communicator throughout her career to the benefit of her teams and student-athletes on and off the court. Having grown up and coached in Oklahoma, she has a familiarity with our area that will help her quickly connect with our state and fan base.

"Kelsi is a rising star in the women's basketball coaching profession. I believe the University of Arkansas is the best place for her to develop her full potential as a coach while also leading our program to success. Throughout my conversations with Kelsi, it was apparent she wanted to be an Arkansas Razorback and welcomed the challenge of building our women's basketball program to compete against the best-of-the-best in the SEC. I want to thank Derita Dawkins, Taylor McGillis and Kat Devenport for their assistance during the search process."

Musick led ORU to a second-place finish in the Summit League this past season after a third-place finish in her second season in Tulsa. Her 2023-24 team made history with the program's first 20-win season since 2011-12 and made it to the postseason for the first time since 2011 by hosting Grambling in the first round of the WNIT.

"I am incredibly honored and grateful for the opportunity to lead the women's basketball program at the University of Arkansas," Musick said. "This is a place with a proud tradition, passionate fans and a commitment to excellence in every way. I'm excited to get to work building

something special. I want to thank Hunter Yurachek and his staff for their belief in me, and I can't wait to pour into our student-athletes, compete in the SEC and represent this university with pride."

Prior to Oral Roberts, she spent 13 seasons as the head coach at NCAA Division II Southwestern Oklahoma State. Musick amassed a 259-125 (.674) record at SWOSU earning Great American Conference Coach of the Year honors five times while leading the Lady Bulldogs to the national championship game in 2019 as part of seven NCAA Tournament appearances.

The Lady Bulldogs ranked in the Top 10 nationally in scoring offense in seven of her nine seasons, averaging more than 80 points per game in five of those years. In her final season, the team averaged 82.1 points per game to rank third in the nation. That same season, sophomore Makyra Tramble was named the Ron Lenz National Player of the Year and an All-American. Tramble went on to become a three-time All-American and three-time GAC Player of the Year. Musick's 2018-19 team won 35 consecutive games - setting the school record for wins in a single season - and advanced to the NCAA National Championship game.

Musick's career began at Fresno State with one season as the Director of Basketball Operations (2003-04) before becoming the head coach at Canton (Okla.) High School, her alma mater. After two seasons leading Canton, she returned to Fresno State as the Basketball Operations Coordinator (2006-08) before spending one season as an Assistant Coach. The Bulldogs won 20 games in consecutive seasons and captured the Western Athletic Conference regular-season and tournament titles before finishing 24-9 with a trip to the NCAA Tournament in 2009.

Musick played collegiately at Cameron University, where she set school records for career three-point shooting percentage and assists. As a senior, she helped lead the Aggies to a school record 25 wins and the program's first-ever appearance in the NCAA Tournament. She was inducted into the Cameron University Athletics Hall of Fame in February 2025.

Musick and her husband, Josh, have three children - sons, Maddox and Titus, and one daughter, Amaria.



Musick's Coaching Highlights

Highlights

- 17 seasons as a head coach (2009-present)
- 4 seasons in DI / 13 seasons in DII
- Overall record: 327-175
- DI record: 68-50 | DII record: 259-125
- 5 conference titles (all DII/GAC)
- 5 conference tournament titles (all DII/GAC)
- 5x conference coach of the year (All GAC)
- 9 postseason appearances (7 NCAA DII | 1 WNIT | 1 WBIT)
- 10 20-win seasons
- 38 all-conference selections

Southwestern Oklahoma State

- 13 seasons with a record of 259-125
- 5 Great American Conference regular season titles
- 5 Great American Conference Tournament titles (
- 5x GAC Coach of the Year (2012, 2013, 2018, 2019, 2022)
- 7 NCAA DII postseason appearances
- 2019 NCAA DII Tournament finals appearance
- 26 all-conference selections
- 8 20-win seasons

Oral Roberts

- 3 seasons with record of 57-39
- Top 16 in scoring nationally in each of her three seasons, including 8th in each of her last two seasons
- 2 postseason appearances: 1 WNIT, 1 WBIT
- 1x Summit League Tournament finalist
- 2x Summit League Tournament semifinalist
- 4 Summit League Player/Freshman/Newcomer of the Year selections
- 12 all-conference selections
- 2 20-win seasons

Arkansas

- First season with a record of 11-11
- Won her first game, against preseason CUSA favorite Louisiana Tech, 93-81, a 15-point comeback
- Scored at least 90 points in her first two games
- Won her first overtime game on Nov. 10 vs. Central Arkansas
- Coached 100th DI game when Arkansas played Southeastern Louisiana on Nov. 13
- Won both games at her first MTE at Arkansas

Coaching Records

Southwestern Oklahoma State University			
Year	Overall	GAC/Place	Postseason
2009-10	3-24 (.111)	3-11/7th (LSC)	-
2010-11	12-14 (.462)	4-10/6th (LSC)	-
2011-12	20-9 (.690)	12-4/2nd	-
2012-13	24-7 (.774)	16-4/2nd	D2 Regionals
2013-14	19-11 (.633)	13-7/T2	D2 Regionals
2014-15	12-15 (.444)	9-11/T6	-
2015-16	20-11 (.645)	14-8/T3	-
2016-17	20-10 (.667)	15-7/T3	-
2017-18	26-5 (.839)	20-2/1st	D2 Regionals
2018-19	35-2 (.946)	22-0/1st	D2 NC Game
2019-20	21-8 (.724)	16-6/3rd	D2 Regionals
2020-21	18-4 (.818)	16-2/2nd	D2 Regionals
2021-22	29-5 (.853)	20-2/1st	D2 Regionals
SWOSU	259-125 (.674)	173-53 (.765)	13 seasons

Oral Roberts University			
Year	Overall	Summit/Place	Postseason
2022-23	12-19 (.387)	8-10/7th	-
2023-24	21-11 (.656)	11-5/3rd	WNIT 1st Rd
2024-25	24-9 (.727)	12-4/2nd	WBIT 1st Rd
ORU	57-39 (.594)	31-19 (.620)	3 seasons

University of Arkansas			
Year	Overall	SEC/Place	Postseason
2025-26	11-11	0-7/-	-
Arkansas	11-11 (.500)	0-7 (.000)	1 season

DI	68-50 (.576)	31-26 (.543)	4 seasons
----	--------------	--------------	-----------

Overall	Conference	
327-175 (.651)	204-79 (.721)	17 years

Record vs. All Opponents (as a DI coach)

OPPONENT	W-L	At Arkansas
Abilene Christian	1-0	0-0
Alabama	0-1	0-1
Arkansas	1-1	0-0
Arkansas-Pine Bluff	1-0	0-0
Arkansas State	0-1	0-1
Central Arkansas	1-0	0-0
Central Christian	1-0	0-0
Denver	5-1	0-0
Drake	1-0	1-0
Friends	1-0	0-0
Georgia	0-1	0-1
Grambling State	0-1	0-0
Harvard	0-1	0-1
Haskell	1-0	0-0
Jackson State	1-0	1-0
Kansas City	7-1	1-0
Kansas State	1-0	0-0
Kentucky	0-0	0-0
Lindenwood	1-0	0-0
Little Rock	2-0	1-0
Louisiana Tech	1-0	1-0
LSU	0-1	0-1
MACU	1-0	0-0
Missouri	1-1	0-1
Missouri State	1-1	1-0
Montana State	1-0	0-0
North Dakota	6-1	0-0
North Dakota State	3-4	0-0
Northeastern State	1-0	0-0
Northern Arizona	0-1	0-0
Northern Colorado	1-0	0-0
Oklahoma	0-3	0-0
Oklahoma City	1-0	0-0
Oklahoma State	0-2	0-0
Oklahoma Wesleyan	1-0	0-0
Omaha	6-0	0-0
Sacramento State	1-0	0-0
SMU	0-2	0-1
South Carolina	0-1	0-1
South Dakota	6-2	0-0
South Dakota State	0-8	0-0
Southern Illinois	1-0	1-0
Southeastern Louisiana	1-0	0-0
Stephen F. Austin	1-0	1-0
St. Thomas	2-4	0-0
TCU	0-1	0-0
Tennessee	0-1	0-1
Texas	0-1	0-0
Texas Tech	0-2	0-1
Tulsa	2-1	0-0
UNLV	0-1	0-0
USAO	1-0	0-0
UTRGV	2-0	0-0
Vanderbilt	0-1	0-1
Western Illinois	1-1	0-0
Wichita State	2-1	0-0






SCORING OFFENSE

DURING MUSICK'S THREE SEASONS AT ORU

KELSI MUSICK



Last Meeting's Box Score



Official Basketball Box Score - Final
Arkansas at Kentucky
 01/26/25 Memorial Coliseum, Lexington
 2024-25 Women's Basketball

Game Time: 12:00 PM
 Game Duration: 1:41
 Attendance: 4,870

Officials: Pulani Spurlock, Fatou Cissoko-Stephens, Saif Esho

Arkansas - 69

Record: 8-14 (1-6)

NO.	Name	Min	FG M-A	3P M-A	FT M-A	Rebounds OR DR TOT	Fouls PF FD	TP	AS	TO	ST	Blocks BS BA	+/-
22	Vera Ojenuwa	C 11:10	0-2	0-2	0-0	1 3 4	2 2	0	0	1	0	1 0	-15
1	Phoenix Stotjin	G 14:42	0-1	0-1	0-0	0 0 0	0 0	0	1	2	0	0 0	-16
2	Kiki Smith	G 10:14	1-3	1-2	0-0	0 1 1	1 0	3	2	0	0	0 1	-5
3	Izzy Higginbottom	G 35:42	10-25	3-7	9-10	0 2 2	0 11	32	3	3	1	0 4	-18
10	Cristina Sánchez Cerqueira	G 22:50	1-6	1-4	1-2	0 5 5	5 1	4	0	0	1	0 1	-11
23	Carly Keats	25:46	5-12	4-7	0-0	0 2 2	0 0	14	1	3	0	0 2	-12
20	Karley Johnson	21:07	0-2	0-0	0-0	0 3 3	0 0	0	1	1	2	0 0	-8
25	Danika Galea	14:60	0-1	0-0	0-0	1 0 1	0 1	0	2	1	0	0 1	-10
34	Jenna Lawrence	26:05	5-9	3-6	0-0	0 6 6	5 0	13	0	1	0	3 1	-3
44	Maryn Archer	05:47	0-0	0-0	3-4	1 0 1	0 2	3	0	1	0	0 0	-6
16	Pinja Paananen	04:00	0-0	0-0	0-0	0 1 1	0 0	0	0	0	0	0 0	0
15	Jada Bates	07:37	0-0	0-0	0-0	0 1 1	0 0	0	1	1	0	0 0	4
Team						1 2 3		0		0			
Totals			22-61	12-29	13-16	4 26 30	13 17	69	11	14	4	4 10	-20

Shooting By Period		
1 st FG%	4-16	25.0%
3PT%	2-8	25.0%
FT%	0-0	0%
2 nd FG%	5-17	29.4%
3PT%	3-9	33.3%
FT%	5-6	83.3%
3 rd FG%	9-17	52.9%
3PT%	5-7	71.4%
FT%	2-2	100%
4 th FG%	4-11	36.4%
3PT%	2-5	40.0%
FT%	6-8	75%
GM FG%	22-61	36.1%
3PT%	12-29	41.4%
FT%	13-16	81.3%

Dead Ball Rebounds: 4, 0

Technical Fouls::NONE

Kentucky - 89

Record: 17-2 (6-1)

NO.	Name	Min	FG M-A	3P M-A	FT M-A	Rebounds OR DR TOT	Fouls PF FD	TP	AS	TO	ST	Blocks BS BA	+/-
7	Teonni Key	F 29:57	4-9	1-3	4-6	2 9 11	2 3	13	1	2	2	1 0	17
32	Amelia Hassett	F 35:29	4-10	4-8	2-2	0 7 7	0 1	14	4	1	1	4 1	25
13	Clara Strack	C 25:18	7-14	1-3	2-4	2 8 10	4 2	17	1	0	0	4 1	13
3	Georgia Amore	G 35:25	7-12	1-3	4-4	0 3 3	2 2	19	8	5	2	0 0	22
10	Dazia Lawrence	G 31:34	5-10	4-8	0-0	0 1 1	3 0	14	1	2	2	1 0	16
2	Saniah Tyler	20:19	1-2	1-1	0-0	1 1 2	3 0	3	1	0	1	0 1	5
17	Clara Silva	08:42	1-4	0-0	2-4	3 2 5	1 2	4	1	0	0	0 1	11
4	Lexi Blue	09:25	1-2	1-2	2-2	1 2 3	2 1	5	0	1	0	0 0	-1
5	Cassidy Rowe	03:51	0-0	0-0	0-0	0 0 0	0 2	0	0	0	0	0 0	-8
Team						1 1 2		0		0			
Totals			30-63	13-28	16-22	10 34 44	17 13	89	17	11	8	10 4	20

Shooting By Period		
1 st FG%	9-14	64.3%
3PT%	3-5	60.0%
FT%	8-10	80%
2 nd FG%	5-17	29.4%
3PT%	3-10	30.0%
FT%	2-2	100%
3 rd FG%	13-19	68.4%
3PT%	7-10	70.0%
FT%	0-0	0%
4 th FG%	3-13	23.1%
3PT%	0-3	0.0%
FT%	6-10	60%
GM FG%	30-63	47.6%
3PT%	13-28	46.4%
FT%	16-22	72.7%

Dead Ball Rebounds: 3, 0

Technical Fouls::NONE

	ARK	UK
Biggest lead	0 (1 st 10:00)	27 (3 rd 2:12)
Best Scoring Run	8 (2 nd 2:29)	12 (1 st 0:09)
Lead Changes	0	
Times Tied	0	
Time with Lead	00:00	39:38

Points from	ARK	UK
Turnovers	7	19
Paint	18	32
Second Chance	6	11
Fast Breaks	1	10
Bench	30	12

Period by Period Scoring					
	1st	2nd	3rd	4th	TOT
ARK	10	18	25	16	69
UK	29	15	33	12	89



Overall Stats



2025-26 Arkansas Women's Basketball Combined Team Statistics All games

Page 1/1
as of Jan 31, 2026

Game Records

Record	Overall	Home	Away	Neutral
ALL GAMES	11-11	8-5	1-6	2-0
CONFERENCE	0-7	0-3	0-4	0-0
NON-CONFERENCE	11-4	8-2	1-2	2-0

Score by Periods

Team	1st	2nd	3rd	4th	OT	TOT
Arkansas	360	377	444	413	15	1609
Opponents	391	370	446	416	3	1626

Team Box Score

No.	Player				Total		3-Point		F-Throw		Rebounds														
		GP-GS	MIN	AVG	FG-FGA	FG%	3FG-3FGA	3FG%	FT-FTA	FT%	OFF	DEF	TOT	AVG	PF	DQ	A	TO	BLK	STL	PTS	AVG			
10	JONES, Taleyah	20-19	672:04	33.6	113-252	.448	38-98	.388	71-85	.835	41	49	90	4.5	22	0	48	56	11	25	335	16.8			
22	DEAS, Bonnie	22-22	591:22	26.9	78-246	.317	18-66	.273	54-76	.711	69	130	199	9.0	63	4	52	64	6	35	228	10.4			
34	LAWRENCE, Jenna	22-1	390:43	17.8	70-162	.432	32-81	.395	41-46	.891	24	83	107	4.9	44	1	16	29	23	15	213	9.7			
3	WARE, Harmonie	22-3	429:51	19.5	62-158	.392	16-55	.291	44-56	.786	16	39	55	2.5	36	0	29	48	2	14	184	8.4			
23	ROBINSON, Emily	22-20	626:08	28.5	56-130	.431	26-67	.388	23-36	.639	13	64	77	3.5	31	0	54	42	2	12	161	7.3			
11	MAYBERRY, Wyvette	18-15	418:19	23.2	37-120	.308	20-66	.303	22-26	.846	6	30	36	2.0	33	0	33	32	1	20	116	6.4			
1	ANAI RODRIGUEZ, Maria	19-6	307:30	16.2	49-116	.422	4-17	.235	5-7	.714	26	37	63	3.3	33	0	16	21	6	23	107	5.6			
21	CHLARSON, Ashlynn	22-18	383:47	17.4	49-114	.430	4-11	.364	19-32	.594	44	74	118	5.4	64	5	5	26	24	13	121	5.5			
15	BATES, Jada	18-2	267:55	14.9	22-65	.338	6-28	.214	12-23	.522	6	29	35	1.9	11	0	9	16	8	3	62	3.4			
25	GALEA, Danika	11-0	93:45	8.5	11-26	.423	0-0	.000	2-7	.286	9	21	30	2.7	11	0	1	8	2	0	24	2.2			
44	ARCHER, Maryn	17-4	146:48	8.6	8-22	.364	4-13	.308	11-12	.917	3	9	12	0.7	15	0	11	17	0	10	31	1.8			
7	SÁNCHEZ CERQUEIRA, Cristina	15-0	96:49	6.5	10-22	.455	2-2	1.000	5-12	.417	2	18	20	1.3	17	0	5	9	1	4	27	1.8			
Team											55	61	116					13							
Total		22	4425		565-1433	.394	170-504	.337	309-418	.739	314	644	958	43.5	380	10	279	381	86	174	1609	73.1			
Opponents		22	4425		609-1508	.404	182-556	.327	226-343	.659	290	591	881	40.0	385	4	331	330	77	174	1626	73.9			

Team Statistics

	AR	OPP
Scoring	1609	1626
Points per game	73.1	73.9
Scoring margin	-0.8	-
Field goals-att	565-1433	609-1508
Field goal pct	.394	.404
3 point fg-att	170-504	182-556
3-point FG pct	.337	.327
3-pt FG made per game	7.7	8.3
Free throws-att	309-418	226-343
Free throw pct	.739	.659
F-Throws made per game	14.0	10.3
Rebounds	958	881
Rebounds per game	43.5	40.0
Rebounding margin	+3.5	-
Assists	279	331
Assists per game	12.7	15.0
Turnovers	381	330
Turnovers per game	17.3	15.0
Turnover margin	-2.3	-
Assist/turnover ratio	0.7	1.0
Steals	174	174
Steals per game	7.9	7.9
Blocks	86	77
Blocks per game	3.9	3.5
Winning streak	0	-
Home win streak	0	-
Attendance	41721	35285
Home games-Avg/Game	13-3209	7-5041
Neutral site-Avg/Game	-	2-237

Team Results

Date	Opponent		Score	Att.
11/04/2025	Louisiana Tech	W	93-81	2111
11/07/2025	Ark.-Pine Bluff	W	101-49	13032
11/10/2025	Central Ark.	Wot	89-77	1981
11/13/2025	Southeastern La.	W	68-60	1977
11/16/2025	at Texas Tech	L	68-80	4559
11/20/2025	Little Rock	W	96-57	2113
11/25/2025	vs Drake	W	79-72	251
11/26/2025	vs Southern Ill.	W	73-63	222
11/30/2025	Harvard	L	51-69	2310
12/04/2025	at SMU	L	63-78	1378
12/07/2025	Jackson St.	W	77-46	2249
12/13/2025	at Missouri St.	W	73-58	2862
12/17/2025	Kansas City	W	92-77	2036
12/20/2025	SFA	W	82-73	2253
12/28/2025	Arkansas St.	L	72-81	2834
01/01/2026	Vanderbilt	L	71-88	3633
01/04/2026	at Alabama	L	48-77	2695
01/08/2026	South Carolina	L	58-93	2963
01/11/2026	at Tennessee	L	50-85	11335
01/15/2026	at Missouri	L	69-94	2715
01/22/2026	Georgia	L	66-76	2229
01/29/2026	at LSU	L	70-92	9741





2025-26 Arkansas Women's Basketball Combined Team Statistics In Conference games

Page 1/1
as of Jan 31, 2026

Game Records

Record	Overall	Home	Away	Neutral
ALL GAMES	0-7	0-3	0-4	0-0
CONFERENCE	0-7	0-3	0-4	0-0
NON-CONFERENCE	0-0	0-0	0-0	0-0

Score by Periods

Team	1st	2nd	3rd	4th	OT	TOT
Arkansas	109	90	112	121	0	432
Opponents	162	138	173	132	0	605

Team Box Score

No. Player					Total		3-Point		F-Throw		Rebounds													
		GP-GS	MIN	AVG	FG-FGA	FG%	3FG-3FGA	3FG%	FT-FTA	FT%	OFF	DEF	TOT	AVG	PF	DQ	A	TO	BLK	STL	PTS	AVG		
10	JONES, Taleyah	7-7	221:10	31.6	38-81	.469	16-40	.400	18-21	.857	11	14	25	3.6	5	0	17	20	3	7	110	15.7		
22	DEAS, Bonnie	7-7	170:05	24.3	20-63	.317	6-20	.300	11-16	.688	12	29	41	5.9	15	0	9	20	2	12	57	8.1		
21	CHLARSON, Ashlynn	7-7	130:51	18.7	19-41	.463	2-5	.400	6-11	.545	11	17	28	4.0	26	2	1	10	7	5	46	6.6		
15	BATES, Jada	7-2	127:28	18.2	15-41	.366	3-14	.214	9-17	.529	2	15	17	2.4	3	0	5	8	3	1	42	6.0		
3	WARE, Harmonie	7-0	136:53	19.6	13-45	.289	3-12	.250	9-12	.750	7	16	23	3.3	11	0	4	14	1	6	38	5.4		
1	ANAI RODRIGUEZ, Maria	5-0	69:20	13.9	12-23	.522	2-6	.333	1-1	1.000	1	5	6	1.2	9	0	0	7	0	5	27	5.4		
11	MAYBERRY, Wyvette	7-6	152:37	21.8	11-46	.239	7-24	.292	4-6	.667	2	10	12	1.7	12	0	8	17	0	5	33	4.7		
23	ROBINSON, Emily	7-5	181:18	25.9	11-26	.423	8-17	.471	2-5	.400	2	12	14	2.0	14	0	22	15	0	4	32	4.6		
34	LAWRENCE, Jenna	7-1	97:12	13.9	9-39	.231	5-17	.294	9-9	1.000	9	22	31	4.4	16	0	2	8	4	4	32	4.6		
25	GALEA, Danika	7-0	62:16	8.9	5-20	.250	0-0	.000	1-5	.200	8	11	19	2.7	6	0	0	7	1	0	11	1.6		
44	ARCHER, Maryn	5-0	31:40	6.3	1-4	.250	0-2	.000	2-2	1.000	0	2	2	0.4	4	0	1	2	0	2	4	0.8		
7	SÁNCHEZ CERQUEIRA, Cristina	5-0	19:10	3.8	0-4	.000	0-0	.000	0-0	.000	1	0	1	0.2	5	0	0	2	0	0	0	0.0		
Team											19	20	39					9						
Total		7	1400		154-433	.356	52-157	.331	72-105	.686	85	173	258	36.9	126	2	69	139	21	51	432	61.7		
Opponents		7	1400		226-493	.458	71-190	.374	82-124	.661	105	205	310	44.3	111	1	131	96	34	67	605	86.4		

Team Statistics

	AR	OPP
Scoring	432	605
Points per game	61.7	86.4
Scoring margin	-24.7	-
Field goals-att	154-433	226-493
Field goal pct	.356	.458
3 point fg-att	52-157	71-190
3-point FG pct	.331	.374
3-pt FG made per game	7.4	10.1
Free throws-att	72-105	82-124
Free throw pct	.686	.661
F-Throws made per game	10.3	11.7
Rebounds	258	310
Rebounds per game	36.9	44.3
Rebounding margin	-7.4	-
Assists	69	131
Assists per game	9.9	18.7
Turnovers	139	96
Turnovers per game	19.9	13.7
Turnover margin	-6.1	-
Assist/turnover ratio	0.5	1.4
Steals	51	67
Steals per game	7.3	9.6
Blocks	21	34
Blocks per game	3.0	4.9
Winning streak	0	-
Home win streak	0	-
Attendance	8825	26486
Home games-Avg/Game	3-2942	4-6622
Neutral site-Avg/Game	-	0-0

Team Results

Date	Opponent		Score	Att.
01/01/2026	Vanderbilt	L	71-88	3633
01/04/2026	at Alabama	L	48-77	2695
01/08/2026	South Carolina	L	58-93	2963
01/11/2026	at Tennessee	L	50-85	11335
01/15/2026	at Missouri	L	69-94	2715
01/22/2026	Georgia	L	66-76	2229
01/29/2026	at LSU	L	70-92	9741



Results and Leaders



2025-26 Arkansas Women's Basketball Season Schedule/Results & Leaders All games

Page 1/1
as of Jan 31, 2026

Game Records

Record	Overall	Home	Away	Neutral
ALL GAMES	11-11	8-5	1-6	2-0
CONFERENCE	0-7	0-3	0-4	0-0
NON-CONFERENCE	11-4	8-2	1-2	2-0

Team Results

Date	Opponent		Score	Att.	High Points	High Rebounds
11/04/2025	Louisiana Tech	W	93-81	2111	(25) DEAS, Bonnie	(12) JONES, Taleyah
11/07/2025	Ark.-Pine Bluff	W	101-49	13032	(26) LAWRENCE, Jenna	(11) DEAS, Bonnie
11/10/2025	Central Ark.	Wot	89-77	1981	(18) DEAS, Bonnie	(12) DEAS, Bonnie
11/13/2025	Southeastern La.	W	68-60	1977	(21) JONES, Taleyah	(9) ANAIS RODRIGUEZ, Maria
11/16/2025	at Texas Tech	L	68-80	4559	(20) JONES, Taleyah	(9) DEAS, Bonnie
11/20/2025	Little Rock	W	96-57	2113	(19) JONES, Taleyah	(15) DEAS, Bonnie
11/25/2025	vs Drake	W	79-72	251	(15) JONES, Taleyah	(13) DEAS, Bonnie
11/26/2025	vs Southern Ill.	W	73-63	222	(23) JONES, Taleyah	(8) DEAS, Bonnie
11/30/2025	Harvard	L	51-69	2310	(19) JONES, Taleyah	(5) BATES, Jada
						(5) DEAS, Bonnie
12/04/2025	at SMU	L	63-78	1378	(14) WARE, Harmonie	(14) DEAS, Bonnie
12/07/2025	Jackson St.	W	77-46	2249	(24) WARE, Harmonie	(11) DEAS, Bonnie
12/13/2025	at Missouri St.	W	73-58	2862	(17) LAWRENCE, Jenna	(8) LAWRENCE, Jenna
						(8) DEAS, Bonnie
12/17/2025	Kansas City	W	92-77	2036	(24) JONES, Taleyah	(16) DEAS, Bonnie
12/20/2025	SFA	W	82-73	2253	(24) LAWRENCE, Jenna	(13) DEAS, Bonnie
12/28/2025	Arkansas St.	L	72-81	2834	(18) JONES, Taleyah	(12) DEAS, Bonnie
01/01/2026	Vanderbilt	L	71-88	3633	(24) JONES, Taleyah	(8) LAWRENCE, Jenna
01/04/2026	at Alabama	L	48-77	2695	(9) JONES, Taleyah	(8) DEAS, Bonnie
					(9) DEAS, Bonnie	
01/08/2026	South Carolina	L	58-93	2963	(16) BATES, Jada	(6) LAWRENCE, Jenna
01/11/2026	at Tennessee	L	50-85	11335	(13) BATES, Jada	(9) BATES, Jada
01/15/2026	at Missouri	L	69-94	2715	(22) JONES, Taleyah	(6) JONES, Taleyah
						(6) LAWRENCE, Jenna
						(6) CHLARSON, Ashlynn
01/22/2026	Georgia	L	66-76	2229	(17) DEAS, Bonnie	(10) DEAS, Bonnie
01/29/2026	at LSU	L	70-92	9741	(23) JONES, Taleyah	(7) DEAS, Bonnie

Attendance Summary

	Games	Attend	Avg/Game
Home	13	41721	3209
Away	7	35285	5041
Neutral	2	473	237
Total	22	77479	3522



Specialty Stats

ARKANSAS/OPPONENT

Opponent	Result	Pts Off TO	Pts in Paint	2nd Chance	Fast Break	Bench	Ties	Lead Chng	Ark Largest Lead	Best Ark Run	Opp Largest Lead	Opp Best Run	Ark Led	Opp Led
Louisiana Tech	W, 93-81	26/10	40/34	8/9	16/9	28/17	1	5	5 2:07	4th	11-0	15 1st	4:46	19:18
Arkansas-Pine Bluff	W, 101-49	22/5	28/20	16/8	30/9	53/8	0	0	52 2:21	4th	18-0	0 1st	10:00	0:00
Central Arkansas	W, 89-77 OT	16/17	30/36	12/14	20/0	37/17	4	9	12 0:00	OT	10-0	10 2nd	6:53	31:28
Southeastern La.	W, 68-60	6/14	30/16	14/15	15/2	21/21	2	2	16 7:28	4th	10-0	5 2nd	4:44	4:01
Texas Tech	L, 80-68	16/21	30/40	11/9	7/3	22/26	1	0	0 10:00	1st	7-0	21 2nd	1:48	38:10
Little Rock	W, 96-57	21/14	50/26	20/11	19/7	49/13	1	1	45 2:10	4th	20-0	2 1st	8:18	0:18
Drake	W, 79-72	26/18	36/40	16/4	24/10	29/39	0	0	18 7:25	3rd	9-0	0 1st	10:00	0:00
Southern Illinois	W, 73-63	16/8	16/24	8/2	2/5	18/31	1	1	17 4:56	4th	13-0	12 2nd	9:16	17:39
Harvard	L, 69-51	12/17	22/20	6/13	10/6	18/29	3	1	1 9:47	1st	9-0	24 3rd	8:26	35:23
SMU	L, 78-63	10/20	24/50	10/8	12/13	32/38	2	6	4 7:06	1st	9-0	15 4th	5:51	32:15
Jackson State	W, 77-46	14/6	32/16	8/5	16/0	17/16	0	0	32 2:39	4th	11-0	0 1st	10:00	0:00
Missouri State	W, 73-58	15/11	36/16	13/2	11/7	31/22	0	0	22 8:31	4th	8-0	0 1st	10:00	0:00
Kansas City	W, 92-77	27/31	44/44	19/13	18/13	51/25	2	0	21 2:46	4th	16-0	0 1st	10:00	0:00
SFA	W, 82-73	13/21	44/38	21/14	8/22	45/16	0	1	20 9:15	3rd	17-0	9 1st	4:19	30:25
Arkansas State	L, 81-72	12/33	28/42	12/14	18/22	27/18	2	6	2 5:47	1st	10-0	19 4th	5:00	34:37
Vanderbilt	L, 88-71	14/32	30/40	6/11	18/16	27/16	4	4	6 5:40	1st	10-0	26 3rd	2:34	34:52
Alabama	L, 77-48	8/12	20/30	7/12	12/8	20/19	0	0	0 10:00	1st	5-0	32 3rd	0:35	39:11
South Carolina	L, 93-58	8/30	20/48	5/7	12/15	34/14	0	1	3 9:00	1st	8-0	37 4th	0:47	37:32
Tennessee	L, 85-50	6/25	28/36	6/18	14/17	14/19	0	2	1 9:27	1st	5-0	37 4th	2:42	39:27
Missouri	L, 94-69	3/24	26/36	16/11	5/10	18/17	0	0	0 10:00	1st	12-0	32 4th	3:56	39:49
Georgia	L, 76-66	25/20	32/28	5/8	20/2	7/31	2	3	11 1:36	1st	14-0	22 3rd	7:32	27:04
LSU	L, 92-70	12/21	20/50	7/23	5/15	24/30	1	6	7 5:43	1st	5-0	22 4th	5:27	27:41



Arkansas High/Low

Arkansas - Game Highs

POINTS	101	Ark.-Pine Bluff (11/07/2025)
	96	Little Rock (11/20/2025)
	93	Louisiana Tech (11/04/2025)
	92	Kansas City (12/17/2025)
	89	Central Ark. (11/10/2025)
FIELD GOALS MADE	37	Little Rock (11/20/2025)
	35	Kansas City (12/17/2025)
FIELD GOAL ATTEMPTS	81	SFA (12/20/2025)
	77	Kansas City (12/17/2025)
FIELD GOAL PERCENTAGE	.544 (37-68)	Little Rock (11/20/2025)
	.492 (29-59)	Jackson St. (12/07/2025)
3 PT FG MADE	15	Ark.-Pine Bluff (11/07/2025)
	13	at LSU (01/29/2026)
3 PT FG ATTEMPTS	37	vs Southern Ill. (N) (11/26/2025)
	33	Ark.-Pine Bluff (11/07/2025)
3 PT FG PERCENTAGE	.474 (9-19)	Little Rock (11/20/2025)
	.455 (15-33)	Ark.-Pine Bluff (11/07/2025)
FREE THROWS MADE	28	Central Ark. (11/10/2025)
	20	SFA (12/20/2025)
	20	Ark.-Pine Bluff (11/07/2025)
FREE THROW ATTEMPTS	36	Central Ark. (11/10/2025)
	25	SFA (12/20/2025)
	25	Ark.-Pine Bluff (11/07/2025)
FREE THROW PERCENTAGE	.929 (13-14)	Kansas City (12/17/2025)
	.850 (17-20)	at Missouri (01/15/2026)
REBOUNDS	63	SFA (12/20/2025)
	58	Little Rock (11/20/2025)
ASSISTS	21	Jackson St. (12/07/2025)
	21	Louisiana Tech (11/04/2025)
STEALS	17	Kansas City (12/17/2025)
	13	vs Drake (N) (11/25/2025)
	13	Ark.-Pine Bluff (11/07/2025)
BLOCKED SHOTS	8	Ark.-Pine Bluff (11/07/2025)
	8	Louisiana Tech (11/04/2025)
TURNOVERS	29	Arkansas St. (12/28/2025)
	26	at Tennessee (01/11/2026)
FOULS	26	at Missouri St. (12/13/2025)
	24	South Carolina (01/08/2026)

Arkansas - Game Lows

POINTS	48	at Alabama (01/04/2026)
	50	at Tennessee (01/11/2026)
	51	Harvard (11/30/2025)
	58	South Carolina (01/08/2026)
	63	at SMU (12/04/2025)
FIELD GOALS MADE	17	Harvard (11/30/2025)
	18	at Tennessee (01/11/2026)
FIELD GOAL ATTEMPTS	45	Harvard (11/30/2025)
	52	Vanderbilt (01/01/2026)
FIELD GOAL PERCENTAGE	.273 (18-66)	at Tennessee (01/11/2026)
	.289 (22-76)	at SMU (12/04/2025)
3 PT FG MADE	3	at Tennessee (01/11/2026)
	3	at Missouri St. (12/13/2025)
3 PT FG ATTEMPTS	17	Southeastern La. (11/13/2025)
	18	at Tennessee (01/11/2026)
3 PT FG PERCENTAGE	.136 (3-22)	at Missouri St. (12/13/2025)
	.167 (3-18)	at Tennessee (01/11/2026)
FREE THROWS MADE	5	at LSU (01/29/2026)
	7	at Alabama (01/04/2026)
FREE THROW ATTEMPTS	11	at LSU (01/29/2026)
	13	South Carolina (01/08/2026)
	13	at Texas Tech (11/16/2025)
FREE THROW PERCENTAGE	.455 (5-11)	at LSU (01/29/2026)
	.500 (7-14)	at Alabama (01/04/2026)
REBOUNDS	27	Harvard (11/30/2025)
	31	Vanderbilt (01/01/2026)
ASSISTS	5	Vanderbilt (01/01/2026)
	7	at Missouri (01/15/2026)
	7	Harvard (11/30/2025)
STEALS	3	at SMU (12/04/2025)
	4	vs Southern Ill. (N) (11/26/2025)
	4	at Texas Tech (11/16/2025)
BLOCKED SHOTS	1	at Missouri (01/15/2026)
	1	vs Drake (N) (11/25/2025)
TURNOVERS	9	Jackson St. (12/07/2025)
	10	Central Ark. (11/10/2025)
FOULS	11	at Alabama (01/04/2026)
	11	Jackson St. (12/07/2025)



Opponent High/Low

Opponent - Game Highs

POINTS	94		at Missouri (01/15/2026)
	93		South Carolina (01/08/2026)
	92		at LSU (01/29/2026)
	88		Vanderbilt (01/01/2026)
	85		at Tennessee (01/11/2026)
FIELD GOALS MADE	39		at LSU (01/29/2026)
	34		South Carolina (01/08/2026)
FIELD GOAL ATTEMPTS	85		at LSU (01/29/2026)
	83		Arkansas St. (12/28/2025)
FIELD GOAL PERCENTAGE	.571	(32-56)	at Missouri (01/15/2026)
	.515	(34-66)	South Carolina (01/08/2026)
3 PT FG MADE	13		at Missouri (01/15/2026)
	13		at Alabama (01/04/2026)
3 PT FG ATTEMPTS	46		Arkansas St. (12/28/2025)
	41		at Tennessee (01/11/2026)
3 PT FG PERCENTAGE	.538	(7-13)	South Carolina (01/08/2026)
	.500	(8-16)	Kansas City (12/17/2025)
FREE THROWS MADE	18		South Carolina (01/08/2026)
	18		at Missouri St. (12/13/2025)
FREE THROW ATTEMPTS	29		South Carolina (01/08/2026)
	26		at Missouri St. (12/13/2025)
FREE THROW PERCENTAGE	.917	(11-12)	Georgia (01/22/2026)
	.750	(15-20)	Southeastern La. (11/13/2025)
	.750	(12-16)	Louisiana Tech (11/04/2025)
	.750	(6-8)	at Alabama (01/04/2026)
	.750	(6-8)	Arkansas St. (12/28/2025)
REBOUNDS	56		at LSU (01/29/2026)
	49		at Tennessee (01/11/2026)
ASSISTS	24		vs Drake (N) (11/25/2025)
	23		at LSU (01/29/2026)
STEALS	17		Arkansas St. (12/28/2025)
	11		at Tennessee (01/11/2026)
	11		South Carolina (01/08/2026)
	11		Vanderbilt (01/01/2026)
	11		Kansas City (12/17/2025)
BLOCKED SHOTS	10		at LSU (01/29/2026)
	9		South Carolina (01/08/2026)
TURNOVERS	26		Kansas City (12/17/2025)
	23		Georgia (01/22/2026)
FOULS	27		Central Ark. (11/10/2025)
	21		Arkansas St. (12/28/2025)
	21		SFA (12/20/2025)

Opponent - Game Lows

POINTS	46		Jackson St. (12/07/2025)
	49		Ark.-Pine Bluff (11/07/2025)
	57		Little Rock (11/20/2025)
	58		at Missouri St. (12/13/2025)
	60		Southeastern La. (11/13/2025)
FIELD GOALS MADE	17		at Missouri St. (12/13/2025)
	17		Jackson St. (12/07/2025)
FIELD GOAL ATTEMPTS	56		at Missouri (01/15/2026)
	57		vs Southern Ill. (N) (11/26/2025)
	57		vs Drake (N) (11/25/2025)
FIELD GOAL PERCENTAGE	.230	(17-74)	Jackson St. (12/07/2025)
	.288	(19-66)	Ark.-Pine Bluff (11/07/2025)
3 PT FG MADE	4		Ark.-Pine Bluff (11/07/2025)
	5		at SMU (12/04/2025)
3 PT FG ATTEMPTS	13		South Carolina (01/08/2026)
	13		Ark.-Pine Bluff (11/07/2025)
3 PT FG PERCENTAGE	.226	(7-31)	SFA (12/20/2025)
	.238	(5-21)	at SMU (12/04/2025)
FREE THROWS MADE	3		Little Rock (11/20/2025)
	5		Kansas City (12/17/2025)
	5		Jackson St. (12/07/2025)
FREE THROW ATTEMPTS	7		Jackson St. (12/07/2025)
	8		at Alabama (01/04/2026)
	8		Arkansas St. (12/28/2025)
	8		Little Rock (11/20/2025)
FREE THROW PERCENTAGE	.375	(3-8)	Little Rock (11/20/2025)
	.500	(5-10)	Kansas City (12/17/2025)
REBOUNDS	27		Little Rock (11/20/2025)
	32		vs Southern Ill. (N) (11/26/2025)
ASSISTS	7		Jackson St. (12/07/2025)
	7		Ark.-Pine Bluff (11/07/2025)
STEALS	3		Central Ark. (11/10/2025)
	4		Southeastern La. (11/13/2025)
	4		Ark.-Pine Bluff (11/07/2025)
BLOCKED SHOTS	0		Jackson St. (12/07/2025)
	0		Ark.-Pine Bluff (11/07/2025)
TURNOVERS	8		at Tennessee (01/11/2026)
	10		Southeastern La. (11/13/2025)
	10		Central Ark. (11/10/2025)
FOULS	11		at Alabama (01/04/2026)
	15		at Missouri St. (12/13/2025)
	15		Harvard (11/30/2025)



Category Leaders

Points

##	Player	G	Pts	Pts/G
10	Jones, Taleyah	20	335	16.8
22	Deas, Bonnie	22	228	10.4
34	Lawrence, Jenna	22	213	9.7
3	Ware, Harmonie	22	184	8.4
23	Robinson, Emily	22	161	7.3
21	Chlarson, Ashlynn	22	121	5.5
11	Mayberry, Wyvette	18	116	6.4
1	Anais Rodriguez, Maria	19	107	5.6
15	Bates, Jada	18	62	3.4
44	Archer, Maryn	17	31	1.8
7	Sánchez Cerqueira, Cristina	15	27	1.8
25	Galea, Danika	11	24	2.2

Scoring Average

##	Player	G	Pts	Pts/G
10	Jones, Taleyah	20	335	16.8
22	Deas, Bonnie	22	228	10.4
34	Lawrence, Jenna	22	213	9.7
3	Ware, Harmonie	22	184	8.4
23	Robinson, Emily	22	161	7.3
11	Mayberry, Wyvette	18	116	6.4
1	Anais Rodriguez, Maria	19	107	5.6
21	Chlarson, Ashlynn	22	121	5.5
15	Bates, Jada	18	62	3.4
25	Galea, Danika	11	24	2.2
44	Archer, Maryn	17	31	1.8
7	Sánchez Cerqueira, Cristina	15	27	1.8

Field Goal Percentage

##	Player	FG	Att	Pct
7	Sánchez Cerqueira, Cristina	10	22	.455
10	Jones, Taleyah	113	252	.448
34	Lawrence, Jenna	70	162	.432
23	Robinson, Emily	56	130	.431
21	Chlarson, Ashlynn	49	114	.430
25	Galea, Danika	11	26	.423
1	Anais Rodriguez, Maria	49	116	.422
3	Ware, Harmonie	62	158	.392
44	Archer, Maryn	8	22	.364
15	Bates, Jada	22	65	.338
22	Deas, Bonnie	78	246	.317
11	Mayberry, Wyvette	37	120	.308

Field Goal Attempts

##	Player	G	Att	Att/G
10	Jones, Taleyah	20	252	12.6
22	Deas, Bonnie	22	246	11.2
34	Lawrence, Jenna	22	162	7.4
3	Ware, Harmonie	22	158	7.2
23	Robinson, Emily	22	130	5.9

Field Goals Made

##	Player	G	Made	Made/G
10	Jones, Taleyah	20	113	5.7
22	Deas, Bonnie	22	78	3.5
34	Lawrence, Jenna	22	70	3.2
3	Ware, Harmonie	22	62	2.8
23	Robinson, Emily	22	56	2.5

3-Point FG Percentage

##	Player	3FG	Att	Pct
7	Sánchez Cerqueira, Cristina	2	2	1.000
34	Lawrence, Jenna	32	81	.395
23	Robinson, Emily	26	67	.388
10	Jones, Taleyah	38	98	.388
21	Chlarson, Ashlynn	4	11	.364
44	Archer, Maryn	4	13	.308
11	Mayberry, Wyvette	20	66	.303
3	Ware, Harmonie	16	55	.291
22	Deas, Bonnie	18	66	.273
1	Anais Rodriguez, Maria	4	17	.235
15	Bates, Jada	6	28	.214

3-Point FG Attempts

##	Player	G	Att	Att/G
10	Jones, Taleyah	20	98	4.9
34	Lawrence, Jenna	22	81	3.7
23	Robinson, Emily	22	67	3.0
22	Deas, Bonnie	22	66	3.0
11	Mayberry, Wyvette	18	66	3.7

3-Point FG Made

##	Player	G	Made	Made/G
10	Jones, Taleyah	20	38	1.9
34	Lawrence, Jenna	22	32	1.5
23	Robinson, Emily	22	26	1.2
11	Mayberry, Wyvette	18	20	1.1
22	Deas, Bonnie	22	18	0.8



Category Leaders

Free Throw Percentage

##	Player	Made	Att	Pct
44	Archer, Maryn	11	12	.917
34	Lawrence, Jenna	41	46	.891
11	Mayberry, Wyvette	22	26	.846
10	Jones, Taleyah	71	85	.835
3	Ware, Harmonie	44	56	.786
1	Anais Rodriguez, Maria	5	7	.714
22	Deas, Bonnie	54	76	.711
23	Robinson, Emily	23	36	.639
21	Chlarson, Ashlynn	19	32	.594
15	Bates, Jada	12	23	.522
7	Sánchez Cerqueira, Cristina	5	12	.417
25	Galea, Danika	2	7	.286

Free Throw Attempts

##	Player	G	Att	Att/G
10	Jones, Taleyah	20	85	4.3
22	Deas, Bonnie	22	76	3.5
3	Ware, Harmonie	22	56	2.5
34	Lawrence, Jenna	22	46	2.1
23	Robinson, Emily	22	36	1.6

Free Throws Made

##	Player	G	Made	Made/G
10	Jones, Taleyah	20	71	3.6
22	Deas, Bonnie	22	54	2.5
3	Ware, Harmonie	22	44	2.0
34	Lawrence, Jenna	22	41	1.9
23	Robinson, Emily	22	23	1.0

Rebounds

##	Player	G	Reb	Reb/G
22	Deas, Bonnie	22	199	9.0
21	Chlarson, Ashlynn	22	118	5.4
34	Lawrence, Jenna	22	107	4.9
10	Jones, Taleyah	20	90	4.5
23	Robinson, Emily	22	77	3.5

Assists

##	Player	G	Ast	Ast/G
23	Robinson, Emily	22	54	2.5
22	Deas, Bonnie	22	52	2.4
10	Jones, Taleyah	20	48	2.4
11	Mayberry, Wyvette	18	33	1.8
3	Ware, Harmonie	22	29	1.3

Rebounds Average

##	Player	G	Reb	Reb/G
22	Deas, Bonnie	22	199	9.0
21	Chlarson, Ashlynn	22	118	5.4
34	Lawrence, Jenna	22	107	4.9
10	Jones, Taleyah	20	90	4.5
23	Robinson, Emily	22	77	3.5

Steals

##	Player	G	Stl	Stl/G
22	Deas, Bonnie	22	35	1.6
10	Jones, Taleyah	20	25	1.3
1	Anais Rodriguez, Maria	19	23	1.2
11	Mayberry, Wyvette	18	20	1.1
34	Lawrence, Jenna	22	15	0.7

Offensive Rebounds

##	Player	G	OReb	OReb/G
22	Deas, Bonnie	22	69	3.1
21	Chlarson, Ashlynn	22	44	2.0
10	Jones, Taleyah	20	41	2.1
1	Anais Rodriguez, Maria	19	26	1.4
34	Lawrence, Jenna	22	24	1.1

Blocked Shots

##	Player	G	Blk	Blk/G
21	Chlarson, Ashlynn	22	24	1.1
34	Lawrence, Jenna	22	23	1.0
10	Jones, Taleyah	20	11	0.6
15	Bates, Jada	18	8	0.4
22	Deas, Bonnie	22	6	0.3

Defensive Rebounds

##	Player	G	DReb	DReb/G
22	Deas, Bonnie	22	130	5.9
34	Lawrence, Jenna	22	83	3.8
21	Chlarson, Ashlynn	22	74	3.4
23	Robinson, Emily	22	64	2.9
10	Jones, Taleyah	20	49	2.5

Minutes

##	Player	G	Min	Min/G
10	Jones, Taleyah	20	672	33:36
23	Robinson, Emily	22	626	28:28
22	Deas, Bonnie	22	591	26:53
3	Ware, Harmonie	22	430	19:32
11	Mayberry, Wyvette	18	418	23:14

Fouls

##	Player	G	PF	PF/G
21	Chlarson, Ashlynn	22	64	2.9
22	Deas, Bonnie	22	63	2.9
34	Lawrence, Jenna	22	44	2.0
3	Ware, Harmonie	22	36	1.6
11	Mayberry, Wyvette	18	33	1.8

Turnovers

##	Player	G	TO	TO/G
22	Deas, Bonnie	22	64	2.9
10	Jones, Taleyah	20	56	2.8
3	Ware, Harmonie	22	48	2.2
23	Robinson, Emily	22	42	1.9
11	Mayberry, Wyvette	18	32	1.8

Foul Outs

##	Player	G	FO
21	Chlarson, Ashlynn	22	5
22	Deas, Bonnie	22	4
34	Lawrence, Jenna	22	1



Player Highs Analysis

Arkansas - Individual Game Highs

POINTS	26		Jenna Lawrence vs Ark.-Pine Bluff (11/07/2025)
	25		Bonnie Deas vs Louisiana Tech (11/04/2025)
	24		Taleyah Jones vs Vanderbilt (01/01/2026)
	24		Jenna Lawrence vs SFA (12/20/2025)
	24		Taleyah Jones vs Kansas City (12/17/2025)
	24		Harmonie Ware vs Jackson St. (12/07/2025)
FIELD GOALS MADE	9		Jenna Lawrence vs SFA (12/20/2025)
	9		Taleyah Jones vs Kansas City (12/17/2025)
	9		Harmonie Ware vs Jackson St. (12/07/2025)
FIELD GOAL ATTEMPTS	20		Taleyah Jones at LSU (01/29/2026)
	20		Bonnie Deas vs Louisiana Tech (11/04/2025)
FIELD GOAL PERCENTAGE (min 5 made)	1.000	(9-9)	Harmonie Ware vs Jackson St. (12/07/2025)
	.875	(7-8)	Jenna Lawrence vs Ark.-Pine Bluff (11/07/2025)
3 PT FG MADE	5		Taleyah Jones at LSU (01/29/2026)
	5		Taleyah Jones vs Vanderbilt (01/01/2026)
	5		Jenna Lawrence vs Ark.-Pine Bluff (11/07/2025)
3 PT FG ATTEMPTS	11		Taleyah Jones at LSU (01/29/2026)
	9		Taleyah Jones at Missouri (01/15/2026)
	9		Bonnie Deas vs Louisiana Tech (11/04/2025)
3 PT FG PERCENTAGE (min 2 made)	1.000	(5-5)	Jenna Lawrence vs Ark.-Pine Bluff (11/07/2025)
	1.000	(4-4)	Harmonie Ware vs Jackson St. (12/07/2025)
FREE THROWS MADE	9		Taleyah Jones vs Louisiana Tech (11/04/2025)
	7		Harmonie Ware vs Central Ark. (11/10/2025)
	7		Bonnie Deas vs Central Ark. (11/10/2025)
	7		Jenna Lawrence vs Ark.-Pine Bluff (11/07/2025)
FREE THROW ATTEMPTS	11		Taleyah Jones vs Louisiana Tech (11/04/2025)
	9		Bonnie Deas vs Central Ark. (11/10/2025)
	9		Jenna Lawrence vs Ark.-Pine Bluff (11/07/2025)
FREE THROW PERCENTAGE (min 3 made)	1.000	(7-7)	Harmonie Ware vs Central Ark. (11/10/2025)
	1.000	(6-6)	Taleyah Jones vs South Carolina (01/08/2026)
	1.000	(6-6)	Taleyah Jones vs Ark.-Pine Bluff (11/07/2025)
	1.000	(5-5)	Jenna Lawrence vs Vanderbilt (01/01/2026)
	1.000	(4-4)	Jenna Lawrence at Missouri (01/15/2026)
	1.000	(4-4)	Jada Bates at Tennessee (01/11/2026)
	1.000	(4-4)	Jenna Lawrence vs Arkansas St. (12/28/2025)
	1.000	(4-4)	Harmonie Ware vs Arkansas St. (12/28/2025)
	1.000	(4-4)	Taleyah Jones vs Kansas City (12/17/2025)
	1.000	(4-4)	Jenna Lawrence at Missouri St. (12/13/2025)
	1.000	(4-4)	Jenna Lawrence vs Southern Ill. (N) (11/26/2025)
	1.000	(4-4)	Wyvette Mayberry vs Drake (N) (11/25/2025)
	1.000	(4-4)	Taleyah Jones at Texas Tech (11/16/2025)
	1.000	(4-4)	Jenna Lawrence vs Central Ark. (11/10/2025)
	1.000	(3-3)	Taleyah Jones at Missouri (01/15/2026)
	1.000	(3-3)	Jenna Lawrence vs Kansas City (12/17/2025)
REBOUNDS	16		Bonnie Deas vs Kansas City (12/17/2025)
	15		Bonnie Deas vs Little Rock (11/20/2025)
ASSISTS	8		Emily Robinson at LSU (01/29/2026)
	7		Emily Robinson vs Georgia (01/22/2026)
	7		Bonnie Deas vs Kansas City (12/17/2025)
STEALS	6		Bonnie Deas vs Georgia (01/22/2026)
	4		Wyvette Mayberry vs Kansas City (12/17/2025)
	4		Taleyah Jones vs Kansas City (12/17/2025)
	4		Bonnie Deas vs Kansas City (12/17/2025)



Opponent Player Highs **Analysis**

Opponent - Individual Game Highs

POINTS	35		Mikayla Blakes vs Vanderbilt (01/01/2026)
	31		Dani Carnegie vs Georgia (01/22/2026)
	23		Alayna Kraus vs Southern Ill. (N) (11/26/2025)
	22		Joyce Edwards vs South Carolina (01/08/2026)
	22		Sahnya Jah at SMU (12/04/2025)
FIELD GOALS MADE	13		Mikayla Blakes vs Vanderbilt (01/01/2026)
	12		Dani Carnegie vs Georgia (01/22/2026)
FIELD GOAL ATTEMPTS	26		Mikayla Blakes vs Vanderbilt (01/01/2026)
	24		Cheyenne Kemp vs Central Ark. (11/10/2025)
FIELD GOAL PERCENTAGE (min 5 made)	1.000	(6-6)	Shannon Dowell at Missouri (01/15/2026)
	.833	(5-6)	Anika Hyland vs SFA (12/20/2025)
3 PT FG MADE	7		Dani Carnegie vs Georgia (01/22/2026)
	6		Mia Tarver vs Arkansas St. (12/28/2025)
3 PT FG ATTEMPTS	18		Dani Carnegie vs Georgia (01/22/2026)
	17		Mia Tarver vs Arkansas St. (12/28/2025)
3 PT FG PERCENTAGE (min 2 made)	1.000	(3-3)	Saniah Tyler at Missouri (01/15/2026)
	1.000	(2-2)	Anika Hyland vs SFA (12/20/2025)
	1.000	(2-2)	Hallie Majoros vs Kansas City (12/17/2025)
	1.000	(2-2)	Derrica McCall vs Jackson St. (12/07/2025)
	1.000	(2-2)	Denae Fritz at Texas Tech (11/16/2025)
FREE THROWS MADE	8		Kaylinn Kemp vs SFA (12/20/2025)
	8		Alayna Kraus vs Southern Ill. (N) (11/26/2025)
FREE THROW ATTEMPTS	10		Natalie Huff vs Southeastern La. (11/13/2025)
	9		Adhel Tac vs South Carolina (01/08/2026)
	9		Kaylinn Kemp vs SFA (12/20/2025)
FREE THROW PERCENTAGE (min 3 made)	1.000	(8-8)	Alayna Kraus vs Southern Ill. (N) (11/26/2025)
	1.000	(6-6)	Mikayla Blakes vs Vanderbilt (01/01/2026)
	1.000	(5-5)	Rylie Theuerkauf vs Georgia (01/22/2026)
	1.000	(4-4)	Essence Cody at Alabama (01/04/2026)
	1.000	(4-4)	Alayna Rocco vs Harvard (11/30/2025)
	1.000	(4-4)	Peyton McCabe vs Drake (N) (11/25/2025)
	1.000	(4-4)	Eryn McKinzie vs Southeastern La. (11/13/2025)
	1.000	(3-3)	Tyi Skinner at SMU (12/04/2025)
	1.000	(3-3)	Saniyah Glenn vs Harvard (11/30/2025)
REBOUNDS	16		Bree Stephens vs Central Ark. (11/10/2025)
	15		Kate Koval at LSU (01/29/2026)
ASSISTS	10		Trinity Turner vs Georgia (01/22/2026)
	10		Tyi Skinner at SMU (12/04/2025)
STEALS	4		Jaida Civil at Tennessee (01/11/2026)
	4		Kyla Deck at SMU (12/04/2025)
BLOCKED SHOTS	5		Kate Koval at LSU (01/29/2026)
	4		Jersey Wolfenbarger at Tennessee (01/11/2026)
	4		Madina Okot vs South Carolina (01/08/2026)
TURNOVERS	8		Tierra Trotter vs Kansas City (12/17/2025)
	6		Shannon Dowell at Missouri (01/15/2026)
	6		Saniyah Glenn vs Harvard (11/30/2025)
	6		Anna Becker vs Drake (N) (11/25/2025)
	6		Jailah Pelly vs Ark.-Pine Bluff (11/07/2025)
	6		Jasmine Davis vs Ark.-Pine Bluff (11/07/2025)
	6		Paris Bradley vs Louisiana Tech (11/04/2025)
FOULS	5		Adhel Tac vs South Carolina (01/08/2026)
	5		Mimi McCollister vs Arkansas St. (12/28/2025)
	5		Key Roseby vs SFA (12/20/2025)
	5		Aziyah Farrier vs SFA (12/20/2025)



Arkansas Game-by-Game

				Total		3-Pointers		Free throws		Rebounds											
Opponent	Date	Score		FG-FGA	PCT	3FG-3FGA	PCT	FT-FTA	PCT	OFF	DEF	TOT	AVG	PF	A	TO	BLK	STL	PTS	AVG	
Louisiana Tech	11/04/2025	93-81	W	33-74	.446	9-21	.429	18-24	.750	19	31	50	50.0	21	21	16	8	10	93	93.0	
Ark.-Pine Bluff	11/07/2025	101-49	W	33-68	.485	15-33	.455	20-25	.800	14	38	52	51.0	12	17	12	8	13	101	97.0	
Central Ark.	11/10/2025	89-77	Wot	26-72	.361	9-26	.346	28-36	.778	16	34	50	50.7	15	13	10	4	5	89	94.3	
Southeastern La.	11/13/2025	68-60	W	23-65	.354	6-17	.353	16-20	.800	17	30	47	49.8	20	11	13	4	6	68	87.8	
at Texas Tech	11/16/2025	68-80	L	25-65	.385	7-21	.333	11-13	.846	9	28	37	47.2	23	11	19	3	4	68	83.8	
Little Rock	11/20/2025	96-57	W	37-68	.544	9-19	.474	13-20	.650	19	39	58	49.0	13	19	17	3	8	96	85.8	
vs Drake	11/25/2025	79-72	W	29-65	.446	5-19	.263	16-22	.727	17	22	39	47.6	15	14	14	1	13	79	84.9	
vs Southern Ill.	11/26/2025	73-63	W	21-55	.382	12-37	.324	19-24	.792	7	30	37	46.3	15	15	13	4	4	73	83.4	
Harvard	11/30/2025	51-69	L	17-45	.378	5-19	.263	12-20	.600	7	20	27	44.1	18	7	21	5	11	51	79.8	
at SMU	12/04/2025	63-78	L	22-76	.289	7-24	.292	12-18	.667	25	30	55	45.2	18	12	17	3	3	63	78.1	
Jackson St.	12/07/2025	77-46	W	29-59	.492	10-24	.417	9-15	.600	8	36	44	45.1	11	21	9	3	6	77	78.0	
at Missouri St.	12/13/2025	73-58	W	29-71	.408	3-22	.136	12-15	.800	16	37	53	45.8	26	8	18	4	10	73	77.6	
Kansas City	12/17/2025	92-77	W	35-77	.455	9-22	.409	13-14	.929	19	21	40	45.3	14	18	21	4	17	92	78.7	
SFA	12/20/2025	82-73	W	29-81	.358	4-22	.182	20-25	.800	22	41	63	46.6	20	10	13	7	7	82	78.9	
Arkansas St.	12/28/2025	72-81	L	23-59	.390	8-21	.381	18-22	.818	14	34	48	46.7	13	13	29	4	6	72	78.5	
Vanderbilt	01/01/2026	71-88	L	25-52	.481	7-19	.368	14-17	.824	8	23	31	45.7	17	5	22	3	7	71	78.0	
at Alabama	01/04/2026	48-77	L	18-57	.316	5-23	.217	7-14	.500	9	28	37	45.2	11	11	14	5	7	48	76.2	
South Carolina	01/08/2026	58-93	L	20-61	.328	8-19	.421	10-13	.769	11	23	34	44.6	24	9	23	3	6	58	75.2	
at Tennessee	01/11/2026	50-85	L	18-66	.273	3-18	.167	11-15	.733	19	35	54	45.1	18	8	26	3	5	50	73.9	
at Missouri	01/15/2026	69-94	L	22-65	.338	8-26	.308	17-20	.850	17	19	36	44.6	21	7	17	1	7	69	73.7	
Georgia	01/22/2026	66-76	L	25-63	.397	8-21	.381	8-15	.533	11	21	32	44.0	15	13	18	3	11	66	73.3	
at LSU	01/29/2026	70-92	L	26-69	.377	13-31	.419	5-11	.455	10	24	34	43.5	20	16	19	3	8	70	73.1	
Total		1609		565-1433	.394	170-504	.337	309-418	.739	314	644	958	43.5	380	279	381	86	174	1609	73.1	
Opponents		1626		609-1508	.404	182-556	.327	226-343	.659	290	591	881	40.0	385	331	330	77	174	1626	73.9	

Arkansas Averages

Games Played	Points/game	FG Pct	3FG Pct	FT Pct	Rebounds/game	Assists/game	Turnovers/game	Assist/Turnover ratio	Steals/game	Blocks/game
22	73.1	39.4	33.7	73.9	43.5	12.7	17.3	0.7	7.9	3.9



Opponent Game-by-Game

				Total		3-Pointers		Free throws		Rebounds											
Opponent	Date	Score		FG-FGA	PCT	3FG-3FGA	PCT	FT-FTA	PCT	OFF	DEF	TOT	AVG	PF	A	TO	BLK	STL	PTS	AVG	
Louisiana Tech	11/04/2025	93-81	W	31-72	.431	7-23	.304	12-16	.750	11	25	36	36.0	17	12	16	2	6	81	81.0	
Ark.-Pine Bluff	11/07/2025	101-49	W	19-66	.288	4-13	.308	7-12	.583	12	24	36	36.0	17	7	18	0	4	49	65.0	
Central Ark.	11/10/2025	89-77	Wot	30-77	.390	7-29	.241	10-16	.625	14	33	47	39.7	27	13	10	1	3	77	69.0	
Southeastern La.	11/13/2025	68-60	W	19-61	.311	7-19	.368	15-20	.750	11	26	37	39.0	18	11	10	5	4	60	66.8	
at Texas Tech	11/16/2025	68-80	L	30-65	.462	8-19	.421	12-20	.600	11	30	41	39.4	17	9	15	5	5	80	69.4	
Little Rock	11/20/2025	96-57	W	23-74	.311	8-30	.267	3-8	.375	12	15	27	37.3	18	11	13	1	6	57	67.3	
vs Drake	11/25/2025	79-72	W	28-57	.491	8-27	.296	8-11	.727	10	23	33	36.7	18	24	22	3	5	72	68.0	
vs Southern Ill.	11/26/2025	73-63	W	23-57	.404	6-19	.316	11-15	.733	5	27	32	36.1	20	14	16	1	6	63	67.4	
Harvard	11/30/2025	51-69	L	23-61	.377	12-30	.400	11-17	.647	19	23	42	36.8	15	16	20	3	11	69	67.6	
at SMU	12/04/2025	63-78	L	33-69	.478	5-21	.238	7-12	.583	10	31	41	37.2	17	19	11	8	10	78	68.6	
Jackson St.	12/07/2025	77-46	W	17-74	.230	7-24	.292	5-7	.714	20	22	42	37.6	17	7	11	0	6	46	66.5	
at Missouri St.	12/13/2025	73-58	W	17-58	.293	6-19	.316	18-26	.692	7	29	36	37.5	15	9	18	3	8	58	65.8	
Kansas City	12/17/2025	92-77	W	32-64	.500	8-16	.500	5-10	.500	13	23	36	37.4	16	17	26	3	11	77	66.7	
SFA	12/20/2025	82-73	W	26-77	.338	7-31	.226	14-21	.667	12	32	44	37.9	21	12	13	5	5	73	67.1	
Arkansas St.	12/28/2025	72-81	L	32-83	.386	11-46	.239	6-8	.750	18	23	41	38.1	21	19	15	3	17	81	68.1	
Vanderbilt	01/01/2026	71-88	L	33-72	.458	12-34	.353	10-16	.625	16	21	37	38.0	16	19	11	4	11	88	69.3	
at Alabama	01/04/2026	48-77	L	29-72	.403	13-32	.406	6-8	.750	16	32	48	38.6	11	18	11	1	9	77	69.8	
South Carolina	01/08/2026	58-93	L	34-66	.515	7-13	.538	18-29	.621	12	31	43	38.8	16	17	13	9	11	93	71.1	
at Tennessee	01/11/2026	50-85	L	31-81	.383	11-41	.268	12-20	.600	20	29	49	39.4	17	18	8	7	11	85	71.8	
at Missouri	01/15/2026	69-94	L	32-56	.571	13-28	.464	17-25	.680	8	29	37	39.3	16	20	15	1	10	94	72.9	
Georgia	01/22/2026	66-76	L	28-61	.459	9-27	.333	11-12	.917	10	30	40	39.3	18	16	23	2	5	76	73.0	
at LSU	01/29/2026	70-92	L	39-85	.459	6-15	.400	8-14	.571	23	33	56	40.0	17	23	15	10	10	92	73.9	
Total		1626		609-1508	.404	182-556	.327	226-343	.659	290	591	881	40.0	385	331	330	77	174	1626	73.9	
Arkansas		1609		565-1433	.394	170-504	.337	309-418	.739	314	644	958	43.5	380	279	381	86	174	1609	73.1	

Opponents Averages

Games Played	Points/game	FG Pct	3FG Pct	FT Pct	Rebounds/game	Assists/game	Turnovers/game	Assist/Turnover ratio	Steals/game	Blocks/game
22	73.9	40.4	32.7	65.9	40.0	15.0	15.0	1.0	7.9	3.5



Team Ranking Summary

Statistic	National Rank	Conference Rank	Value	National Leader	Value	Conference Leader	Value
Assist/Turnover Ratio (359 ranked)	225	14	0.73	UConn	1.86	Texas	1.66
Assists Per Game (359 ranked)	211	14	12.7	UConn	24.4	Oklahoma	21.1
Bench Points Per Game (359 ranked)	14	3	28.3	LSU	41.7	LSU	41.7
Blocks Per Game (359 ranked)	75	12	3.9	Virginia	7.8	Kentucky	7.3
Field Goal Percentage (359 ranked)	226	15	39.4	UConn	52.7	LSU	52.1
Field Goal Percentage Defense (359 ranked)	216	14	40.4	Oklahoma	32.4	Oklahoma	32.4
Fouls Per Game (359 ranked)	198	12	17.3	Dartmouth	10.3	South Carolina	13.1
Free Throw Attempts Per Game (359 ranked)	92	9	19.00	FIU	26.84	LSU	25.05
Free Throw Percentage (359 ranked)	84	4	73.9	Illinois	83.0	Missouri	79.6
Free Throws Made Per Game (359 ranked)	63	10	14.05	Murray St.	21.10	LSU	18.55
Rebound Margin (359 ranked)	110	11	3.5	LSU	19.5	LSU	19.5
Rebounds (Defensive) Per Game (359 ranked)	17	5	29.3	Oklahoma	34.0	Oklahoma	34.0
Rebounds (Offensive) Per Game (359 ranked)	50	7	14.3	LSU	18.6	LSU	18.6
Rebounds Per Game (359 ranked)	13	5	43.55	Troy	50.50	Oklahoma	50.00
Scoring Defense (359 ranked)	335	16	73.9	UConn	50.5	Texas	53.7
Scoring Margin (359 ranked)	223	15	-0.8	LSU	41.3	LSU	41.3
Scoring Offense (359 ranked)	73	13	73.1	LSU	98.7	LSU	98.7
Steals Per Game (359 ranked)	214	14	7.9	Cal St. Fullerton	17.1	LSU	13.2
Three Point Attempts Per Game (359 ranked)	81	6	22.9	Arkansas St.	34.1	Tennessee	31.3
Three Point Percentage (359 ranked)	71	7	33.7	Gonzaga	39.8	South Carolina	37.6
Three Point Percentage Defense (359 ranked)	304	15	32.7	Baylor	22.7	Oklahoma	26.6
Three Pointers Per Game (359 ranked)	56	6	7.7	Fairfield	12.1	Vanderbilt	9.6
Turnover Margin (359 ranked)	284	15	-2.32	McNeese	13.19	Texas	12.77
Turnovers Forced Per Game (359 ranked)	267	14	15.00	Cal St. Fullerton	28.35	Texas	24.00
Turnovers Per Game (359 ranked)	226	15	17.3	Vermont	10.4	Texas	11.2
Winning Percentage (356 ranked)	195	15	50.0	UConn	100.0	South Carolina	91.3



Individual Ranking Summary

Statistic	Player	National Rank	Conference Rank	Value	National Leader	Value	Conference Leader	Value
Assist/Turnover Ratio (250 ranked)					Rori Harmon, Texas KK Arnold, UConn	4.75 4.75	Rori Harmon, Texas	4.75
Assists (144 ranked)					Tonie Morgan, Kentucky	189	Tonie Morgan, Kentucky	189
Assists Per Game (246 ranked)					Caroline Lau, Northwestern	8.8	Tonie Morgan, Kentucky	8.6
Blocks (134 ranked)	Ashlynn Chlarson	134	13	24	Julia Dalan, Portland	65	Madison Francis, Mississippi St.	64
Blocks Per Game (246 ranked)	Ashlynn Chlarson Jenna Lawrence	176 200	14 17	1.09 1.05	Julia Dalan, Portland	3.42	Madison Francis, Mississippi St.	2.91
Double Doubles (43 ranked)					Raegan Beers, Oklahoma Sharnecce Currie-Jelks, Murray St. Avery Koenen, North Dakota St.	15 15 15	Raegan Beers, Oklahoma	15
Field Goal Attempts (149 ranked)					Mikayla Blakes, Vanderbilt	421	Mikayla Blakes, Vanderbilt	421
Field Goal Percentage (250 ranked)	Taleyah Jones	160	19	44.8	Gracie Merkle, Penn St.	74.2	Raegan Beers, Oklahoma	59.8
Field Goals (149 ranked)	Taleyah Jones	149	17	113	Audi Crooks, Iowa St.	229	Mikayla Blakes, Vanderbilt	189
Free Throw Attempts (142 ranked)					S'Mya Nichols, Kansas	175	Mikayla Blakes, Vanderbilt	143
Free Throw Percentage (244 ranked)	Taleyah Jones	83	4	83.5	Maddie Heiss, Wofford	94.9	Aaliyah Chavez, Oklahoma	89.1
Free Throws (143 ranked)	Taleyah Jones	117	13	71	S'Mya Nichols, Kansas	144	Mikayla Blakes, Vanderbilt	119
Minutes Per Game (150 ranked)	Taleyah Jones	106	4	33.60	Meri Kanerva, Xavier	38.00	Liv McGill, Florida	36.61
Points (199 ranked)	Taleyah Jones	93	12	335	Audi Crooks, Iowa St.	559	Mikayla Blakes, Vanderbilt	547
Points Per Game (250 ranked)	Taleyah Jones	79	9	16.8	Audi Crooks, Iowa St.	26.6	Mikayla Blakes, Vanderbilt	24.9
Rebounds (149 ranked)	Bonnie Deas	30	5	199	Megan Nestor, North Texas	279	Favour Nwaedozi, Mississippi St.	232
Rebounds (Defensive) Per Game (30 ranked)					Kourtney Grossman, Eastern Wash.	10.0	Clara Strack, Kentucky	7.5
Rebounds (Offensive) Per Game (29 ranked)					Megan Nestor, North Texas	5.3	Favour Nwaedozi, Mississippi St.	4.1
Rebounds Per Game (250 ranked)	Bonnie Deas	44	6	9.0	Megan Nestor, North Texas	13.3	Raegan Beers, Oklahoma	10.7
Steals (149 ranked)					Hannah Hidalgo, Notre Dame	119	MiLaysia Fulwiley, LSU	73
Steals Per Game (249 ranked)					Hannah Hidalgo, Notre Dame	5.67	Ny'Ceara Pryor, Texas A&M	3.71
Three Point Attempts (147 ranked)					Briana Rivera, Samford	208	Aaliyah Chavez, Oklahoma	178
Three Point Percentage (183 ranked)					Elle Evans, Kansas	49.0	Tessa Johnson, South Carolina	46.0
Three Pointers (146 ranked)					Briana Rivera, Samford	73	Justine Pissott, Vanderbilt	65
Three Pointers Per Game (247 ranked)	Taleyah Jones	214	15	1.90	Lydia Melashenko, Merrimack	3.30	Aaliyah Chavez, Oklahoma	3.00
Triple Doubles (2 ranked)					Olivia Miles, TCU	4	Madison Booker, Texas	1



1

Maria Anais Rodriguez

Forward | Sophomore | 6-1

Barcelona, Spain

Segle XXI | Oklahoma State



- Notable
- Made her Arkansas debut on Nov. 4 against Louisiana Tech and scored 6 points (3-6 FG) with 2 rebounds
 - Matched her game one total against UAPB on Nov. 7
 - Scored a then career-high 13 points on a career-high 2 three pointers against UCA on Nov. 10 and nearly matched her rebounding high with 4 boards
 - Led the Hogs and tied her career high with nine rebounds in an overtime win against Central Arkansas on Nov. 10
 - One of five Razorbacks to finish in double figures against Kansas City on Dec. 17 and scored a career high 14 points
 - Missed games against Tennessee and Missouri due to injury
 - Signed with Arkansas on April 30, 2025
 - Has represented her home country in FIBA events, including FIBA U-18 (silver) and U-19 (bronze) Women's EuroBasket competitions

Game-By-Game Stats

Opponent	Date	GS	MIN	Total		3-Pointers		Free throws		Rebounds				PF	A	TO	BLK	STL	PTS	AVG	
				FG-FGA	PCT	3FG-3FGA	PCT	FT-FTA	PCT	OFF	DEF	TOT	AVG								
Louisiana Tech	11/04/2025	*	19:15	3-6	.500	0-0	.000	0-0	.000	1	1	2	2.0	3	0	2	2	1	6	6.0	
Ark.-Pine Bluff	11/07/2025	*	14:45	3-8	.375	0-1	.000	0-0	.000	1	2	3	2.5	0	0	0	1	3	6	6.0	
Central Ark.	11/10/2025	*	17:57	5-10	.500	2-4	.500	1-2	.500	1	3	4	3.0	1	1	0	0	0	13	8.3	
Southeastern La.	11/13/2025	*	22:26	4-10	.400	0-1	.000	2-2	1.000	4	5	9	4.5	2	0	0	0	1	10	8.8	
at Texas Tech	11/16/2025	*	08:19	1-5	.200	0-0	.000	0-0	.000	3	0	3	4.2	2	0	2	0	0	2	7.4	
Little Rock	11/20/2025	*	13:19	0-6	.000	0-1	.000	0-0	.000	2	6	8	4.8	1	0	2	1	2	0	6.2	
vs Drake	11/25/2025		19:52	5-9	.556	0-1	.000	0-0	.000	3	1	4	4.7	0	2	2	0	3	10	6.7	
vs Southern Ill.	11/26/2025		19:06	0-1	.000	0-0	.000	0-0	.000	0	1	1	4.3	3	6	1	0	2	0	5.9	
Harvard	11/30/2025		16:27	0-2	.000	0-1	.000	0-0	.000	0	2	2	4.0	4	0	1	1	1	0	5.2	
Jackson St.	12/07/2025		12:42	0-4	.000	0-1	.000	0-0	.000	1	1	2	3.8	0	2	0	0	1	0	4.7	
at Missouri St.	12/13/2025		19:42	5-7	.714	0-1	.000	0-0	.000	3	2	5	3.9	3	0	2	0	1	10	5.2	
Kansas City	12/17/2025		23:25	7-16	.438	0-0	.000	0-0	.000	3	2	5	4.0	2	2	1	1	0	14	5.9	
SFA	12/20/2025		23:03	4-8	.500	0-0	.000	1-2	.500	3	6	9	4.4	3	2	1	0	3	9	6.2	
Arkansas St.	12/28/2025		07:53	0-1	.000	0-0	.000	0-0	.000	0	0	0	4.1	0	1	0	0	0	0	5.7	
Vanderbilt	01/01/2026		22:15	3-7	.429	0-1	.000	0-0	.000	0	1	1	3.9	2	0	1	0	1	6	5.7	
at Alabama	01/04/2026		12:22	2-5	.400	1-4	.250	0-0	.000	0	2	2	3.8	1	0	3	0	2	5	5.7	
South Carolina	01/08/2026		14:06	2-4	.500	1-1	1.000	0-0	.000	1	2	3	3.7	1	0	1	0	0	5	5.6	
Georgia	01/22/2026		03:40	0-0	.000	0-0	.000	0-0	.000	0	0	0	3.5	1	0	1	0	0	0	5.3	
at LSU	01/29/2026		16:57	5-7	.714	0-0	.000	1-1	1.000	0	0	0	3.3	4	0	1	0	2	11	5.6	
Totals			6	307:30	49-116	.422	4-17	.235	5-7	.714	26	37	63	3.3	33	16	21	6	23	107	5.6

Player Averages

Games Played	Minutes/ game	Points/ game	FG Pct	3FG Pct	FT Pct	Rebounds/ game	Assists/ game	Turnovers/ game	Assist/Turnover ratio	Steals/ game	Blocks/ game
19	16.2	5.6	42.2	23.5	71.4	3.3	0.8	1.1	0.8	1.2	0.3

Personal Bests	Career Honors
POINTS	
Season: 14 vs. UMKC (12/17/25)	
Career: 14 vs. UMKC (12/17/25)	
SEC: 11 at LSU (1/29/26)	
FG MADE	
Season: 7 vs. UMKC (12/17/25)	
Career: 7 vs. UMKC (12/17/25)	
SEC: 5 at LSU (1/29/26)	
FG ATTEMPTED	
Season: 16 vs. UMKC (12/17/25)	
Career: 16 vs. UMKC (12/17/25)	
SEC: 7 2 times	
3-PT MADE	
Season: 2 vs. UCA (11/10/25)	
Career: 2 vs. UCA (11/10/25)	
SEC: 1 2 times	
3-PT ATTEMPTED	
Season: 4 2 times	
Career: 4 2 times	
SEC: 4 at Alabama (1/4/26)	
FT MADE	
Season: 2 vs. Southeastern (11/13/25)	
Career: 2 vs. Southeastern (11/13/25)	
SEC: 1 at LSU (1/29/26)	
FT ATTEMPTED	
Season: 2 3 times	
Career: 2 3 times	
SEC: 1 at LSU (1/29/26)	
REBOUNDS	
Season: 9 2 times	
Career: 9 2 times	
SEC: 3 vs. South Carolina (1/8/26)	
ASSISTS	
Season: 6 vs. Southern Ill. (11/26/25)	
Career: 6 vs. Southern Ill. (11/26/25)	
SEC:	
STEALS	
Season: 3 3 times	
Career: 3 3 times	
SEC: 2 2 times	
BLOCKED SHOTS	
Season: 2 vs. Louisiana Tech (11/4/25)	
Career: 2 vs. Louisiana Tech (11/4/25)	
SEC:	
MINUTES	
Season: 23 vs. UMKC (12/17/25)	
Career: 23 vs. UMKC (12/17/25)	
SEC: 22 vs. Vanderbilt (1/1/26)	

Career Stats																						
				Field Goals		3-Point		F-Throws		Rebounds				Scoring								
SEASON	TEAM	GP-GS	MIN/AVG	FG-FGA	FG%	3FG-3FGA	3FG%	FT-FTA	FT%	OFF	DEF	TOT	AVG	PF-FO	A	TO	BLK	STL	PTS	AVG		
2024-25	OSU	10-0	37/3.7	6-10	.600	1-1	1.000	1-2	.500	3	7	10	1.0	5-0	1	5	1	4	14	1.4		
2025-26	AR	19-6	307/16.2	49-116	.422	4-17	.235	5-7	.714	26	37	63	3.3	33-0	16	21	6	23	107	5.6		
TOTAL FOR AR		19-6	307/16.2	49-116	.422	4-17	.235	5-7	.714	26	37	63	3.3	33-0	16	21	6	23	107	5.6		
TOTAL		29-6	344/11.9	55-126	.437	5-18	.278	6-9	.667	29	44	73	2.5	38-0	17	26	7	27	121	4.2		

Career Notables/Most Recent	
DOUBLE-DOUBLES	20+ POINT GAMES
Season:	Season:
Career:	Career:
SEC:	SEC:
10+ POINT GAMES	10+ REBOUND GAMES
Season: 6 (LSU - 1/29/26)	Season:
Career: 6 (LSU - 1/29/26)	Career:
SEC: 1 (LSU - 1/29/26)	SEC:



3

Harmonie Ware

Guard | Freshman | 5-10
Cleveland, Tennessee
Bradley Central HS



Notable

- Scored 10+ points in each of her first three collegiate games
- Scored 11 and had 4 assists in her debut on Nov. 4 against Louisiana Tech
- Scored the second most for Arkansas with 16 against UAPB on Nov. 7
- Totaled 14 points in the Hogs' overtime win over UCA on Nov. 10, 6 of those came in overtime.
- Led Arkansas in scoring in two straight games: at SMU (14 points) and against Jackson State (24).
- Against Jackson State, her first collegiate start, Ware was 9-9 from the field. It is the most points without a miss in program history and she was the first Razorback since 2007 to shoot 100% with at least nine attempts.

Game-By-Game Stats

Opponent	Date	GS	MIN	Total		3-Pointers		Free throws		Rebounds				PF	A	TO	BLK	STL	PTS	AVG
				FG-FGA	PCT	3FG-3FGA	PCT	FT-FTA	PCT	OFF	DEF	TOT	AVG							
Louisiana Tech	11/04/2025		17:15	4-8	.500	1-4	.250	2-4	.500	0	1	1	1.0	4	4	3	0	1	11	11.0
Ark.-Pine Bluff	11/07/2025		20:09	6-9	.667	3-5	.600	1-2	.500	0	4	4	2.5	1	1	3	0	1	16	13.5
Central Ark.	11/10/2025		26:19	3-8	.375	1-4	.250	7-7	1.000	0	3	3	2.7	1	2	2	1	0	14	13.7
Southeastern La.	11/13/2025		20:38	2-5	.400	0-1	.000	0-0	.000	1	0	1	2.3	4	1	2	0	0	4	11.3
at Texas Tech	11/16/2025		16:26	3-8	.375	0-2	.000	2-2	1.000	0	1	1	2.0	0	0	1	0	0	8	10.6
Little Rock	11/20/2025		13:27	1-8	.125	0-3	.000	1-2	.500	1	0	1	1.8	1	1	1	0	1	3	9.3
vs Drake	11/25/2025		11:57	2-3	.667	0-1	.000	1-2	.500	0	1	1	1.7	0	0	1	0	0	5	8.7
vs Southern Ill.	11/26/2025		20:43	2-8	.250	1-5	.200	0-0	.000	1	1	2	1.8	4	2	3	0	0	5	8.3
Harvard	11/30/2025		10:15	2-4	.500	1-2	.500	2-2	1.000	1	0	1	1.7	0	0	2	0	0	7	8.1
at SMU	12/04/2025		24:34	6-12	.500	1-4	.250	1-2	.500	2	3	5	2.0	2	1	4	0	1	14	8.7
Jackson St.	12/07/2025	*	29:52	9-9	1.000	4-4	1.000	2-2	1.000	0	1	1	1.9	1	3	2	0	1	24	10.1
at Missouri St.	12/13/2025	*	13:33	0-7	.000	0-2	.000	3-4	.750	2	2	4	2.1	4	2	3	0	1	3	9.5
Kansas City	12/17/2025	*	20:09	1-5	.200	0-3	.000	5-6	.833	0	0	0	1.9	1	3	5	0	1	7	9.3
SFA	12/20/2025		24:34	3-9	.333	0-1	.000	4-5	.800	1	2	3	2.0	2	4	1	0	0	10	9.4
Arkansas St.	12/28/2025		23:06	5-10	.500	1-2	.500	4-4	1.000	0	4	4	2.1	0	1	1	0	1	15	9.7
Vanderbilt	01/01/2026		14:05	1-3	.333	0-0	.000	0-0	.000	1	0	1	2.1	0	0	3	0	0	2	9.3
at Alabama	01/04/2026		29:07	3-11	.273	0-2	.000	2-4	.500	2	4	6	2.3	3	2	2	1	0	8	9.2
South Carolina	01/08/2026		22:18	3-9	.333	0-2	.000	2-2	1.000	1	4	5	2.4	3	2	2	0	2	8	9.1
at Tennessee	01/11/2026		25:03	2-9	.222	1-3	.333	2-2	1.000	1	5	6	2.6	3	0	3	0	1	7	9.0
at Missouri	01/15/2026		18:43	3-6	.500	1-2	.500	1-2	.500	1	3	4	2.7	1	0	3	0	0	8	9.0
Georgia	01/22/2026		18:48	1-7	.143	1-3	.333	2-2	1.000	1	0	1	2.6	0	0	0	0	2	5	8.8
at LSU	01/29/2026		08:49	0-0	.000	0-0	.000	0-0	.000	0	0	0	2.5	1	0	1	0	1	0	8.4
Totals		3	429:51	62-158	.392	16-55	.291	44-56	.786	16	39	55	2.5	36	29	48	2	14	184	8.4

Player Averages

Games Played	Minutes/game	Points/game	FG Pct	3FG Pct	FT Pct	Rebounds/game	Assists/game	Turnovers/game	Assist/Turnover ratio	Steals/game	Blocks/game
22	19.5	8.4	39.2	29.1	78.6	2.5	1.3	2.2	0.6	0.6	0.1

Career Stats

				Field Goals		3-Point		F-Throws		Rebounds										Scoring	
SEASON	TEAM	GP-GS	MIN/AVG	FG-FGA	FG%	3FG-3FGA	3FG%	FT-FTA	FT%	OFF	DEF	TOT	AVG	PF-FO	A	TO	BLK	STL	PTS	AVG	
2025-26	AR	22-3	430/19.5	62-158	.392	16-55	.291	44-56	.786	16	39	55	2.5	36-0	29	48	2	14	184	8.4	
TOTAL		22-3	430/19.5	62-158	.392	16-55	.291	44-56	.786	16	39	55	2.5	36-0	29	48	2	14	184	8.4	

Personal Bests

POINTS

Season: 24 vs. Jackson St. (12/7/25)
Career: 24 vs. Jackson St. (12/7/25)
SEC: 8 3 times

FG MADE

Season: 9 vs. Jackson St. (12/7/25)
Career: 9 vs. Jackson St. (12/7/25)
SEC: 3 at Alabama (1/4/26)

FG ATTEMPTED

Season: 12 at SMU (12/4/25)
Career: 12 at SMU (12/4/25)
SEC: 11 at Alabama (1/4/26)

3-PT MADE

Season: 4 vs. Jackson St. (12/7/25)
Career: 4 vs. Jackson St. (12/7/25)
SEC: 1 3 times

3-PT ATTEMPTED

Season: 5 2 times
Career: 5 2 times
SEC: 3 2 times

FT MADE

Season: 7 vs. UCA (11/10/25)
Career: 7 vs. UCA (11/10/25)
SEC: 2 4 times

FT ATTEMPTED

Season: 7 vs. UCA (11/10/25)
Career: 7 vs. UCA (11/10/25)
SEC: 4 at Alabama (1/4/26)

REBOUNDS

Season: 6 2 times
Career: 6 2 times
SEC: 6 2 times

ASSISTS

Season: 4 2 times
Career: 4 2 times
SEC: 2 2 times

STEALS

Season: 2 2 times
Career: 2 2 times
SEC: 2 2 times

BLOCKED SHOTS

Season: 1 2 times
Career: 1 2 times
SEC: 1 at Alabama (1/4/26)

MINUTES

Season: 30 vs. Jackson St. (12/7/25)
Career: 30 vs. Jackson St. (12/7/25)
SEC: 29 at Alabama (1/4/26)

Career Notables

DOUBLE-DOUBLES

Season:
Career:
SEC:

20+ POINT GAMES

Season: 1 (Jackson St. - 12/7/25)
Career: 1 (Jackson St. - 12/7/25)
SEC:

10+ POINT GAMES

Season: 7 (Arkansas St. - 12/28/25)
Career: 7 (Arkansas St. - 12/28/25)
SEC:

10+ REBOUND GAMES

Season:
Career:
SEC:



7

Cristina Sanchez Cerqueira

Forward | Junior | 6-1

Granada, Spain

Segle XXI

- Notable
- Turned in a season-high 17 minutes and 7 points against UAPB on Nov. 7
 - Has three seven-point games this season: UAPB (11/7), Southeastern (11/13) and Little Rock (11/20)
 - Made first collegiate start on Jan. 23, 2025 at Vanderbilt where she grabbed eight rebounds
 - Had two 10-rebound games in her sophomore season: vs. Central Arkansas and vs. Georgia in the SEC Tournament
 - Helped Spain to a gold medal at the FIBA U-20 Women's EuroBasket competition in June

Game-By-Game Stats

Opponent	Date	GS	MIN	Total		3-Pointers		Free throws		Rebounds				PF	A	TO	BLK	STL	PTS	AVG
				FG-FGA	PCT	3FG-3FGA	PCT	FT-FTA	PCT	OFF	DEF	TOT	AVG							
Louisiana Tech	11/04/2025		07:27	0-1	.000	0-0	.000	0-0	.000	0	3	3	3.0	1	1	1	0	0	0	0.0
Ark.-Pine Bluff	11/07/2025		16:34	3-6	.500	1-1	1.000	0-2	.000	0	3	3	3.0	3	0	2	1	1	7	3.5
Central Ark.	11/10/2025		09:05	1-3	.333	0-0	.000	0-1	.000	0	1	1	2.3	1	0	0	0	0	2	3.0
Southeastern La.	11/13/2025		08:46	2-2	1.000	1-1	1.000	2-2	1.000	0	2	2	2.3	1	0	3	0	0	7	4.0
at Texas Tech	11/16/2025		08:15	1-1	1.000	0-0	.000	0-0	.000	0	2	2	2.2	2	2	1	0	1	2	3.6
Little Rock	11/20/2025		10:31	3-3	1.000	0-0	.000	1-3	.333	0	4	4	2.5	1	1	0	0	2	7	4.2
vs Southern Ill.	11/26/2025		12:03	0-0	.000	0-0	.000	2-4	.500	1	2	3	2.6	1	1	0	0	0	2	3.9
Harvard	11/30/2025		03:24	0-1	.000	0-0	.000	0-0	.000	0	1	1	2.4	1	0	0	0	0	0	3.4
at SMU	12/04/2025		00:40	0-1	.000	0-0	.000	0-0	.000	0	0	0	2.1	0	0	0	0	0	0	3.0
Jackson St.	12/07/2025		00:54	0-0	.000	0-0	.000	0-0	.000	0	0	0	1.9	1	0	0	0	0	0	2.7
Vanderbilt	01/01/2026		03:22	0-0	.000	0-0	.000	0-0	.000	0	0	0	1.7	0	0	0	0	0	0	2.5
at Alabama	01/04/2026		03:37	0-1	.000	0-0	.000	0-0	.000	0	0	0	1.6	0	0	1	0	0	0	2.3
South Carolina	01/08/2026		05:25	0-1	.000	0-0	.000	0-0	.000	0	0	0	1.5	3	0	1	0	0	0	2.1
at Missouri	01/15/2026		03:46	0-1	.000	0-0	.000	0-0	.000	1	0	1	1.4	1	0	0	0	0	0	1.9
Georgia	01/22/2026		03:00	0-1	.000	0-0	.000	0-0	.000	0	0	0	1.3	1	0	0	0	0	0	1.8
Totals		0	96:49	10-22	.455	2-2	1.000	5-12	.417	2	18	20	1.3	17	5	9	1	4	27	1.8

Player Averages

Games Played	Minutes/ game	Points/ game	FG Pct	3FG Pct	FT Pct	Rebounds/ game	Assists/ game	Turnovers/ game	Assist/Turnover ratio	Steals/ game	Blocks/ game
15	6.5	1.8	45.5	100.0	41.7	1.3	0.3	0.6	0.6	0.3	0.1

Career Stats

		Field Goals					3-Point		F-Throws		Rebounds				Scoring							
SEASON	TEAM	GP-GS	MIN	AVG	FG-FGA	FG%	3FG-3FGA	3FG%	FT-FTA	FT%	OFF	DEF	TOT	AVG	PF-FO	A	TO	BLK	STL	PTS	AVG	
2023-24	AR	20-0		90/4.5	5-22	.227	0-4	.000	1-2	.500	6	14	20	1.0	15-0	2	6	3	0	11	0.6	
2024-25	AR	30-12	496	16.5	23-81	.284	8-34	.235	17-34	.500	23	107	130	4.3	44-14	14	43	7	13	71	2.4	
2025-26	AR	15-0		97/6.5	10-22	.455	2-2	1.000	5-12	.417	2	18	20	1.3	17-0	5	9	1	4	27	1.8	
TOTAL		65-12	683	10.5	38-125	.304	10-40	.250	23-48	.479	31	139	170	2.6	76-1	21	58	11	17	109	1.7	

Personal Bests

Career Honors

POINTS

Season: 7 3 times

Career: 9 vs. Florida (2/3/25)

SEC: 9 vs. Florida (2/3/25)

FG MADE

Season: 3 2 times

Career: 4 vs. Florida (2/3/25)

SEC: 4 vs. Florida (2/3/25)

FG ATTEMPTED

Season: 6 vs. UAPB (11/7/25)

Career: 8 2 times

SEC: 8 vs. Florida (2/3/25)

3-PT MADE

Season: 1 2 times

Career: 2 at Texas A&M (3/2/25)

SEC: 2 at Texas A&M (3/2/25)

3-PT ATTEMPTED

Season: 1 2 times

Career: 4 2 times

SEC: 4 2 times

FT MADE

Season: 2 2 times

Career: 3 vs. Georgia (3/2/25)

SEC: 2 4 times

FT ATTEMPTED

Season: 4 vs. Southern Ill. (11/25/25)

Career: 5 vs. Georgia (3/2/25)

SEC: 4 vs. Missouri (2/27/25)

REBOUNDS

Season: 4 vs. Little Rock (11/20/25)

Career: 10 2 times

SEC: 8 at Vanderbilt (1/23/25)

ASSISTS

Season: 2 at Texas Tech (11/16/25)

Career: 2 5 times

SEC: 2 3 times

STEALS

Season: 2 vs. Little Rock (11/20/25)

Career: 2 4 times

SEC: 2 2 times

BLOCKED SHOTS

Season: 1 vs. UAPB (11/7/25)

Career: 2 2 times

SEC: 2 at South Carolina (2/20/25)

MINUTES

Season: 17 vs. UAPB (11/7/25)

Career: 37 vs. Georgia (3/5/25)

SEC: 35 at Texas A&M (3/2/25)

Career Notables (Most Recent)

DOUBLE-DOUBLES

Season:

Career:

SEC:

20+ POINT GAMES

Season:

Career:

SEC:

10+ POINT GAMES

Season:

Career:

SEC:

10+ REBOUND GAMES

Season:

Career: 2 (vs. Georgia - 3/5/25)

SEC:



10

Taleyah Jones

Guard | Senior | 5-10

Broken Arrow, Oklahoma

Broken Arrow HS | Oral Roberts



- Notable
- Followed Coach Musick to Arkansas from Oral Roberts.
 - Chose Arkansas over Kansas State and Arizona State, among others and wanted to stay close to the Tulsa area.
 - Scored 20 points and grabbed a career-high 12 rebounds in her Razorback debut against Louisiana Tech on Nov. 4.
 - Picked up her second game in double figures with 13 points against UAPB on Nov. 7 and was perfect from the line with six free throws.
 - Has led Arkansas in scoring in 12 games this season, including six straight from Nov. 13-Nov. 30.
 - Was on a 12-game streak of scoring in double figures that lasted from Nov. 13-Jan. 1.
 - Her 16.8 ppg rank in the top 10 in the SEC and No. 79 nationally.
 - Missed games against Jackson State and Missouri State due to concussion.
 - At ORU, Jones ranked third in the Summit League in scoring in 2024-25 with 18.1 ppg and powered Musick's offense that finished in the top 10 nationally in scoring with 82.9 ppg. Jones ranked in the top 10 in the Summit in several categories: No. 2 in points (597), No. 3 in points per game (18.1), No. 6 in free throws (108), No. 4 in FT% (.837), No. 5 in field goals (215), No. 4 in field goal attempts (503), No 7 in FG% (.427), No. 5 in threes per game (1.79) and No. 2 in three point attempts (204).

Game-By-Game Stats

Opponent	Date	GS	MIN	Total		3-Pointers		Free throws		Rebounds				PF	A	TO	BLK	STL	PTS	AVG	
				FG-FGA	PCT	3FG-3FGA	PCT	FT-FTA	PCT	OFF	DEF	TOT	AVG								
Louisiana Tech	11/04/2025	*	38:03	5-13	.385	1-2	.500	9-11	.818	4	8	12	12.0	1	6	0	1	1	20	20.0	
Ark.-Pine Bluff	11/07/2025	*	30:19	3-9	.333	1-6	.167	6-6	1.000	2	4	6	9.0	0	3	4	1	3	13	16.5	
Central Ark.	11/10/2025	*	41:25	1-12	.083	0-3	.000	4-6	.667	2	4	6	8.0	1	3	2	0	1	6	13.0	
Southeastern La.	11/13/2025	*	35:38	8-18	.444	3-6	.500	2-2	1.000	2	4	6	7.5	0	3	1	1	1	21	15.0	
at Texas Tech	11/16/2025	*	35:57	7-17	.412	2-6	.333	4-4	1.000	2	3	5	7.0	1	2	4	0	1	20	16.0	
Little Rock	11/20/2025	*	28:13	8-11	.727	3-4	.750	0-0	0.000	2	5	7	7.0	0	2	4	0	0	19	16.5	
vs Drake	11/25/2025	*	40:00	5-13	.385	1-3	.333	4-5	.800	1	1	2	6.3	2	0	1	0	2	15	16.3	
vs Southern Ill.	11/26/2025	*	38:48	7-14	.500	4-8	.500	5-6	.833	2	1	3	5.9	1	3	2	1	1	23	17.1	
Harvard	11/30/2025	*	40:00	6-12	.500	1-4	.250	6-8	.750	3	1	4	5.7	4	2	7	2	2	19	17.3	
at SMU	12/04/2025	*	37:14	5-15	.333	1-4	.250	0-0	.000	3	2	5	5.6	2	0	5	0	0	11	16.7	
Kansas City	12/17/2025	*	25:06	9-13	.692	2-4	.500	4-4	1.000	0	0	0	5.1	0	2	1	0	4	24	17.4	
SFA	12/20/2025	*	24:07	5-13	.385	1-4	.250	5-6	.833	3	1	4	5.0	4	2	0	0	2	16	17.3	
Arkansas St.	12/28/2025	*	36:04	6-11	.545	2-4	.500	4-6	.667	4	1	5	5.0	1	3	5	2	0	18	17.3	
Vanderbilt	01/01/2026	*	35:40	8-13	.615	5-8	.625	3-4	.750	1	0	1	4.7	0	2	3	0	2	24	17.8	
at Alabama	01/04/2026	*	30:53	4-7	.571	0-2	.000	1-2	.500	0	1	1	4.5	1	2	0	1	1	9	17.2	
South Carolina	01/08/2026	*	23:55	3-9	.333	1-4	.250	6-6	1.000	1	3	4	4.4	1	2	1	0	0	13	16.9	
at Tennessee	01/11/2026	*	29:56	2-9	.222	0-3	.000	1-2	.500	3	2	5	4.5	2	3	2	0	1	5	16.2	
at Missouri	01/15/2026	*	34:30	8-16	.500	3-9	.333	3-3	1.000	4	2	6	4.6	1	4	5	1	2	22	16.6	
Georgia	01/22/2026	*	27:22	5-7	.714	2-3	.667	2-2	1.000	0	3	3	4.5	0	1	3	0	0	14	16.4	
at LSU	01/29/2026	*	38:54	8-20	.400	5-11	.455	2-2	1.000	2	3	5	4.5	0	3	6	1	1	23	16.8	
Totals			19	672:04	113-252	.448	38-98	.388	71-85	.835	41	49	90	4.5	22	48	56	11	25	335	16.8

Player Averages											
Games Played	Minutes/ game	Points/ game	FG Pct	3FG Pct	FT Pct	Rebounds/ game	Assists/ game	Turnovers/ game	Assist/Turnover ratio	Steals/ game	Blocks/ game
20	33.6	16.8	44.8	38.8	83.5	4.5	2.4	2.8	0.9	1.3	0.6

Career Stats

SEASON	TEAM	GP-GS	MIN/AVG	Field Goals		3-Point		F-Throws		Rebounds				Scoring						
				FG-FGA	FG%	3FG-3FGA	3FG%	FT-FTA	FT%	OFF	DEF	TOT	AVG	PF-FO	A	TO	BLK	STL	PTS	AVG
2022-23	UTA	31-14	775/25.0	92-219	.420	21-70	.300	65-82	.793	27	34	61	2.0	45-0	37	45	7	24	270	8.7
2023-24	ORU	32-32	1067/33.4	203-461	.440	42-139	.302	111-132	.841	51	50	101	3.2	62-1	52	64	3	54	559	17.5
2024-25	ORU	33-33	1094/33.2	215-503	.427	59-204	.289	108-129	.837	42	80	122	3.7	49-0	52	64	5	38	597	18.1
2025-26	AR	20-19	672/33.6	113-252	.448	38-98	.388	71-85	.835	41	49	90	4.5	22-0	48	56	11	25	335	16.8
TOTAL FOR AR		20-19	672/33.6	113-252	.448	38-98	.388	71-85	.835	41	49	90	4.5	22-0	48	56	11	25	335	16.8
TOTAL		116-98	3609/31.1	623-1435	.434	160-511	.313	355-428	.829	161	213	374	3.2	178-1	189	229	26	141	1761	15.2

Personal Bests

POINTS

Season: 24 2 times

Career: 37 at South Dakota (1/11/24)

SEC: 24 vs. Vanderbilt (1/1/26)

FG MADE

Season: 9 vs. UMKC (12/17/25)

Career: 12 2 times

SEC: 8 3 times

FG ATTEMPTED

Season: 20 at LSU (1/29/26)

Career: 24 at N. Arizona (12/4/24)

SEC: 20 at LSU (1/29/26)

3-PT MADE

Season: 5 at LSU (1/29/26)

Career: 5 3 times

SEC: 5 at LSU (1/29/26)

3-PT ATTEMPTED

Season: 11 at LSU (1/29/26)

Career: 13 at North Dakota (1/9/25)

SEC: 11 at LSU (1/29/26)

FT MADE

Season: 9 vs. Louisiana Tech (11/4/25)

Career: 10 vs. A&M Texarkana (12/11/22)

SEC: 6 vs. South Carolina (1/8/26)

FT ATTEMPTED

Season: 11 vs. Louisiana Tech (11/4/25)

Career: 13 vs. Omaha (2/22/24)

SEC: 6 vs. South Carolina (1/8/26)

Career Honors

2024-25 (ORU)

• All-Summit League First Team

• NCAA Starter of the Week

• 2x Summit League Performer of the Week

2023-24 (ORU)

• All-Summit League Second Team

• All-Summit League Newcomer Team

• Summit League Newcomer of the Year

2022-23 (UTA)

• WAC Freshman of the Week

Career Notables/Most Recent

DOUBLE-DOUBLES

Season: 1 (Louisiana Tech - 11/4/25)

Career: 1 (Louisiana Tech - 11/4/25)

SEC: 1

20+ POINT GAMES

Season: 8 (LSU - 1/29/26)

Career: 38 (LSU - 1/29/26)

SEC: 2 (LSU - 1/29/26)

10+ POINT GAMES

Season: 16 (LSU - 1/29/26)

Career: 77 (LSU - 1/29/26)

SEC: 5 (LSU - 1/29/26)

10+ REBOUND GAMES

Season: 1 (Louisiana Tech - 11/4/25)

Career: 1 (Louisiana Tech - 11/4/25)

SEC: 1

11

Wyvette Mayberry

Guard | R-Senior | 5-7

Tulsa, Oklahoma

Booker T. Washington HS | Kansas

- Notable
- Musick's first signee at Arkansas
 - Missed the first four games of the season due to injury
 - Made her debut on Nov. 16 at Texas Tech and scored four points
 - Picked up her first start and scored in double figures for the first time on Nov. 25 against Drake in the Music City Classic
 - Mayberry is the daughter of Razorback legend and former NBA player Lee Mayberry and his wife, Maria. Like her father, Wyvette wears jersey No. 11
 - Started her career at Tulsa before transferring to Kansas in 2022. As a junior in her first season in Lawrence, Mayberry started in 31 of 34 games and helped lead the Jayhawks to their first WNIT championship in program history. Mayberry faced Arkansas in the quarterfinals and scored 10 points

Game-By-Game Stats

Opponent	Date	GS	MIN	Total		3-Pointers		Free throws		Rebounds				PF	A	TO	BLK	STL	PTS	AVG
				FG-FGA	PCT	3FG-3FGA	PCT	FT-FTA	PCT	OFF	DEF	TOT	AVG							
at Texas Tech	11/16/2025		11:38	2-4	.500	0-2	.000	0-0	.000	0	0	0	0.0	3	1	2	0	1	4	4.0
Little Rock	11/20/2025		16:45	2-4	.500	1-2	.500	2-2	1.000	0	1	1	0.5	1	4	0	0	0	7	5.5
vs Drake	11/25/2025	*	27:11	3-8	.375	2-7	.286	4-4	1.000	0	3	3	1.3	3	3	0	0	2	12	7.7
vs Southern Ill.	11/26/2025	*	16:28	2-3	.667	2-3	.667	2-2	1.000	0	3	3	1.8	2	0	1	0	0	8	7.8
Harvard	11/30/2025	*	26:27	0-5	.000	0-3	.000	1-2	.500	0	0	0	1.4	1	2	2	0	3	1	6.4
at SMU	12/04/2025	*	34:54	2-9	.222	1-4	.250	5-6	.833	1	4	5	2.0	2	5	3	0	1	10	7.0
Jackson St.	12/07/2025	*	22:33	3-6	.500	1-4	.250	0-0	.000	1	1	2	2.0	0	4	0	0	1	7	7.0
at Missouri St.	12/13/2025	*	26:59	2-8	.250	1-5	.200	0-0	.000	1	5	6	2.5	4	3	2	0	2	5	6.8
Kansas City	12/17/2025	*	27:21	5-10	.500	3-4	.750	0-0	.000	0	1	1	2.3	2	1	0	1	4	13	7.4
SFA	12/20/2025	*	26:55	1-9	.111	1-5	.200	2-2	1.000	1	2	3	2.4	0	1	3	0	0	5	7.2
Arkansas St.	12/28/2025	*	28:31	4-8	.500	1-3	.333	2-2	1.000	0	0	0	2.2	3	1	2	0	1	11	7.5
Vanderbilt	01/01/2026	*	25:20	3-11	.273	1-5	.200	1-2	.500	0	4	4	2.3	4	1	2	0	1	8	7.6
at Alabama	01/04/2026	*	20:51	1-7	.143	1-4	.250	0-0	.000	0	0	0	2.2	0	0	1	0	0	3	7.2
South Carolina	01/08/2026		18:31	1-4	.250	1-2	.500	0-0	.000	0	0	0	2.0	2	2	3	0	0	3	6.9
at Tennessee	01/11/2026	*	25:08	0-2	.000	0-1	.000	0-0	.000	1	1	2	2.0	1	2	5	0	2	0	6.5
at Missouri	01/15/2026	*	26:23	3-8	.375	2-6	.333	2-2	1.000	1	1	2	2.0	2	1	1	0	2	10	6.7
Georgia	01/22/2026	*	20:27	3-11	.273	2-4	.500	1-2	.500	0	3	3	2.1	2	1	4	0	0	9	6.8
at LSU	01/29/2026	*	15:57	0-3	.000	0-2	.000	0-0	.000	0	1	1	2.0	1	1	1	0	0	0	6.4
Totals		15	418:19	37-120	.308	20-66	.303	22-26	.846	6	30	36	2.0	33	33	32	1	20	116	6.4

Player Averages

Games Played	Minutes/game	Points/game	FG Pct	3FG Pct	FT Pct	Rebounds/game	Assists/game	Turnovers/game	Assist/Turnover ratio	Steals/game	Blocks/game
18	23.2	6.4	30.8	30.3	84.6	2.0	1.8	1.8	1.0	1.1	0.1

Personal Bests

Career Honors

POINTS

Season: 13 vs. UMKC (12/17/25)

Career: 26 vs. Kansas St. (1/29/23)

SEC: 10 at Missouri (1/15/26)

FG MADE

Season: 5 vs. Kansas City (12/17/25)

Career: 9 at USF (1/19/22)

SEC: 3 2 times

FG ATTEMPTED

Season: 11 2 times

Career: 22 vs. Wichita St. (3/2/21)

SEC: 11 vs. Georgia (1/22/26)

3-PT MADE

Season:

Career: 5 vs. Central Ark. (12/12/21)

SEC:

3-PT ATTEMPTED

Season: 2 4 times

Career: 10 vs. Wichita St. (3/2/21)

SEC: 2 2 times

FT MADE

Season: 5 at SMU (12/4/25)

Career: 9 2 times

SEC: 2 at Missouri (1/15/26)

FT ATTEMPTED

Season: 6 at SMU (12/4/25)

Career: 13 vs. Austin Peay (11/27/21)

SEC: 2 2 times

REBOUNDS

Season: 6 at Missouri St. (12/13/25)

Career: 8 at Oral Roberts (11/21/21)

SEC: 3 vs. Georgia (1/22/26)

ASSISTS

Season: 5 at SMU (12/4/25)

Career: 10 vs. Wichita St. (3/7/22)

SEC: 2 2 times

STEALS

Season: 4 vs. UMKC (12/17/25)

Career: 6 vs. Memphis (1/9/21)

SEC: 2 2 times

BLOCKED SHOTS

Season: 1 vs. UMKC (12/17/25)

Career: 2 2 times

SEC:

MINUTES

Season: 35 at SMU (12/4/25)

Career: 52 at Wyoming (3/20/22)

SEC: 26 at Missouri (1/15/26)

Career Notables (Most Recent)

DOUBLE-DOUBLES

Season:

Career: 1 (Wichita St. - 3/7/22)

SEC:

20+ POINT GAMES

Season:

Career: 16 (Oklahoma - 1/27/24)

SEC:

10+ POINT GAMES

Season: 5 (Missouri - 1/15/26)

Career: 87 5 (Missouri - 1/15/26)

SEC: 1 (Missouri - 1/15/26)

10+ REBOUND GAMES

Season:

Career:

SEC:

Career Stats

SEASON	TEAM	GP-GS	MIN/AVG	Field Goals		3-Point		F-Throws		Rebounds				Scoring			
				FG-FGA	FG%	3FG-3FGA	3FG%	FT-FTA	FT%	OFF	DEF	TOT	AVG	PF-FO	A	TO	BLK
2020-21	Tulsa	18-17	612/34.0	78-255	.306	26-109	.239	40-59	.678	9	54	63	3.5	38-0	56	58	6
2021-22	Tulsa	27-27	901/33.4	133-300	.443	43-100	.430	72-93	.774	26	82	108	4.0	55-0	78	49	6
2022-23	KU	34-31	1089/32.0	130-345	.377	35-125	.280	92-116	.793	15	83	98	2.9	75-1	102	90	10
2023-24	KU	32-32	997/31.2	109-289	.377	40-122	.328	52-69	.754	7	71	78	2.4	70-1	76	63	3
2024-25	KU	6-0	102/17.1	11-41	.268	4-20	.200	5-9	.556	2	11	13	2.2	7-0	7	4	0
2025-26	AR	18-15	418/23.2	37-120	.308	20-66	.303	22-26	.846	6	30	36	2.0	33-0	33	32	1
TOTAL FOR AR	18-15	418/23.2	37-120	.308	20-66	.303	22-26	.846	6	30	36	2.0	33-0	33	32	1	20
TOTAL	135-122	4120/30.5	498-1350	.369	168-542	.310	283-372	.761	65	331	396	2.9	278-2	352	296	26	164




15

Jada Bates

Guard | Sophomore | 6-3

Powder Springs, Georgia

McEachern HS



- Notable
- Made her Arkansas debut on Nov. 4, 2024 against Fairfield
 - Had 28 appearances off the bench in her freshman season and scored a season high 9 points at No. 5 UCLA on Nov. 17
 - Averaged around 12 minutes to start her sophomore season before back-to-back games in double figures against No. 3 South Carolina and at No. 20 Tennessee
 - Played a career-high 38 minutes and grabbed a career-high nine boards against the Lady Vols, her first collegiate start
 - Tasked with dunking the basketball to end Arkansas' pregame warmups

Game-By-Game Stats

Opponent	Date	GS	MIN	Total		3-Pointers		Free throws		Rebounds				PF	A	TO	BLK	STL	PTS	AVG
				FG-FGA	PCT	3FG-3FGA	PCT	FT-FTA	PCT	OFF	DEF	TOT	AVG							
Louisiana Tech	11/04/2025		12:26	1-1	1.000	0-0	.000	0-0	.000	1	2	3	3.0	1	0	2	1	0	2	2.0
Ark.-Pine Bluff	11/07/2025		13:16	0-4	.000	0-4	.000	0-0	.000	1	1	2	2.5	2	2	1	0	0	0	1.0
Central Ark.	11/10/2025		09:24	1-4	.250	1-3	.333	1-2	.500	0	0	0	1.7	0	0	0	1	0	4	2.0
Southeastern La.	11/13/2025		12:58	1-4	.250	0-1	.000	1-1	1.000	1	1	2	1.8	0	0	0	0	0	3	2.3
at Texas Tech	11/16/2025		13:19	0-3	.000	0-2	.000	0-0	.000	0	0	0	1.4	1	0	1	0	0	0	1.8
Little Rock	11/20/2025		15:13	1-3	.333	0-1	.000	0-1	.000	0	2	2	1.5	0	1	1	0	0	2	1.8
Harvard	11/30/2025		21:59	2-3	.667	1-2	.500	0-0	.000	0	5	5	2.0	0	1	1	1	2	5	2.3
at SMU	12/04/2025		12:01	1-2	.500	1-1	1.000	1-2	.500	1	0	1	1.9	0	0	0	0	0	4	2.5
Jackson St.	12/07/2025		12:49	0-0	.000	0-0	.000	0-0	.000	0	1	1	1.8	0	0	0	0	0	0	2.2
at Missouri St.	12/13/2025		13:01	0-0	.000	0-0	.000	0-0	.000	0	2	2	1.8	2	0	2	1	0	0	2.0
SFA	12/20/2025		04:01	0-0	.000	0-0	.000	0-0	.000	0	0	0	1.6	2	0	0	1	0	0	1.8
Vanderbilt	01/01/2026		03:21	1-1	1.000	0-0	.000	0-0	.000	0	0	0	1.5	0	1	0	0	0	2	1.8
at Alabama	01/04/2026		14:57	2-6	.333	0-2	.000	1-4	.250	1	2	3	1.6	0	0	1	0	0	5	2.1
South Carolina	01/08/2026		24:57	6-9	.667	2-3	.667	2-3	.667	0	4	4	1.8	0	1	3	2	1	16	3.1
at Tennessee	01/11/2026	*	37:44	4-14	.286	1-5	.200	4-4	1.000	1	8	9	2.3	1	2	2	1	0	13	3.7
at Missouri	01/15/2026	*	23:51	1-6	.167	0-1	.000	1-1	1.000	0	1	1	2.2	1	0	0	0	0	3	3.7
Georgia	01/22/2026		13:34	1-3	.333	0-2	.000	0-3	.000	0	0	0	2.1	1	1	0	0	0	2	3.6
at LSU	01/29/2026		09:04	0-2	.000	0-1	.000	1-2	.500	0	0	0	1.9	0	0	2	0	0	1	3.4
Totals		2	267:55	22-65	.338	6-28	.214	12-23	.522	6	29	35	1.9	11	9	16	8	3	62	3.4

Player Averages

Games Played	Minutes/game	Points/game	FG Pct	3FG Pct	FT Pct	Rebounds/game	Assists/game	Turnovers/game	Assist/Turnover ratio	Steals/game	Blocks/game
18	14.9	3.4	33.8	21.4	52.2	1.9	0.5	0.9	0.6	0.2	0.4

Career Stats

				Field Goals		3-Point		F-Throws		Rebounds									Scoring		
SEASON	TEAM	GP-GS	MIN	AVG	FG-FGA	FG%	3FG-3FGA	3FG%	FT-FTA	FT%	OFF	DEF	TOT	AVG	PF-FO	A	TO	BLK	STL	PTS	AVG
2024-25	AR	28-0	334	11.9	17-52	.327	11-32	.344	5-14	.357	4	23	27	1.0	11-0	8	15	6	4	50	1.8
2025-26	AR	18-2	268	14.9	22-65	.338	6-28	.214	12-23	.522	6	29	35	1.9	11-0	9	16	8	3	62	3.4
TOTAL		46-2	602	13.1	39-117	.333	17-60	.283	17-37	.459	10	52	62	1.3	22-0	17	31	14	7	112	2.4

Personal Bests

Career Honors

POINTS

Season: 16 vs. South Carolina (1/8/26)
Career: 16 vs. South Carolina (1/8/26)
SEC: 16 vs. South Carolina (1/8/26)

FG MADE

Season: 6 vs. South Carolina (1/8/26)
Career: 6 vs. South Carolina (1/8/26)
SEC: 6 vs. South Carolina (1/8/26)

FG ATTEMPTED

Season: 14 at Tennessee (1/11/26)
Career: 14 at Tennessee (1/11/26)
SEC: 14 at Tennessee (1/11/26)

3-PT MADE

Season: 2 vs. South Carolina (1/8/26)
Career: 3 at UCLA (11/17/24)
SEC: 2 vs. South Carolina (1/8/26)

3-PT ATTEMPTED

Season: 5 at Tennessee (1/11/26)
Career: 7 at UCLA (11/17/24)
SEC: 5 at Tennessee (1/11/26)

FT MADE

Season: 4 at Tennessee (1/11/26)
Career: 4 at Tennessee (1/11/26)
SEC: 4 at Tennessee (1/11/26)

FT ATTEMPTED

Season: 4 2 times
Career: 4 3 times
SEC: 4 2 times

REBOUNDS

Season: 9 at Tennessee (1/11/26)
Career: 9 at Tennessee (1/11/26)
SEC: 9 at Tennessee (1/11/26)

ASSISTS

Season: 2 2 times
Career: 2 4 times
SEC: 2 at Tennessee (1/11/26)

STEALS

Season: 2 vs. Harvard (11/30/25)
Career: 2 vs. Harvard (11/30/25)
SEC: 1 vs. South Carolina (1/8/26)

BLOCKED SHOTS

Season: 2 vs. South Carolina (1/8/26)
Career: 2 vs. South Carolina (1/8/26)
SEC: 2 vs. South Carolina (1/8/26)

MINUTES

Season: 38 at Tennessee (1/11/26)
Career: 38 at Tennessee (1/11/26)
SEC: 38 at Tennessee (1/11/26)

Career Notables/Most Recent

DOUBLE-DOUBLES

Season:
Career:
SEC:

20+ POINT GAMES

Season:
Career:
SEC:

10+ POINT GAMES

Season: 2 (Tennessee - 1/11/26)
Career: 2 (Tennessee - 1/11/26)
SEC: 2 2 (Tennessee - 1/11/26)

10+ REBOUND GAMES

Season:
Career:
SEC:



21

Ashlynn Chlarson

Center | Junior | 6-3

Pima, Arizona

Pima HS | Eastern Arizona CC



Notable

- Musick's first JUCO signee at Arkansas and the only JUCO product on this year's team
- In her two seasons with the Eastern Arizona Monsters, she averaged 8.4 points per game and 71 rebounds per game
- Last season, she nearly averaged a double-double, with 10.9 points/game and 9.2 rebounds/game. She earned first team all-conference, second team all-region and NJCAA All-Tournament Team honors in 2025

Game-By-Game Stats																						
Opponent	Date	GS	MIN	Total		3-Pointers		Free throws		Rebounds				PF	A	TO	BLK	STL	PTS	AVG		
				FG-FGA	PCT	3FG-3FGA	PCT	FT-FTA	PCT	OFF	DEF	TOT	AVG									
Louisiana Tech	11/04/2025		20:13	4-8	.500	1-1	1.000	2-3	.667	5	6	11	11.0	2	0	0	1	1	11	11.0		
Ark.-Pine Bluff	11/07/2025		17:26	2-5	.400	0-1	.000	0-0	.000	2	8	10	10.5	1	0	0	4	1	4	7.5		
Central Ark.	11/10/2025		09:38	3-5	.600	0-0	.000	2-3	.667	4	5	9	10.0	1	0	1	0	0	8	7.7		
Southeastern La.	11/13/2025		13:41	2-6	.333	0-0	.000	3-6	.500	4	4	8	9.5	5	0	0	1	0	7	7.5		
at Texas Tech	11/16/2025	*	16:01	1-1	1.000	1-1	1.000	0-0	.000	0	4	4	8.4	3	0	0	1	0	3	6.6		
Little Rock	11/20/2025	*	12:26	3-3	1.000	0-0	.000	0-0	.000	1	1	2	7.3	2	0	2	0	2	6	6.5		
vs Drake	11/25/2025	*	20:08	2-9	.222	0-1	.000	1-2	.500	3	1	4	6.9	2	0	3	1	1	5	6.3		
vs Southern Ill.	11/26/2025	*	16:57	1-3	.333	0-1	.000	0-0	.000	0	4	4	6.5	2	0	1	2	0	2	5.8		
Harvard	11/30/2025	*	11:58	1-1	1.000	0-0	.000	3-4	.750	0	1	1	5.9	2	0	1	0	0	5	5.7		
at SMU	12/04/2025	*	22:15	1-6	.167	0-1	.000	0-0	.000	6	3	9	6.2	5	0	1	0	0	2	5.3		
Jackson St.	12/07/2025	*	26:24	3-7	.429	0-0	.000	0-0	.000	0	9	9	6.5	4	4	2	2	1	6	5.4		
at Missouri St.	12/13/2025	*	20:18	5-10	.500	0-0	.000	0-1	.000	3	4	7	6.5	5	0	2	2	0	10	5.8		
Kansas City	12/17/2025	*	16:35	0-2	.000	0-0	.000	0-0	.000	1	1	2	6.2	1	0	1	1	2	0	5.3		
SFA	12/20/2025	*	16:57	2-5	.400	0-0	.000	2-2	1.000	3	3	6	6.1	2	0	1	2	0	6	5.4		
Arkansas St.	12/28/2025	*	11:58	0-2	.000	0-0	.000	0-0	.000	1	3	4	6.0	1	0	1	0	0	0	5.0		
Vanderbilt	01/01/2026	*	13:05	1-1	1.000	0-0	.000	0-0	.000	1	1	2	5.8	3	0	1	1	0	2	4.8		
at Alabama	01/04/2026	*	17:35	1-4	.250	1-1	1.000	0-0	.000	0	1	1	5.5	2	1	1	1	0	3	4.7		
South Carolina	01/08/2026	*	16:11	0-1	.000	0-0	.000	0-0	.000	1	1	2	5.3	4	0	2	1	1	0	4.4		
at Tennessee	01/11/2026	*	27:16	4-9	.444	0-1	.000	2-4	.500	3	4	7	5.4	3	0	2	1	0	10	4.7		
at Missouri	01/15/2026	*	15:00	5-8	.625	1-1	1.000	3-4	.750	4	2	6	5.4	5	0	1	0	0	14	5.2		
Georgia	01/22/2026	*	22:27	5-13	.385	0-1	.000	1-3	.333	2	2	4	5.3	4	0	2	3	3	11	5.5		
at LSU	01/29/2026	*	19:17	3-5	.600	0-1	.000	0-0	.000	0	6	6	5.4	5	0	1	0	1	6	5.5		
Totals			18	383:47	49-114	.430	4-11	.364	19-32	.594	44	74	118	5.4	64	5	26	24	13	121	5.5	

Games Played	Minutes/ game	Points/ game	FG Pct	3FG Pct	FT Pct	Rebounds/ game	Assists/ game	Turnovers/ game	Assist/Turnover ratio	Steals/ game	Blocks/ game
22	17.4	5.5	43.0	36.4	59.4	5.4	0.2	1.2	0.2	0.6	1.1

Career Stats																					
		Field Goals				3-Point		F-Throws		Rebounds								Scoring			
SEASON	TEAM	GP-GS	MIN	AVG	FG-FGA	FG%	3FG-3FGA	3FG%	FT-FTA	FT%	OFF	DEF	TOT	AVG	PF-FO	A	TO	BLK	STL	PTS	AVG
2025-26	AR	22-18	384	17.4	49-114	.430	4-11	.364	19-32	.594	44	74	118	5.4	64-5	5	26	24	13	121	5.5
TOTAL		22-18	384	17.4	49-114	.430	4-11	.364	19-32	.594	44	74	118	5.4	64-5	5	26	24	13	121	5.5

Personal Bests	Career Honors
POINTS Season: 14 at Missouri (1/15/26) Career: 14 at Missouri (1/15/26) SEC: 14 at Missouri (1/15/26)	2024-25 (EAC) • First Team All-Conference • Second Team All-Region • NJCAA All-Tournament Team

FG MADE
Season: 53 times
Career: 53 times
SEC: 52 times

FG ATTEMPTED
Season: 13 vs. Georgia (1/22/26)
Career: 13 vs. Georgia (1/22/26)
SEC: 13 vs. Georgia (1/22/26)

3-PT MADE
Season: 14 times
Career: 14 times
SEC: 12 times

3-PT ATTEMPTED
Season: 111 times
Career: 111 times
SEC: 15 times

FT MADE
Season: 33 times
Career: 33 times
SEC: 3 at Missouri (1/15/26)

FT ATTEMPTED
Season: 6 vs. Southeastern (11/13/25)
Career: 6 vs. Southeastern (11/13/25)
SEC: 42 times

REBOUNDS
Season: 11 vs. Louisiana Tech (11/4/25)
Career: 11 vs. Louisiana Tech (11/4/25)
SEC: 7 at Tennessee (1/11/26)

ASSISTS
Season: 4 vs. Jackson St. (1/7/25)
Career: 4 vs. Jackson St. (1/7/25)
SEC: 1 at Alabama (1/4/26)

STEALS
Season: 3 vs. Georgia (1/22/26)
Career: 3 vs. Georgia (1/22/26)
SEC: 3 vs. Georgia (1/22/26)

BLOCKED SHOTS
Season: 4 vs. UAPB (11/7/25)
Career: 4 vs. UAPB (11/7/25)
SEC: 3 vs. Georgia (1/22/26)

MINUTES
Season: 27 at Tennessee (1/11/26)
Career: 27 at Tennessee (1/11/26)
SEC: 27 at Tennessee (1/11/26)

Career Notables (Most Recent)	
DOUBLE-DOUBLES Season: 1 (Louisiana Tech - 11/4/25) Career: 1 (Louisiana Tech - 11/4/25) SEC:	20+ POINT GAMES Season: Career: SEC:

10+ POINT GAMES Season: 5 (Georgia - 1/22/26) Career: 5 (Georgia - 1/22/26) SEC: 3 (Georgia - 1/22/26)	10+ REBOUND GAMES Season: 2 (UAPB - 11/7/25) Career: 2 (UAPB - 11/7/25) SEC:
--	--



22

Bonnie Deas

Guard | Freshman | 5-9

Frankston, Melbourne, Australia

Centre of Excellence



- Notable
- Had the best debut week for a freshman in the country this season with 18.3 ppg and 9.3 rpg through the first three games of the season
 - Arkansas' leading rebounder... has led the Hogs on the boards in 16 games this season, including the last two games against Georgia and #6 LSU
 - She's up to six double-doubles on the season, tied for the sixth most in a season in program history. She picked up her first double-double of SEC play against Georgia on Jan. 22 with 17 points and 10 rebounds
 - Set the Arkansas freshman record for rebounds in a game with 16 against Kansas City on Dec. 17
 - Her 199 rebounds are just outside the top 20 for most rebounds in a season in Arkansas' record book. If the season ended today, she would rank No. 4 in rebounding average at 9.0 rpg
 - The Arkansas freshman rebounding record is 282, set by Bettye Fiscus in the 1981-82 season. Deas currently ranks fifth among freshmen in program history and is three rebounds away from passing C'eira Ricketts
 - This summer, she led her country to a silver medal in the FIBA U-19 Women's World Cup. Deas averaged 12.3 points, 7.7 rebounds and 3 assists in 6 games at the World Cup and earned All-Star Five team honors alongside USA's Saniyah Hall, the No. 1 prospect in the 2026 class, and UCLA's Sienna Betts. Deas was Australia's leading scorer in the championship game with 13 points in an 88-76 loss to the United States.

Game-By-Game Stats																					
Opponent	Date	GS	MIN	Total		3-Pointers		Free throws		Rebounds				PF	A	TO	BLK	STL	PTS	AVG	
				FG-FGA	PCT	3FG-3FGA	PCT	FT-FTA	PCT	OFF	DEF	TOT	AVG								
Louisiana Tech	11/04/2025	*	32:24	8-20	.400	4-9	.444	5-6	.833	3	2	5	5.0	1	3	4	0	3	25	25.0	
Ark.-Pine Bluff	11/07/2025	*	23:27	4-11	.364	2-4	.500	2-2	1.000	3	8	11	8.0	3	6	0	0	1	12	18.5	
Central Ark.	11/10/2025	*	36:55	5-15	.333	1-1	1.000	7-9	.778	4	8	12	9.3	5	2	2	0	2	18	18.3	
Southeastern La.	11/13/2025	*	22:25	0-7	.000	0-1	.000	2-2	1.000	2	4	6	8.5	5	2	4	0	1	2	14.3	
at Texas Tech	11/16/2025	*	33:22	5-15	.333	2-4	.500	1-1	1.000	2	7	9	8.6	2	1	3	1	0	13	14.0	
Little Rock	11/20/2025	*	29:13	5-10	.500	1-2	.500	4-5	.800	5	10	15	9.7	1	3	3	1	0	15	14.2	
vs Drake	11/25/2025	*	29:29	2-7	.286	0-1	.000	5-8	.625	7	6	13	10.1	4	3	4	0	2	9	13.4	
vs Southern Ill.	11/26/2025	*	31:00	3-11	.273	1-8	.125	6-8	.750	1	7	8	9.9	1	2	3	0	1	13	13.4	
Harvard	11/30/2025	*	23:49	4-8	.500	0-1	.000	0-2	.000	3	2	5	9.3	4	1	1	0	2	8	12.8	
at SMU	12/04/2025	*	22:25	2-16	.125	0-3	.000	2-2	1.000	6	8	14	9.8	5	2	2	0	1	6	12.1	
Jackson St.	12/07/2025	*	32:51	4-12	.333	0-2	.000	4-7	.571	2	9	11	9.9	3	5	2	0	1	12	12.1	
at Missouri St.	12/13/2025	*	20:50	6-14	.429	0-2	.000	0-0	.000	3	5	8	9.8	3	1	2	0	3	12	12.1	
Kansas City	12/17/2025	*	31:31	6-14	.429	1-3	.333	1-1	1.000	9	7	16	10.2	5	7	6	0	4	14	12.2	
SFA	12/20/2025	*	22:22	2-10	.200	0-2	.000	1-2	.500	5	8	13	10.4	4	1	2	1	1	5	11.7	
Arkansas St.	12/28/2025	*	29:13	2-13	.154	0-3	.000	3-5	.600	2	10	12	10.5	2	4	6	1	1	7	11.4	
Vanderbilt	01/01/2026	*	16:55	1-6	.167	0-2	.000	3-4	.750	1	4	5	10.2	2	0	2	0	2	5	11.0	
at Alabama	01/04/2026	*	21:57	3-8	.375	1-2	.500	2-2	1.000	1	7	8	10.1	2	2	1	0	1	9	10.9	
South Carolina	01/08/2026	*	18:19	2-6	.333	1-1	1.000	0-0	.000	0	3	3	9.7	2	1	3	0	0	5	10.6	
at Tennessee	01/11/2026	*	18:42	3-9	.333	0-3	.000	2-2	1.000	2	4	6	9.5	2	0	5	1	0	8	10.4	
at Missouri	01/15/2026	*	18:14	0-5	.000	0-3	.000	2-2	1.000	1	1	2	9.1	3	0	2	0	2	2	10.0	
Georgia	01/22/2026	*	40:00	7-13	.538	2-4	.500	1-2	.500	3	7	10	9.1	2	2	5	0	6	17	10.3	
at LSU	01/29/2026	*	35:58	4-16	.250	2-5	.400	1-4	.250	4	3	7	9.0	2	4	2	1	1	11	10.4	
Totals			22 591:22	78-246	.317	18-66	.273	54-76	.711	69	130	199	9.0	63	52	64	6	35	228	10.4	

Player Averages											
Games Played	Minutes/game	Points/game	FG Pct	3FG Pct	FT Pct	Rebounds/game	Assists/game	Turnovers/game	Assist/Turnover ratio	Steals/game	Blocks/game
22	26.9	10.4	31.7	27.3	71.1	9.0	2.4	2.9	0.8	1.6	0.3

Personal Bests	Career Honors
POINTS Season: 25 vs. Louisiana Tech (11/4/25) Career: 25 vs. Louisiana Tech (11/4/25) SEC: 17 vs. Georgia (1/22/26)	2025-26 • SEC Freshman of the Week (Week One - 11/11/25)
FG MADE Season: 8 vs. Louisiana Tech (11/4/25) Career: 8 vs. Louisiana Tech (11/4/25) SEC: 7 vs. Georgia (1/22/26)	
FG ATTEMPTED Season: 20 vs. Louisiana Tech (11/4/25) Career: 20 vs. Louisiana Tech (11/4/25) SEC: 16 at LSU (1/29/26)	
3-PT MADE Season: 4 vs. Louisiana Tech (11/4/25) Career: 4 vs. Louisiana Tech (11/4/25) SEC: 2 2 times	
3-PT ATTEMPTED Season: 9 vs. Louisiana Tech (11/4/25) Career: 9 vs. Louisiana Tech (11/4/25) SEC: 5 at LSU (1/29/26)	
FT MADE Season: 7 vs. UCA (11/10/25) Career: 7 vs. UCA (11/10/25) SEC: 3 vs. Vanderbilt (1/1/26)	
FT ATTEMPTED Season: 9 vs. UCA (11/10/25) Career: 9 vs. UCA (11/10/25) SEC: 4 2 times	
REBOUNDS Season: 16 vs. UMKC (12/17/25) Career: 16 vs. UMKC (12/17/25) SEC: 10 vs. Georgia (1/22/26)	
ASSISTS Season: 7 vs. UMKC (12/17/25) Career: 7 vs. UMKC (12/17/25) SEC: 4 at LSU (1/29/26)	
STEALS Season: 6 vs. Georgia (1/22/26) Career: 6 vs. Georgia (1/22/26) SEC: 6 vs. Georgia (1/22/26)	
BLOCKED SHOTS Season: 1 6 times Career: 1 6 times SEC: 1 2 times	
MINUTES Season: 40 vs. Georgia (1/22/26) Career: 40 vs. Georgia (1/22/26) SEC: 40 vs. Georgia (1/22/26)	

Career Notables (Most Recent)	
DOUBLE-DOUBLES Season: 6 (Georgia - 1/22/26) Career: 6 (Georgia - 1/22/26) SEC: 1 (Georgia - 1/22/26)	20+ POINT GAMES Season: 1 (Louisiana Tech - 11/4/25) Career: 1 (Louisiana Tech - 11/4/25) SEC:
10+ POINT GAMES Season: 11 (LSU - 1/29/26) Career: 11 (LSU - 1/29/26) SEC: 2 (LSU - 1/29/26)	10+ REBOUND GAMES Season: 10 (Georgia - 1/22/26) Career: 10 (Georgia - 1/22/26) SEC: 1 (Georgia - 1/22/26)

Career Stats																					
				Field Goals		3-Point		F-Throws		Rebounds				Scoring							
SEASON	TEAM	GP-GS	MIN	AVG	FG-FGA	FG%	3FG-3FGA	3FG%	FT-FTA	FT%	OFF	DEF	TOT	AVG	PF-FO	A	TO	BLK	STL	PTS	AVG
2025-26	AR	22-22	591	26.9	78-246	.317	18-66	.273	54-76	.711	69	130	199	9.0	63-4	52	64	6	35	228	10.4
TOTAL		22-22	591	26.9	78-246	.317	18-66	.273	54-76	.711	69	130	199	9.0	63-4	52	64	6	35	228	10.4

23

Emily Robinson

Guard | Junior | 5-10

Caddo, Oklahoma

Caddo HS | Oral Roberts



- Notable
- Arkansas' assist leader with 54 assists and does more that doesn't show up in the box score
 - Started the season with four straight games in double figures
 - Followed Musick to Arkansas from ORU where she led the Golden Eagles and ranked sixth in the Summit League with 3.4 assists per game
 - At ORU, she started in all 65 appearances and averaged 10.2 ppg. As a freshman, she led all Summit League rookies in scoring (10.3 ppg)
 - Attended Caddo High School where she was a star basketball and softball player. She pitched a no-hitter in the state championship to win the first female state championship title in school history. In basketball, she scored over 2,200 career points to put her in the top 30 of Oklahoma girls high school basketball.

Game-By-Game Stats																					
Opponent	Date	GS	MIN	Total		3-Pointers		Free throws		Rebounds				PF	A	TO	BLK	STL	PTS	AVG	
				FG-FGA	PCT	3FG-3FGA	PCT	FT-FTA	PCT	OFF	DEF	TOT	AVG								
Louisiana Tech	11/04/2025	*	31:27	5-11	.455	1-2	.500	0-0	.000	2	2	4	4.0	4	4	0	0	2	11	11.0	
Ark.-Pine Bluff	11/07/2025	*	20:53	5-7	.714	3-5	.600	2-2	1.000	1	1	2	3.0	0	2	0	0	1	15	13.0	
Central Ark.	11/10/2025	*	36:18	4-5	.800	2-3	.667	2-2	1.000	1	4	5	3.7	1	2	0	0	0	12	12.7	
Southeastern La.	11/13/2025	*	33:53	4-8	.500	2-3	.667	2-3	.667	0	4	4	3.8	0	3	1	1	1	12	12.5	
at Texas Tech	11/16/2025	*	28:36	2-6	.333	1-2	.500	3-4	.750	0	2	2	3.4	3	2	2	0	0	8	11.6	
Little Rock	11/20/2025	*	19:21	2-5	.400	0-0	.000	3-5	.600	2	0	2	3.2	0	4	2	0	0	7	10.8	
vs Drake	11/25/2025	*	29:01	4-6	.667	0-1	.000	1-1	1.000	1	3	4	3.3	3	4	3	0	2	9	10.6	
vs Southern Ill.	11/26/2025	*	28:46	3-8	.375	3-7	.429	0-0	.000	0	4	4	3.4	1	1	1	0	0	9	10.4	
Harvard	11/30/2025	*	26:42	0-4	.000	0-4	.000	0-2	.000	0	4	4	3.4	0	1	3	0	1	0	9.2	
at SMU	12/04/2025	*	25:56	1-6	.167	0-2	.000	0-0	.000	0	3	3	3.4	0	3	2	1	0	2	8.5	
Jackson St.	12/07/2025	*	32:17	4-10	.400	2-6	.333	1-4	.250	1	4	5	3.5	0	3	0	0	0	11	8.7	
at Missouri St.	12/13/2025	*	40:00	3-8	.375	1-6	.167	5-6	.833	0	6	6	3.8	0	2	1	0	0	12	9.0	
Kansas City	12/17/2025	*	35:19	3-7	.429	1-2	.500	0-0	.000	1	6	7	4.0	2	1	4	0	0	7	8.8	
SFA	12/20/2025	*	22:10	2-7	.286	0-3	.000	1-1	1.000	0	5	5	4.1	2	0	1	0	0	5	8.6	
Arkansas St.	12/28/2025	*	34:11	3-6	.500	2-4	.500	1-1	1.000	2	4	6	4.2	1	0	7	0	1	9	8.6	
Vanderbilt	01/01/2026	*	28:08	2-3	.667	1-2	.500	0-0	.000	0	3	3	4.1	1	0	4	0	0	5	8.4	
at Alabama	01/04/2026	*	20:56	1-2	.500	1-2	.500	1-2	.500	0	1	1	3.9	1	4	3	0	3	4	8.1	
South Carolina	01/08/2026	*	18:46	1-4	.250	1-1	1.000	0-0	.000	0	0	0	3.7	3	1	1	0	0	3	7.8	
at Tennessee	01/11/2026		17:14	1-2	.500	1-1	1.000	0-0	.000	0	0	0	3.5	2	0	2	0	0	3	7.6	
at Missouri	01/15/2026		33:02	1-4	.250	1-4	.250	0-0	.000	0	0	0	3.4	4	2	3	0	0	3	7.4	
Georgia	01/22/2026	*	28:37	3-7	.429	1-4	.250	1-1	1.000	2	3	5	3.4	1	7	1	0	0	8	7.4	
at LSU	01/29/2026	*	34:35	2-4	.500	2-3	.667	0-2	.000	0	5	5	3.5	2	8	1	0	1	6	7.3	
Totals			20 626:08	56-130	.431	26-67	.388	23-36	.639	13	64	77	3.5	31	54	42	2	12	161	7.3	

Player Averages											
Games Played	Minutes/game	Points/game	FG Pct	3FG Pct	FT Pct	Rebounds/game	Assists/game	Turnovers/game	Assist/Turnover ratio	Steals/game	Blocks/game
22	28.5	7.3	43.1	38.8	63.9	3.5	2.5	1.9	1.3	0.5	0.1

Career Stats																				
			Field Goals		3-Point		F-Throws		Rebounds				Scoring							
SEASON	TEAM	GP-GS	MIN/AVG	FG-FGA	FG%	3FG-3FGA	3FG%	FT-FTA	FT%	OFF	DEF	TOT	AVG	PF-FO	A	TO	BLK	STL	PTS	AVG
2023-24	ORU	32-32	901/28.2	124-306	.405	47-170	.276	34-42	.810	32	87	119	3.7	58-0	80	74	0	50	329	10.3
2024-25	ORU	33-33	1021/30.9	121-278	.435	48-132	.364	40-51	.784	17	98	115	3.5	56-0	111	83	6	44	330	10.0
2025-26	AR	22-20	626/28.5	56-130	.431	26-67	.388	23-36	.639	13	64	77	3.5	31-0	54	42	2	12	161	7.3
TOTAL FOR AR		22-20	626/28.5	56-130	.431	26-67	.388	23-36	.639	13	64	77	3.5	31-0	54	42	2	12	161	7.3
TOTAL		87-85	2549/29.3	301-714	.422	121-369	.328	97-129	.752	62	249	311	3.6	145-0	245	199	8	106	820	9.4

Personal	Bests	Career	Honors
POINTS		Season: 15 vs. UAPB (11/7/25)	2023-24 (ORU)
		Career: 23 vs. North Dakota (2/20/25)	All-Summit League Freshman Team
		SEC: 8 vs. Georgia (1/22/26)	Summit League Freshman of the Year
FG MADE		Season: 52 times	
		Career: 84 times	
		SEC: 3 vs. Georgia (1/22/26)	
FG ATTEMPTED		Season: 11 vs. Louisiana Tech (11/4/25)	
		Career: 18 at St. Thomas (2/26/25)	
		SEC: 7 vs. Georgia (1/22/26)	
3-PT MADE		Season: 32 times	
		Career: 5 at North Dakota (2/20/25)	
		SEC: 2 at LSU (1/29/26)	
3-PT ATTEMPTED		Season: 7 vs. Southern Ill. (11/26/25)	
		Career: 102 times	
		SEC: 42 times	
FT MADE		Season: 5 at Missouri St. (12/13/25)	
		Career: 52 times	
		SEC: 12 times	
FT ATTEMPTED		Season: 6 at Missouri St. (12/13/25)	
		Career: 63 times	
		SEC: 22 times	
REBOUNDS		Season: 7 vs. UMKC (12/17/25)	
		Career: 102 times	
		SEC: 52 times	
ASSISTS		Season: 8 at LSU (1/29/26)	
		Career: 10 at UMKC (3/2/24)	
		SEC: 8 at LSU (1/29/26)	
STEALS		Season: 3 at Alabama (1/4/26)	
		Career: 6 at North Dakota (2/17/24)	
		SEC: 3 at Alabama (1/4/26)	
BLOCKED SHOTS		Season: 12 times	
		Career: 2 at St. Thomas (2/26/25)	
		SEC:	
MINUTES		Season: 40 at Missouri St. (12/13/25)	
		Career: 43 at North Dakota (1/9/25)	
		SEC: 35 at LSU (1/29/26)	

Career Notables (Most Recent)	
DOUBLE-DOUBLES	20+ POINT GAMES
Season:	Season:
Career: 2 (UMKC - 3/2/24)	Career: 5 (North Dakota (2/20/25)
SEC:	SEC:
10+ POINT GAMES	10+ REBOUND GAMES
Season: 6 (Missouri St. - 12/13/25)	Season:
Career: 40 (Missouri St. - 12/13/25)	Career: 2 (Missouri - 12/18/24)
SEC:	SEC:



24

Aisha Hassan
Guard | Freshman | 5-7
Alexandria, Egypt
Convent of the Sacred Heart



Personal **Bests**

Career **Honors**

POINTS

Season:
Career:
SEC:

FG MADE

Season:
Career:
SEC:

FG ATTEMPTED

Season:
Career:
SEC:

3-PT MADE

Season:
Career:
SEC:

3-PT ATTEMPTED

Season:
Career:
SEC:

FT MADE

Season:
Career:
SEC:

FT ATTEMPTED

Season:
Career:
SEC:

REBOUNDS

Season:
Career:
SEC:

ASSISTS

Season:
Career:
SEC:

STEALS

Season:
Career:
SEC:

BLOCKED SHOTS

Season:
Career:
SEC:

MINUTES

Season:
Career:
SEC:

Career **Notables/Most Recent**

DOUBLE-DOUBLES

Season:
Career:
SEC:

20+ POINT GAMES

Season:
Career:
SEC:

10+ POINT GAMES

Season:
Career:
SEC:

10+ REBOUND GAMES

Season:
Career:
SEC:

Game-By-Game **Stats**

Career **Stats**



25

Danika Galea

Center | Sophomore | 6-3

St. Paul's Bay, Malta



- Notable
- Made 29 appearances off the bench in her freshman season with 3.9 ppg and 2.4 rpg
 - Has played in all seven of Arkansas' SEC games this season
 - One of four Razorbacks to participate in FIBA events this summer and helped Malta to a silver medal in 3x3 basketball. She sustained a calf injury in the event and missed the season opener against Louisiana Tech on Nov. 4
 - She has also participated in past FIBA events with the Malta senior and U22 national teams

Game-By-Game Stats																			
		Total		3-Pointers		Free throws		Rebounds											
Opponent	Date	GS	MIN	FG-FGA	PCT	3FG-3FGA	PCT	FT-FTA	PCT	OFF	DEF	TOT	AVG	PF	A	TO	BLK	STL	PTS
Ark.-Pine Bluff	11/07/2025		07:49	0-0	.000	0-0	.000	0-0	.000	0	3	3	3.0	1	0	0	0	0	0.0
Southeastern La.	11/13/2025		03:53	0-0	.000	0-0	.000	0-0	.000	0	2	2	2.5	0	0	0	0	0	0.0
at Texas Tech	11/16/2025		11:33	2-2	1.000	0-0	.000	1-2	.500	1	4	5	3.3	2	1	0	1	0	5
Little Rock	11/20/2025		08:14	4-4	1.000	0-0	.000	0-0	.000	0	1	1	2.8	2	0	1	0	0	8
Vanderbilt	01/01/2026		04:40	0-0	.000	0-0	.000	0-0	.000	0	0	0	2.2	0	0	0	0	0	2.6
at Alabama	01/04/2026		10:16	1-1	1.000	0-0	.000	0-0	.000	0	2	2	2.2	0	0	0	1	0	2
South Carolina	01/08/2026		09:43	1-4	.250	0-0	.000	0-2	.000	1	2	3	2.3	2	0	3	0	0	2
at Tennessee	01/11/2026		07:27	2-5	.400	0-0	.000	0-1	.000	3	2	5	2.6	2	0	0	0	0	4
at Missouri	01/15/2026		15:31	1-6	.167	0-0	.000	1-2	.500	0	4	4	2.8	1	0	1	0	0	3
Georgia	01/22/2026		10:53	0-0	.000	0-0	.000	0-0	.000	2	0	2	2.7	0	0	2	0	0	2.4
at LSU	01/29/2026		03:46	0-4	.000	0-0	.000	0-0	.000	2	1	3	2.7	1	0	1	0	0	2
Totals		0	93:45	11-26	.423	0-0	.000	2-7	.286	9	21	30	2.7	11	1	8	2	0	24

Player Averages									
Games Played	Minutes/ game	Points/ game	FG Pct	3FG Pct	FT Pct	Rebounds/ game	Assists/ game	Turnovers/ game	Assist/Turnover ratio
11	8.5	2.2	42.3	0.0	28.6	2.7	0.1	0.7	0.1

Personal **Bests**

Career **Honors**

POINTS

Season: 8 vs. Little Rock (11/20/25)

Career: 10 3 times

SEC: 6 2 times

FG MADE

Season: 4 vs. Little Rock (11/20/25)

Career: 5 vs. Troy (12/19/24)

SEC: 3 2 times

FG ATTEMPTED

Season: 6 at Missouri (1/15/26)

Career: 7 2 times

SEC: 7 vs. Oklahoma (2/23/25)

3-PT MADE

Season:

Career: 2 vs. Liberty (12/18/24)

SEC: 1 at Texas A&M (3/2/25)

3-PT ATTEMPTED

Season:

Career: 5 vs. Liberty (12/18/24)

SEC: 2 4 times

FT MADE

Season: 1 2 times

Career: 4 vs. East Texas A&M (11/8/24)

SEC: 2 at Miss. St. (2/6/25)

FT ATTEMPTED

Season: 2 3 times

Career: 4 2 times

SEC: 4 at Miss. St. (2/6/25)

REBOUNDS

Season: 5 2 times

Career: 6 3 times

SEC: 6 at Texas A&M (3/2/25)

ASSISTS

Season: 1 at Texas Tech (11/16/25)

Career: 2 at Kentucky (1/26/25)

SEC: 2 at Kentucky (1/26/25)

STEALS

Season:

Career: 1 6 times

SEC: 1 3 times

BLOCKED SHOTS

Season: 1 2 times

Career: 2 2 times

SEC: 2 at Georgia (2/9/25)

MINUTES

Season: 16 at Missouri (1/15/26)

Career: 27 at Texas A&M (3/2/25)

SEC: 27 at Texas A&M (3/2/25)

Career Stats																				
				Field Goals		3-Point		F-Throws		Rebounds								Scoring		
SEASON	TEAM	GP-GS	MIN/AVG	FG-FGA	FG%	3FG-3FGA	3FG%	FT-FTA	FT%	OFF	DEF	TOT	AVG	PF-FO	A	TO	BLK	STL	PTS	AVG
2024-25	AR	29-0	394/13.6	48-92	.522	3-17	.176	14-19	.737	30	40	70	2.4	52-3	8	31	11	6	113	3.9
2025-26	AR	11-0	94/8.5	11-26	.423	0-0	.000	2-7	.286	9	21	30	2.7	11-0	1	8	2	0	24	2.2
TOTAL		40-0	487/12.2	59-118	.500	3-17	.176	16-26	.615	39	61	100	2.5	63-3	9	39	13	6	137	3.4

Career **Notables (Most Recent)**

DOUBLE-DOUBLES

Season:

Career:

SEC:

20+ POINT GAMES

Season:

Career:

SEC:

10+ POINT GAMES

Season:

Career: 3 (Troy - 12/19/24)

SEC:

10+ REBOUND GAMES

Season:

Career:

SEC:



34

Jenna Lawrence

Forward | Junior | 6-3
Melbourne, Arkansas
Farmington HS



Notable

- The only Arkansan on the Hogs' roster this season
- Approaching her point total from her first two seasons at Arkansas (242) and her average is up to 9.7 ppg, a 4.0 ppg increase from last year
- Has improved her three point shooting this season and is two away from tying last year's total in over 50 less attempts. Overall, she surpassed her FG total in over 30 less attempts this season and ranks second on the team at 43.2% from the field
- Had a career day against UAPB on Nov. 7 with a collegiate best 26 points and was a perfect 5-5 from beyond the arc
- Scored nine straight points against #6 LSU on Jan. 29 with three straight threes in the fourth quarter
- Prior to her freshman season, she was ranked the No. 61 player nationally in ESPNW 100 and was a McDonald's All-American nominee
- Won a state championship at two high schools: Melbourne and Farmington
- Coached at Farmington by current Arkansas assistant coach Brad Johnson, who helped Lawrence to Arkansas Democrat-Gazette Player of the Year honors in her senior season (18.7 ppg, 7.1 rpg, 41% 3FG)

Game-By-Game Stats

Opponent	Date	GS	MIN	Total		3-Pointers		Free throws		Rebounds				PF	A	TO	BLK	STL	PTS	AVG	
				FG-FGA	PCT	3FG-3FGA	PCT	FT-FTA	PCT	OFF	DEF	TOT	AVG								
Louisiana Tech	11/04/2025		14:01	2-5	.400	0-2	.000	0-0	.000	0	4	4	4.0	1	1	1	3	0	4	4.0	
Ark.-Pine Bluff	11/07/2025		18:48	7-8	.875	5-5	1.000	7-9	.778	0	1	1	2.5	1	2	0	1	1	26	15.0	
Central Ark.	11/10/2025		19:49	2-7	.286	1-5	.200	4-4	1.000	1	3	4	3.0	2	2	1	2	1	9	13.0	
Southeastern La.	11/13/2025		12:03	0-3	.000	0-2	.000	0-0	.000	0	2	2	2.8	3	1	1	1	0	0	9.8	
at Texas Tech	11/16/2025		11:32	1-2	.500	1-2	.500	0-0	.000	0	1	1	2.4	4	2	2	0	1	3	8.4	
Little Rock	11/20/2025		22:46	7-10	.700	3-5	.600	0-0	.000	1	5	6	3.0	2	1	1	1	1	17	9.8	
vs Drake	11/25/2025		22:22	6-10	.600	2-4	.500	0-0	.000	0	5	5	3.3	1	2	0	0	1	14	10.4	
vs Southern Ill.	11/26/2025		16:08	3-7	.429	1-5	.200	4-4	1.000	1	4	5	3.5	0	0	1	1	0	11	10.5	
Harvard	11/30/2025		10:03	1-3	.333	1-1	1.000	0-0	.000	0	1	1	3.2	1	0	0	1	0	3	9.7	
at SMU	12/04/2025		17:45	4-9	.444	3-5	.600	2-4	.500	5	3	8	3.7	2	0	0	2	0	13	10.0	
Jackson St.	12/07/2025		23:30	6-11	.545	3-7	.429	0-0	.000	1	7	8	4.1	2	0	3	1	1	15	10.5	
at Missouri St.	12/13/2025		29:10	6-14	.429	1-5	.200	4-4	1.000	3	5	8	4.4	2	0	1	1	1	17	11.0	
Kansas City	12/17/2025		20:34	4-10	.400	2-6	.333	3-3	1.000	0	3	3	4.3	1	2	2	1	2	13	11.2	
SFA	12/20/2025		30:55	9-18	.500	2-6	.333	4-5	.800	2	9	11	4.8	1	0	3	3	1	24	12.1	
Arkansas St.	12/28/2025		24:04	3-6	.500	2-4	.500	4-4	1.000	1	8	9	5.1	5	1	5	1	1	12	12.1	
Vanderbilt	01/01/2026		19:45	4-6	.667	0-1	.000	5-5	1.000	2	6	8	5.3	3	1	3	2	0	13	12.1	
at Alabama	01/04/2026		11:29	0-2	.000	0-2	.000	0-0	.000	0	2	2	5.1	1	0	0	1	0	0	11.4	
South Carolina	01/08/2026	*	25:06	1-10	.100	1-5	.200	0-0	.000	2	4	6	5.1	3	0	1	0	2	3	10.9	
at Tennessee	01/11/2026		08:14	0-7	.000	0-1	.000	0-0	.000	2	4	6	5.2	2	1	2	0	0	0	10.4	
at Missouri	01/15/2026		11:00	0-5	.000	0-0	.000	4-4	1.000	3	3	6	5.2	2	0	1	0	1	4	10.1	
Georgia	01/22/2026		04:55	0-1	.000	0-0	.000	0-0	.000	0	0	0	5.0	1	0	0	0	0	0	9.6	
at LSU	01/29/2026		16:43	4-8	.500	4-8	.500	0-0	.000	0	3	3	4.9	4	0	1	1	1	12	9.7	
Totals			1	390:43	70-162	.432	32-81	.395	41-46	.891	24	83	107	4.9	44	16	29	23	15	213	9.7

Player Averages

Games Played	Minutes/game	Points/game	FG Pct	3FG Pct	FT Pct	Rebounds/game	Assists/game	Turnovers/game	Assist/Turnover ratio	Steals/game	Blocks/game
22	17.8	9.7	43.2	39.5	89.1	4.9	0.7	1.3	0.6	0.7	1.0

Career Stats

			Field Goals		3-Point		F-Throws		Rebounds				Scoring							
SEASON	TEAM	GP-GS	MIN/AVG	FG-FGA	FG%	3FG-3FGA	3FG%	FT-FTA	FT%	OFF	DEF	TOT	AVG	PF-FO	A	TO	BLK	STL	PTS	AVG
2023-24	AR	24-2	279/11.6	21-53	.396	13-42	.310	5-8	.625	15	46	61	2.5	25-0	5	10	10	7	60	2.5
2024-25	AR	32-20	692/21.6	65-195	.333	34-138	.246	18-21	.857	30	122	152	4.8	47-1	8	24	34	19	182	5.7
2025-26	AR	22-1	391/17.8	70-162	.432	32-81	.395	41-46	.891	24	83	107	4.9	44-1	16	29	23	15	213	9.7
TOTAL		78-23	1362/17.5	156-410	.380	79-261	.303	64-75	.853	69	251	320	4.1	116-2	29	63	67	41	455	5.8

Personal Bests

POINTS

Season: 26 vs. UAPB (11/7/25)
Career: 26 vs. UAPB (11/7/25)
SEC: 13 2 times

FG MADE

Season: 9 vs. SFA (12/20/25)
Career: 9 vs. SFA (12/20/25)
SEC: 5 2 times

FG ATTEMPTED

Season: 18 vs. SFA (12/20/25)
Career: 18 vs. SFA (12/20/25)
SEC: 12 vs. Florida (2/3/25)

3-PT MADE

Season: 5 vs. UAPB (11/7/25)
Career: 5 2 times
SEC: 4 at LSU (1/29/26)

3-PT ATTEMPTED

Season: 8 at LSU (1/29/26)
Career: 10 2 times
SEC: 9 2 times

FT MADE

Season: 7 vs. UAPB (11/7/25)
Career: 7 vs. UAPB (11/7/25)
SEC: 5 vs. Vanderbilt (1/1/26)

FT ATTEMPTED

Season: 9 vs. UAPB (11/7/25)
Career: 9 vs. UAPB (11/7/25)
SEC: 5 vs. Vanderbilt (1/1/26)

REBOUNDS

Season: 11 vs. SFA (12/20/25)
Career: 12 vs. UT-Arlington (11/14/24)
SEC: 8 vs. Texas A&M (1/30/25)

ASSISTS

Season: 2 5 times
Career: 2 7 times
SEC: 1 7 times

STEALS

Season: 2 2 times
Career: 3 2 times
SEC: 3 at Texas (1/5/25)

BLOCKED SHOTS

Season: 3 2 times
Career: 5 vs. Bowling Green (11/30/24)
SEC: 3 2 times

MINUTES

Season: 31 vs. SFA (12/20/25)
Career: 40 vs. Bowling Green (11/30/24)
SEC: 29 at Texas (1/5/25)

Career Notables (Most Recent)

DOUBLE-DOUBLES

Season: 1 (SFA - 12/20/25)
Career: 4 (SFA - 12/20/25)
SEC:

20+ POINT GAMES

Season: 2 (SFA - 12/20/25)
Career: 3 (SFA - 12/20/25)
SEC:

10+ POINT GAMES

Season: 11 (LSU - 1/29/26)
Career: 20 (LSU - 1/29/26)
SEC: 5 (LSU - 1/29/26)

10+ REBOUND GAMES

Season: 1 (SFA - 12/20/25)
Career: 6 (SFA - 12/20/25)
SEC:



44

Maryn Archer

Guard | R-Junior | 5-9

Derby, Kansas

Derby HS



- Notable
- Started the first four games of the season, her first career starts
 - Usually enters the game when a spark is needed
 - Made her debut last season after battling injuries to start her collegiate career
 - A consensus top 100 recruit out of high school, she led two different high schools to the Kansas state tournament and was a standout on her AAU teams winning multiple tournament MVP awards

Game-By-Game Stats

Opponent	Date	GS	MIN	Total		3-Pointers		Free throws		Rebounds				PF	A	TO	BLK	STL	PTS	AVG	
				FG-FGA	PCT	3FG-3FGA	PCT	FT-FTA	PCT	OFF	DEF	TOT	AVG								
Louisiana Tech	11/04/2025	*	07:28	1-1	1.000	1-1	1.000	0-0	.000	1	0	1	1.0	3	2	3	0	1	3	3.0	
Ark.-Pine Bluff	11/07/2025	*	16:35	0-1	.000	0-1	.000	2-2	1.000	1	0	1	1.0	0	1	2	0	1	2	2.5	
Central Ark.	11/10/2025	*	18:10	1-3	.333	1-3	.333	0-0	.000	0	2	2	1.3	2	1	2	0	1	3	2.7	
Southeastern La.	11/13/2025	*	13:39	0-2	.000	0-1	.000	2-2	1.000	0	1	1	1.3	0	1	1	0	2	2	2.5	
at Texas Tech	11/16/2025		05:02	0-1	.000	0-0	.000	0-0	.000	0	0	0	1.0	0	0	1	0	0	0	2.0	
Little Rock	11/20/2025		10:32	1-1	1.000	1-1	1.000	2-2	1.000	0	1	1	1.0	2	2	0	0	0	5	2.5	
Harvard	11/30/2025		08:56	1-2	.500	1-1	1.000	0-0	.000	0	0	0	0.9	1	0	2	0	0	3	2.6	
at SMU	12/04/2025		02:16	0-0	.000	0-0	.000	1-2	.500	0	0	0	0.8	0	1	0	0	0	1	2.4	
Jackson St.	12/07/2025		06:08	0-0	.000	0-0	.000	2-2	1.000	0	0	0	0.7	0	0	0	0	0	2	2.3	
at Missouri St.	12/13/2025		16:27	2-3	.667	0-1	.000	0-0	.000	0	3	3	0.9	3	0	3	0	2	4	2.5	
SFA	12/20/2025		04:56	1-2	.500	0-1	.000	0-0	.000	1	0	1	0.9	0	0	1	0	0	2	2.5	
Arkansas St.	12/28/2025		05:00	0-2	.000	0-1	.000	0-0	.000	0	0	0	0.8	0	2	0	0	1	0	2.3	
Vanderbilt	01/01/2026		13:24	1-1	1.000	0-0	.000	2-2	1.000	0	2	2	0.9	2	0	1	0	1	4	2.4	
at Alabama	01/04/2026		06:00	0-3	.000	0-2	.000	0-0	.000	0	0	0	0.9	0	0	1	0	0	0	2.2	
South Carolina	01/08/2026		02:43	0-0	.000	0-0	.000	0-0	.000	0	0	0	0.8	0	0	0	0	0	0	2.1	
at Tennessee	01/11/2026		03:16	0-0	.000	0-0	.000	0-0	.000	0	0	0	0.8	0	0	0	0	1	0	1.9	
Georgia	01/22/2026		06:17	0-0	.000	0-0	.000	0-0	.000	0	0	0	0.7	2	1	0	0	0	0	1.8	
Totals			4	146:48	8-22	.364	4-13	.308	11-12	.917	3	9	12	0.7	15	11	17	0	10	31	1.8

Games Played	Minutes/game	Points/game	FG Pct	3FG Pct	FT Pct	Rebounds/game	Assists/game	Turnovers/game	Assist/Turnover ratio	Steals/game	Blocks/game
17	8.6	1.8	36.4	30.8	91.7	0.7	0.6	1.0	0.6	0.6	0.0

Career Stats

			Field Goals		3-Point		F-Throws		Rebounds									Scoring		
SEASON	TEAM	GP-GS	MIN/AVG	FG-FGA	FG%	3FG-3FGA	3FG%	FT-FTA	FT%	OFF	DEF	TOT	AVG	PF-FO	A	TO	BLK	STL	PTS	AVG
2024-25	AR	18-0	62/3.4	3-16	.188	1-1	1.000	9-16	.563	1	5	6	0.3	5-0	1	6	0	2	16	0.9
2025-26	AR	17-4	147/8.6	8-22	.364	4-13	.308	11-12	.917	3	9	12	0.7	15-0	11	17	0	10	31	1.8
TOTAL		35-4	208/6.0	11-38	.289	5-14	.357	20-28	.714	4	14	18	0.5	20-0	12	23	0	12	47	1.3

Personal Bests	Career Honors
----------------	---------------

POINTS
Season: 5 vs. Little Rock (11/20/25)
Career: 7 vs. SEMO (12/8/24)
SEC: 4 vs. Vanderbilt (1/1/26)

FG MADE
Season: 2 at Missouri St. (12/13/25)
Career: 2 2 times
SEC: 1 2 times

FG ATTEMPTED
Season: 3 3 times
Career: 4 vs. SEMO (12/8/24)
SEC: 3 at Alabama (1/4/26)

3-PT MADE
Season: 1 4 times
Career: 1 5 times
SEC: 1 at Miss. St. (2/6/25)

3-PT ATTEMPTED
Season: 3 vs. UCA (11/10/25)
Career: 3 vs. UCA (11/10/25)
SEC: 2 at Alabama (1/4/26)

FT MADE
Season: 2 vs. UAPB (11/7/25)
Career: 3 2 times
SEC: 3 at Kentucky (1/26/25)

FT ATTEMPTED
Season: 2 5 times
Career: 4 2 times
SEC: 4 at Kentucky (1/26/25)

REBOUNDS
Season: 3 at Missouri St. (1/13/25)
Career: 3 at Missouri St. (1/13/25)
SEC: 2 vs. Vanderbilt (1/1/26)

ASSISTS
Season: 2 3 times
Career: 2 3 times
SEC: 1 at LSU (1/29/26)

STEALS
Season: 2 2 times
Career: 2 2 times
SEC: 1 4 times

BLOCKED SHOTS
Season:
Career:
SEC:

MINUTES
Season: 18 vs. UCA (11/10/25)
Career: 18 vs. UCA (11/10/25)
SEC: 13 2 times

Career Notables/Most Recent

DOUBLE-DOUBLES Season: Career: SEC:	20+ POINT GAMES Season: Career: SEC:
---	--

10+ POINT GAMES Season: Career: SEC:	10+ REBOUND GAMES Season: Career: SEC:
--	--



2025-26 Razorback Women's Basketball Photo Roster



1 Maria Anais Rodriguez
F | So. | 6-1



3 Harmonie Ware
G | Fr. | 5-10



7 Cristina Sanchez
F | Jr. | 6-1



10 Taleyah Jones
G | Sr. | 5-10



11 Wyvette Mayberry
G | R-Sr. | 5-7



15 Jada Bates
G | So. | 6-3



21 Ashlynn Chlarson
C | Jr. | 6-3



22 Bonnie Deas
G | Fr. | 5-9




23 Emily Robinson
G | Jr. | 5-10



24 Aisha Hassan
G | Fr. | 5-7



25 Danika Galea
C | So. | 6-3



34 Jenna Lawrence
F | Jr. | 6-3



44 Maryn Archer
G | R-Jr. | 5-9



HC Kelsi Musick
Head Coach



AC Lacey Goldwire
Assistant Coach



AC Nick Bradford
Assistant Coach



AC Alex Furr
Assistant Coach



AC Brad Johnson
Assistant Coach



OPS Amber Shirey
Director of Operations



DEV Greg Gilman
Director of On-Court Dev.