

ARKANSAS RAZORBACKS

2025-26 SCHEDULE / RESULTS

| | | NOVEMBER | | all times CT | |
|----|------|----------|-------------------------|--------------|----------|
| 3 | Fri | 14/15 | -/- SOUTHERN | SEC Network | W 109 77 |
| 8 | Sat | 14/15 | 22/21 at Michigan State | FOX | L 66 69 |
| 11 | Tues | 21/21 | -/- CENTRAL ARKANSAS | SECN+ | W 93 56 |
| 14 | Fri | 21/21 | -/- SAMFORD | SECN+ | W 79 75 |
| 18 | Tues | 21/22 | -/- WINTHROP | SECN+ | W 84 83 |
| 21 | Fri | 21/22 | -/- JACKSON STATE | SECN+ | W 115 61 |

| | | CBS THANKSGIVING CLASSIC • Chicago (United Center) | | | |
|----|-------|--|-------------|-----|---------|
| 27 | Thurs | 22/21 | 4/4 vs Duke | CBS | L 71 80 |

| | | DECEMBER | | all times CT | |
|----|------|---|---------------------|--------------|----------|
| | | ESPN ACC/SEC CHALLENGE | | | |
| 3 | Wed | 25/23 | 6/6 LOUISVILLE | ESPN | W 89 80 |
| | | at NORTH LITTLE ROCK (Simmons Bank Arena) | | | |
| 6 | Sat | 25/23 | -/- vs Fresno State | SECN+ | W 82 58 |
| | | REVOCUIT REMATCH • Dallas (American Airlines Center) | | | |
| 13 | Sat | 17/17 | 16/16 vs Texas Tech | ESPN2 | W 93 86 |
| 16 | Tues | 14/14 | -/- QUEENS | SEC Network | W 108 80 |
| | | NEVER FORGET TRIBUTE CLASSIC • Newark (Prudential Center) | | | |
| 20 | Sat | 14/14 | 8/8 vs Houston | CBS | L 71 80 |
| 29 | Mon | 18/18 | -/- JAMES MADISON | SECN+ | W 103 74 |

| | | JANUARY | | all times CT | |
|----|------|---------|----------------------|--------------|----------|
| 3 | Sat | 18/18 | 19/20 TENNESSEE * | ESPN2 | W 86 75 |
| 7 | Wed | 15/15 | -/- at Ole Miss * | SEC Network | W 94 87 |
| 10 | Sat | 15/15 | RV/- at Auburn * | ESPN | L 73 95 |
| 14 | Wed | 17/17 | -/- SOUTH CAROLINA * | SEC Network | W 108 74 |
| 17 | Sat | 17/17 | 21/22 at Georgia * | ESPN2 | L 76 90 |
| 20 | Tues | 20/20 | 15/14 VANDERBILT * | ESPN | W 93 68 |
| 24 | Sat | 20/20 | -/- LSU * | SEC Network | W 85 81 |
| 27 | Tues | 15/16 | -/- at Oklahoma * | ESPN | W 83 79 |
| 31 | Sat | 15/16 | RV/RV KENTUCKY * | ESPN | L 77 85 |

| | | FEBRUARY | | all times CT | |
|----|------|----------|----------------------------|--------------|--------------|
| 7 | Sat | 21/21 | -/- at Mississippi State * | ESPN2 | 11:00 am |
| 10 | Tues | | at LSU * | SEC Network | 8:00 pm |
| 14 | Sat | | AUBURN * | ESPN/2 | 7:30 pm |
| 18 | Wed | | at Alabama * | ESPN/2/U | 6:00 pm |
| 21 | Sat | | MISSOURI * | ESPN/2 | 3 or 3:30 pm |
| 25 | Wed | | TEXAS A&M * | ESPN/2/U | 8:00 pm |
| 28 | Sat | | at Florida * | ESPN/2 | 7:30 pm |

| | | MARCH | | all times CT | |
|---|-----|-------|---------------|--------------|----------|
| 4 | Wed | | TEXAS * | ESPN/2/U | 6:00 pm |
| 7 | Sat | | at Missouri * | ESPN/2/U | 11:00 am |

| | | SEC TOURNAMENT • Nashville (Bridgestone Arena) | | | |
|-------|--|--|--|--|--|
| 11-15 | | SEC TOURNAMENT | | | |


| | | NCAA 1st & 2nd ROUNDS | | | |
|---------|--|--|--|--|--|
| 19 & 21 | | Buffalo, N.Y. • Greenville, S.C. • Oklahoma City, Okla. • Portland, Ore. | | | |
| 20 & 22 | | Tampa, Fla. • Philadelphia, Pa. • San Diego, Calif. • St. Louis, Mo. | | | |

| | | NCAA REGIONALS | | | |
|---------|--|---|--|--|--|
| 26 & 28 | | SOUTH: Houston, Texas • WEST: San Jose, Calif. | | | |
| 27 & 29 | | EAST: Washington, D.C. • MIDWEST: Chicago, Ill. | | | |

| | | APRIL | | all times CT | |
|---|-----|--|--|--------------|--|
| | | NCAA FINAL FOUR • Indianapolis (Lucas Oil Stadium) | | | |
| 4 | Sat | NCAA FINAL FOUR | | | |
| 6 | Mon | NCAA CHAMPIONSHIP | | | |

Home Games in CAPS || * - SEC Games

Arkansas Media Guide



GAME 23

ARKANSAS RAZORBACKS AT MISSISSIPPI STATE BULLDOGS

February 7, 2026 • Saturday • 11:00 am (CT)
Starkville, Miss. • Humphrey Coliseum / Richard Adkerson Court (9,100)



OVERALL SEC 16-6 6-3

#21/21 ARKANSAS RAZORBACKS

John Calipari (Clarion '82) vs. MSU: 21-1
at UA: 38-20 (2nd yr) Collegiate: 893-283 (34th yr)



OVERALL SEC 11-11 3-6

MISSISSIPPI STATE BULLDOGS

Chris Jans (Loras College '91) Career: 217-95 (10th yr)
at MSU: 74-51 (4th yr)

CALIPARI COUNTDOWN TO 900 ON-COURT DI WINS 0007

Versus Mississippi State

- Arkansas and Mississippi State have met on 70 previous occasions. Arkansas won last year in the regular-season finale and holds a slight 36-34 advantage all-time. Since Arkansas joined the SEC, the Razorbacks lead the series, 31-30.
- The Bulldogs have won 9 of the last 12 in the series.
- Miss State leads 24-7 in games in played in Starkville, including a 22-6 mark since Arkansas joined the SEC.
- The Bulldogs have won six straight over Arkansas in Starkville with the Hogs' last win coming on Feb. 21, 2015 (65-61).
- Coach Calipari is 21-1 all-time versus Mississippi State, including a 9-0 mark in Humphrey Coliseum. Cal's lone loss to the Bulldogs was a 74-73 setback in the 2021 SEC Tournament.

Cal 7 Wins From 900

- With Arkansas' win over Samford on Nov. 11, Razorback head coach John Calipari recorded his 880th career win as an NCAA Division I coach, passing Dean Smith for sixth all-time.
- Coach Cal now has 893 on-court wins and is 7 shy of reaching 900 wins as head coach of an NCAA Division I program.
- Currently, only five coaches have at least 900 on-court wins as head coach while at NCAA Division I programs: Mike Krzyzewski (1,202); Jim Boeheim (1,116); Roy Williams (903); Bob Knight (902) and Rick Pitino (900). (Note: Bob Huggins, Jim Calhoun and Cliff Ellis reached at least 900 career wins, but not wins all came while head coach at NCAA DI programs.)

IN SEC GAMES ONLY

- Arkansas
 - 1st FG% (.507)
 - 2nd AST/TO (1.75)
 - 3rd Scoring (86.11) • Assists (16.11) • TO Margin (+2.44)
 - 4th Def. Reb % (.691) • Blocked Shots (4.89)
- Darius Acuff Jr.
 - 1st Scoring (22.56) • Assists (6.33)
 - 2nd AST/TO (2.85)
 - 4th FG% (.486)

Acuff and Thomas on UA Record Book Watch

DARIUS ACUFF JR. is on pace to set some freshman records and finish among the overall top 10 in several categories.

FRESHMAN RECORD WATCH

- 20.3 ppg UA FR record is 18.7 by George Kok (1944-45)
- 447 pts UA FR record is 540 by Scotty Thurman (1992-93)
- 160 FG made UA FR record is 204 by Scotty Thurman (1992-93)

OVERALL SEASON TOP 10 WATCH

- 20.32 ppg #10 on UA list is 20.39
- 447 pts #10 on UA list is 647
- 160 FG made #10 on UA list is 245
- 326 FG Att #10 on UA list is 460
- 137 assists #10 on US list is 181

SEC GAMES ONLY SEASON TOP 10 WATCH

- 22.6 ppg #2 on UA list is 23.0 ppg and #3 is 21.75 ppg
- 203 pts #10 on UA list is 284
- 72 FG made #10 on UA list is 102
- 148 FG Att #10 on UA list is 224
- 57 assists #10 on US list is 80

TV: ESPN2
Matt Schumacker (PxP)
Richard Hendrix (Analyst)

RADIO: Learfield Razorback Sports Network
Chuck Barrett (PxP)
Matt Zimmerman (Analyst)

SATELLITE RADIO: Sirius/XM: 81
SXM App/Online Channel 81

| VS MISS STATE: | ALL | SEC |
|---------------------------|-------|-------|
| OVERALL ... (ARK-OPP) ... | 36-34 | 31-30 |
| Home ... (ARK-OPP) ... | 24-9 | 23-8 |
| Away ... (ARK-OPP) ... | 7-24 | 6-22 |
| Neutral ... (ARK-OPP) ... | 5-1 | 2-0 |

| MOST RECENT MEETINGS: | |
|-----------------------|--------------|
| 02/09/2016 | L 78-46 |
| 01/10/2017 | L 84-78 |
| 01/02/2018 | 22/- L 78-75 |
| 02/16/2019 | L 77-67 |
| 01/22/2020 | L 77-70 |
| 02/15/2020 | L 78-77 |
| 02/20/2021 | W 61-45 |
| 12/29/2021 | L 81-69 |
| 02/05/2022 | W 63-55 |
| 02/11/2023 | L 70-64 |
| 02/17/2024 | L 71-67 |
| 03/08/2025 | -/25 W 93-92 |

| '25-26 NCAA STAT COMPARISON | |
|-----------------------------|--------------------------------|
| (BOLD = Leads Conf) | |
| 88.7 | 13th Scoring Off. 77.8 150th |
| 77.6 | 274th Scoring Def. 78.2 291st |
| +11.0 | 43rd Scoring Margin -0.4 247th |
| .498 | 21st FG% .442 251st |
| .442 | 194th FG% Def. .426 102nd |
| .374 | 31st 3PT% .309 325th |
| 8.5 | 125th 3PT Made/Gm 7.8 189th |
| .318 | 88th 3PT% Def. .302 31st |
| 23.7 | 63rd FTA/Gm 20.5 202nd |
| .741 | 108th FT% .687 297th |
| 17.6 | 55th FT Made/Gm 14.0 230th |
| 36.3 | 153rd Reb./Gm 40.6 25th |
| 11.1 | 180th Off. Rebs 12.4 70th |
| 25.2 | 150th Def. Rebs 28.1 20th |
| +2.1 | 152nd Reb. Margin +2.7 130th |
| 1.84 | 7th A/TO Ratio 1.04 277th |
| 17.3 | 34th Assists/Gm 12.3 302nd |
| +2.5 | 56th TO Margin -2.3 323rd |
| 11.9 | 182nd TO Forced 9.45 346th |
| 9.4 | 13th TO/Gm 11.8 183rd |
| 7.5 | 112th Steals/Gm 6.0 260th |
| 33.5 | 15th Bench Pts/Gm 26.9 86th |
| 4.7 | 32nd Blocks/Gm 4.5 51st |
| .565 | 27th Effective FG% .504 259th |
| 19.4 | 3rd Fastbreak Pts 10.3 190th |
| 16.4 | 89th Fouls/Gm 16.1 66th |

THE RAZORBACKS

| No. | Name | Pronunciation | Pos. | Yr. | Ht. | Wt. | Hometown | High School / Previous School / Team | Wing Span | Standing Reach | Max Vertical |
|-----|--------------------|-------------------|------|---------|------|-----|---------------------------|--------------------------------------|-----------|----------------|--------------|
| 0 | Jaden Karuletwra | Car-Rue-leh-Twah | G | So. | 6-4 | 195 | Sun Valley, Calif. | Village Christian HS | 6-3 | 8-3 | 32 |
| 1 | Meleek Thomas | | G | Fr. | 6-5 | 185 | Pittsburgh, Pa. | Overtime Elite (Ga.) – City Reapers | 6-6 | 8-4 | 39 |
| 2 | Amere Brown | Uh-Meer | G | Fr. | 5-9 | 180 | Pittsburgh, Pa. | Woodland Hills HS | 6-0 | 7-7 | 29 |
| 5 | Darius Acuff Jr. | | G | Fr. | 6-3 | 190 | Detroit, Mich. | IMG Academy (Fla.) | 6-5.5 | 8-2 | 39.5 |
| 7 | Trevon Brazile | Trev-In “Brazil” | F | Sr. | 6-10 | 230 | Springfield, Mo. | Kickapoo HS / Missouri | 7-4 | 9-2 | 41 |
| 11 | Karter Knox | | W | So. | 6-6 | 220 | Tampa, Fla. | Overtime Elite (Ga.) – RWE | 6-10 | 8-10 | 38 |
| 12 | Malique Ewin | You-in | F | Sr. | 6-10 | 240 | Lawrenceville, Ga. | Berkmar HS / Florida State | 7-2 | 9-2 | 35.5 |
| 14 | Ayden Kelley | | G | So. | 5-10 | 170 | Memphis, Tenn. | Northpoint Christian (Miss.) School | 6-1.5 | 7-7 | 33 |
| 15 | Elmir Džafić | El-Meer JAWF-ich | C | Fr. | 7-0 | 285 | Tuzla, Bosnia-Herzegovina | KK Bosna Sarajevo | 7-2 | 9-2 | 26.5 |
| 21 | D.J. Wagner | | G | Jr. | 6-4 | 190 | Camden, N.J. | Camden HS / Kentucky | 6-5.5 | 8-3 | 37 |
| 23 | Nick Pringle | | F | Gr. Sr. | 6-10 | 230 | Seabrook, S.C. | Whale Branch HS / South Carolina | 6-11 | 9-0.5 | 33 |
| 24 | Billy Richmond III | | W | So. | 6-6 | 205 | Memphis, Tenn. | Camden (N.J.) HS | 6-9 | 8-8.5 | 42 |
| 30 | Isaiah Sealy | | W | Fr. | 6-7 | 195 | Springdale, Ark. | Springdale HS | 6-8 | 8-6.5 | 39 |
| 35 | Karim Rtail | Kuh-Reem Ruh-Tail | W | Fr. | 6-7 | 205 | Beirut, Lebanon | Neptūnas-Akvaservis | 6-9.5 | 8-9.75 | 31.75 |
| 99 | Paulo Semedo | suh-MAY-dough | F | Fr. | 7-1 | 225 | Luanda, Angola | West Oaks (Orlando, Fla.) Academy | 7-6 | 9-4 | 31.5 |

Head Coach: John Calipari (Clarion, 1982)

Associate Head Coach: Kenny Payne (Louisville, 2003)

Associate Head Coach: Chin Coleman (Lamar, 1997)

Assistant Coach/Recruiting Coordinator: Chuck Martin (Monmouth, 1993)

Assistant Coach/Dir. of On-Court Player Development: Brad Calipari (Kentucky, 2019)

Special Assistant to the Head Coach: Bruiser Flint (Saint Joseph's, 1987)

Basketball Assistant: Tyler Ullis

General Manager: Chris Woolard (UCLA, 1997)

Director of Operations: Riley Hall (Arkansas, 2016)

Dir. of Student-Athlete Devel./Mid-South Recruiting: Ronnie Brewer (Arkansas, 2015)

Video Coordinator: Kevin Butty (San Diego State, 2020)

Chief of Staff: Lunetha Pryor

Head Athletic Trainer: Matt Townsend (Idaho, 2017)

Head Strength Coach: Dave Richardson (Louisiana-Monroe, 1989)

Graduate Assistants: Dorian Aluyi (Ferris State '22) • Timajh Parker-Rivera (Towson '16) • Xavier Pina (Florida Gulf Coast '25) • Ray Surratt (Kentucky '24)



Jaden KARULETWA
Communications



Meleek THOMAS
Communications



Amere BROWN
Communications



Darius ACUFF Jr.
Communications



Trevon BRAZILE
Communications



John CALIPARI
Head Coach



Kenny PAYNE
Associate Head Coach



Karter KNOX
Communications



Malique EWIN
Sociology



Ayden KELLEY
Business



Elmir DŽAFIĆ
Education



D.J. WAGNER
Communications



Chin COLEMAN
Associate Head Coach



Chuck MARTIN
Assistant Coach/
Recruiting Coordinator



Nick PRINGLE
Alabama '24 (Comm Studies)
• 2nd degree Arts & Sciences



Billy RICHMOND III
Communications



Isaiah SEALY
Communications



Karim RTAIL
Recreation & Sport
Management



Paulo SEMEDO
Business



Brad CALIPARI
Asst. Coach / Director of On-
Court Player Development



Bruiser FLINT
Special Assistant to
the Head Coach



Tyler ULLIS
Basketball Assistant



Chris WOOLARD
General Manager



Riley HALL
Director of Operations



Ronnie BREWER
Dir. of Student-Athlete Development
& Mid-South Recruiting



Kevin BUTTY
Video Coordinator



Dave RICHARDSON
Head Strength & Condition-
ing Coach



Matt TOWNSEND
Head Athletic Trainer



Cal's 2026 NBA All-Stars

John Calipari has an **NBA-best 5 players** (of the 25 total) playing this year's All-Star game. In fact, **no other coach has more than one**. Cal's 2026 All-Stars include:

- ^ Karl-Anthony Towns (6th all-star game)
- ^ Devin Booker (5th all-star game)
- ^ Shai Gilgeous-Alexander (4th all-star game)
- ^ Tyrese Maxey (2nd all-star game)
- ^ Jamal Murray (1st all-Star game)

• 4th year in a row at least 4 of Cal's players have made the all-star game ... 13th straight year at least 1 of Cal's players making the All-Star game.

Cal's 2026 G League All-Stars

- ^ Jonas Aidoo
- ^ Skal Labissière

ESPN: RANKING MEN'S BASKETBALL FRESHMAN AT THE MIDSEASON

- | | | |
|----------------------------------|---|---------------------------------|
| 1. Cameron Boozer, Duke | 2. A.J. Dybantsa - BYU | 3. Caleb Wilson, North Carolina |
| 4. DARIUS ACUFF JR., ARK | 5. Kingston Flemings, G, Houston | 6. Keaton Wagler, Illinois |
| 7. Ebuka Okorie, Stanford | T8. Brayden Burries & Koa Peat, Arizona | |
| 10. Hannes Steinbach, Washington | 11. Thijs De Ridder, Virginia | |

REST OF THE BEST

- | | | |
|--|--------------------------------|--------------------------|
| Tounde Yessoufou, Baylor | MELEEK THOMAS, ARKANSAS | Nate Ament, Tennessee |
| Braylon Mullins, UConn | Killyan Toure, Iowa State | Kayden Mingo, Penn State |
| - ESPN's Jeff Borzello (Jan. 15, 2026) | | |

MELEEK THOMAS is on pace to finish among the top 10 in 3-point shooting.

SEC GAMES ONLY SEASON TOP 10 WATCH

- ^ .475 3PT% **UA record is .474**

The Vandy Win Marked Hogs' 8th Top 25 Matchup

- The Arkansas-Vanderbilt game was the eighth time in which the Razorbacks and their opponent were ranked. **That is the most top-25 match-ups during a regular season for Arkansas.**
 - ^ The previous best was five top-25 regular-season match-ups in 2022-23, 1994-95, 1991-92 and 1990-91.
 - ^ The overall most top-25 match-ups for the Hogs was the 1994-95 season when Arkansas and its opponent were ranked 11 times (including 5 in the regular season, two in the SEC and four in the NCAA tournament games).
- **With the win vs Vandy, Arkansas earned its fourth win in top 25 match-ups this season (4-4), tying the UA record for the regular season.**
 - ^ 1994-95 had 8 overall top-25 match-up wins (4-1 regular season - 4-2 postseason).
 - ^ 1991-92 had 4 top-25 match-up wins (4-1 all regular season)

An Elite Schedule

- Arkansas made history as the first team (on record) to schedule all the teams that advanced to the NCAA Elite 8 the previous year, four SEC opponents and four non-conference opponents.
- **The Razorbacks will face the Final Four teams**

| | | | |
|---------------------|-------------------|--------------------------|--------------------------|
| Houston (in Newark) | Duke (in Chicago) | Florida (in Gainesville) | Auburn (a home-and-home) |
|---------------------|-------------------|--------------------------|--------------------------|
- **The Razorbacks will face the other Elite 8 teams**

| | | | |
|-----------------------------|---------------------------|------------------------|----------------------------------|
| Tennessee (in Fayetteville) | Alabama (in Fayetteville) | Texas Tech (in Dallas) | Michigan State (in East Lansing) |
|-----------------------------|---------------------------|------------------------|----------------------------------|

Nothing But NET

- After its loss to Kentucky, Arkansas fell from 20th to 24th in the NCAA NET, then fell to 26th without a midweek game.
 - ^ Arkansas is 12-0 versus NCAA QUAD 2, 3 & 4 teams .. 1 of 3 SEC teams with no QUAD 2, 3 or 4 losses (Vandy and Tennessee)
- **Thru Feb. 4 Arkansas is 1 of 10 teams to have played at least 10 NCAA QUAD 1 games this season.**

| | | | | |
|--------------------|------------------|------------------|----------------|-------------------|
| ^ Arizona (10-0) | ^ Duke (9-1) | ^ Purdue (6-4) | ^ Kansas (5-5) | ^ Tennessee (5-6) |
| ^ Texas Tech (4-6) | ^ Arkansas (4-6) | ^ Kentucky (4-6) | ^ Auburn (4-7) | ^ Indiana (2-8) |

These are the (Fast) Breaks; 3rd in the NCAA

- After getting out-scored 48-39 in fastbreak points through the first three SEC games....
 - ^ **Arkansas returned to form vs South Carolina and out-scored the Gamecocks, 32-7 in fastbreak points.**
 - ^ **Arkansas out-scored NCAA leader Georgia, 25-23, in fastbreak points in the loss Saturday.**
 - ^ **Arkansas out-scored Vandy 21-8 in fastbreak points**
 - ^ Arkansas was only credited with 6 fastbreak points at Oklahoma (who had just 3) and were out-scored 9-2 versus Kentucky.
- **HOWEVER ... Arkansas is averaging 19.36 fastbreak points for the season, which ranks 3rd-best in the NCAA.**
 - The Hogs have had 30-plus fastbreak points five times this season.

| | | | | |
|------------------------|------------------|--------------------------|-----------------------|-----------------------|
| ^ 32 vs South Carolina | ^ 32 vs Southern | ^ 30 vs Central Arkansas | ^ 34 vs Jackson State | ^ 31 vs James Madison |
|------------------------|------------------|--------------------------|-----------------------|-----------------------|
- **ON THE DEFENSIVE END, ARKANSAS IS ONLY ALLOWING 10.2 FASTBREAK POINTS PER GAME (224 TOTAL).**

Shooting the 3 ... 31st in NCAA in 3PT%; 2ND IN THE SEC

- Despite its sub-par performances from 3-point range at Georgia (5-of-21; 23.8%), at Oklahoma (2-of-17; 11.8%) and versus Kentucky (3-of-14; 21.4%), **Arkansas ranks 2nd in the SEC in 3-point percentage at 31st in the NCAA at 37.4%.**
- Arkansas was much better from deep in five SEC games:

| | | |
|--------------------------------|-----------------------------|-------------------------------------|
| ^ 41.7% (10-of-24) at Ole Miss | ^ 38.1% (8-of-21) at Auburn | ^ 38.1% (8-of-21) vs South Carolina |
| ^ 40.9% (9-of-22) vs Vandy | ^ 45.5% (10-of-22) vs LSU | |
- **OVER THE LAST 14 GAMES Arkansas is 38.7% from deep (120-of-310).**

| | |
|------------------------------------|---|
| ^ its percent jumped from | 35.3% to 38.7% |
| ^ its NCAA ranking improved from | 121st to 31st |
| ^ Over the last 14 games from 3PT: | Meleek Thomas 43.7% (31-71) Darius Acuff Jr. 40.8% (31-76) |

Hogs' 2-Point Shooting is On Pace for UA Record AGAIN ... Rank 1st in SEC in FG%

- Arkansas was just 2-of-17 from 3-point range at Oklahoma, but shot an impressive 71.7% (33-of-46) from 2-point range, the program's sixth-best effort overall on 2-point attempts and second-best in an SEC game.
- Arkansas was just 3-of-14 from 3-point range versus Kentucky, but shot 58.8% (26-of-45) from 2-point.

DYNAMIC DUO

- **Darius Acuff Jr. and Meleek Thomas are the top scoring freshmen combo in the country.**

FROSH PPG LEADERS (THRU 2/4)

| | G | TOT | AVG |
|-------------------------------------|-----------|------------|-------------|
| 1 AJ Dybantsa, BYU | 22 | 525 | 23.9 |
| 2 Cameron Boozer, Duke | 22 | 512 | 23.3 |
| 3 Ebuka Okorie, Stanford | 21 | 453 | 21.6 |
| 4 DARIUS ACUFF JR., ARKANSAS | 22 | 447 | 20.3 |
| 5 Caleb Wilson, North Carolina | 22 | 441 | 20.0 |
| 6 Lewis Walker, N.C. A&T | 20 | 381 | 19.1 |
| 7 Alex Wilkins, Furman | 24 | 448 | 18.7 |
| 8 Gavin Sykes, Long Beach St. | 21 | 382 | 18.2 |
| 9 Keaton Wagler, Illinois | 23 | 412 | 17.9 |
| 10 Hannes Steinbach, Washington | 20 | 355 | 17.8 |
| 11 Tounde Yessoufou, Baylor | 22 | 390 | 17.7 |
| 12 Kevair Kennedy, Merrimack | 23 | 394 | 17.1 |
| 13 Nate Ament, Tennessee | 22 | 376 | 17.1 |
| 14 Nick Janowski, St. Thomas (MN) | 25 | 427 | 17.1 |
| 15 Kingston Flemings, Houston | 22 | 375 | 17.0 |
| 16 Larry Johnson, McNeese | 23 | 392 | 17.0 |
| 17 Thijs De Ridder, Virginia | 22 | 368 | 16.7 |
| 18 Ace Glass III, Washington St. | 25 | 410 | 16.4 |
| 19 Isaiah Johnson, Colorado | 23 | 374 | 16.3 |
| 20 Leroy Blyden Jr., Toledo | 23 | 365 | 15.9 |
| 21 Stefan Vaaks, Providence | 23 | 363 | 15.8 |
| 22 Joel Foxwell, Portland | 25 | 394 | 15.8 |
| 23 Preston Edmead, Hofstra | 23 | 355 | 15.4 |
| 24 Nigel James Jr., Marquette | 23 | 355 | 15.4 |
| 25 Brayden Burries, Arizona | 22 | 337 | 15.3 |
| 26 Jake Hall, New Mexico | 23 | 352 | 15.3 |
| 27 Jalen Haralson, Notre Dame | 22 | 334 | 15.2 |
| 28 DeSean Goode, Robert Morris | 25 | 375 | 15.0 |
| 29 MELEEK THOMAS, ARKANSAS | 22 | 329 | 15.0 |

NCAA TOP 3PT SHOOTING FROSH

| (THRU 2/4) | G | 3FG | AVG |
|--------------------------------------|-----------|-----------|-------------|
| 1 Jake Hall, New Mexico | 23 | 70 | 3.04 |
| 2 Stefan Vaaks, Providence | 23 | 62 | 2.70 |
| 3 Preston Edmead, Hofstra | 23 | 61 | 2.65 |
| 4 Keaton Wagler, Illinois | 23 | 59 | 2.57 |
| 5 Dylan Ducommun, NIU | 17 | 40 | 2.35 |
| 6 Ace Glass III, Washington St. | 25 | 58 | 2.32 |
| 7 MELEEK THOMAS, ARKANSAS | 22 | 51 | 2.32 |
| 8 Leroy Blyden Jr., Toledo | 23 | 52 | 2.26 |
| 9 Maguire Mitchell, IU Indy | 24 | 54 | 2.25 |
| 10 DARIUS ACUFF JR., ARKANSAS | 22 | 49 | 2.23 |



PLAYER MISCELLANEOUS STATS

* - Indicates played in some games but redshirted that season

LED HIS TEAM IN SCORING (INCLUDES TIES)

| Player | 21-22 | 22-23 | 23-24 | 24-25 | 25-26 | Career |
|--------------|-------|-------|-------|-------|-------|--------|
| Acuff Jr. | - | - | - | - | 14 | 14 |
| Brazile | 0 | 2 * | 0 | 1 | 4 | 7 |
| Ewin | - | 0 | - | 6 | 1 | 7 |
| Knox | - | - | - | 3 | 0 | 3 |
| Pringle | 1 | 1 | 0 | 1 | 0 | 3 |
| Richmond III | - | - | - | 1 | 0 | 1 |
| Thomas | - | - | - | - | 4 | 4 |
| Wagner | - | - | 2 | 2 | 0 | 4 |

LED HIS TEAM IN REBOUNDING (INCLUDES TIES)

| Player | 21-22 | 22-23 | 23-24 | 24-25 | 25-26 | Career |
|--------------|-------|-------|-------|-------|-------|--------|
| Brazile | 7 | 5 * | 12 | 9 | 10 | 43 |
| Ewin | - | 0 | - | 17 | 4 | 21 |
| Knox | - | - | - | 1 | 4 | 5 |
| Pringle | 1 | 2 | 8 | 11 | 4 | 28 |
| Richmond III | - | - | - | 4 | 2 | 6 |
| Thomas | - | - | - | - | 1 | 1 |
| Wagner | - | - | 2 | 0 | 0 | 2 |

LED HIS TEAM IN ASSISTS (INCLUDES TIES)

| Player | 21-22 | 22-23 | 23-24 | 24-25 | 25-26 | Career |
|--------------|-------|-------|-------|-------|-------|--------|
| Acuff Jr. | - | - | - | - | 18 | 18 |
| Brazile | - | - * | - | - | 1 | 1 |
| Ewin | - | 0 | - | 2 | 0 | 2 |
| Pringle | 0 | 0 | 1 | 1 | 0 | 2 |
| Richmond III | - | - | - | 1 | 1 | 2 |
| Thomas | - | - | - | - | 4 | 4 |
| Wagner | - | - | 7 | 16 | 2 | 25 |

DOUBLE-FIGURE SCORING GAMES

| Player | 21-22 | 22-23 | 23-24 | 24-25 | 25-26 | Career |
|--------------|-------|-------|-------|-------|-------|--------|
| Acuff Jr. | - | - | - | - | 22 | 22 |
| Brazile | 4 | 6 * | 9 | 10 | 12 | 40 |
| Ewin | - | 1 | - | 23 | 12 | 36 |
| Knox | - | - | - | 14 | 9 | 23 |
| Pringle | 1 | 5 | 13 | 14 | 3 | 36 |
| Richmond III | - | - | - | 6 | 10 | 16 |
| Sealy | - | - | - | - | 2 | 2 |
| Thomas | - | - | - | - | 18 | 18 |
| Wagner | - | - | 13 | 22 | 9 | 44 |

DOUBLE FIGURE REBOUNDING GAMES

| Player | 21-22 | 22-23 | 23-24 | 24-25 | 25-26 | Career |
|---------|-------|-------|-------|-------|-------|--------|
| Brazile | 1 | 2 * | 4 | 4 | 4 | 15 |
| Ewin | - | 0 | - | 9 | 1 | 10 |
| Knox | - | - | - | 0 | 2 | 2 |
| Pringle | 1 | 2 | 4 | 5 | 0 | 12 |

DOUBLE FIGURE ASSISTS GAMES

| Player | 21-22 | 22-23 | 23-24 | 24-25 | 25-26 | Career |
|-----------|-------|-------|-------|-------|-------|--------|
| Acuff Jr. | - | - | - | - | 4 | 4 |
| Wagner | - | - | 1 | 0 | 0 | 1 |

DOUBLE-DOUBLES

| Player | 21-22 | 22-23 | 23-24 | 24-25 | 25-26 | Career |
|-----------|-------|-------|-------|-------|-------|--------|
| Acuff Jr. | - | - | - | - | 4 | 4 |
| Brazile | 0 | 2 * | 4 | 4 | 4 | 14 |
| Ewin | - | 0 | - | 9 | 1 | 10 |
| Knox | - | - | - | 0 | 2 | 2 |
| Pringle | 1 | 2 | 3 | 3 | 0 | 9 |
| Wagner | - | - | 1 | 0 | 0 | 1 |

TRIPLE-DOUBLES

| Player | 21-22 | 22-23 | 23-24 | 24-25 | 25-26 | Career |
|--------|-------|-------|-------|-------|-------|--------|
| -- | | | | | | |

20+ POINT SCORING GAMES

| Player | 21-22 | 22-23 | 23-24 | 24-25 | 25-26 | Career |
|---------|-------|-------|-------|-------|-------|--------|
| Acuff | - | - | - | - | 13 | 13 |
| Brazile | 0 | 3 * | 0 | 0 | 4 | 7 |
| Ewin | - | 0 | - | 4 | 2 | 6 |
| Knox | - | - | - | 2 | 1 | 3 |
| Thomas | - | - | - | - | 4 | 4 |
| Wagner | - | - | 2 | 1 | 0 | 3 |

- Arkansas is shooting 49.8% from the field overall – 21st in the NCAA / 1st SEC.
- ^ IN SEC GAMES ONLY, Arkansas is shooting 50.7% from the field overall, which leads the SEC
- ^ HOWEVER, for the season, Arkansas is an impressive 56.8% (502-of-884) inside the arc.
- ^ IN SEC GAMES ONLY, Arkansas is shooting 59.0% (226-of-383) from inside the arc
- Arkansas is on pace to break its own **school record of its 2-point attempts**, which was set last season.
- 1. 56.8% - 2025-26
- 2. 54.1% - 2024-25
- 3. 53.8% - 1993-94

Near Perfect 2nd Half vs LSU ... THANKS TO ACUFF

- Arkansas shot the lights out int he second half vs LSU.
- ^ Team was 21-of-31 FG (67.7%) ... 15-of-21 from 2-point range (71.4%)
- ^ Team was 6-of-10 3PT (60%)
- ^ **Darius Acuff was 10-of-11**
- He missed his first FG attempt of the half then made his next 10, including 3 3's, to close the game.

Razorback Bigs Don't Miss in Norman; Hogs Shoot 71% from 2PT at Oklahoma

- Arkansas bigs Nick Pringle and Malique were a combined 9-of-9 from the field at Oklahoma.
- ^ Pringle was 4-of-4 with three dunks
- ^ Ewin was 5-of-5 with two dunks ... He was also 2-of-2 at the free throw line.
- Thanks to the efforts by Pringle and Ewin...
- ^ The Razorbacks out-scored the Sooners, 56-30, in the paint
- ^ **The Razorbacks shot 71.7% (33-of-46) from 2-point range**, the program's sixth-best effort on 2-PT attempts.

Owning The Ball • 7th in NCAA in A/TO (1st SEC); 1st in SEC in Fewest Turnovers

- Arkansas had a season-high 27 assists versus just four turnovers in the win over South Carolina.
- Arkansas had 25 assists with seven turnovers in the blowout win over Vandy
- ^ Then had 18 and 8 vs LSU and 17 and 6 at Oklahoma.
- ^ **The Razorbacks rank 7th in the NCAA (1st in the SEC) in assist-to-turnover ratio at 1.84.**
- ^ Arkansas averages 17.3 assists (34th in the NCAA) and **commits just 9.4 turnovers per game (13th NCAA/1st SEC).**
- Arkansas had a **positive assist-turnover ratio in each of its first 13 games** and 18 of the 22.
- Arkansas has dished out at least 15 assists in 14 times this season and kept its turnovers to single digits 13 times.

Kentucky Was a Rare Loss

- Arkansas only committed four turnovers versus Kentucky.
- ^ That **tied for the fewest by the Razorbacks in the Calipari era** (also had 4 in a win over Maryland-Eastern Shore).
- ^ **That was the Razorbacks' first loss this years when committing single-digit turnovers, falling to 12-1.**
- ^ In the Calipari era, Arkansas is 17-5 when committing single-digit turnovers.

Acuff on Midseason Watch Lists

- Razorback guard Darius Acuff Jr. was named the **Oscar Robertson Award, Wayman Tisdale Award, Wooden Award** and **Bob Cousy Award** midseason watch lists.
- Acuff, a **six-time SEC Freshman of the Week**, was also recognized two Midseason All-American teams by College Hoops Today (3rd team) AND The Sporting News (3rd team)

Acuff Pads Stats vs Nation's Best and SEC Opponents

- Darius Acuff is averaging:

| | |
|-----------------------|------------------------|
| OVERALL SEASON: | 20.32 ppg and 6.27 apg |
| SEC SEASON: | 22.56 ppg and 6.33 apg |
| VS 8 AP TOP 25: | 20.88 PPG AND 6.38 APG |
| vs 14 Non-Ranked Opp: | 20.00 ppg and 6.14 apg |
- (167 PTS AND 51 ASSISTS)
(280 pts and 86 assists)

Acuff 1 of 3 in NCAA to Average 18 Points and 6.0 Assists

- Darius Acuff is 1 of only 3 players in the NCAA to average 18 points and 6 assists.
- ^ **DARIUS ACUFF JR., ARKANSAS** Fr. 20.3 pts 6.2 assists
- ^ Christian Anderson, Texas Tech So. 19.6 pts 7.5 assists
- ^ Boopie Miller, SMU Sr. 19.1 pts 6.7 assists
- Acuff is the only player in the NCAA to average at least 16 points and 6 assists with an assist/turnover ratio better than 3.0.

Acuff Does it Again

- In an 11-game span, Darius Acuff Jr. has turned in three of the best performances by an NCAA freshman ever, scoring at least 18 points and dishing out at least 10 assists while committing zero turnovers.
- According to ESPN, there's only been five individual games in NCAA history in which a FRESHMAN posted at least 18 points, 10 assists and zero turnovers. It has happened four times this year and three times by Darius Acuff Jr. Acuff did it three times in an 11-game span.

ALL-TIME LIST OF NCAA FRESHMAN WITH AT LEAST 18 PTS • 10 ASSISTS • 0 TURNSOVERS

| | | | | |
|------------------|---------|-------------------|----------|-----------------------------------|
| Darius Acuff Jr. | ARK | vs Queens | 12/16/25 | 23 pts • 10 assists • 0 turnovers |
| Darius Acuff Jr. | ARK | vs South Carolina | 01/14/26 | 18 pts • 13 assists • 0 turnovers |
| Darius Acuff Jr. | ARK | at Oklahoma | 01/27/26 | 21 pts • 10 assists • 0 turnovers |
| Mohammad Habhab | E. MICH | vs Oakland | 11/21/25 | 24 pts • 10 assists • 0 turnovers |
| RJ Barrett | DUKE | vs NC State | 02/16/19 | 23 pts • 10 assists • 0 turnovers |

Brazile Does it Again

- Four times this season, Trevon Brazile came up with a blocked shot (or multiple blocked shots) to win the game for Arkansas.
- ^ **VS WINTHROP:** Blocked a season-high four shots ... all in the final 11 minutes - two were 3-point attempts and one was a jumper at the free throw line ... The last one came with 42 seconds left and led to a Darius Acuff layup to cut the Hogs' deficit to one (83-82) ... The Hogs went on to win 84-83.
- ^ **VS LOUISVILLE:** Had a blocked shot with 7:31 left that Coach Calipari said "won the game"
- ^ **VS TEXAS TECH:** Had a blocked with Arkansas leading by six with 45 seconds left to help seal the win.
- ^ **AT OKLAHOMA:** With Arkansas up two, Brazile blocked a shot with 12 seconds left to help secure the win.

Freshmen Sensations (Stats Thru 2/4)

NCAA TOP FRESHMEN SCORING COMBOS

1. Arkansas 35.27 ppg • 776 pts in 222 gms Darius Acuff Jr. • 447 pts (20.3) Meleek Thomas • 329 pts (15.0)
2. Illinois 30.26 ppg • 696 pts in 23 gms Keaton Wagler • 412 pts (17.9) David Mirkovic • 284 pts (12.3)

For the season, Acuff ranks

| | | | | |
|-------------------|------|-------------|---------------|-----------|
| - Assists/GM | 6.2 | NCAA: 21st | NCAA FR: 3rd | SEC: 1st |
| - Scoring | 20.3 | NCAA: 24th | NCAA FR: 4th | SEC: 4th |
| - FG Made | 160 | NCAA: 19th | NCAA FR: 4th | SEC: 1st |
| - Assist/TO Ratio | 3.04 | NCAA: 32nd | NCAA FR: 4th | SEC: 2nd |
| - 3's Made/GM | 2.23 | NCAA: 200th | NCAA FR: 10th | SEC: 11th |

For the season, Thomas ranks

| | | | | |
|---------------|------|-------------|---------------|-----------|
| - 3's Made/GM | 2.32 | NCAA: 169th | NCAA FR: 7th | SEC: 7th |
| - Scoring | 15.0 | NCAA: 289th | NCAA FR: 29th | SEC: 19th |

Acuff Earns First SEC Freshman of the Week Honor (12/08)

Arkansas guard Darius Acuff Jr. averaged 17.5 points, nine assists and five rebounds in wins over #6 Louisville and Fresno State to be named the SEC Men's Basketball Freshman of the Week.

In the win over #6 Louisville:

- Recorded his first career double-double with 17 points and a career-high 10 assists while adding five rebounds.
- Scored 11 of his 17 points in the second half. Specifically, Acuff finished the game scoring 9 of the Hogs' final 15 points.

In the win over Fresno State:

- Had a game-high 18 points and eight assists with just one turnover and five rebounds.
- Spurred a second-half surge. He scored 11 second-half points (4-of-6 FG • 3-of-5 3PT) with five assists.

Acuff Repeats SEC Freshman of the Week (12/12)

- Darius Acuff Jr. scored 20 points to go with eight assists, four rebounds and a block in the 93-86 win over #16 Texas Tech in the Revocruit Rematch to earn his second SEC Freshman of the Week honors (12/12) and was additionally named Dick Vitale's Diaper Dandy Freshman of the Week.
- Versus Texas Tech, Acuff scored 20 points with eight assists (vs 2 turnovers) ... He was +17 in the seven-point win.

Acuff Triples Up On SEC Freshman of the Week (12/22)

- For the third straight week, Razorback guard Darius Acuff Jr. was named the SEC Men's Basketball Freshman of the Week.
- For the week, Acuff averaged 25 points, 8.5 assists, 4.0 rebounds and 2.0 steals in a win over Queens and a loss to #8 Houston.
- Versus Queens, Acuff scored a then career-high 23 while tying his career-high with 10 assists for his second double-double of the season. He had zero turnovers, was 4-of-6 from 3-point range and added a career-high three steals in the win.
- Versus Houston, Acuff scored a then career-high 27 points to go with seven assists and five rebounds against #8 Houston. Acuff tied a career high with nine field goals made and had a career high in FT made (8) and FT attempted (11). He also dished out seven assists - his sixth-straight game with at least 5 assists (averaging 8.0 over the six-game span).

Acuff Earns 4th Straight SEC Freshman of the Week (1/5); Adds Multiple Honors

- Razorback Darius Acuff Jr. was named the Jersey Mike's Naismith Men's College Basketball Player of the Week, the NCAA March Madness National Freshman of the Week, Dick Vitale's Diaper Dandy of the Week, and, for the fourth straight time, the SEC Freshman of the Week.
- Acuff became just the fifth player in SEC history to earn SEC Freshman of the Week honors four consecutive times.
- For the week, Acuff averaged 23 points and five assists while shooting 57.1% from the field, including 46.2% from 3-point, in wins over James Madison and Tennessee.
- Vs JMU: Acuff had a 17-point, six-assist performance. He led Arkansas to a 48-28 halftime cushion with 12 points (5-of-9 FG) and five assists in the period.
- Vs TENN: Acuff scored a then career-high 29 points (9-of-16 FG • 8-of-9 FT) and made two clutch 3-pointers late in the second half.
 - In the first half, he scored 10 points, but 9 of the 10 were critical points. After Tennessee opened the game on a 7-0 run, Acuff scored Arkansas's first 7 points to make the score 9-7 in UT's favor. He also gave Arkansas a one-point lead at the break with his pull-up jumper with two seconds left.
 - In the second half, Acuff scored 19 points (5-of-8 FG • 2-of-3 3PT • 7-of-7 FT). With Arkansas down two (53-51 with 12 minutes to play), Acuff scored 16 of the Hogs' final 35 points, including a 3-pointer with 3:49 left and Arkansas clinging to a 2-point lead as the shot clock was running out, as well as a 3-pointer with 2:09 left to cap an 8-0 run to put the Hogs up 11.

Acuff Wins SEC Frosh of the Week for a Record 5th Straight Time (1/12)

- For a record-setting fifth-straight time, Arkansas guard Darius Acuff Jr. was selected as the SEC Freshman of the Week (1/12).
 - For the second consecutive week, Acuff averaged over 20 points (22.5 pts) and 5.0 assists.
 - Playing in his first two career SEC road games, Acuff led the Hogs in scoring in both games.
- At Ole Miss, Acuff led the Hogs to a win by scoring 26 points and dishing out nine assists. With the Rebels making a comeback attempt, Acuff scored 20 of his 26 points in the second half while handing out six of his nine assists in the period.
- At Auburn, he also led Arkansas in scoring with 19 points.
- Acuff is the first player in SEC history to earn the honor in five consecutive weeks and is the 13th player in league history (since the award started in 1988) to earn the honor at least five times in a season.

Acuff Gets Record-Tying 6th SEC Honor (1/26)

- Darius Acuff Jr. averaged 24 points and 5.5 assists in leading Arkansas to wins over #15 Vanderbilt and LSU to earn his record-tying sixth SEC Freshman of the Week (1/26) honor. It was his sixth honor in a seven-week span.
- Acuff was particularly impressive in the second half of both wins as he averaged 16.5 points and 5.0 assists while shooting 87.5% from the field (14-16 FG) and 80% from 3-point range (4-5 3PT).
- Acuff started the week by leading the Razorbacks with 17 points in a dominating 93-68 win over #15 Vanderbilt. He 4-of-5 from the field in the second half and had all five of his assists in the final 20 minutes.
- Versus LSU, Acuff scored a career-high 31 points with six assists and a career-high two blocked shots. He scored 24 points in the second half (10-of-11 FG • 3-3 3PT) with five of his six assists. Specifically, Acuff missed his first shot attempt in the second half then MADE HIS FINAL 10 FIELD GOALS TO CLOSE THE GAME.
 - With Arkansas down 59-56 with 9:45 left, Acuff took over.
 - Scored 12 of the Razorbacks' next 15 points to give the Hogs a 71-67 lead.
 - Started the run with a 3-pointer to tie the game at 59.
 - After an LSU basket, assisted on a Karter Knox 3 to put the Hogs up 62-61.
 - Blocked two shots with both coming on the same LSU possession. First, he blocked one that went out of bounds. Then, he

TEAM MISCELLANEOUS STATS

RECORD BREAKDOWN

| | | |
|-------------------------------|---------------|-----------------|
| At Bud Walton Arena | 2025-26: 12-1 | Cal Era: 24-5 |
| On The Road | 2025-26: 2-3 | Cal Era: 6-9 |
| Neutral Site (includes NLR) | 2025-26: 2-2 | Cal Era: 7-6 |
| White "Razorbacks" Uni | 2025-26: 7-0 | Cal Era: 18-4 * |
| White "Hog" Uni | 2025-26: 4-3 | Cal Era: 4-4 |
| Cardinal "Arkansas" Uni | 2025-26: 3-0 | Cal Era: 8-1 |
| Cardinal "94 "Razorbacks" Uni | 2025-26: 1-2 | Cal Era: 4-7 |
| | 2025-26: 1-1 | Cal Era: 4-4 |

* L at Mizzou '25 wearing white

STARTING THE GAME

| | | |
|-----------------------|--------------|----------------|
| When ARK wins tip | 2025-26: 7-3 | Cal Era: 25-12 |
| When OPP wins tip | 2025-26: 9-3 | Cal Era: 13-8 |
| When ARK scores first | 2025-26: 7-2 | Cal Era: 19-10 |
| When OPP scores first | 2025-26: 9-4 | Cal Era: 19-10 |

LEADS AND DEFICITS

| | | |
|--|---|----------------|
| Leading at the half | 2025-26: 13-1 | Cal Era: 28-3 |
| • 2025-26: home: 11-0 / road: 1-1 / neutral 1-0 | | |
| Trailing at the half | 2025-26: 3-5 | Cal Era: 10-16 |
| • 2025-26: home: 1-0 / road: 1-3 / neutral 1-1 | | |
| Tied at the half | 2025-26: 0-0 | Cal Era: 0-1 |
| • 2025-26: home: 0-0 / road: 0-0 / neutral 0-0 | | |
| '25-26 W/ 10:00 left | Leading: 12-2 Trailing: 3-4 Tied: 1-0 | |
| • Cal Era Leading: 32-6 Trailing: 5-14 Tied: 1-0 | | |
| '25-26 W/ 5:00 left | Leading: 15-0 Trailing: 0-6 Tied: 0-0 | |
| • Cal Era Leading: 35-1 Trailing: 3-18 Tied: 0-1 | | |
| '25-26 W/ 2:00 left | Leading: 15-0 Trailing: 1-6 Tied: 0-0 | |
| • Cal Era Leading: 34-1 Trailing: 3-18 Tied: 1-1 | | |
| '25-26 in OT | ALL: 0-0 OT: 0-0 2OT: 0-0 3OT: 0-0 | |
| • Cal Era ALL: 0-0 OT: 0-0 2OT: 0-0 3OT: 0-0 | | |
| 1 Possession GMS (3 pts or less) | 2025-26: 1-1 | Cal Era: 5-4 |
| GMS decided by 4-to-10 pts | 2025-26: 6-3 | Cal Era: 13-10 |
| GMS decided by 11-to-20 pts | 2025-26: 1-1 | Cal Era: 8-4 |
| GMS decided by 21-plus pts | 2025-26: 7-1 | Cal Era: 11-2 |

PLAYER SCORING

| | | |
|------------------------------|---------------|---------------|
| Only 1 Hog in Double Figures | 2025-26: 0-0 | Cal Era: 0-0 |
| 2 Hogs in Double Figures | 2025-26: 0-0 | Cal Era: 3-3 |
| 3 Hogs in Double Figures | 2025-26: 2-2 | Cal Era: 8-6 |
| 4 Hogs in Double Figures | 2025-26: 8-2 | Cal Era: 13-6 |
| 5 Hogs in Double Figures | 2025-26: 3-1 | Cal Era: 9-3 |
| 6 Hogs in Double Figures | 2025-26: 3-0 | Cal Era: 4-0 |
| 7 Hogs in Double Figures | 2025-26: 1-0 | Cal Era: 3-0 |
| 8+ Hogs in Double Figures | 2025-26: 0-0 | Cal Era: 0-0 |
| At Least 1 Hog Scores 20+ | 2025-26: 14-3 | Cal Era: 25-7 |
| 2 Hogs Score 20+ | 2025-26: 1-1 | Cal Era: 5-3 |
| 3+ Hogs Score 20+ | 2025-26: 2-0 | Cal Era: 2-0 |

TEAM SCORING

| | ARK | OPP |
|-----------|------------------------------|------------------------------|
| 30-39 pts | '25-26: 0-0 Cal Era: 0-0 | '25-26: 0-0 Cal Era: 1-0 |
| 40-49 pts | '25-26: 0-0 Cal Era: 0-0 | '25-26: 0-0 Cal Era: 1-0 |
| 50-59 pts | '25-26: 0-0 Cal Era: 0-2 | '25-26: 2-0 Cal Era: 4-0 |
| 60-69 pts | '25-26: 0-1 Cal Era: 2-8 | '25-26: 2-1 Cal Era: 10-4 |
| 70-79 pts | '25-26: 1-4 Cal Era: 10-6 | '25-26: 6-0 Cal Era: 12-6 |
| 80-89 pts | '25-26: 6-1 Cal Era: 10-4 | '25-26: 6-2 Cal Era: 9-6 |
| 90-99 pts | '25-26: 4-0 Cal Era: 10-0 | '25-26: 0-3 Cal Era: 1-4 |
| 100+ pts | '25-26: 5-0 Cal Era: 6-0 | '25-26: 0-0 Cal Era: 0-0 |

ARK SHOOTING PCT

| | F6% | 3PT% |
|----------------|-------------------------------|------------------------------|
| 50% or Better | '25-26: 11-0 Cal Era: 22-0 | '25-26: 4-0 Cal Era: 6-0 |
| 40% - 49.9% | '25-26: 5-5 Cal Era: 14-13 | '25-26: 3-1 Cal Era: 10-3 |
| 30% - 39.9% | '25-26: 0-1 Cal Era: 1-6 | '25-26: 8-2 Cal Era: 14-6 |
| 20% - 29.9% | '25-26: 0-0 Cal Era: 0-1 | '25-26: 0-3 Cal Era: 5-8 |
| 19.9% or Worse | '25-26: 0-0 Cal Era: 0-0 | '25-26: 1-0 Cal Era: 3-3 |

OPP SHOOTING PCT

| | F6% | 3PT% |
|----------------|-------------------------------|------------------------------|
| 50% or Better | '25-26: 2-3 Cal Era: 4-4 | '25-26: 0-0 Cal Era: 0-0 |
| 40% - 49.9% | '25-26: 9-3 Cal Era: 18-15 | '25-26: 3-3 Cal Era: 8-5 |
| 30% - 39.9% | '25-26: 4-0 Cal Era: 12-2 | '25-26: 7-2 Cal Era: 14-9 |
| 20% - 29.9% | '25-26: 1-0 Cal Era: 3-0 | '25-26: 4-0 Cal Era: 9-4 |
| 19.9% or Worse | '25-26: 0-0 Cal Era: 0-0 | '25-26: 2-1 Cal Era: 7-2 |

REBOUNDING/TURNOVERS

| | | |
|------------------------------|---------------|----------------|
| Out-rebounding opponent | 2025-26: 11-2 | Cal Era: 24-4 |
| Out-rebounded by opp. | 2025-26: 5-4 | Cal Era: 13-16 |
| Rebounds are even | 2025-26: 0-0 | Cal Era: 1-0 |
| Grabbing 10+ off reb | 2025-26: 10-4 | Cal Era: 17-13 |
| Forcing 15+ turnovers | 2025-26: 4-1 | Cal Era: 12-2 |
| Committing less than 15 TO | 2025-26: 16-4 | Cal Era: 33-14 |
| ^ Committing single-digit TO | 2025-26: 12-1 | Cal Era: 17-5 |

BY MONTH

| | | |
|-------------|--------------|---------------|
| In November | 2025-26: 5-2 | Cal Era: 10-4 |
| In December | 2025-26: 5-1 | Cal Era: 11-1 |
| In January | 2025-26: 6-3 | Cal Era: 7-9 |
| In February | 2025-26: 0-0 | Cal Era: 5-3 |
| In March | 2025-26: 0-0 | Cal Era: 5-3 |
| In April | 2024-25: 0-0 | Cal Era: 0-0 |

PLAYER MISCELLANEOUS STATS

* - Indicates played in some games but redshirted that season

30+/40+ POINT SCORING GAMES

| Player | 21-22 | 22-23 | 23-24 | 24-25 | 25-26 | Career |
|--------|-------|-------|-------|-------|-------|--------|
| Acuff | - | - | - | - | 1/0 | 1/0 |

1+/3+ THREE-POINTERS MADE IN A GAME

| Player | 21-22 | 22-23 | 23-24 | 24-25 | 25-26 | Career |
|--------------|-------|-------|-------|-------|-------|--------|
| Acuff | - | - | - | - | 21/9 | 21/9 |
| Brazile | 10/0 | 5/3 * | 15/2 | 14/2 | 11/4 | 55/11 |
| Ewin | - | 0 | - | 0 | 2/0 | 2/0 |
| Karuletwa | - | - | - | 0 | 1/0 | 1/0 |
| Kelley | - | - | - | 0 | 1/0 | 1/0 |
| Knox | - | - | - | 21/5 | 14/3 | 35/8 |
| Richmond III | - | - | - | 2/0 | 6/0 | 8/0 |
| Thomas | - | - | - | - | 20/10 | 20/10 |
| Wagner | - | - | 16/3 | 23/4 | 14/2 | 52/9 |

5+ REBOUNDS IN A GAME

| Player | 21-22 | 22-23 | 23-24 | 24-25 | 25-26 | Career |
|--------------|-------|-------|-------|-------|-------|--------|
| Acuff | - | - | - | - | 5 | 5 |
| Brazile | 16 | 6 * | 15 | 19 | 18 | 74 |
| Ewin | - | 1 | - | 21 | 11 | 33 |
| Knox | - | - | - | 7 | 10 | 17 |
| Pringle | 2 | 5 | 17 | 20 | 10 | 54 |
| Richmond III | - | - | - | 6 | 8 | 14 |
| Sealy | - | - | - | - | 1 | 1 |
| Thomas | - | - | - | - | 7 | 7 |
| Wagner | - | - | 2 | 4 | 0 | 6 |

3+/5+ ASSISTS IN A GAME

| Player | 21-22 | 22-23 | 23-24 | 24-25 | 25-26 | Career |
|--------------|-------|-------|-------|-------|-------|--------|
| Acuff | - | - | - | - | 20/16 | 20/16 |
| Brazile | 0/0 | 0/0 * | 0/0 | 1/0 | 4/1 | 5/1 |
| Ewin | - | 0/0 | - | 3/0 | 1/0 | 4/0 |
| Knox | - | - | - | 3/1 | 2/0 | 5/1 |
| Pringle | 0/0 | 0/0 | 2/0 | 3/0 | 2/0 | 7/0 |
| Richmond III | - | - | - | 7/1 | 6/1 | 13/2 |
| Thomas | - | - | - | - | 10/4 | 10/4 |
| Wagner | - | - | 20/7 | 26/13 | 9/2 | 55/22 |

3+ BLOCKS IN A GAME

| Player | 21-22 | 22-23 | 23-24 | 24-25 | 25-26 | Career |
|--------------|-------|-------|-------|-------|-------|--------|
| Brazile | 5 | 1 * | 4 | 3 | 4 | 17 |
| Ewin | - | 1 | - | 2 | 1 | 4 |
| Knox | - | - | - | 1 | 0 | 1 |
| Pringle | 0 | 1 | 1 | 1 | 1 | 4 |
| Richmond III | - | - | - | - | 1 | 1 |

3+ STEALS IN A GAME

| Player | 21-22 | 22-23 | 23-24 | 24-25 | 25-26 | Career |
|--------------|-------|-------|-------|-------|-------|--------|
| Acuff | - | - | - | - | 2 | 2 |
| Brazile | 0 | 0 * | 0 | 4 | 4 | 8 |
| Ewin | - | 0 | - | 3 | 1 | 4 |
| Pringle | 1 | 1 | 0 | 0 | 0 | 2 |
| Richmond III | - | - | - | 0 | 1 | 1 |
| Thomas | - | - | - | - | 4 | 4 |
| Wagner | - | - | 3 | 1 | 2 | 6 |

DUNKS

| Player | 21-22 | 22-23 | 23-24 | 24-25 | 25-26 | Career |
|--------------|-------|-------|-------|-------|-------|--------|
| Acuff | - | - | - | - | 6 | 6 |
| Brazile | NA | 12 * | 28 | 35 | 30 | 103 |
| Ewin | - | NA | - | NA | 32 | NA |
| Knox | - | - | - | 14 | 14 | 28 |
| Pringle | 4 | 23 | 40 | 32 | 29 | 126 |
| Richmond III | - | - | - | 17 | 16 | 31 |
| Sealy | - | - | - | - | 3 | 3 |
| Thomas | - | - | - | - | 2 | 2 |
| Wagner | - | - | 1 | 4 | 4 | 9 |

blocked a second one, got the rebound and went coast-to-coast for a layup and a 64-61 lead.

- Including that layup, Acuff scored nine-straight points for the Razorbacks for the 71-67 lead.

Thomas Matched Acuff's Excellence in JMU and UT Wins

• Even though Darius Acuff Jr. was the SEC Freshman of the Week, Meleek Thomas matched Acuff's excellence in the wins over James Madison and #19 Tennessee.

ACUFF 23.0 ppg (46 total) 57.1% FG (16-28) 45.2% 3PT (6-13) 8-9 FT

THOMAS 23.0 ppg (46 total) 48.3% FG (14-29) 64.3% 3PT (9-14) 9-10 FT

• JMU, Thomas led the team with a **season-high 28 points** while making a season-high six 3-pointers ... During a 19-2 run in the first half, Thomas scored 14 with three 3-pointers and finished with 18 first-half points ... Was a **team-best +35** in 26:56 played.

• TENNESSEE: According to Coach Cal, kept Arkansas in the game in the first half with 12 points (5-of-7 FG • 2-of-2 3PT) ... Finished with **18 points while tying a career-high with three steals** ... Was a **team-best +21** in the 11-point win, playing 30:26.

Billy G.O.A.T

• Billy Richmond III may have played his best SEC games two of the Hogs' three league losses: at Georgia and vs Kentucky/.

AT GEORGIA

^ 12 points

^ 8 rebounds

^ 3 blocked shots

1 shy of then SEC Career High

season high (1 shy of career high)

career high

^ 6 FG made ties career high

led the team

1 was rejecting Somto Cyril at the rim [WATCH](#)

VS KENTUCKY

^ 14 points

SEC Career High (1 shy of overall high)

^ 6 FG made ties career high

^ Was 6-of-8 from the field overall and 2-of-3 at the line

^ 5 rebounds

Brazile Named SEC Player of the Week (12/15)

• Trevon Brazile recorded a double-double with 24 points and 10 rebounds in the win over #16 Texas Tech in the Revocriut Rematch to earn SEC Player of the Week honors.

^ The 24 points were one shy of a career high ... His eight field goals made (8-of-13) and four 3-pointers made (4-of-5) tied career highs ... Added two blocked shots, including one with Arkansas leading by six with 45 seconds left, to help seal the win.

^ **Scored 18 points with eight rebounds in the second half** to spur the come-from-behind win ... Was 6-of-9 FG in the second half, including 2-of-2 from 3PT, and was 4-of-4 at the line with eight of his 10 rebounds ... **Overall, Brazile's two 3-pointers midway through the half started a 26-15 Razorback run** to turn a five-point deficit into a six-point lead (89-83 with 58 seconds left) ... **Brazile scored 14 of the Hogs' 26 points in the run.**

Brazile Likes Playing Vandy ... SUPER SOLID LAST FOUR GAMES

• Trevon Brazile had his fourth double-double of the year and the 14th of his career with 10 points and a 14 rebounds vs Vandy.

^ **The 14 rebounds were a season high and tied his SEC career-high.**

^ **His other 14-rebound game versus an SEC opponent came last year at Vandy** ... a double-double with 16 pts and 14 rebs

• In addition to his double-double vs Vandy, Brazile:

^ Had a **career-high five assists** and **tied his career-high with four steals** ... Added two blocked shots.

• **OVER THE LAST FOUR GAMES** (Vandy, LSU, Okla, UK). Brazile has stuffed the stat sheet. He is only averaging 9.8 points but

^ **He is averaging a team-best 9.0 rebounds (14, 7, 7 and 8)**

^ **Has a team-best 7 blocked shots** (rest of the team has 6)

^ **Has a team-best 7 steals** (rest of the team has 11)

^ **He has 12 assists - second-most on the team behind Acuff's 24**

Unique Malique; Non-Con vs SEC Games

• Malique Ewin has shown great improvement since the calendar flipped and SEC play began.

NON-CON 8.7 ppg (6th on the team)

4.6 rpg

69% FT

16.3 min/gm

SEC GAMES: 11.7 (3rd on the team)

5.4 rpg

72% FT

20.7 min/gm

BIG GAMES THIS SEASON

• VS HOUSTON

^ Season-high 20 points and grabbed nine rebounds to tie a then season high.

^ He was 5-of-9 from the field, drew 11 fouls and was 10-of-17 at the line.

^ For the second-straight game and third time in his last five, had two blocked shots.

• TENNESSEE

^ Had a respectable 12 points and 6 rebounds ... HOWEVER ... He had 10 and 5, while adding four blocked shots in the 2nd half.

• At Auburn:

^ Ewin tallied his first double-double as a Razorback with 13 points and had 12 rebounds

• SOUTH CAROLINA:

^ Only played 15 minutes but scored 18 points on 8-of-10 shooting and he was 2-of-2 at the line.

• at Georgia:

^ Scored 12 points (4-of-9 FG • 4-of-4 FT) with seven rebounds ... five offensive.

• VANDERBILT:

^ Scored 16 points (5-of-6 FG • 6-of-8 FT) with four dunks.

• AT OKLAHOMA:

^ Was 5-of-5 from the field and 2-of-2 at the line.

Fort Knox

• Karter Knox had high expectations coming into the season based on the way he finished last year and his participation in the 2025 NBA Draft Combine. While some may think he is off to a slow start, the stats say different.

^ **Knox only played seven minutes at Auburn due to injury and came off the bench versus South Carolina and at Georgia.**

• Knox has two double-doubles this season – the first two of his career.

• Versus Fresno State, scored 11 points – 9 in the second half ... with three assists ... During the 22-6 run to start the second half, Knox drained three 3-pointers and dished out two assists.

• **Versus Texas Tech, he once again excelled. In last year's NCAA Sweet 16 vs the Red Raiders, Knox had 20 points and 6 rebounds (4-of-4 3PT) ... This year, he scored 20 points and had 6 rebounds (3-of-4 3PT).**

• **Versus Tennessee, scored 9 of his 11 points and grabbed 6 of his 7 rebounds in the second half ... Made a clutch 3-pointer with 3:00 remaining as the shot clock expired to put the Hogs up 8.**

^ 2024-25

Knox had 7 gms with 5+ rebounds

Ark was 5-2 in such games


2025-26

Knox has 10 gms with 5+ rebounds

Ark is in 9-1 such games

Burger Boys .. And Another One

- In the UCA and Samford games, **Arkansas started four McDonald's All-Americans** – D.J. Wagner ('23) • Karter Knox ('24) • Darius Acuff Jr. ('25) • Meleek Thomas ('25). It was **the first and only time** the Hogs started four McDonald's All-Americans in the same game.
- ^ In 2022-23, Arkansas started three McDonald's All-Americans: Anthony Black ('22) • Jordan Walsh ('22) • Nick Smith Jr. ('22)
- ^ In 1996-97, Arkansas started three McDonald's All-Americans: Kareem Reid ('94) • Derek Hood ('95) • Glendon Alexander ('96)
- Arkansas added to its list of McDonald's All-Americans when JJ ANDREWS was selected for the 2026 game.**
- ^ This season, Andrews has averaged 31.5 points, 15.2 rebounds and 3.1 assists this season while shooting 68% from the field and 39% from beyond the three-point line.
- ^ **Andrews is the 23rd Razorback signee to be named to the McDonald's All American Game** and the fifth signed by Arkansas head coach John Calipari in three signing classes.
- ^ Overall, **Cal has signed 54 McDonald's All Americans** in his 34 years as a collegiate head coach.



ABDOU TOURE

6-5, 205, W
West Haven, Conn. / Notre Dame HS

| Pub | Rating | Natl. | Pos. | St. |
|--|--------|-------|--------|-------|
| Rivals | 4 Star | #30 | #9 SG | #1 CT |
| On3 Ind | 4 Star | #34 | #9 SG | #1 CT |
| ESPN | 4 Star | #34 | #14 SF | #1 CT |
| 247Comp | 4 Star | #34 | #15 SF | #1 CT |
| 247Sports | 4 Star | #36 | #18 SF | #1 CT |
| • 1 of 25 players named to the 2026 Jersey Mike's Naismith Trophy Boys' High School Player of the Year Midseason Team | | | | |
| • MaxPreps National Player of the Year Watch List | | | | |
| • Two-time Connecticut MaxPreps Player of the Year (2024 and 2025) | | | | |
| • Also a two-time CTInsider.com Player of the Year and first team All-State selection (2024 and 2025) | | | | |
| • Named the 2024-25 Connecticut Gatorade Player of the Year after averaging 25.1 points per game as a junior | | | | |
| • Ended his junior season as the program's all-time leading scorer with over 1,400 points. | | | | |

COACH CAL

RADIO SHOW

*TUESDAY, NOVEMBER 4, 2025
MONDAY, NOVEMBER 10, 2025
MONDAY, NOVEMBER 17, 2025
MONDAY, DECEMBER 1, 2025
MONDAY, DECEMBER 8, 2025
MONDAY, DECEMBER 15, 2025
MONDAY, JANUARY 5, 2026
MONDAY, JANUARY 12, 2026
MONDAY, JANUARY 19, 2026
MONDAY, FEBRUARY 16, 2026
MONDAY, FEBRUARY 23, 2026
MONDAY, MARCH 2, 2026

ALL SHOWS AT SASSY'S ON STEAMBOAT DR.

TV SHOW

SUNDAY, JANUARY 4
SUNDAY, JANUARY 11
SUNDAY, JANUARY 18
SUNDAY, JANUARY 25
SUNDAY, FEBRUARY 1
SUNDAY, FEBRUARY 8
SUNDAY, FEBRUARY 15
SUNDAY, FEBRUARY 22
SUNDAY, MARCH 1
SUNDAY, MARCH 8

ARKANSAS IN 2025-26 RANKINGS

Thru Feb 4



| TEAM IN THE NCAA/SEC | NCAA | SEC | NO. |
|---|------|-----|-------|
| Assist/Turnover Ratio (361 ranked) | 7 | 1 | 1.84 |
| Assists Per Game (361 ranked) | 34 | 4 | 17.3 |
| Bench Points per game (361 ranked) | 15 | 3 | 33.5 |
| Blocks Per Game (361 ranked) | 32 | 6 | 4.7 |
| Effective FG pct (361 ranked) | 27 | 2 | 0.565 |
| Fastbreak Points (361 ranked) | 3 | 2 | 19.36 |
| Field Goal Percentage (361 ranked) | 21 | 1 | 49.8 |
| Field Goal Percentage Defense (361 ranked) | 194 | 13 | 44.2 |
| Fouls Per Game (361 ranked) | 89 | 2 | 16.4 |
| Free Throw Attempts Per Game (361 ranked) | 63 | 10 | 23.7 |
| Free Throw Percentage (361 ranked) | 108 | 9 | 74.1 |
| Free Throws Made Per Game (361 ranked) | 55 | 9 | 17.6 |
| Rebound Margin (361 ranked) | 152 | 11 | 2.1 |
| Rebounds (Defensive) Per Game (361 ranked) | 150 | 12 | 25.18 |
| Rebounds (Offensive) Per Game (361 ranked) | 180 | 12 | 11.09 |
| Rebounds Per Game (361 ranked) | 153 | 14 | 36.27 |
| Scoring Defense (361 ranked) | 274 | 11 | 77.6 |
| Scoring Margin (361 ranked) | 43 | 6 | 11.1 |
| Scoring Offense (361 ranked) | 13 | 5 | 88.7 |
| Steals Per Game (361 ranked) | 112 | 6 | 7.5 |
| Three Point Attempts Per Game (361 ranked) | 198 | 11 | 22.7 |
| Three Point Percentage (361 ranked) | 31 | 2 | 37.4 |
| Three Point Percentage Defense (361 ranked) | 88 | 6 | 31.8 |
| Three Pointers Per Game (361 ranked) | 127 | 6 | 8.5 |
| Turnover Margin (360 ranked) | 56 | 4 | 2.5 |
| Turnovers Forced Per Game (361 ranked) | 182 | 5 | 11.91 |
| Turnovers Per Game (361 ranked) | 13 | 1 | 9.4 |
| Winning Percentage (361 ranked) | 50 | 3 | 72.7 |

RAZORBACKS IN THE NCAA/SEC

| | PLAYER | NCAA | SEC | NO. |
|--|--------------------|------|-----|-------|
| Assist/Turnover Ratio (350 ranked) | Darius Acuff Jr. | 32 | 2 | 3.04 |
| Assists (339 ranked) | Darius Acuff Jr. | 23 | 1 | 137 |
| Assists Per Game (346 ranked) | Darius Acuff Jr. | 21 | 1 | 6.2 |
| Blocks (335 ranked) | Trevon Brazile | 165 | 11 | 27 |
| | Malique Ewin | 273 | 17 | 21 |
| Blocks Per Game (349 ranked) | Trevon Brazile | 146 | 11 | 1.29 |
| | Malique Ewin | 280 | 20 | 0.95 |
| Double Doubles (317 ranked) | Darius Acuff Jr. | 132 | 7 | 4 |
| | Trevon Brazile | 132 | 7 | 4 |
| | Karter Knox | 317 | 20 | 2 |
| Field Goal Attempts (346 ranked) | Darius Acuff Jr. | 36 | 2 | 326 |
| | Meleek Thomas | 189 | 10 | 272 |
| Field Goal Percentage (350 ranked) | Darius Acuff Jr. | 156 | 6 | 49.1 |
| | Meleek Thomas | 309 | 14 | 42.3 |
| Field Goals (337 ranked) | Darius Acuff Jr. | 19 | 1 | 160 |
| | Meleek Thomas | 305 | 15 | 115 |
| Free Throw Attempts (347 ranked) | Darius Acuff Jr. | 266 | 16 | 101 |
| Free Throw Percentage (346 ranked) | -- | | | |
| Free Throws (345 ranked) | Darius Acuff Jr. | 256 | 18 | 78 |
| Minutes Per Game (350 ranked) | Darius Acuff Jr. | 111 | 2 | 33:34 |
| Points (349 ranked) | Darius Acuff Jr. | 30 | 3 | 447 |
| | Meleek Thomas | 324 | 17 | 329 |
| Points Per Game (1496 ranked) | Darius Acuff Jr. | 24 | 4 | 20.3 |
| | Meleek Thomas | 289 | 19 | 15 |
| | Trevon Brazile | 625 | 34 | 12.5 |
| | Malique Ewin | 1106 | 55 | 9.9 |
| | Billy Richmond III | 1384 | 68 | 8.5 |
| | Karter Knox | 1406 | 69 | 8.4 |
| Rebounds (343 ranked) | Trevon Brazile | 218 | 13 | 145 |
| Rebounds (Defensive) Per Game (349 ranked) | Trevon Brazile | 70 | 6 | 5.62 |
| Rebounds (Offensive) Per Game (347 ranked) | Malique Ewin | 168 | 11 | 2.41 |
| Rebounds Per Game (347 ranked) | Trevon Brazile | 172 | 9 | 6.9 |
| Steals (346 ranked) | Trevon Brazile | 260 | 12 | 32 |
| | Meleek Thomas | 273 | 14 | 31 |
| Steals Per Game (348 ranked) | Trevon Brazile | 205 | 12 | 1.52 |
| | Meleek Thomas | 283 | 15 | 1.41 |
| Three Point Attempts (346 ranked) | Meleek Thomas | 235 | 10 | 130 |
| | Darius Acuff Jr. | 323 | 17 | 120 |
| Three Point Percentage (122 ranked) | -- | | | |
| Three Pointers Per Game (350 ranked) | Meleek Thomas | 169 | 7 | 2.32 |
| | Darius Acuff Jr. | 200 | 11 | 2.23 |
| Total 3-point FGM (330 ranked) | Meleek Thomas | 177 | 7 | 51 |
| | Darius Acuff Jr. | 218 | 11 | 49 |
| Triple Doubles (3 ranked) | -- | | | |



2025-26 SEC STANDINGS

Thru Feb. 4



| | SEC | PCT. | HOME | AWAY | OVERALL | PCT. | HOME | ROAD | NEUTRAL | STRK |
|-------------------|------------|-------------|------------|------------|-------------|-------------|-------------|------------|------------|-----------|
| Florida | 7-2 | .778 | 4-1 | 3-1 | 16-6 | .727 | 10-1 | 3-2 | 3-3 | W2 |
| Texas A&M | 7-2 | .778 | 4-0 | 3-2 | 17-5 | .773 | 12-1 | 4-2 | 1-1 | L1 |
| Kentucky | 7-3 | .700 | 4-1 | 3-2 | 16-7 | .696 | 12-2 | 3-3 | 1-2 | W1 |
| Arkansas | 6-3 | .667 | 4-1 | 2-2 | 16-6 | .727 | 12-1 | 2-3 | 2-2 | L1 |
| Tennessee | 6-3 | .667 | 4-1 | 2-2 | 16-6 | .727 | 12-1 | 2-3 | 2-2 | W4 |
| Vanderbilt | 6-3 | .667 | 4-1 | 2-2 | 19-3 | .864 | 11-1 | 5-2 | 3-0 | W3 |
| Alabama | 5-4 | .556 | 3-2 | 2-2 | 15-7 | .682 | 8-3 | 3-2 | 4-2 | W1 |
| Auburn | 5-4 | .556 | 3-1 | 2-3 | 14-8 | .636 | 9-1 | 2-4 | 3-3 | L1 |
| Missouri | 5-4 | .556 | 4-1 | 1-3 | 15-7 | .682 | 13-1 | 2-5 | 0-1 | W1 |
| Texas | 5-5 | .500 | 3-2 | 2-3 | 14-9 | .609 | 10-3 | 2-4 | 2-2 | W2 |
| Georgia | 4-5 | .444 | 2-3 | 2-2 | 16-6 | .727 | 11-3 | 3-2 | 2-1 | L3 |
| Ole Miss | 3-6 | .333 | 1-2 | 2-4 | 11-11 | .500 | 7-3 | 2-5 | 2-3 | L4 |
| Mississippi State | 3-6 | .333 | 1-3 | 2-3 | 11-11 | .500 | 7-4 | 3-3 | 1-4 | L1 |
| LSU | 2-7 | .222 | 1-3 | 1-4 | 14-8 | .636 | 9-3 | 2-4 | 3-1 | W1 |
| South Carolina | 2-8 | .200 | 1-4 | 1-4 | 11-12 | .478 | 10-5 | 1-5 | 0-2 | L4 |
| Oklahoma | 1-9 | .100 | 1-4 | 0-5 | 11-12 | .478 | 8-4 | 1-6 | 2-2 | L9 |

AP (Feb. 2)

| | | | |
|----|-----------------------|-------------|-------------|
| 1 | Arizona (59) | 22-0 | 1475 |
| 2 | Michigan | 20-1 | 1388 |
| 3 | UConn | 21-1 | 1367 |
| 4 | DUKE | 20-1 | 1314 |
| 5 | Illinois | 19-3 | 1172 |
| 6 | Gonzaga | 22-1 | 1167 |
| 7 | Iowa State | 20-2 | 1130 |
| 8 | HOUSTON | 19-2 | 1067 |
| 9 | Nebraska | 20-2 | 1036 |
| 10 | MICHIGAN STATE | 19-3 | 950 |
| 11 | Kansas | 16-5 | 847 |
| 12 | Purdue | 18-4 | 697 |
| 13 | TEXAS TECH | 16-5 | 638 |
| 14 | North Carolina | 17-4 | 633 |
| 15 | VANDERBILT | 19-3 | 627 |
| 16 | BYU | 17-4 | 622 |
| 17 | FLORIDA | 16-6 | 618 |
| 18 | Virginia | 18-3 | 578 |
| 19 | Saint Louis | 21-1 | 353 |
| 20 | Clemson | 18-4 | 284 |
| 21 | ARKANSAS | 16-6 | 276 |
| 22 | St. John's | 16-5 | 199 |
| 23 | Miami (OH) | 22-0 | 170 |
| 24 | LOUISVILLE | 15-6 | 148 |
| 25 | TENNESSEE | 15-6 | 134 |

COACHES (Feb. 2)

| | | | |
|----|-----------------------|-------------|------------|
| 1 | Arizona (31) | 22-0 | 775 |
| 2 | Michigan | 20-1 | 728 |
| 3 | UConn | 21-1 | 715 |
| 4 | DUKE | 20-1 | 692 |
| 5 | Gonzaga | 22-1 | 625 |
| 6 | Illinois | 19-3 | 599 |
| 7 | Iowa State | 20-2 | 588 |
| 8 | HOUSTON | 19-2 | 586 |
| 9 | Nebraska | 20-2 | 502 |
| 10 | MICHIGAN STATE | 19-3 | 486 |
| 11 | Kansas | 16-5 | 448 |
| 12 | Purdue | 18-4 | 387 |
| 13 | TEXAS TECH | 16-5 | 365 |
| 14 | BYU | 17-4 | 315 |
| 15 | VANDERBILT | 19-3 | 311 |
| 16 | FLORIDA | 16-6 | 306 |
| 17 | Virginia | 18-3 | 303 |
| 18 | North Carolina | 17-4 | 280 |
| 19 | Clemson | 18-4 | 217 |
| 20 | Saint Louis | 21-1 | 197 |
| 21 | ARKANSAS | 16-6 | 154 |
| 22 | St. John's | 16-5 | 132 |
| 23 | LOUISVILLE | 15-6 | 72 |
| 24 | Miami (OH) | 22-0 | 68 |
| 25 | TEXAS A&M | 17-4 | 61 |

RECEIVING VOTES: **TEXAS A&M 83**, **ALABAMA 48**, Iowa 39, UCF 39, **KENTUCKY 28**, Villanova 15, NC State 9, **AUBURN 8**, Utah St. 6, Miami 4, **GEORGIA 3**, Santa Clara 1, George Mason 1, Wisconsin 1.

RECEIVING VOTES: Iowa 52; **TENNESSEE 50**; UCF 19; **ALABAMA 15**; Villanova 13; **KENTUCKY 9**; North Carolina State 4; Utah State 2; **GEORGIA 49**; Saint Mary's 1

SEC SCHEDULE

| SATURDAY, FEBRUARY 7 | TV | CT |
|--------------------------------|---------|---------|
| Arkansas at Mississippi State | ESPN2 | 1100a |
| Missouri at South Carolina | SEC | Noon |
| Ole Miss at Texas | ESPN2 | 1:00p |
| Oklahoma at Vanderbilt | SEC | 2:30p |
| Alabama at Auburn | ESPN2 | 3/3:30p |
| Georgia at LSU | SEC | 5:00p |
| Tennessee at Kentucky | ESPN | 7:30p |
| Florida at Texas A&M | SEC | 7:30p |
| TUESDAY, FEBRUARY 10 | TV | CT |
| Vanderbilt at Auburn | SEC | 6:00p |
| Arkansas at LSU | SEC | 8:00p |
| WEDNESDAY, FEBRUARY 11 | TV | CT |
| Florida at Georgia | ESPN2/U | 6:00p |
| Alabama at Ole Miss | SEC | 6:00p |
| Tennessee at Mississippi State | ESPN2/U | 8:00p |
| Missouri at Texas A&M | SEC | 8:00p |

HOGS RANKING BY WEEK

| WEEK | AP | COACH | NET |
|-----------|---------|-------|---------|
| Preseason | 14 | 15 | No Poll |
| Nov. 10 | 21 | 21 | No Poll |
| Nov. 17 | 21 | 22 | No Poll |
| Nov. 24 | 22 | 21 | No Poll |
| Dec. 1 | 25 | 23 | 45 |
| Dec. 8 | 17 | 17 | 23 |
| Dec. 15 | 14 | 14 | 18 |
| Dec. 22 | 18 | 18 | 27 |
| Dec. 29 | No Poll | 18 | 30 |
| Jan. 5 | 15 | 15 | 28 |
| Jan. 12 | 17 | 17 | 32 |
| Jan. 19 | 20 | 20 | 24 |
| Jan. 26 | 15 | 16 | 20 |
| Feb. 2 | 21 | 21 | 23 |
| Feb. 9 | | | |
| Feb. 16 | | | |
| Feb. 23 | | | |
| Mar. 2 | | | |
| Mar. 9 | | | |
| Mar. 16 | | | (Final) |
| April 7 | | | |

ARKANSAS IN THE POLLS

Ranking in AP Poll unless " " indicating only ranked in the Coaches Poll

| As | Overall | H | A | N | Last Meeting | Last Win |
|--------|---------|------------|------------|------------|---|--|
| As #1 | 16-4 | 8-0 | 6-2 | 2-2 | W, 97-79 vs #14 Georgetown @MEM (11/27/94) | Same |
| As #2 | 38-4 | 17-1 | 7-0 | 14-3 | W, 76-72 vs #2 Duke @NCAA (4/4/94) | Same |
| As #3 | 29-5 | 13-0 | 10-5 | 6-0 | W, 97-79 vs Tennessee (1/7/95) | Same |
| As #4 | 13-2 | 8-0 | 3-2 | 2-0 | W, 94-71 at Missouri (12/3/94) | Same |
| As #5 | 13-8 | 1-1 | 2-4 | 10-3 | L (OT), 95-93 vs #3 Kentucky @SEC (3/12/95) | 69-58 vs #20 Alabama @SEC (3/11/95) |
| As #6 | 18-3 | 6-0 | 5-0 | 7-3 | L, 89-78 vs #1 UCLA @NCAA (4/3/95) | 75-68 vs #4 N. Carolina @NCAA (4/1/95) |
| As #7 | 18-1 | 4-0 | 7-0 | 7-1 | W, 68-66 vs Auburn (3/4/95) | Same |
| As #8 | 9-10 | 6-1 | 1-5 | 2-4 | L, 78-71 vs LSU @SEC (3/13/21) | 70-64 vs Missouri @SEC (3/12/21) |
| As #9 | 27-7 | 7-1 | 6-2 | 14-4 | L, 60-57 at LSU (12/28/22) | 88-78 vs Oklahoma (12/10/22) @ Tulsa |
| As #10 | 20-4 | 11-1 | 2-1 | 7-2 | W, 85-51 vs UNC Asheville (12/21/22) | Same |
| As #11 | 22-6 | 12-2 | 6-4 | 4-0 | W, 99-58 vs San Jose St (12/03/22) | Same |
| As #12 | 22-9 | 11-0 | 8-5 | 3-4 | L, 88-66 vs Oklahoma (12/11/21) | 86-66 vs Charlotte (12/8/21) |
| As #13 | 18-6 | 12-1 | 3-5 | 3-0 | L, 72-59 at #22 Auburn (1/7/23) | 74-68 vs #20 Missouri (1/4/23) |
| As #14 | 34-8 | 18-1 | 8-3 | 8-4 | L, 94-85 vs #8 Houston @Newark (12/20/25) | 108-80 vs Queens (12/16/25) |
| As #15 | 18-8 | 4-3 | 10-3 | 3-2 | L, 85-77 vs Kentucky (01/31/26) | 83-79 at Oklahoma (1/27/26) |
| As #16 | 18-6 | 13-0 | 3-4 | 2-2 | L, 72-67 vs Baylor @Dallas (11/09/24) | Same |
| As #17 | 20-10 | 6-0 | 5-3 | ****9-7 | L, 90-76 at #20 Georgia (1/17/26) | 108-74 vs South Carolina (1/14/26) |
| As #18 | 23-9 | *12-4 | 8-4 | 2-1 | W, 86-75 vs #19 Tennessee (1/3/25) | Same |
| As #19 | 17-8 | 9-2 | 3-3 | 5-3 | L, 90-77 vs Illinois @KCC (11/28/24) | 109-35 vs UMES (11/25/24) |
| As #20 | 29-6 | ***15-0 | 1-0 | *****13-6 | W, 85-81 vs LSU (1/24/26) | Same |
| As #21 | 10-4 | 7-0 | 0-1 | 3-3 | W, 115-61 vs Jackson St (11/21/25) | Same |
| As #22 | 8-6 | 4-1 | 2-3 | 2-2 | L, 80-71 vs Duke @Chicago (11/27/25) | 84-79 (OT) vs Miss St @SEC (3/6/99) |
| As #23 | 7-2 | 5-0 | 2-2 | 0-0 | L, 76-52 vs #1 Tennessee (1/4/25) | 58-48 vs #16 Tennessee (2/19/22) |
| As #24 | 7-1 | 4-0 | 3-0 | 0-1 | L, 89-81 vs Hofstra @ NLR (12/18/21) | Same |
| As #25 | 8-4 | 7-0 | 0-3 | 1-1 | W, 82-58 vs Fresno St @ NLR (12/6/25) | Same |
| TOT. | 459-143 | 221-119 | 111-64 | 129-58 | L, 85-77 vs Kentucky (01/31/26) | 83-79 at Oklahoma (1/27/26) |

ARKANSAS VERSUS THE POLLS

Ranking in AP Poll unless " " indicating only ranked in the Coaches Poll

| Vs | Overall | H | A | N | Last Meeting | Last Win |
|--------|---------|-------|-------|-------|--|--|
| Vs #1 | 3-13 | 1-2 | 0-4 | 2-7 | L, 67-60 at Auburn (2/19/25) | 74-68 vs Gonzaga @NCAA (03/24/22) |
| Vs #2 | 6-9 | 5-2 | 0-6 | 1-1 | L, 86-83 at Alabama (2/25/23) | Same |
| Vs #3 | 0-16 | 0-2 | 0-3 | 0-11 | L, 84-81 vs Alabama (2/08/25) | -- |
| Vs #4 | 6-14 | 2-3 | 1-7 | 3-4 | L, 80-71 vs Duke @ Chicago (11/25/27) | 72-71 vs Kansas @ NCAA (3/18/23) |
| Vs #5 | 6-4 | 4-1 | 0-1 | 2-2 | W, 75-66 vs St. John's @NCAA (3/22/25) | Same |
| Vs #6 | 8-12 | 5-4 | 0-5 | 3-3 | W, 89-80 vs Louisville (12/3/25) | Same |
| Vs #7 | 2-5 | 2-0 | 0-1 | 0-4 | W, 80-75 vs Duke (11/29/23) | Same |
| Vs #8 | 3-9 | 2-2 | 1-4 | 0-3 | L, 94-85 vs Houston (12/20/25) | 88-61 vs Alabama (1/6/07) |
| Vs #9 | 2-7 | 0-0 | 1-4 | 1-3 | L, 85-83 OT vs TX Tech @NCAA (3/27/25) | 91-82 vs Arizona @NCAA (4/2/94) |
| Vs #10 | 5-6 | 2-2 | 2-1 | 1-3 | L, 88-65 vs UConn @NCAA (03/23/23) | (OT), 86-81 at Missouri (2/13/21) |
| Vs #11 | 5-8 | 2-2 | 1-4 | 2-2 | L, 79-76 OT vs Auburn (2/4/20) | 104-93 vs Missouri (12/5/95) |
| Vs #12 | 8-10 | 2-2 | 3-5 | *3-3 | W, 89-79 at Kentucky (2/01/25) | Same |
| Vs #13 | 6-4 | 3-0 | 0-2 | 3-2 | L, 78-74 at Tennessee (3/5/22) | 87-85 vs Kentucky (1/14/14) |
| Vs #14 | 6-8 | 3-2 | 0-3 | 3-3 | W, 89-87 vs Michigan (12/10/24) | Same |
| Vs #15 | 5-6 | 5-0 | 0-2 | 0-4 | W, 93-68 vs Vanderbilt (1/20/26) | Same |
| Vs #16 | 5-9 | 2-2 | 0-6 | 3-1 | W, 93-86 vs TX Tech @Dallas (12/13/25) | Same |
| Vs #17 | 4-4 | 1-2 | 1-1 | 2-1 | L, 67-64 at Baylor (1/28/23) | (OT), 78-74 vs San Diego St (11/23/22) |
| Vs #18 | 5-8 | 1-2 | 2-3 | 2-3 | L, 67-61 vs Texas A&M @SEC (3/10/23) | 80-73 at Ole Miss (1-31-10) |
| Vs #19 | 9-3 | 4-0 | 3-1 | 2-2 | W, 86-75 vs Tennessee (1/3/26) | Same |
| Vs #20 | 11-5 | 5-2 | 1-2 | 5-1 | W, 74-68 vs Missouri (1/5/23) | Same |
| Vs #21 | 5-4 | 2-1 | 1-1 | 2-2 | L, 90-76 at Georgia (1/17/26) | 68-66 vs TX Tech @NCAA (3/21/21) |
| Vs #22 | 4-4 | 4-1 | 0-3 | 0-0 | L, 69-66 at Michigan State (11/9/25) | 77-76 (OT) vs Kentucky (2/23/11) |
| Vs #23 | 3-9 | 1-4 | 0-3 | 2-2 | L, 73-66 vs Ole Miss (1/8/25) | 106-92 (OT) vs LSU (3/3/92) |
| Vs #24 | 2-5 | 1-3 | *0-1 | *1-1 | *L, 90-59 at Alabama (1/16/21) | *86-72 vs Indiana @NCAA (3/21/08) |
| Vs #25 | 5-6 | *4-2 | *0-1 | 1-2 | W, 93-92 vs Miss State (3/8/25) | Same |
| TOT. | 124-186 | 63-43 | 17-73 | 44-70 | W, 93-68 vs #15 Vanderbilt (1/20/26) | Same |

RANKED ARKANSAS VERSUS RANKED OPPONENT

| | | | |
|--|------|------|-------|
| Overall | H | A | N |
| 52-57 | 21-5 | 4-19 | 27-33 |
| LAST TIME: #20 ARK vs #15 VANDY - W, 93-68 (1/20/26) | | | |
| LAST W: Same | | | |
| LAST W at Home: #20 ARK v #15 VANDY - W, 93-68 (1/20/26) | | | |
| LAST W on Road: #10 ARK at #18 BAMA - W, 86-80 (2/15/95) | | | |
| LAST W vs Neutral: #17 ARK vs #16 TEXAS TECH - W, 93-86 (12/13/25) | | | |

LAST TIME HOGS WON AS TOP 25

| | HOME | ROAD | NEUTRAL |
|------------------|----------|----------------------|------------------------|
| #1: Miss State | 3/5/94 | 3/2/94 | Georgetown 11/27/94 |
| #2: NW (La) St | 12/4/93 | Baylor 1/26/91 | Duke 4/4/94 |
| #3: Tennessee | 1/7/95 | Ole Miss 1/4/95 | Iowa 12/30/94 |
| #4: Jackson St. | 11/30/94 | Missouri 12/03/94 | SMU 3/2/78 |
| #5: Miss State | 1/11/95 | Tennessee 1/29/94 | Alabama 3/11/95 |
| #6: Montevallo | 2/5/94 | UAB 1/27/90 | N. Carolina 4/1/95 |
| #7: Auburn | 3/4/95 | Florida 2/28/95 | Texas 3/24/90 |
| #8: Montevallo | 2/25/95 | LSU 2/22/95 | Missouri 3/12/21 |
| #9: Oklahoma | 10/10/22 | S. Carolina 1/21/95 | San Diego St. 11/23/22 |
| #10: UNCA | 12/12/22 | Alabama 2/15/95 | Oral Roberts 3/27/21 |
| #11: San Jose St | 12/03/22 | S. Alabama 11/29/89 | Alabama St. 12/2/91 |
| #12: Charlotte | 12/1/21 | S. Carolina 3/2/21 | St. Louis 12/26/97 |
| #13: Missouri | 1/04/23 | S. Carolina 1/9/93 | San Diego St. 12/3/81 |
| #14: Queens | 12/16/25 | Alabama 2/13/93 | St. John's 3/20/93 |
| #15: Tenn State | 11/27/00 | Oklahoma 1/21/26 | LSU 3/11/22 |
| #16: Lipscomb | 11/07/24 | S. Alabama 12/30/91 | Tennessee 2/19/22 |
| #17: S. Caro | 1/4/26 | Florida 2/6/93 | Texas Tech 12/13/25 |
| #18: Tennessee | 1/3/26 | Florida 2/22/22 | VCU 11/18/07 |
| #19: UMES | 11/25/07 | Wake Forest 12/23/98 | N. Mexico St. 11/21/98 |
| #20: LSU | 1/24/26 | LSU 1/2/99 | Stanford 11/22/23 |
| #21: Jackson St | 11/21/25 | -- | Wolford 3/19/15 |
| #22: Providence | 1/23/99 | Memphis 1/10/98 | Miss State 3/6/99 |
| #23: Tennessee | 2/19/22 | Missouri 2/15/22 | -- |
| #24: Florida | 2/16/21 | Ole Miss 2/14/15 | -- |
| #25: Fresno St | 12/6/25 | -- | -- |

LAST TIME HOGS WON VS TOP 25

| | • HOME • | • ROAD • | • NEUTRAL • |
|-----------------|----------|---------------------|-----------------------|
| #1: Auburn | 2/9/22 | -- | Gonzaga 3/12/22 |
| #2: Florida | 2/5/13 | -- | UCLA 3/16/78 |
| #3: -- | (0-1) | -- | -- (0-11) |
| #4: Oklahoma | 12/30/06 | Texas 2/9/94 | Kansas 3/18/23 |
| #5: Texas A&M | 1/27/16 | -- | St. John's 3/22/23 |
| #6: Louisville | 12/3/25 | -- | Duke 4/4/94 |
| #7: Duke | 11/29-23 | -- | -- (0-4) |
| #9: -- | | Arizona 12/4/92 | Arizona 4/2/04 |
| #10: Florida | 2/18/06 | Missouri 2/13/21 | LSU 3/21/00 |
| #11: Missouri | 12/5/95 | Texas 2/1/79 | Missouri 11/28/80 |
| #12: Texas | 2/6/82 | Kentucky 2/1/25 | Virginia 12/19/97 |
| #13: Kentucky | 1/14/04 | -- (0-1) | Fresno 3/26/95 |
| #14: Auburn | 2/27/18 | -- (0-3) | Michigan 12/10/24 |
| #15: Vanderbilt | 12/20/26 | -- (0-2) | -- (0-3) |
| #16: Tennessee | 2/19/22 | -- (0-4) | Texas Tech 12/13/21 |
| #17: Ole Miss | 2/5/10 | Kentucky 2/27/14 | San Diego St 11/23/23 |
| #18: Vanderbilt | 3/1/08 | Ole Miss 1/31/10 | Vanderbilt 3/14/08 |
| #19: Tennessee | 1/3/26 | LSU 2/2/19 | Alabama 3/14/08 |
| #20: Missouri | 1/05/23 | Alabama 2/28/01 | Marquette 3/16/96 |
| #21: Texas A&M | 2/17/18 | S. Carolina 2/15/17 | Texas Tech 3/21/24 |
| #22: Kentucky | 2/23/11 | -- (0-1) | -- |
| #23: LSU | 3/3/92 | Texas 3/3/91 | Florida 3/3/18 |
| #24: UAB | 1/2/00 | -- (0-1*) | Indiana * 3/21/05 |
| #25: Miss State | 3/8/25 | -- (0-0) | Syracuse 3/19/05 |

VERSUS 2025-26 OPPONENTS

NON-CONFERENCE

| School | Gms | Series Record | Strk | H | A | N | Last Meeting |
|------------------|-----|-----------------------|------|-------|-------|-----|----------------------------------|
| Central Arkansas | 10 | Arkansas Leads, 10-0 | W10 | 6-0 | 3-0 | 1-0 | H - W, 93-56 (11/11/25) |
| Duke | 6 | Series Tied, 4-4 | L1 | 1-0 | 0-0 | 2-3 | N - L, 80-71 (11/27/25) |
| Fresno State | 3 | Arkansas Leads, 3-0 | W3 | 1-0 | 0-0 | 2-0 | N - L, 82-85 (12/06/25) @ NLR |
| Houston | 41 | Arkansas Leads, 22-19 | L2 | 14-3 | 5-12 | 3-4 | N - L, 94-85 (12/20/25) @ Newark |
| Jackson State | 13 | Arkansas Leads, 13-0 | W13 | 10-0 | 0-0 | 3-0 | H - W, 115-61 (11/21/25) |
| James Madison | 1 | Arkansas Leads, 1-0 | W1 | 1-0 | 0-0 | 0-0 | H - W, 103-74 (12/29/25) |
| Louisville | 9 | Arkansas Leads, 5-4 | W2 | 1-1 | 1-0 | 3-3 | H - W, 89-80 (12/03/25) |
| Michigan State | 3 | Arkansas Trails, 0-3 | L3 | 0-0 | 0-1 | 0-2 | A - L, 69-66 (11/08/25) |
| Queens | 1 | Arkansas Leads, 1-0 | W1 | 1-0 | 0-0 | 0-0 | H, W, 108-80 (12/16/25) |
| Samford | 4 | Arkansas Leads, 4-0 | W4 | 3-0 | 0-0 | 1-0 | H - W, 79-75 (11/14/25) |
| Southern | 4 | Arkansas Leads, 3-0 | W4 | 3-0 | 0-0 | 1-0 | H - W, 109-77 (11/03/25) |
| Texas Tech | 82 | Series Tied, 41-41 | W1 | 24-10 | 11-24 | 6-7 | N - W, 93-86 (12/13/25) @ Dallas |
| Winthrop | 2 | Arkansas Leads, 2-0 | W2 | 1-0 | 0-0 | 1-0 | H - W, 83-84 (11/18/25) |

SOUTHEASTERN CONFERENCE

| School | Gms | Series Record | Strk | H | A | N | Last Meeting |
|-------------------|------|------------------------|------|-------|-------|------|--------------------------|
| Alabama | 70 | Arkansas Leads, 36-34 | L5 | 20-8 | 8-24 | 8-2 | H - L, 84-81 (02/08/25) |
| • SEC Only | 60 | Arkansas Trails, 29-31 | | 20-8 | 8-22 | 1-1 | |
| Auburn | 62 | Arkansas Leads, 38-24 | L3 | 23-6 | 13-17 | 2-1 | A - L, 73-95 (01/10/26) |
| • SEC Only | 61 | Arkansas Leads, 38-23 | | 23-6 | 13-17 | 2-0 | |
| Florida | 43 | Arkansas Trails, 15-28 | L2 | 10-8 | 3-15 | 2-5 | H - L, 71-63 (01/11/25) |
| • SEC Only | SAME | | | | | | |
| Georgia | 46 | Arkansas Leads, 28-18 | L1 | 15-3 | 6-12 | 6-3 | A - L, 76-90 (01/17/26) |
| • SEC Only | SAME | | | | | | |
| Kentucky | 52 | Arkansas Trails, 15-37 | L1 | 8-11 | 6-16 | 1-10 | H - L, 85-77 (01/31/26) |
| • SEC Only | 48 | Arkansas Trails, 15-33 | | 8-11 | 6-14 | 1-8 | |
| LSU | 82 | Arkansas Leads, 45-37 | W2 | 26-8 | 13-22 | 6-7 | H - W, 85-81 (01/24/25) |
| • SEC Only | 73 | Arkansas Leads, 41-32 | | 25-8 | 12-21 | 3-3 | |
| Ole Miss | 89 | Arkansas Leads, 53-36 | W1 | 18-12 | 11-21 | 24-3 | A - W, 94-87 (01/08/26) |
| • SEC Only | 62 | Arkansas Leads, 31-31 | | 18-11 | 11-19 | 1-1 | |
| Mississippi State | 70 | Arkansas Leads, 36-34 | W1 | 24-9 | 7-24 | 5-1 | H - W, 93-92 (03/08/25) |
| • SEC Only | 61 | Arkansas Leads, 31-30 | | 23-8 | 6-22 | 2-0 | |
| Missouri | 64 | Arkansas Leads, 36-28 | W1 | 20-10 | 13-18 | 2-0 | H - W, 92-85 (02/22/25) |
| • SEC Only | 27 | Arkansas Leads, 17-10 | | 10-2 | 5-8 | 1-0 | |
| Oklahoma | 33 | Arkansas Leads, 18-15 | W1 | 8-5 | 4-8 | 6-2 | H - W, 83-79 (01/27/25) |
| • SEC Only | 2 | Series Tied, 1-1 | | 0-1 | 1-0 | 0-0 | |
| South Carolina | 43 | Arkansas Leads, 25-18 | W2 | 13-6 | 8-9 | 4-3 | H - W, 108-74 (01/14/26) |
| • SEC Only | SAME | | | | | | |
| Tennessee | 50 | Arkansas Trails, 23-27 | W1 | 13-5 | 4-17 | 6-5 | H - W, 86-75 (01/03/26) |
| • SEC Only | 46 | Arkansas Trails, 20-26 | | 13-5 | 4-17 | 3-4 | |
| Texas | 157 | Arkansas Leads, 89-68 | W2 | 47-22 | 28-42 | 14-4 | H - W, 86-81 (01/02/25) |
| • SEC Only | 2 | Arkansas Leads 2-0 | | 1-0 | 1-0 | 0-0 | |
| Texas A&M | 170 | Arkansas Leads, 108-62 | L1 | 62-15 | 39-41 | 7-6 | A - L, 69-61 (02/15/25) |
| • SEC Only | 24 | Arkansas Leads 13-11 | | 10-1 | 3-8 | 0-2 | |
| Vanderbilt | 46 | Arkansas Leads, 30-15 | W2 | 17-5 | 9-9 | 5-1 | H - W, 93-68 (01/20/26) |
| • SEC Only | 44 | Arkansas Leads 30-14 | | 16-5 | 9-8 | 5-1 | |

AT THE SEC TOURNEY

Overall: 32-32
1st Rd: 6-10
2nd Rd: 2-4
Quarterfinal: 16-3
Semifinal: 7-9
Final: 1-6

RECORD BY OPPONENT

| Opponent | Record | Last Meeting |
|-------------------|--------|-------------------------|
| Alabama | 1-1 | 1995, W, 69-58 (Semi) |
| Auburn | 2-0 | 2023, W, 76-73 (2nd) |
| Florida | 2-5 | 2019, L, 66-50 (2nd) |
| Georgia | 6-3 | 2015, W, 60-49 (Semi) |
| Kentucky | 1-9 | 2017, L, 82-65 (Final) |
| LSU | 3-3 | 2022, W, 79-67 (Semi) |
| Ole Miss | 1-1 | 2025, L, 83-80 (2nd) |
| Mississippi State | 2-0 | 2007, W, 81-72 (Semi) |
| Missouri | 1-0 | 2021, W, 70-64 (Quart) |
| Oklahoma | -- | |
| South Carolina | 4-3 | 2025, W, 72-68 (1st) |
| Tennessee | 3-4 | 2018, L, 84-66 (Semi) |
| Texas | -- | |
| Texas A&M | 0-2 | 2023, L, 67-61 (Quart) |
| Vanderbilt | 6-1 | 2024, W, 90-85 OT (1st) |



AT THE NCAA TOURNEY (37 BERTHS/36 APP)

Overall: 52-36
1st Rd: 20-8
2nd Rd: 13-10
Sweet 16: 8-7
Elite 8: 6-5
Final Four: 2-4
Championship: 1-1
• Regional/Final Consolations: 2-1

RECORD BY OPPONENT

| Opponent | Record | Last Meeting |
|------------------|--------|------------------------------|
| Alabama | 1-0 | 1991, W, 93-70 (Sweet 16) |
| Arizona | 1-0 | 1994, W, 91-82 (Final 4) |
| Arizona State | 1-0 | 1991, W, 91-90 (2nd) |
| Baylor | 0-1 | 2021, L, 81-72 (Elite 8) |
| Bucknell | 0-1 | 2006, L, 59-55 (1st) |
| Butler | 0-1 | 2018, L, 79-62 (1st) |
| Cal St-Fullerton | 1-0 | 1979, W, 61-58 (Elite 8) |
| Cincinnati | 0-1 | 1958, L, 97-62 (Final 4 con) |
| Colgate | 1-0 | 2021, W, 85-68 (1st) |
| Connecticut | 0-1 | 2023, L, 88-65 (Sweet 16) |
| Dayton | 1-0 | 1990, W, 86-84 (2nd) |
| Duke | 1-2 | 2022, L, 78-69 (Elite 8) |
| Georgetown | 1-1 | 2001, L, 63-61 (1st) |
| Georgia State | 1-0 | 1991, W, 117-76 (1st) |
| Gonzaga | 1-0 | 2022, W, 74-68 (Sweet 16) |
| Holy Cross | 1-0 | 1993, W, 94-64 (1st) |
| Illinois | 1-0 | 2023, W, 73-74 (1st) |
| Indiana | 1-0 | 2008, W, 86-72 (1st) |
| Indiana State | 0-1 | 1979, L, 73-71 (Elite 8) |
| Iowa | 1-1 | 1999, L, 82-72 (2nd) |
| Kansas | 2-1 | 2025, W, 79-72 (1st) |
| Kansas State | 0-2 | 1982, L, 65-64 (2nd) |
| Kentucky | 0-1 | 1979, L, 64-59 (Final 4) |
| LSU | 0-1 | 1981, L, 75-56 (Sweet 16) |
| Louisville | 2-2 | 1989, L, 93-74 (2nd) |
| Loyola Marymount | 1-0 | 1989, W, 120-101 (1st) |
| Marquette | 1-0 | 1996, W, 65-56 (2nd) |
| UMass | 0-1 | 1995, L, 79-63 (Sweet 16) |
| Memphis | 1-1 | 1996, W, 96-91 OT (Sweet 16) |
| Mercer | 0-1 | 1981, W, 73-67 (1st) |
| Miami (Fla.) | 0-1 | 2000, L, 75-71 (1st) |
| Michigan | 1-0 | 1994, W, 76-68 (Elite 8) |

| Opponent | Record | Last Meeting |
|------------------|--------|------------------------------|
| Murray State | 1-0 | 1992, W, 80-60 (1st) |
| Nebraska | 1-0 | 1998, W, 74-65 (1st) |
| New Mexico State | 1-0 | 2022, W, 53-48 (2nd) |
| Notre Dame | 1-0 | 1979, W, 71-69 (Final 4) |
| North Carolina | 2-4 | 2017, L, 72-65 (2nd) |
| N.C. A&T | 1-0 | 1994, W, 94-79 (1st) |
| Oklahoma State | 0-2 | 1958, L, 65-4 (Sweet 16) |
| Oral Roberts | 1-0 | 2021, W, 72-70 (Sweet 16) |
| Oregon | 1-0 | 1945, W, 79-78 (Elite 8) |
| Oregon State | 0-1 | 1949, L, 56-38 (Elite 8) |
| Penn State | 1-0 | 1996, W, 86-80 (1st) |
| Princeton | 1-0 | 1990, W, 68-64 (1st) |
| Purdue | 1-0 | 1983, W, 78-68 (2nd) |
| St. John's | 2-1 | 2025, W, 79-66 (2nd) |
| Seton Hall | 1-0 | 2017, W, 77-71 (1st) |
| Siena | 1-0 | 1999, W, 94-80 (1st) |
| Southern Cal | 0-1 | 2007, L, 77-60 (1st) |
| Syracuse | 1-0 | 1995, W, 96-94 OT (2nd) |
| Texas | 1-0 | 1990, W, 88-85 (Elite 8) |
| Texas Southern | 1-0 | 1995, W, 86-80 (1st) |
| Texas Tech | 1-1 | 2025, L, 85-83 OT (Sweet 16) |
| Tulsa | 1-0 | 1994, W, 103-84 (Sweet 16) |
| UCLA | 1-1 | 1995, L, 89-78 (Final) |
| Utah | 0-1 | 1998, L, 69-65 (2nd) |
| Vermont | 1-0 | 2022, W, 75-71 (1st) |
| Villanova | 0-1 | 1988, L, 82-74 (1st) |
| Virginia | 1-1 | 1995, W, 68-61 (Elite 8) |
| Wake Forest | 0-1 | 1977, L, 86-80 (1st) |
| Washington State | 0-1 | 1941, L, 64-53 (Final 4) |
| Weber State | 2-0 | 1980, W, 74-63 (2nd) |
| Wofford | 1-0 | 2015, W, 56-53 (2nd*) |
| Wyoming | 2-0 | 1949, W, 61-48 (Reg con) |

#PROHOGS

| | | | | | |
|----|----------------------|----|---------------------------|----|-------------------------|
| 45 | NBA Draft Selections | 16 | All-Star Game Appearances | 15 | First Round Draft Picks |
|----|----------------------|----|---------------------------|----|-------------------------|



ANTHONY BLACK

- 3rd Year in NBA
- T2nd Highest Hog NBA Pick
- 2023 - 1st RD/6th overall



DANIEL GAFFORD

- 7th Year in NBA
- 2019 - 2nd RD/38th overall



ISAIAH JOE

- 6th Year in NBA
- 2025 -- NBA Champion
- 2020 - 2nd RD/49th overall



MOSES MOODY

- 5th Year in NBA
- 1st Hog to be "1 & Done"
- 2021 - 1st RD/14th Pick
- 2022 NBA Champion



BOBBY PORTIS

- 11th Year in NBA
- 2021 NBA Champion
- 2015 - 1st RD/22nd overall
- 2023 Team USA Member



NICK SMITH JR.

- 3rd Year in NBA
- 2023 - 1st RD/27th overall



ADOU THIERO

- 1st Year in NBA
- 2025 - 2nd RD/36th overall



JORDAN WALSH

- 3rd Year in NBA
- 2023 - 2nd RD/38th overall
- 2024 NBA Champion



JAYLIN WILLIAMS

- 4th Year in NBA
- 2025 NBA Champion
- 2022 - 2nd RD/34th overall

NO SCHOOL HAS PRODUCED MORE NBA CHAMPIONS SINCE 2021 THAN ARKANSAS (5)
Bobby Portis (Bucks • '21) Moses Moody (Warriors • '22)
Jordan Walsh (Celtics • '24) Isaiah Joe (Thunder • '25)
Jaylin Williams (Thunder • '25)

| | | | | | |
|----|---------------------------|---|---------------|---|--------------------|
| 14 | All-Defensive Team Honors | 9 | NBA Champions | 7 | All-NBA Selections |
|----|---------------------------|---|---------------|---|--------------------|

PROHOGS AROUND THE WORLD

| | |
|--------------------|-----------------------------------|
| Jonas Aidoo | Greensboro Swarm (G League) |
| Adrio Bailey | Sigal Prishtina (Kosovo) |
| Jaylen Barford | Reggio Emilia (Italy) |
| Patrick Beverley | PAOK (Greece) |
| Coty Clarke | Shimane Susanoo Magic (Japan) |
| Ricky Council IV | Rio Grande Vipers (G League) |
| Jeantal Cylla | Hubei (China) |
| Jeremiah Davenport | Tamis PN (Serbia) |
| El Ellis | Karditsas (Greece) |
| Jalen Graham | Jahorina (Bosnia) |
| Dusty Hannahs | Hapoel Eilat (Israel) |
| Delvon Johnson | Usti n/Labem (Czech Republic) |
| Joe Johnson | Detroit Amps (USA BIG3) |
| Mason Jones | Perth Wildcats (Australia) |
| Willy Kouassi | Al Khewaildia (Saudi Arabia) |
| Chris Lykes | Spirou Basket Charleroi (Belgium) |
| Daryl Macon | Maroussi (Greece) |
| Rashad Madden | Lefkadas (Greece) |
| Makhi Mitchell | Maine Celtics (G League) |
| JD Notae | Trapani (Italy) |
| Michael Qualls | Borneo (Indonesia) |
| Justin Smith | Hapoel Bank Yahav (Israel) |
| Jalen Tate | Hapoel Be'er Sheva (Israel) |
| Charles Thomas | Regatas (Argentina) |
| Dustin Thomas | Haremspor (Turkey) |
| Au'Diese Toney | Noblesville Boom (G League) |
| Stanley Umude | Austin Spurs (G League) |
| Trey Wade | DEAC (Hungary) |
| Sonny Weems | Shenzhen Leopards (China) |





JOHN CALIPARI

ARKANSAS HEAD COACH

Clarion, 1982

• 2015 NAISMITH BASKETBALL HALL OF FAME INDUCTEE

• 5x NCAA NATIONAL COACH OF THE YEAR ('96, '08, '09, '10, '15)

^ 3x Naismith (1996, 2008, 2015)

^ 3x NABC (1996, 2009, 2015)

^ 2x Basketball Times (1996, 2015)

^ 2x Adolph Rupp Cup (2010, 2015)

^ AP (2015)

^ Jim Phelan (2009)

^ Sports Illustrated (2009)

• 4x SEC Coach of the Year (2010, 2012, 2015, 2020)

• 3x C-USA Coach of the Year (2006, 2008, 2009)

• 3x A10 Coach of the Year (1993, 1994, 1996)

ON-COURT SUCCESS

A "players-first" coach whose biggest goal is helping people reach their dreams, John Calipari, a Naismith Memorial Basketball Hall of Famer, is fast approaching 900 career wins while guiding six teams to the Final Four and helping 62 players earn selection in the NBA Draft during his 33-year college coaching career with his pros amassing over \$5.8 billion in contracts.

Calipari took UMass to the Final Four in 1996, guided Memphis to the National Championship game in 2008 and led Kentucky to four Final Fours - including the 2012 National Championship and a runner-up finish in 2014 - to become **only the second coach in NCAA history to lead three different schools to the Final Four**. He has racked up 24 NCAA Tournament appearances and numerous National Coach of the Year honors.

In his first year at Arkansas, Calipari led the Razorbacks to a Sweet 16 appearance, his 16th as a head coach, and **became just the third coach in NCAA history to take four programs to the Sweet 16**. Also, after beating Kansas and St. John's to reach the 2025 Sweet 16, Calipari pushed his NCAA Tournament wins total to 59, tying for sixth all-time.

At every collegiate stop, Calipari's career has been successful throughout, but his 10-year stretch at Kentucky (2009-19) was among the best decades in NCAA history, reaching four Final Fours (with a 2012 championship and 2014 national runner-up), seven Elite 8 berths and nine trips to the Sweet 16.

The 2015 campaign was highlighted by Coach Cal directing the first-ever college basketball team to own a 38-0 record (before falling in the Final Four) and became one of just three coaches to make four Final Fours in a five-year span. At the end of that 2015 season, Calipari became the 96th coach to join the Naismith Memorial Basketball Hall of Fame.

Coach Cal has **led three teams to an NCAA-record 38 wins on the court in a season** (once at Memphis and twice at Kentucky), led the NCAA in wins six times (at least once at UMass, Memphis and Kentucky) and tallied 30, 20-win seasons (including 11 30-win campaigns). With his sustained success, Coach Cal received the John R. Wooden Award Legends of Coaching honor in 2024.

While building a program out of obscurity at UMass and returning Memphis and Kentucky to national contenders, he has totaled the second-most wins in NCAA history in the first 20 years of a college coaching career.

PLAYER SUCCESS

In his goal to lead a players-first program, he has helped **77 players realize their dreams by being drafted or playing in the NBA**. Calipari's NBA players have **amassed over \$5.8 billion in contracts**, which does not include endorsements nor players that have played overseas. He has had four No. 1 overall picks, tying for most overall, among his **62 players drafted and 43 first-round picks**, both ranking second-most all-time. In 2010, he had a record five first-round draft picks. Two years later, six of his players heard their names called at the 2012 draft, the most in the two-round draft era. Then in 2015, Cal would have six picks again, including a record-tying four lottery selections.

Calipari's players have entered the league NBA-ready. His players have garnered 43 All-Star selections, including a record-breaking seven in 2024, with Anthony Davis winning the game's MVP honor in 2017. **Derrick Rose was named NBA MVP in 2011 and Shai Gilgeous-Alexander was voted NBA MVP in 2025 to make Cal just the third person to coach two NBA MVPs in college** (with John Wooden and Dean Smith). Nine of his players have been tabbed All-NBA (a combined 21 times), three have been named NBA Rookie of the Year and 18 players have made the NBA All-Rookie teams. **He is the only coach in history to have a player win each of the NBA's major honors: MVP (twice), Rookie of the Year, Most Improved Player, Sixth Man of the Year and Clutch Player of the Year**.

Much like he did at UMass, where his players graduated at nearly 80%, Calipari has stressed academics. Seventeen of his last 20 seniors at Memphis earned their bachelor's degrees, and all 31 players at UK who were eligible to graduate by the end of their senior years walked away with a diploma in hand, including five players who earned their degree in just three years. Calipari's teams routinely have posted a combined team grade-point average of 3.0 or better.

COMMUNITY SUCCESS

Calipari has raised millions of dollars to help the lives of those in need. He has had a particular passion to assist those impacted by natural disasters. For instance, in 2010, he used a telethon to raise more than \$1 million for victims of the devastating earthquake in Haiti. He followed that up with telethons in 2012, raising \$1 million for victims of Superstorm Sandy, in 2017 for victims of Hurricane Harvey, played a leading role in the "Kentucky United" efforts that generated more than \$5 million for victims of devastating tornadoes in Western Kentucky in 2021, and raised nearly \$4 million with the Kentucky Flood Relief Telethon and open practice at Rupp Arena in 2022. In his second month on the job at Arkansas, Cal helped with cleanup efforts after tornadoes hit the state. He has continued the Suits & Sneakers Gala in NW Arkansas and continued his tradition of helping families at Christmas with food, presents and paying for rent.

Calipari launched his **THE CALIPARI FOUNDATION** in 2012 and has worked with several key partners to donate more than \$1.5 million, a figure that does not include matching funds that have been contributed from individuals and corporations. In 2013, Calipari initiated hosting an annual alumni weekend around his basketball fantasy experience with the intent to raise money for charity. After generating \$350,000 for selected organizations and charities during the inaugural game, the weekend has generated millions of dollars for charity since its inception.

In 2019, when federal workers were without pay due to a government shutdown, he, his wife and his foundation assisted workers with financial help and grocery gift cards. He and his wife, Ellen, teamed up with Fayette County Public Schools to help families in need during the COVID-19 pandemic.

Additional efforts include spearheading the creation of the **JOHN MCLENDON MINORITY LEADERSHIP INITIATIVE**, a nationwide coach-driven initiative to provide minorities a jump-start to their careers through practical experiences, opportunities to build their network and instilling the values of John McLendon: integrity, education, leadership and mentorship. Participants in the initiative will be known as MLI Future Leaders.

He was awarded the Jefferson Award for Outstanding Public Service in Sports by Multiplying Good in 2022. For more than 50 years, Multiplying Good has honored those who put others first. Those receiving the Jefferson Award are empowered to do more, while their stories of extraordinary public service inspire others to action. It is an award that underscores impact. He earned the Race Amity Medal of Honor in 2023.

OTHER SUCCESS

In 2017, Coach Cal was named the head coach of the 2017 USA Basketball Men's U19 World Cup Team, which finished third at the 2017 FIBA U19 World Cup in Cairo. Also, he won gold as head coach of the 2012 Dominican Republic team at the Centrobasket Championship.

Author of five books, including the New York Times Best Seller "Players First: Coaching from the Inside Out," Calipari is a master of communication and maximizing talent. He lives by the motto that **"it's never a matter of how far you have fallen, but instead it's about how high you bounce back."**

CALIPARI COMPOSITE COACHING RECORD

| COLLEGIATE | | 34th Year | Overall | Conf. |
|--------------------|------------|-----------|---------|--------|
| UMass | 1988-96 | 8 years | 193-71 | 91-41 |
| Memphis | 2000-09 | 9 years | 252-69 | 117-25 |
| Kentucky | 2009-24 | 15 years | 410-123 | 198-65 |
| ARKANSAS | 2024-pres. | 2nd year | 38-20 | 14-13 |
| PROFESSIONAL | | 3 Years | 72-112 | |
| New Jersey | 1996-99 | 3 years | 72-112 | |
| INTERNATIONAL | | 3 Years | 20-8 | |
| Dominican Republic | 2011-12 | 2 years | 15-7 | |
| USA U-19 | 2017 | 1 year | 5-1 | |

CALIPARI FILE

QUICK FACTS

Born: February 10, 1959

Hometown: Moon Township, Pa. (Moon Area HS, 1978)

Collegiate Career: UNC Wilmington (1978-80); Clarion (1980-82)

Alma Mater: Clarion State, 1982 (Business Marketing)

Family: Wife: Ellen. Children: Erin, Megan, Brad

COACHING CAREER

1982-85 Kansas (Associate Assistant Coach)
1985-88 Pittsburgh (Assistant Coach)
1988-96 UMass (Head Coach)
1996-99 New Jersey Nets (Head Coach & Exec. VP of BB Ops)
1999-00 Philadelphia 76ers (Assistant Coach)
2000-09 Memphis (Head Coach)
2000-24 Kentucky (Head Coach)
2024-pres. Arkansas (Head Coach)

COACHING AWARDS

2024 NABC John R. Wooden Award "Legends of Coaching"
President of the NABC Board of Directors (2024-25)
2023 Race Amity Medal of Honor
2022 Jefferson Award for Outstanding Public Service in Sports
2022 Conference USA Hall of Fame
2021 NABC Guardians of the Game Pillar Award - Inclusion
NABC District 20 Coach of the Year
USBWA District IV Coach of the Year
2020 SEC Coach of the Year (Coaches)
2019 The Sporting News Coach of the Decade
2018 Naismith Hall of Fame "Service Above Self" Honoree
NABC Metropolitan Award
2015 Naismith Memorial Basketball Hall of Fame Inductee
AP National Coach of the Year
Naismith National Coach of the Year
NABC National Coach of the Year
The Sporting News National Coach of the Year
Adolph Rupp National Coach of the Year
Basketball Times National Coach of the Year
SEC Coach of the Year (AP/Coaches)
USBWA District IV Coach of the Year
2012 Nell & John Wooden Coach of the Year Leadership Award
Naismith National Coach of the Year Finalist
SEC Coach of the Year (AP/Coaches)
2010 Adolph Rupp National Coach of the Year
Naismith National Coach of the Year Finalist
SEC Coach of the Year (AP)
Sporting News SEC Coach of the Year
Yahoo! Sports SEC Coach of the Year
USBWA District IV Coach of the Year
2009 NABC National Co-Coach of the Year
Sports Illustrated National Coach of the Year
Phelan National Coach of the Year
Iba National Coach of the Year Finalist
C-USA Coach of the Year
2008 Naismith National Coach of the Year
C-USA Coach of the Year
Iba National Coach of the Year Finalist
Phelan National Coach of the Year Finalist
2007 Phelan National Coach of the Year Finalist
USBWA District IV Coach of the Year
Basketball Times South Region Coach of the Year
2006 C-USA Coach of the Year
2004 NABC District 7 Coach of the Year
1996 Naismith National Coach of the Year
NABC National Coach of the Year
The Sporting News National Coach of the Year
Basketball Times National Coach of the Year
Atlantic 10 Coach of the Year
1995 Naismith National Coach of the Year Finalist
1994 Naismith National Coach of the Year Finalist
Atlantic 10 Coach of the Year
1993 USBWA District I Coach of the Year
Atlantic 10 Coach of the Year
1992 Eastern Basketball Coach of the Year



ALL-TIME ON-COURT WINS AS HEAD COACH AT NCAA DI PROGRAMS ONLY

| | |
|----------------------------------|------------|
| 1. Mike Krzyzewski | 1,202 |
| 2. Jim Boeheim | 1,116 |
| 3. Roy Williams | 903 |
| 4. Bob Knight | 902 |
| 5. Rick Pitino (active) | 902 |
| 6. JOHN CALIPARI (active) | 893 |
| 7. Dean Smith | 879 |
| 8. Jim Calhoun | 877 |
| 9. Adolph Rupp | 876 |
| 10. Bob Huggins | 864 |
| 11. Rick Barnes (active) | 852 |
| 12. Bill Self (active) | 848 |
| 13. Cliff Ellis | 833 |
| 14. Jim Phelan | 830 |

ACTIVE BEST ON-COURT WINNING PCT.

| NCAA Division I (min. 10 yrs coaching at DI level) | | | | |
|--|----------------|-------------|----------------|--|
| 1. Mark Few | 762-154 | .832 | 27th yr | |
| 2. Bill Self | 848-265 | .762 | 33rd yr | |
| 3. JOHN CALIPARI | 893-283 | .759 | 34th yr | |
| 4. Rick Pitino | 902-316 | .741 | 38th yr | |
| 5. Randy Bennett | 582-225 | .720 | 25th yr | |
| 6. Tom Izzo | 756-306 | .712 | 31st yr | |
| 7. Kelvin Sampson | 743-313 | .704 | 33rd yr | |
| 8. Will Wade | 263-111 | .703 | 12th yr | |
| 9. Thad Matta | 499-217 | .697 | 20th yr | |
| 10. Matt Painter | 514-224 | .696 | 22nd yr | |

CALIPARI BY YEAR

| Year | School | Reg Season | Conference-Tourney | Postseason | Final Rank AP/Coach |
|---------|----------|----------------|--------------------------------|----------------------|---------------------|
| 1988-89 | UMass | 8th | -- | -- | -- |
| 1989-90 | UMass | 6th | Won | NIT 1st Rd | -- |
| 1990-91 | UMass | T-3rd | -- | NIT Final Four (4th) | -- |
| 1991-92 | UMass | 1st | Won | NCAA SWEET 16 | 17 / 21 |
| 1992-93 | UMass | 1st | Won | NCAA Rd of 32 | 14 / 22 |
| 1993-94 | UMass | 1st | Won | NCAA Rd of 32 | 8 / 15 |
| 1994-95 | UMass | 1st | Won | NCAA ELITE 8 | 7 / 7 |
| 1995-96 | UMass | 1st | Won | NCAA FINAL FOUR | 1 / 1 |
| 2000-01 | Memphis | 2nd (National) | -- | NIT Final Four (3rd) | -- |
| 2001-02 | Memphis | 1st (National) | -- | NIT Champion | -- |
| 2002-03 | Memphis | 1st (National) | -- | NCAA Rd of 64 | 19 / -- |
| 2003-04 | Memphis | T-1st | -- | NCAA Rd of 32 | 24 / -- |
| 2004-05 | Memphis | T-6th | -- | NIT Final Four | -- |
| 2005-06 | Memphis | 1st | Won | NCAA ELITE 8 | 4 / 6 |
| 2006-07 | Memphis | 1st | Won | NCAA ELITE 8 | 5 / 7 |
| 2007-08 | Memphis | 1st | Won | NCAA RUNNER-UP | 2 / 2 |
| 2008-09 | Memphis | 1st | Won | NCAA SWEET 16 | 3 / 9 |
| 2009-10 | Kentucky | 1st (East) | Won | NCAA ELITE 8 | 2 / 5 |
| 2010-11 | Kentucky | 2nd (East) | Won | NCAA FINAL FOUR | 11 / 3 |
| 2011-12 | Kentucky | 1st | -- | NCAA CHAMPION | 1 / 1 |
| 2012-13 | Kentucky | T-2nd | -- | NIT First Rd | -- |
| 2013-14 | Kentucky | T-2nd | -- | NCAA RUNNER-UP | -- / 2 |
| 2014-15 | Kentucky | 1st | Won | NCAA FINAL FOUR | 1 / 3 |
| 2015-16 | Kentucky | T-1st | Won | NCAA Rd of 32 | 10 / 16 |
| 2016-17 | Kentucky | 1st | Won | NCAA ELITE 8 | 6 / 5 |
| 2017-18 | Kentucky | T-4th | Won | NCAA SWEET 16 | 18 / 17 |
| 2018-19 | Kentucky | T-2nd | -- | NCAA ELITE 8 | 7 / 7 |
| 2019-20 | Kentucky | 1st | SEC & NCAA Postseason Canceled | | 8 / 7 |
| 2020-21 | Kentucky | 8th | -- | -- | -- |
| 2021-22 | Kentucky | T-2nd | -- | NCAA Rd of 64 | 7 / 16 |
| 2022-23 | Kentucky | 3rd | -- | NCAA Rd of 32 | RV / RV |
| 2023-24 | Kentucky | T-2nd | -- | NCAA Rd of 64 | 20 / 19 |
| 2024-25 | Arkansas | T-9th | -- | NCAA SWEET 16 | 20 / 25 |
| 2025-26 | Arkansas | -- | -- | -- | -- |

- 1 NCAA National Championship
- 1 NIT Championship (4 total NIT Final Fours)
- 3 NCAA National Title Games
- 6 Final Fours
- 12 NCAA Elite 8's
- 16 NCAA Sweet 16's
- 15 Conference Tournaments Titles Won
- 18 Regular Season Conference Titles Won or Shared
- 24 NCAA Tournament Berths
- 30 Combined NCAA and NIT Berths
- 30 20-win seasons
- 59 Wins in Conference Tourneys (59-17 -- 77.6%)
- 59 Wins in the NCAA Tourney (59-23 -- 72.0%)
- 133 Postseason Wins (133-46 -- 74.6%) -- Including Conference Tourneys, NIT and NCAA
- 177 Wins (all games) in March/April (177-63 -- 73.8%)

| OVERALL | | H | A | N | CONF. | H | A |
|---------|---------|---------|--------|---------|--------|---------|--------|
| CAREER | 34th YR | 893-283 | 498-63 | 221-140 | 174-80 | 420-144 | 242-40 |
| UMASS | 8 YRS | 193-71 | 86-14 | 54-42 | 53-15 | 91-41 | 54-11 |
| UM | 9 YRS | 252-69 | 153-19 | 69-28 | 30-22 | 117-25 | 63-8 |
| UK | 15 YRS | 410-123 | 234-25 | 92-61 | 84-37 | 198-65 | 115-16 |
| ARK | 2nd YR | 38-20 | 25-5 | 6-9 | 7-6 | 14-13 | 9-5 |

DID YOU KNOW...

- Calipari's collegiate players have earned:
 - ^ 4 National Players of the Year (3 UK, 1 UMass)
 - ^ 2 National Freshmen of the Year (1 UK, 1 MEM)
 - ^ 12 Conference Players of the Year (6 UK, 3 MEM, 3 UMass)
 - ^ 20 Conference Frosh/Newcomers of the Year (12 UK, 6 MEM, 2 UMass)
 - ^ 25 All-American Honors (14 UK, 8 MEM, 3 UMass)
 - ^ 80 All-Conference Selections (36 UK, 22 MEM, 22 UMass)
- Calipari has won an NCAA single-season record 38 games three times in his career ... Memphis in '08, UK in '12 and UK in '15. Also, his 35 wins at UMass in '96 led the NCAA and are a UMass record.
- Calipari's teams have led the NCAA in wins six times.
 - ^ 38 -- '08 (MEM) • '12 (UK) • '15 (UK)
 - ^ 35 -- '10 (UK) • '96 (UMass)
 - ^ 33 -- '06 (MEM)
- Calipari is the winningest coach in NCAA Division I history for a five-year span with 173 victories from 2008-12.
- Calipari is the first coach in NCAA Division I history to record five straight 30-win seasons.
- Calipari is one of only two coaches (Rick Pitino) to lead three different schools to a Final Four.
- Calipari is one of three coaches (Eddie Sutton and Lon Krueger) to lead four different schools to the Sweet 16.
- Calipari has advanced to the Sweet 16 in 13 of the last 19 NCAA Tournaments played and on to the Elite Eight 10 times.
- Calipari is one of only three coaches (John Wooden and Mike Krzyzewski) to go to four Final Fours in a five-season span.
- **Calipari is one of two coaches to have three teams listed on The Athletics' 25 best college basketball teams from 2000-25 (7/16/25). HE IS THE ONLY COACH** to have two teams among the top five and **the only coach to lead two different programs on the list** -- Memphis 2007-08 at #20, Kentucky 2014-15 at #4 and Kentucky 2011-12 at #2.
- Calipari had more wins in a 10-year period than any other coach in college basketball history with 327 from 2006-15.
- Calipari was the fourth-fastest coach to 800 on-court wins, doing so in 1,037 games. Only Adolph Rupp (972 games), Roy Williams (1,012 games) and Dean Smith (1,029 games) did it faster.
- Calipari's 31 combined regular season and tournament league titles trail only Mark Few (41) of Gonzaga for most among active coaches.
- Calipari's 59 NCAA Tournament wins are tied for the most by active coaches (Tom Izzo) and tied for fifth-most all-time.
- Calipari has helped 62 players earn selection in the NBA Draft, including 43 first-round picks, and has had at least one player selected in 18 straight years, with 11 times having three players drafted, including five times with at least four. He ranks third all-time with his 62 NBA picks (Coach K had 74 and Dean Smith 65) while Cal's 62 1st & 2nd Rd picks are second-most all-time (Coach K's 66) as are his 43 1st rounders (Coach K's 46). Only Dean Smith has a longer streak of consecutive years of having a player drafted at 23 years.
- In his career, his players have won each of the six NBA major awards:
 - ^ 2 NBA Players of the Year
 - ^ 1 NBA Defensive Player of the Year
 - ^ 1 NBA Sixth Man of the Year
 - ^ 2 NBA Most Improved Players
 - ^ 3 NBA Rookies of the Year
- Calipari had seven players on 2024 Olympic rosters, the most by any coach.
 - ^ USA (3): Bam Adebayo, Anthony Davis and Devin Booker
 - ^ CANADA (3): Shai Gilgeous-Alexander, Jamal Murray and Trey Lyles
 - ^ SOUTH SUDAN (1): Wenyen Gabriel
- Calipari has an NBA-best 5 players on the 2026 All-Star rosters.

All-Time Calipari Draft Picks

62 PLAYERS (43 1st Rd • 19 2nd Rd)

\$ - 29 NBA Lottery Picks

| Player (School) | Year | Rd (Overall) |
|---|---------|--------------|
| Lou Roe (UMass) | 1995 | Second (30) |
| Marcus Camby (UMASS) | \$ 1996 | First (2) |
| • UMass 2 Players 1 1st Rd • 1 2nd Rd | | |
| Dajuan Wagner (MEM) | \$ 2002 | First (6) |
| Antonio Burks (MEM) | 2004 | Second (36) |
| Rodney Carney (MEM) | 2006 | First (16) |
| Shawne Williams (MEM) | 2006 | First (17) |
| DERRICK ROSE (MEM) \$ 2008 FIRST (1) | | |
| Joey Dorsey (MEM) | 2008 | Second (33) |
| Chris Douglas-Roberts (MEM) | 2008 | Second (40) |
| Tyrece Evans (MEM) | \$ 2009 | First (4) |
| Robert Dozier (MEM) | 2009 | Second (60) |
| • MEMPHIS 9 Players 5 1st Rd • 4 2nd Rd | | |
| JOHN WALL (UK) \$ 2010 FIRST (1) | | |
| DeMarcus Cousins (UK) | \$ 2010 | First (5) |
| Patrick Patterson (UK) | \$ 2010 | First (14) |
| Eric Bledsoe (UK) | 2010 | First (18) |
| Daniel Orton (UK) | 2010 | First (29) |
| Enes Kanter (UK) | \$ 2011 | First (3) |
| Brandon Knight (UK) | \$ 2011 | First (8) |
| Josh Harrellson (UK) | 2011 | Second (45) |
| DeAndre Liggins (UK) | 2011 | Second (53) |
| ANTHONY DAVIS (UK) \$ 2012 FIRST (1) | | |
| Michael Kidd-Gilchrist (UK) | \$ 2012 | First (2) |
| Terrence Jones (UK) | 2012 | First (18) |
| Marquis Teague (UK) | 2012 | First (29) |
| Doron Lamb (UK) | 2012 | Second (42) |
| Darius Miller (UK) | 2012 | Second (46) |
| Nerlens Noel (UK) | \$ 2013 | First (6) |
| Archie Goodwin (UK) | 2013 | First (29) |
| Julius Randle (UK) | \$ 2014 | First (7) |
| James Young (UK) | 2014 | First (17) |
| KARL-ANTHONY TOWNS (UK) \$ 2015 FIRST (1) | | |
| Willie Cauley-Stein (UK) | \$ 2015 | First (6) |
| Trey Lyles (UK) | \$ 2015 | First (12) |
| Devin Booker (UK) | \$ 2015 | First (13) |
| Andrew Harrison (UK) | 2015 | Second (44) |
| Dakari Johnson (UK) | 2015 | Second (48) |
| Jamal Murray (UK) | \$ 2016 | First (7) |
| Skal Labissiere (UK) | 2016 | First (28) |
| Tyler Ulis (UK) | 2016 | Second (34) |
| De'Aaron Fox (UK) | \$ 2017 | First (5) |
| Malik Monk (UK) | \$ 2017 | First (11) |
| Bam Adebayo (UK) | \$ 2017 | First (14) |
| Kevin Knox (UK) | \$ 2018 | First (9) |
| Shai Gilgeous-Alexander (UK) | \$ 2018 | First (11) |
| Jarred Vanderbilt (UK) | 2018 | Second (41) |
| Hamidou Diallo (UK) | 2018 | Second (45) |
| PJ Washington (UK) | \$ 2019 | First (12) |
| Tyler Herro (UK) | \$ 2019 | First (13) |
| Keldon Johnson (UK) | 2019 | First (29) |
| Tyrese Maxey (UK) | 2020 | First (21) |
| Immanuel Quickley (UK) | 2020 | First (25) |
| Nick Richards (UK) | 2020 | Second (42) |
| Isaiah Jackson (UK) | 2021 | First (22) |
| Brandon Boston Jr. (UK) | 2021 | Second (51) |
| Shaedon Sharpe (UK) | \$ 2022 | First (7) |
| TyTy Washington Jr. (UK) | 2022 | First (29) |
| Cason Wallace (UK) | \$ 2023 | First (10) |
| Chris Livingston (UK) | 2023 | Second (58) |
| Reed Sheppard (UK) | \$ 2024 | First (3) |
| Rob Dillingham (UK) | \$ 2024 | First (8) |
| Antonio Reeves (UK) | 2024 | Second (47) |
| • KENTUCKY 50 Players 37 1st Rd • 13 2nd Rd | | |
| Adou Thiero (ARK) | 2025 | Second (36) |
| • ARKANSAS 1 Player 0 1st Rd • 1 2nd Rd | | |

CALIPARI 4TH FASTEST TO 800 CAREER VICTORIES; NEARING 900

With Kentucky's overtime win over Mississippi State on Jan. 25, 2022, John Calipari reached 800 on-court wins, all at the Division I level. At the time he was one of just 22 coaches, regardless of NCAA level of classification, to reach that barrier. Overall, only 16 coaches have done it with at least 10 seasons at the Division I level.

Calipari was the fourth-fastest coach to 800 on-court wins at 1,037 games. Only Adolph Rupp (972 games), Roy Williams (1,012 games) and Dean Smith (1,029 games) did it faster.

Calipari is nearing his 900th career win and he is on pace to reach that plateau as potentially the second-fastest coach in D-I history to do so, trailing Roy Williams (1,161 games) and possibly beating Mike Krzyzewski at 1,183 games.

Although Calipari is still climbing the charts, he is doing it nearly as fast as anyone else in NCAA history. When he defeated Mississippi State on Jan. 17, 2024, Calipari became the third-fastest active head coach to 400 wins at a single program, trailing only Bill Self (Kansas - 484) and Mark Few (Gonzaga - 499). Overall, Calipari needed just 516 games to reach 400 wins while at UK to rank the eighth fastest in Division I history.

| FASTEST TO 800 D-I WINS | Gms | FASTEST TO 900 D-I WINS | Gms |
|---------------------------|-------|--------------------------|-------|
| 1. Adolph Rupp | 972 | 1. Roy Williams | 1,161 |
| 2. Roy Williams | 1,012 | 2. Mike Krzyzewski | 1,183 |
| 3. Dean Smith | 1,029 | 3. Rick Pitino | 1,216 |
| 4. JOHN CALIPARI (active) | 1,037 | 4. Jim Boeheim | 1,251 |
| | | 5. Bob Knight | 1,269 |
| | | JOHN CALIPARI (893 wins) | 1,176 |

FIRST BALLOT HALL OF FAMER

John Calipari joined basketball's fraternity of legends in September of 2015 after being elected to the Naismith Memorial Basketball Hall of Fame on the first ballot. Calipari joined an elite group of basketball players and coaches in the Naismith Hall of Fame, considered to be one of the ultimate honors in the sport.

The Class of 2015 included Calipari, Dick Bevetta, Louie Dampier, Lindsay Gaze, Tom Heinsohn, John Isaacs, Spencer Haywood, Lisa Leslie, Dikembe Mutombo, George Raveling and JoJo White. Calipari was inducted in Springfield, Mass., and nearly 70 of his former players joined him on stage during his acceptance speech.

COACH CAL IMMORTALIZED AT UMASS, CLARION, CONFERENCE USA

John Calipari's Hall of Fame rise began at UMass, and the school honored his program's breakthrough in the 1990s by unveiling a statue of Calipari on the Amherst campus in September 2021. Calipari was one of four icons synonymous with UMass basketball to earn the honor. Calipari's statue was unveiled next to Marcus Camby, Julius Erving and the late Jack Leaman outside the Mullins Center.

At UMass, Calipari led the Minutemen to a 193-71 on-court record in his eight seasons as head coach from 1989-96. His .731 career winning percentage remains the best in school history. Calipari led UMass to five straight NCAA Tournament appearances from 1992 to 1996 after UMass had gone to the NAAs only once in the first 81 years of the program. His Minutemen made the Atlantic 10's first and only Final Four appearance during the 1996 season, during which they went 35-2 overall and spent 10 weeks ranked No. 1 in the nation. Following the 1996 season, Calipari was named National Coach of the Year by the National Association of Basketball Coaches, The Sporting News and Naismith.

Clarion honored Calipari by having a statue erected and naming the basketball court in his honor. Tippin Gymnasium's floor was officially renamed the John V. Calipari Court in September 2021 and is better known as "Coach Cal Court." Calipari started his college playing career at UNC Wilmington before transferring to Clarion in 1981, helping the Golden Eagles reach their first NCAA Division II Tournament in program history that year.

In the summer of 2022, Calipari was enshrined into the Conference USA Hall of Fame. Calipari was honored by the league for his impressive tenure as head men's basketball coach at the University of Memphis, where he coached from the 2000-09. Calipari led the Tigers to the 2008 NCAA title game, including an NCAA, single-season record 38 wins. As a result, he earned his second Naismith National Coach of the Year honor, becoming only the second coach to earn the honor multiple times since its inception in 1987. Calipari, the 2009 Sports Illustrated National Coach of the Year, led the Tigers to nine straight 20-win campaigns and nine consecutive postseason appearances, the only Memphis coach to do that. He posted 252 on-court wins - 28.0 wins per season - as the Tigers' head coach, making him the winningest coach in school history. From 2006-08, the Tigers won 104 games, making Calipari the winningest head coach in NCAA Division I history in a three-year span.

A WOODEN AWARD LEGEND OF COACHING

On Oct. 3, 2023, it was announced that John Calipari would receive the John R. Wooden Award "Legends of Coaching" honor. On April 12, 2024, the newly named Razorback head basketball coach was on hand for the trophy presentation at the Los Angeles Athletic Club.

The "Legends of Coaching" honor recognizes coaches who exemplify Coach Wooden's high standard of coaching success and personal integrity. The award was adopted by the Wooden Award Steering Committee in 1999. The honorees are selected based on character, success on the court, graduation rate of student-athletes in their basketball program, coaching philosophy, and identification with the goals of the John R. Wooden Award. He will be presented the honor along with the 2024 Wooden Award winners on April 12, 2024.

Chairman of the Wooden Award Steering Committee Sam Lagana said, "Coach John Calipari has been a significant part of the Wooden Award experience, dating back to his first head coaching assignment at UMass. He has supported the Award and stood with his candidates and winners every step of the way. Coach Wooden had an appreciation for Coach Cal that carried through the years and Coach Calipari has demonstrated great reverence for Coach Wooden as both shared a 'players first' mentality, with emphasis on care for the student-athlete and in the value of competitive greatness. John Calipari is a wonderful addition to the fraternity of Wooden Award 'Legends of Coaching' recipients."

Calipari's on-court success is well publicized and culminated with the highest honor in the sport by being inducted into the Naismith Hall of Fame. Off the court, Coach Calipari's impact has been felt in his community and abroad. In 2012, he founded the John Calipari Foundation which has partnered with many organizations, including: Samaritan's Feet, 4 Paws for Ability, One Parent Scholar House and Team Focus. He has partnered with the American Red Cross to raise millions of dollars to help people affected by disasters such as the 2010 Haitian earthquake, 2012 Superstorm Sandy, and the 2022 flooding in Eastern Kentucky. He helped spearhead the creation of the John McLendon Minority Leadership Initiative, a national coach-driven initiative to provide minorities with a jump-start to their careers.

CALIPARI VS. ALL OPPONENTS

| Opponent | Overall | at ARK | Opponent | Overall | at ARK | Opponent | Overall | at ARK |
|---------------------------|---------|--------|--------------------------|---------|--------|------------------------|---------|--------|
| Abilene Christian | 1-0 | - | Kansas State | 2-2 | - | Seton Hall | 1-1 | - |
| Alabama | 20-8 | 0-1 | Keene State | 1-0 | - | Siena | 4-0 | - |
| Alabama-Birmingham (UAB) | 15-3 | - | Kentucky | 3-5 | 1-1 | South Carolina | 18-7 | 2-1 |
| Albany | 2-0 | - | La Salle | 3-0 | - | South Carolina State | 1-0 | - |
| Arizona | 1-1 | - | Lafayette (Pa.) | 1-0 | - | South Florida (USF) | 10-1 | - |
| Arizona State | 2-1 | - | Lamar | 5-0 | - | Southern | 2-0 | 1-0 |
| Arkansas | 16-9 | - | LIU-Brooklyn | 1-0 | - | Southern Cal | 2-0 | - |
| Arkansas-Little Rock | 4-0 | 1-0 | Lipscomb | 2-0 | 1-0 | SMU | 7-0 | - |
| Arkansas-Pine Bluff | 1-0 | - | Long Beach State | 1-0 | - | South Connecticut | 1-0 | - |
| Arkansas State | 4-0 | - | Louisiana State (LSU) | 17-6 | 2-1 | Southeastern Louisiana | 3-0 | - |
| Auburn | 15-8 | 0-2 | Louisiana Tech | 1-1 | - | Southern Illinois | 1-0 | - |
| Austin Peay | 6-1 | - | Louisville | 20-8 | 1-0 | Southern Miss | 15-4 | - |
| Baylor | 1-3 | 0-1 | Loyola (Md.) | 1-0 | - | Southwest Texas St. | 1-0 | - |
| Bellarmine | 1-0 | - | Manhattan | 2-0 | - | St. Bonaventure | 17-1 | - |
| Belmont | 2-0 | - | Marist | 2-0 | - | St. John's | 2-0 | 1-0 |
| Boise State | 1-0 | - | Marquette | 3-1 | - | Saint Joseph's | 16-5 | - |
| Boston | 7-1 | - | Marshall | 7-0 | - | Saint Mary's College | 1-0 | - |
| Boston College | 2-0 | - | Maryland | 5-3 | - | Saint Peter's | 1-0 | - |
| Bradley | 1-0 | - | Maryland-Eastern Shore | 1-0 | 1-0 | Stanford | 3-2 | - |
| Bucknell | 1-0 | - | Massachusetts | 1-0 | - | Stephen F. Austin | 1-0 | - |
| Buffalo | 3-0 | - | Massachusetts-Lowell | 2-1 | - | Stonehill | 1-0 | - |
| BYU | 1-0 | - | Memphis | 1-0 | - | Stony Brook | 1-0 | - |
| Cal State-Northridge | 1-0 | - | Miami (Fla.) | 2-1 | 1-0 | Syracuse | 3-2 | - |
| Canisius | 1-0 | - | Miami (Ohio) | 2-0 | - | TCU | 7-1 | - |
| Central Arkansas | 2-0 | 2-0 | Michigan | 3-0 | 1-0 | Temple | 13-11 | - |
| Central Connecticut State | 2-0 | - | Michigan State | 3-3 | 0-1 | Tennessee | 23-17 | 1-1 |
| Central Florida (UCF) | 5-0 | - | Middle Tennessee | 3-0 | - | Tennessee-Martin | 5-0 | - |
| Central Michigan | 1-0 | - | Milwaukee | 1-0 | - | Tennessee State | 1-0 | - |
| Charlotte | 2-3 | - | Mississippi (Ole Miss) | 20-7 | 1-2 | Tennessee Tech | 1-0 | - |
| Chattanooga | 2-0 | - | Mississippi State | 21-1 | 1-0 | Texas | 4-2 | 2-0 |
| Christian Brothers | 2-0 | - | Mississippi Valley State | 1-0 | - | Texas-Arlington | 3-0 | - |
| Cincinnati | 6-7 | - | Missouri | 13-6 | 2-0 | Texas-El Paso (UTEP) | 5-0 | - |
| Cleveland State | 4-0 | - | Monmouth | 2-0 | - | Texas-San Antonio | 1-0 | 1-0 |
| Coastal Carolina | 1-0 | - | Montana State | 1-0 | - | Texas A&M | 12-6 | 0-1 |
| Colorado | 1-1 | - | Morehead State | 3-0 | - | Texas A&M-Commerce | 1-0 | - |
| Colorado State | 0-1 | - | Mount St. Mary's | 2-0 | - | Texas Tech | 2-1 | 1-1 |
| Columbia | 1-0 | - | Murray State | 1-0 | - | Towson | 1-0 | - |
| Connecticut | 2-5 | - | Nevada | 1-0 | - | Troy | 2-0 | 1-0 |
| Coppin State | 1-0 | - | New Hampshire | 5-0 | - | Tulane | 16-0 | - |
| Cornell | 1-0 | - | New Mexico | 1-0 | - | Tulsa | 11-1 | - |
| Dartmouth | 1-0 | - | New Mexico State | 1-0 | - | UCLA | 4-5 | - |
| Davidson | 1-0 | - | New Orleans | 1-0 | - | Utah | 2-2 | - |
| Dayton | 1-0 | - | NIJT | 1-0 | - | Utah Valley | 2-0 | - |
| DePaul | 4-2 | - | North Carolina | 9-4 | - | Valparaiso | 1-0 | - |
| Detroit | 1-0 | - | UNC-Asheville | 2-0 | - | Vanderbilt | 29-6 | 2-0 |
| Drexel | 2-0 | - | UNC-Greensboro | 2-0 | - | Vermont | 3-0 | - |
| Duke | 1-4 | - | UNC-Wilmington | 1-1 | - | Villanova | 2-0 | - |
| Duquesne | 13-4 | - | North Carolina A&T | 1-0 | 1-0 | Virginia | 0-1 | - |
| East Carolina | 7-0 | - | North Carolina State | 1-0 | - | VMI | 1-0 | - |
| East Tennessee State | 4-0 | - | North Dakota | 1-0 | - | Virginia Tech | 3-0 | - |
| Eastern Kentucky | 4-0 | - | North Florida | 2-0 | - | Wake Forest | 2-1 | - |
| Eastern Michigan | 2-0 | - | North Texas | 1-0 | - | Washington | 1-0 | - |
| Evansville | 0-1 | - | Northeastern | 3-1 | - | West Virginia | 13-7 | - |
| Fairfield | 1-0 | - | Northern Kentucky | 2-0 | - | Western Kentucky | 3-0 | - |
| Fairleigh Dickinson | 1-0 | - | Northwestern State | 1-0 | - | Wichita State | 2-0 | - |
| Florida | 25-11 | 0-1 | Notre Dame | 2-3 | - | Winthrop | 4-0 | 1-0 |
| Florida A&M | 1-0 | - | Oakland | 2-1 | 1-0 | Wisconsin | 1-1 | - |
| Florida State | 1-1 | - | Ohio | 1-0 | - | Wofford | 2-0 | - |
| Florida Tech | 0-1 | - | Ohio State | 1-3 | - | Wright State | 1-0 | - |
| Fordham | 5-0 | - | Oklahoma | 6-2 | 1-1 | Xavier | 2-2 | - |
| Fort Wayne | 1-0 | - | Oklahoma State | 0-2 | - | Yale | 2-0 | - |
| Fresno State | 1-0 | 1-0 | Old Dominion | 2-0 | - | Totals | 893-283 | 38-20 |
| Furman | 1-0 | - | Oral Roberts | 1-0 | - | | | |
| George Mason | 1-0 | - | Oregon State | 1-0 | - | | | |
| George Washington | 8-9 | - | Pacific | 1-0 | 1-0 | | | |
| Georgetown | 2-1 | - | Penn | 4-0 | - | | | |
| Georgia | 23-5 | 1-1 | Penn State | 4-4 | - | | | |
| Georgia Tech | 2-2 | - | Pepperdine | 1-0 | - | | | |
| Gonzaga | 4-2 | - | Pittsburgh | 2-1 | - | | | |
| Grand Canyon | 1-0 | - | Portland | 3-0 | - | | | |
| Hampton | 1-0 | - | Princeton | 2-0 | - | | | |
| Hartford | 2-0 | - | Providence | 4-1 | - | | | |
| Harvard | 2-0 | - | Purdue | 2-1 | - | | | |
| High Point | 1-0 | - | Queens | 1-0 | 1-0 | | | |
| Hofstra | 1-0 | - | Radford | 1-0 | - | | | |
| Holy Cross | 4-1 | - | Rhode Island | 16-2 | - | | | |
| Houston | 17-3 | - | Rice | 4-0 | - | | | |
| Howard | 2-0 | - | Richmond | 1-1 | - | | | |
| Illinois | 1-2 | 0-1 | Rider | 1-0 | - | | | |
| Illinois-Chicago (UIC) | 1-0 | - | Robert Morris | 2-1 | - | | | |
| Illinois State | 2-0 | - | Rutgers | 11-4 | - | | | |
| Indiana | 3-2 | - | Saint Louis | 4-3 | - | | | |
| Iowa | 0-1 | - | Saint Peter's | 0-1 | - | | | |
| Iowa State | 2-0 | - | Sam Houston State | 1-0 | - | | | |
| Jackson State | 3-0 | 1-0 | Samford | 4-0 | 1-0 | | | |
| James Madison | 1-0 | 1-0 | Santa Clara | 1-0 | - | | | |
| Kansas | 6-9 | 1-0 | Savannah State | 1-0 | - | | | |

CAL AT SEC ARENAS

| | TOTAL | MASS | UM | UK | ARK |
|-----------------------------|-------|------|-----|----------|--------|
| Coleman Coliseum | 5-5 | 0-0 | 1-0 | 4-5 | 0-0 |
| Bud Walton Arena | 8-5 | 0-0 | 1-1 | 7-4 | (25-5) |
| Neville Arena ^ | 4-8 | 0-0 | 0-0 | 4-6 | 0-2 |
| O'Connell Center | 10-5 | 0-0 | 0-0 | 10-5 | 0-0 |
| Stegman Coliseum | 7-5 | 0-0 | 0-0 | 7-4 | 0-1 |
| Rupp Arena | 1-1 | 0-1 | 0-0 | (234-25) | 1-0 |
| Maravich Center | 6-5 | 0-0 | 0-0 | 6-4 | 0-1 |
| Black Pavilion # | 4-1 | 0-0 | 0-0 | 3-1 | 1-0 |
| Humphrey Coliseum | 9-0 | 0-0 | 0-0 | 9-0 | 0-0 |
| Mizzou Arena | 4-3 | 0-0 | 0-0 | 4-2 | 0-1 |
| Lloyd Noble Center | 2-1 | 1-1 | 0-0 | 0-0 | 1-0 |
| Colonial Life Arena | 5-7 | 0-0 | 0-0 | 5-6 | 0-1 |
| Thompson-Boling Arena | 9-10 | 0-0 | 1-2 | 8-7 | 0-1 |
| Moody Center | 1-0 | 0-0 | 0-0 | 0-0 | 1-0 |
| Reed Arena | 6-4 | 0-0 | 0-0 | 6-3 | 0-1 |
| Memorial Gym | 14-2 | 0-0 | 0-0 | 13-2 | 1-0 |
| As Opposing Coach | 96-62 | 1-2 | 3-3 | 86-49 | 5-8 |
| NOTES | TOT | MASS | UM | UK | ARK |
| * AUB Beard-Flaves Memorial | 1-0 | 0-0 | 0-0 | 1-0 | - |
| # OM Tad Smith Coliseum | 3-2 | 0-0 | 1-1 | 2-1 | - |
| * MIZ Hearnes Center | 0-1 | 0-0 | 0-0 | 0-1 | - |

DREAM MAKER

As someone who prides himself on helping young men reach their dreams, John Calipari has helped 77 players get drafted or play in the NBA as free agents, including 62 players going in the NBA Draft.

- ^ 62 NBA Draft picks ranks third all-time, trailing only Mike Krzyzewski (74) and Dean Smith (65)
- ^ 62 1st and 2nd round draft picks rank second all-time, trailing Mike Krzyzewski (66) ... Roy Williams has the third-most (32)
- ^ 43 1st round picks ranks second all-time, trailing Mike Krzyzewski (46)
- ^ 29 lottery picks are tied for the most by any college coach in history (with Mike Krzyzewski)
- ^ 18 consecutive years (2008-25) with a player being drafted is the second-best streak all-time behind Dean Smith's 23 (1965-87) and THE ONLY COACH to have an 18-year streak since the draft was shortened to two rounds in 1989 as well BEING THE ONLY COACH to have a streak of 18 consecutive years of having at least one player drafted in the first or second round
- ^ Four No. 1 overall picks tie Mike Krzyzewski for the most all-time
- ^ In 2010, five of his players were selected in the first round marking the first time in NBA history having five from one school
- ^ His six players selected overall in both the 2012 and 2015 NBA drafts are the most by one coach in the two-round era
- ^ Only coach to produce the top two picks in the same draft (2012, #1 Anthony Davis and #2 Michael Kidd-Gilchrist)
- ^ Is the only coach in history to have a former player win each of the six major NBA awards: Player of the Year (twice), Rookie of the Year, Sixth Man of the Year, Most Improved Player of the Year and Clutch Player of the Year
- ^ Eleven of his former players have combined to earn 43 NBA All-Star honors, 10 have been tabbed All-NBA (21 times), three were named NBA Rookie of the Year, and 19 players have made the NBA All-Rookie teams. Derek Rose was named NBA MVP in 2011 and Shai Gilgeous-Alexander was the 2025 NBA MVP.

CHANGING FAMILIES LIVES ... \$5.8 BILLION AND COUNTING

John Calipari hasn't just signed the best talent in the country; he's been the best at developing that talent, making those players better prepared than anyone else and getting them ready for all things at the next level. The proof is in the numbers.

Entering the 2025-26 NBA season, Calipari's NBA pros will have amassed over \$5.898 billion in NBA contracts over their careers, which does not include endorsement deals or players on overseas contracts. Through 2024-25 his players on NBA rosters have tallied over \$2 billion alone. For the 2025-26 NBA season alone, Cal's players are set to earn over \$563 million.

CALIPARI UNRIVALED IN CONFERENCE

John Calipari has won a combined 16 league regular-season championships in his career (including six Southeastern Conference titles). That is six more than the next-closest coach in the SEC (Bruce Pearl has 10). Calipari has won a combined 15 conference tournament titles in his career (six in the SEC), 10 more than his closest competitor (Nate Oats with five).

Calipari has tallied a 420-144 (74.5%) all-time record within conference play as a head coach and owns a 212-78 (73.1%) record since joining the SEC.

Although he's been publicly outspoken against conference tournaments – only because he doesn't favor playing three or more games on consecutive days to win the tournament – his teams have gotten up for them. Calipari's teams at UMass, Memphis and Kentucky have been to 19 conference championship games in his career, winning a remarkable 15 of them. Calipari is 59-17 (77.6%) all-time in conference tournaments, including 25-9 (73.5%) in the SEC. Calipari's 25 SEC Tournament wins ties for third all-time (Adolph Rupp 57, Billy Donovan 27, Wimp Sanderson 25).

THERE'S NO PLACE LIKE HOME

John Calipari-coached teams have posted an all-time record of 498-63 (88.8%) record at home (25-5 at ARK • 12-1 in '25-26). Calipari's best home winning streak came when he began his career at UK with a 54-game home win streak at Rupp Arena. He additionally had a 42-game home win streak at UK (2014-17). He has gone undefeated at home 10 times overall – adding seven times with just one loss – while going undefeated at home in league play 14 times.

LIFE AWAY FROM HOME ISN'T SO BAD EITHER

As good as John Calipari's team's have been at home, they're pretty good in hostile environments on the road. His teams are 221-140 (61.2%) overall on the road (6-9 at ARK). At neutral-site venues, his teams are 174-80 (68.5%) – 7-6 at ARK • 2-2 in '25-26 – including 6 seasons with at least 10 neutral-site wins.

CALIPARI IN ELITE COMPANY WITH CONFERENCE CHAMPIONSHIPS

When Kentucky clinched a share of the 2017 Southeastern Conference championship, John Calipari became the first NCAA Division I coach to lead three different programs (UMass, Memphis, Kentucky) to five on-court, regular-season league titles three different times. UMass won five Atlantic 10 titles (1992, '93, '94, '95 and '96). Memphis claimed five Conference USA crowns (2004, '06, '07, '08 and '09). Kentucky captured the SEC Championship six times (2010, '12, '15, '16, '17 and '20). Perhaps more impressive is that Calipari has 31 combined regular-season and tournament championships. That trails only Mark Few of Gonzaga (41 titles) and Kentucky's Adolph Rupp (41) for the most combined championships. Bill Self (Kansas) also has 31 combined titles.

CALIPARI AT NO. 1

John Calipari is one of just two coaches (Frank McGuire) to lead three programs to a No. 1 ranking in the Associated Press Top 25. Calipari has led 10 of his teams to a No. 1 AP ranking. His teams are 110-13 (89.4%) as when ranked #1 by AP #1, including 69-8 at UK, 32-4 at UMass and 9-1 at Memphis. His 110 victories are the most among active coaches with victories at No. 1. He has coached 123 career games as #1, 4th-most in NCAA history, trailing Mike Krzyzewski (255), John Wooden (228) and Adolph Rupp (127). Among coaches who have owned a #1 ranking in at least 119 games, Calipari's winning percentage of 89.4% trails only Wooden (95.2%)

^ Calipari is 6-7 all-time when playing an AP #1 team.

PRESIDENT CALIPARI

University of Arkansas head coach John Calipari served as the President of the NABC Board of Directors for the 2024-25 season. "John Calipari is one of basketball's most impactful leaders, and he has a passion for addressing issues that impact the sport and the coaching profession," said NABC Executive Director Craig Robinson. "Coach Calipari has long been a vocal advocate for coaches from all levels, and I'm confident our entire NABC membership will benefit from his service in this role." Calipari first joined the NABC Board of Directors in 2013, and served as its First Vice President for the 2023-24.

CALIPARI RECEIVED 2022 JEFFERSON AWARD

John Calipari received the Jefferson Award for Outstanding Public Service in Sports by Multiplying Good on Nov. 2, 2022. For more than 50 years, Multiplying Good has honored those who put others first. Those receiving the Jefferson Award are empowered to do more, while their stories of extraordinary public service inspire others to action. It is an award that underscores impact.

Founded over 50 years ago by Jackie Kennedy Onassis, Sen. Bob Taft Jr., and Sam Beard, Multiplying Good is the world's most foremost and highly celebrated organization focused on and honoring public service.

Other recipients of the Jefferson Award include Arthur Ashe, Tom Brokaw, Larry Fitzgerald, Betty Ford, John Glenn, Bob Hope, Steve Jobs, Shaquille O'Neal, General Colin Powell, John D. Rockefeller and Oprah Winfrey. Calipari is the first men's college basketball coach to receive the honor.

CALIPARI NAMED SPORTING NEWS' COACH OF THE DECADE FROM THE 2010's; HONORED BY THE ATHLETIC TOO

Underscored by more victories than any other coach or program, more Final Four appearances, a record number of NBA Draft picks and the 2012 national championship, John Calipari was named the College Basketball Coach of the Decade by Sporting News in January 2020. In a piece penned by national writer Mike DeCourcy, Sporting News credited Calipari for changing the college basketball landscape. Detailing Calipari's success - what DeCourcy described as a "college basketball revolution" - DeCourcy wrote that "no one defined the 2010s in the same way as Calipari ... nor achieved the same degree of consistent success."

Calipari is one of two coaches (with Coach K) to have three teams listed on The Athletics' 25 "Best College Basketball Teams from 2000-25" (7/16/25). He is the only coach to have two teams among the top five and the only coach to lead two different programs on the list – Memphis 2007-08 at #20, Kentucky 2014-15 at #4 and Kentucky 2011-12 at #2.

#LaFamilia NBA Awards

| | | | |
|--|-------------------------------|--------------------------------------|-----------------------------------|
| NBA PLAYER OF THE YEAR(2) | | FREE AGENTS TO PLAY IN NBA(15) | |
| 2011 | Derrick Rose | 2006 | Earl Barron MEM |
| 2025 | Shai Gilgeous-Alexander | 2008 | Darius Washington MEM |
| NBA ROOKIE OF THE YEAR(3) | | 2013 | Antonio Anderson MEM |
| 2009 | Derrick Rose | 2016 | Aaron Harrison UK |
| 2010 | Tyreke Evans | 2017 | Alex Poythress UK |
| 2016 | Karl-Anthony Towns | 2017 | Kyle Wiltjer UK |
| NBA DEFENSIVE PLAYER OF THE YEAR.....(1) | | 2019 | Isaiah Briscoe UK |
| 2007 | Marcus Camby | 2019 | Isaac Humphries UK |
| NBA MOST IMPROVED PLAYER.....(2) | | 2020 | Mychal Mulder UK |
| 2021 | Julius Randle | 2020 | Wenyen Gabriel UK |
| 2024 | Tyrese Maxey | 2021 | Ashton Hagans UK |
| NBA SIXTH MAN OF THE YEAR(1) | | 2022 | Olivier Sarr UK |
| 2022 | Tyler Herro | 2024 | Jacob Toppin UK |
| NBA CLUTCH PLAYER OF THE YEAR(1) | | 2024 | Oscar Tshiebewe UK |
| 2023 | De'Aaron Fox | 2025 | Justin Edwards UK |
| NBA CARES COMMUNITY ASSIST AWARD.....(3) | | NBA CHAMPIONS.....(4) | |
| 2021 | Devin Booker | 2020 | Anthony Davis (Lakers) |
| 2017 | DeMarcus Cousins (offseason) | 2023 | Jamal Murray (Nuggets) |
| 2016 | John Wall | 2025 | Shai Gilgeous-Alexander (Thunder) |
| NBA SOCIAL JUSTICE CHAMPION(1) | | Cason Wallace (Thunder) | |
| 2024 | Karl-Anthony Towns | NBA ALL-STAR TEAM(48) | |
| NBA SPORTSMANSHIP AWARD(1) | | 2010 | Derrick Rose |
| 2024 | Tyrese Maxey | 2011 | Derrick Rose |
| NBA CHAMPION.....(1) | | 2012 | Derrick Rose |
| 2020 | Anthony Davis | 2014 | Anthony Davis |
| 2023 | Jamal Murray | | John Wall |
| ALL-NBA TEAM.....(21) | | 2015 | DeMarcus Cousins |
| 2011 | Derrick Rose (1st) | | Anthony Davis |
| 2012 | Derrick Rose (1st) | | John Wall |
| 2015 | Anthony Davis (1st) | 2016 | DeMarcus Cousins |
| | DeMarcus Cousins (2nd) | | Anthony Davis |
| 2016 | DeMarcus Cousins (2nd) | | John Wall |
| 2017 | Anthony Davis (1st) | 2017 | DeMarcus Cousins |
| | John Wall (3rd) | | Anthony Davis |
| 2018 | Anthony Davis (1st) | | John Wall |
| | Karl-Anthony Towns (3rd) | 2018 | DeMarcus Cousins |
| 2020 | Anthony Davis (1st) | | Anthony Davis |
| 2021 | Julius Randle (2nd) | | Karl-Anthony Towns |
| 2022 | Devin Booker (1st) | | John Wall |
| | Karl-Anthony Towns (3rd) | 2019 | Anthony Davis |
| 2023 | Shai Gilgeous-Alexander (1st) | | Karl-Anthony Towns |
| | De'Aaron Fox (3rd) | 2020 | Bam Adebayo |
| | Julius Randle (3rd) | | Devin Booker |
| 2024 | Shai Gilgeous-Alexander (1st) | | Anthony Davis |
| | Anthony Davis (2nd) | 2021 | Devin Booker |
| | Devin Booker (3rd) | | Anthony Davis |
| 2025 | Shai Gilgeous-Alexander (1st) | | Julius Randle |
| | Karl-Anthony Towns (3rd) | 2022 | Devin Booker |
| ALL-NBA ROOKIE TEAM.....(19) | | | Karl-Anthony Towns |
| 1997 | Marcus Camby (1st) 1997 | 2023 | Bam Adebayo |
| 2010 | Tyreke Evans (1st) | | De'Aaron Fox |
| | Derrick Rose (1st) | | Shai Gilgeous-Alexander |
| 2011 | DeMarcus Cousins (1st) | | Julius Randle |
| | John Wall (1st) | | Devin Booker |
| | Eric Bledsoe (2nd) | 2024 | Bam Adebayo |
| 2012 | Brandon Knight (1st) 2012 | | Devin Booker |
| 2013 | Anthony Davis (1st) | | Anthony Davis |
| | Michael Kidd-Gilchrist (2nd) | | Tyrese Maxey |
| 2015 | Nerlens Noel (1st) | | Julius Randle |
| 2016 | Karl-Anthony Towns (1st) | | Karl-Anthony Towns |
| | Devin Booker (1st) | 2025 | Anthony Davis |
| | Willie Cauley-Stein (2nd) | | Shai Gilgeous-Alexander |
| 2017 | Jamal Murray (2nd) | | Tyler Herro |
| 2019 | Shai Gilgeous-Alexander (2nd) | | Karl-Anthony Towns |
| 2020 | Tyler Herro (2nd) | 2026 | Shai Gilgeous-Alexander |
| | PJ Washington (2nd) | | Tyrese Maxey |
| 2021 | Immanuel Quickley (2nd) | | Karl-Anthony Towns |
| 2024 | Cason Wallace (2nd) | | Devin Booker |
| ALL-NBA DEFENSIVE TEAM(17) | | | Jamal Murray |
| 2005 | Marcus Camby (2nd) | ALL-STAR GAME MVP(1) | |
| 2006 | Marcus Camby (2nd) | 2017 | Anthony Davis |
| 2007 | Marcus Camby (1st) | RISEING STARS CHALLENGE MVP(3) | |
| 2008 | Marcus Camby (1st) | 2010 | Tyreke Evans |
| 2015 | Anthony Davis (2nd) | 2011 | John Wall |
| | John Wall (2nd) | 2017 | Jamal Murray |
| 2017 | Anthony Davis (2nd) | SLAM DUNK CONTEST WINNER.....(2) | |
| 2018 | Anthony Davis (1st) | 2014 | John Wall |
| 2019 | Eric Bledsoe (1st) | 2019 | Hamidou Diallo |
| 2020 | Anthony Davis (1st) | 3-POINT CONTEST WINNER(2) | |
| | Eric Bledsoe (2nd) | 2018 | Devin Booker |
| | Bam Adebayo (2nd) | 2022 | Karl-Anthony Towns |
| 2021 | Bam Adebayo (2nd) | SKILLS CHALLENGE WINNER.....(3) | |
| 2022 | Bam Adebayo (2nd) | 2009 | Derrick Rose |
| 2023 | Bam Adebayo (2nd) | 2016 | Karl-Anthony Towns |
| 2024 | Anthony Davis (1st) | 2020 | Bam Adebayo |
| | Bam Adebayo (1st) | | |

CALIPARI'S ALL-TIME COLLEGIATE PLAYER HONORS

| | |
|--|-----------|
| NATIONAL PLAYER OF THE YEAR | 4 |
| UMASS | 1 |
| 1996 Marcus Camby AP, UPI, USBWA, Wooden, Naismith, NABC, Rupp, Basketball Times, Sporting News, CBS | |
| KENTUCKY | 3 |
| 2010 John Wall Adolph Rupp, Yahoo!, Rivals | |
| 2012 Anthony Davis Adolph Rupp, AP, CBS, Basketball Times, Naismith, Sporting News, USBWA, Wooden | |
| 2022 Oscar Tshiebwe AP, CBS, College Hoops Today, NABC, Naismith, Sporting News, The Athletic, Field of 68, USBWA, USA Today, Wooden | |
| NATIONAL FRESHMAN OF THE YEAR | 2 |
| MEMPHIS | 1 |
| 2009 Tyreke Evans USBWA, CBS, ESPN, Fox, Sporting News | |
| KENTUCKY | 1 |
| 2024 Reed Sheppard USBWA, NABC, CBS, SI | |
| ALL-AMERICANS | 25 |
| UMASS | 3 |
| 1994 Lou Roe Sporting News (2), Basketball Weekly (2) NABC (3) | |
| 1995 Lou Roe Wooden (1), Sporting News (1) AP (2), USBWA (2), NABC (2), UPI (2) Basketball Times (2) | |
| 1996 Marcus Camby AP (1), USBWA (1), Wooden, NABC (1), UPI (1) Basketball Times (1), Basketball Weekly (1) | |
| MEMPHIS | 8 |
| 2002 Dajuan Wagner AP (HM) | |
| 2003 Chris Masse Fox (3), CNN (1), HM | |
| 2004 Antonio Burks AP (HM) | |
| 2006 Rodney Carney USBWA (2), ESPN (2) | |
| 2007 Chris Douglas-Roberts AP (HM) | |
| 2008 Chris Douglas-Roberts Wooden, USBWA (1), AP (1), NABC (1), ESPN (1) Sporting News (1), Basketball Times (2) Derrick Rose Wooden, AP (3), NABC (3), Basketball Times (3) | |
| 2009 Tyreke Evans CBS (3), SI (3), AP (HM) | |
| KENTUCKY | 14 |
| 2010 DeMarcus Cousins AP (1), NABC (2), USBWA (2), SN (2) John Wall AP (1), NABC (1), USBWA (1), SN (1) | |
| 2012 Anthony Davis AP (1), NABC (1), USBWA (1), SN (1) Michael Kidd-Gilchrist USBWA (2), SN (2), AP (3), NABC (3) | |
| 2014 Julius Randle AP (3), NABC (3) | |
| 2015 Willie Cauley-Stein AP (1), NABC (1), USBWA (1), SN (1) Karl-Anthony Towns AP (2), NABC (2), SN (3) | |
| 2016 Jamal Murray AP (3) Tyler Ulis AP (1), SN (1), USBWA (2), NABC (2) | |
| 2017 Malik Monk SN (2), USBWA (2), NABC (2), AP (2) | |
| 2019 PJ Washington SN (3), USBWA (3), NABC (3), AP (3) | |
| 2022 Oscar Tshiebwe SN (1), USBWA (1), NABC (1), AP (1) | |
| 2023 Oscar Tshiebwe SN (3), USBWA (2), NABC (2), AP (2) | |
| 2024 Antonio Reeves SN (3) | |
| COSIDA ACADEMIC ALL-AMERICA | 1 |
| 2016 Alex Poythress (Kentucky) | 2nd Team |

| | |
|---|---------------------|
| CONFERENCE PLAYER OF THE YEAR | 12 |
| UMASS | 3 |
| 1992 Harper Williams | |
| 1995 Lou Roe | |
| 1996 Marcus Camby | |
| MEMPHIS | 3 |
| 2004 Antonio Burks | |
| 2006 Rodney Carney | |
| 2008 Chris Douglas-Roberts | |
| KENTUCKY | 6 |
| 2010 John Wall | Coaches AP |
| 2012 Anthony Davis | Coaches AP |
| 2016 Tyler Ulis | Coaches AP |
| 2017 Malik Monk | AP |
| 2020 Immanuel Quickley | Coaches |
| 2022 Oscar Tshiebwe | Coaches AP |
| CONF. FROSH/NEWCOMER OF THE YEAR | 20 |
| UMASS | 2 |
| 1989 Jim McCoy | Freshman |
| 1994 Marcus Camby | Freshman & Newcomer |
| MEMPHIS | 6 |
| 2002 Dajuan Wagner | Freshman |
| 2004 Sean Banks | Freshman |
| 2005 Darius Washington | Freshman |
| 2006 Shawne Williams | Freshman |
| 2008 Derrick Rose | Freshman |
| 2009 Tyreke Evans | Freshman |
| KENTUCKY (Coaches - Frosh - AP - Newcomer) | 12 |
| 2010 DeMarcus Cousins | Coaches |
| 2010 John Wall | AP |
| 2011 Terrence Jones | Coaches / AP |
| 2012 Anthony Davis | Coaches / AP |
| 2013 Nerlens Noel | Coaches / AP |
| 2014 Julius Randle | Coaches / AP |
| 2015 Karl-Anthony Towns | Coaches / AP |
| 2017 Malik Monk | Coaches / AP |
| 2018 Kevin Knox | Coaches |
| 2019 Tyler Herro | AP |
| 2019 Keldon Johnson | Coaches |
| 2024 Reed Sheppard | Coaches |
| CONFERENCE SIXTH MAN OF THE YEAR | 7 |
| UMASS (AIO Did Not Select a Sixth Man of the Year) | |
| MEMPHIS | 2 |
| 2007 Jeremy Hunt | |
| 2009 Wesley Witherspoon | |
| KENTUCKY | 5 |
| 2012 Darius Miller | Coaches |
| 2013 Kyle Wiltjer | Coaches |
| 2015 Devin Booker | Coaches |
| 2023 Antonio Reeves | Coaches |
| 2024 Rob Dillingham | Coaches |
| CONFERENCE DEFENSIVE PLAYER OF THE YEAR | 9 |
| UMASS (AIO Did Not Select a Defensive POY) | |
| MEMPHIS | 3 |
| 2007 Joey Dorsey | |
| 2008 Joey Dorsey | |
| 2009 Antonio Anderson | |
| KENTUCKY | 6 |
| 2010 John Wall | Coaches/AP |
| 2012 Anthony Davis | Coaches/AP |
| 2016 Tyler Ulis | Coaches/AP |
| 2017 Malik Monk | AP |
| 2020 Immanuel Quickley | Coaches |
| 2022 Oscar Tshiebwe | Coaches/AP |

| | |
|-----------------------------|--------------------|
| ALL-CONFERENCE | 80 |
| UMASS | 22 |
| 1989 Jim McCoy | 3rd |
| 1990 Jim McCoy | 1st |
| William Herndon | 3rd |
| 1991 Jim McCoy | 1st |
| Harper Williams | 3rd |
| 1992 Jim McCoy | 1st |
| Harper Williams | 1st |
| 1993 Lou Roe | 1st |
| Harper Williams | 1st |
| Tony Barbee | 2nd |
| 1994 Lou Roe | 1st |
| Marcus Camby | 3rd |
| Mike Williams | 3rd |
| 1995 Marcus Camby | 1st |
| Lou Roe | 1st |
| Donta Bright | 2nd |
| Derek Kellogg | 2nd |
| 1996 Marcus Camby | 1st |
| Donta Bright | 1st |
| Edgar Paila | 2nd |
| Carmelo Travieso | 2nd |
| Dana Dingle | 3rd |
| MEMPHIS | 22 |
| 2001 Kelly Wise | 1st |
| 2002 Dajuan Wagner | 1st |
| Kelly Wise | 1st |
| 2003 Chris Massie | 1st |
| Antonio Burks | 3rd |
| 2004 Sean Banks | 1st |
| Antonio Burks | 1st |
| 2005 Rodney Carney | 2nd |
| Darius Washington Jr. | 3rd |
| 2006 Rodney Carney | 1st |
| Darius Washington Jr. | 1st |
| Shawne Williams | 3rd |
| 2007 Joey Dorsey | 1st |
| Chris Douglas-Roberts | 1st |
| Jeremy Hunt | 2nd |
| 2008 Chris Douglas-Roberts | 1st |
| Derrick Rose | 1st |
| Joey Dorsey | 2nd |
| Robert Dozier | 3rd |
| 2009 Tyreke Evans | 1st |
| Antonio Anderson | 2nd |
| Robert Dozier | 2nd |
| KENTUCKY | 36 |
| 2010 DeMarcus Cousins | 1st Coaches 1st AP |
| Patrick Patterson | 1st Coaches 2nd AP |
| John Wall | 1st Coaches 1st AP |
| 2011 Terrence Jones | 1st Coaches 1st AP |
| Brandon Knight | 1st Coaches 2nd AP |
| 2012 Anthony Davis | 1st Coaches 1st AP |
| Michael Kidd-Gilchrist | 1st Coaches 1st AP |
| Terrence Jones | 2nd Coaches 2nd AP |
| Doron Lamb | 2nd Coaches |
| 2013 Nerlens Noel | 1st Coaches 1st AP |
| 2014 Julius Randle | 1st Coaches 1st AP |
| James Young | 2nd Coaches |
| 2015 Willie Cauley-Stein | 1st Coaches 1st AP |
| Karl-Anthony Towns | 1st Coaches 1st AP |
| Aaron Harrison | 2nd Coaches 2nd AP |
| Devin Booker | 2nd Coaches |
| 2016 Jamal Murray | 1st Coaches 1st AP |
| Tyler Ulis | 1st Coaches 1st AP |
| 2017 De'Aaron Fox | 1st Coaches 1st AP |
| Malik Monk | 1st Coaches 1st AP |
| Bam Adebayo | 2nd Coaches 2nd AP |
| 2018 Kevin Knox | 1st Coaches |
| Shai Gilgeous-Alexander | 2nd Coaches |
| 2019 PJ Washington | 1st Coaches 1st AP |
| Tyler Herro | 2nd Coaches |
| Keldon Johnson | 2nd Coaches |
| 2020 Nick Richards | 1st Coaches 1st AP |
| Immanuel Quickley | 1st Coaches 1st AP |
| Tyrese Maxey | 2nd Coaches |
| 2022 Oscar Tshiebwe | 1st Coaches 1st AP |
| TyTy Washington Jr. | 2nd Coaches |
| Sahvir Wheeler | 2nd Coaches |
| 2023 Oscar Tshiebwe | 1st Coaches 1st AP |
| Antonio Reeves | 1st Coaches 1st AP |
| 2024 Reed Sheppard | 2nd Coaches 2nd AP |
| Rob Dillingham | 2nd Coaches |

| | |
|---|-----------|
| CONFERENCE ALL-DEFENSIVE TEAM | 19 |
| UMASS (AIO Did Not Select an All-Defensive Team) | |
| MEMPHIS (C-USA Started Team in 2007) | 6 |
| 2007 Antonio Anderson | |
| Joey Dorsey | |
| 2008 Antonio Anderson | |
| Joey Dorsey | |
| 2009 Antonio Anderson | |
| Robert Dozier | |
| KENTUCKY | 13 |
| 2010 Patrick Patterson | |
| 2011 DeAndre Liggins | |
| 2012 Anthony Davis | |
| Michael Kidd-Gilchrist | |
| 2013 Nerlens Noel | |
| 2014 Willie Cauley-Stein | |
| 2015 Willie Cauley-Stein | |
| 2016 Tyler Ulis | |
| 2019 Ashton Hagans | |
| 2020 Ashton Hagans | |
| Nick Richards | |
| 2021 Isaiah Jackson | |
| 2022 Oscar Tshiebwe | |
| CONFERENCE ALL-ROOKIE/FRESHMAN TEAM | 51 |
| UMASS | 7 |
| 1990 Tony Barbee | |
| Harper Williams | |
| 1992 Lou Roe | |
| 1993 Dana Dingle | |
| 1994 Marcus Camby | |
| 1995 Derek Kellogg | |
| Gary Lumpkin | |
| MEMPHIS | 10 |
| 2001 Scooter McFadgon | |
| 2002 Dajuan Wagner | |
| 2003 Rodney Carney | |
| 2004 Sean Banks | |
| 2005 Joey Dorsey | |
| Darius Washington | |
| 2006 Chris Douglas-Roberts | |
| Shawne Williams | |
| 2008 Derrick Rose | |
| 2009 Tyreke Evans | |
| KENTUCKY | 34 |
| 2010 Eric Bledsoe | |
| DeMarcus Cousins | |
| John Wall | |
| 2011 Brandon Knight | |
| Terrence Jones | |
| Doron Lamb | |
| 2012 Anthony Davis | |
| Michael Kidd-Gilchrist | |
| 2013 Willie Cauley-Stein | |
| Archie Goodwin | |
| Nerlens Noel | |
| Alex Poythress | |
| 2014 Julius Randle | |
| James Young | |
| 2015 Devin Booker | |
| Trey Lyles | |
| Karl-Anthony Towns | |
| Tyler Ulis | |
| 2016 Jamal Murray | |
| 2017 Bam Adebayo | |
| De'Aaron Fox | |
| Malik Monk | |
| 2018 Shai Gilgeous-Alexander | |
| Kevin Knox | |
| 2019 Tyler Herro | |
| Keldon Johnson | |
| 2020 Tyrese Maxey | |
| 2021 Isaiah Jackson | |
| 2022 TyTy Washington Jr. | |
| Chris Livingston | |
| 2023 Cason Wallace | |
| 2024 Rob Dillingham | |
| Reed Sheppard | |
| D.J. Wagner | |

CALIPARI VS RANKED OPPONENTS (AP RANKING)

| | | | | |
|---------------|-------------------------|--------------------|--------------------|-----------------------|
| TOTALS | Overall: 122-108 | Home: 44-18 | Away: 22-42 | Neutral: 56-48 |
| - UMass | Overall: 19-12 | Home: 4-1 | Away: 4-4 | Neutral: 11-7 |
| - UM | Overall: 20-33 | Home: 10-6 | Away: 3-12 | Neutral: 7-15 |
| - UK | Overall: 74-51 | Home: 25-8 | Away: 14-21 | Neutral: 35-22 |
| - ARK | Overall: 9-12 | Home: 5-3 | Away: 1-5 | Neutral: 3-4 |

| | | | | | |
|----------------|----------------------|-------------------|----------------|----------------|-----------------|
| Vs. #1 | Overall: 6-7 | UMass: 3-0 | UM: 0-2 | UK: 3-3 | ARK: 0-2 |
| | Home: 1-0 | 0-0 | 0-0 | 1-0 | 0-0 |
| | Away: 0-3 | 0-0 | 0-0 | 0-1 | 0-2 |
| | Neutral: 5-4 | 3-0 | 0-2 | 2-2 | 0-0 |
| Vs. #2 | Overall: 1-6 | UMass: 0-1 | UM: 0-1 | UK: 1-4 | ARK: 0-0 |
| | Home: 0-2 | 0-0 | 0-1 | 0-1 | 0-0 |
| | Away: 0-2 | 0-0 | 0-0 | 0-2 | 0-0 |
| | Neutral: 1-2 | 0-1 | 0-0 | 1-1 | 0-0 |
| Vs. #3 | Overall: 3-4 | UMass: 1-1 | UM: 1-0 | UK: 1-2 | ARK: 0-1 |
| | Home: 1-2 | 0-0 | 0-0 | 1-1 | 0-1 |
| | Away: 0-0 | 0-0 | 0-0 | 0-0 | 0-0 |
| | Neutral: 2-2 | 1-1 | 1-0 | 0-1 | 0-0 |
| Vs. #4 | Overall: 5-7 | UMass: 1-0 | UM: 1-2 | UK: 3-4 | ARK: 0-1 |
| | Home: 1-0 | 0-0 | 0-0 | 1-0 | 0-0 |
| | Away: 3-3 | 0-0 | 1-1 | 2-2 | 0-0 |
| | Neutral: 1-4 | 1-0 | 0-1 | 0-2 | 0-1 |
| Vs. #5 | Overall: 8-5 | UMass: 0-0 | UM: 2-3 | UK: 5-2 | ARK: 1-0 |
| | Home: 2-1 | 0-0 | 2-0 | 0-1 | 0-0 |
| | Away: 2-0 | 0-0 | 0-0 | 2-0 | 0-0 |
| | Neutral: 4-4 | 0-0 | 0-3 | 3-1 | 1-0 |
| Vs. #6 | Overall: 5-6 | UMass: 0-2 | UM: 2-2 | UK: 3-2 | ARK: 1-0 |
| | Home: 4-1 | 0-0 | 1-1 | 2-0 | 1-0 |
| | Away: 0-1 | 0-0 | 0-1 | 0-0 | 0-0 |
| | Neutral: 2-4 | 0-2 | 1-0 | 1-2 | 0-0 |
| Vs. #7 | Overall: 5-6 | UMass: 0-1 | UM: 1-1 | UK: 4-4 | ARK: 0-0 |
| | Home: 1-0 | 0-0 | 1-0 | 0-0 | 0-0 |
| | Away: 1-3 | 0-0 | 0-0 | 1-3 | 0-0 |
| | Neutral: 3-3 | 0-1 | 0-1 | 3-1 | 0-0 |
| Vs. #8 | Overall: 7-5 | UMass: 2-0 | UM: 1-0 | UK: 4-1 | ARK: 0-4 |
| | Home: 4-1 | 1-0 | 1-0 | 2-0 | 0-1 |
| | Away: 1-1 | 1-0 | 0-0 | 0-0 | 0-1 |
| | Neutral: 2-3 | 0-0 | 0-0 | 2-1 | 0-2 |
| Vs. #9 | Overall: 6-10 | UMass: 0-0 | UM: 2-3 | UK: 4-6 | ARK: 0-1 |
| | Home: 1-1 | 0-0 | 0-0 | 1-1 | 0-0 |
| | Away: 1-2 | 0-0 | 1-1 | 0-1 | 0-0 |
| | Neutral: 4-7 | 0-0 | 1-2 | 3-4 | 0-1 |
| Vs. #10 | Overall: 4-2 | UMass: 2-0 | UM: 1-0 | UK: 1-2 | ARK: 0-0 |
| | Home: 3-0 | 1-0 | 1-0 | 1-0 | 0-0 |
| | Away: 1-2 | 1-0 | 0-0 | 0-2 | 0-0 |
| | Neutral: 0-0 | 0-0 | 0-0 | 0-0 | 0-0 |
| Vs. #11 | Overall: 4-8 | UMass: 1-2 | UM: 1-4 | UK: 2-2 | ARK: 0-0 |
| | Home: 2-4 | 0-0 | 1-2 | 1-2 | 0-0 |
| | Away: 0-3 | 0-2 | 0-1 | 0-0 | 0-0 |
| | Neutral: 2-1 | 1-0 | 0-1 | 1-0 | 0-0 |
| Vs. #12 | Overall: 6-0 | UMass: 1-0 | UM: 0-0 | UK: 4-0 | ARK: 1-0 |
| | Home: 2-0 | 1-0 | 0-0 | 1-0 | 0-0 |
| | Away: 1-0 | 0-0 | 0-0 | 0-0 | 1-0 |
| | Neutral: 3-0 | 0-0 | 0-0 | 3-0 | 0-0 |
| Vs. #13 | Overall: 8-4 | UMass: 1-1 | UM: 0-3 | UK: 7-0 | ARK: 0-0 |
| | Home: 3-1 | 0-0 | 0-1 | 3-0 | 0-0 |
| | Away: 1-1 | 0-0 | 0-1 | 1-0 | 0-0 |
| | Neutral: 4-2 | 1-0 | 0-2 | 3-0 | 0-0 |
| Vs. #14 | Overall: 4-6 | UMass: 1-3 | UM: 0-1 | UK: 2-2 | ARK: 1-0 |
| | Home: 0-0 | 0-0 | 0-0 | 0-0 | 0-0 |
| | Away: 1-3 | 0-2 | 0-1 | 1-0 | 0-0 |
| | Neutral: 3-3 | 1-1 | 0-0 | 1-2 | 1-0 |
| Vs. #15 | Overall: 6-4 | UMass: 0-0 | UM: 2-2 | UK: 2-2 | ARK: 2-0 |
| | Home: 3-2 | 0-0 | 0-1 | 1-1 | 2-0 |
| | Away: 1-1 | 0-0 | 1-1 | 0-0 | 0-0 |
| | Neutral: 2-1 | 0-0 | 1-0 | 1-1 | 0-0 |
| Vs. #16 | Overall: 6-3 | UMass: 0-1 | UM: 1-0 | UK: 4-2 | ARK: 1-0 |
| | Home: 1-0 | 0-0 | 0-0 | 1-0 | 0-0 |
| | Away: 2-1 | 0-0 | 0-0 | 2-1 | 0-0 |
| | Neutral: 3-2 | 0-1 | 1-0 | 1-1 | 1-0 |
| Vs. #17 | Overall: 4-1 | UMass: 0-0 | UM: 1-0 | UK: 3-1 | ARK: 0-0 |
| | Home: 1-0 | 0-0 | 1-0 | 0-0 | 0-0 |
| | Away: 1-1 | 0-0 | 0-0 | 1-1 | 0-0 |
| | Neutral: 2-0 | 0-0 | 0-0 | 2-0 | 0-0 |
| Vs. #18 | Overall: 3-4 | UMass: 0-0 | UM: 0-0 | UK: 3-4 | ARK: 0-0 |
| | Home: 1-0 | 0-0 | 0-0 | 1-0 | 0-0 |
| | Away: 2-3 | 0-0 | 0-0 | 2-3 | 0-0 |
| | Neutral: 0-1 | 0-0 | 0-0 | 0-1 | 0-0 |
| Vs. #19 | Overall: 6-4 | UMass: 1-0 | UM: 1-2 | UK: 3-2 | ARK: 1-0 |
| | Home: 1-1 | 0-0 | 0-0 | 0-1 | 1-0 |
| | Away: 1-2 | 0-0 | 0-1 | 1-1 | 0-0 |
| | Neutral: 4-1 | 1-0 | 1-1 | 2-0 | 0-0 |
| Vs. #20 | Overall: 2-3 | UMass: 0-0 | UM: 1-2 | UK: 1-1 | ARK: 0-0 |
| | Home: 0-0 | 0-0 | 0-0 | 0-0 | 0-0 |
| | Away: 0-1 | 0-0 | 0-1 | 0-0 | 0-0 |
| | Neutral: 2-2 | 0-0 | 1-1 | 1-1 | 0-0 |
| Vs. #21 | Overall: 7-4 | UMass: 3-0 | UM: 0-2 | UK: 4-1 | ARK: 0-1 |
| | Home: 3-0 | 0-0 | 0-0 | 3-0 | 0-0 |
| | Away: 1-4 | 1-0 | 0-2 | 0-1 | 0-1 |
| | Neutral: 3-0 | 2-0 | 0-0 | 1-0 | 0-0 |
| Vs. #22 | Overall: 6-4 | UMass: 2-0 | UM: 1-2 | UK: 5-1 | ARK: 0-1 |
| | Home: 3-1 | 0-0 | 1-1 | 2-0 | 0-0 |
| | Away: 1-1 | 0-0 | 0-0 | 1-0 | 0-1 |
| | Neutral: 2-2 | 1-0 | 0-1 | 2-1 | 0-0 |
| Vs. #23 | Overall: 2-3 | UMass: 1-0 | UM: 0-0 | UK: 1-2 | ARK: 0-1 |
| | Home: 1-1 | 0-0 | 0-0 | 0-0 | 0-1 |
| | Away: 1-2 | 1-0 | 0-0 | 0-2 | 0-0 |
| | Neutral: 1-0 | 0-0 | 0-0 | 1-0 | 0-0 |
| Vs. #24 | Overall: 2-1 | UMass: 0-0 | UM: 0-0 | UK: 2-1 | ARK: 0-0 |
| | Home: 1-0 | 0-0 | 0-0 | 1-0 | 0-0 |
| | Away: 0-1 | 0-0 | 0-0 | 0-1 | 0-0 |
| | Neutral: 1-0 | 0-0 | 0-0 | 1-0 | 0-0 |
| Vs. #25 | Overall: 5-1 | UMass: 1-0 | UM: 1-1 | UK: 2-0 | ARK: 1-0 |
| | Home: 5-0 | 1-0 | 1-0 | 2-0 | 1-0 |
| | Away: 0-1 | 0-0 | 0-1 | 0-0 | 0-0 |
| | Neutral: 0-0 | 0-0 | 0-0 | 0-0 | 0-0 |

CALIPARI WHEN RANKED (AP RANKING)

| | | | | |
|---------------|-------------------------|---------------------|---------------------|------------------------|
| TOTALS | Overall: 637-150 | Home: 351-24 | Away: 144-69 | Neutral: 142-57 |
| - UMass | Overall: 110-22 | Home: 41-3 | Away: 28-11 | Neutral: 41-8 |
| - UM | Overall: 148-25 | Home: 85-4 | Away: 39-7 | Neutral: 24-14 |
| - UK | Overall: 357-94 | Home: 207-16 | Away: 75-47 | Neutral: 75-31 |
| - ARK | Overall: 22-9 | Home: 18-1 | Away: 2-4 | Neutral: 2-4 |

| | | | | | |
|---------------|------------------------|--------------------|-----------------|------------------|-----------------|
| As #1 | Overall: 110-13 | UMass: 32-4 | UM: 9-1 | UK: 69-8 | ARK: 0-0 |
| | Home: 50-4 | 11-1 | 5-1 | 34-2 | 0-0 |
| | Away: 32-4 | 12-1 | 4-0 | 16-3 | 0-0 |
| | Neutral: 28-5 | 9-2 | 0-0 | 19-3 | 0-0 |
| As #2 | Overall: 63-4 | UMass: 6-0 | UM: 23-1 | UK: 34-3 | ARK: 0-0 |
| | Home: 28-0 | 1-0 | 11-0 | 16-0 | 0-0 |
| | Away: 12-1 | 1-0 | 6-0 | 5-1 | 0-0 |
| | Neutral: 23-3 | 4-0 | 6-1 | 13-2 | 0-0 |
| As #3 | Overall: 41-4 | UMass: 4-0 | UM: 16-2 | UK: 21-2 | ARK: 0-0 |
| | Home: 27-0 | 2-0 | 8-0 | 17-0 | 0-0 |
| | Away: 6-1 | 0-0 | 4-1 | 2-2 | 0-0 |
| | Neutral: 8-3 | 2-0 | 4-1 | 2-2 | 0-0 |
| As #4 | Overall: 36-10 | UMass: 4-0 | UM: 15-2 | UK: 17-8 | ARK: 0-0 |
| | Home: 23-2 | 0-0 | 11-1 | 12-1 | 0-0 |
| | Away: 6-4 | 2-0 | 1-0 | 3-4 | 0-0 |
| | Neutral: 7-4 | 2-0 | 3-1 | 2-3 | 0-0 |
| As #5 | Overall: 49-6 | UMass: 10-2 | UM: 18-1 | UK: 21-3 | ARK: 0-0 |
| | Home: 24-2 | 4-1 | 10-0 | 10-1 | 0-0 |
| | Away: 10-1 | 1-1 | 5-0 | 4-0 | 0-0 |
| | Neutral: 15-3 | 5-0 | 3-1 | 7-2 | 0-0 |
| As #6 | Overall: 18-8 | UMass: 2-1 | UM: 2-0 | UK: 14-7 | ARK: 0-0 |
| | Home: 9-1 | 2-0 | 0-0 | 7-1 | 0-0 |
| | Away: 7-5 | 0-1 | 2-0 | 5-4 | 0-0 |
| | Neutral: 2-2 | 0-0 | 0-0 | 2-2 | 0-0 |
| As #7 | Overall: 17-5 | UMass: 5-1 | UM: 3-0 | UK: 9-4 | ARK: 0-0 |
| | Home: 6-0 | 1-0 | 2-0 | 3-0 | 0-0 |
| | Away: 5-0 | 1-0 | 1-0 | 3-0 | 0-0 |
| | Neutral: 6-5 | 3-1 | 0-0 | 3-4 | 0-0 |
| As #8 | Overall: 40-6 | UMass: 11-2 | UM: 6-0 | UK: 23-4 | ARK: 0-0 |
| | Home: 21-1 | 4-0 | 2-0 | 15-1 | 0-0 |
| | Away: 10-3 | 4-1 | 4-0 | 2-2 | 0-0 |
| | Neutral: 9-2 | 3-1 | 0-0 | 6-1 | 0-0 |
| As #9 | Overall: 17-3 | UMass: 5-0 | UM: 3-0 | UK: 9-3 | ARK: 0-0 |
| | Home: 9-0 | 1-0 | 2-0 | 6-0 | 0-0 |
| | Away: 5-1 | 1-0 | 1-0 | 0-2 | 0-0 |
| | Neutral: 3-2 | 3-0 | 0-0 | 0-2 | 0-0 |
| As #10 | Overall: 20-12 | UMass: 2-1 | UM: 0-0 | UK: 18-11 | ARK: 0-0 |
| | Home: 17-3 | 2-0 | 0-0 | 15-3 | 0-0 |
| | Away: 2-7 | 0-1 | 0-0 | 2-6 | 0-0 |
| | Neutral: 1-2 | 0-0 | 0-0 | 1-2 | 0-0 |
| As #11 | Overall: 21-6 | UMass: 5-2 | UM: 5-1 | UK: 11-3 | ARK: 0-0 |
| | Home: 10-0 | 3-0 | 3-0 | 4-0 | 0-0 |
| | Away: 5-3 | 1-1 | 1-0 | 3-2 | 0-0 |
| | Neutral: 6-3 | 1-1 | 1-1 | 4-1 | 0-0 |
| As #12 | Overall: 19-7 | UMass: 0-0 | UM: 8-3 | UK: 11-4 | ARK: 0-0 |
| | Home: 9-1 | 0-0 | 5-0 | 4-1 | 0-0 |
| | Away: 7-2 | 0-0 | 1-0 | 6-2 | 0-0 |
| | Neutral: 3-4 | 0-0 | 2-3 | 1-1 | 0-0 |
| As #13 | Overall: 16-5 | UMass: 2-0 | UM: 5-1 | UK: 9-4 | ARK: 0-0 |
| | Home: 12-0 | 1-0 | 3-0 | 8-0 | 0-0 |
| | Away: 2-3 | 1-0 | 0-0 | 1-3 | 0-0 |
| | Neutral: 2-2 | 0-0 | 2-1 | 0-1 | 0-0 |
| As #14 | Overall: 18-6 | UMass: 1-1 | UM: 4-0 | UK: 11-3 | ARK: 2-2 |
| | Home: 11-1 | 0-0 | 2-0 | 7-1 | 2-0 |
| | Away: 5-3 | 0-0 | 2-0 | 3-2 | 0-1 |
| | Neutral: 2-2 | 1-1 | 0-0 | 1-0 | 0-1 |
| As #15 | Overall: 14-2 | UMass: 0-0 | UM: 0-0 | UK: 12-0 | ARK: 2-2 |
| | Home: 5-1 | 0-0 | 0-0 | 5-0 | 0-1 |
| | Away: 6-1 | 0-0 | 0-0 | 4-0 | 2-1 |
| | Neutral: 3-0 | 0-0 | 0-0 | 3-0 | 0-0 |
| As #16 | Overall: 20-5 | UMass: 0-0 | UM: 3-2 | UK: 16-2 | ARK: 1-1 |
| | Home: 13-0 | 0-0 | 2-0 | 10-0 | 1-0 |
| | Away: 2-4 | 0-0 | 0-2 | 2-2 | 0-0 |
| | Neutral: 5-1 | 0-0 | 1-0 | 4-0 | 0-1 |
| As #17 | Overall: 14-9 | UMass: 2-1 | UM: 2-1 | UK: 8-6 | ARK: 2-1 |
| | Home: 7-2 | 0-0 | 1-0 | 5-2 | 1-0 |
| | Away: 3-5 | 0-0 | 1-1 | 2-3 | 0-1 |
| | Neutral: 4-2 | 2-1 | 0-0 | 1-1 | 1-0 |
| As #18 | Overall: 25-6 | UMass: 2-1 | UM: 6-1 | UK: 14-4 | ARK: 3-0 |
| | Home: 15-1 | 0-0 | 3-0 | 9-1 | 3-0 |
| | Away: 6-3 | 1-0 | 3-1 | 2-2 | 0-0 |
| | Neutral: 4-2 | 1-1 | 0-0 | 3-1 | 0-0 |
| As #19 | Overall: 13-6 | UMass: 2-2 | UM: 2-2 | UK: 8-1 | ARK: 1-1 |
| | Home: 10-0 | 1-0 | 2-0 | 6-0 | 1-0 |
| | Away: 1-4 | 1-2 | 0-1 | 0-1 | 0-0 |
| | Neutral: 2-2 | 0-0 | 0-1 | 2-0 | 0-1 |
| As #20 | Overall: 16-5 | UMass: 2-0 | UM: 5-1 | UK: 5-4 | ARK: 4-0 |
| | Home: 12-0 | 1-0 | 3-1 | 4-0 | 4-0 |
| | Away: 3-3 | 0-0 | 2-0 | 1-2 | 0-0 |

CALIPARI LISTS

CALIPARI MILESTONE ON-COURT COLLEGIATE WINS

OVERALL

| | | | |
|-----|----------|-----------------------------|--------|
| 1 | 11/26/88 | SOUTHERN CONNECTICUT | 84-61 |
| 100 | 03/11/93 | TEMPLE (A10 Championship) | 69-61 |
| 200 | 01/06/01 | at Houston | 86-78 |
| 300 | 02/09/05 | at #9 Louisville | 85-68 |
| 400 | 02/20/08 | at Tulane | 97-71 |
| 500 | 02/26/11 | #13 FLORIDA | 76-68 |
| 600 | 11/18/14 | vs #5 Kansas (Indianapolis) | 72-40 |
| 700 | 11/26/17 | ILLINOIS - CHICAGO | 107-73 |
| 800 | 01/25/22 | MISSISSIPPI STATE (OT) | 82-74 |

| | | | |
|--------------|-------------------------------|----------|-------|
| #1 at UMass: | SOUTHERN CONNECTICUT | 11/26/88 | 84-61 |
| | GM1 at UMass • Amherst, Mass. | | |

| | | | |
|-----------|----------------------------------|----------|-------|
| #1 at UM: | vs Miami (OH) | 11/23/00 | 60-59 |
| | GM2 at UM • Puerto Rico Shootout | | |

| | | | |
|-----------|------------------------|----------|--------|
| #1 at UK: | SAM HOUSTON | 11/19/09 | 102-92 |
| | GM1 at UK • Rupp Arena | | |

| | | | |
|------------|-------------------------------|----------|-------|
| #1 at ARK: | LIPSCOMB | 11/06/24 | 76-60 |
| | GM1 at ARK • Bud Walton Arena | | |

AT ARKANSAS

| | | | |
|---|----------|----------|-------|
| 1 | 11/06/24 | LIPSCOMB | 76-60 |
|---|----------|----------|-------|

COACHES WITH 900 ON-COURT NCAA D-I WINS

| Gms to reach 900 | | | |
|-------------------------|---------------|----------------------|--|
| D-I Coaches w/ 900 Wins | D-I Wins Only | D-I Only Wins (rank) | |
| 1. Mike Krzyzewski | 1,202 | 1,183 (2) | |
| 2. Jim Boeheim | 1,116 | 1,251 (3) | |
| 3. Roy Williams | 903 | 1,161 (1) | |
| 4. Bob Knight | 902 | 1,269 (4) | |
| Rick Pitino | 886 | in 1,197 gms | |
| JOHN CALIPARI | 878 | in 1,155 gms | |

COACHES WITH THE MOST NCAA TOURNEY WINS

| Coach | Wins | Gms | Record |
|----------------------------------|-----------|-----------|---------------------|
| 1. Mike Krzyzewski | 101 | 135 | 101-31 (.765) |
| 2. Roy Williams | 79 | 106 | 79-27 (.745) |
| 3. Dean Smith | 65 | 90 | 65-25 (.722) |
| 4. Jim Boeheim | 62 | 96 | 62-34 (.646) |
| 5. JOHN CALIPARI (active) | 59 | 82 | 59-23 (.720) |
| Tom Izzo (active) | 59 | 85 | 59-26 (.694) |
| 7. Bill Self (active) | 57 | 81 | 57-24 (.734) |
| 8. Rick Pitino (active) | 55 | 77 | 55-22 (.714) |
| 9. Jim Calhoun | 51 | 71 | 51-20 (.718) |
| 10. John Wooden | 47 | 57 | 47-10 (.825) |

CAL IN THE NCAA TOURNEY (24 appearances)

| Overall | 59-23 | UMass | MEM | UK | ARK |
|--------------|--------|-------|-----|-----|------|
| 1st Rd | 24 app | 21-3 | 5-0 | 5-1 | 10-2 |
| 2nd Rd | 21 app | 16-5 | 3-2 | 4-1 | 8-2 |
| Sweet 16 | 16 app | 12-4 | 2-1 | 3-1 | 7-1 |
| Elite 8 | 12 app | 6-6 | 1-1 | 1-2 | 4-3 |
| Final Four | 6 app | 3-3 | 0-1 | 1-0 | 2-2 |
| Championship | 3 app | 1-2 | - | 0-1 | 1-1 |

COACHES WITH THE MOST NCAA APPEARANCES

| Coach | Tot App (Rank) | Sweet 16 (Rank) | Final 4 (Rank) |
|----------------------|----------------|-----------------|----------------|
| Mike Krzyzewski | 36 (1) | 26 (1) | 13 (1) |
| Jim Boeheim | 33 (2) | 20 (3) | 5 (T-10) |
| Roy Williams | 30 (3) | 19 (4) | 9 (4) |
| Bob Knight | 28 (T-4) | 15 (8) | 5 (T-10) |
| Lute Olson | 28 (T-4) | 13 (T-11) | 5 (T-10) |
| Tom Izzo | 27 (T-6) | 16 (T-5) | 8 (5) |
| Dean Smith | 27 (T-6) | 21 (2) | 11 (3) |
| JOHN CALIPARI | 24 (8) | 16 (T-5) | 6 (T-7) |
| Denny Crum | 23 (9) | 16 (T-5) | 6 (T-7) |
| Rick Pitino | 22 (10) | 13 (T-11) | 7 (6) |
| Jim Calhoun | 22 (11) | 12 (13) | 4 (T-14*) |
| Adolph Rupp | 20 (12) | 14 (T-9) | 6 (T-7) |
| John Wooden | 16 (13) | 14 (T-9) | 12 (2) |
| Guy Lewis | 14 (-) | 10 (-) | 5 (T-10) |

* - tied with 7 others

MOST NCAA D-I ON-COURT WINS

MOST 20-WIN SEASONS

| Coach | Wins |
|-------------------------|-----------|
| 1. Mike Krzyzewski | 37 |
| 2. Jim Boeheim | 36 |
| 3. JOHN CALIPARI | 30 |
| Dean Smith | 30 |
| 5. Rick Pitino | 29 |
| Roy Williams | 29 |
| 7. Bill Self | 28 |
| Bob Huggins | 28 |
| Lute Olson | 28 |

MOST 30-WIN SEASONS

| Coach | Wins |
|-------------------------|-----------|
| 1. Mike Krzyzewski | 16 |
| 2. Roy Williams | 12 |
| 3. JOHN CALIPARI | 11 |
| Bill Self | 11 |
| 5. Rick Pitino | 9 |

NBA DRAFT PICKS

MOST PLAYERS DRAFTED

| Coach | Players |
|-------------------------|-----------|
| 1. Mike Krzyzewski | 74 |
| 2. Dean Smith | 65 |
| 3. John Calipari | 62 |
| 4. Adolph Rupp | 46 |
| Jim Boeheim | 46 |

MOST NBA 1st & 2nd ROUND PICKS

| Coach | Players |
|-------------------------|-----------|
| 1. Mike Krzyzewski | 66 |
| 2. JOHN CALIPARI | 62 |
| 3. Roy Williams | 32 |
| 4. Dean Smith | 25 |
| 5. Jim Boeheim | 23 |
| 6. Bill Self | 20 |

MOST NBA 1st ROUND PICKS

| Coach | Players |
|-------------------------|-----------|
| 1. Mike Krzyzewski | 46 |
| 2. JOHN CALIPARI | 43 |
| 3. Roy Williams | 42 |
| 4. Jim Boeheim | 38 |
| 5. Bill Self | 35 |
| 6. Dean Smith | 30 |
| Bob Knight | 30 |

MOST NBA LOTTERY PICKS

| Coach | Players |
|-------------------------|-----------|
| 1. JOHN CALIPARI | 29 |
| Mike Krzyzewski | 29 |
| 3. Roy Williams | 17 |

MOST CONSECUTIVE YEARS WITH AN NBA PICK

| Coach | Years | Span |
|-------------------------|------------|----------------|
| 1. Dean Smith | 23 | 1965-87 |
| 2. JOHN CALIPARI | 18* | 2008-25 |
| 3. Mike Krzyzewski | 12 | 2011-22 |
| 4. John Wooden | 11 | 1964-74 |
| 5. Bill Self | 9 | 2010-18 |
| 6. Jim Boeheim | 8 | 1986-93 |

* - active streak also, **THE ONLY COACH** ever to have a streak of 18 straight years with a played taken in the 1st or 2nd round

COACHES TO WIN 150+ GMS AT 3 D-I SCHOOLS

| Coach | Schools |
|-------------------------|---|
| 1. JOHN CALIPARI | 193 @ UMass 252 @ Memphis 410 @ Kentucky |
| 2. Cliff Ellis | 171 @ South Alabama 177 @ Clemson 186 @ Auburn 297 @ Coastal Carolina 170 @ Bowling Green 273 @ George Mason 274 @ Miami (Fla.) |
| 3. Jim Larrañaga | |

MOST NCAA D-I ON-COURT WINS IN A SEASON

John Calipari and Mike Krzyzewski are the only two coaches to have won at least 35 games in a season on five separate occasions.

| Coach | Wins | Team | Year | Record |
|-------------------------|-----------|-----------------|----------------|-------------|
| 1. JOHN CALIPARI | 38 | KENTUCKY | 2014-15 | 38-1 |
| JOHN CALIPARI | 38 | KENTUCKY | 2011-12 | 38-2 |
| JOHN CALIPARI | 38 | MEMPHIS | 2007-08 | 38-2 |
| 4. Dan Hurley | 37 | UConn | 2023-24 | 37-3 |
| Mark Few | 37 | Gonzaga | 2016-17 | 37-2 |
| Bill Self | 37 | Kansas | 2007-08 | 37-3 |
| Bruce Weber | 37 | Illinois | 2004-05 | 37-2 |
| Mike Krzyzewski | 37 | Duke | 1998-99 | 37-2 |
| Jerry Tarkanian | 37 | UNLV | 1986-87 | 37-2 |
| Mike Krzyzewski | 37 | Duke | 1985-86 | 37-3 |
| 11. Todd Golden | 36 | Florida | 2024-25 | 36-4 |
| Jay Wright | 36 | Villanova | 2017-18 | 36-4 |
| Bo Ryan | 36 | Wisconsin | 2014-15 | 36-4 |
| Billy Donovan | 36 | Florida | 2013-14 | 36-3 |
| Roy Williams | 36 | North Carolina | 2007-08 | 36-3 |
| Adolph Rupp | 36 | Kentucky | 1947-48 | 36-3 |
| Schubert Dyche | 36 | Montana State | 1928-29 | 36-2 |
| Ott Romney | 36 | Montana State | 1927-28 | 36-2 |
| 19. Kelvin Sampson | 35 | Houston | 2024-25 | 35-5 |
| Jon Scheyer | 35 | Duke | 2024-25 | 35-4 |
| Dusty May | 35 | FAU | 2022-23 | 35-4 |
| Tony Bennett | 35 | Virginia | 2018-19 | 35-3 |
| Jay Wright | 35 | Villanova | 2015-16 | 35-5 |
| Mark Few | 35 | Gonzaga | 2014-15 | 35-3 |
| Mike Krzyzewski | 35 | Duke | 2014-15 | 35-4 |
| Gregg Marshall | 35 | Wichita State | 2013-14 | 35-1 |
| Rick Pitino | 35 | Louisville | 2012-13 | 35-5 |
| Bill Self | 35 | Kansas | 2010-11 | 35-3 |
| JOHN CALIPARI | 35 | KENTUCKY | 2009-10 | 35-3 |
| Mike Krzyzewski | 35 | Duke | 2009-10 | 35-5 |
| Ben Howland | 35 | UCLA | 2007-08 | 35-4 |
| Billy Donovan | 35 | Florida | 2006-07 | 35-5 |
| Thad Matta | 35 | Ohio State | 2006-07 | 35-4 |
| Mike Krzyzewski | 35 | Duke | 2000-01 | 35-4 |
| Tubby Smith | 35 | Kentucky | 1997-98 | 35-4 |
| Roy Williams | 35 | Kansas | 1997-98 | 35-4 |
| Rick Pitino | 35 | Kentucky | 1996-97 | 35-5 |
| JOHN CALIPARI | 35 | UMASS | 1995-96 | 35-2 |
| Jerry Tarkanian | 35 | UNLV | 1989-90 | 35-5 |
| Lute Olson | 35 | Arizona | 1987-88 | 35-3 |
| Billy Tubbs | 35 | Oklahoma | 1987-88 | 35-4 |
| Larry Brown | 35 | Kansas | 1985-86 | 35-4 |
| John Thompson | 35 | Georgetown | 1984-85 | 35-3 |

Active Coaches Wins as AP Top-Ranked Coach

Thru 02/03/26

| Coach (Schools) | Records |
|---|---------------|
| 1. John Calipari (UMass, UM, UK) | 110-13 |
| 2. Mark Few (Gonzaga) | 68-8 |
| 3. Bill Self (Kansas) | 60-13 |
| 4. Matt Painter (Purdue) • 8-1 in 2025-26 | 23-7 |
| 5. Thad Matta (Ohio State, Butler) | 22-3 |
| 6. Kelvin Sampson (Houston) • 2-0 in 2025-26 | 19-4 |
| 7. Rick Barnes (Texas, Tennessee) | 16-4 |
| Scott Drew (Baylor) | 16-4 |
| Dan Hurley (UConn) | 16-1 |
| 10. Tom Izzo (Michigan State) | 15-5 |
| Tommy Lloyd (Arizona) • 14-0 in 2025-26 | 15-1 |

COACHES WITH THE MOST WINS OVER AP #1

| Coach | Wins |
|---|----------|
| 1. Roy Williams (5 North Carolina, 3 Kansas) | 8 |
| 2. Mike Krzyzewski (7 Duke) | 7 |
| Gary Williams (6 Maryland, 1 Ohio St.) | 7 |
| 4. John Calipari (3 UMass, 3 Kentucky) | 6 |
| Digger Phelps (6 Notre Dame) | 6 |
| Dean Smith (6 North Carolina) | 6 |

MOST POINTS BY..

CAL'S COLLEGE TEAMS

| PTS | TEAM | OPPONENT | (51 gms) | DATE | 51-0 | RESULT |
|-----|----------|-------------------------------|----------|----------|------------|--------|
| 118 | Kentucky | Marshall | | 11/24/23 | W, 118-82 | |
| 117 | Kentucky | Alabama | | 02/24/24 | W, 117-95 | |
| 115 | Arkansas | JACKSON STATE | | 11/21/25 | W, 115-61 | |
| 115 | Kentucky | vs Arizona State (Atlantis) | | 11/28/16 | W, 115-69 | |
| 112 | Memphis | Howard | | 01/03/01 | W, 112-42 | |
| 111 | Kentucky | Arkansas | | 03/02/24 | W, 111-102 | |
| 111 | Kentucky | Tennessee-Martin | | 11/25/16 | W, 111-76 | |
| 111 | Memphis | Jackson State | | 11/16/06 | W, 111-69 | |
| 111 | Memphis | Eastern Kentucky | | 12/01/01 | W, 111-74 | |
| 110 | Kentucky | Auburn | | 02/21/15 | W, 110-75 | |
| 109 | Arkansas | SOUTHERN | | 11/03/25 | W, 109-77 | |
| 109 | Arkansas | MARYLAND EASTERN SHORE | | 11/25/24 | W, 109-35 | |
| 109 | Kentucky | at Vanderbilt | | 02/06/24 | W, 109-77 | |
| 109 | Memphis | Austin Peay | | 02/22/01 | W, 109-68 | |
| 108 | Arkansas | SOUTH CAROLINA | | 01/14/26 | W, 108-74 | |
| 108 | Arkansas | QUEENS (NC) | | 12/16/25 | W, 108-80 | |
| 108 | Kentucky | Marist | | 11/11/11 | W, 108-58 | |
| 108 | Memphis | Lamar | | 01/03/09 | W, 108-75 | |
| 108 | Memphis | Lamar | | 11/28/05 | W, 108-83 | |
| 107 | Kentucky | Tennessee | | 01/15/22 | W, 107-79 | |
| 107 | Kentucky | UIC | | 11/26/17 | W, 107-73 | |
| 106 | Kentucky | South Carolina State | | 11/17/22 | W, 106-63 | |
| 106 | UMass | vs Rutgers (A-10) | | 03/08/92 | W, 106-94 | |
| 105 | Kentucky | Georgia | | 01/20/24 | W, 105-96 | |
| 105 | Kentucky | Texas-Arlington | | 11/19/13 | W, 105-76 | |
| 105 | Memphis | at Tulane | | 02/18/06 | W, 105-65 | |
| 105 | UMass | Rutgers | | 01/28/89 | W, 105-89 | |
| 104 | Kentucky | Long Island | | 11/23/12 | W, 104-75 | |
| 104 | Kentucky | Hartford | | 12/29/09 | W, 104-61 | |
| 104 | Memphis | Austin Peay | | 11/27/07 | W, 104-82 | |
| 104 | UMass | vs Arkansas (Tipoff Classic) | | 11/25/94 | W, 104-80 | |
| 104 | UMass | St. Bonaventure | | 02/22/92 | W, 104-67 | |
| 103 | Arkansas | JAMES MADISON | | 12/29/25 | W, 103-74 | |
| 103 | Kentucky | vs. North Carolina (Brooklyn) | | 12/17/16 | W, 103-100 | |
| 103 | Memphis | Tulane | | 02/12/05 | W, 103-71 | |
| 103 | UMass | at Dugesne | | 11/25/64 | W, 103-53 | |
| 102 | Kentucky | vs Indiana (NCAA) | | 03/23/12 | W, 102-90 | |
| 102 | Kentucky | Sam Houston | | 11/19/09 | W, 102-92 | |
| 102 | Memphis | Siena | | 01/03/08 | W, 102-58 | |
| 102 | Memphis | Tennessee-Martin | | 11/05/07 | W, 102-71 | |
| 102 | Memphis | Savannah State | | 11/11/04 | W, 102-40 | |
| 102 | Memphis | UAB | | 01/23/02 | W, 102-81 | |
| 101 | Kentucky | Stonehill | | 11/17/23 | W, 101-67 | |
| 101 | Kentucky | Cleveland State | | 11/23/16 | W, 101-70 | |
| 101 | Kentucky | Lafayette | | 11/16/12 | W, 101-49 | |
| 101 | Kentucky | Arkansas | | 01/23/10 | W, 101-70 | |
| 100 | Kentucky | Robert Morris | | 11/12/21 | W, 100-60 | |
| 100 | Kentucky | Texas A&M | | 01/03/17 | W, 100-58 | |
| 100 | Kentucky | vs ETSU (NCAA) | | 03/18/10 | W, 100-71 | |
| 100 | Memphis | Marist | | 12/02/08 | W, 100-61 | |
| 100 | Memphis | at South Florida | | 02/07/01 | W, 100-89 | |

CAL'S COLLEGE OPPONENTS

| PTS | TEAM | OPPONENT | (12 gms) | DATE | 2-10 | RESULT |
|-----|----------|----------------------|----------|----------|------------|--------|
| 118 | Kentucky | vs Duke | | 11/06/18 | L, 84-118 | |
| 109 | UMass | at Penn State | | 01/05/89 | L, 79-109 | |
| 105 | UMass | at Duquesne | | 02/18/89 | L, 74-105 | |
| 104 | UMass | at UConn | | 01/30/89 | L, 75-104 | |
| 103 | Kentucky | Tennessee | | 02/03/24 | L, 92-103 | |
| 103 | UMass | at Rutgers | | 02/24/91 | L, 96-103 | |
| 103 | UMass | at George Washington | | 01/21/89 | L, 77-103 | |
| 102 | Kentucky | Arkansas | | 03/02/24 | W, 111-102 | |
| 102 | Memphis | vs Missouri | | 03/26/09 | L, 91-102 | |
| 101 | UMass | at George Washington | | 02/15/90 | L, 95-101 | |
| 100 | Kentucky | vs North Carolina | | 12/17/16 | W, 103-100 | |
| 100 | UMass | at Rhode Island | | 02/09/89 | L, 76-100 | |

FEWEST POINTS BY....

CAL'S COLLEGE TEAMS

| PTS | TEAM | OPPONENT | DATE | RESULT |
|-----|----------|---------------|----------|----------|
| 44 | Memphis | Louisville | 02/26/05 | L, 44-53 |
| 44 | UMass | at Temple | 01/09/93 | L, 44-52 |
| 45 | Memphis | vs UCLA | 03/25/06 | L, 45-50 |
| 46 | Memphis | at UAB | 02/08/02 | L, 46-64 |
| 48 | Kentucky | vs Vanderbilt | 03/15/13 | L, 48-64 |
| 50 | Kentucky | at Notre Dame | 11/29/12 | L, 50-64 |
| 50 | UMass | at Maryland | 12/02/95 | W, 50-47 |

CAL'S COLLEGE OPPONENTS

| PTS | TEAM | OPPONENT | DATE | RESULT |
|-----|----------|------------------------|----------|-----------|
| 28 | Kentucky | Montana State | 11/23/14 | W, 86-28 |
| 35 | Arkansas | MARYLAND EASTERN SHORE | 11/25/24 | W, 109-35 |
| 35 | UMass | at Temple | 01/01/96 | W, 59-35 |
| 37 | Kentucky | Missouri | 01/13/15 | W, 86-37 |
| 37 | Memphis | Tulsa | 02/11/09 | W, 63-37 |
| 38 | Kentucky | Providence | 11/30/14 | W, 58-38 |
| 39 | Kentucky | vs West Virginia | 03/26/15 | W, 78-39 |
| 39 | Memphis | Tulsa | 03/14/09 | W, 64-39 |

ARKANSAS PLAYER GAME HIGHS • CAL ERA:

MOST POINTS:

| | |
|-----------------|--|
| 31 | Darius Acuff Jr. vs LSU 01/25/26 |
| 30 | Johnell Davis vs Texas Tech 03/27/25 |
| 29 | Darius Acuff Jr. vs Tennessee 01/03/26 |
| 28 | Meleek Thomas vs James Madison 12/29/25 |
| 27 | Darius Acuff Jr. vs Houston 12/20/25 |
| 27 | Zvonimir Ivisic vs Alabama 02/08/25 |
| Season Opener: | 25, Trevon Brazile vs Southern 11/02/25 |
| SEC Opener: | 29, Darius Acuff Jr. vs Tennessee 01/03/26 |
| SEC Game: | 31, Darius Acuff Jr. vs LSU 01/25/26 |
| SEC Tourney: | 17, Jonas Aidoo vs Ole Miss 03/13/25 |
| NCAA Tourney: | 30, Johnell Davis vs Texas Tech 03/27/25 |
| Bud Walton: | 31, Darius Acuff Jr. vs LSU 01/25/26 |
| Road Game: | 26, Darius Acuff Jr. at Ole Miss 01/07/26 |
| Neutral Site: | 27, Darius Acuff Jr. vs Houston 12/20/25 |
| Ranked Opp: | 27 (2x) LAST Darius Acuff Jr. vs #8 Houston 12/20/25 |
| Freshman: | 31, Darius Acuff Jr. vs LSU 01/25/26 |
| Sophomore: | 27, Zvonimir Ivisic vs Alabama 02/08/25 |
| Junior: | 26 (2x), Adou Thiero vs Illinois and UTSA |
| Senior: | 26, Trevon Brazile vs Queens 12/16/25 |
| 5th-Yr SR/Grad: | 30, Johnell Davis vs Texas Tech 03/27/25 |

MOST POINTS IN AN SEC GAME:

| | |
|----|--|
| 31 | Darius Acuff Jr. vs LSU 01/25/26 |
| 29 | Darius Acuff Jr. vs Tennessee 01/03/26 |
| 27 | Zvonimir Ivisic vs Alabama 02/08/25 |
| 26 | Darius Acuff Jr. at Ole Miss 01/07/26 |
| 25 | Zvonimir Ivisic vs LSU 02/12/25 |
| 24 | Johnell Davis at Texas 02/05/25 |

MOST POINTS IN A HALF:

| | |
|----|---|
| 24 | Darius Acuff Jr. vs LSU 01/25/26 |
| 23 | Boogie Fland (2nd) vs Oakland 12/30/24 |
| 20 | Darius Acuff Jr. at Ole Miss 01/07/26 |
| 20 | Darius Acuff Jr. (1st) vs Southern 11/02/25 |
| 19 | Darius Acuff Jr. vs Tennessee 01/03/26 |

MOST POINTS OFF THE BENCH:

| | |
|----|---|
| 28 | Meleek Thomas vs James Madison 12/29/25 |
| 26 | Meleek Thomas vs Winthrop 11/18/25 |
| 21 | Meleek Thomas vs South Carolina 01/14/26 |
| 21 | Malique Ewin vs Jackson State 11/21/25 |
| 21 | Meleek Thomas vs Southern 11/02/25 |
| 21 | Jonas Aidoo vs Mississippi State 03/08/22 |
| 21 | Karter Knox vs UMES 11/25/24 |

MOST FIELD GOALS MADE:

| | |
|----|---|
| 13 | (13-19) Darius Acuff Jr. vs LSU 01/25/26 |
| 10 | (10-20) Meleek Thomas vs Winthrop 11/18/25 |
| 10 | (10-13) Zvonimir Ivisic vs LSU 02/12/25 |
| 10 | (10-18) Zvonimir Ivisic vs Alabama 02/08/25 |
| 10 | (10-15) Adou Thiero vs Baylor 11/09/24 |

BEST FIELD GOAL PERCENTAGE:

| | |
|-------------|--|
| 6-9 FGA | 1.000 (6-6) D.J. Wagner vs Jackson St 11/21/25 |
| | 1.000 (6-6) Jonas Aidoo vs UCA 12/14/24 |
| | .889 (8-9) Meleek Thomas vs S. Caro 01/14/26 |
| | .889 (8-9) Malique Ewin vs Jackson St 11/21/25 |
| 10-15 FGA | .818 (9-11) Trevon Brazile vs Queens 12/16/25 |
| | .800 (8-10) Malique Ewin vs S. Caro 01/14/26 |
| | .800 (8-10) Adou Thiero vs UTSA 12/07/24 |
| | .769 (10-13) Zvonimir Ivisic vs LSU 02/12/25 |
| 16-20 FGA | .563 (9-16) Boogie Fland vs Oakland 12/30/24 |
| | .556 (10-18) Zvonimir Ivisic vs Alabama 02/08/25 |
| 20 PLUS FGA | .684 (13-19) Darius Acuff Jr. vs LSU 01/25/26 |
| | .500 (10-20) Meleek Thomas vs Winthrop 11/18/25 |

MOST 3-POINTERS MADE:

| | |
|---|--|
| 6 | (6-10) Meleek Thomas vs James Madison 12/29/25 |
| 6 | (6-7) Zvonimir Ivisic vs Troy 11/13/24 |
| 5 | (5-7) Trevon Brazile vs Queens 12/16/25 |
| 5 | (5-9) Zvonimir Ivisic vs Alabama 02/08/25 |
| 5 | (5-8) Boogie Fland vs Oakland 12/30/24 |

BEST 3-POINT PERCENTAGE:

| | |
|--------------|--|
| MIN 5 3PTA | 1.000 (5-5) Meleek Thomas vs S. Caro 01/14/26 |
| | .857 (6-7) Zvonimir Ivisic vs Troy 11/13/24 |
| | .714 (5-7) Trevon Brazile vs Queens 12/16/25 |
| | .625 (5-8) Boogie Fland vs Oakland 12/30/24 |
| | .667 (4-5) D.J. Wagner vs JMU 12/29/25 |
| | .667 (4-5) Trevon Brazile vs Texas Tech 12/13/25 |
| | .667 (4-5) Karter Knox vs UCA 11/11/25 |
| 10 PLUS 3PTA | .600 (6-10) Meleek Thomas vs JMU 12/29/25 |
| | .400 (4-10) Meleek Thomas vs Southern 11/02/25 |
| | .308 (4-13) Meleek Thomas vs UCA 11/11/25 |

MOST FREE THROWS MADE:

| | |
|----|---|
| 12 | (12-21) Adou Thiero vs Illinois 11/28/24 |
| 11 | (11-12) Darius Acuff Jr. at Ole Miss 01/07/26 |
| 11 | (11-11) Johnell Davis vs Texas Tech 03/27/25 |
| 11 | (11-13) Karter Knox vs Georgia 01/23/25 |
| 10 | (10-17) Malique Ewin vs Houston 12/20/25 |
| 10 | (10-13) Adou Thiero vs UTSA 12/07/24 |

MOST FREE THROWS ATTEMPTED:

| | |
|----|--|
| 21 | (12-21) Adou Thiero vs Illinois 11/28/24 |
| 17 | (10-17) Malique Ewin vs Houston 12/20/25 |
| 13 | (11-13) Karter Knox vs Georgia 01/23/25 |
| 13 | (10-13) Adou Thiero vs UTSA 12/07/24 |

BEST FREE THROW PERCENTAGE:

| | |
|----------------|--|
| AT LEAST 7 ATT | 1.000 (8-8) Meleek Thomas vs Tennessee 1/03/26 |
| | 1.000 (7-7) D.J. Wagner vs Miss State 03/08/22 |
| | 1.000 (7-7) Zvonimir Ivisic vs Missouri 02/22/25 |
| 10-15 FTA | 1.000 (11-11) Johnell Davis vs Texas Tech 03/27/25 |
| | .916 (11-12) Darius Acuff Jr. at Ole Miss 01/07/26 |
| | .900 (9-10) Boogie Fland vs Little Rock 11/22/24 |
| | .846 (11-13) Karter Knox vs Georgia 01/23/25 |
| 16 PLUS FTA | .588 (10-17) Malique Ewin vs Houston 12/20/25 |
| | .571 (12-21) Adou Thiero vs Illinois 11/28/24 |

MOST REBOUNDS:

| | |
|-----------------|--|
| 14 | Trevon Brazile at Vanderbilt 03/04/25 |
| 14 | Trevon Brazile at Vanderbilt 03/04/25 |
| 12 | Malique Ewin at Auburn 01/10/26 |
| 12 | Trevon Brazile vs Kansas 03/20/25 |
| 12 | Zvonimir Ivisic at Texas 02/05/25 |
| 11 | Trevon Brazile vs Duke 11/27/25 |
| 11 | Trevon Brazile vs Southern 11/02/25 |
| 11 | Trevon Brazile vs Ole Miss 03/13/25 |
| 11 | Jonas Aidoo vs South Carolina 03/12/25 |
| 11 | Trevon Brazile vs Mississippi State 03/08/22 |
| 11 | Adou Thiero vs Georgia 01/23/25 |
| 11 | Jonas Aidoo vs NC A&T 12/21/24 |
| Season Opener: | 11, Trevon Brazile vs Southern 11/02/25 |
| SEC Opener: | 7, Trevon Brazile & Karter Knox vs Tenn 01/03/26 |
| SEC Game: | 14 (2x), by Trevon Brazile vs Vandy 2025 and 2026 |
| SEC Tourney: | 11, Jonas Aidoo vs South Carolina 03/12/25 |
| NCAA Tourney: | 12, Trevon Brazile vs Kansas 03/20/25 |
| Bud Walton: | 14, Trevon Brazile vs Vanderbilt 01/20/26 |
| Road Game: | 14, Trevon Brazile at Vanderbilt 03/04/25 |
| Neutral Site: | 12, Trevon Brazile vs Kansas 03/20/25 |
| Ranked Opp: | 14, Trevon Brazile vs Vanderbilt 01/20/26 |
| Freshman: | 9 (2x), LAST Billy Richmond III vs St. John's 03/22/25 |
| Sophomore: | 12, Zvonimir Ivisic at Texas 02/05/25 |
| Junior: | 14, Trevon Brazile at Vanderbilt 03/04/25 |
| Senior: | 14, Trevon Brazile vs Vanderbilt 01/20/26 |
| 5th-Yr SR/Grad: | 6 (3x), LAST: Johnell Davis vs Texas Tech 03/27/25 |

MOST OFFENSIVE REBOUNDS:

| | |
|---|---|
| 7 | Malique Ewin vs Louisville 12/03/25 |
| 6 | Nick Pringle vs S. Caro 01/14/26 |
| 6 | Trevon Brazile vs Ole Miss 03/13/25 |
| 6 | Jonas Aidoo vs Mississippi State 03/08/22 |

MOST DEFENSIVE REBOUNDS:

| | |
|----|--|
| 14 | Trevon Brazile vs Vanderbilt 01/20/26 |
| 12 | Zvonimir Ivisic at Texas 02/05/25 |
| 11 | Trevon Brazile vs Mississippi State 03/08/22 |
| 10 | Trevon Brazile at Vanderbilt 03/04/25 |

MOST ASSISTS:

| | |
|-----------------|---|
| 13 | Darius Acuff Jr. vs S. Caro 01/14/26 |
| 11 | Boogie Fland vs NC A&T 12/21/24 |
| 10 | Darius Acuff Jr. at Oklahoma 01/27/26 |
| 10 | Darius Acuff Jr. vs Queens 12/16/25 |
| 10 | Darius Acuff Jr. vs Louisville 12/03/25 |
| 9 | Darius Acuff Jr. at Ole Miss 01/07/26 |
| 9 | D.J. Wagner vs Alabama 02/08/25 |
| 9 | Boogie Fland vs UCA 12/14/24 |
| Season Opener: | 7, D.J. Wagner & Meleek Thomas vs Southern 11/02/25 |
| SEC Opener: | 4, Darius Acuff Jr. vs Tennessee 01/03/26 |
| SEC Game: | 13, Darius Acuff Jr. vs S. Caro 01/14/26 |
| SEC Tourney: | 6, D.J. Wagner vs South Carolina 03/12/25 |
| NCAA Tourney: | 6, D.J. Wagner vs Kansas 03/20/25 |
| Bud Walton: | 13, Darius Acuff Jr. vs S. Caro 01/14/26 |
| Road Game: | 10, Darius Acuff Jr. at Oklahoma 01/27/26 |
| Neutral Site: | 9, Boogie Fland vs UCA 12/14/24 |
| Ranked Opp: | 10, Darius Acuff Jr. vs #6 Louisville 12/03/25 |
| Freshman: | 13, Darius Acuff Jr. vs S. Caro 01/14/26 |
| Sophomore: | 9, D.J. Wagner vs Alabama 02/08/25 |
| Junior: | 7 (2x), LAST D.J. Wagner vs Jackson St 11/21/25 |
| Senior: | 3 (2x), LAST Trevon Brazile vs JMU 12/29/25 |
| 5th-Yr SR/Grad: | 6 (2x), LAST Johnell Davis at Kentucky 02/01/25 |

MOST POINTS-REBOUNDS-ASSISTS:

| | | |
|----|-----------|--|
| 39 | (31-2-6) | Darius Acuff Jr. vs LSU 01/25/26 |
| 39 | (27-5-7) | Darius Acuff Jr. vs Houston 12/20/25 |
| 39 | (26-10-3) | Adou Thiero vs UTSA 12/07/24 |
| 37 | (25-11-1) | Trevon Brazile vs Southern 11/03/25 |
| 37 | (30-6-1) | Johnell Davis vs Texas Tech 03/27/25 |
| 36 | (29-3-4) | Darius Acuff Jr. vs Tennessee 01/03/26 |
| 36 | (23-3-10) | Darius Acuff Jr. vs Queens 12/16/25 |
| 36 | (27-7-2) | Zvonimir Ivisic vs Alabama 02/08/25 |

MOST STEALS:

| | |
|---|---|
| 6 | Adou Thiero vs Little Rock 11/22/24 |
| 5 | Boogie Fland vs UCA 12/14/24 |
| 4 | (13x) LAST |
| | Trevon Brazile vs Vanderbilt 01/20/26 |
| | Darius Acuff Jr. at Georgia 01/17/26 |
| | Meleek Thomas vs S. Caro 01/14/26 |
| | Trevon Brazile vs Fresno State 12/06/25 |

| | |
|-----------------|--|
| Season Opener: | 3 (2x), LAST Meleek Thomas vs Southern 11/02/25 |
| SEC Opener: | 3 (2x), LAST Meleek Thomas vs Tennessee 01/03/26 |
| SEC Game: | 4 (5x), LAST Trevon Brazile vs Vanderbilt 01/20/26 |
| SEC Tourney: | 4 (2x), LAST Johnell Davis vs Ole Miss 03/13/25 |
| NCAA Tourney: | 3 (2x) Aidoo and Fland vs Kansas 03/20/25 |
| Bud Walton: | 6, Adou Thiero vs Little Rock 11/22/24 |
| Road Game: | 4 (2x), LAST Darius Acuff Jr. at Georgia 01/17/26 |
| Neutral Site: | 5, Boogie Fland vs UCA 12/14/24 |
| Ranked Opp: | 4 (3x), Trevon Brazile vs #15 Vandy 01/20/26 |
| Freshman: | 5, Boogie Fland vs UCA 12/14/24 |
| Sophomore: | 6, D.J. Wagner vs Troy 11/13/24 |
| Junior: | 6, Adou Thiero vs Little Rock 11/22/24 |
| Senior: | 4 (2x), Trevon Brazile vs Vanderbilt 01/20/26 |
| 5th-Yr SR/Grad: | 4 (4x), LAST Johnell Davis vs Ole Miss 03/13/25 |

MOST BLOCKED SHOTS:

| | |
|---|------------------------------------|
| 6 | Trevon Brazile vs Oakland 12/30/24 |
| 5 | Trevon Brazile vs UCA 12/14/24 |
| 5 | Zvonimir Ivisic vs Troy 11/13/24 |

| | |
|-----------------|--|
| Season Opener: | 3, Zvonimir Ivisic vs Lipscomb 11/06/24 |
| SEC Opener: | 4, Malique Ewin vs Tennessee 01/03/26 |
| SEC Game: | 4 (4x), LAST Zvonimir Ivisic at Texas A&M 02/15/25 |
| SEC Tourney: | 2, Billy Richmond III vs South Carolina 03/12/25 |
| NCAA Tourney: | 4, Karter Knox vs St. John's 03/22/25 |
| Bud Walton: | 6, Trevon Brazile vs Oakland 12/30/24 |
| Road Game: | 4 (2x), LAST Zvonimir Ivisic at Texas 02/05/25 |
| Neutral Site: | 5, Trevon Brazile vs UCA 12/14/24 |
| Ranked Opp: | 4 (2x), LAST Malique Ewin vs Tennessee 01/03/26 |
| Freshman: | 4, Karter Knox vs St. John's 03/22/25 |
| Sophomore: | 5, Zvonimir Ivisic vs Troy 11/13/24 |
| Junior: | 6, Trevon Brazile vs Oakland 12/30/24 |
| Senior: | 4 (3x), LAST Malique Ewin vs Tennessee 01/03/26 |
| 5th-Yr SR/Grad: | 1 (5x), LAST Johnell Davis vs Kansas 03/20/25 |

MOST MINUTES:

| | | |
|-----------------|-------------|--------------------------------------|
| 40:34 | OT | Karter Knox vs Texas 02/26/25 |
| 40:00 | | D.J. Wagner vs Kansas 03/20/25 |
| 39:44 | OT | Trevon Brazile vs Texas 02/26/25 |
| 39:25 | | Johnell Davis at Texas 02/05/25 |
| 39:13 | | Johnell Davis vs Texas Tech 03/27/25 |
| 39:01 | | Boogie Fland vs Baylor 11/09/24 |
| 39:00 | | Johnell Davis vs Missouri 02/22/25 |
| Season Opener: | 36:15, | Johnell Davis vs Lipscomb 11/06/24 |
| SEC Opener: | 36:27, | D.J. Wagner at Tennessee 01/04/25 |
| SEC Game: | 40:34 (OT), | Karter Knox vs Texas 02/26/25 |
| | 39:25, | Johnell Davis at Texas 02/05/25 |
| SEC Tourney: | 38:34, | D.J. Wagner vs Ole Miss 03/13/25 |
| NCAA Tourney: | 40:00, | D.J. Wagner vs Kansas 03/20/25 |
| Bud Walton: | 40:34 (OT), | Karter Knox vs Texas 02/26/25 |
| | 38:49, | D.J. Wagner vs Ole Miss 01/08/25 |
| Road Game: | 38:15, | Johnell Davis at Kentucky 02/01/25 |
| Neutral Site: | 39:01, | Boogie Fland vs Baylor 11/09/24 |
| Ranked Opp: | 39:01, | Boogie Fland vs #8 Baylor 11/09/24 |
| Freshman: | 40:39 (OT), | Karter Knox vs Texas 02/26/25 |
| | 39:01, | Boogie Fland vs Baylor 11/09/24 |
| Sophomore: | 40:00, | D.J. Wagner vs Kansas 03/20/25 |
| Junior: | 39:44 (OT), | Trevon Brazile vs Texas 02/26/25 |
| | 37:41, | Adou Thiero at Miami 12/03/24 |
| Senior: | 38:44, | Jonas Aidoo vs Kansas 03/20/25 |
| 5th-Yr SR/Grad: | 39:25, | Johnell Davis at Texas 02/05/25 |

ARKANSAS TEAM HIGHS/LOWS • CAL ERA:**MOST POINTS:**

| | | |
|-----|---------------------------|-----------|
| 115 | vs Jackson St 11/21/25 | W, 115-61 |
| 109 | vs Southern 11/02/25 | W, 109-77 |
| 109 | vs UMES 11/25/24 | W, 109-35 |
| 108 | vs Queens 12/16/25 | W, 108-80 |
| 103 | vs James Madison 12/29/25 | W, 103-74 |
| 95 | vs NC A&T 12/21/24 | W, 95-67 |
| 94 | at Ole Miss | W, 94-87 |

FEWEST POINTS:

| | | |
|----|----------------------------|----------|
| 52 | at Tennessee 01/04/25 | L, 52-76 |
| 53 | at South Carolina 03/01/25 | L, 53-72 |
| 60 | at Auburn 02/19/25 | L, 60-67 |
| 61 | at Texas A&M 02/15/25 | L, 61-69 |

LARGEST MARGIN OF VICTORY:

| | | |
|----|------------------------|-----------|
| 74 | vs UMES 11/25/24 | W, 109-35 |
| 64 | vs Jackson St 11/21/25 | W, 115-61 |
| 37 | vs UCA 11/11/25 | W, 93-56 |
| 34 | vs South Carolina | W, 108-74 |
| 32 | vs Southern 11/02/25 | W, 109-77 |

SEC - LARGEST MARGIN OF VICTORY:

| | | |
|----|------------------------|-----------|
| 34 | vs South Carolina | W, 108-74 |
| 25 | vs Vanderbilt | W, 93-68 |
| 13 | at Vanderbilt 03/04/25 | W, 90-77 |
| 12 | vs LSU 02/12/25 | W, 70-58 |
| 11 | vs Tennessee 01/03/26 | W, 86-75 |

LARGEST MARGIN OF VICTORY @ BWA:

| | | |
|----|------------------------|-----------|
| 74 | vs UMES 11/25/24 | W, 109-35 |
| 64 | vs Jackson St 11/21/25 | W, 115-61 |
| 37 | vs UCA 11/11/25 | W, 93-56 |
| 34 | vs South Carolina | W, 108-74 |
| 32 | vs Southern 11/02/25 | W, 109-77 |

SEC - LARGEST MARGIN OF VICTORY @ BWA:

| | | |
|----|------------------------|-----------|
| 34 | vs South Carolina | W, 108-74 |
| 25 | vs Vanderbilt | W, 93-68 |
| 13 | at Vanderbilt 03/04/25 | W, 90-77 |
| 12 | vs LSU 02/12/25 | W, 70-58 |
| 11 | vs Tennessee 01/03/26 | W, 86-75 |

LARGEST MARGIN IN ROAD VICTORY:

| | | |
|----|------------------------|----------|
| 13 | at Vanderbilt 03/04/25 | W, 90-77 |
| 10 | at Kentucky 02/01/25 | W, 89-79 |
| 8 | at Texas 02/05/25 | W, 78-70 |

SEC - LARGEST MARGIN IN ROAD VICTORY:

| | | |
|----|------------------------|----------|
| 13 | at Vanderbilt 03/04/25 | W, 90-77 |
| 10 | at Kentucky 02/01/25 | W, 89-79 |
| 8 | at Texas 02/05/25 | W, 78-70 |

LARGEST MARGIN IN NEUTRAL SITE VICTORY:

| | | |
|----|------------------------------|----------|
| 25 | NLR vs UCA 12/14/24 | W, 82-57 |
| 24 | NLR vs Fresno State 12/06/25 | W, 82-58 |

LARGEST MARGIN OF VICTORY SEC TOURNEY:

| | | |
|---|----------------------------|----------|
| 4 | vs South Carolina 03/12/25 | W, 72-68 |
|---|----------------------------|----------|

LARGEST MARGIN OF VICTORY NCAA TOURNEY:

| | | |
|---|------------------------|----------|
| 9 | vs St. John's 03/22/25 | W, 75-66 |
| 7 | vs Kansas 03/20/25 | W, 79-72 |

LARGEST MARGIN OF DEFEAT:

| | | |
|----|----------------------------|----------|
| 24 | at Tennessee 01/04/25 | L, 52-76 |
| 22 | at Auburn 01/10/26 | L, 73-95 |
| 19 | at South Carolina 03/01/25 | L, 53-72 |
| 18 | at Missouri 01/18/25 | L, 65-83 |
| 14 | at Georgia | L, 76-90 |

SEC - LARGEST MARGIN OF DEFEAT:

| | | |
|----|----------------------------|----------|
| 24 | at Tennessee 01/04/25 | L, 52-76 |
| 22 | at Auburn 01/10/26 | L, 73-95 |
| 19 | at South Carolina 03/01/25 | L, 53-72 |
| 18 | at Missouri 01/18/25 | L, 65-83 |

LARGEST MARGIN OF DEFEAT @ BWA:

| | | |
|---|----------------------|----------|
| 8 | vs Kentucky | L, 77-85 |
| 8 | vs Florida 01/11/25 | L, 63-71 |
| 7 | vs Ole Miss 01/08/25 | L, 66-73 |

SEC - LARGEST MARGIN OF DEFEAT @ BWA:

| | | |
|---|----------------------|----------|
| 8 | vs Kentucky | L, 77-85 |
| 8 | vs Florida 01/11/25 | L, 63-71 |
| 7 | vs Ole Miss 01/08/25 | L, 66-73 |

LARGEST MARGIN OF DEFEAT IN ROAD GAME:

| | | |
|----|----------------------------|----------|
| 24 | at Tennessee 01/04/25 | L, 52-76 |
| 22 | at Auburn 01/10/26 | L, 73-95 |
| 19 | at South Carolina 03/01/25 | L, 53-72 |
| 18 | at Missouri 01/18/25 | L, 65-83 |

SEC - LARGEST MARGIN OF DEFEAT IN ROAD GM:

| | | |
|----|----------------------------|----------|
| 24 | at Tennessee 01/04/25 | L, 52-76 |
| 19 | at South Carolina 03/01/25 | L, 53-72 |
| 18 | at Missouri 01/18/25 | L, 65-83 |
| 14 | at Georgia | L, 76-90 |

LARGEST MARGIN OF DEFEAT NEUTRAL SITE:

| | | |
|----|----------------------|----------|
| 13 | vs Illinois 11/28/24 | L, 77-90 |
| 9 | vs Houston 12/20/25 | L, 85-94 |
| 9 | vs Duke 11/27/25 | L, 71-80 |
| 5 | vs Baylor 11/09/24 | L, 67-72 |

LARGEST MARGIN OF DEFEAT SEC TOURNEY:

| | | |
|---|----------------------|----------|
| 3 | vs Ole Miss 03/13/25 | L, 80-83 |
|---|----------------------|----------|

LARGEST MARGIN OF DEFEAT NCAA TOURNEY:

| | | |
|---|------------------------|-------------|
| 2 | vs Texas Tech 03/27/25 | L, 85-83 OT |
|---|------------------------|-------------|

MOST FIELD GOALS MADE:

| | | |
|----|---------|----------------------------|
| 43 | (43-73) | vs South Carolina 01/15/26 |
| 40 | (40-72) | vs UMES 11/25/24 |
| 39 | (39-61) | vs Jackson St 11/21/25 |
| 37 | (37-64) | vs Vanderbilt 01/20/26 |
| 37 | (37-73) | vs Southern 11/03/25 |
| 37 | (37-74) | vs NC A&T 12/21/24 |

MOST FIELD GOALS ATTEMPTED:

| | | |
|----|---------|----------------------------|
| 74 | (37-74) | vs NC A&T 12/21/24 |
| 73 | (43-73) | vs South Carolina 01/15/26 |
| 73 | (37-73) | vs Southern 11/03/25 |
| 72 | (29-72) | at Georgia 01/17/26 |
| 72 | (40-72) | vs UMES 11/25/24 |

BEST FIELD GOAL PERCENTAGE:

| | | |
|-------------|--------------|----------------------------|
| 30-49 FGA | -- | |
| 50-59 FGA | .603 (35-58) | vs Oakland 12/30/24 |
| | .600 (33-55) | vs UCA 12/14/24 |
| | .596 (31-52) | vs Pacific 11/18/24 |
| 60-69 FGA | .639 (39-61) | vs Jackson St 11/21/25 |
| | .578 (37-64) | vs Vanderbilt 01/20/26 |
| | .576 (34-60) | vs LSU 01/24/26 |
| | .563 (36-64) | vs Queens 12/16/25 |
| 70 PLUS FGA | .589 (43-73) | vs South Carolina 01/15/26 |
| | .556 (40-72) | vs UMES 11/25/24 |
| | .507 (37-73) | vs Southern 11/03/25 |
| | .500 (37-74) | vs NC A&T 12/21/24 |

FEWEST FIELD GOALS MADE:

| | | |
|----|---------|----------------------------|
| 15 | (15-52) | at South Carolina 03/01/25 |
| 18 | (18-58) | vs Georgia 01/23/25 |
| 18 | (18-60) | vs Florida 01/11/25 |

FEWEST FIELD GOALS ATTEMPTED:

| | | |
|----|---------|----------------------------|
| 48 | (20-48) | at Texas A&M 02/15/25 |
| 50 | (22-50) | at Texas 02/05/25 |
| 52 | (15-52) | at South Carolina 03/01/25 |
| 52 | (31-52) | vs Pacific 11/18/24 |

WORST FIELD GOAL PERCENTAGE:

| | | |
|------|---------|----------------------------|
| .288 | (15-52) | at South Carolina 03/01/25 |
| .300 | (18-60) | vs Florida 01/11/25 |
| .310 | (18-58) | vs Georgia 01/23/25 |
| .370 | (20-54) | vs Oklahoma 01/25/25 |

MOST 3-POINTERS MADE:

| | | |
|----|---------|---------------------------|
| 15 | (15-28) | vs James Madison 12/29/25 |
| 14 | (14-28) | vs Queens 12/16/25 |
| 14 | (14-34) | vs UMES 11/25/24 |
| 13 | (13-34) | vs UCA 11/11/25 |
| 13 | (13-25) | at Kentucky 02/01/25 |

MOST 3-POINTERS ATTEMPTED:

| | | |
|----|---------|----------------------------|
| 34 | (13-34) | vs UCA 11/11/25 |
| 34 | (14-34) | vs UMES 11/25/24 |
| 30 | (10-30) | vs Duke 11/27/25 |
| 28 | (15-28) | vs James Madison 12/29/25 |
| 28 | (14-28) | vs Queens 12/16/25 |
| 28 | (7-28) | at Michigan State 11/08/25 |
| 28 | (10-28) | vs Southern 11/03/25 |

| BEST 3-POINT PERCENTAGE: | | |
|--------------------------|---------------------|----------------------------------|
| 10-19 3PTA | .529 (9-17) | vs Texas 02/26/25 |
| | .526 (10-19) | vs Texas Tech 12/13/25 |
| | .500 (9-18) | vs Jackson St 11/21/25 |
| 20-29 3PTA | .429 (9-21) | vs Pacific 11/18/24 |
| | .536 (15-28) | vs James Madison 12/28/25 |
| | .520 (13-25) | at Kentucky 02/01/25 |
| | .500 (14-28) | vs Queens 12/16/25 |
| 30-PLUS 3PTA | .441 (15-34) | vs UMES 11/25/24 |
| | .382 (13-34) | vs UCA 11/11/25 |
| | .300 (10-30) | vs Duke 11/27/25 |

| FEWEST 3-POINTERS MADE: | | |
|-------------------------|--------|-----------------------------|
| 2 | (2-17) | at Oklahoma 01/27/26 |
| 2 | (2-19) | vs St. John's 03/22/25 |
| 3 | (3-14) | vs Kentucky 01/31/26 |
| 3 | (3-22) | at South Carolina 03/01/25 |
| 3 | (3-19) | at Auburn 02/19/25 |
| 3 | (3-23) | vs Georgia 01/23/25 |
| 3 | (3-16) | vs Florida 01/11/25 |

| FEWEST 3-POINTERS ATTEMPTED: | | |
|------------------------------|--------|-----------------------------|
| 12 | (4-12) | vs LSU 02/12/25 |
| 14 | (3-14) | vs Kentucky 01/31/26 |
| 15 | (5-15) | vs UTSA 12/07/24 |
| 16 | (3-16) | vs Florida 01/11/25 |

| WORST 3-POINT PERCENTAGE: | | |
|---------------------------|---------------|-----------------------------|
| .105 | (2-19) | vs St. John's 03/22/25 |
| .111 | (2-17) | at Oklahoma 01/27/26 |
| .130 | (3-23) | vs Georgia 01/23/25 |
| .136 | (3-22) | at South Carolina 03/01/25 |
| .158 | (3-19) | at Auburn 02/19/25 |

| MOST FREE THROWS MADE: | | |
|------------------------|---------|-------------------------------|
| 29 | (29-33) | vs Tennessee 01/03/26 |
| 29 | (29-34) | vs Georgia 01/23/25 |
| 28 | (28-36) | vs Jackson St 11/21/25 |
| 28 | (28-37) | vs Missouri 02/22/25 |
| 27 | (27-35) | vs Louisville 12/03/25 |
| 27 | (27-35) | at Texas 02/05/25 |
| 25 | (25-28) | vs Southern 11/03/25 |

| MOST FREE THROWS ATTEMPTED: | | |
|-----------------------------|---------|-------------------------------|
| 37 | (28-37) | vs Missouri 02/22/25 |
| 36 | (28-36) | vs Jackson St 11/21/25 |
| 35 | (21-35) | vs Houston 12/20/25 |
| 35 | (27-35) | vs Louisville 12/03/25 |
| 35 | (27-35) | at Texas 02/05/25 |
| 35 | (24-35) | vs Florida 01/11/25 |

| BEST FREE THROW PERCENTAGE: | | |
|-----------------------------|---------------------|-------------------------------|
| 10-19 FTA | .938 (15-16) | vs South Carolina 03/12/25 |
| | .857 (12/14) | vs Oakland 12/30/24 |
| | .846 (11-13) | at LSU 01/15/25 |
| 20-29 FTA | .944 (25-28) | vs Southern 11/03/25 |
| | .909 (20-22) | vs Winthrop 11/18/25 |
| | .864 (19-22) | vs Texas Tech 03/27/25 |
| | .857 (18-21) | vs Alabama 02/08/25 |
| 30-PLUS FTA | .879 (29-33) | vs Tennessee 01/03/26 |
| | .853 (29-34) | vs Georgia 01/23/25 |
| | .778 (28-36) | vs Jackson St 11/21/25 |
| | .771 (27-35) | vs Louisville 12/03/25 |
| | .771 (27-35) | at Texas 02/05/25 |

| FEWEST FREE THROWS MADE: | | |
|--------------------------|--------|-----------------------|
| 4 | (4-8) | at Missouri 01/18/25 |
| 4 | (4-7) | vs Lipscomb 11/06/24 |
| 5 | (5-9) | at Miami 12/03/24 |
| 6 | (6-13) | at Tennessee 01/04/25 |

| FEWEST FREE THROWS ATTEMPTED: | | |
|-------------------------------|-------|----------------------|
| 7 | (4-7) | vs Lipscomb 11/06/24 |
| 8 | (4-8) | at Missouri 01/18/25 |
| 9 | (7-9) | vs UCA 12/14/24 |
| 9 | (5-9) | at Miami 12/03/24 |

| WORST FREE THROW PERCENTAGE: | | |
|------------------------------|---------------|------------------------|
| .389 | (7-18) | vs LSU 01/24/26 |
| .462 | (6-13) | at Tennessee 01/04/25 |
| .500 | (4-8) | at Missouri 01/18/25 |
| .500 | (7-14) | at Auburn 02/19/25 |
| .500 | (7-14) | vs Troy 11/13/24 |

| MOST REBOUNDS: | | |
|----------------|--|-------------------------------|
| 49 | | vs UCA 11/11/25 |
| 49 | | vs UMES 11/25/24 |
| 47 | | vs NC A&T 12/21/24 |
| 46 | | vs Louisville 12/03/25 |
| 45 | | vs Southern 11/03/25 |
| 45 | | vs St. John's 03/22/25 |

| MOST OFFENSIVE REBOUNDS: | | |
|--------------------------|--|-------------------------------|
| 18 | | vs Louisville 12/03/25 |
| 18 | | vs Georgia 01/23/25 |
| 17 | | at LSU 01/15/25 |
| 16 | | at Georgia 01/17/26 |
| 16 | | vs Texas Tech 12/13/25 |
| 16 | | vs St. John's 03/22/25 |

| MOST DEFENSIVE REBOUNDS: | | |
|--------------------------|--|-----------------------------|
| 41 | | vs UCA 11/11/25 |
| 40 | | vs UMES 11/25/24 |
| 33 | | at Texas 02/05/25 |
| 32 | | vs LSU 02/12/25 |
| 31 | | vs Southern 11/03/25 |

| FEWEST REBOUNDS: | | |
|------------------|--|-----------------------------|
| 26 | | vs Kentucky 01/31/26 |
| 28 | | vs LSU 01/24/26 |
| 28 | | at Auburn 01/10/26 |
| 28 | | vs Missouri 02/22/25 |
| 29 | | vs Duke 11/27/25 |
| 29 | | at Auburn 02/19/25 |
| 29 | | vs Oklahoma 01/25/25 |
| 29 | | at Tennessee 01/04/25 |

| FEWEST OFFENSIVE REBOUNDS: | | |
|----------------------------|--|----------------------|
| 3 | | at Texas 02/05/25 |
| 3 | | vs Pacific 11/18/24 |
| 4 | | at Auburn 02/19/25 |
| 4 | | at Kentucky 02/01/25 |

| FEWEST DEFENSIVE REBOUNDS: | | |
|----------------------------|--|-----------------------------------|
| 17 | | vs Kentucky 01/31/26 |
| 19 | | vs Duke 11/27/25 |
| 19 | | vs Alabama 02/08/25 |
| 20 | | vs LSU 01/24/26 |
| 20 | | at Auburn 01/10/26 |
| 20 | | at Michigan State 11/08/25 |
| 20 | | vs Missouri 02/22/25 |
| 20 | | at LSU 01/15/25 |
| 20 | | at Tennessee 01/04/25 |

| MOST ASSISTS: | | |
|---------------|--|-----------------------------------|
| 27 | | vs South Carolina 01/14/26 |
| 26 | | vs Queens 12/16/25 |
| 26 | | vs NC A&T 12/21/24 |
| 25 | | vs Vanderbilt 01/20/26 |

| FEWEST ASSISTS: | | |
|-----------------|--|------------------------------|
| 6 | | vs Georgia 01/23/25 |
| 7 | | vs Tennessee 01/03/26 |
| 8 | | at South Carolina 03/01/25 |

| MOST TURNOVERS: | | |
|-----------------|--|----------------------------|
| 19 | | vs Little Rock 11/22/24 |
| 18 | | at Georgia 01/17/26 |
| 16 | | vs Missouri 02/22/25 |
| 17 | | at Texas A&M 02/15/25 |

| FEWEST TURNOVERS: | | |
|-------------------|--|-----------------------------------|
| 4 | | vs South Carolina 01/14/26 |
| 4 | | vs UMES 11/25/24 |
| 5 | | vs Kentucky 01/31/26 |
| 6 | | vs James Madison 12/29/25 |
| 6 | | vs Jackson St 11/21/25 |
| 6 | | vs Ole Miss 01/08/25 |
| 6 | | vs NC A&T 12/21/24 |

| MOST STEALS: | | |
|--------------|--|-------------------------------|
| 16 | | vs Troy 11/13/24 |
| 15 | | vs Little Rock 11/22/24 |
| 14 | | vs Jackson St 11/21/25 |
| 13 | | vs Queens 12/16/25 |

| FEWEST STEALS: | | |
|----------------|--|-------------------------------|
| 2 | | vs Kentucky 01/31/26 |
| 2 | | vs Mississippi State 03/08/22 |
| 2 | | vs Ole Miss 01/08/25 |
| 3 | | vs Houston 12/20/25 |

| MOST BLOCKED SHOTS: | | |
|---------------------|--|------------------------------|
| 11 | | vs Troy 11/13/24 |
| 10 | | vs Tennessee 01/03/26 |
| 10 | | at Tennessee 01/04/25 |
| 10 | | vs Oakland 12/30/24 |

| FEWEST BLOCKED SHOTS: | | |
|-----------------------|------|----------------------------------|
| 1 | | vs Georgia 01/23/25 |
| 2 | (8x) | LAST at Ole Miss 01/07/26 |

OPPONENT PLAYER GAME HIGHS • CAL ERA:

| | | |
|-----------|----|---|
| POINTS | 39 | Tre Johnson vs Texas 02/26/25 |
| | 35 | Cameron Boozier vs Duke 11/27/25 |
| | 35 | Collin Murray-Boyles at South Carolina 03/01/25 |
| | 30 | Keyshawn Hall at Auburn 01/10/26 |
| | 30 | JT Toppin vs Texas Tech 12/13/25 |
| FG Made | 14 | JT Toppin vs Texas Tech 12/13/25 (14-22) |
| | 14 | Tre Johnson vs Texas 02/26/25 (14-28) |
| | 13 | Cameron Boozier vs Duke 11/27/25 (13-18) |
| | 12 | Collin Murray-Boyles at South Caro 03/01/25 (12-16) |
| FG ATT | 28 | Tre Johnson vs Texas 02/26/25 (14-28) |
| | 28 | Ryan Forrest vs NC A&T 12/21/24 (9-28) |
| | 26 | Darrion Williams vs Texas Tech 03/27/25 (8-26) |
| | 22 | JT Toppin vs Texas Tech 12/13/25 (14-22) |
| | 22 | Tre Johnson at Texas 02/05/25 (6-22) |
| 3PT Made | 8 | Nijel Pack at Oklahoma 01/27/26 (8-15) |
| | 7 | Kareem Rozier vs Winthrop (7-10) |
| | 7 | Tre Johnson vs Texas 02/26/25 (7-11) |
| | 6 | Tomislav Ivisic vs Illinois 11/28/24 (6-9) |
| | 5 | Tyler Nickel vs Vanderbilt 1/20/26 (5-11) |
| | 5 | Chaz Lanier at Tennessee 01/04/25 (5-9) |
| 3PT ATT | 8 | Nijel Pack at Oklahoma 01/27/26 (8-15) |
| | 13 | Mikel Brown Jr. vs Louisville 12/03/25 (3-13) |
| | 13 | Ryan Conwell vs Louisville 12/03/25 (3-13) |
| | 11 | Tyler Nickel vs Vanderbilt 1/20/26 (5-11) |
| | 11 | Christian Anderson vs Texas Tech 12/13/25 (5-11) |
| | 11 | Josh Hubbard vs Mississippi State 03/08/22 (3-11) |
| | 11 | Tre Johnson vs Texas 02/26/25 (7-11) |
| | 11 | Landon Glasper vs NC A&T 12/21/24 (2-11) |
| FT Made | 11 | Collin Murray-Boyles at South Caro 03/01/25 (11-12) |
| | 10 | Tre Johnson at Texas 02/05/25 (10-12) |
| | 10 | Cam Carter at LSU 01/15/25 (10-10) |
| | 9 | Zuby Ejiofor vs St. John's 03/22/25 (9-11) |
| FT ATT | 16 | Michael Jacobs vs Southern 11/03/25 (8-16) |
| | 12 | Collin Murray-Boyles at South Carol 03/01/25 (11-12) |
| | 12 | Tre Johnson at Texas 02/05/25 (10-12) |
| | 11 | Cameron Boozier vs Duke 11/27/25 (7-11) |
| | 11 | Zuby Ejiofor vs St. John's 03/22/25 (9-11) |
| REBOUNDS | 18 | Igor Milicic Jr. at Tennessee 01/04/25 |
| | 14 | Wilson Jacques vs Fresno State 12/06/25 |
| | 13 | Johni Broom at Auburn 02/19/25 |
| | 13 | Arthur Kaluma Tre Johnson at Texas 02/05/25 |
| OFF REB | 8 | Zuby Ejiofor vs St. John's 03/22/25 |
| | 7 | JT Toppin vs Texas Tech 12/13/25 |
| | 6 | Mohamed Wague at Oklahoma 01/27/26 |
| | 6 | Aaron Scott vs St. John's 03/22/25 |
| | 6 | Igor Milicic Jr. at Tennessee 01/04/25 |
| DEF REB | 12 | Igor Milicic Jr. at Tennessee 01/04/25 |
| | 10 | Arthur Kaluma at Texas 02/05/25 |
| | 10 | Daimion Collins at LSU 01/15/25 |
| | 10 | Tomislav Ivisic vs Illinois 11/28/24 |
| ASSISTS | 11 | Christian Anderson vs Texas Tech 12/13/25 |
| | 9 | Jeremy Fears Jr. at Michigan State 11/08/25 |
| | 9 | Wade Taylor IV at Texas A&M 02/15/25 |
| | 9 | Danny Wolf vs Michigan 12/10/24 |
| | 8 | Caleb Foster vs Duke 11/27/25 |
| TURNOVERS | 7 | Lamar Washington vs Pacific 11/18/24 |
| | 7 | Marcus Rigsby Jr. vs Troy 11/13/24 |
| | 6 | Mark Sears vs Alabama 02/08/25 |
| | 6 | Isaiah Lewis vs Little Rock 11/22/24 |
| | 6 | Victor Baldes vs Troy 11/13/24 |
| BLK SHOTS | 7 | Somto Cyril at Georgia 01/17/26 |
| | 4 | Daimion Collins at LSU 01/15/25 |
| | 4 | Mo Njie vs UTSA 12/07/24 |
| | 3 | Corey Chest at LSU 01/15/25 |
| | 3 | Alex Condon vs Florida 01/11/25 |
| | 3 | Tomislav Ivisic vs Illinois 11/28/24 |
| STEALS | 4 | Jeremiah Wilkinson at Georgia 01/17/26 |
| | 4 | Joseph Tugler vs Houston 12/20/25 |
| | 4 | Collin Murray-Boyles at South Carolina 03/01/25 |
| | 4 | Miles Kelly at Auburn 02/19/25 |
| | 4 | Zhuric Phelps at Texas A&M 02/15/25 |
| | 4 | Caleb Grill at Missouri 01/18/25 |

OPPONENT TEAM HIGHS/LOWS • CAL ERA:

MOST POINTS:

| | | |
|----|-------------------------------|----------|
| 95 | at Auburn 01/10/26 | L, 73-95 |
| 94 | vs Houston 12/20/25 | L, 85-94 |
| 92 | vs Mississippi State 03/08/22 | W, 93-92 |
| 90 | at Georgia 01/17/265 | L, 76-90 |
| 90 | vs Illinois 11/28/24 | L, 77-90 |

FEWEST POINTS:

| | | |
|----|------------------|-----------|
| 35 | vs UMES 11/25/24 | W, 109-35 |
| 49 | vs Troy 11/13/24 | W, 65-49 |
| 56 | vs UCA 11/11/25 | W, 93-56 |
| 57 | vs UCA 12/14/24 | W, 82-57 |

MOST FIELD GOALS MADE:

| | | |
|----|---------|------------------------|
| 35 | (35-69) | vs Texas Tech 12/13/25 |
| 34 | (34-60) | at Auburn 01/10/26 |
| 34 | (34-83) | vs Texas Tech 03/27/25 |
| 34 | (34-62) | vs Alabama 02/08/25 |
| 34 | (34-59) | vs Michigan 12/10/24 |

MOST FIELD GOALS ATTEMPTED:

| | | |
|----|---------|-------------------------------|
| 83 | (34-83) | vs Texas Tech 03/27/25 |
| 75 | (21-75) | vs St. John's 03/22/25 |
| 75 | (27-75) | vs NC A&T 12/21/24 |
| 73 | (32-73) | vs Mississippi State 03/08/22 |
| 71 | (30-71) | vs Texas 02/26/25 |

BEST FIELD GOAL PERCENTAGE:

| | | |
|-------------|----------------------|-------------------------------|
| 30-49 FGA | .435 (20-46) | vs Georgia 01/23/25 |
| 50-59 FGA | .576 (34-59) | vs Michigan 12/10/24 |
| | .53.6 (30-56) | vs Kentucky 01/31/26 |
| 60-69 FGA | .567 (34-60) | at Auburn 01/10/26 |
| | .548 (34-62) | vs Alabama 02/08/25 |
| | .507 (35-69) | vs Texas Tech 12/13/25 |
| 70-PLUS FGA | .438 (32-73) | vs Mississippi State 03/08/22 |
| | .423 (30-71) | vs Texas 02/26/25 |

FEWEST FIELD GOALS MADE:

| | | |
|----|---------|---------------------|
| 14 | (14-61) | vs UMES 11/25/24 |
| 18 | (18-54) | vs UCA 12/14/24 |
| 19 | (19-67) | vs UCA 11/11/25 |
| 20 | (20-46) | vs Georgia 01/23/25 |

FEWEST FIELD GOALS ATTEMPTED:

| | | |
|----|---------|----------------------------|
| 46 | (20-46) | vs Georgia 01/23/25 |
| 50 | (23-50) | vs Ole Miss 01/08/25 |
| 51 | (21-51) | vs Oklahoma 01/25/25 |
| 53 | (25-53) | at South Carolina 03/01/25 |

WORST FIELD GOAL PERCENTAGE:

| | | |
|-------------|---------|------------------------|
| .230 | (14-61) | vs UMES 11/25/24 |
| .280 | (21-75) | vs St. John's 03/22/25 |
| .284 | (19-67) | vs UCA 11/11/25 |
| .333 | (18/54) | vs UCA 12/14/24 |
| .344 | (22-64) | vs Jackson St 11/24/25 |
| .344 | (22-64) | at Texas 02/05/25 |

MOST 3-POINTERS MADE:

| | | |
|----|---------|-------------------------------|
| 15 | (15-31) | vs Winthrop 11/18/25 |
| 15 | (15-31) | vs Illinois 11/28/24 |
| 13 | (13-31) | vs Texas Tech 12/13/25 |
| 12 | (12-33) | at Georgia 01/17/26 |
| 12 | (12-32) | vs James Madison 12/29/25 |
| 12 | (12-27) | vs Southern 11/03/25 |
| 12 | (12-35) | vs Pacific 11/18/24 |
| 12 | (12-32) | vs Mississippi State 03/08/25 |
| 12 | (12-36) | vs Missouri 02/22/25 |

MOST 3-POINTERS ATTEMPTED:

| | | |
|----|---------|------------------------|
| 41 | (4-41) | vs UCA 11/11/25 |
| 37 | (8-37) | vs Louisville 12/03/25 |
| 36 | (12-36) | vs Missouri 02/22/25 |
| 35 | (12-35) | vs Pacific 11/18/24 |

BEST 3-POINT PERCENTAGE:

| | | |
|--------------|---------------------|-------------------------------|
| 10-19 3PTA | .471 (8-17) | vs Kansas 03/20/25 |
| | .444 (8-18) | vs Michigan 12/10/24 |
| | .462 (6-13) | vs Kentucky 01/31/26 |
| 20-29 3PTA | .478 (11-23) | at Missouri 01/18/25 |
| | .455 (10-22) | at Auburn 01/10/26 |
| | .444 (12-27) | vs Southern 11/03/25 |
| | .440 (1-25) | vs Houston 12/20/25 |
| 30-PLUS 3PTA | .484 (15-31) | vs Winthrop 11/18/25 |
| | .484 (15-31) | vs Illinois 11/28/24 |
| | .415 (13-31) | vs Texas Tech 12/13/25 |
| | .375 (12-32) | vs James Madison 12/29/25 |
| | .375 (12-32) | vs Mississippi State 03/08/25 |

FEWEST 3-POINTERS MADE:

| | | |
|---|--------|----------------------------|
| 1 | (1-14) | at Michigan State 11/28/25 |
| 2 | (2-22) | vs St. John's 03/22/25 |
| 2 | (2-17) | vs Oakland 12/30/24 |
| 3 | (3-15) | vs LSU 01/24/26 |
| 3 | (3-19) | vs Troy 11/13/24 |
| 4 | (4-26) | vs Fresno State 12/06/25 |
| 4 | (4-41) | vs UCA 11/11/25 |
| 4 | (4-24) | at Auburn 02/19/25 |
| 4 | (4-22) | vs NC A&T 12/21/24 |
| 4 | (4-26) | vs UMES 11/25/24 |

FEWEST 3-POINTERS ATTEMPTED:

| | | |
|----|--------|----------------------------|
| 13 | (6-13) | vs Kentucky 01/31/26 |
| 13 | (5-13) | vs Tennessee 01/03/26 |
| 14 | (1-14) | at Michigan State 11/28/25 |
| 14 | (5-14) | at South Carolina 03/01/25 |
| 14 | (5-14) | vs Georgia 01/23/25 |

WORST 3-POINT PERCENTAGE:

| | | |
|-------------|--------|----------------------------|
| .071 | (1-14) | at Michigan State 11/28/25 |
| .091 | (2-22) | vs St. John's 03/22/25 |
| .098 | (4-41) | vs UCA 11/11/25 |
| .111 | (2-17) | vs Oakland 12/30/24 |
| .154 | (4-26) | vs Fresno State 12/06/25 |
| .154 | (4-26) | vs UMES 11/25/24 |

MOST FREE THROWS MADE:

| | | |
|-----------|---------|------------------------|
| 26 | (26-28) | at LSU 01/15/25 |
| 20 | (20-27) | at Texas 02/05/25 |
| 20 | (20-29) | vs Georgia 01/23/25 |
| 22 | (22-25) | vs LSU 01/24/26 |
| 22 | (22-31) | vs St. John's 03/22/25 |

MOST FREE THROWS ATTEMPTED:

| | | |
|-----------|---------|------------------------|
| 31 | (22-31) | vs St. John's 03/22/25 |
| 30 | (19-30) | vs Kentucky 01/31/26 |
| 29 | (20-29) | vs Georgia 01/23/25 |
| 28 | (26-28) | at LSU 01/15/25 |
| 28 | (18-23) | vs Ole Miss 01/08/25 |

BEST FREE THROW PERCENTAGE:

| | | |
|-------------|---------------------|----------------------------|
| 10-19 FTA | .923 (12-13) | vs Texas 02/26/25 |
| | .923 (12-13) | vs Pacific 11/18/24 |
| | .875 (14-16) | vs Kansas 03/20/25 |
| | .818 (9-11) | vs Texas Tech 03/27/25 |
| 20-29 FTA | .929 (26-28) | at LSU 01/15/25 |
| | .880 (22-25) | vs LSU 01/24/26 |
| | .810 (17-21) | at South Carolina 03/01/25 |
| 30 PLUS FTA | .710 (22-31) | vs St. John's 03/22/25 |
| | .633 (19-30) | vs Kentucky 01/31/26 |

FEWEST FREE THROWS MADE:

| | | |
|---|--------|------------------------|
| 3 | (3-10) | vs Texas Tech 12/13/25 |
| 3 | (3-6) | vs LSU 02/12/25 |
| 3 | (3-8) | vs UMES 11/25/24 |
| 4 | (4-6) | vs Winthrop 11/18/25 |
| 4 | (4-7) | vs Troy 11/13/24 |

FEWEST FREE THROWS ATTEMPTED:

| | | |
|----------|-------|----------------------|
| 5 | (5-5) | vs UTSA 12/07/24 |
| 6 | (4-6) | vs Winthrop 11/18/25 |
| 6 | (3-6) | vs LSU 02/12/25 |
| 7 | (4-7) | vs Troy 11/13/24 |
| 8 | (6-8) | at Miami 12/03/24 |
| 8 | (3-8) | vs UMES 11/25/24 |

WORST FREE THROW PERCENTAGE:

| | | |
|-------------|--------|------------------------|
| .300 | (3-10) | vs Texas Tech 12/13/25 |
| .375 | (3-8) | vs UMES 11/25/24 |
| .500 | (3-6) | vs LSU 02/12/25 |
| .529 | (9-17) | vs NC A&T 12/21/24 |

MOST REBOUNDS:

| | |
|----|------------------------|
| 51 | vs Texas Tech 03/27/25 |
| 51 | vs St. John's 03/22/25 |
| 51 | at Tennessee 01/04/25 |
| 49 | vs Florida 01/11/25 |

MOST OFFENSIVE REBOUNDS:

| | |
|-----------|----------------------------|
| 28 | vs St. John's 03/22/25 |
| 24 | at Tennessee 01/04/25 |
| 22 | vs Texas Tech 03/27/25 |
| 19 | at Michigan State 11/28/25 |

MOST DEFENSIVE REBOUNDS:

| | |
|-----------|----------------------------|
| 33 | vs Florida 01/11/25 |
| 30 | at South Carolina 03/01/25 |
| 30 | vs Ole Miss 01/08/25 |
| 29 | vs Fresno State 12/06/25 |
| 29 | vs Texas Tech 03/27/25 |
| 29 | vs Texas 02/26/25 |
| 29 | at Auburn 02/19/25 |

FEWEST REBOUNDS:

| | |
|-----------|------------------------|
| 22 | vs UCA 12/14/24 |
| 22 | vs UTSA 12/07/24 |
| 27 | vs Vanderbilt 1/20/26 |
| 27 | at Ole Miss 01/07/26 |
| 27 | vs Jackson St 11/21/25 |

FEWEST OFFENSIVE REBOUNDS:

| | |
|---|----------------------------|
| 4 | vs UTSA 12/07/24 |
| 5 | at South Carolina 03/01/25 |
| 5 | vs Lipscomb 11/06/24 |
| 6 | vs Ole Miss 01/08/25 |
| 6 | vs UCA 12/14/24 |
| 6 | vs Illinois 11/28/24 |

FEWEST DEFENSIVE REBOUNDS:

| | |
|-----------|---------------------------|
| 15 | vs Jackson St 11/21/25 |
| 16 | vs UCA 12/14/24 |
| 17 | vs Oakland 12/30/24 |
| 18 | vs Vanderbilt 1/20/26 |
| 18 | vs James Madison 12/25/29 |
| 18 | vs Missouri 02/22/25 |
| 18 | vs UTSA 12/07/24 |

MOST ASSISTS:

| | |
|-----------|------------------------|
| 21 | vs Texas Tech 12/13/25 |
| 20 | at Auburn 01/10/26 |
| 20 | at Missouri 01/18/25 |
| 19 | at Ole Miss 01/07/26 |

FEWEST ASSISTS:

| | |
|---|------------------------|
| 3 | vs UMES 11/25/24 |
| 5 | vs St. John's 03/22/25 |
| 7 | vs Georgia 01/23/25 |
| 7 | vs NC A&T 12/21/24 |
| 7 | vs UTSA 12/07/24 |

MOST TURNOVERS:

| | |
|-----------|-------------------------|
| 24 | vs Troy 11/13/24 |
| 20 | vs Jackson St 11/21/25 |
| 19 | vs UMES 11/25/24 |
| 19 | vs Little Rock 11/22/24 |
| 19 | vs Lipscomb 11/06/24 |

FEWEST TURNOVERS:

| | |
|----------|-------------------------------|
| 2 | vs Mississippi State 03/08/22 |
| 5 | vs Ole Miss 01/08/25 |
| 6 | vs St. John's 03/22/25 |
| 7 | vs Kentucky 01/31/26 |
| 7 | Texas Tech 12/13/25 |

MOST STEALS:

| | |
|-----------|-----------------------|
| 12 | at Georgia 01/17/26 |
| 12 | vs Ole Miss 03/13/25 |
| 11 | at Auburn 01/10/26 |
| 11 | vs Tennessee 01/03/26 |
| 11 | at Texas A&M 02/15/25 |

FEWEST STEALS:

| | |
|----------|----------------------------|
| 2 | vs Kentucky 01/31/26 |
| 2 | vs Louisville 12/03/25 |
| 2 | vs Jackson St 11/21/25 |
| 2 | at Kentucky 02/01/25 |
| 3 | vs South Carolina 01/14/26 |
| 3 | at Miami 12/03/24 |

MOST BLOCKED SHOTS:

| | |
|-----------|----------------------|
| 11 | at Georgia 01/17/26 |
| 11 | at LSU 01/15/25 |
| 7 | vs Florida 01/11/25 |
| 6 | vs Kentucky 01/31/26 |
| 5 | vs Troy 11/13/24 |

FEWEST BLOCKED SHOTS:

| | |
|----------------|-------------------------|
| 0 | vs LSU 01/24/26 |
| 0 | vs Samford 11/14/25 |
| 0 | at Missouri 01/18/25 |
| 0 | vs Pacific 11/18/24 |
| 1 (12x) | LAST vs Queens 12/16/25 |

1 MELEEK THOMAS

6-5, 185, G, Fr. || Pittsburgh, Pa. || Overtime Elite (Ga.) - City Reapers

@ThomasMeleek

@leek

Major: Communications ... Born August 8, 2006, in Pittsburgh, Pa. ... Son of Iesha Thomas and Shawndale Jones

Has six brothers (Jayden, Raymond, Shawndale, Amaury, Eddie, Alphonzo) and two sisters (Jordin and Aniyah) ... Brother Shawndale Jones played basketball at NJIT.

» Participated in 2025 Chris Paul and Jason Tatum High School and College Elite Camps

A five-star that ranked as high as #7 by Rivals and #11 by ESPN and was rated the #2 shooting guard on the nation by five rankings ... 2025 McDonald's All-American ... 2025 Jordan Brand Classic ... 2025 Iverson Classic ... 2025 Jersey Mike's Naismith Trophy Boys High School All-America (HM) ... #8 on the USA TODAY High School Sports basketball rankings: Top 15 players in the 2025 class ... Named to the 2024-25 Jersey Mike's Naismith Trophy Boys High School Player of the Year Top Watch List (1 of 50) ... 2023-24 MaxPreps honorable mention All-America and second team Junior All-America.

2025-26 HIGHLIGHTS:

- **SOUTHERN:** Had one of the best debuts by a Razorback in program history ... Scored 21 points, led the team with three steals, tied for the team lead with **seven assists** and grabbed six rebounds ... **His 21 points rank as the third-best scoring output by a rookie Hog in a debut** (behind Patrick Beverley's 29 and Darius Acuff's 22) ... **Became the first Hog to post at least 18 points, six assists and three steals in a Razorback debut regardless of year classification** (HogStats).
- **at MICHIGAN STATE:** Tied for the team lead with 16 points, adding six rebounds, tying got second-best on the team.
- **UCA:** Led the team with six assists, adding 17 points and six rebounds
- **SAMFORD:** Led the team with eight rebounds, adding 17 points and four assists
- **WINTHROP:** Led the team with a then season-high 26 points but it was two defensive plays down the stretch that won the game ... First, down one, Thomas got a steal with 15 seconds left and threw the ball to Nick Pringle, who scored the game-winner with 11.9 seconds left ... On the ensuing possession, guarded Winthrop's top scorer and forced a tough shot that went long as the clock expired to seal the win.
- **vs DUKE:** "Only" scored 13 points on 5-of-15 shooting, but had a steal and layup to close the first half as part of a 7-0 run ... In the second half, hit a 3-pointer to give the Hogs a 48-47 lead, followed by a steal and a layup ... Also hit a 3-pointer to give Arkansas it's largest lead with 10 minutes left (60-53).
- **LOUISVILLE:** Scored 17 points, making season-high 8-of-9 at the line, with five rebounds.
- **vs FRESNO ST:** Tied his career high with three steals.
- **QUEENS:** Had a six assists, adding four rebounds and two steals
- **JAMES MADISON:** Led the team with a **season-high 28 points** while making a **season-high six 3-pointers** ... During a 19-2 run in the first half, Thomas scored 14 with three 3-pointers and finished with 18 first-half points ... Was +35 in 26:56 played.
- **TENNESSEE:** According to Coach Cal, kept Arkansas in the game in the first half with 12 points (5-of-7 FG • 2-of-2 3PT) ... Finished with 18 points **while tying a career-high with three steals** ... Was a team-best +21 in the 11-point win, playing 30:26.
- **at AUBURN:** Scored 17 points (3-of-6 3PT) with a team-best and SEC-season-best four assists ... Added two steals ... Scored 12 of his 17 in the second half (4-5 FG • 2-2 3PT) with three of his four assists.
- **SOUTH CAROLINA:** **Had one of the best shooting performances in program history** ... Only missed one shot in leading the Hogs with 21 points (8-of-9 FG • 5-of-5 3PT) ... **Added a career-high four steals.**
- **VANDERBILT:** Got his first start in SEC play and responded with 13 points (3-of-5 3PT) with five rebounds and five assists ... **His last 3-pointer (with 1:37 left) went viral as he turned to the crowd and celebrated while the ball was still halfway to the goal.**
- **LSU:** Scored 14 points with three assists ... Was 3-of-4 FG with three assists in the first half ... Was 3-of-5 FG in the second ... Got a key offensive rebound and putback with 2:17 left to put the Hogs up four (81-77).
- **at Oklahoma:** Scored 16 points - **14 in the second half** - with four rebounds ... In the second half, was 6-of-9 from the field ... Sealed the win by getting a defensive rebound, getting fouled and making two free throws with 11 seconds left to put the Hogs up four.



THOMAS' PERSONAL BESTS

| | |
|-------------------------|-------------------------------|
| POINTS | |
| Career: 28 | vs James Madison (12/29/25) |
| SEC: 21 | vs South Carolina (01/14/26) |
| FG MADE | |
| Career: 10 | vs Winthrop (11/14/25) |
| SEC: 8 | vs South Carolina (01/14/26) |
| FG ATTEMPTED | |
| Career: 20 | vs Winthrop (11/14/25) |
| SEC: 17 | at Georgia (01/17/26) |
| 3-POINT FG MADE | |
| Career: 6 | vs James Madison (12/29/25) |
| SEC: 5 | vs South Carolina (01/14/26) |
| 3-PT FG ATTEMPTS | |
| Career: 13 | vs UCA (11/11/25) |
| SEC: 8 | at Ole Miss (01/07/26) |
| FT MADE | |
| Career: 8 | vs Louisville (12/03/25) |
| SEC: 3 | vs Tennessee (01/03/26) |
| FT ATTEMPTED | |
| Career: 9 | vs Louisville (12/03/25) |
| SEC: 3 (2x) | LAST at Auburn (01/10/26) |
| REBOUNDS | |
| Career: 8 | vs Samford (11/14/25) |
| SEC: 6 | at Georgia (01/17/26) |
| ASSISTS | |
| Career: 7 | vs Southern (11/03/25) |
| SEC: 5 | vs Vanderbilt (01/20/26) |
| STEALS | |
| Career: 4 | vs South Carolina (01/14/26) |
| SEC: 4 | vs South Carolina (01/14/26) |
| BLOCKED SHOTS | |
| Career: 1 (2x) | LAST vs South Caro (01/14/26) |
| SEC: 1 | vs South Carolina (01/14/26) |
| MINUTES | |
| Career: 35:37 | vs Samford (11/14/25) |
| SEC: 32:29 | at Oklahoma (01/27/26) |

MELEEK THOMAS CAREER STATISTICS

| Year | GP | GS | Min | Avg | FG | FGA | Pct | 3FG | 3FGA | Pct | FT | FTA | Pct | Off | Def | Tot | Avg | PF | FO | Ast | TO | Blk | Stl | Pts | Avg |
|---------|----|----|-----|------|-----|-----|------|-----|------|------|----|-----|------|-----|-----|-----|-----|----|----|-----|----|-----|-----|-----|------|
| 2025-26 | 22 | 6 | 598 | 27.2 | 115 | 272 | .423 | 51 | 130 | .392 | 48 | 57 | .842 | 20 | 55 | 75 | 3.4 | 44 | 0 | 60 | 21 | 2 | 31 | 329 | 15.0 |



5 DARIUS ACUFF JR.

6-3, 190, G, Fr. // Detroit, Mich. // IMG Academy (Fla.)

@DariusAcuff

@dariusacuff5

Major: Communications ... Born 11/22/06, in Detroit ... Son of Darius Acuff Sr. and Dureese Owens ... Father played basketball at Eastern Kentucky ... Sister, Daona Todd

Ranked as high as #5 by 247Sports and #7 by ESPN and the #1 point guard in the nation by both ... **2025 Allen Iverson National Player of the Year** ... **2025 EYBL Scholastic Player of the Year** ... Finalist for the Naismith Trophy and MaxPreps HS Player of the Year ... **2025 McDonald's All-American** ... **2025 Jordan Brand Classic** ... **2025 Iverson Classic All-American Game (MVP)** ... **2025 USA Nike Hoop Summit team.**

• **MIDSEASON WATCH LISTS:** **USBWA Oscar Robertson Trophy** || **John R. Wooden Award** || **USBWA Wayman Tisdale Trophy** || **Bob Cousy Award**

• **According to Rashad Phillips**, since the turnover stat has been tracked, **there's only been 4 individual games in NCAA history in which a freshman posted at least 18 points, 10 assists and zero turnovers. Acuff has it three times in an 11-game span** (23-10-0 vs Queens, 18-13-0 vs USC and 21-10-0 at Oklahoma), **joining Duke's RJ Barrett (23-10-0 vs NC State on 2/16/19).**

2025-26 HIGHLIGHTS:

• **SOUTHERN:** Had one of the best debuts by a Razorback in program history ... Scored 22 points which **rank as the second-best scoring output by a rookie Hog in a debut** (behind Patrick Beverley's 29) ... **Scored 20 first-half points, which is a record by a Razorback rookie in a debut** (HogStats) including nine straight for the Hogs to close the first half.

• **at Michigan State:** Tied for the team lead with 16 points while leading the team in assists.

• **UCA:** Led the team with 21 points ... Spurred the second-half blow out by scoring 17 points in the period, making a 3-pointer in 3-straight trips ... Added six rebounds.

• **SAMFORD:** Led the team with 20 points and five assists.

• **vs DUKE:** Led the team with 21 points, making 4-of-8 from deep, and five assists.

• **SEC FRESHMAN OF THE WEEK (12/8):** Averaged 17.5 points, nine assists and five rebounds in wins over #6 Louisville and Fresno State ... **vs #6 LOUISVILLE:** Recorded his **first career double-double with 17 points** and a then career-high 10 assists while adding five rebounds ... Scored 11 of his 17 points in the second half ... Specifically, Acuff finished the game scoring 9 of the Hogs' final 15 points (3-5 FG, 3-3 FT) with an assist and a rebound ... Overall, he was just the third Razorback, regardless of class, to have 10 assists versus an AP top 25 ... **vs FRESNO STATE:** Had a game-high 18 points and eight assists with just one turnover and five rebounds ... Spurred a second-half surge as he scored 11 second-half points (4-of-6 FG • 3-of-5 3PT) with five assists ... During a 22-6 run to start the second half, Acuff scored 8 of his 11 second-half points (3-3 FG • 2-2 3PT) with an assist and a steal.

• **SEC FRESHMAN OF THE WEEK (12/15) vs TEXAS TECH:** Repeated as SEC FOW and tabbed **Dick Vitale's Diaper Dandy of the Week** ... Scored 20 points with eight assists (vs 2 turnovers) ... Was +17 in the seven-point win ... Had a personal seven-point scoring run for the Hogs in both the first and second half.

• **SEC FRESHMAN OF THE WEEK (12/22):** Tripled up on SEC FOW ... Averaged 25 points, 8.5 assists, 4.0 rebounds and 2.0 steals ... **vs QUEENS:** Became the first Razorback (on record) to have **20-plus points and 10-plus assists in a game with ZERO turnovers** ... Finished with a then career-high 23 points and tied a then career-high with 10 assists, adding a then career-best three steals ... **vs HOUSTON:** Scored a then career-high 27 points to go with seven assists and five rebounds.

• **SEC FRESHMAN OF THE WEEK (01/05):** Also tabbed **Naismith National Player of the Week** and **NCAA March Madness National Freshman of the Week** and **Dick Vitale's Diaper Dandy of the Week** ... Averaged 23.0 points and 5.0 assists ... **JAMES MADISON:** Scored a quite 17 points, making 3-of-6 from deep, with six assists ... **TENNESSEE:** Had a then career-high 29 points (9-of-16 FG) and made two "dagger" 3-pointers in the second half ... Scored 19 second-half points ... Down two (53-51 with 12 to play), scored 16 of the Hogs' final 35 points, including a 3-pointer with 3:49 left as the shot clock was running out and a 3-pointer with 2:09 left to put the Hogs up 11.

• **SEC FRESHMAN OF THE WEEK (01/12):** Selected **SEC Freshman of the Week for a record fifth consecutive week** ... Averaged 22.5 points and 5.0 assists while leading the Hogs in scoring in his first two SEC road games ... **at Ole Miss:** Led the team with 26 points, scoring 20 in the second half ... Added 9 assists (six in the second half) ... Through scoring and assists, accounted for 49 of the Hogs 94 points ... Was a career-best 11-of-12 at the FT line ... **at Auburn:** Led Arkansas with 19 points.

• **SOUTH CAROLINA:** Recorded his **third double-double with 18 points and a career-high 13 assists** ... **Had zero turnovers** - the most assists by a Razorback without a turnover ... The 13 assists ties for 6th-most by a Razorback in a game overall, is 2nd-most by a Hog in an SEC game and 2nd-most by a Razorback frosh.

• **at Georgia:** Led the hogs with 20 points and six assists ... Added a **career-high four steals and career-high tying six rebounds**.

• **SEC FRESHMAN OF THE WEEK (01/26):** Tied the **SEC record with his sixth SEC Freshman of the Week honor** as he averaged 24 points and 5.5 assists in leading Arkansas to wins over #15 Vanderbilt and LSU • **VANDERBILT:** Led the team with 17 points (3-of-7 3PT) and tied for the team lead with five assists ... • **LSU:** A **career-high 31 points** (13-of-19 FG • 4-of-7 3PT) with six assists and a **career-high two blocked shots** ... Dominated the second half by scoring 24 points (10-of-11 FG • 3-3 3PT) with five of his six assists ... Made his final 10 shot attempts ... With Arkansas down 59-56 with 9:45 left in the game, Acuff took over ... Scored 12 of the Razorbacks' next 15 points (assisted on the other 3) to give the Hogs a 71-67 lead, a lead Arkansas would not relinquish ... Started the run with a 3-pointer to tie the game at 59 ... After an LSU basket, Acuff assisted on a Karter Knox 3-pointer to put the Hogs up 61-61 ... Blocked two shots, both on the same LSU possession ... First block went out of bounds and on the second one, got the rebound and went coast-to-coast for a layup and a 64-61 lead ... Scored the Razorbacks' next nine points for the 71-67 lead ... Also had two key assists inside the final five minutes, including Trevon Brazile's "dagger 3" with 50 seconds left.

• **at Oklahoma:** **Posted his fourth career double-double** by leading the Hogs with 21 points and 10 assists with zero turnovers ... Down one inside the final minute, made an old-fashioned 3-point play to put the Hogs up 2.

• **KENTUCKY:** Led the team with 22 points, including 17 in the second half ... In fact, scored 13 in a 22-11 run to start the second half to turn a 7-point halftime deficit into a 4-point Razorback lead.

DARIUS ACUFF JR. 2025-26 GAME STATS

| Opponent | Date | GS | Min | FG | FGA | Pct | 3FG | 3A | Pct | FT | FTA | Pct | O | D | Tot | Avg | PF | FO | A | TO | Blk | Stl | Pts | Avg | |
|------------------|----------|----|-----|-----|-----|------|------|----|------|------|-----|-------|------|----|-----|-----|-----|----|----|-----|-----|-----|-----|------|------|
| SOUTHERN | 11/03/25 | * | 29 | 8 | 13 | .615 | 3 | 5 | .600 | 3 | 3 | 1.000 | 1 | 1 | 2 | 2.0 | 1 | 0 | 4 | 2 | 1 | 1 | 22 | 22.0 | |
| at Michigan St. | 11/08/25 | * | 33 | 5 | 16 | .313 | 2 | 8 | .250 | 4 | 7 | .571 | 1 | 1 | 2 | 2.0 | 2 | 0 | 6 | 1 | 0 | 2 | 16 | 19.0 | |
| CENTRAL ARKANSAS | 11/11/25 | * | 34 | 9 | 16 | .563 | 3 | 8 | .375 | 0 | 0 | .000 | 0 | 6 | 6 | 3.3 | 2 | 0 | 4 | 2 | 1 | 0 | 21 | 19.7 | |
| SAMFORD | 11/14/25 | * | 31 | 7 | 13 | .538 | 2 | 3 | .667 | 4 | 5 | .800 | 2 | 1 | 3 | 3.3 | 3 | 0 | 5 | 2 | 0 | 0 | 20 | 19.8 | |
| WINTHROP | 11/18/25 | * | 33 | 3 | 10 | .300 | 2 | 4 | .500 | 4 | 4 | 1.000 | 0 | 2 | 2 | 3.0 | 2 | 0 | 5 | 3 | 0 | 0 | 12 | 18.2 | |
| JACKSON ST. | 11/21/25 | * | 22 | 4 | 9 | .444 | 2 | 4 | .500 | 0 | 0 | .000 | 0 | 0 | 0 | 2.5 | 2 | 0 | 2 | 2 | 1 | 2 | 10 | 16.8 | |
| vs Duke | 11/27/25 | * | 37 | 8 | 17 | .471 | 4 | 8 | .500 | 1 | 2 | .500 | 0 | 2 | 2 | 2.4 | 1 | 0 | 5 | 1 | 0 | 1 | 21 | 17.4 | |
| LOUISVILLE | 12/03/25 | * | 36 | 6 | 18 | .333 | 0 | 4 | .000 | 5 | 7 | .714 | 1 | 4 | 5 | 2.8 | 2 | 0 | 10 | 4 | 0 | 0 | 17 | 17.4 | |
| vs Fresno St. | 12/06/25 | * | 34 | 7 | 12 | .583 | 3 | 6 | .500 | 1 | 2 | .500 | 0 | 5 | 5 | 3.0 | 1 | 0 | 8 | 1 | 0 | 1 | 18 | 17.4 | |
| vs Texas Tech | 12/13/25 | * | 34 | 7 | 14 | .500 | 2 | 5 | .400 | 4 | 6 | .667 | 1 | 3 | 4 | 3.1 | 0 | 0 | 8 | 2 | 1 | 0 | 20 | 17.7 | |
| QUEENS (NC) | 12/16/25 | * | 31 | 8 | 13 | .615 | 4 | 6 | .667 | 3 | 4 | .750 | 0 | 3 | 3 | 3.1 | 1 | 0 | 10 | 0 | 0 | 3 | 23 | 18.2 | |
| vs Houston | 12/20/25 | * | 39 | 9 | 15 | .600 | 1 | 3 | .333 | 8 | 11 | .727 | 1 | 4 | 5 | 3.3 | 3 | 0 | 7 | 4 | 1 | 1 | 27 | 18.9 | |
| JAMES MADISON | 12/29/25 | * | 29 | 7 | 12 | .583 | 3 | 6 | .500 | 0 | 0 | .000 | 0 | 1 | 1 | 3.1 | 2 | 0 | 6 | 1 | 0 | 0 | 17 | 18.8 | |
| TENNESSEE | 01/03/26 | * | 36 | 9 | 16 | .563 | 3 | 7 | .429 | 8 | 9 | .889 | 0 | 3 | 3 | 3.1 | 0 | 0 | 4 | 4 | 1 | 1 | 29 | 19.5 | |
| at Ole Miss | 01/07/26 | * | 33 | 7 | 18 | .389 | 1 | 4 | .250 | 11 | 12 | .917 | 0 | 0 | 0 | 2.9 | 2 | 0 | 9 | 3 | 1 | 2 | 26 | 19.9 | |
| at Auburn | 01/10/26 | * | 35 | 7 | 16 | .438 | 2 | 6 | .333 | 3 | 3 | 1.000 | 0 | 1 | 1 | 2.8 | 2 | 0 | 1 | 3 | 0 | 0 | 19 | 19.9 | |
| SOUTH CAROLINA | 01/14/26 | * | 31 | 7 | 13 | .538 | 1 | 4 | .250 | 3 | 3 | 1.000 | 1 | 3 | 4 | 2.8 | 2 | 0 | 13 | 0 | 1 | 0 | 18 | 19.8 | |
| at Georgia | 01/17/26 | * | 39 | 7 | 16 | .438 | 2 | 7 | .286 | 4 | 4 | 1.000 | 1 | 5 | 6 | 3.0 | 4 | 0 | 6 | 4 | 0 | 4 | 20 | 19.8 | |
| VANDERBILT | 01/20/26 | * | 34 | 7 | 14 | .500 | 3 | 7 | .429 | 0 | 0 | .000 | 0 | 2 | 2 | 2.9 | 0 | 0 | 5 | 2 | 0 | 0 | 17 | 19.6 | |
| LSU | 01/24/26 | * | 35 | 13 | 19 | .684 | 4 | 7 | .571 | 1 | 4 | .250 | 0 | 2 | 2 | 2.9 | 1 | 0 | 6 | 2 | 2 | 0 | 31 | 20.2 | |
| at Oklahoma | 01/27/26 | * | 36 | 7 | 16 | .438 | 1 | 4 | .250 | 6 | 7 | .857 | 0 | 3 | 3 | 2.9 | 0 | 0 | 10 | 0 | 0 | 0 | 21 | 20.2 | |
| KENTUCKY | 01/31/26 | * | 39 | 8 | 20 | .400 | 1 | 4 | .250 | 5 | 8 | .625 | 1 | 1 | 2 | 2.9 | 3 | 0 | 3 | 2 | 0 | 0 | 22 | 20.3 | |
| Totals | | | 22 | 740 | 160 | 326 | .491 | 49 | 120 | .408 | 78 | 101 | .772 | 10 | 53 | 63 | 2.9 | 36 | 0 | 137 | 45 | 10 | 18 | 447 | 20.3 |

DARIUS ACUFF JR. CAREER STATISTICS

| Year | GP | GS | Min | Avg | FG | FGA | Pct | 3FG | 3FGA | Pct | FT | FTA | Pct | Off | Def | Tot | Avg | PF | FO | Ass | TO | Blk | Stl | Pts | Avg |
|---------|----|----|-----|------|-----|-----|------|-----|------|------|----|-----|------|-----|-----|-----|-----|----|----|-----|----|-----|-----|-----|------|
| 2025-26 | 22 | 22 | 740 | 33.6 | 160 | 326 | .491 | 49 | 120 | .408 | 78 | 101 | .772 | 10 | 53 | 63 | 2.9 | 36 | 0 | 137 | 45 | 10 | 18 | 447 | 20.3 |



MIDSEASON WATCH LISTS



MIDSEASON ALL-AMERICAN

College Hoops Today (3rd Team)
The Sporting News (3rd Team)

WEEKLY NATIONAL HONORS

- Dick Vitale's Diaper Dandy of the Week (12/5)
- Naismith National Player of the Week (1/5)
- NCAA March Madness National Freshman of the Week (1/5)
- Dick Vitale's Diaper Dandy of the Week (1/5)

ESPN's Myron Medcalf on Acuff:
*"Athlete with outside shot to win
(National) Player of the Year"*

ACUFF'S PERSONAL BESTS

| | |
|-------------------------|------------------------------|
| POINTS | |
| Career: 31 | vs LSU (01/24/26) |
| SEC: 31 | vs LSU (01/24/26) |
| FG MADE | |
| Career: 13 | vs LSU (01/24/26) |
| SEC: 13 | vs LSU (01/24/26) |
| FG ATTEMPTED | |
| Career: 19 | vs LSU (01/24/26) |
| SEC: 19 | vs LSU (01/24/26) |
| 3-POINT FG MADE | |
| Career: 4 (3x) | LAST vs LSU (01/24/26) |
| SEC: 4 | vs LSU (01/24/26) |
| 3-PT FG ATTEMPTS | |
| Career: 9 | vs Duke (11/27/25) |
| SEC: 7 (3x) | LAST vs LSU (01/24/26) |
| FT MADE | |
| Career: 11 | at Ole Miss (01/07/26) |
| SEC: 11 | at Ole Miss (01/07/26) |
| FT ATTEMPTED | |
| Career: 12 | at Ole Miss (01/07/26) |
| SEC: 12 | at Ole Miss (01/07/26) |
| REBOUNDS | |
| Career: 6 (2x) | at Georgia (01/17/26) |
| SEC: 6 | at Georgia (01/17/26) |
| ASSISTS | |
| Career: 13 | vs South Carolina (01/14/26) |
| SEC: 13 | vs South Carolina (01/14/26) |
| STEALS | |
| Career: 4 | at Georgia (01/17/26) |
| SEC: 4 | at Georgia (01/17/26) |
| BLOCKED SHOTS | |
| Career: 2 | vs LSU (01/24/26) |
| SEC: 2 | vs LSU (01/24/26) |
| MINUTES | |
| Career: 39:12 | vs Houston (12/20/25) |
| SEC: 35:54 | at Oklahoma (01/27/26) |

"Trevon's block out of nowhere (vs Louisville). That, and again, you could say there's a skill there. No, it isn't. It's a will to win. He just went up and said, 'This kid ain't making this basket.'" - John Calipari on Trevon Brazile's blocked shot versus Louisville with 7:31 remaining

SEC SEC Player of the Week (12/15)

7 TREVON BRAZILE

6-10, 230, F, Sr. // Springfield, Mo. // Kickapoo HS // Missouri

@thetrevonbrazile

Pronounced: Trev-In Brazil ... **Major:** Communications ... **Born on** Jan. 7, 2003, in Springfield, Mo. ... **The son of** Phillip Brazile and Melissa Baldwin
Siblings: Phillip Brazile II, Brittany Brazile, Reece Winn, Tamia Brazile, Mariah Fuller, Prince Fuller.

• Played his freshman season at Missouri before transferring to Arkansas ... Wore #2 for his first two years at Arkansas and #4 as a junior in 2024-25 ... Granted a medical redshirt for the 2022-23 season ... **Participated in the 2024 NBA Draft Combine**
• Became the 17th player in program history to reach 500+ points, 275+ rebounds and 75+ blocks as a Razorback ... Among those 17, he has the fewest career games played (66) and started (33).

2025-26 HIGHLIGHTS:

- **SOUTHERN:** Recorded his 11th career double-double with a then career-high 25 points and getting 11 rebounds ... Was a **career-best 8-of-10 at the free throw line**
- **WINTHROP:** Scored 14 points, making 5-of-6 FG and 4-of-4 FT while adding a team-best eight rebounds ... **Blocked a season-high four shots ... all in the final 11 minutes - two were 3-point attempts** and one was a jumper at the free throw line ... The last one came with 42 seconds left and led to a Darius Acuff layup to cut the Hogs' deficit to one (83-82) ... Had an assist with 1:13 left to start Arkansas's final 5-0 run.
- **vs DUKE:** Recorded his **second double-double of the season and 12th for his career** with 11 points and 11 rebounds ... Made 2 3-pointers and a highlight-reel offensive rebound/dunk.
- **LOUISVILLE:** Led the team with 21 points (8-of-11 FG - 3-of-4 3PT) ... Had a blocked shot with 7:31 left that **COACH CALIPARI SAID "WON THE GAME"** ... Also, with 2:27 left and Arkansas clinging to a five-point lead, threw down an alley-opp dunk from Darius Acuff that set the stage for the win.
- **vs FRESNO ST:** **Tied his career high with four steals** and added six rebounds.
- **SEC PLAYER OF THE WEEK (12/15) vs TEXAS TECH:** Recorded a **double-double with 24 points and 10 rebounds** ... The 24 points were one shy of a career high and his **8 FG made (8-of-13) and 4 3-pointers made (4-of-5) tied career highs** ... Had a **blocked with Arkansas leading by six with 45 seconds left to help seal the win** ... Scored 18 points with eight rebounds in the second half to spur the come-from-behind win ... Was 6-of-9 from the field in the 2nd half, including 2-of-2 from 3PT, and was 4-of-4 at the line with eight of his 10 rebounds ... Specifically, with Arkansas down 5 (68-63 with 9:58 left), Brazile hit a 3-pointer with 9:11 left to cut the deficit to two, then with 8:21 left, drilled another 3-pointer to get the Hogs to within one ... Later, he made a jumper in the lane with 5:20 left to put Arkansas up one 78-77, a lead the Hogs would not relinquish and capped a 6-0 run with a highlight reel dunk ... Overall, Brazile's two 3-pointers started a 26-15 Razorback run to turn a five-point deficit into a six-point lead with 58 seconds left ... **Brazile scored 14 of the Hogs' 26 points in the run** ... After making two free throws to put Arkansas up six and, on the TTU ensuing possession, Brazile had his aforementioned blocked shot to seal the win.
- **QUEENS:** Scored a **career-high 26 points, making a career-high 9 FG (9-of-11) and a career-high 5 3PT (5-of-7)** ... Added **three assists, tying a career high**, and three steals ... Made his first 7 shots overall, including 5 3-pointers, and scored 18 first-half points.
- **JAMES MADISON:** Stuffed the stat sheet with seven rebounds, three assists, three blocked shots and two steals while being +27 in 26:43 played.
- **TENNESSEE:** Played one of his best all-around defensive games and tied for the team lead with seven rebounds ... Added seven points, two steals and a blocked shot.
- **at Ole Miss:** Scored an **SEC career-best 18 points** (4-of-6 3PT) ... Hit 2 key 3's inside the final minute of the first half and two 3's late in the second half ... Tied for the team lead with six rebounds.
- **VANDERBILT:** Was praised by Coach Calipari for playing his best overall game ... Recorded his **fourth double-double with 10 points and 14 rebounds** ... The 14 tied his SEC career (also had 14 at Vandy last year) ... Had a **career-high five assists** and **tied his career-high with four steals** ... Added two blocked shots.
- **LSU:** Had seven points, a team-best seven rebounds and a team-best three steals ... Hit a "dagger 3" with 50 seconds left that essentially secured the win.
- **at Oklahoma:** Had another solid stat line and, **for the third time this season, blocked a shot that essentially won the game** ... Finished with seven points, seven rebounds, four assists and two blocked shots ... **With Arkansas up two, blocked at shot with 12 seconds left that helped secure the win.**
- **KENTUCKY:** Just missed a double-double with 16 points and a team-high eight rebounds while adding three blocked shots.

TREVON BRAZILE 2025-26 GAME STATS

| Opponent | Date | GS | Min | FG | FGA | Pct | 3FG | 3A | Pct | FT | FTA | Pct | O | D | Tot | Avg | PF | FO | A | TO | Blk | Stl | Pts | Avg | |
|------------------|----------|---------|-----|-----|-----|------|------|----|------|------|-----|-------|------|----|-----|------|-----|----|---|----|-----|-----|-----|------|------|
| SOUTHERN | 11/03/25 | * | 28 | 8 | 14 | .571 | 1 | 3 | .333 | 8 | 10 | .800 | 2 | 9 | 11 | 11.0 | 0 | 0 | 1 | 1 | 1 | 1 | 25 | 25.0 | |
| at Michigan St. | 11/08/25 | * | 15 | 1 | 5 | .200 | 0 | 2 | .000 | 1 | 2 | .500 | 0 | 2 | 2 | 6.5 | 4 | 0 | 0 | 2 | 1 | 1 | 3 | 14.0 | |
| CENTRAL ARKANSAS | 11/11/25 | DNP-Inj | | | | | | | | | | | | | | | | | | | | | | | |
| SAMFORD | 11/14/25 | | 23 | 6 | 14 | .429 | 1 | 5 | .200 | 2 | 3 | .667 | 1 | 6 | 7 | 6.7 | 2 | 0 | 0 | 1 | 1 | 0 | 15 | 14.3 | |
| WINTHROP | 11/18/25 | * | 35 | 5 | 6 | .833 | 0 | 0 | .000 | 4 | 4 | 1.000 | 1 | 7 | 8 | 7.0 | 1 | 0 | 2 | 1 | 4 | 1 | 14 | 14.3 | |
| JACKSON ST. | 11/21/25 | * | 20 | 2 | 4 | .500 | 0 | 1 | .000 | 4 | 4 | 1.000 | 1 | 6 | 7 | 7.0 | 0 | 0 | 1 | 0 | 2 | 1 | 8 | 13.0 | |
| vs Duke | 11/27/25 | * | 35 | 3 | 7 | .429 | 2 | 5 | .400 | 3 | 4 | .750 | 3 | 8 | 11 | 7.7 | 2 | 0 | 2 | 2 | 1 | 2 | 11 | 12.7 | |
| LOUISVILLE | 12/03/25 | * | 31 | 8 | 11 | .727 | 3 | 4 | .750 | 2 | 3 | .667 | 1 | 4 | 5 | 7.3 | 1 | 0 | 0 | 1 | 1 | 2 | 21 | 13.9 | |
| vs Fresno St. | 12/06/25 | * | 29 | 1 | 7 | .143 | 0 | 2 | .000 | 2 | 3 | .667 | 1 | 5 | 6 | 7.1 | 1 | 0 | 1 | 0 | 1 | 4 | 4 | 12.6 | |
| vs Texas Tech | 12/13/25 | * | 32 | 8 | 13 | .615 | 4 | 5 | .800 | 4 | 4 | 1.000 | 3 | 7 | 10 | 7.4 | 3 | 0 | 0 | 2 | 2 | 0 | 24 | 13.9 | |
| QUEENS (NC) | 12/16/25 | * | 25 | 9 | 11 | .818 | 5 | 7 | .714 | 3 | 4 | .750 | 1 | 3 | 4 | 7.1 | 2 | 0 | 3 | 3 | 0 | 3 | 26 | 15.1 | |
| vs Houston | 12/20/25 | * | 22 | 1 | 3 | .333 | 0 | 1 | .000 | 3 | 4 | .750 | 2 | 4 | 6 | 7.0 | 2 | 0 | 0 | 1 | 1 | 0 | 5 | 14.2 | |
| JAMES MADISON | 12/29/25 | * | 27 | 3 | 6 | .500 | 0 | 2 | .000 | 2 | 2 | 1.000 | 1 | 6 | 7 | 7.0 | 2 | 0 | 3 | 1 | 3 | 2 | 8 | 13.7 | |
| TENNESSEE | 01/03/26 | * | 38 | 3 | 10 | .300 | 0 | 5 | .000 | 1 | 2 | .500 | 2 | 5 | 7 | 7.0 | 1 | 0 | 0 | 2 | 1 | 2 | 7 | 13.2 | |
| at Ole Miss | 01/07/26 | * | 31 | 5 | 6 | .833 | 4 | 5 | .800 | 4 | 7 | .571 | 1 | 5 | 6 | 6.9 | 3 | 0 | 1 | 0 | 0 | 1 | 18 | 13.5 | |
| at Auburn | 01/10/26 | * | 27 | 5 | 9 | .556 | 1 | 3 | .333 | 1 | 1 | 1.000 | 2 | 3 | 5 | 6.8 | 2 | 0 | 1 | 1 | 0 | 1 | 12 | 13.4 | |
| SOUTH CAROLINA | 01/14/26 | * | 32 | 5 | 8 | .625 | 1 | 3 | .333 | 2 | 3 | .667 | 1 | 4 | 5 | 6.7 | 0 | 0 | 2 | 0 | 0 | 2 | 13 | 13.4 | |
| at Georgia | 01/17/26 | * | 25 | 4 | 7 | .571 | 0 | 1 | .000 | 0 | 2 | .000 | 0 | 2 | 2 | 6.4 | 0 | 0 | 0 | 1 | 1 | 2 | 8 | 13.1 | |
| VANDERBILT | 01/20/26 | * | 32 | 4 | 7 | .571 | 0 | 1 | .000 | 2 | 2 | 1.000 | 1 | 13 | 14 | 6.8 | 2 | 0 | 5 | 2 | 2 | 4 | 10 | 12.9 | |
| LSU | 01/24/26 | * | 28 | 3 | 6 | .500 | 1 | 2 | .500 | 0 | 1 | .000 | 1 | 6 | 7 | 6.8 | 3 | 0 | 1 | 2 | 0 | 3 | 7 | 12.6 | |
| at Oklahoma | 01/27/26 | * | 34 | 3 | 6 | .500 | 0 | 1 | .000 | 0 | 0 | .000 | 0 | 7 | 7 | 6.9 | 1 | 0 | 4 | 2 | 2 | 0 | 6 | 12.3 | |
| KENTUCKY | 01/31/26 | * | 38 | 5 | 10 | .500 | 2 | 6 | .333 | 4 | 6 | .667 | 2 | 6 | 8 | 6.9 | 5 | 1 | 2 | 0 | 3 | 0 | 16 | 12.4 | |
| Totals | | | 20 | 607 | 92 | 170 | .541 | 25 | 64 | .391 | 52 | 71 | .732 | 27 | 118 | 145 | 6.9 | 37 | 1 | 29 | 25 | 27 | 32 | 261 | 12.4 |

CAREER DOUBLE-DOUBLES (14)

| SOPHOMORE (at ARK) | (2) |
|------------------------------|-----------------|
| 11/07/22 NORTH DAKOTA STATE | 21 pts 12 reb |
| 11/16/22 SOUTH DAKOTA STATE | 13 pts 10 reb |
| R-SOPHOMORE (at ARK) | (4) |
| 11/22/23 vs Stanford | # 14 pts 17 reb |
| 11/23/23 vs Memphis | # 13 pts 10 reb |
| 11/29/23 DUKE | 19 pts 11 reb |
| 03/13/24 vs Vanderbilt (SEC) | 13 pts 12 reb |
| JUNIOR (at ARK) | (4) |
| 03/04/25 at Vanderbilt | # 16 pts 14 reb |
| 03/08/25 MISSISSIPPI STATE | # 11 pts 11 reb |
| 03/13/25 vs Ole Miss | # 15 pts 11 reb |
| 03/20/25 vs Kansas | # 11 pts 12 reb |
| SENIOR (at ARK) | (4) |
| 11/03/25 SOUTHERN | 25 pts 11 reb |
| 11/27/25 vs Duke | 11 pts 11 reb |
| 12/13/25 vs Texas Tech | 24 pts 10 reb |
| 01/20/26 VANDERBILT | 10 pts 14 reb |
| # - back-to-back games | |



BRAZILE'S PERSONAL BESTS

| POINTS | |
|------------------|-------------------------------|
| Season: 26 | vs Queens (12/16/25) |
| Career: 26 | vs Queens (12/16/25) |
| SEC: 18 | at Ole Miss (01/07/26) |
| FG MADE | |
| Season: 9 | vs Queens (12/16/25) |
| Career: 9 | vs Queens (12/16/25) |
| SEC: 6 (2x) | LAST at Vanderbilt (03/04/25) |
| FG ATTEMPTED | |
| Season: 14 (2x) | LAST vs Samford (11/14/25) |
| Career: 14 (4x) | LAST vs Samford (11/14/25) |
| SEC: 12 | at Alabama (01/09/24) |
| 3-POINT FG MADE | |
| Season: 5 | vs Queens (12/16/25) |
| Career: 5 | vs Queens (12/16/25) |
| SEC: 4 | at Ole Miss (01/07/26) |
| 3-PT FG ATTEMPTS | |
| Season: 7 | vs Queens (12/16/25) |
| Career: 8 | vs San Diego State (11/23/22) |
| SEC: 5 (4x) | LAST at Ole Miss (01/07/26) |
| FT MADE | |
| Season: 8 | vs Southern (11/03/25) |
| Career: 8 | vs Southern (11/03/25) |
| SEC: 6 | vs Texas A&M (01/16/24) |
| FT ATTEMPTED | |
| Season: 10 | vs Southern (11/03/25) |
| Career: 10 | vs Southern (11/03/25) |
| SEC: 8 | vs Texas A&M (01/16/24) |
| REBOUNDS | |
| Season: 14 | vs Vanderbilt (01/20/26) |
| Career: 17 | vs Stanford (11/22/23) |
| SEC: 14 (2x) | LAST vs Vanderbilt (01/20/26) |
| ASSISTS | |
| Season: 5 | vs Vanderbilt (01/20/26) |
| Career: 5 | vs Vanderbilt (01/20/26) |
| SEC: 5 | vs Vanderbilt (01/20/26) |
| STEALS | |
| Season: 4 (2x) | LAST vs Vanderbilt (01/20/26) |
| Career: 4 (3x) | LAST vs Vanderbilt (01/20/26) |
| SEC: 4 | vs Vanderbilt (01/20/26) |
| BLOCKED SHOTS | |
| Season: 4 | vs Winthrop (11/18/25) |
| Career: 6 | vs Illinois (12/22/21) |
| SEC: 4 (2x) | LAST vs Georgia (03/05/22) |
| MINUTES | |
| Season: 37:35 | vs Kentucky (01/31/26) |
| Career: 45:52 | vs Stanford (11/22/23) |
| SEC: 39:44 | vs Texas (02/26/25) |

TREVON BRAZILE CAREER STATISTICS

| Year | GP | GS | Min | Avg | FG | FGA | Pct | 3FG | 3FGA | Pct | FT | FTA | Pct | Off | Def | Tot | Avg | PF | FO | Ast | TO | Blk | Stl | Pts | Avg |
|------------------|-----|----|------|------|-----|-----|------|-----|------|------|-----|-----|------|-----|-----|-----|-----|-----|----|-----|-----|-----|-----|-----|------|
| 2021-22 (MIZZOU) | 24 | 22 | 507 | 21.1 | 57 | 105 | .543 | 10 | 31 | .323 | 27 | 46 | .587 | 28 | 92 | 120 | 5.0 | 30 | 0 | 18 | 27 | 46 | 10 | 151 | 6.3 |
| 2022-23 (ARK) * | 9 | 0 | 243 | 27.0 | 37 | 77 | .481 | 11 | 29 | .379 | 21 | 31 | .677 | 9 | 45 | 54 | 6.0 | 23 | 1 | 9 | 20 | 11 | 9 | 106 | 11.8 |
| 2023-24 (ARK) | 26 | 23 | 665 | 25.6 | 79 | 162 | .488 | 24 | 68 | .353 | 41 | 59 | .695 | 44 | 109 | 153 | 5.9 | 61 | 3 | 12 | 39 | 32 | 17 | 223 | 8.6 |
| 2024-25 (ARK) | 34 | 13 | 708 | 20.8 | 90 | 150 | .600 | 24 | 66 | .364 | 27 | 51 | .529 | 51 | 133 | 184 | 5.4 | 75 | 1 | 24 | 35 | 38 | 26 | 231 | 6.8 |
| 2025-26 (ARK) | 21 | 20 | 607 | 28.9 | 92 | 170 | .541 | 25 | 64 | .391 | 52 | 71 | .732 | 27 | 118 | 145 | 6.9 | 37 | 1 | 29 | 25 | 27 | 32 | 261 | 12.4 |
| TOTAL | 114 | 78 | 2730 | 23.9 | 355 | 664 | .535 | 94 | 258 | .364 | 168 | 258 | .651 | 159 | 497 | 656 | 5.8 | 226 | 6 | 92 | 146 | 154 | 85 | 972 | 8.5 |

* - Received a medical redshirt

11 KARTER KNOX

6-6, 220, W, So. // Tampa, Fla. // Overtime Elite - RWE



Major: Communications ... Born May 16, 2005 in Tampa ... Son of Kevin and Michelle Knox ... Siblings are Kevin, Kobe and Ashley ... His father played WR at Florida State and the Arizona Cardinals ... Oldest brother, Kevin II, was the ninth pick of the 2018 draft and played for Calipari at Kentucky where he was the 2018 SEC Freshman of the Year ... Older brother, Kobe, played basketball at South Florida and now plays at South Carolina ... Younger sister, Ashley, plays basketball.

» Participated in 2025 NBA Draft Combine

» Participated in 2025 Chris Paul and Jayson Tatum High School and College Elite Camps

» Voted 2025-26 Preseason All-SEC by the league's media

• The 9th player in program history to reach 300+ points, 100+ rebounds, 30+ assists, 20+ steals and 10+ blocks as a freshman (HogStats).

• Named preseason All-SEC third team by the league's media AND coaches

2025-26 HIGHLIGHTS:

- **UCA:** Record his **first career double-double with 19 points and a career-high 10 rebounds** ... Was 4-of-6 from deep, tying a career-high for makes ... Made his first four 3-pointers and was 5-of-5 at the line.
- **JSU:** Record his **second career double-double with 17 points and a 10 rebounds** to tie his career high ... Had 8 and 7 in the first half ... Was 2-of-3 from 3-point and 6-of-7 at the line while adding two steals.
- **vs FRESNO ST:** Scored 11 points - 9 in the second half ... with three assists ... During the 22-6 run to start the second half, Knox drained three 3-pointers and dished out two assists.
- **vs TEXAS TECH:** Had a breakthrough game, scoring 20 points - one shy of his career high - by going 8-of-11 from the field (3-of-4 3PT) ... Added six rebounds and two steals.
- **TENNESSEE:** Tied for the team lead with seven rebounds ... Added 11 points ... Had nine of his points and six of his rebounds in the second half ... Had a key 3-pointer with 3:00 left as the shot clock was expiring.
- **at Ole Miss:** Tied for the team lead with six rebounds, all coming in the second half.
- **SOUTH CAROLINA:** Faced off against his brother Kobe for the first time ... In limited minutes due to injury suffered at Auburn, was 4-of-9 from the field with four rebounds and a blocked shots (tying his season high and SEC career high) in 17:18.
- **at Georgia:** One of the few games in his career that Knox had at least five rebounds in a Razorback loss ... Finished with seven boards and eight points.
- **VANDERBILT:** Scored 16 points, one shy of his SEC career best, on 6-of-9 shooting.
- **at Oklahoma:** Had a quiet 11 points, going 4-of-4 from 3-point range (1-of-4 from 3PT).

CAREER DOUBLE-DOUBLES (2)

| SOPH | | | (1) |
|----------|------------------|--------|--------|
| 11/11/25 | CENTRAL ARKANSAS | 19 pts | 10 reb |
| 11.21.25 | JACKSON STATE | 17 pts | 10 reb |



KNOX'S PERSONAL BESTS

POINTS

Season: 20 vs Texas Tech (12/13/25)

Career: 21 vs UMES (11/25/24)

SEC: 17 at Texas A&M (02/15/25)

FG MADE

Season: 8 vs Texas Tech (12/13/25)

Career: 9 vs UMES (11/25/24)

SEC: 7 at Texas A&M (02/15/25)

FG ATTEMPTED

Season: 11 vs Texas Tech (12/13/25)

Career: 14 vs UMES (11/25/24)

SEC: 9 (2x) LAST vs Vanderbilt (01/20/26)

3-POINT FG MADE

Season: 4 vs UCA (11/11/25)

Career: 4 (2x) LAST vs UCA (11/11/25)

SEC: 3 at Texas A&M (02/15/25)

3-PT FG ATTEMPTS

Season: 6 vs UCA (11/11/25)

Career: 8 vs UMES (11/25/24)

SEC: 5 (3x) LAST vs Vanderbilt (01/20/26)

FT MADE

Season: 5 (2x) LAST vs Jackson St (11/21/25)

Career: 11 vs Georgia (01/22/25)

SEC: 11 vs Georgia (01/22/25)

FT ATTEMPTED

Season: 7 vs Jackson St (11/21/25)

Career: 13 vs Georgia (01/22/25)

SEC: 13 vs Georgia (01/22/25)

REBOUNDS

Season: 10 (2x) LAST vs Jackson St (11/21/25)

Career: 10 (2x) LAST vs Jackson St (11/21/25)

SEC: 8 vs LSU (02/12/25)

ASSISTS

Season: 4 at Michigan State (11/08/25)

Career: 5 at South Carolina (03/01/25)

SEC: 5 at South Carolina (03/01/25)

STEALS

Season: 2 (2x) LAST vs Texas Tech (12/13/25)

Career: 2 (5x) LAST vs Texas Tech (12/13/25)

SEC: 2 (3x) LAST at Auburn (02/19/25)

BLOCKED SHOTS

Season: 2 (2x) LAST vs South Carolina (01/14/26)

Career: 4 vs St. John's (03/22/25)

SEC: 2 (2x) LAST vs South Caro (01/14/26)

MINUTES

Season: 35:00 vs Texas Tech (12/13/25)

Career: 36:13 vs Missouri (02/22/25)

SEC: 36:13 vs Missouri (02/22/25)

KARTER KNOX 2025-26 GAME STATS

| Opponent | Date | GS | Min | FG | FGA | Pct | 3FG | 3A | Pct | FT | FTA | Pct | O | D | Tot | Avg | PF | FO | A | TO | Blk | Stl | Pts | Avg | |
|------------------|----------|---------|-----|-----|-----|------|------|----|------|------|-----|-------|------|----|-----|-----|-----|----|---|----|-----|-----|-----|-----|-----|
| SOUTHERN | | DNP-Inj | | | | | | | | | | | | | | | | | | | | | | | |
| at Michigan St. | 11/08/25 | | 19 | 0 | 1 | .000 | 0 | 1 | .000 | 0 | 0 | .000 | 0 | 4 | 4 | 4.0 | 2 | 0 | 4 | 4 | 0 | 1 | 0 | 0.0 | |
| CENTRAL ARKANSAS | 11/11/25 | * | 24 | 5 | 8 | .625 | 4 | 6 | .667 | 5 | 5 | 1.000 | 3 | 7 | 10 | 7.0 | 4 | 0 | 1 | 2 | 1 | 1 | 19 | 9.5 | |
| SAMFORD | 11/14/25 | * | 28 | 2 | 5 | .400 | 0 | 1 | .000 | 0 | 0 | .000 | 1 | 5 | 6 | 6.7 | 1 | 0 | 2 | 2 | 0 | 0 | 4 | 7.7 | |
| WINTHROP | 11/18/25 | * | 24 | 3 | 7 | .429 | 1 | 2 | .500 | 2 | 2 | 1.000 | 1 | 2 | 3 | 5.8 | 2 | 0 | 1 | 2 | 0 | 1 | 9 | 8.0 | |
| JACKSON ST. | 11/21/25 | * | 18 | 5 | 10 | .500 | 2 | 3 | .667 | 5 | 7 | .714 | 1 | 9 | 10 | 6.6 | 2 | 0 | 1 | 1 | 0 | 2 | 17 | 9.8 | |
| vs Duke | 11/27/25 | * | 23 | 1 | 4 | .250 | 0 | 2 | .000 | 0 | 0 | .000 | 1 | 1 | 2 | 5.8 | 3 | 0 | 0 | 1 | 0 | 1 | 2 | 8.5 | |
| LOUISVILLE | 12/03/25 | * | 21 | 2 | 9 | .222 | 1 | 2 | .500 | 0 | 0 | .000 | 2 | 3 | 5 | 5.7 | 2 | 0 | 0 | 0 | 1 | 1 | 5 | 8.0 | |
| vs Fresno St. | 12/06/25 | * | 24 | 4 | 9 | .444 | 3 | 5 | .600 | 0 | 0 | .000 | 1 | 3 | 4 | 5.5 | 2 | 0 | 3 | 2 | 1 | 1 | 11 | 8.4 | |
| vs Texas Tech | 12/13/25 | * | 35 | 8 | 11 | .727 | 3 | 4 | .750 | 1 | 3 | .333 | 2 | 4 | 6 | 5.6 | 2 | 0 | 1 | 0 | 2 | 2 | 20 | 9.7 | |
| QUEENS (NC) | 12/16/25 | * | 23 | 3 | 5 | .600 | 1 | 3 | .333 | 4 | 4 | 1.000 | 1 | 4 | 5 | 5.5 | 2 | 0 | 3 | 1 | 1 | 1 | 11 | 9.8 | |
| vs Houston | 12/20/25 | * | 28 | 1 | 6 | .167 | 1 | 5 | .200 | 0 | 0 | .000 | 0 | 2 | 2 | 5.2 | 2 | 0 | 1 | 1 | 0 | 0 | 3 | 9.2 | |
| JAMES MADISON | 12/29/25 | * | 18 | 3 | 7 | .429 | 1 | 2 | .500 | 0 | 0 | .000 | 1 | 3 | 4 | 5.1 | 1 | 0 | 1 | 0 | 0 | 0 | 7 | 9.0 | |
| TENNESSEE | 01/03/26 | * | 27 | 3 | 8 | .375 | 1 | 5 | .200 | 4 | 5 | .800 | 4 | 3 | 7 | 5.2 | 2 | 0 | 0 | 0 | 1 | 1 | 11 | 9.2 | |
| at Ole Miss | 01/07/26 | * | 30 | 4 | 8 | .500 | 2 | 5 | .400 | 0 | 0 | .000 | 2 | 4 | 6 | 5.3 | 3 | 0 | 2 | 2 | 1 | 1 | 10 | 9.2 | |
| at Auburn | 01/10/26 | * | 7 | 0 | 1 | .000 | 0 | 0 | .000 | 0 | 0 | .000 | 0 | 1 | 1 | 5.0 | 0 | 0 | 0 | 0 | 0 | 0 | 0 | 8.6 | |
| SOUTH CAROLINA | 01/14/26 | | 17 | 4 | 9 | .444 | 0 | 3 | .000 | 0 | 1 | .000 | 0 | 4 | 4 | 4.9 | 2 | 0 | 0 | 0 | 2 | 1 | 8 | 8.6 | |
| at Georgia | 01/17/26 | * | 20 | 3 | 6 | .500 | 2 | 4 | .500 | 0 | 0 | .000 | 2 | 5 | 7 | 5.1 | 3 | 0 | 0 | 2 | 1 | 0 | 8 | 8.5 | |
| VANDERBILT | 01/20/26 | * | 29 | 6 | 9 | .667 | 2 | 5 | .400 | 2 | 2 | 1.000 | 1 | 3 | 4 | 5.0 | 1 | 0 | 2 | 0 | 0 | 0 | 16 | 8.9 | |
| LSU | 01/24/26 | * | 24 | 2 | 5 | .400 | 1 | 4 | .250 | 0 | 2 | .000 | 4 | 1 | 5 | 5.0 | 3 | 0 | 2 | 1 | 0 | 0 | 5 | 8.7 | |
| at Oklahoma | 01/27/26 | * | 25 | 5 | 8 | .625 | 1 | 4 | .250 | 0 | 0 | .000 | 1 | 1 | 2 | 4.9 | 2 | 0 | 0 | 0 | 1 | 1 | 11 | 8.9 | |
| KENTUCKY | 01/31/26 | * | 15 | 0 | 1 | .000 | 0 | 1 | .000 | 0 | 0 | .000 | 0 | 1 | 1 | 4.7 | 2 | 0 | 0 | 0 | 0 | 0 | 0 | 8.4 | |
| Totals | | | 18 | 479 | 64 | .137 | .467 | 26 | .67 | .388 | 23 | .31 | .742 | 28 | 70 | 98 | 4.7 | 43 | 0 | 24 | 22 | 12 | 15 | 177 | 8.4 |

KARTER KNOX CAREER STATISTICS

| Year | GP | GS | Min | Avg | FG | FGA | Pct | 3FG | 3FGA | Pct | FT | FTA | Pct | Off | Def | Tot | Avg | PF | FO | Ast | TO | Blk | Stl | Pts | Avg |
|---------|----|----|------|------|-----|-----|------|-----|------|------|----|-----|------|-----|-----|-----|-----|-----|----|-----|----|-----|-----|-----|-----|
| 2024-25 | 36 | 24 | 861 | 23.9 | 96 | 208 | .462 | 35 | 100 | .350 | 73 | 91 | .802 | 24 | 95 | 119 | 3.3 | 68 | 0 | 37 | 41 | 17 | 21 | 300 | 8.3 |
| 2025-26 | 21 | 18 | 479 | 22.8 | 64 | 137 | .467 | 26 | 67 | .388 | 23 | 31 | .742 | 28 | 70 | 98 | 4.7 | 43 | 0 | 24 | 22 | 12 | 15 | 177 | 8.4 |
| TOTAL | 57 | 42 | 1340 | 23.5 | 160 | 345 | .464 | 61 | 167 | .365 | 96 | 122 | .787 | 52 | 165 | 217 | 3.8 | 111 | 0 | 61 | 63 | 29 | 36 | 477 | 8.4 |

12 MALIQUE EWIN

6-10, 240, Sr., F || Lawrenceville, Ga. || Berkmar HS || Florida State

@MaliqueEwin

@officialmaliquee

Pronounced: You-In ... **Major:** Sociology ... **Born** May 13, 2003, in Fort Lauderdale, Fla. ... **Son of** Natasha Lewis and Denver Flex Ewin ... **Is the third youngest of eight siblings** - two sisters (Brittney and Breanna Lewis) and four brothers (Matthew Lewis, Denver Ewin, Tracy Lewis and Jahari Johnson) ... **Earned an Associates of Arts Degree in General Studies from South Plains Community College in May 2024.**

• Played at Florida State last season (2024-25), played one season at South Plains (Texas) CC (2023-24), and played one season at Ole Miss (2022-23).

• **LAST YEAR at FSU:** Led the ACC and ranked 17th nationally by shooting 59.6% from the field and led the Seminoles by averaging 7.6 rebounds ... Ranked third in the ACC (45th nationally) in offensive rebounding (3.07) ... Ranked second on the team by averaging 14.2 points ... Scored in double figures 23 times, including a streak of 17 straight ... Led his team in rebounding 17 times.

• **Made his first 15 free throw attempts of the season, had a streak of 10 straight and 11 straight**

2025-26 HIGHLIGHTS:

• **JSU:** Scored a **season-high 21 points** - his fifth career 20-point game - with three assists and two steals ... Scored 17 in the second half ... **Made his first career 3-pointer** (on just his second career attempt from deep) ... Was 8-of-9 from the field - with five dunks - and 4-of-4 from the line.

• **LOUISVILLE:** Had an impressive game in the win over Louisville, scoring 12 points and grabbing nine rebounds ... Was 3-of-4 from the field and 6-of-8 at the line ... Pulled down seven offensive rebounds, his 3rd-best effort on the offensive end for his career ... Inside the last three minutes (with Arkansas up 6), Ewin had two offensive rebounds and was 4-of-6 of the line.

• **vs TEXAS TECH:** Turned in a solid game with nine points (4-of-5 FG) with six rebounds ... Kept Arkansas in the game in the first half, scoring seven points (3-of-3 FG) with five rebounds, an assist and a blocked shot.

• **vs HOUSTON:** Scored 20 points on 5-of-9 shooting from the field ... Drew 11 fouls and **tied his career high by making 10 FT and set a career-high by attempting 17** ... Led the team with nine rebounds and added two blocked shots.

• **JAMES MADISON:** Led the team with **nine rebounds, marking the third-straight game with nine boards** ... Added 11 points, two blocked shots and **tied his career-high with three steals.**

• **TENNESSEE:** Was 8-of-8 at the line, scoring 12 points for the game ... Added six boards and had a **season-high four blocked shots** ... Had 10 of his 12 points, 5 of his 6 rebounds and all four blocked shots in the second half.

• **at Ole Miss:** Only played 15:09 with five points and two rebounds but was a team-best +21.

• **at Auburn:** Record his **first double-double as a Razorback** with 13 points and a **season-high 12 rebounds** ... Improved to 2-of-2 from 3-point range making his only attempt ... Once again led the team in plus/minus at -3 in the 22-point loss.

• **SOUTH CAROLINA:** Scored an SEC-high 18 points in 14:37 played, going 8-of-10 from the field and 2-of-2 at the line.

• **at Georgia:** Scored 12 points, going 4-of-4 at the line, with seven rebounds.

• **VANDERBILT:** Scored an efficient 16 points thanks to four dunks (5-of-6 FG and 6-of-8 FT)

• **at Oklahoma:** Was perfect in scoring 12 points, going 5-of-5 from the field and 2-of-2 at the line.

CAREER DOUBLE-DOUBLES (10)

| JUNIOR (at FSU) | (9) |
|--------------------------|---------------|
| 12/02/24 at LSU | 17 pts 17 reb |
| 12/17/24 WINTHROP | 21 pts 15 reb |
| 01/08/25 at Miami (Fla.) | 20 pts 10 reb |
| 01/11/25 at Clemson | 15 pts 10 reb |
| 01/15/25 PITTSBURGH | 18 pts 13 reb |
| 01/18/25 GEORGIA TECH | 17 pts 11 reb |
| 01/22/25 at Cal | 16 pts 10 reb |
| 02/04/25 NOTRE DAME | 18 pts 10 reb |
| 02/12/25 at Wake Forest | 14 pts 12 reb |

| SENIOR (at ARK) | (1) |
|--------------------|---------------|
| 01/10/26 at Auburn | 13 pts 12 reb |

^ - consecutive games

- back-to-back games



EWIN'S PERSONAL BESTS

POINTS

| | |
|------------|------------------------------|
| Season: 21 | vs Jackson State (11/21/25) |
| Career: 26 | vs SMU (03/08/25) |
| SEC: 18 | vs South Carolina (01/14/26) |

FG MADE

| | |
|----------------|------------------------------------|
| Season: 8 (2x) | LAST: vs South Carolina (01/14/26) |
| Career: 11 | at NC State (01/27/24) |
| SEC: 8 | vs South Carolina (01/14/26) |

FG ATTEMPTED

| | |
|------------|------------------------------|
| Season: 10 | vs South Carolina (01/14/26) |
| Career: 15 | at Cal (01/22/25) |
| SEC: 10 | vs South Carolina (01/14/26) |

3-POINT FG MADE

| | |
|----------------|---------------------------|
| Season: 1 (2x) | LAST at Auburn (01/10/26) |
| Career: 1 (2x) | LAST at Auburn (01/10/26) |
| SEC: 1 | at Auburn (01/10/26) |

3-PT FG ATTEMPTS

| | |
|----------------|---------------------------|
| Season: 1 (2x) | LAST at Auburn (01/10/26) |
| Career: 1 (3x) | LAST at Auburn (01/10/26) |
| SEC: 1 | at Auburn (01/10/26) |

FT MADE

| | |
|-----------------|----------------------------|
| Season: 10 | LAST vs Houston (12/20/25) |
| Career: 10 (2x) | LAST vs Houston (12/20/25) |
| SEC: 8 | vs Tennessee (01/03/26) |

FT ATTEMPTED

| | |
|-------------|-------------------------------|
| Season: 17 | vs Houston (12/20/25) |
| Career: 17 | vs Houston (12/20/25) |
| SEC: 8 (2x) | LAST vs Vanderbilt (01/20/26) |

REBOUNDS

| | |
|------------|----------------------|
| Season: 17 | at Auburn (01/10/26) |
| Career: 17 | at LSU (12/03/24) |
| SEC: 12 | at Auburn (01/10/26) |

ASSISTS

| | |
|----------------|-----------------------------------|
| Season: 3 | vs Jackson State (11/21/25) |
| Career: 4 (2x) | LAST vs Georgia Tech (01/18/25) |
| SEC: 1 (2x) | LAST vs South Carolina (01/14/26) |

STEALS

| | |
|----------------|-----------------------------|
| Season: 3 | vs James Madison (12/29/25) |
| Career: 3 (4x) | LAST: vs JMU (12/29/25) |
| SEC: 1 (2x) | LAST vs LSU (01/24/26) |

BLOCKED SHOTS

| | |
|-----------|-------------------------|
| Season: 4 | vs Tennessee (01/03/26) |
| Career: 5 | vs UCF (12/14/22) |
| SEC: 4 | vs Tennessee (01/03/26) |

MINUTES

| | |
|---------------|---------------------------|
| Season: 27:57 | vs Houston (12/20/25) |
| Career: 36:34 | at Wake Forest (02/12/25) |
| SEC: 27:05 | vs Tennessee (01/03/26) |

MALIQUE EWIN 2025-26 GAME STATS

| Opponent | Date | GS | Min | FG | FGA | Pct | 3FG | 3A | Pct | FT | FTA | Pct | O | D | Tot | Avg | PF | FO | A | TO | Blk | Stl | Pts | Avg |
|------------------|----------|----|-----|----|-----|-------|-----|----|-------|----|-----|-------|----|----|-----|-----|----|----|----|----|-----|-----|-----|-----|
| SOUTHERN | 11/03/25 | | 17 | 2 | 3 | .667 | 0 | 0 | .000 | 2 | 2 | 1.000 | 3 | 1 | 4 | 4.0 | 2 | 0 | 0 | 0 | 1 | 6 | 6.0 | |
| at Michigan St. | 11/08/25 | | 16 | 2 | 3 | .667 | 0 | 0 | .000 | 0 | 0 | .000 | 2 | 0 | 2 | 3.0 | 2 | 0 | 0 | 1 | 1 | 1 | 4 | 5.0 |
| CENTRAL ARKANSAS | 11/11/25 | | 23 | 4 | 5 | .800 | 0 | 0 | .000 | 2 | 2 | 1.000 | 0 | 5 | 5 | 3.7 | 3 | 0 | 0 | 1 | 0 | 1 | 10 | 6.7 |
| SAMFORD | 11/14/25 | | 7 | 1 | 3 | .333 | 0 | 0 | .000 | 0 | 0 | .000 | 0 | 0 | 0 | 2.8 | 2 | 0 | 0 | 1 | 1 | 0 | 2 | 5.5 |
| WINTHROP | 11/18/25 | * | 7 | 1 | 2 | .500 | 0 | 0 | .000 | 0 | 0 | .000 | 2 | 1 | 3 | 2.8 | 1 | 0 | 0 | 1 | 1 | 0 | 2 | 4.8 |
| JACKSON ST. | 11/21/25 | | 14 | 8 | 9 | .889 | 1 | 1 | 1.000 | 4 | 4 | 1.000 | 1 | 2 | 3 | 2.8 | 2 | 0 | 3 | 1 | 1 | 2 | 21 | 7.5 |
| vs Duke | 11/27/25 | | 20 | 3 | 7 | .429 | 0 | 0 | .000 | 1 | 1 | 1.000 | 2 | 1 | 3 | 2.9 | 3 | 0 | 1 | 1 | 0 | 0 | 7 | 7.4 |
| LOUISVILLE | 12/03/25 | | 17 | 3 | 4 | .750 | 0 | 0 | .000 | 6 | 8 | .750 | 7 | 2 | 9 | 3.6 | 1 | 0 | 1 | 0 | 0 | 1 | 12 | 8.0 |
| vs Fresno St. | 12/06/25 | | 17 | 4 | 6 | .667 | 0 | 0 | .000 | 1 | 2 | .500 | 3 | 2 | 5 | 3.8 | 3 | 0 | 0 | 0 | 2 | 0 | 9 | 8.1 |
| vs Texas Tech | 12/13/25 | | 18 | 4 | 5 | .800 | 0 | 0 | .000 | 1 | 2 | .500 | 4 | 2 | 6 | 4.0 | 2 | 0 | 1 | 1 | 1 | 0 | 9 | 8.2 |
| QUEENS (NC) | 12/16/25 | | 9 | 0 | 1 | .000 | 0 | 0 | .000 | 0 | 0 | .000 | 1 | 1 | 2 | 3.8 | 0 | 0 | 1 | 2 | 0 | 0 | 0 | 7.5 |
| vs Houston | 12/20/25 | | 28 | 5 | 9 | .556 | 0 | 0 | .000 | 10 | 17 | .588 | 3 | 6 | 9 | 4.3 | 2 | 0 | 1 | 2 | 2 | 0 | 20 | 8.5 |
| JAMES MADISON | 12/29/25 | | 19 | 3 | 5 | .600 | 0 | 0 | .000 | 5 | 8 | .625 | 3 | 6 | 9 | 4.6 | 2 | 0 | 1 | 1 | 2 | 3 | 11 | 8.7 |
| TENNESSEE | 01/03/26 | | 27 | 2 | 4 | .500 | 0 | 0 | .000 | 8 | 8 | 1.000 | 3 | 3 | 6 | 4.7 | 3 | 0 | 0 | 4 | 4 | 1 | 12 | 8.9 |
| at Ole Miss | 01/07/26 | | 15 | 2 | 3 | .667 | 0 | 0 | .000 | 1 | 4 | .250 | 1 | 1 | 2 | 4.5 | 1 | 0 | 0 | 1 | 0 | 0 | 5 | 8.7 |
| at Auburn | 01/10/26 | | 25 | 3 | 8 | .375 | 1 | 1 | 1.000 | 6 | 9 | .667 | 4 | 8 | 12 | 5.0 | 2 | 0 | 1 | 0 | 2 | 0 | 13 | 8.9 |
| SOUTH CAROLINA | 01/14/26 | | 15 | 8 | 10 | .800 | 0 | 0 | .000 | 2 | 2 | 1.000 | 3 | 1 | 4 | 4.9 | 2 | 0 | 1 | 2 | 1 | 1 | 18 | 9.5 |
| at Georgia | 01/17/26 | | 20 | 4 | 9 | .444 | 0 | 0 | .000 | 4 | 4 | 1.000 | 5 | 2 | 7 | 5.1 | 5 | 1 | 2 | 2 | 1 | 1 | 12 | 9.6 |
| VANDERBILT | 01/20/26 | | 23 | 5 | 6 | .833 | 0 | 0 | .000 | 6 | 8 | .750 | 2 | 2 | 4 | 5.0 | 3 | 0 | 1 | 1 | 1 | 0 | 16 | 9.9 |
| LSU | 01/24/26 | | 17 | 2 | 7 | .286 | 0 | 1 | .000 | 2 | 4 | .500 | 1 | 4 | 5 | 5.0 | 0 | 0 | 1 | 2 | 1 | 1 | 6 | 9.8 |
| at Oklahoma | 01/27/26 | | 19 | 5 | 5 | 1.000 | 0 | 0 | .000 | 2 | 2 | 1.000 | 2 | 2 | 4 | 5.0 | 2 | 0 | 1 | 2 | 0 | 0 | 12 | 9.9 |
| KENTUCKY | 01/31/26 | | 25 | 4 | 8 | .500 | 0 | 0 | .000 | 3 | 6 | .500 | 1 | 4 | 5 | 5.0 | 3 | 0 | 2 | 0 | 0 | 1 | 11 | 9.9 |
| Totals | | 1 | 398 | 75 | 122 | .615 | 2 | 3 | .667 | 66 | 93 | .710 | 53 | 56 | 109 | 5.0 | 46 | 1 | 18 | 26 | 21 | 14 | 218 | 9.9 |

MALIQUE EWIN CAREER DIVISION I STATISTICS

| Year | GP | GS | Min | Avg | FG | FGA | Pct | 3FG | 3FGA | Pct | FT | FTA | Pct | Off | Def | Tot | Avg | PF | FO | Ast | TO | Blk | Stl | Pts | Avg |
|---------------|----|----|------|------|-----|-----|------|-----|------|------|-----|-----|------|-----|-----|-----|-----|-----|----|-----|----|-----|-----|-----|------|
| 2022-23 (OM) | 14 | 0 | 86 | 6.1 | 8 | 14 | .571 | 0 | 0 | .000 | 4 | 5 | .800 | 3 | 13 | 16 | 1.1 | 5 | 0 | 5 | 7 | 8 | 1 | 20 | 1.4 |
| 2024-25 (FSU) | 30 | 30 | 785 | 26.2 | 174 | 292 | .596 | 0 | 1 | .000 | 79 | 121 | .653 | 92 | 137 | 229 | 7.6 | 86 | 2 | 52 | 58 | 24 | 26 | 427 | 14.2 |
| 2025-26 (ARK) | 22 | 1 | 398 | 18.1 | 75 | 122 | .615 | 2 | 3 | .667 | 66 | 93 | .710 | 53 | 56 | 109 | 5.0 | 46 | 1 | 18 | 26 | 21 | 14 | 218 | 9.9 |
| TOTAL | 66 | 31 | 1269 | 19.2 | 257 | 428 | .600 | 2 | 4 | .500 | 149 | 219 | .680 | 148 | 206 | 354 | 5.4 | 137 | 3 | 75 | 91 | 53 | 41 | 665 | 10.1 |

NOTE: Played his sophomore season (2023-24) at South Plains CC

21 D.J. WAGNER

6-4, 190, Jr., G || Camden N.J. || Camden HS || Kentucky



Major: Communications ... Born May 4, 2005 in Camden, N.J. ... Son of Syreeta Brittingham and Dajuan Wagner, who played basketball at Memphis for John Calipari and was drafted sixth overall by the Cleveland Cavaliers in 2002 ... Grandfather is Milt Wagner who won a national championship at Louisville in 1986 (with Kenny Payne) and was a second round pick by the Dallas Mavericks in 1986 ... Siblings are Dayonni Wagner and former Kentucky/Arkansas teammate Kareem Watkins.

• **LAST YEAR:** The only Razorback to start all 36 games and just 1 of 3 to play all 36 games ... Averaged 11.2 points, 2.7 rebounds and 3.64 assists ... Led the team with 131 total assists, led the team in assists 16 times and had at least three assists 26 times (including 13 times with 5-plus assists) ... Scored in double figures 22 times ... Ranked 2nd in the SEC in minutes (34:32) ... Led Arkansas' late-season run to the Sweet 16 ... In those final 18 games, averaged: 34.9 min • 12.2 pts • 4.6 assists • 50-60 FT (83.3%).

• Named preseason All-SEC third team by the league's media AND coaches

2025-26 HIGHLIGHTS:

- **SOUTHERN:** Tied for the team lead with seven assists.
- **at MICHIGAN STATE:** Scored 13 points and led the team with three steals.
- **SAMFORD:** Scored 10 points, including two free throws with 40 seconds left to secure the win.
- **JSU:** Stuffed the stat sheet with a **season-high 16 points while tying season highs with seven assists and three steals** ... Was a team-best +50 in the 64-point win ... Was 6-of-6 from the field (2-of-2 from 3PT) and 2-of-2 at the line.
- **vs FRESNO STATE:** Scored 12 points, missed his first missed his first four 3-point attempts but was 2-of-3 from deep to finish the game.
- **QUEENS:** Was very efficient in scoring 10 points (3-of-4 FG 1-of-1 3PT • 3-of-4 FT) ... Added three assists and two steals ... Led the team with a +24 in his 23:37 played.
- **vs HOUSTON:** Scored 10 points, going 2-of-6 from 3-point range.
- **JAMES MADISON:** Scored 14 points, going 4-of-5 from 3-point range ... **The 4 triples tied his career high** ... Added four steals with zero turnovers.
- **SOUTH CAROLINA:** Scored 12 points, all in the second half, as the Hogs scored 28 points in the period.
- **VANDERBILT:** After starting the first 54 games of his Razorback career, came off the bench and responded with 11 points (5-of-8 FG) and three assists with zero turnovers.



WAGNER'S PERSONAL BESTS

POINTS

Season: 16 vs Jackson State (11/21/25)
Career: 28 vs Marshall (11/24/23)
SEC: 24 vs Mississippi State (03/08/25)

FG MADE

Season: 6 vs Jackson State (11/21/25)
Career: 10 vs Marshall (11/24/23)
SEC: 8 vs Georgia (01/20/24)

FG ATTEMPTED

Season: 10 vs Houston (12/20/25)
Career: 15 at Texas A&M (01/13/24)
SEC: 15 at Texas A&M (01/13/24)

3-POINT FG MADE

Season: 4 vs James Madison (12/29/25)
Career: 4 (2x) LAST vs JMU (12/29/25)
SEC: 4 vs Arkansas (03/02/24)

3-PT FG ATTEMPTS

Season: 8 vs Fresno St (12/06/25)
Career: 8 (2x) LAST vs Fresno St (12/06/25)
SEC: 5 (3x) LAST vs Ole Miss (01/08/25)

FT MADE

Season: 3 (3x) LAST vs Queens (12/13/25)
Career: 8 vs Missouri (02/22/25)
SEC: 8 vs Missouri (02/22/25)

FT ATTEMPTED

Season: 4 (3x) LAST vs Queens (12/13/25)
Career: 10 vs Missouri (02/22/25)
SEC: 10 vs Missouri (02/22/25)

REBOUNDS

Season: 4 vs Southern (11/03/25)
Career: 6 (3x) LAST vs UTSA (12/07/24)
SEC: 4 (3x) LAST vs Oklahoma (01/25/25)

ASSISTS

Season: 7 (2x) LAST vs Jackson State (11/21/25)
Career: 10 vs Georgia (01/20/24)
SEC: 10 vs Georgia (01/20/24)

STEALS

Season: 3 (2x) LAST vs Jackson State (11/21/25)
Career: 4 vs Troy (1/13/24)
SEC: 3 at South Carolina (01/23/24)

BLOCKED SHOTS

Season: 2 (2x) LAST vs Tennessee (01/03/26)
Career: 2 (3x) LAST vs South Caro (01/14/26)
SEC: 1 vs Tennessee (01/03/26)

MINUTES

Season: 34:45 vs Houston (12/20/25)
Career: 40:00 vs Kansas (03/20/25)
SEC: 38:51 vs Texas (02/26/25)

D.J. WAGNER 2025-26 GAME STATS

| Opponent | Date | GS | Min | FG | FGA | Pct | 3FG | 3A | Pct | FT | FTA | Pct | O | D | Tot | Avg | PF | FO | A | TO | Blk | Stl | Pts | Avg |
|------------------|----------|----|-----|----|-----|-------|-----|----|-------|----|-----|-------|---|----|-----|-----|----|----|----|----|-----|-----|-----|------|
| SOUTHERN | 11/03/25 | * | 32 | 3 | 11 | .273 | 2 | 7 | .286 | 0 | 0 | .000 | 0 | 4 | 4 | 4.0 | 3 | 0 | 7 | 2 | 1 | 2 | 8 | 8.0 |
| at Michigan St. | 11/08/25 | * | 31 | 4 | 6 | .667 | 2 | 4 | .500 | 3 | 4 | .750 | 0 | 2 | 2 | 3.0 | 2 | 0 | 3 | 1 | 0 | 3 | 13 | 10.5 |
| CENTRAL ARKANSAS | 11/11/25 | * | 30 | 2 | 7 | .286 | 1 | 4 | .250 | 2 | 2 | 1.000 | 0 | 3 | 3 | 3.0 | 1 | 0 | 4 | 1 | 0 | 1 | 7 | 9.3 |
| SAMFORD | 11/14/25 | * | 28 | 3 | 5 | .600 | 1 | 2 | .500 | 3 | 4 | .750 | 0 | 3 | 3 | 3.0 | 1 | 0 | 2 | 0 | 0 | 1 | 10 | 9.5 |
| WINTHROP | 11/18/25 | * | 19 | 0 | 5 | .000 | 0 | 2 | .000 | 2 | 2 | 1.000 | 0 | 1 | 1 | 2.6 | 1 | 0 | 1 | 0 | 1 | 1 | 2 | 8.0 |
| JACKSON ST. | 11/21/25 | * | 28 | 6 | 6 | 1.000 | 2 | 2 | 1.000 | 2 | 2 | 1.000 | 0 | 0 | 0 | 2.2 | 0 | 0 | 7 | 1 | 2 | 3 | 16 | 9.3 |
| vs Duke | 11/27/25 | * | 16 | 1 | 5 | .200 | 0 | 3 | .000 | 1 | 1 | 1.000 | 0 | 1 | 1 | 2.0 | 0 | 0 | 3 | 0 | 0 | 1 | 3 | 8.4 |
| LOUISVILLE | 12/03/25 | * | 19 | 2 | 8 | .250 | 1 | 3 | .333 | 0 | 2 | .000 | 0 | 1 | 1 | 1.9 | 1 | 0 | 0 | 1 | 0 | 1 | 5 | 8.0 |
| vs Fresno St. | 12/06/25 | * | 30 | 4 | 10 | .400 | 2 | 8 | .250 | 2 | 2 | 1.000 | 0 | 0 | 0 | 1.7 | 2 | 0 | 0 | 2 | 1 | 0 | 12 | 8.4 |
| vs Texas Tech | 12/13/25 | * | 28 | 2 | 5 | .400 | 0 | 1 | .000 | 0 | 0 | .000 | 0 | 0 | 0 | 1.5 | 2 | 0 | 1 | 1 | 0 | 1 | 4 | 8.0 |
| QUEENS (NC) | 12/16/25 | * | 24 | 3 | 4 | .750 | 1 | 1 | 1.000 | 3 | 4 | .750 | 0 | 0 | 0 | 1.4 | 3 | 0 | 3 | 0 | 0 | 2 | 10 | 8.2 |
| vs Houston | 12/20/25 | * | 35 | 4 | 10 | .400 | 3 | 6 | .500 | 0 | 0 | .000 | 0 | 1 | 1 | 1.3 | 4 | 0 | 2 | 1 | 0 | 0 | 11 | 8.4 |
| JAMES MADISON | 12/29/25 | * | 26 | 4 | 8 | .500 | 4 | 5 | .800 | 2 | 4 | .500 | 0 | 0 | 0 | 1.2 | 1 | 0 | 4 | 0 | 0 | 0 | 14 | 8.8 |
| TENNESSEE | 01/03/26 | * | 14 | 0 | 3 | .000 | 0 | 1 | .000 | 2 | 2 | 1.000 | 0 | 2 | 2 | 1.3 | 0 | 0 | 2 | 1 | 2 | 0 | 2 | 8.4 |
| at Ole Miss | 01/07/26 | * | 21 | 1 | 5 | .200 | 0 | 3 | .000 | 1 | 1 | 1.000 | 0 | 2 | 2 | 1.3 | 1 | 0 | 4 | 1 | 0 | 0 | 3 | 8.0 |
| at Auburn | 01/10/26 | * | 29 | 1 | 5 | .200 | 1 | 4 | .250 | 1 | 2 | .500 | 0 | 2 | 2 | 1.4 | 1 | 0 | 2 | 1 | 0 | 2 | 4 | 7.8 |
| SOUTH CAROLINA | 01/14/26 | * | 21 | 5 | 8 | .625 | 1 | 2 | .500 | 1 | 1 | 1.000 | 0 | 1 | 1 | 1.4 | 3 | 0 | 2 | 0 | 0 | 1 | 12 | 8.0 |
| at Georgia | 01/17/26 | * | 21 | 1 | 5 | .200 | 0 | 2 | .000 | 2 | 2 | 1.000 | 0 | 0 | 0 | 1.3 | 3 | 0 | 1 | 1 | 1 | 2 | 4 | 7.8 |
| VANDERBILT | 01/20/26 | * | 16 | 5 | 8 | .625 | 1 | 3 | .333 | 0 | 0 | .000 | 0 | 1 | 1 | 1.3 | 1 | 0 | 3 | 0 | 0 | 0 | 11 | 7.9 |
| LSU | 01/24/26 | * | 20 | 2 | 4 | .500 | 2 | 4 | .500 | 1 | 2 | .500 | 0 | 0 | 0 | 1.2 | 4 | 0 | 2 | 0 | 0 | 1 | 7 | 7.9 |
| at Oklahoma | 01/27/26 | * | 14 | 0 | 2 | .000 | 0 | 2 | .000 | 0 | 0 | .000 | 0 | 3 | 3 | 1.3 | 1 | 0 | 0 | 1 | 0 | 0 | 0 | 7.5 |
| KENTUCKY | 01/31/26 | * | 15 | 2 | 4 | .500 | 0 | 1 | .000 | 0 | 0 | .000 | 0 | 0 | 0 | 1.2 | 1 | 0 | 1 | 0 | 0 | 0 | 4 | 7.4 |
| Totals | | 18 | 517 | 55 | 134 | .410 | 24 | 70 | .343 | 28 | 37 | .757 | 0 | 27 | 27 | 1.2 | 36 | 0 | 54 | 15 | 8 | 22 | 162 | 7.4 |

D.J. WAGNER CAREER STATISTICS

| Year | GP | GS | Min | Avg | FG | FGA | Pct | 3FG | 3FGA | Pct | FT | FTA | Pct | Off | Def | Tot | Avg | PF | FO | Ast | TO | Blk | Stl | Pts | Avg |
|---------------|----|----|------|------|-----|-----|------|-----|------|------|-----|-----|------|-----|-----|-----|-----|-----|----|-----|-----|-----|-----|-----|------|
| 2023-24 (UK) | 29 | 28 | 748 | 25.8 | 105 | 259 | .405 | 28 | 96 | .292 | 49 | 64 | .766 | 5 | 49 | 54 | 1.7 | 45 | 1 | 96 | 43 | 5 | 24 | 287 | 9.9 |
| 2024-25 (ARK) | 36 | 36 | 1245 | 34.6 | 147 | 367 | .401 | 41 | 135 | .304 | 67 | 82 | .817 | 11 | 86 | 97 | 2.7 | 51 | 0 | 131 | 80 | 2 | 35 | 402 | 11.2 |
| 2025-26 (ARK) | 22 | 18 | 517 | 23.5 | 55 | 134 | .410 | 24 | 70 | .343 | 28 | 37 | .757 | 0 | 27 | 27 | 1.2 | 36 | 0 | 54 | 15 | 8 | 22 | 162 | 7.4 |
| TOTAL | 87 | 82 | 2510 | 28.9 | 307 | 760 | .404 | 93 | 274 | .339 | 144 | 183 | .787 | 16 | 162 | 178 | 2.0 | 132 | 1 | 281 | 138 | 15 | 81 | 851 | 9.8 |

23 NICK PRINGLE

6-10, 230, Grad. Sr., F // Seabrook, S.C. // Whale Branch HS // South Carolina



@iNickPringle

@inickpringle

Graduated from Alabama in 2024 with a degree in Communication Studies and is pursuing a second undergraduate degree in Arts & Sciences ... Born Sept. 16, 2001, in Seabrook, S.C. ... Son of Kwajalean Pringle ... Brother, Trey Pringle ... Cousin Dee Delaney plays for the Buffalo Bills, cousin Dee Hazel plays football at Chowan, cousin KJ Chisholm plays football at Jacksonville State and cousin Amori Pringle owns a clothing brand.

Played at South Carolina in 2024-25 ... Spent two seasons at Alabama (2022-23 and 2023-24), one season at Dodge City CC (2021-22) and one season at Wofford (2020-21) ... **Was part of Alabama's 2024 NCAA Final Four team**, averaging 6.2 rebounds per game throughout the Crimson Tide's run in the NCAA Tournament.

2025-26 HIGHLIGHTS:

- **at MICHIGAN STATE:** Led the team with seven rebounds, including four offensive, and led the team with **three blocked shots, tying his career high**.
- **UCA:** Just missed a double-double with 9 points and 8 rebounds, going 3-of-3 from the field and 3-of-4 at the line.
- **WINTHROP:** Scored 13 points - including four of the Hg's final six - and grabbed seven rebounds ... Was 5-of-5 from the field and 3-of-4 from the line ... Down five, he scored off a Trevon Brazile assist ... Then, with 11.9 seconds left, he scored a fastbreak layup that was the game-winner.
- **vs FRESNO ST:** Led the team with seven rebounds.
- **QUEENS:** Led the team with seven rebounds and scored a season-high 15 points (5-of-6 FG • 4-of-4 FT).
- **SOUTH CAROLINA:** Had his best game as a Razorback (and best game since an impressive performance as a Gamecock with 18 ts and 9 rebounds in a 72-53 South Carolina win vs Arkansas last season) ... Set the tone early with a dunk to start the scoring ... Finished with four dunks ... Scored a **season-high 15 points** with seven rebounds, **tying his career-high with six offensive boards** ... Added **three assists, tying his season-high and SEC career-high**.
- **VANDERBILT:** Was 4-of-4 from the field thanks to three dunks.
- **at Oklahoma:** Was 4-of-4 from the field thanks to three dunks.

CAREER DOUBLE-DOUBLES (9)

| FRESHMAN (at WOF) | | (1) |
|------------------------|-----------------------|-----------------|
| 11/28/20 | CARVER | 17 pts 11 reb |
| JUNIOR (at BAMA) | | (2) |
| 02/18/23 | GEORGIA | 19 pts 12 reb |
| 03/16/23 | vs A&M-Corpus Christi | 19 pts 15 reb |
| SENIOR (at BAMA) | | (3) |
| 03/09/24 | ARKANSAS | # 10 pts 10 reb |
| 03/15/24 | vs Florida | # 12 pts 10 reb |
| 03/30/24 | vs Clemson | 16 pts 11 reb |
| GRAD SR (at SEC) | | (3) |
| 11/16/24 | at Indiana | 13 pts 11 reb |
| 01/11/25 | AUBURN | 12 pts 10 reb |
| 03/08/25 | at Tennessee | 14 pts 16 reb |
| # - back-to-back games | | |



PRINGLE'S PERSONAL BESTS

POINTS

Season: 15 vs South Carolina (01/14/26)
Career: 19 (3x) LAST: vs USC Upstate (12/14/24)
SEC: 18 vs Arkansas (03/01/25)

FG MADE

Season: 5 (3x) LAST vs South Carolina (01/14/26)
Career: 8 vs Georgia (02/18/23)
SEC: 7 vs Arkansas (03/01/25)

FG ATTEMPTED

Season: 9 vs South Carolina (01/14/26)
Career: 13 vs Florida (02/21/24)
SEC: 13 vs Florida (02/21/24)

3-POINT FG MADE

Season: --

Career: --

SEC: --

3-PT FG ATTEMPTS

Season: --

Career: 2 at Tennessee (03/08/25)

SEC: 2 at Tennessee (03/08/25)

FT MADE

Season: 5 vs South Carolina (01/14/26)

Career: 10 vs Radford (12/22/24)

SEC: 6 (3x) LAST at Tennessee (03/08/25)

FT ATTEMPTED

Season: 6 vs South Carolina (01/14/26)

Career: 13 vs Clemson (03/30/24)

SEC: 10 vs Arkansas (03/09/24)

REBOUNDS

Season: 8 (2x) vs UCA (11/11/25)

Career: 15 vs A&M-Corpus Christi (03/16/23)

SEC: 14 at Tennessee (03/08/25)

ASSISTS

Season: 3 (2x) LAST vs South Carolina (01/14/26)

Career: 4 vs Radford (12/22/24)

SEC: 3 (4x) LAST vs South Caro (01/14/26)

STEALS

Season: 2 (2x) LAST vs Queens (12/16/25)

Career: 3 (2x) LAST: vs Florida (02/08/23)

SEC: 3 vs Florida (02/08/23)

BLOCKED SHOTS

Season: 3 at Michigan State (11/08/25)

Career: 3 (4x) LAST: at Michigan St (11/08/25)

SEC: 2 (3x) LAST vs Arkansas (03/09/24)

MINUTES

Season: 28:12 at Michigan State (11/08/25)

Career: 35:11 vs Arkansas (03/09/24)

SEC: 35:11 vs Arkansas (03/09/24)

NICK PRINGLE 2025-26 GAME STATS

| Opponent | Date | GS | Min | FG | FGA | Pct | 3FG | 3A | Pct | FT | FTA | Pct | O | D | Tot | Avg | PF | FO | A | TO | Blk | Stl | Pts | Avg |
|------------------|----------|----|-----|-----|-----|-------|------|----|------|----|-----|-------|----|----|-----|-----|----|----|----|----|-----|-----|-----|-----|
| SOUTHERN | 11/03/25 | * | 24 | 4 | 7 | .571 | 0 | 0 | .000 | 0 | 0 | .000 | 3 | 5 | 8 | 8.0 | 3 | 0 | 0 | 0 | 0 | 0 | 8 | 8.0 |
| at Michigan St. | 11/08/25 | * | 28 | 2 | 2 | 1.000 | 0 | 0 | .000 | 2 | 4 | .500 | 4 | 3 | 7 | 7.5 | 5 | 1 | 1 | 1 | 3 | 2 | 6 | 7.0 |
| CENTRAL ARKANSAS | 11/11/25 | * | 23 | 3 | 3 | 1.000 | 0 | 0 | .000 | 3 | 4 | .750 | 1 | 7 | 8 | 7.7 | 1 | 0 | 0 | 1 | 0 | 0 | 9 | 7.7 |
| SAMFORD | 11/14/25 | * | 18 | 0 | 1 | .000 | 0 | 0 | .000 | 0 | 0 | .000 | 0 | 1 | 1 | 6.0 | 2 | 0 | 0 | 0 | 0 | 0 | 0 | 5.8 |
| WINTHROP | 11/18/25 | * | 28 | 5 | 5 | 1.000 | 0 | 0 | .000 | 3 | 4 | .750 | 1 | 6 | 7 | 6.2 | 3 | 0 | 0 | 1 | 2 | 0 | 13 | 7.2 |
| JACKSON ST. | 11/21/25 | * | 22 | 0 | 0 | .000 | 0 | 0 | .000 | 4 | 5 | .800 | 1 | 4 | 5 | 6.0 | 1 | 0 | 3 | 0 | 0 | 1 | 4 | 6.7 |
| vs Duke | 11/27/25 | * | 19 | 1 | 3 | .333 | 0 | 0 | .000 | 1 | 1 | 1.000 | 1 | 0 | 1 | 5.3 | 5 | 1 | 2 | 1 | 0 | 0 | 3 | 6.1 |
| LOUISVILLE | 12/03/25 | * | 23 | 1 | 3 | .333 | 0 | 0 | .000 | 0 | 0 | .000 | 1 | 3 | 4 | 5.1 | 1 | 0 | 0 | 1 | 0 | 0 | 2 | 5.6 |
| vs Fresno St. | 12/06/25 | * | 23 | 1 | 2 | .500 | 0 | 0 | .000 | 0 | 0 | .000 | 1 | 6 | 7 | 5.3 | 2 | 0 | 1 | 0 | 0 | 0 | 2 | 5.2 |
| vs Texas Tech | 12/13/25 | * | 11 | 1 | 2 | .500 | 0 | 0 | .000 | 0 | 4 | .000 | 2 | 2 | 4 | 5.2 | 2 | 0 | 1 | 1 | 0 | 0 | 2 | 4.9 |
| QUEENS (NC) | 12/16/25 | * | 25 | 5 | 6 | .833 | 0 | 0 | .000 | 4 | 4 | 1.000 | 3 | 4 | 7 | 5.4 | 3 | 0 | 0 | 2 | 0 | 2 | 14 | 5.7 |
| vs Houston | 12/20/25 | * | 9 | 0 | 0 | .000 | 0 | 0 | .000 | 0 | 2 | .000 | 1 | 1 | 2 | 5.1 | 0 | 0 | 0 | 1 | 0 | 0 | 0 | 5.3 |
| JAMES MADISON | 12/29/25 | * | 19 | 1 | 1 | 1.000 | 0 | 0 | .000 | 2 | 4 | .500 | 5 | 1 | 6 | 5.2 | 1 | 0 | 2 | 0 | 1 | 1 | 4 | 5.2 |
| TENNESSEE | 01/03/26 | * | 13 | 0 | 0 | .000 | 0 | 0 | .000 | 2 | 2 | 1.000 | 0 | 1 | 1 | 4.9 | 4 | 0 | 0 | 1 | 1 | 0 | 2 | 4.9 |
| at Ole Miss | 01/07/26 | * | 21 | 2 | 3 | .667 | 0 | 0 | .000 | 2 | 2 | 1.000 | 3 | 2 | 5 | 4.9 | 3 | 0 | 0 | 2 | 0 | 1 | 6 | 5.0 |
| at Auburn | 01/10/26 | * | 16 | 1 | 2 | .500 | 0 | 0 | .000 | 1 | 1 | 1.000 | 0 | 2 | 2 | 4.7 | 2 | 0 | 0 | 2 | 1 | 0 | 3 | 4.9 |
| SOUTH CAROLINA | 01/14/26 | * | 23 | 5 | 9 | .556 | 0 | 0 | .000 | 5 | 6 | .833 | 6 | 1 | 7 | 4.8 | 1 | 0 | 3 | 0 | 0 | 0 | 15 | 5.5 |
| at Georgia | 01/17/26 | * | 19 | 0 | 1 | .000 | 0 | 0 | .000 | 3 | 4 | .750 | 1 | 1 | 2 | 4.7 | 1 | 0 | 0 | 3 | 1 | 0 | 3 | 5.3 |
| VANDERBILT | 01/20/26 | * | 16 | 4 | 4 | 1.000 | 0 | 0 | .000 | 0 | 0 | .000 | 3 | 1 | 4 | 4.6 | 1 | 0 | 1 | 0 | 0 | 0 | 8 | 5.5 |
| LSU | 01/24/26 | * | 23 | 2 | 3 | .667 | 0 | 0 | .000 | 0 | 1 | .000 | 1 | 1 | 2 | 4.5 | 4 | 0 | 0 | 0 | 0 | 1 | 4 | 5.4 |
| at Oklahoma | 01/27/26 | * | 21 | 4 | 4 | 1.000 | 0 | 0 | .000 | 0 | 0 | .000 | 1 | 1 | 2 | 4.4 | 3 | 0 | 1 | 1 | 0 | 1 | 8 | 5.5 |
| KENTUCKY | 01/31/26 | * | 14 | 0 | 0 | .000 | 0 | 0 | .000 | 0 | 1 | .000 | 0 | 0 | 0 | 4.2 | 3 | 0 | 0 | 1 | 0 | 0 | 0 | 5.3 |
| Totals | | | 21 | 438 | 42 | .61 | .689 | 0 | .000 | 32 | 49 | .653 | 39 | 53 | 92 | 4.2 | 51 | 2 | 15 | 19 | 9 | 9 | 116 | 5.3 |

NICK PRINGLE CAREER DIVISION I STATISTICS

| Year | GP | GS | Min | Avg | FG | FGA | Pct | 3FG | 3FGA | Pct | FT | FTA | Pct | Off | Def | Tot | Avg | PF | FO | Ast | TO | Blk | Stl | Pts | Avg |
|----------------|-----|----|------|------|-----|-----|------|-----|------|------|-----|-----|------|-----|-----|-----|-----|-----|----|-----|-----|-----|-----|-----|-----|
| 2020-21 (WOF) | 15 | 0 | 92 | 6.2 | 13 | 22 | .591 | 0 | 2 | .000 | 4 | 11 | .364 | 13 | 19 | 32 | 2.1 | 13 | 0 | 2 | 9 | 1 | 8 | 30 | 2.0 |
| 2022-23 (BAMA) | 36 | 0 | 289 | 8.0 | 50 | 59 | .847 | 0 | 0 | .000 | 26 | 55 | .473 | 37 | 74 | 111 | 3.1 | 59 | 0 | 7 | 17 | 15 | 8 | 126 | 3.5 |
| 2023-24 (BAMA) | 34 | 16 | 626 | 18.4 | 86 | 138 | .623 | 0 | 0 | .000 | 60 | 108 | .556 | 74 | 101 | 175 | 5.1 | 89 | 5 | 24 | 34 | 23 | 11 | 232 | 6.8 |
| 2024-25 (SC) | 32 | 32 | 786 | 24.6 | 103 | 180 | .572 | 0 | 3 | .000 | 97 | 148 | .655 | 60 | 141 | 201 | 6.3 | 87 | 3 | 36 | 46 | 14 | 16 | 303 | 9.5 |
| 2025-26 (ARK) | 22 | 21 | 438 | 19.9 | 42 | 61 | .689 | 0 | 0 | .000 | 32 | 49 | .653 | 39 | 53 | 92 | 4.2 | 51 | 2 | 15 | 19 | 9 | 9 | 116 | 5.3 |
| TOTAL | 139 | 69 | 2234 | 16.1 | 294 | 460 | .639 | 0 | 5 | .000 | 219 | 371 | .590 | 223 | 388 | 611 | 4.4 | 299 | 10 | 84 | 125 | 62 | 52 | 807 | 5.8 |

NOTE: Played his sophomore season (2021-22) at Dodge City CC

24 BILLY RICHMOND III

6-6, 205, W, So. // Memphis, Tenn. // Camden (N.J.) HS

@BillyRichmondI

@billyyyz

Major: Communications ... Born on April 11, 2006, in Memphis, Tenn. ... Son of Billy Richmond Jr. and Kimberly Thomas ... Siblings: Brother, Trevor Richmond ... Sisters: Kristian Richmond and McKenzie Thomas ... His father, Billy Jr., played for John Calipari with the Memphis Tigers (2002-04).

» Participated in 2025 Chris Paul and Jayson Tatum High School and College Elite Camps

• 1 of 3 Razorbacks to play all 36 games last season

• Arkansas' most versatile player as he can (and has played) point guard, shooting guard, small forward and power forward positions.

• Coach Cal has coined the term **"BILLY G.O.A.T."** when Richmond has a big dunk or high-energy play.

• Made 2 3-pointers last year (2-of-16) and has already made 8 this season (8-of-30)

• Already has 9 games scoring double figures this year ... Had 6 all of last year

2025-26 HIGHLIGHTS:

• **SOUTHERN:** Earned his first career start.

• **at MICHIGAN STATE:** Played a career-high 28:31 and scored 8 points with 6 rebounds ... Made his 3rd career 3-pointer.

• **SAMFORD:** Coach Calipari said Billy changed the complexion of the game with his play ... Sparked a 12-0 run - getting three offensive rebounds, a basket and a steal - midway in the second half to give Arkansas its largest lead of 15 (68-54) with 7:08 left ... Finished with 10 points and five rebounds.

• **WINTHROP:** Only scored six points with one rebound, but still affected the outcome ... Scored four of his six point inside the final 4:30, including two free throws and a driving layup.

• **JSU:** Had one of his best statistical career games ... Scored a **season-high 14 points** (one shy of his career best) ... Helped creat separation in the first half with is energy and three dunks - one on a long offensive rebound ... **Tied career highs for FG made (6), FGA (9) and steals (2)** while going 3-of-4 at the line.

• **vs DUKE:** Had a "typical" Billy game, bringing his energy and stuffing the stat sheet ... Scored 11 points (4-of-6 FG • 1-2 3PT • 2-2 FT) with five rebounds, two assists, two blocked shots and a steal.

• **LOUISVILLE:** In a nine-point win, Richmond was a team-best +20 in 26:37 played ... Was a career-best 6-of-6 at the line and blocked a 3-point shot with 44 seconds left that could have gotten UL to within six.

• **vs FRESNO ST:** Made a big impact in his 11:55 played with two big dunks (3-of-5 FG) and a **season-high four assists**.

• **vs TEXAS TECH:** Tied his season high with four assists, adding two steals.

• **QUEENS:** **Tied his career-high with 15 points, tying a career high with six FG made and attempting a career-high 10 FG** ... Scored nine points in a 9-2 run early in the second half (two free throws, a 3-pointer, a layup and a dunk) to put the game out of reach.

• **vs HOUSTON:** Scored 12 points, going 5-of-6 from the field and 2-of-2 from 3-point range - marking **the first time he made multiple triples in the same game** ...

• **JAMES MADISON:** **Tied his career high with six assists** ... Added eight points and four rebounds.

• **at Ole Miss:** Did not miss a shot in scoring a then SEC career-best 13 points ... Was 5-of-5 from the field, 1-of-1 from 3PT and 2-of-2 at the line ... **The triple was his first 3-pointer made in an SEC regular-season game** ... **Also tied for the team lead with six rebounds, tying a season high and tying an SEC career high.**

• **SOUTH CAROLINA:** Earned his third start of the year and stuffed the stat sheet with five rebounds, four assists, a **career-high three steals and tying a career-high with two blocked shots**.

• **at Georgia:** May have had his best overall SEC game with 12 points, a team-best **8 rebounds (a season-high)** and a **career-high 3 blocked shots** ... **His six FG made tied a career high and his 11 attempts set a career high.**

• **KENTUCKY:** Scored an **SEC career-best 14 points** (ne shy of his overall career high) ... Tied his career-high with six FG made (was 6-of-8 from the field overall) ... Threw down a dunk to give Arkansas its first lead (52-51 early in the second half).

"One thing not getting talked about enough in regards to Arkansas: Billy Richmond is on track to be one of the top utility players in college basketball during the 2025-26 season."

- Jon Rothstein



RICHMOND'S PERSONAL BESTS

POINTS

Season: 15 vs Queens (12/16/25)

Career: **15 (2x) LAST vs Queens (12/16/25)**

SEC: 14 vs Kentucky (01/31/26)

FG MADE

Season: 6 (4x) LAST vs Kentucky 01/31/26

Career: **6 (6x) LAST vs Kentucky (01/31/26)**

SEC: 6 (2) vs Kentucky (01/31/26)

FG ATTEMPTED

Season: 11 at Georgia (0-1/17/26)

Career: **11 at Georgia (01/17/26)**

SEC: 11 at Georgia (01/17/27)

3-POINT FG MADE

Season: 2 vs Houston (12/29/25)

Career: **2 vs Houston (12/29/25)**

SEC: 1 at Ole Miss (01/07/26)

3-PT FG ATTEMPTS

Season: 3 vs Samford (11/14/25)

Career: **3 vs Samford (11/14/25)**

SEC: 2 vs South Carolina (01/10/26)

FT MADE

Season: 6 vs Louisville (12/03/25)

Career: **6 (2x) LAST vs Louisville (12/03/25)**

SEC: 4 (2x) LAST vs Mississippi State (03/08/25)

FT ATTEMPTED

Season: 6 vs Louisville (12/03/25)

Career: **8 vs Ole Miss (03/13/25)**

SEC: 4 (2x) LAST vs Mississippi State (03/08/25)

REBOUNDS

Season: 8 at Georgia (01/17/26)

Career: **9 vs UMES (11/25/24)**

SEC: 8 at Georgia (01/17/26)

ASSISTS

Season: 6 vs James Madison (12/29/25)

Career: **6 (2x) LAST vs JMU (12/29/25)**

SEC: 6 vs Mississippi State (03/08/25)

STEALS

Season: 3 vs South Carolina (01/14/26)

Career: **3 vs South Carolina (01/14/26)**

SEC: 3 vs South Carolina (01/14/26)

BLOCKED SHOTS

Season: 3 at Georgia (0-1/17/26)

Career: **3 at Georgia (01/17/26)**

SEC: 3 at Georgia (01/17/26)

MINUTES

Season: 28:31 at Michigan State (11/08/25)

Career: **28:31 vs Michigan State (11/08/25)**

SEC: 28:23 vs Kentucky (01/31/26)

BILLY RICHMOND III 2025-26 GAME STATS

| Opponent | Date | GS | Min | FG | FGA | Pct | 3FG | 3A | Pct | FT | FTA | Pct | O | D | Tot | Avg | PF | FO | A | TO | Blk | Stl | Pts | Avg |
|------------------|----------|----|-----|----|-----|-------|-----|----|-------|----|-----|-------|----|----|-----|-----|----|----|----|----|-----|-----|-----|-----|
| SOUTHERN | 11/03/25 | * | 16 | 2 | 4 | .500 | 0 | 2 | .000 | 2 | 2 | 1.000 | 0 | 3 | 3 | 3.0 | 5 | 1 | 1 | 1 | 1 | 0 | 6 | 6.0 |
| at Michigan St. | 11/08/25 | * | 28 | 3 | 8 | .375 | 1 | 4 | .250 | 1 | 2 | .500 | 2 | 4 | 6 | 4.5 | 1 | 0 | 2 | 1 | 0 | 8 | 7.0 | |
| CENTRAL ARKANSAS | 11/11/25 | | 20 | 1 | 2 | .500 | 1 | 1 | 1.000 | 1 | 2 | .500 | 1 | 3 | 4 | 4.3 | 0 | 0 | 0 | 1 | 0 | 0 | 4 | 6.0 |
| SAMFORD | 11/14/25 | | 27 | 4 | 7 | .571 | 1 | 3 | .333 | 1 | 2 | .500 | 4 | 1 | 5 | 4.5 | 2 | 0 | 0 | 1 | 1 | 1 | 10 | 7.0 |
| WINTHROP | 11/18/25 | | 20 | 2 | 3 | .667 | 0 | 1 | .000 | 2 | 2 | 1.000 | 1 | 0 | 1 | 3.8 | 1 | 0 | 1 | 0 | 0 | 0 | 6 | 6.8 |
| JACKSON ST. | 11/21/25 | | 24 | 6 | 9 | .667 | 0 | 1 | .000 | 2 | 4 | .500 | 3 | 2 | 5 | 4.0 | 2 | 0 | 2 | 0 | 1 | 2 | 14 | 8.0 |
| vs Duke | 11/27/25 | | 24 | 4 | 6 | .667 | 1 | 2 | .500 | 2 | 2 | 1.000 | 2 | 3 | 5 | 4.1 | 2 | 0 | 2 | 5 | 2 | 1 | 11 | 8.4 |
| LOUISVILLE | 12/03/25 | | 27 | 2 | 4 | .500 | 0 | 1 | .000 | 6 | 6 | 1.000 | 1 | 3 | 4 | 4.1 | 4 | 0 | 2 | 2 | 1 | 0 | 10 | 8.6 |
| vs Fresno St. | 12/06/25 | | 12 | 3 | 5 | .600 | 0 | 1 | .000 | 0 | 0 | .000 | 1 | 0 | 1 | 3.8 | 1 | 0 | 4 | 1 | 0 | 0 | 6 | 8.3 |
| vs Texas Tech | 12/13/25 | | 18 | 1 | 5 | .200 | 0 | 0 | .000 | 4 | 4 | 1.000 | 2 | 1 | 3 | 3.7 | 4 | 0 | 4 | 0 | 0 | 2 | 6 | 8.1 |
| QUEENS (NC) | 12/16/25 | | 25 | 6 | 10 | .600 | 1 | 2 | .500 | 2 | 3 | .667 | 2 | 3 | 5 | 3.8 | 1 | 0 | 0 | 2 | 0 | 0 | 15 | 8.7 |
| vs Houston | 12/20/25 | | 24 | 5 | 6 | .833 | 2 | 2 | 1.000 | 0 | 1 | .000 | 0 | 2 | 2 | 3.7 | 3 | 0 | 1 | 0 | 0 | 2 | 12 | 9.0 |
| JAMES MADISON | 12/29/25 | | 21 | 4 | 6 | .667 | 0 | 2 | .000 | 0 | 0 | .000 | 0 | 4 | 4 | 3.7 | 0 | 0 | 6 | 2 | 0 | 1 | 8 | 8.9 |
| TENNESSEE | 01/03/26 | | 15 | 2 | 5 | .400 | 0 | 1 | .000 | 1 | 2 | .500 | 0 | 0 | 0 | 3.4 | 4 | 0 | 0 | 0 | 0 | 0 | 5 | 8.6 |
| at Ole Miss | 01/07/26 | | 24 | 5 | 5 | 1.000 | 1 | 1 | 1.000 | 2 | 2 | 1.000 | 3 | 3 | 6 | 3.6 | 2 | 0 | 1 | 0 | 0 | 0 | 13 | 8.9 |
| at Auburn | 01/10/26 | | 26 | 1 | 4 | .250 | 0 | 1 | .000 | 1 | 1 | 1.000 | 1 | 0 | 1 | 3.4 | 4 | 0 | 0 | 1 | 0 | 2 | 3 | 8.6 |
| SOUTH CAROLINA | 01/14/26 | * | 26 | 1 | 4 | .250 | 0 | 2 | .000 | 1 | 1 | 1.000 | 0 | 5 | 5 | 3.5 | 0 | 0 | 4 | 1 | 2 | 3 | 3 | 8.2 |
| at Georgia | 01/17/26 | * | 26 | 6 | 11 | .545 | 0 | 1 | .000 | 0 | 0 | .000 | 4 | 4 | 8 | 3.8 | 0 | 0 | 1 | 4 | 3 | 1 | 12 | 8.4 |
| VANDERBILT | 01/20/26 | | 14 | 1 | 4 | .250 | 0 | 1 | .000 | 0 | 0 | .000 | 0 | 2 | 2 | 3.7 | 4 | 0 | 3 | 0 | 1 | 0 | 2 | 8.1 |
| LSU | 01/24/26 | | 28 | 4 | 7 | .571 | 0 | 1 | .000 | 3 | 4 | .750 | 0 | 2 | 2 | 3.6 | 2 | 0 | 3 | 1 | 0 | 0 | 11 | 8.3 |
| at Oklahoma | 01/27/26 | | 18 | 4 | 7 | .571 | 0 | 2 | .000 | 1 | 2 | .500 | 1 | 2 | 3 | 3.6 | 1 | 0 | 0 | 0 | 0 | 2 | 9 | 8.3 |
| KENTUCKY | 01/31/26 | | 28 | 6 | 8 | .750 | 0 | 1 | .000 | 2 | 3 | .667 | 1 | 4 | 5 | 3.6 | 4 | 0 | 1 | 1 | 0 | 1 | 14 | 8.5 |
| Totals | | 4 | 491 | 73 | 130 | .562 | 8 | 33 | .242 | 34 | 45 | .756 | 29 | 51 | 80 | 3.6 | 47 | 1 | 36 | 25 | 13 | 18 | 188 | 8.5 |

BILLY RICHMOND III CAREER STATISTICS

| Year | GP | GS | Min | Avg | FG | FGA | Pct | 3FG | 3FGA | Pct | FT | FTA | Pct | Off | Def | Tot | Avg | PF | FO | Ast | TO | Blk | Stl | Pts | Avg |
|---------|----|----|------|------|-----|-----|------|-----|------|------|----|-----|------|-----|-----|-----|-----|-----|----|-----|----|-----|-----|-----|-----|
| 2024-25 | 36 | 0 | 631 | 17.5 | 81 | 155 | .523 | 2 | 16 | .125 | 41 | 56 | .732 | 35 | 72 | 107 | 3.0 | 73 | 2 | 49 | 45 | 15 | 19 | 205 | 5.7 |
| 2025-26 | 22 | 4 | 491 | 22.3 | 73 | 130 | .562 | 8 | 33 | .242 | 34 | 45 | .756 | 29 | 51 | 80 | 3.6 | 47 | 1 | 36 | 25 | 13 | 18 | 188 | 8.5 |
| TOTAL | 58 | 4 | 1122 | 19.3 | 154 | 285 | .540 | 10 | 49 | .204 | 75 | 101 | .743 | 64 | 123 | 187 | 3.2 | 120 | 3 | 85 | 70 | 28 | 37 | 393 | 6.8 |

30 ISAIAH SEALY

6-7, 175, W, Fr. // Springdale, Ark. // Springdale HS

@isaiah_sealy

@zaysealy

Major: Communications ... Born May 8, 2007, in Fayetteville ... Son of Oscar Sealy and Jordan Gipson ... Parents played basketball at John Brown University. Has a brother, Tre Irvin, and a sister, Jada Irvin.

A consensus four-star that ranked as high as #68 by ESPN and was the consensus top-rated prospect for the 2025 class ... As a senior, tabbed the Northwest Arkansas Democrat-Gazette's Boys Basketball Player of the Year ... Averaged 17.6 points, 5.1 rebounds and 5.2 assists ... Led Springdale a 6A runner-up finish and 29-4 record ... Also named to the 2025 Arkansas Democrat-Gazette All-Arkansas Preps first team and Arkansas Activities Association 6A All-State team ... As a junior, named to the Arkansas Democrat-Gazette All-Arkansas Preps second team.

2025-26 HIGHLIGHTS:

- **SOUTHERN:** Scored 12 points in his collegiate debut, going 6-of-6 at the free throw line ... With that, it marked first time since freshmen became eligible in 1972-73 that **3 rookie Razorbacks debuted with 10+ points each in the same game** (Acuff 22, Thomas 21 and Sealy 12).
- **JSU:** 1 of 7 Hogs in double figures with 10 points, going 4-of-4 from the field and 2-of-2 at the line. ... Added four rebounds and two assists.
- **vs FRESNO ST:** Got extended minutes (10:08) and took advantage of it with 8 points (2-of-3 FG • 4-of-6 FT), 3 rebounds and two steals in 10:08 played



ISAIAH SEALY 2025-26 GAME STATS

| Opponent | Date | GS | Min | FG | FGA | Pct | 3FG | 3A | Pct | FT | FTA | Pct | O | D | Tot | Avg | PF | FO | A | TO | Blk | Stl | Pts | Avg |
|------------------|----------|-----|-----|----|-----|-------|-----|----|------|----|-----|-------|---|----|-----|-----|----|----|---|----|-----|-----|-----|------|
| SOUTHERN | 11/03/25 | | 17 | 3 | 6 | .500 | 0 | 1 | .000 | 6 | 6 | 1.000 | 1 | 2 | 3 | 3.0 | 2 | 0 | 2 | 0 | 0 | 1 | 12 | 12.0 |
| at Michigan St. | 11/08/25 | | 1 | 0 | 0 | .000 | 0 | 0 | .000 | 0 | 0 | .000 | 0 | 0 | 0 | 1.5 | 0 | 0 | 0 | 0 | 0 | 0 | 0 | 6.0 |
| CENTRAL ARKANSAS | 11/11/25 | | 14 | 1 | 5 | .200 | 0 | 2 | .000 | 4 | 5 | .800 | 1 | 5 | 6 | 3.0 | 4 | 0 | 2 | 0 | 0 | 1 | 6 | 6.0 |
| SAMFORD | 11/14/25 | | 2 | 0 | 1 | .000 | 0 | 1 | .000 | 1 | 2 | .500 | 0 | 0 | 0 | 2.3 | 0 | 0 | 0 | 0 | 0 | 1 | 1 | 4.8 |
| WINTHROP | 11/18/25 | DNP | | | | | | | | | | | | | | | | | | | | | | |
| JACKSON ST. | 11/21/25 | | 15 | 4 | 4 | 1.000 | 0 | 0 | .000 | 2 | 2 | 1.000 | 0 | 4 | 4 | 2.6 | 2 | 0 | 2 | 0 | 0 | 0 | 10 | 5.8 |
| vs Duke | 11/27/25 | DNP | | | | | | | | | | | | | | | | | | | | | | |
| LOUISVILLE | 12/03/25 | DNP | | | | | | | | | | | | | | | | | | | | | | |
| vs Fresno St. | 12/06/25 | | 10 | 2 | 3 | .667 | 0 | 1 | .000 | 4 | 6 | .667 | 1 | 2 | 3 | 2.7 | 1 | 0 | 0 | 0 | 0 | 2 | 8 | 6.2 |
| vs Texas Tech | 12/13/25 | DNP | | | | | | | | | | | | | | | | | | | | | | |
| QUEENS (NC) | 12/16/25 | | 7 | 0 | 1 | .000 | 0 | 0 | .000 | 0 | 0 | .000 | 0 | 1 | 1 | 2.4 | 2 | 0 | 0 | 1 | 1 | 0 | 0 | 5.3 |
| vs Houston | 12/20/25 | DNP | | | | | | | | | | | | | | | | | | | | | | |
| JAMES MADISON | 12/29/25 | | 6 | 0 | 0 | .000 | 0 | 0 | .000 | 2 | 2 | 1.000 | 0 | 2 | 2 | 2.4 | 1 | 0 | 1 | 0 | 0 | 0 | 2 | 4.9 |
| TENNESSEE | 01/03/26 | DNP | | | | | | | | | | | | | | | | | | | | | | |
| at Ole Miss | 01/07/26 | DNP | | | | | | | | | | | | | | | | | | | | | | |
| at Auburn | 01/10/26 | | 7 | 1 | 1 | 1.000 | 0 | 0 | .000 | 0 | 1 | .000 | 0 | 0 | 0 | 2.1 | 1 | 0 | 0 | 0 | 0 | 0 | 2 | 4.6 |
| SOUTH CAROLINA | 01/14/26 | | 2 | 0 | 1 | .000 | 0 | 1 | .000 | 0 | 0 | .000 | 0 | 1 | 1 | 2.0 | 0 | 0 | 0 | 0 | 0 | 0 | 0 | 4.1 |
| at Georgia | 01/17/26 | DNP | | | | | | | | | | | | | | | | | | | | | | |
| VANDERBILT | 01/20/26 | | 1 | 0 | 0 | .000 | 0 | 0 | .000 | 0 | 0 | .000 | 0 | 0 | 0 | 1.8 | 0 | 0 | 0 | 1 | 0 | 0 | 0 | 3.7 |
| LSU | 01/24/26 | DNP | | | | | | | | | | | | | | | | | | | | | | |
| at Oklahoma | 01/27/26 | DNP | | | | | | | | | | | | | | | | | | | | | | |
| KENTUCKY | 01/31/26 | | | | | | | | | | | | | | | | | | | | | | | |
| Totals | | 0 | 82 | 11 | 22 | .500 | 0 | 6 | .000 | 19 | 24 | .792 | 3 | 17 | 20 | 1.8 | 13 | 0 | 7 | 2 | 1 | 5 | 41 | 3.7 |

SEALY'S PERSONAL BESTS

POINTS

Career: 12 vs Southern (11/03/25)

SEC:

FG MADE

Career: 4 vs Jackson State (11/21/25)

SEC:

FG ATTEMPTED

Career: 6 vs Southern (11/03/25)

SEC:

3-POINT FG MADE

Career: -

SEC:

3-PT FG ATTEMPTS

Career: 1 vs Southern (11/03/25)

SEC:

FT MADE

Career: 6 vs Southern (11/03/25)

SEC:

FT ATTEMPTED

Career: 6 (2x) LAST vs Fresno St (12/06/25)

SEC:

REBOUNDS

Career: 6 vs UCA (11/11/25)

SEC:

ASSISTS

Career: 2 (3x) LAST vs Jackson State (11/21/25)

SEC:

STEALS

Career: 2 vs Fresno St (12/06/25)

SEC:

BLOCKED SHOTS

Career: -

SEC:

MINUTES

Career: 17:19 vs Southern (11/03/25)

SEC:

ISAIAH SEALY CAREER STATISTICS

| Year | GP | GS | Min | Avg | FG | FGA | Pct | 3FG | 3FGA | Pct | FT | FTA | Pct | Off | Def | Tot | Avg | PF | FO | Ast | TO | Blk | Stl | Pts | Avg |
|---------|----|----|-----|-----|----|-----|------|-----|------|------|----|-----|------|-----|-----|-----|-----|----|----|-----|----|-----|-----|-----|-----|
| 2025-26 | 11 | 0 | 82 | 7.5 | 11 | 22 | .500 | 0 | 6 | .000 | 19 | 24 | .792 | 3 | 17 | 20 | 1.8 | 13 | 0 | 7 | 2 | 1 | 5 | 41 | 3.7 |

6-4, 195, G, So. || Sun Valley, Calif. || Village Christian HS

2024-25: Played in four games and only shot attempt was a 2-pointer vs NC A&T.

2025-26: Had a rebound vs Southern (Nov '25) and an assists vs Jackson State (Nov. '25) ... **Scored his first collegiate points with a 3-pointer in the right corner vs Queens**



| Year | GP | GS | Min | Avg | FG | FGA | Pct | 3FG | 3FGA | Pct | FT | FTA | Pct | Off | Def | Tot | Avg | PF | FO | Ast | TO | Blk | Stl | Pts | Avg |
|---------|----|----|-----|-----|----|-----|------|-----|------|------|----|-----|-------|-----|-----|-----|-----|----|----|-----|----|-----|-----|-----|-----|
| 2024-25 | 4 | 0 | 5 | 1.3 | 0 | 1 | .000 | 0 | 0 | .000 | 0 | 0 | .000 | 0 | 0 | 0 | 0.0 | 1 | 0 | 0 | 0 | 0 | 0 | 0 | 0.0 |
| 2025-26 | 6 | 0 | 18 | 3.0 | 1 | 5 | .200 | 1 | 5 | .200 | 2 | 2 | 1.000 | 0 | 2 | 2 | 0.3 | 4 | 0 | 1 | 1 | 0 | 1 | 5 | 0.8 |
| TOTAL | 10 | 0 | 23 | 2.3 | 1 | 6 | .167 | 1 | 5 | .200 | 2 | 2 | 1.000 | 0 | 2 | 2 | 0.2 | 5 | 0 | 1 | 1 | 0 | 1 | 5 | 0.5 |

5-9, 180, G, Fr. || Pittsburgh, Pa. || Woodland Hills HS

Major: Communications ... Born May 22, 2006, in Pittsburgh, Pa. ... Son of Jerrid and Brown Has two sisters (Aubrey and Avla) and two brothers (Ashton and Kvere)

- Scored his first career point with a free throw versus Jackson State ... Made a free throw vs James Madison



| Year | GP | GS | Min | Avg | FG | FGA | Pct | 3FG | 3FGA | Pct | FT | FTA | Pct | Off | Def | Tot | Avg | PF | FO | Ast | TO | Blk | Stl | Pts | Avg |
|---------|----|----|-----|-----|----|-----|------|-----|------|------|----|-----|------|-----|-----|-----|-----|----|----|-----|----|-----|-----|-----|-----|
| 2025-26 | 6 | 0 | 10 | 1.7 | 0 | 3 | .000 | 0 | 1 | .000 | 1 | 4 | .250 | 0 | 0 | 0 | 0.0 | 0 | 0 | 0 | 0 | 0 | 0 | 1 | 0.2 |

5-10, 170, G, So. // Memphis, Tenn. // Northpoint (Miss.) Christian School

2024-25: Grabbed a rebound vs UMES and scored his first collegiate points versus NC A&T.


2025-26: Went 1-of-2 at the FT line .. Made a step-back 3-pointer (**his first career triple**) versus James Madison



| Year | GP | GS | Min | Avg | FG | FGA | Pct | 3FG | 3FGA | Pct | FT | FTA | Pct | Off | Def | Tot | Avg | PF | FO | Ast | TO | Blk | Stl | Pts | Avg |
|---------|----|----|-----|-----|----|-----|------|-----|------|-------|----|-----|------|-----|-----|-----|-----|----|----|-----|----|-----|-----|-----|-----|
| 2024-25 | 2 | 0 | 4 | 2.0 | 1 | 3 | .333 | 0 | 1 | .000 | 0 | 0 | .000 | 1 | 0 | 1 | 0.5 | 0 | 0 | 0 | 0 | 0 | 0 | 2 | 1.0 |
| 2025-26 | 6 | 0 | 9 | 1.5 | 1 | 2 | .500 | 1 | 1 | 1.000 | 1 | 2 | .500 | 0 | 0 | 0 | 0.0 | 0 | 0 | 0 | 0 | 0 | 0 | 4 | 0.7 |
| TOTAL | 8 | 0 | 13 | 1.6 | 2 | 5 | .400 | 1 | 2 | .500 | 1 | 2 | .500 | 1 | 0 | 1 | 0.1 | 0 | 0 | 0 | 0 | 0 | 0 | 6 | 0.8 |

7-0, 285, C, Fr. || Tuzla, Bosnia and Herzegovina

- Scored his first career points with a free throw versus Southern ... Was 1-of-2 at the line vs Jackson State and James Madison



| Year | GP | GS | Min | Avg | FG | FGA | Pct | 3FG | 3FGA | Pct | FT | FTA | Pct | Off | Def | Tot | Avg | PF | FO | Ast | TO | Blk | Stl | Pts | Avg |
|---------|----|----|-----|-----|----|-----|------|-----|------|------|----|-----|------|-----|-----|-----|-----|----|----|-----|----|-----|-----|-----|-----|
| 2025-26 | 5 | 0 | 13 | 2.6 | 0 | 0 | .000 | 0 | 0 | .000 | 3 | 6 | .500 | 1 | 0 | 1 | 0.2 | 3 | 0 | 0 | 3 | 1 | 1 | 3 | 0.6 |

6-7. 205. W. Fr. // Beirut, Lebanon

[illegible]

7-1. 225. W. Fr. // Luanda, Angola // West Oaks (Orlando, Fla.) Academy

- ESPN rated him as the #50 prospect in the nation for the 2025 class as well as the sixth-best center

[illegible]

ARKANSAS RAZORBACKS

2025-26 SEASON RESULTS & LEADERS

| RECORD: | OVERALL | HOME | AWAY | NEUTRAL |
|----------------|---------|------|------|---------|
| ALL GAMES | 16-6 | 12-1 | 2-3 | 2-2 |
| CONFERENCE | 6-3 | 4-1 | 2-2 | 0-0 |
| NON-CONFERENCE | 10-3 | 8-0 | 0-1 | 2-2 |

| DATE | TIME (CT) | R A N K | OPPONENT | TV | RESULT | ATTEND | RECORD | (SEC) | HIGH POINTS | HIGH REBOUNDS |
|-------------|-----------|---------|---------------------------------|------------------|----------|--------|--------|-------|---|--|
| 11/03/25 | 6:00 pm | 14/15 | -/- SOUTHERN | SEC Network | W 109-77 | 19200 | 1-0 | - | (25)Trevon Brazile | (11)Trevon Brazile |
| 11/08/25 | 6:00 pm | 14/15 | 22/21 at Michigan State | FOX | 66-69 L | 14797 | 1-1 | - | (16)Meleek Thomas (16)Darius Acuff Jr. | (7)Nick Pringle |
| 11/11/25 | 7:00 pm | 21/21 | -/- CENTRAL ARKANSAS | SEC Network Plus | W 93-56 | 19200 | 2-1 | - | (21)Darius Acuff jr. | (10)Karter Knox |
| 11/14/20 | 7:00 pm | 21/21 | -/- SAMFORD | SEC Network Plus | W 79-75 | 19200 | 3-1 | - | (20)Darius Acuff Jr. | (8)Meleek Thomas |
| 11/18/25 | 7:00 pm | 21/22 | -/- WINTHROP | SEC Network Plus | W 84-83 | 19200 | 4-1 | - | (26)Meleek Thomas | (8)Trevon Brazile |
| 11/21/25 | 7:00 pm | 21/22 | -/- JACKSON STATE | SEC Network Plus | W 115-61 | 19200 | 5-1 | - | (21)Malique Ewin | (10)Karter Knox |
| 11/27/25 | 7:00 pm | @ 22/21 | 4/4 vs Duke | CBS | 71-80 L | 10766 | 5-2 | - | (21)Darius Acuff Jr. | (11)Trevon Brazile |
| 12/03/25 | 6:00 pm | % 25/23 | 6/6 LOUISVILLE | ESPN | W 89-80 | 19200 | 6-2 | - | (21)Trevon Brazile | (9)Malique Ewin |
| 12/06/25 | 3:00 pm | & 25/23 | -/- vs FRESNO STATE | SEC Network Plus | W 82-58 | 11534 | 7-2 | - | (18)Darius Acuff Jr. | (7)Nick Pringle |
| 12/13/25 | 11:00 am | + 17/17 | 16/16 vs TEXAS TECH | ESPN2 | W 93-86 | 8277 | 8-2 | - | (24)Trevon Brazile | (10)Trevon Brazile |
| 12/16/25 | 8:00 pm | 17/17 | -/- QUEENS | SEC Network | W 108-80 | 19200 | 9-2 | - | (26)Trevon Brazile | (7)Nick Pringle |
| 12/20/25 | 4:30 pm | ! 14/14 | 8/8 vs Houston | CBS | 85-94 L | 6246 | 9-3 | - | (27)Darius Acuff Jr. | (9)Malique Ewin |
| 12/29/25 | 7:00 pm | 18/18 | -/- JAMES MADISON | SEC Network Plus | W 103-74 | 19200 | 10-3 | - | (28)Meleek Thomas | (9)Malique Ewin |
| 01/03/26 | 2:00 pm | * 18/18 | 19/20 TENNESSEE | ESPN2 | W 86-75 | 19200 | 11-3 | 1-0 | (29)Darius Acuff Jr. | (7)Karter Knox (7)Trevon Brazile |
| 01/07/26 | 8:00 pm | * 15/15 | -/- at Ole Miss | SEC Network | W 94-87 | 8012 | 12-3 | 2-0 | (26)Darius Acuff Jr. | (6)Billy Richmond III (6)Trevon Brazile (6)Karter Knox |
| 01/10/26 | 5:00 pm | * 15/15 | rv/- at Auburn | ESPN | 73-95 L | 9121 | 12-4 | 2-1 | (19)Darius Acuff Jr. | (12)Malique Ewin |
| 01/14/26 | 8:00 pm | * 17/17 | -/- SOUTH CAROLINA | SEC Network | W 108-74 | 19200 | 13-4 | 3-1 | (21)Meleek Thomas | (7)Nick Pringle |
| 01/17/26 | 3:00 pm | * 17/17 | 21/22 at Georgia | ESPN2 | 76-90 L | 10523 | 13-5 | 3-2 | (20)Darius Acuff Jr. | (8)Billy Richmond III |
| 01/20/26 | 8:00 pm | * 20/20 | 15/14 VANDERBILT | ESPN | W 93-68 | 19200 | 14-5 | 4-2 | (17)Darius Acuff Jr. | (14)Trevon Brazile |
| 01/24/26 | 7:30 pm | * 20/20 | -/- LSU | SEC Network | W 85-81 | 19200 | 15-5 | 5-2 | (31)Darius Acuff Jr. | (7)Trevon Brazile |
| 01/27/26 | 6:00 pm | * 15/16 | -/- at Oklahoma | ESPN | W 83-79 | 9641 | 16-5 | 6-2 | (21)Darius Acuff Jr. | (7)Trevon Brazile |
| 01/31/26 | 5:30 pm | * 15/16 | rv/rv KENTUCKY | ESPN | 77-85 L | 19200 | 16-6 | 6-3 | (22)Darius Acuff Jr. | (8)Trevon Brazile |
| 02/07/26 | 11:00 am | * 21/21 | -/- at Mississippi State | ESPN2 | | | | | | |
| 02/10/26 | 8:00 pm | * | at LSU | SEC Network | | | | | | |
| 02/14/26 | 7:30 pm | * | AUBURN | ESPN/2 | | | | | | |
| 02/18/26 | 6:00 pm | * | at Alabama | ESPN/2/U | | | | | | |
| 02/21/26 | 3/3:30 pm | * | MISSOURI | ESPN/2 | | | | | | |
| 02/25/26 | 8:00 pm | * | TEXAS A&M | ESPN/2/U | | | | | | |
| 02/28/26 | 7:30 pm | * | at Florida | ESPN/2 | | | | | | |
| 03/04/26 | 6:00 pm | * | TEXAS | ESPN/2/U | | | | | | |
| 03/07/25 | 11:00 am | * | at Missouri | ESPN/2/U | | | | | | |
| 03/11-15/26 | | ^ | SEC Tournament | | | | | | | |
| 03/19-22/26 | | | NCAA Championship 1st & 2nd Rds | | | | | | | |
| 03/26-29/26 | | | NCAA Championship Regionals | | | | | | | |
| 04/4 & 6/26 | | | NCAA Final Four & Championship | | | | | | | |

Home Games in CAPS | * - Southeastern Conference game | @ - CBS Thanksgiving Classic (Chicago - United Center) | % - SEC/ACC Challenge | & - at North Little Rock (Simmons Bank Arena) |
+ Revocruit Rematch (Dallas - American Airlines Center) | ! - Never Forget Classic (Newark - Prudential Center) | ^ - SEC Tournament (Nashville - Bridgestone Arena)

| ATTENDANCE SUMMARY | GAMES | TOTALS | AVG/GAME |
|--------------------|-------|--------|----------|
| HOME | 13 | 250000 | 19231 |
| AWAY | 5 | 50579 | 10116 |
| NEUTRAL | 4 | 36823 | 9206 |
| TOTAL | 22 | 338917 | 15405 |

ARKANSAS RAZORBACKS

2025-26 COMBINED REPORT

| RECORD: | OVERALL | HOME | AWAY | NEUTRAL |
|----------------|---------|------|------|---------|
| ALL GAMES | 16-6 | 12-1 | 2-3 | 2-2 |
| CONFERENCE | 6-3 | 4-1 | 2-2 | 0-0 |
| NON-CONFERENCE | 10-3 | 8-0 | 0-1 | 2-2 |

| # | Player | GPGS | Min | Avg | • TOTAL • | | | • 3-PTS • | | | | | | • REBOUNDS • | | | | PF FO | | A TO Blk St | | | | Pts Avg | | | | | |
|----------------|--------------------|------|-----|-----|-----------|-----|------|-----------|-----|-----|-------|-----|-----|--------------|-----|-----|-----|--------------|-----|-------------|-----|-----|-----|---------|------|------|-----|-----|--|
| | | | | | FG | FGA | Pct | 3FG | FGA | Pct | | | | FT | FTA | Pct | Off | | | | | | | | | Def | Tot | Avg | |
| 5 | Darius Acuff Jr. | 22 | 22 | 740 | 33.6 | 160 | 326 | .491 | 49 | 120 | .408 | 78 | 101 | .772 | 10 | 53 | 63 | 2.9 | 36 | 0 | 137 | 45 | 10 | 18 | 447 | 20.3 | | | |
| 1 | Meleek Thomas | 22 | 6 | 598 | 27.2 | 115 | 272 | .423 | 51 | 130 | .392 | 48 | 57 | .842 | 20 | 55 | 75 | 3.4 | 44 | 0 | 60 | 21 | 2 | 31 | 329 | 15.0 | | | |
| 7 | Trevon Brazile | 21 | 20 | 607 | 28.9 | 92 | 170 | .541 | 25 | 64 | .391 | 52 | 71 | .732 | 27 | 118 | 145 | 6.9 | 37 | 1 | 29 | 25 | 27 | 32 | 261 | 12.4 | | | |
| 12 | Malique Ewin | 22 | 1 | 398 | 18.1 | 75 | 122 | .615 | 2 | 3 | .667 | 66 | 93 | .710 | 53 | 56 | 109 | 5.0 | 46 | 1 | 18 | 26 | 21 | 14 | 218 | 9.9 | | | |
| 24 | Billy Richmond III | 22 | 4 | 491 | 22.3 | 73 | 130 | .562 | 8 | 33 | .242 | 34 | 45 | .756 | 29 | 51 | 80 | 3.6 | 47 | 1 | 36 | 25 | 13 | 18 | 188 | 8.5 | | | |
| 11 | Karter Knox | 21 | 18 | 479 | 22.8 | 64 | 137 | .467 | 26 | 67 | .388 | 23 | 31 | .742 | 28 | 70 | 98 | 4.7 | 43 | 0 | 24 | 22 | 12 | 15 | 177 | 8.4 | | | |
| 21 | D.J. Wagner | 22 | 18 | 517 | 23.5 | 55 | 134 | .410 | 24 | 70 | .343 | 28 | 37 | .757 | 0 | 27 | 27 | 1.2 | 36 | 0 | 54 | 15 | 8 | 22 | 162 | 7.4 | | | |
| 23 | Nick Pringle | 22 | 21 | 438 | 19.9 | 42 | 61 | .689 | 0 | 0 | .000 | 32 | 49 | .653 | 39 | 53 | 92 | 4.2 | 51 | 2 | 15 | 19 | 9 | 9 | 116 | 5.3 | | | |
| 30 | Isaiah Sealy | 11 | 0 | 82 | 7.5 | 11 | 22 | .500 | 0 | 6 | .000 | 19 | 24 | .792 | 3 | 17 | 20 | 1.8 | 13 | 0 | 7 | 2 | 1 | 5 | 41 | 3.7 | | | |
| 0 | Jaden Karuletwa | 6 | 0 | 18 | 3.0 | 1 | 5 | .200 | 1 | 5 | .200 | 2 | 2 | 1.000 | 0 | 2 | 2 | 0.3 | 4 | 0 | 1 | 1 | 0 | 1 | 5 | 0.8 | | | |
| 14 | Ayden Kelley | 6 | 0 | 9 | 1.5 | 1 | 2 | .500 | 1 | 1 | 1.000 | 1 | 2 | .500 | 0 | 0 | 0 | 0.0 | 0 | 0 | 0 | 0 | 0 | 0 | 4 | 0.7 | | | |
| 15 | Elmir Dzafic | 5 | 0 | 13 | 2.6 | 0 | 0 | .000 | 0 | 0 | .000 | 3 | 6 | .500 | 1 | 0 | 1 | 0.2 | 3 | 0 | 0 | 3 | 1 | 1 | 3 | 0.6 | | | |
| 2 | Amere Brown | 6 | 0 | 10 | 1.7 | 0 | 3 | .000 | 0 | 1 | .000 | 1 | 4 | .250 | 0 | 0 | 0 | 0.0 | 0 | 0 | 0 | 0 | 0 | 0 | 1 | 0.2 | | | |
| TEAM..... | | | | | | | | | | | | | | | | | | 34 52 86 3.9 | | | | 0 | | 4 | | | | 0 | |
| ARKANSAS..... | | 22 | | | | 689 | 1384 | .498 | 187 | 500 | .374 | 387 | 522 | .741 | 244 | 554 | 798 | 36.3 | 360 | 5 | 381 | 208 | 104 | 166 | 1952 | 88.7 | | | |
| Opponents..... | | 22 | | | | 617 | 1395 | .442 | 184 | 579 | .318 | 289 | 408 | .708 | 251 | 501 | 752 | 34.2 | 401 | 4 | 318 | 262 | 60 | 117 | 1707 | 77.6 | | | |

Team Statistics

| | ARK | OPP |
|------------------------|-----------------|-----------------|
| SCORING | 1952 | 1707 |
| Points per game | 88.7 | 77.6 |
| Scoring margin | +11.1 | - |
| FIELD GOALS-ATT | 689-1384 | 617-1395 |
| Field goal pct | .498 | .442 |
| 3 POINT FG-ATT | 187-500 | 184-579 |
| 3-point FG pct | .374 | .318 |
| 3-pt FG made per game | 8.5 | 8.4 |
| FREE THROWS-ATT | 387-522 | 289-408 |
| Free throw pct | .741 | .708 |
| F-Throws made per game | 17.6 | 13.1 |
| REBOUNDS | 798 | 752 |
| Rebounds per game | 36.3 | 34.2 |
| Rebounding margin | +2.1 | - |
| ASSISTS | 381 | 318 |
| Assists per game | 17.3 | 14.5 |
| TURNOVERS | 208 | 262 |
| Turnovers per game | 9.5 | 11.9 |
| Turnover margin | +2.5 | - |
| Assist/turnover ratio | 1.8 | 1.2 |
| STEALS | 166 | 117 |
| Steals per game | 7.5 | 5.2 |
| BLOCKS | 104 | 60 |
| Blocks per game | 4.7 | 2.7 |
| ATTENDANCE | 250000 | 88917 |
| Home games-Avg/Game | 13-19231 | 5-10419 |
| Neutral site-Avg/Game | - | 4-9206 |

| | | | |
|--------------------------|------------|------------|--------------|
| SCORE BY PERIODS: | 1st | 2nd | Total |
| Arkansas | 935 | 1017 | 1952 |
| Opponents | 815 | 892 | 1707 |

| Date | Ark. Rank | Opp Rank | Opponent | Result | Score | Attend |
|------------------------------|-----------|----------|----------------------|--------|--------|--------|
| 11/03/25 | 14/15 | -/- | SOUTHERN | W | 109-77 | 19200 |
| 11/08/25 | 14/15 | 22/21 | at Michigan State | L | 66-69 | 14797 |
| 11/11/25 | 21/21 | -/- | CENTRAL ARKANSAS | W | 93-56 | 19200 |
| 11/14/25 | 21/21 | -/- | SAMFORD | W | 79-75 | 19200 |
| 11/18/25 | 21/22 | -/- | WINTHROP | W | 84-83 | 19200 |
| 11/21/25 | 21/21 | -/- | JACKSON STATE | W | 115-61 | 19200 |
| @ 11/27/25 | 22/21 | 4/4 | vs Duke | L | 71-80 | 10766 |
| % 12/03/25 | 25/23 | 6/6 | LOUISVILLE | W | 89-80 | 19600 |
| & 12/06/25 | 25/23 | -/- | vs FRESNO STATE | W | 82-58 | 11534 |
| + 12/13/25 | 17/17 | 16/16 | vs Texas Tech | W | 93-86 | 8277 |
| 12/16/25 | 14/14 | -/- | QUEENS | W | 108-80 | 19200 |
| ! 12/20/25 | 14/14 | 8/8 | vs Houston | L | 85-94 | 6246 |
| 12/29/25 | 18/18 | -/- | JAMES MADISON | W | 103-74 | 19200 |
| * 01/03/26 | 18/18 | 19/20 | TENNESSEE | W | 86-75 | 19200 |
| * 01/07/26 | 15/15 | -/- | at Ole Miss | W | 94-87 | 8012 |
| * 01/10/26 | 15/15 | rv/- | at Auburn | L | 73-95 | 9121 |
| * 01/14/26 | 17/17 | -/- | SOUTH CAROLINA | W | 108-74 | 19200 |
| * 01/17/26 | 17/17 | 21/22 | at Georgia | L | 76-90 | 10523 |
| * 01/20/26 | 20/20 | 15/14 | VANDERBILT | W | 93-68 | 19200 |
| * 01/24/26 | 20/20 | -/- | LSU | W | 85-81 | 19200 |
| * 01/27/26 | 15/16 | -/- | at Oklahoma | W | 83-79 | 9641 |
| * 01/31/26 | 15/16 | rv/rv | KENTUCKY | L | 77-85 | 19200 |
| * 02/07/26 | 21/21 | -/- | at Mississippi State | | | |
| * 02/10/26 | | | at LSU | | | |
| * 02/14/26 | | | AUBURN | | | |
| * 02/18/26 | | | at Alabama | | | |
| * 02/21/26 | | | MISSOURI | | | |
| * 02/25/26 | | | TEXAS A&M | | | |
| * 02/28/26 | | | at Florida | | | |
| * 03/04/26 | | | TEXAS | | | |
| * 03/07/26 | | | at Missouri | | | |
| ^ 03/11-12/26 SEC Tournament | | | | | | |

* = SEC game || Home Games in CAPS || @ - CBS Thanksgiving Classic (Chicago - United Center) || % - SEC/ACC Challenge || & - at North Little Rock (Simmons Bank Arena) || + Revocruit Rematch (Dallas - American Airlines Center) || ! - Never Forget Classic (Newark - Prudential Center) || ^ - SEC Tournament (Nashville - Bridgestone Arena)

ARKANSAS RAZORBACKS

2025-26 SEASON STATISTICS • ALL GAMES



| | | | | |
|----------------|---------|------|------|---------|
| RECORD: | OVERALL | HOME | AWAY | NEUTRAL |
| ALL GAMES | 16-6 | 12-1 | 2-3 | 2-2 |
| CONFERENCE | 6-3 | 4-1 | 2-2 | 0-0 |
| NON-CONFERENCE | 10-3 | 8-0 | 0-1 | 2-2 |

| # | Player | GPGS | | | • TOTAL • | | | • 3-PTS • | | | | | | • REBOUNDS • | | | | | | | | | | | | |
|----------------|--------------------|-------|-----|------|-----------|------|------|-----------|-----|-------|-----|-----|-------|--------------|-----|-----|------|-----|----|-----|-----|-----|-----|------|------|--|
| | | | Min | Avg | FG | FGA | Pct | 3FG | FGA | Pct | FT | FTA | Pct | Off | Def | Tot | Avg | PF | FO | A | TO | Blk | St | Pts | Avg | |
| 5 | Darius Acuff Jr. | 22 22 | 740 | 33.6 | 160 | 326 | .491 | 49 | 120 | .408 | 78 | 101 | .772 | 10 | 53 | 63 | 2.9 | 36 | 0 | 137 | 45 | 10 | 18 | 447 | 20.3 | |
| 1 | Meleek Thomas | 22 6 | 598 | 27.2 | 115 | 272 | .423 | 51 | 130 | .392 | 48 | 57 | .842 | 20 | 55 | 75 | 3.4 | 44 | 0 | 60 | 21 | 2 | 31 | 329 | 15.0 | |
| 7 | Trevon Brazile | 21 20 | 607 | 28.9 | 92 | 170 | .541 | 25 | 64 | .391 | 52 | 71 | .732 | 27 | 118 | 145 | 6.9 | 37 | 1 | 29 | 25 | 27 | 32 | 261 | 12.4 | |
| 12 | Malique Ewin | 22 1 | 398 | 18.1 | 75 | 122 | .615 | 2 | 3 | .667 | 66 | 93 | .710 | 53 | 56 | 109 | 5.0 | 46 | 1 | 18 | 26 | 21 | 14 | 218 | 9.9 | |
| 24 | Billy Richmond III | 22 4 | 491 | 22.3 | 73 | 130 | .562 | 8 | 33 | .242 | 34 | 45 | .756 | 29 | 51 | 80 | 3.6 | 47 | 1 | 36 | 25 | 13 | 18 | 188 | 8.5 | |
| 11 | Karter Knox | 21 18 | 479 | 22.8 | 64 | 137 | .467 | 26 | 67 | .388 | 23 | 31 | .742 | 28 | 70 | 98 | 4.7 | 43 | 0 | 24 | 22 | 12 | 15 | 177 | 8.4 | |
| 21 | D.J. Wagner | 22 18 | 517 | 23.5 | 55 | 134 | .410 | 24 | 70 | .343 | 28 | 37 | .757 | 0 | 27 | 27 | 1.2 | 36 | 0 | 54 | 15 | 8 | 22 | 162 | 7.4 | |
| 23 | Nick Pringle | 22 21 | 438 | 19.9 | 42 | 61 | .689 | 0 | 0 | .000 | 32 | 49 | .653 | 39 | 53 | 92 | 4.2 | 51 | 2 | 15 | 19 | 9 | 9 | 116 | 5.3 | |
| 30 | Isaiah Sealy | 11 0 | 82 | 7.5 | 11 | 22 | .500 | 0 | 6 | .000 | 19 | 24 | .792 | 3 | 17 | 20 | 1.8 | 13 | 0 | 7 | 2 | 1 | 5 | 41 | 3.7 | |
| 0 | Jaden Karuletwa | 6 0 | 18 | 3.0 | 1 | 5 | .200 | 1 | 5 | .200 | 2 | 2 | 1.000 | 0 | 2 | 2 | 0.3 | 4 | 0 | 1 | 1 | 0 | 1 | 5 | 0.8 | |
| 14 | Ayden Kelley | 6 0 | 9 | 1.5 | 1 | 2 | .500 | 1 | 1 | 1.000 | 1 | 2 | .500 | 0 | 0 | 0 | 0.0 | 0 | 0 | 0 | 0 | 0 | 0 | 4 | 0.7 | |
| 15 | Elmir Dzafic | 5 0 | 13 | 2.6 | 0 | 0 | .000 | 0 | 0 | .000 | 3 | 6 | .500 | 1 | 0 | 1 | 0.2 | 3 | 0 | 0 | 3 | 1 | 1 | 3 | 0.6 | |
| 2 | Amere Brown | 6 0 | 10 | 1.7 | 0 | 3 | .000 | 0 | 1 | .000 | 1 | 4 | .250 | 0 | 0 | 0 | 0.0 | 0 | 0 | 0 | 0 | 0 | 0 | 1 | 0.2 | |
| TEAM..... | | | | | | | | | | | | | | 34 | 52 | 86 | 3.9 | 0 | | | 4 | | | 0 | | |
| ARKANSAS..... | | 22 | | | 689 | 1384 | .498 | 187 | 500 | .374 | 387 | 522 | .741 | 244 | 554 | 798 | 36.3 | 360 | 5 | 381 | 208 | 104 | 166 | 1952 | 88.7 | |
| Opponents..... | | 22 | | | 617 | 1395 | .442 | 184 | 579 | .318 | 289 | 408 | .708 | 251 | 501 | 752 | 34.2 | 401 | 4 | 318 | 262 | 60 | 117 | 1707 | 77.6 | |

| | | | |
|-------------------|-----|------|-------|
| SCORE BY PERIODS: | 1st | 2nd | Total |
| Arkansas | 935 | 1017 | 1952 |
| Opponents | 815 | 892 | 1707 |

| | | | |
|--------------------|-----|-----|-------|
| DEADBALL REBOUNDS: | OFF | DEF | TOTAL |
| Arkansas | 81 | 14 | 95 |
| Opponents | 78 | 4 | 82 |

ARKANSAS RAZORBACKS

2025-26 STATISTICS • SEC GAMES ONLY



| | | | |
|---------|---------|------|------|
| RECORD: | OVERALL | HOME | AWAY |
| SEC | 6-3 | 4-1 | 2-2 |

| # | Player | GPGS | Min Avg | | • TOTAL • | | | • 3-PTS • | | | | • REBOUNDS • | | | | | | | | | | | Pts Avg | | | |
|-----------------|--------------------|------|---------|-----|-----------|-----|-----|-----------|-----|-----|------|--------------|-----|------|-----|-----|-----|------|-----|---|-----|-----|---------|----|-----|------|
| | | | | | FG | FGA | Pct | 3FG | FGA | Pct | FT | FTA | Pct | Off | Def | Tot | Avg | PF | FO | A | TO | Blk | | | St | |
| 5 | Darius Acuff Jr. | 9 | 9 | 318 | 35.3 | 72 | 148 | .486 | 18 | 50 | .360 | 41 | 50 | .820 | 3 | 20 | 23 | 2.6 | 14 | 0 | 57 | 20 | 5 | 7 | 203 | 22.6 |
| 1 | Meleek Thomas | 9 | 4 | 253 | 28.1 | 51 | 106 | .481 | 19 | 40 | .475 | 10 | 12 | .833 | 5 | 23 | 28 | 3.1 | 21 | 0 | 22 | 8 | 1 | 14 | 131 | 14.6 |
| 12 | Malique Ewin | 9 | 0 | 186 | 20.7 | 35 | 60 | .583 | 1 | 2 | .500 | 34 | 47 | .723 | 22 | 27 | 49 | 5.4 | 21 | 1 | 9 | 14 | 10 | 5 | 105 | 11.7 |
| 7 | Trevon Brazile | 9 | 9 | 285 | 31.7 | 37 | 69 | .536 | 9 | 27 | .333 | 14 | 24 | .583 | 10 | 51 | 61 | 6.8 | 17 | 1 | 16 | 10 | 9 | 15 | 97 | 10.8 |
| 24 | Billy Richmond III | 9 | 2 | 205 | 22.8 | 30 | 55 | .545 | 1 | 11 | .091 | 11 | 15 | .733 | 10 | 22 | 32 | 3.6 | 21 | 0 | 13 | 8 | 6 | 9 | 72 | 8.0 |
| 11 | Karter Knox | 9 | 7 | 194 | 21.6 | 27 | 55 | .491 | 9 | 31 | .290 | 6 | 10 | .600 | 14 | 23 | 37 | 4.1 | 18 | 0 | 6 | 6 | 6 | 4 | 69 | 7.7 |
| 23 | Nick Pringle | 9 | 9 | 166 | 18.4 | 18 | 26 | .692 | 0 | 0 | .000 | 13 | 17 | .765 | 15 | 10 | 25 | 2.8 | 22 | 0 | 5 | 10 | 3 | 3 | 49 | 5.4 |
| 21 | D.J. Wagner | 9 | 5 | 171 | 19.0 | 17 | 44 | .386 | 5 | 22 | .227 | 8 | 10 | .800 | 0 | 11 | 11 | 1.2 | 15 | 0 | 17 | 5 | 3 | 6 | 47 | 5.2 |
| 30 | Isaiah Sealy | 3 | 0 | 10 | 3.3 | 1 | 2 | .500 | 0 | 1 | .000 | 0 | 1 | .000 | 0 | 1 | 1 | 0.3 | 1 | 0 | 0 | 1 | 0 | 0 | 2 | 0.7 |
| 15 | Elmir Dzafic | 2 | 0 | 3 | 1.5 | 0 | 0 | .000 | 0 | 0 | .000 | 0 | 0 | .000 | 0 | 0 | 0 | 0.0 | 1 | 0 | 0 | 0 | 1 | 0 | 0 | 0.0 |
| 0 | Jaden Karulewa | 2 | 0 | 3 | 1.5 | 0 | 1 | .000 | 0 | 1 | .000 | 0 | 0 | .000 | 0 | 0 | 0 | 0.0 | 0 | 0 | 0 | 1 | 0 | 0 | 0 | 0.0 |
| 2 | Amere Brown | 2 | 0 | 3 | 1.5 | 0 | 1 | .000 | 0 | 0 | .000 | 0 | 0 | .000 | 0 | 0 | 0 | 0.0 | 0 | 0 | 0 | 0 | 0 | 0 | 0 | 0.0 |
| 14 | Ayden Kelley | 2 | 0 | 3 | 1.5 | 0 | 1 | .000 | 0 | 0 | .000 | 0 | 0 | .000 | 0 | 0 | 0 | 0.0 | 0 | 0 | 0 | 0 | 0 | 0 | 0 | 0.0 |
| TEAM..... | | | | | | | | | | | | | | | 17 | 20 | 37 | 4.1 | 0 | | | 1 | | | 0 | |
| RAZORBACKS..... | | 9 | | | | 288 | 568 | .507 | 62 | 185 | .335 | 137 | 186 | .737 | 96 | 208 | 304 | 33.8 | 151 | 2 | 145 | 84 | 44 | 63 | 775 | 86.1 |
| Opponents..... | | 9 | | | | 263 | 550 | .478 | 71 | 210 | .338 | 137 | 184 | .745 | 93 | 204 | 297 | 33.0 | 151 | 0 | 130 | 105 | 32 | 59 | 734 | 81.6 |

| | | | |
|-------------------|-----|-----|-------|
| SCORE BY PERIODS: | 1st | 2nd | Total |
| Arkansas | 353 | 422 | 775 |
| Opponents | 362 | 372 | 734 |

| | | | |
|--------------------|-----|-----|-------|
| DEADBALL REBOUNDS: | OFF | DEF | TOTAL |
| Arkansas | 28 | 1 | 29 |
| Opponents | 32 | 1 | 33 |

2025-26 RAZORBACK GAME-BY-GAME STATISTICS

| Opponent | Date | Score | W/L | • TOTAL • | | | • 3-PTRS • | | | FT FTA Pct | | | • REBOUNDS • | | | | PF | A TO Blk Stl | | | | Pts | Avg |
|------------------|----------|--------|-----|-----------|------|------|------------|-----|------|------------|-----|------|--------------|-----|-----|------|-----|--------------|-----|-----|-----|------|-------|
| | | | | FG | FGA | Pct | 3FG | FGA | Pct | | | | Off | Def | Tot | Avg | | | | | | | |
| SOUTHERN | 11/03/25 | 109-77 | W | 37 | 73 | .507 | 10 | 28 | .357 | 25 | 29 | .862 | 14 | 31 | 45 | 45.0 | 18 | 23 | 9 | 4 | 10 | 109 | 109.0 |
| at Michigan St. | 11/08/25 | 66-69 | L | 22 | 56 | .393 | 7 | 28 | .250 | 15 | 23 | .652 | 13 | 20 | 33 | 39.0 | 21 | 16 | 14 | 6 | 11 | 66 | 87.5 |
| CENTRAL ARKANSAS | 11/11/25 | 93-56 | W | 31 | 63 | .492 | 13 | 34 | .382 | 18 | 22 | .818 | 8 | 41 | 49 | 42.3 | 17 | 17 | 8 | 2 | 5 | 93 | 89.3 |
| SAMFORD | 11/14/25 | 79-75 | W | 28 | 62 | .452 | 6 | 17 | .353 | 17 | 22 | .773 | 9 | 29 | 38 | 41.2 | 14 | 13 | 9 | 4 | 5 | 79 | 86.8 |
| WINTHROP | 11/18/25 | 84-83 | W | 29 | 58 | .500 | 6 | 17 | .353 | 20 | 22 | .909 | 7 | 26 | 33 | 39.6 | 13 | 13 | 9 | 8 | 5 | 84 | 86.2 |
| JACKSON ST. | 11/21/25 | 115-61 | W | 39 | 61 | .639 | 9 | 18 | .500 | 28 | 36 | .778 | 9 | 29 | 38 | 39.3 | 15 | 24 | 6 | 7 | 14 | 115 | 91.0 |
| vs Duke | 11/27/25 | 71-80 | L | 26 | 64 | .406 | 10 | 30 | .333 | 9 | 11 | .818 | 10 | 19 | 29 | 37.9 | 18 | 17 | 12 | 3 | 8 | 71 | 88.1 |
| LOUISVILLE | 12/03/25 | 89-80 | W | 28 | 67 | .418 | 6 | 18 | .333 | 27 | 35 | .771 | 18 | 28 | 46 | 38.9 | 15 | 14 | 10 | 3 | 5 | 89 | 88.2 |
| vs Fresno St. | 12/06/25 | 82-58 | W | 30 | 66 | .455 | 11 | 30 | .367 | 11 | 17 | .647 | 10 | 29 | 39 | 38.9 | 15 | 18 | 8 | 5 | 11 | 82 | 87.6 |
| vs Texas Tech | 12/13/25 | 93-86 | W | 33 | 63 | .524 | 10 | 19 | .526 | 17 | 26 | .654 | 16 | 24 | 40 | 39.0 | 15 | 18 | 7 | 6 | 6 | 93 | 88.1 |
| QUEENS (NC) | 12/16/25 | 108-80 | W | 36 | 64 | .563 | 14 | 28 | .500 | 22 | 27 | .815 | 10 | 23 | 33 | 38.5 | 15 | 26 | 14 | 2 | 13 | 108 | 89.9 |
| vs Houston | 12/20/25 | 85-94 | L | 28 | 57 | .491 | 8 | 20 | .400 | 21 | 35 | .600 | 12 | 22 | 34 | 38.1 | 18 | 13 | 12 | 4 | 3 | 85 | 89.5 |
| JAMES MADISON | 12/29/25 | 103-74 | W | 34 | 62 | .548 | 15 | 28 | .536 | 20 | 31 | .645 | 12 | 25 | 37 | 38.0 | 15 | 24 | 6 | 6 | 7 | 103 | 90.5 |
| TENNESSEE | 01/03/26 | 86-75 | W | 25 | 59 | .424 | 7 | 23 | .304 | 29 | 33 | .879 | 12 | 24 | 36 | 37.9 | 16 | 7 | 14 | 10 | 8 | 86 | 90.2 |
| at Ole Miss | 01/07/26 | 94-87 | W | 31 | 60 | .517 | 10 | 24 | .417 | 22 | 30 | .733 | 14 | 23 | 37 | 37.8 | 16 | 19 | 11 | 2 | 7 | 94 | 90.5 |
| at Auburn | 01/10/26 | 73-95 | L | 25 | 58 | .431 | 8 | 21 | .381 | 15 | 21 | .714 | 8 | 20 | 28 | 37.2 | 18 | 9 | 11 | 3 | 7 | 73 | 89.4 |
| SOUTH CAROLINA | 01/14/26 | 108-74 | W | 43 | 73 | .589 | 8 | 21 | .381 | 14 | 17 | .824 | 12 | 24 | 36 | 37.1 | 12 | 27 | 4 | 8 | 12 | 108 | 90.5 |
| at Georgia | 01/17/26 | 76-90 | L | 29 | 72 | .403 | 5 | 21 | .238 | 13 | 16 | .813 | 16 | 27 | 43 | 37.4 | 17 | 13 | 18 | 8 | 11 | 76 | 89.7 |
| VANDERBILT | 01/20/26 | 93-68 | W | 37 | 64 | .578 | 9 | 22 | .409 | 10 | 12 | .833 | 10 | 29 | 39 | 37.5 | 15 | 25 | 7 | 4 | 5 | 93 | 89.8 |
| LSU | 01/24/26 | 85-81 | W | 34 | 60 | .567 | 10 | 22 | .455 | 7 | 18 | .389 | 8 | 20 | 28 | 37.0 | 20 | 18 | 8 | 3 | 7 | 85 | 89.6 |
| at Oklahoma | 01/27/26 | 83-79 | W | 35 | 63 | .556 | 2 | 17 | .118 | 11 | 13 | .846 | 7 | 24 | 31 | 36.8 | 13 | 17 | 6 | 3 | 4 | 83 | 89.3 |
| KENTUCKY | 01/31/26 | 77-85 | L | 29 | 59 | .492 | 3 | 14 | .214 | 16 | 26 | .615 | 9 | 17 | 26 | 36.3 | 24 | 10 | 5 | 3 | 2 | 77 | 88.7 |
| Arkansas | | 1952 | | 689 | 1384 | .498 | 187 | 500 | .374 | 387 | 522 | .741 | 244 | 554 | 798 | 36.3 | 360 | 381 | 208 | 104 | 166 | 1952 | 88.7 |
| Opponents | | 1707 | | 617 | 1395 | .442 | 184 | 579 | .318 | 289 | 408 | .708 | 251 | 501 | 752 | 34.2 | 401 | 318 | 262 | 60 | 117 | 1707 | 77.6 |

Games played: 22

Points/game: 88.7

FG Pct: 49.8

3FG Pct: 37.4

FT Pct: 74.1

Rebounds/game: 36.3

Assists/game: 17.3

Turnovers/game: 9.5

Assist/turnover ratio: 1.8

Steals/game: 7.5

Blocks/game: 4.7

2025-26 OPPONENT GAME-BY-GAME STATISTICS

| Opponent | Date | Score | W/L | • TOTAL • | | | • 3-PTRS • | | | | | | | • REBOUNDS • | | | | PF | | | | | | | |
|------------------|----------|--------|-----|-----------|------|------|------------|-----|------|-----|-----|------|-----|--------------|-----|------|-----|-----|-----|-----|-----|------|------|--|--|
| | | | | FG | FGA | Pct | 3FG | FGA | Pct | FT | FTA | Pct | Off | Def | Tot | Avg | A | | TO | Blk | Stl | Pts | Avg | | |
| SOUTHERN | 11/03/25 | 109-77 | W | 27 | 69 | .391 | 12 | 27 | .444 | 11 | 24 | .458 | 12 | 25 | 37 | 37.0 | 20 | 10 | 12 | 3 | 3 | 77 | 77.0 | | |
| at Michigan St. | 11/08/25 | 66-69 | L | 25 | 61 | .410 | 1 | 14 | .071 | 18 | 26 | .692 | 19 | 26 | 45 | 41.0 | 15 | 18 | 14 | 4 | 7 | 69 | 73.0 | | |
| CENTRAL ARKANSAS | 11/11/25 | 93-56 | W | 19 | 67 | .284 | 4 | 41 | .098 | 14 | 21 | .667 | 10 | 25 | 35 | 39.0 | 19 | 11 | 8 | 2 | 5 | 56 | 67.3 | | |
| SAMFORD | 11/14/25 | 79-75 | W | 28 | 68 | .412 | 10 | 29 | .345 | 9 | 10 | .900 | 9 | 28 | 37 | 38.5 | 18 | 17 | 8 | 0 | 5 | 75 | 69.2 | | |
| WINTHROP | 11/18/25 | 84-83 | W | 32 | 67 | .478 | 15 | 31 | .484 | 4 | 6 | .667 | 8 | 22 | 30 | 36.8 | 20 | 18 | 10 | 2 | 3 | 83 | 72.0 | | |
| JACKSON ST. | 11/21/25 | 115-61 | W | 22 | 64 | .344 | 9 | 27 | .333 | 8 | 11 | .727 | 12 | 15 | 27 | 35.2 | 25 | 15 | 20 | 2 | 2 | 61 | 70.2 | | |
| vs Duke | 11/27/25 | 71-80 | L | 29 | 59 | .492 | 8 | 23 | .348 | 14 | 21 | .667 | 12 | 25 | 37 | 35.4 | 13 | 16 | 12 | 1 | 6 | 80 | 71.6 | | |
| LOUISVILLE | 12/03/25 | 89-80 | W | 29 | 70 | .414 | 8 | 37 | .216 | 14 | 18 | .778 | 12 | 24 | 36 | 35.5 | 25 | 13 | 9 | 3 | 2 | 80 | 72.6 | | |
| vs Fresno St. | 12/06/25 | 82-58 | W | 22 | 63 | .349 | 4 | 26 | .154 | 10 | 13 | .769 | 12 | 29 | 41 | 36.1 | 14 | 11 | 17 | 1 | 4 | 58 | 71.0 | | |
| vs Texas Tech | 12/13/25 | 93-86 | W | 35 | 69 | .507 | 13 | 31 | .419 | 3 | 10 | .300 | 14 | 19 | 33 | 35.8 | 17 | 21 | 7 | 4 | 4 | 86 | 72.5 | | |
| QUEENS (NC) | 12/16/25 | 108-80 | W | 30 | 68 | .441 | 6 | 25 | .240 | 14 | 20 | .700 | 16 | 18 | 34 | 35.6 | 20 | 12 | 17 | 1 | 6 | 80 | 73.2 | | |
| vs Houston | 12/20/25 | 85-94 | L | 32 | 62 | .516 | 11 | 25 | .440 | 19 | 25 | .760 | 10 | 23 | 33 | 35.4 | 24 | 13 | 9 | 2 | 7 | 94 | 74.9 | | |
| JAMES MADISON | 12/29/25 | 103-74 | W | 24 | 58 | .414 | 12 | 32 | .375 | 14 | 19 | .737 | 12 | 18 | 30 | 35.0 | 20 | 13 | 14 | 3 | 4 | 74 | 74.8 | | |
| TENNESSEE | 01/03/26 | 86-75 | W | 29 | 59 | .492 | 5 | 13 | .385 | 12 | 23 | .522 | 11 | 22 | 33 | 34.9 | 22 | 13 | 14 | 2 | 11 | 75 | 74.9 | | |
| at Ole Miss | 01/07/26 | 94-87 | W | 31 | 61 | .508 | 8 | 26 | .308 | 17 | 21 | .810 | 8 | 19 | 27 | 34.3 | 22 | 19 | 10 | 5 | 8 | 87 | 75.7 | | |
| at Auburn | 01/10/26 | 73-95 | L | 34 | 60 | .567 | 10 | 22 | .455 | 17 | 24 | .708 | 9 | 28 | 37 | 34.5 | 17 | 20 | 10 | 2 | 11 | 95 | 76.9 | | |
| SOUTH CAROLINA | 01/14/26 | 108-74 | W | 28 | 63 | .444 | 7 | 30 | .233 | 11 | 14 | .786 | 13 | 20 | 33 | 34.4 | 14 | 13 | 16 | 2 | 3 | 74 | 76.7 | | |
| at Georgia | 01/17/26 | 76-90 | L | 32 | 69 | .464 | 12 | 33 | .364 | 14 | 16 | .875 | 9 | 26 | 35 | 34.4 | 10 | 15 | 17 | 11 | 12 | 90 | 77.4 | | |
| VANDERBILT | 01/20/26 | 93-68 | W | 22 | 58 | .379 | 10 | 31 | .323 | 14 | 19 | .737 | 9 | 18 | 27 | 34.1 | 14 | 13 | 10 | 2 | 5 | 68 | 76.9 | | |
| LSU | 01/24/26 | 85-81 | W | 28 | 61 | .459 | 3 | 15 | .200 | 22 | 25 | .880 | 13 | 23 | 36 | 34.2 | 19 | 14 | 9 | 0 | 5 | 81 | 77.2 | | |
| at Oklahoma | 01/27/26 | 83-79 | W | 35 | 63 | .556 | 2 | 17 | .118 | 11 | 13 | .846 | 7 | 24 | 31 | 36.8 | 13 | 17 | 6 | 3 | 4 | 83 | 89.3 | | |
| KENTUCKY | 01/31/26 | 77-85 | L | 30 | 56 | .536 | 6 | 13 | .462 | 19 | 30 | .633 | 10 | 25 | 35 | 34.2 | 21 | 11 | 7 | 6 | 2 | 85 | 77.6 | | |
| Opponents | | 1707 | | 617 | 1395 | .442 | 184 | 579 | .318 | 289 | 408 | .708 | 251 | 501 | 752 | 34.2 | 401 | 318 | 262 | 60 | 117 | 1707 | 77.6 | | |
| Arkansas | | 1952 | | 689 | 1384 | .498 | 187 | 500 | .374 | 387 | 522 | .741 | 244 | 554 | 798 | 36.3 | 360 | 381 | 208 | 104 | 166 | 1952 | 88.7 | | |

Games played: 22

Points/game: 77.6

FG Pct: 44.2

3FG Pct: 31.8

FT Pct: 70.8

Rebounds/game: 34.2

Assists/game: 14.5

Turnovers/game: 11.9

Assist/turnover ratio: 1.2

Steals/game: 5.2

Blocks/game: 2.7

ARKANSAS RAZORBACKS

2025-26 GAME-BY-GAME POINTS-ASSISTS-REBOUNDS

| | | | | 0 | 1 | 2 | 5 | 7 | 11 | 12 | 14 | 15 | 21 | 23 | 24 | 30 | 35 | 99 |
|---------------|----------|--------|----|-----------|--------|-------|---------|---------|---------|---------|--------|--------|--------|---------|----------|--------|---------|---------|
| Opponent | Date | Score | WL | Karulewta | Thomas | Brown | Acuff | Brazile | Knox | Ewin | Kelley | Džafić | Wagner | Pringle | Richmond | Sealy | Rtail | Semedo |
| SOUTHERN | 11/03/25 | 109-77 | W | 0-1-1 | 21-6-7 | 0-0-0 | 22-2-4 | 25-11-1 | DNP-Inj | 6-4-0 | 0-0-0 | 1-0-0 | 8-4-7 | 8-8-0 | 6-3-1 | 12-3-2 | DNP-Inj | DNP |
| at Mich St | 11/08/25 | 66-69 | L | DNP | 16-6-2 | DNP | 16-2-6 | 3-2-0 | 0-4-4 | 4-2-0 | DNP | DNP | 13-2-3 | 6-7-1 | 8-6-0 | 0-0-0 | DNP-Inj | DNP |
| UCA | 11/11/25 | 93-56 | W | DNP | 17-6-6 | DNP | 21-6-4 | DNP | 19-10-1 | 10-5-0 | DNP | DNP | 7-3-4 | 9-8-0 | 4-4-0 | 6-6-2 | DNP-Inj | DNP |
| SAMFORD | 11/14/25 | 79-75 | W | DNP | 17-8-4 | DNP | 20-3-5 | 15-7-0 | 4-6-2 | 2-0-0 | DNP | DNP | 10-3-2 | 0-1-0 | 10-5-0 | 1-0-0 | DNP-Inj | DNP |
| WINTHROP | 11/18/25 | 84-83 | W | DNP | 26-3-3 | DNP | 12-2-5 | 14-8-2 | 9-3-1 | 2-3-0 | DNP | DNP | 2-1-1 | 13-7-0 | 6-1-1 | DNP | DNP-Inj | DNP |
| JACKSON ST | 11/21/25 | 115-61 | W | 0-0-0 | 13-2-3 | 1-0-0 | 10-0-2 | 8-7-1 | 17-10-1 | 21-3-3 | 0-0-0 | 1-0-0 | 16-0-7 | 4-5-3 | 14-5-2 | 10-4-2 | DNP-Inj | DNP |
| vs Duke | 11/27/25 | 71-80 | L | DNP | 13-1-2 | DNP | 21-2-5 | 11-11-2 | 2-2-0 | 7-3-1 | DNP | DNP | 3-1-3 | 3-1-2 | 11-5-2 | DNP | DNP-Inj | DNP |
| LOUISVILLE | 12/03/25 | 89-80 | W | DNP | 17-5-1 | DNP | 17-5-10 | 21-5-0 | 5-5-0 | 12-9-1 | DNP | DNP | 5-1-0 | 2-4-0 | 10-4-2 | DNP | DNP-Inj | DNP |
| vs Fresno St | 12/06/25 | 82-58 | W | DNP | 12-1-1 | DNP | 18-5-8 | 4-6-1 | 11-4-3 | 9-5-0 | DNP | DNP | 12-0-0 | 2-7-1 | 6-1-4 | 8-3-0 | DNP-Inj | DNP |
| vs Texas Tech | 12/13/25 | 93-86 | W | DNP | 8-2-2 | DNP | 20-4-8 | 24-10-0 | 20-6-1 | 9-6-1 | DNP | DNP | 4-0-1 | 2-4-1 | 6-3-4 | DNP | DNP-Inj | DNP |
| QUEENS | 12/16/25 | 108-80 | W | 5-1-0 | 3-4-6 | 0-0-0 | 23-3-10 | 26-4-3 | 11-5-3 | 0-2-1 | 1-0-0 | DNP | 10-0-3 | 14-7-0 | 15-5-0 | 0-1-0 | DNP-Inj | DNP |
| vs Houston | 12/20/25 | 85-94 | L | DNP | 7-1-1 | DNP | 27-5-7 | 5-6-0 | 3-2-1 | 20-9-1 | DNP | DNP | 11-1-2 | 0-2-0 | 12-2-1 | DNP | DNP-Inj | DNP |
| JMU | 12/29/25 | 103-74 | W | 0-0-0 | 28-2-0 | 0-0-0 | 17-1-6 | 8-7-3 | 7-4-1 | 11-9-1 | 3-0-0 | 1-1-0 | 14-0-4 | 4-6-2 | 8-4-6 | 2-2-1 | DNP-Inj | DNP |
| TENNESSEE | 01/03/26 | 86-75 | W | DNP | 18-3-1 | DNP | 29-3-4 | 7-7-0 | 11-7-0 | 12-6-0 | DNP | DNP | 2-2-2 | 2-1-0 | 5-0-0 | DNP | DNP-Inj | DNP |
| at Ole Miss | 01/07/26 | 94-87 | W | DNP | 13-1-2 | DNP | 26-0-9 | 18-6-1 | 10-6-2 | 5-2-0 | DNP | DNP | 3-2-4 | 6-5-0 | 13-6-1 | DNP | DNP-Inj | DNP |
| at Auburn | 01/10/26 | 73-95 | L | DNP | 17-3-4 | DNP | 19-1-1 | 12-5-1 | 0-1-0 | 13-12-1 | DNP | DNP | 4-2-2 | 3-2-0 | 3-1-0 | 2-0-0 | DNP-Inj | DNP |
| SOUTH CARO | 01/14/26 | 108-74 | W | 0-0-0 | 21-4-2 | 0-0-0 | 18-4-13 | 13-5-2 | 8-4-0 | 18-4-1 | 0-0-0 | 0-0-0 | 12-1-2 | 15-7-3 | 3-5-4 | 0-1-0 | DNP-Inj | DNP-Inj |
| at Georgia | 01/17/26 | 76-90 | L | DNP | 9-6-3 | DNP | 20-6-6 | 8-2-0 | 8-7-0 | 12-7-2 | DNP | DNP | 4-0-1 | 3-2-0 | 12-8-1 | DNP | DNP-Inj | DNP-Inj |
| VU | 01/20/26 | 93-68 | W | 0-0-0 | 13-5-5 | 0-0-0 | 17-2-5 | 10-14-5 | 16-4-2 | 16-4-1 | 0-0-0 | 0-0-0 | 11-1-3 | 8-4-1 | 2-2-3 | 0-0-0 | DNP-Inj | DNP-Inj |
| LSU | 01/24/26 | 85-81 | W | DNP | 14-2-3 | DNP | 31-2-6 | 7-7-1 | 5-5-2 | 6-5-1 | DNP | DNP | 7-0-2 | 4-2-0 | 11-2-3 | DNP | DNP-Inj | DNP-Inj |
| at Oklahoma | 01/27/26 | 83-79 | W | DNP | 16-4-1 | DNP | 21-3-10 | 6-7-4 | 11-2-0 | 12-4-1 | DNP | DNP | 0-3-0 | 8-2-1 | 9-3-0 | DNP | DNP-Inj | DNP-Inj |
| KENTUCKY | 01/31/26 | 77-85 | L | DNP | 10-0-1 | DNP | 22-2-3 | 16-8-2 | 0-1-0 | 11-5-2 | DNP | DNP | 4-0-1 | 0-0-0 | 14-5-1 | DNP | DNP-Inj | DNP-Inj |

ARKANSAS RAZORBACKS

2025-26 STARTING LINEUPS

| Date | Opponent | 1 | 2 | 3 | 4 | 5 | 1st SUB(S) | Outcome | RECORD BY LINEUPS (5): | | | | | RECORD BY STARTER | | |
|---------|---------------|-------|--------|----------|---------|---------|-------------------------|-----------|------------------------|--------|----------|---------|---------|---------------------------------------|----------|------|
| Nov. 3 | SOUTHERN | Acuff | Wagner | Richmond | Brazile | Pringle | Thomas | W, 109-77 | Acuff | Wagner | Richmond | Brazile | Pringle | 2-2 | Acuff | 16-6 |
| Nov. 8 | at Mich St | Acuff | Wagner | Richmond | Brazile | Pringle | Thomas/Knox/Ewin | L, 66-69 | Acuff | Wagner | Thomas | Knox | Pringle | 2-0 | Wagner | 16-5 |
| Nov. 11 | UCA | Acuff | Wagner | Thomas | Knox | Pringle | Ewin/Richmond | W, 93-56 | Acuff | Wagner | Knox | Brazile | Ewin | 1-0 | Brazile | 14-6 |
| Nov. 14 | SAMFORD | Acuff | Wagner | Thomas | Knox | Pringle | Ewin/Richmond/Brazile | W, 93-56 | Acuff | Wagner | Knox | Brazile | Pringle | 8-3 | Pringle | 14-6 |
| Nov. 18 | WINTHROP | Acuff | Wagner | Knox | Brazile | Ewin | Pringle/Thomas/Richmond | W, 84-83 | Acuff | Thomas | Knox | Brazile | Pringle | 3-1 | Knox | 12-4 |
| Nov. 21 | JACKSON ST | Acuff | Wagner | Knox | Brazile | Pringle | Richmond/Thomas | W, 115-61 | | | | | | | Thomas | 5-1 |
| Nov. 27 | vs Duke | Acuff | Wagner | Knox | Brazile | Pringle | Ewin/Thomas/Richmond | L, 71-80 | | | | | | | Richmond | 2-2 |
| Dec. 3 | LOUISVILLE | Acuff | Wagner | Knox | Brazile | Pringle | Richmond/Thomas/Ewin | W, 89-80 | | | | | | | Ewin | 1-0 |
| Dec. 6 | vs Fresno St | Acuff | Wagner | Knox | Brazile | Pringle | Ewin | W, 82-58 | | | | | | RECORD BY 1ST SUB (including ties) | | |
| Dec. 13 | vs Texas Tech | Acuff | Wagner | Knox | Brazile | Pringle | Thomas | W, 93-86 | | | | | | Ewin | 12-5 | |
| Dec. 16 | vs QUEENS | Acuff | Wagner | Knox | Brazile | Pringle | Ewin | W, 108-80 | | | | | | Richmond | 9-3 | |
| Dec. 20 | vs Houston | Acuff | Wagner | Knox | Brazile | Pringle | Ewin | L, 94-85 | | | | | | Thomas | 8-3 | |
| Dec. 29 | vs JMU | Acuff | Wagner | Knox | Brazile | Pringle | Ewin | W, 103-74 | | | | | | Knox | 1-2 | |
| Jan. 1 | vs TENNESSEE | Acuff | Wagner | Knox | Brazile | Pringle | Ewin/Thomas/Richmond | W, 86-75 | | | | | | Brazile | 1-0 | |
| Jan. 7 | at Ole Miss | Acuff | Wagner | Knox | Brazile | Pringle | Ewin/Thomas/Richmond | W, 94-87 | | | | | | Pringle | 1-0 | |
| Jan. 10 | at Auburn | Acuff | Wagner | Knox | Brazile | Pringle | Richmond | L, 73-95 | | | | | | Wagner | 2-0 | |
| Jan. 14 | SOUTH CARO | Acuff | Wagner | Richmond | Brazile | Pringle | Thomas/Ewin/Knox | W, 108-74 | | | | | | | | |
| Jan. 17 | at Georgia | Acuff | Wagner | Richmond | Brazile | Pringle | Thomas/Ewin/Knox | L, 76-90 | | | | | | | | |
| Jan. 20 | VANDERBILT | Acuff | Thomas | Knox | Brazile | Pringle | Richmond/Ewin/Wagner | W, 93-68 | | | | | | | | |
| Jan. 24 | LSU | Acuff | Thomas | Knox | Brazile | Pringle | Richmond/Ewin/Wagner | W, 85-81 | | | | | | | | |
| Jan. 27 | at Oklahoma | Acuff | Thomas | Knox | Brazile | Pringle | Ewin | W, 83-79 | | | | | | | | |
| Jan. 31 | KENTUCKY | Acuff | Thomas | Knox | Brazile | Pringle | Richmond/Ewin | L, 77-85 | | | | | | | | |

MOST DUNKS IN A GAME TEAM

- 16 vs Jackson State (11/21/25)
- 13 vs Vanderbilt (01/20/26)
- 10 vs South Carolina (01/14/26)

MOST DUNKS IN A GAME PLAYER

- 5 Malique Ewin vs Jackson State (11/21/25)
- 4 Malique Ewin vs Vanderbilt (01/20/26)
- 4 Nick Pringle vs South Carolina (01/14/26)
- 4 Nick Pringle vs Southern (11/03/25)

2025-26 ARKANSAS RAZORBACKS GAME HIGHS AND LEADERS

| Opponent | DATE | SCORE | RESULT | POINTS | REBOUNDS | ASSISTS | STEALS | BLOCKED SHOTS |
|------------------|----------|--------|--------|--------------------------------------|---|---|---|---|
| SOUTHERN | 11/03/25 | 109-77 | W | 25-Trevon Brazile | 11-Trevon Brazile | 7-Mealek Thomas D.J. Wagner | 3-Mealek Thomas | 1-Darius Acuff Jr. Billy Richmond III D.J. Wagner Trevon Brazile |
| at Michigan St. | 11/08/25 | 66-69 | L | 16-Darius Acuff Jr. Mealek Thomas | 7-Nick Pringle | 6-Darius Acuff Jr. | 3-D.J. Wagner | 3-Nick Pringle |
| CENTRAL ARKANSAS | 11/11/25 | 93-56 | W | 21-Darius Acuff Jr. | 10-Karter Knox | 6-Mealek Thomas | 1-Karter Knox D.J. Wagner Malique Ewin Mealek Thomas Isaiah Sealy | 1-Darius Acuff Jr. Karter Knox |
| SAMFORD | 11/14/25 | 79-75 | W | 20-Darius Acuff Jr. | 8-Mealek Thomas | 5-Darius Acuff Jr. | 2-Mealek Thomas | 1-Mealek Thomas Billy Richmond III Trevon Brazile Malique Ewin |
| WINTHROP | 11/18/25 | 84-83 | W | 26-Mealek Thomas | 8-Trevon Brazile | 5-Darius Acuff Jr. | 2-Mealek Thomas | 4-Trevon Brazile |
| JACKSON ST. | 11/21/25 | 115-61 | W | 21-Malique Ewin | 10-Karter Knox | 7-D.J. Wagner | 3-D.J. Wagner | 2-Trevon Brazile D.J. Wagner |
| vs Duke | 11/27/25 | 71-80 | L | 21-Darius Acuff Jr. | 11-Trevon Brazile | 5-Darius Acuff Jr. | 2-Mealek Thomas Trevon Brazile | 2-Billy Richmond III |
| LOUISVILLE | 12/03/25 | 89-80 | W | 21-Trevon Brazile | 9-Malique Ewin | 10-Darius Acuff Jr. | 2-Trevon Brazile | 1-Trevon Brazile Karter Knox Billy Richmond III |
| vs Fresno St. | 12/06/25 | 82-58 | W | 18-Darius Acuff Jr. | 7-Nick Pringle | 8-Darius Acuff Jr. | 4-Trevon Brazile | 2-Malique Ewin |
| vs Texas Tech | 12/13/25 | 93-86 | W | 24-Trevon Brazile | 10-Trevon Brazile | 8-Darius Acuff Jr. | 2-Karter Knox Billy Richmond III | 2-Karter Knox Trevon Brazile |
| QUEENS (NC) | 12/16/25 | 108-80 | W | 26-Trevon Brazile | 7-Nick Pringle | 10-Darius Acuff Jr. | 3-Darius Acuff Jr. Trevon Brazile | 1-Karter Knox Isaiah Sealy |
| vs Houston | 12/20/25 | 85-94 | L | 27-Darius Acuff Jr. | 9-Malique Ewin | 7-Darius Acuff Jr. | 2-Billy Richmond III | 2-Malique Ewin |
| JAMES MADISON | 12/29/25 | 103-74 | W | 28-Mealek Thomas | 9-Malique Ewin | 6-Darius Acuff Jr. Billy Richmond III | 3-Malique Ewin | 3-Trevon Brazile |
| TENNESSEE | 01/03/26 | 86-75 | W | 29-Darius Acuff Jr. | 7-Trevon Brazile Karter Knox | 4-Darius Acuff Jr. | 3-Mealek Thomas | 4-Malique Ewin |
| at Ole Miss | 01/07/26 | 94-87 | W | 26-Darius Acuff Jr. | 6-Karter Knox Trevon Brazile Billy Richmond III | 9-Darius Acuff Jr. | 2-Mealek Thomas Darius Acuff Jr. | 1-Karter Knox Darius Acuff Jr. |
| at Auburn | 01/10/26 | 73-95 | L | 19-Darius Acuff Jr. | 12-Malique Ewin | 4-Mealek Thomas | 2-Billy Richmond III Mealek Thomas D.J. Wagner | 2-Malique Ewin |
| SOUTH CAROLINA | 01/14/26 | 108-74 | W | 21-Mealek Thomas | 7-Nick Pringle | 13-Darius Acuff Jr. | 4-Mealek Thomas | 2-Karter Knox Billy Richmond III |
| at Georgia | 01/17/26 | 76-90 | L | 20-Darius Acuff Jr. | 8-Billy Richmond III | 6-Darius Acuff Jr. | 4-Darius Acuff Jr. | 3-Billy Richmond III |
| VANDERBILT | 01/20/26 | 93-68 | W | 17-Darius Acuff Jr. | 14-Trevon Brazile | 5-Trevon Brazile Darius Acuff Jr. Mealek Thomas | 4-Trevon Brazile | 2-Trevon Brazile |
| LSU | 01/24/26 | 85-81 | W | 31-Darius Acuff Jr. | 7-Trevon Brazile | 6-Darius Acuff Jr. | 3-Trevon Brazile | 2-Darius Acuff Jr. |
| at Oklahoma | 01/27/26 | 83-79 | W | 21-Darius Acuff Jr. | 7-Trevon Brazile | 10-Darius Acuff Jr. | 2-Billy Richmond III | 2-Trevon Brazile |
| KENTUCKY | 01/31/26 | 77-85 | L | 22-Darius Acuff Jr. | 8-Trevon Brazile | 3-Darius Acuff Jr. | 1-Malique Ewin Billy Richmond III | 3-Trevon Brazile |

| LED TEAM IN POINTS (including ties) | |
|--|----|
| Acuff | 14 |
| Brazile | 4 |
| Thomas | 4 |
| Ewin | 1 |

| LED TEAM IN REBS (including ties) | |
|--------------------------------------|---|
| Brazile | 9 |
| Ewin | 4 |
| Pringle | 4 |
| Knox | 3 |
| Richmond | 2 |
| Thomas | 1 |

| LED TEAM IN ASSISTS (including ties) | |
|---|----|
| Acuff | 17 |
| Thomas | 4 |
| Wagner | 2 |
| Richmond | 1 |
| Brazile | 1 |

| LED TEAM IN STEALS (including ties) | |
|--|---|
| Thomas | 9 |
| Brazile | 6 |
| Richmond | 5 |
| Wagner | 4 |
| Acuff | 3 |
| Ewin | 3 |
| Knox | 2 |
| Sealy | 1 |

| LED TEAM IN BLKS (including ties) | |
|--------------------------------------|----|
| Brazile | 10 |
| Knox | 6 |
| Richmond | 6 |
| Ewin | 4 |
| Wagner | 2 |
| Acuff | 2 |
| Acuff | 2 |
| Pringle | 1 |
| Thomas | 1 |
| Sealy | 1 |

ARKANSAS RAZORBACKS

2025-26 SPECIALTY STATS (ARKANSAS/OPPONENT)

| Opponent | Pts Off TO | Pts In Paint | 2nd Chance | Fast Break | Bench | Lead Chng | Ties | Ark Largest Lead | Best Ark Run | Opp Largest Lead | Best Opp Run | Ark Led | Opp Led | Gm Tied |
|-------------------|------------|--------------|------------|------------|---------|-----------|------|------------------|--------------|------------------|--------------|---------|---------|---------|
| SOUTHERN | 16 / 7 | 48 / 28 | 16 / 17 | 32 / 12 | 40 / 35 | 1 | 0 | 37 4:25 2nd | 12-0 | 2 19:18 1st | 8-0 | 38:35 | 0:43 | 0:42 |
| at Michigan State | 17 / 10 | 28 / 46 | 12 / 18 | 18 / 14 | 20 / 26 | 12 | 5 | 5 0:34 1st | 8-0 | 8 7:06 2nd | 8-0 | 10:08 | 25:40 | 3:12 |
| UCA | 9 / 11 | 30 / 26 | 10 / 16 | 30 / 13 | 20 / 17 | 0 | 0 | 38 1:04 2nd | 13-0 | - - - | 6-0 | 39:21 | - | 0:39 |
| SAMFORD | 5 / 9 | 40 / 32 | 7 / 10 | 22 / 9 | 28 / 17 | 2 | 1 | 15 7:08 2nd | 12-0 | 1 17:55 1st | 6-0 | 38:47 | 0:17 | 0:56 |
| WINTHROP | 10 / 9 | 40 / 34 | 14 / 18 | 16 / 9 | 45 / 20 | 9 | 11 | 8 4:30 1st | 11-0 | 7 12:46 2nd | 7-0 | 20:10 | 14:41 | 5:09 |
| JACKSON ST | 38 / 2 | 56 / 20 | 12 / 19 | 34 / 4 | 60 / 43 | 1 | 2 | 64 4:43 2nd | 24-0 | 3 17:31 1st | 5-0 | 35:53 | 1:13 | 2:54 |
| vs Duke | 15 / 12 | 28 / 42 | 10 / 25 | 14 / 5 | 31 / 6 | 4 | 7 | 7 10:09 2nd | 9-0 | 13 1:54 1st | 10-0 | 18:10 | 16:51 | 4:59 |
| LOUISVILLE | 14 / 7 | 34 / 42 | 27 / 9 | 8 / 8 | 39 / 11 | 0 | 0 | 20 17:30 2nd | 10-0 | - - - | 8-0 | 39:33 | - | 0:27 |
| vs Fresno St. | 16 / 8 | 30 / 32 | 10 / 10 | 26 / 11 | 35 / 24 | 0 | 0 | 32 10:35 2nd | 10-0 | - - - | 8-0 | 38:02 | - | 1:58 |
| vs Texas Tech | 10 / 5 | 44 / 42 | 20 / 18 | 18 / 4 | 23 / 8 | 7 | 1 | 10 0:14 2nd | 7-0 | 10 5:55 1st | 7-0 | 6:36 | 32:04 | 1:20 |
| QUEENS | 25 / 17 | 42 / 42 | 19 / 16 | 32 / 14 | 24 / 29 | 1 | 0 | 36 8:15 2nd | 13-0 | 5 18:59 1st | 6-0 | 36:08 | 3:23 | 0:29 |
| vs Houston | 9 / 19 | 36 / 28 | 16 / 15 | 7 / 7 | 39 / 21 | 3 | 2 | 2 19:37 1st | 9-0 | 21 9:34 1st | 15-0 | 1:14 | 37:14 | 1:32 |
| JAMES MADISON | 21 / 8 | 32 / 24 | 17 / 13 | 31 / 5 | 53 / 25 | 2 | 3 | 33 3:42 2nd | 16-0 | 6 2:04 1st | 6-0 | 35:27 | 1:14 | 3:19 |
| TENNESSEE | 17 / 13 | 32 / 44 | 13 / 14 | 18 / 24 | 35 / 33 | 11 | 10 | 14 1:13 2nd | 11-0 | 7 17:35 1st | 7-0 | 20:25 | 12:59 | 6:11 |
| at Ole Miss | 17 / 12 | 34 / 28 | 14 / 6 | 8 / 9 | 31 / 28 | 2 | 2 | 16 7:35 2nd | 11-0 | 2 15:36 1st | 7-0 | 37:38 | 0:21 | 2:01 |
| at Auburn | 8 / 13 | 28 / 48 | 9 / 18 | 13 / 15 | 35 / 25 | 5 | 1 | 2 19:42 1st | 5-0 | 29 2:05 2nd | 11-0 | 1:52 | 37:00 | 1:08 |
| SOUTH CAROLINA | 22 / 2 | 66 / 36 | 14 / 12 | 32 / 7 | 47 / 15 | 2 | 4 | 43 2:31 2nd | 11-0 | 1 17:53 1st | 9-0 | 37:55 | 1:08 | 0:57 |
| at Georgia | 15 / 29 | 46 / 36 | 20 / 15 | 25 / 23 | 29 / 22 | 0 | 2 | - - - | 11-0 | 19 16:31 2nd | 11-0 | - | 38:53 | 1:19 |
| VANDERBILT | 16 / 6 | 50 / 22 | 12 / 20 | 21 / 8 | 29 / 20 | 0 | 1 | 31 1:37 2nd | 11-0 | - - - | 6-0 | 38:13 | - | 1:47 |
| LSU | 9 / 8 | 36 / 42 | 8 / 20 | 13 / 11 | 24 / 12 | 13 | 6 | 8 5:00 2nd | 7-0 | 8 17:55 2nd | 6-0 | 10:54 | 26:28 | 2:59 |
| at Oklahoma | 15 / 8 | 56 / 60 | 13 / 16 | 6 / 3 | 21 / 9 | 15 | 9 | 4 0:11 2nd | 8-0 | 13 7:24 1st | 9-0 | 11:26 | 23:36 | 4:58 |
| KENTUCKY | 8 / 5 | 46 / 44 | 9 / 10 | 2 / 9 | 29 / 20 | 4 | 4 | 4 12:19 2nd | 6-0 | 13 12:41 1st | 8-0 | 3:35 | 34:07 | 2:00 |

BLACK BOX INDICATES
LARGEST UA LEAD
IN A LOSS

RED BOX INDICATES
LARGEST UA DEFICIT
IN A WIN

ARKANSAS RAZORBACKS

2025-26 SCORES BY HALF

| Date | Opponent | 1st HALF ARK OPP DIFF | 2ND HALF ARK OPP DIFF | FINAL |
|---------|----------------|-----------------------|-----------------------|-----------|
| Nov. 3 | SOUTHERN | 57 32 +25 | 52 45 +7 | W, 109-77 |
| Nov. 8 | at Michigan St | 39 36 +3 | 27 33 -6 | L, 66-69 |
| Nov. 11 | UCA | 43 34 +9 | 50 22 +28 | W, 93-56 |
| Nov. 14 | SAMFORD | 45 35 +10 | 34 40 -6 | W, 79-75 |
| Nov. 18 | WINTHROP | 43 41 +2 | 42 41 -1 | W, 84-83 |
| Nov. 21 | JACKSON ST | 47 19 +26 | 68 42 +26 | W, 115-61 |
| Nov. 27 | vs Duke | 35 41 -6 | 36 39 -3 | L, 71-80 |
| Dec. 3 | LOUISVILLE | 47 29 +18 | 42 51 -9 | W, 89-80 |
| Dec. 6 | vs Fresno St | 34 25 +10 | 48 34 +14 | W, 82-58 |
| Dec. 13 | vs Texas Tech | 43 49 -6 | 50 37 +13 | W, 93-86 |
| Dec. 16 | QUEENS | 60 36 +24 | 48 44 +4 | W, 108-80 |
| Dec. 20 | vs Houston | 41 49 -8 | 44 45 -1 | L, 94-85 |
| Dec. 29 | JAMES MADISON | 48 28 +20 | 55 46 +9 | W, 103-74 |
| Jan. 3 | TENNESSEE | 37 38 +1 | 49 39 +10 | W, 86-75 |
| Jan. 7 | at Ole Miss | 42 32 +10 | 52 55 -3 | W, 94-87 |
| Jan. 10 | at Auburn | 34 49 -15 | 39 46 -7 | L, 73-95 |
| Jan. 14 | SOUTH CAROLINA | 50 38 +12 | 58 36 +22 | W, 108-74 |
| Jan. 17 | at Georgia | 32 45 -13 | 44 45 -1 | L, 76-90 |
| Jan. 20 | VANDERBILT | 46 35 +11 | 47 33 -14 | W, 93-68 |
| Jan. 24 | LSU | 33 37 -4 | 52 44 +8 | W, 85-81 |
| Jan. 27 | at Oklahoma | 44 48 -4 | 39 31 +8 | W, 83-79 |
| Jan. 31 | KENTUCKY | 35 42 -7 | 43 42 -1 | L, 77-85 |

MOST PTS IN A HALF BY ARK

| | | |
|----|----------------|-----|
| 68 | JACKSON ST | 2nd |
| 60 | QUEENS | 1st |
| 58 | SOUTH CAROLINA | 2nd |
| 57 | SOUTHERN | 1st |
| 55 | JAMES MADISON | 2nd |

*11 total times to scores
at least 50 in a half*

MOST PTS IN A HALF BY OPP

| | | |
|----|---------------|-----|
| 55 | at Ole Miss | 2nd |
| 51 | LOUISVILLE | 2nd |
| 49 | at Auburn | 1st |
| 49 | vs Houston | 1st |
| 49 | vs Texas Tech | 1st |

LARGEST HALFTIME LEAD

| | | |
|-----|---------------|---------|
| +26 | JACKSON ST | W by 64 |
| +25 | SOUTHERN | W by 32 |
| +24 | QUEENS | W by 28 |
| +20 | JAMES MADISON | W by 29 |

BEST 2nd HALF DIFFERENTIAL

| | | |
|-----|----------------|---------|
| +28 | SAMFORD | W by 37 |
| +26 | JACKSON ST | W by 64 |
| +22 | SOUTH CAROLINA | W by 34 |
| +14 | VANDERBILT | W by 25 |
| +14 | vs Fresno St | W by 24 |

FEWEST PTS IN A HALF BY ARK

| | | |
|----|-------------------|-----|
| 27 | at Michigan State | 2nd |
| 32 | at Georgia | 1st |
| 33 | vs LSU | 1st |

FEWEST PTS IN A HALF BY OPP

| | | |
|----|--------------|-----|
| 19 | JACKSON ST | 1st |
| 22 | UCA | 2nd |
| 25 | vs Fresno St | 1st |

LARGEST HALFTIME DEFICIT

| | | |
|-----|---------------|----------|
| -13 | at Georgia | L, 76-90 |
| -13 | at Auburn | L, 73-95 |
| -8 | vs Houston | L, 94-85 |
| -7 | vs Kentucky | L, 77-85 |
| -6 | vs Texas Tech | W, 93-86 |
| -6 | vs Duke | L, 71-80 |

BEST COMEBACK IN 2nd HALF TO WIN

| | | |
|----------------|---------------|----------|
| -8 (17:56 2nd) | LSU | W, 85-81 |
| -7 (12:48 2nd) | WINTHROP | W, 84-83 |
| -6 (14:30 2nd) | vs TEXAS TECH | W, 93-86 |

BEST COMEBACK OVERALL TO WIN

| | | |
|----------------|---------------|----------|
| -13 (7:24 1st) | at Oklahoma | W, 83-79 |
| -10 (7:47 1st) | vs TEXAS TECH | W, 93-86 |

LAST TIME AN ARKANSAS PLAYER...

• SCORING •

Scored 30 Points: 31 Darius Acuff Jr. vs LSU (01/24/26)

Scored 40 Points: 42 Khalif Battle vs Missouri (02/24/24)

Scored 50 Points: 51 Rotnei Clarke vs. Alcorn State (11/13/09)

RECORD: 51 Rotnei Clarke vs. Alcorn State (11/13/09)

• FIELD GOALS MADE •

Made 15 Field Goals: 15 (15-21) Rotnei Clarke vs. Alcorn State (11/13/09)

Made 20 Field Goals: 20 (2-30) Dean Tolson vs. Texas A&M (03/02/74)

RECORD: 20 (20-30) Dean Tolson vs. Texas A&M (03/02/74)

• FIELD GOALS ATTEMPTED •

Attempted 20 Field Goals: 20 (10-20) Meleek Thomas vs Winthrop (11/18/25)

Attempted 25 Field Goals: 26 (11-26) JD Notae vs Mercer (11/09/21)

RECORD: 30 (20-30) Dean Tolson vs. Texas A&M (03/02/74)

• FIELD GOAL PERCENTAGE •

Shot 100% FG (Min. 8 att): 100% Moses Kingsley (8-8) at Missouri (01/12/16)

RECORD (min 10 att): 100% Darryl Saulsberry (10-10) (01/14/75)

• 3-POINTERS MADE •

Made 7 3-pointers: 8 (8-11) Mason Jones at Texas A&M (03/07/20)

Made 10 3-pointers: 10 (10-13) by Isaiah Joe vs. FIU (12/01/18)

Made 11-Plus 3-pointers: 13 (13-17) by Rotnei Clarke vs. Alcorn State (11/13/09)

RECORD: 13 (13-17) by Rotnei Clarke vs. Alcorn State (11/13/09) (SEC record)

• 3-POINTERS ATTEMPTED •

Attempted 15 3-Pointers: 15 (6-15) Isaiah Joe at Texas A&M (03/07/20)

Attempted 20 3-Pointers: 24 (10-24) Pat Bradley vs. North Texas (12/30/98)

RECORD: 24 (10-24) Pat Bradley vs. North Texas (12/30/98) (SEC record)

• FREE THROWS MADE •

Made 10 Free Throws: 11 (11-11) Johnell Davis vs Texas Tech (03/27/25)

Made 15 Free Throws: 17 (17-18) Khalif Battle (03/02/24)

Made 20 Plus Free Throws: 22 (22-24) Martin Terry vs. Texas A&M (01/22/72)

RECORD: 22 (22-24) by Martin Terry vs. Texas A&M (01/22/72)

• FREE THROWS ATTEMPTED •

Attempted 15 Free Throws: 18 (17-18) Khalif Battle at Kentucky (03/02/24)

Attempted 20 Free Throws: 21 (12-21) Adou Thiero vs Illinois (11/28/24)

Attempted 24 Plus Free Throws: 24 (22-24) Martin Terry vs. Texas A&M (01/22/72)

RECORD: 24 (22-24) Martin Terry vs. Texas A&M (01/22/72)

• FREE THROW PERCENTAGE •

Shot 94% FT (min 15 att): 94.4% (17-18) Khalif Battle at Kentucky (03/02/24)

Shot 100% FT (min 10 att): 100% (11-11) Johnell Davis vs Texas Tech (03/27/25)

RECORD (min. 11 att): 9x - Best: Tommy Boyer (18-18) in 1963

• REBOUNDS •

Grabbed 15-19 Rebounds: 17 Trevon Brazile vs Stanford (11/22/23)

Grabbed 20-Plus Rebounds: 23 Nick Davis vs. Jackson State (11/21/97)

RECORD: 23 by Nick Davis vs. Jackson State (11/21/97)

• Grabbed 10 Offensive Rebounds: 11 Justin Smith vs Oral Roberts (03/27/21)

• Grabbed 10 Defensive Rebounds: 10 Trevon Brazile at Vanderbilt (03/04/25)

• ASSISTS •

Had 10 Assists: 13 by Darius Acuff Jr. vs South Carolina (01/14/26)

Had 15 Assists: 15 by Dontell Jefferson vs. Portland State (11/18/05)

RECORD: 15 by D. Jefferson vs. Portland St (11/18/05) & K. Reid vs Jackson St. 11/22/96

• STEALS •

Had 5 Steals: 5 Boogie Fland vs UCA (12/14/24)

Had 6-7 Steals: 6 Adou Thiero vs Little Rock (11/22/24)

Had 8-9 Steals: 8 JD Notae vs New Mexico State (03/19/22)

RECORD: 9 by Robert Shepard at Arizona (12/06/92)

• BLOCKED SHOTS •

Had 5 Blocks: 5 Trevon Brazile vs UCA (12/14/24)

Had 6-9 Blocks: 7 Makhel Mitchell vs Texas A&M (01/31/23)

Had 10 Blocks: 10 Steven Hill vs. Texas State (12/06/05)

RECORD: 10 Steven Hill vs. Texas St. (12/06/05) & Oliver Miller vs. Texas (02/04/90)

• TURNOVERS •

Committed 5-9 Turnovers: 7 Zvonimir Ivisic vs Pacific (11/18/24)

Committed 10 Plus Turnovers: 10 Courtney Fortson at South Carolina (02/21/09)

• MINUTES PLAYED •

40 Minutes (Regulation): 40:00 D.J. Wagner vs Kansas (03/20/25)

40+ Min with OT: 40:34 Karter Knox vs Texas (02/26/25)

45+ Minutes: 2 vs Stanford (11/22/23) - Trevon Brazile (45:52) - Devo Davis (45:14)

• MISCELLANEOUS •

2 Players Scored 20+ Pts In Same Game:

Darius Acuff Jr. (27) and Malique Ewin (20) vs Houston (12/20/25)

3 Players Scored 20+ Pts In Same Game: vs Texas Tech (12/13/25)

Trevon Brazile (24), Darius Acuff Jr. (20) and Karter Knox (20)

2 Players Scored 20+ Pts In Back-To-Back Gms: Nick Smith Jr. (26/24) & Ricky Council IV (22/20) vs Georgia (02/21/23) and at Alabama (02/25/23)

2 Players Scored 20+ Pts In 3 Straight: Mason Jones (41/20/21) & Isaiah Joe (20/21/24) vs Tulsa (12/14/19), Valpo (12/21/19) and Indiana (12/29/19)

8 Players Scored in Double Digits: Mississippi Valley State (11/25/20)

Connor Vanover (25), Desi Sills (19), Moses Moody (16), Vance Jackson (15)

Khalen Robinson (15), Justin Smith (13), JD Notae (13), Jalen Tate 12)

Scored 20-Plus in 5+ Consecutive Gms: (7) Khalif Battle 42, 36, 34, 29, 22, 24, 20 (02/24 to 03/14/24)

Scored 20 or More Points in 10-Plus Consecutive Games: (11) Todd Day

20, 23, 26, 26, 22, 31, 23, 21, 27, 21, 20 (12/01/90 to 01/12/91)

Scored 30-plus Points in 3 Straight Games: Khalif Battle and Mason Jones (only Razorbacks)

LAST - Battle: 42 vs. Mizzou (02/24/24), 36 vs Vandy (02/27/24), 34 at UK (03/02/24)

Most Pts Consecutive Gms: 82 Martin Terry 35 at TCU (02/20/73) & 47 vs. SMU (02/24/73)

Most Pts 3-Straight: 112 Khalif Battle 2024 43 vs MIZ (2/24), 36 vs VU (2/27) & 34 at UK (3/2)

Most Pts 4-Straight: 141 Khalif Battle 2024 - 43 vs MIZ (2/24), 36 vs VU (2/27), 34 at UK (3/2), 29 vs LSU (3/6)

Consecutive Free Throws Made: 48 Ricky Medlock (20 gms; 12/21/74 to 03/04/75)

Double-Double: Pts/Rebs: Trevon Brazile (10 & 14) vs Vanderbilt (01/20/26)

Double-Double: Pts/Assists: Darius Acuff Jr. (21 & 10) at Oklahoma (01/27/26)

Two Players with Double-Double in Same Game: vs Mississippi State (03/09/25)

Jonas Aidoo (21 pts & 10 rebs) and Trevon Brazile (11 pts & 11 rebs)

5 Straight Double-Doubles: (7) Jaylin Williams 13 & 11 vs AUB; 22 & 10 at BAMA;

13 & 11 at MIZ; 13 & 16 vs TENN; 15 & 10 at FLA; 16 & 12 vs UK; 19 & 10 vs LSU

3+ Straight Double-Doubles in SEC: (5) Jaylin Williams (AUB/@Bama/@MIZ/TEN/@FLA/UK/LSU)

Most Consecutive Double-Doubles: 9 Dean Tolson (1973-74) and 6 by Derek Hood (1998-99)

Three Players with Double-Double in Same Game: vs Alabama (01/16/10) - Marshawn Powell

18 pts, 10 rebs), Mike Washington (17 pts, 13 rebs) and Courtney Fortson (12 pts, 10 assists)

Had 5-Plus Assists in 5-Plus Consecutive Games: (5) Darius Acuff Jr.

13, 6, 5, 6, 10 (01/14/26 to 01/27/26)

Had 10 or More Assists in Back-to-Back Games: Jalen Harris

10 vs. FIU (12/01/18) and 12 at Colorado State (12/05/18)

Three-Plus Players with 5-Plus Assists in a Game: at Miami (12/03/24)

Boogie Fland (6), Adou Thiero (5) and D.J. Wagner (5)

Had 5 or More Steals in Back-to-Back Games: Ronnie Brewer

5 vs. Western Illinois (01/01/06) and 5 vs. Mississippi State (01/07/06)

LAST TIME AN OPPONENT PLAYER...

• SCORING •

Scored 30 Points: 30 Keyshawn Hall at Auburn (01/10/26)

Scored 40 Points: 41 Wade Taylor IV vs Texas A&M (01/16/24)

Scored 50 Points: 56 Oscar Robertson vs. Cincinnati (03/15/58) **(most on record)**

• FIELD GOALS MADE •

Made 15 Field Goals: 17 (17-24) Jodie Meeks vs. Kentucky (02/14/09)

Made 20 Field Goals: 21 Oscar Robertson vs. Cincinnati (03/15/58) **(most on record)**

• FIELD GOALS ATTEMPTED •

Att 30 Field Goals: 32 (13-32) Wade Taylor IV vs Texas A&M (01/16/24) **(record)**

Attempted 35 Field Goals: 36 Oscar Robertson vs. Cincinnati (03/15/58) **(most on record)**

• FIELD GOAL PERCENTAGE •

Shot 100% FG (Min. 7 att): Adam Wing (8-8) vs. Evansville (12/08/15)

• 3-POINTERS MADE •

Made 7 3-pointers: 7 (7-11) Tre Johnson vs Texas (02/26/25)

Made 10 3-pointers: 10 (10-19) Lance Weems at Auburn (01/06/96)

• 3-POINTERS ATTEMPTED •

Attempted 15 3-pointers: 15 (7-15) Tyler Hall vs. Montana State (11/21/18)

Attempted 20 3-pointers: 22 (5-22) Jeff Fryer vs. Loyola Marymount (03/16/89)

• FREE THROWS MADE •

Made 10 Free Throws: 10 (11-12) Collin Murray-Boyles at South Carolina (03/01/25)

Made 15 Free Throws: 15 (15-16) Shawn ast II (02/24/24)

• FREE THROWS ATTEMPTED •

Attempted 15 Free Throws: 15 (9-15) Trazarien White UNCW (12/30/23)

Attempted 20 Free Throws: 24 (18-24) Frank Williams vs. Illinois (12/08/01)

• FREE THROW PERCENTAGE •

Shot 100% FT (min 10 att): 10-10 Cam Carter at LSU (01/14/25)

• REBOUNDS •

Grabbed 15-19 Rebounds: 18 Igo Ililic Jr. at Tennessee (01/04/25)

Grabbed 20 Rebounds: 20 Antonio McDyeys vs. Alabama (03/11/95)

• Grabbed 10 Offensive Rebounds: 11 Tyler Davis at Texas A&M (01/30/18)

• Grabbed 10 Defensive Rebounds: 10 Wilson Jacques vs Fresno State (12/06/25)

• ASSISTS •

Had 10 Assists: 11 Tremont Waters vs. LSU (01/12/19)

Had 13 Assists: 13 Chuck Evans at Mississippi State (01/27/93) **(most on record)**

• STEALS •

Had 5 Steals: 6 Alpha Diallo at Providence (03/19/19)
Had 8 Steals: 8 Terry Conerway vs. Texas State (12/21/02)

• BLOCKED SHOTS •

Had 6-9 Blocks: 6 Johni Broome at Auburn (01/07/23)
Had 10 Plus Blocks: 10 P.J. Roberson vs. Grambling State (11/26/11)

• TURNOVERS •

Committed 7-9 Turnovers: 7 Lamar Washington vs Pacific (11/18/24)
Committed 10 Plus Turnovers: 12 Devin Gibson vs. UTSA (12/12/07)

LAST TIME ARKANSAS HIGHS...

• SCORING •

Scored 50 Points in 1st Half: 50 vs South Carolina (01/14/26)
Scored 50 Points in 2nd Half: 58 vs South Carolina (01/14/26)
Scored 60 or More Points in 1st Half: 60 vs Queens (12/16/25)
Scored 60 or More Points in 2nd Half: 68 vs Jackson St (11/21/25)
Scored 70 or More Points in a Half: 71 (1st) vs. Alcorn (11/13/09)
Scored 80 or More Points in a Half: 81 (2nd) vs. Miss Valley State (11/25/20)
Most Points in a Half: 88 (2nd) vs. U.S. International (12/09/89)

• FIELD GOALS MADE •

Made 40 Field Goals: 43 (43-73) vs South Carolina (01/14/26)
Made 50 Field Goals: 57 (57-99) vs. Troy (12/10/96)
RECORD: 68 (68-101) vs. U.S. International (12/09/89)

• FIELD GOALS ATTEMPTED •

Attempted 80 Field Goals: 86 (48-86) vs Miss Valley State (11/25/20)
Attempted 90 Field Goals: 99 (57-99) vs. Troy (12/10/96)
Attempted 100 Field Goals: 101 (68-101) vs. US International (12/09/89)
RECORD: 101 (68-101) vs. U.S. International (12/09/89)

• FIELD GOAL PERCENTAGE •

Shot 60% FG: .639 (39-61) vs Jackson State (11/21/25)
Shot 70% or Better FG: .727 (32-44) vs. Alabama State (12/21/83)
RECORD: .794 (27-34) vs. Texas Tech (1979)

• 3-POINTERS MADE •

Made 15 3-pointers: 15 (15-28) vs James Madison (12/29/24)
Made 20 3-pointers: 20 (20-40) vs Miss Valley State (11/25/20)
RECORD: 21 (21-37) vs. Troy (12/10/96)

• 3-POINTERS ATTEMPTED •

Attempted 30 3-pointers: 34 (13-34) vs UCA (11/11/25)
Attempted 40 3-pointers: 40 (20-40) vs Miss Valley State (11/25/20)
RECORD: 54 (19-54) vs. North Texas (12/30/98)

• 3-POINT PERCENTAGE •

Shot 50% 3PT FG (min. 15 att): .536 (15-28) vs James Madison (12/29/25)
Shot 60% or Better 3PT FG (min. 15 att): .611 (11-18) at Vanderbilt (03/06/19)
RECORD (min. 15 att): .667 (16-24) vs. Mississippi State (01/09/16)

• FREE THROWS MADE •

Made 30 Free Throws: 31 (31-40) vs Texas A&M (01/16/24)
Made 40 Free Throws: 41 (41-49) at Kentucky (01/25/92)
RECORD: 48 (48-53) vs. Ole Miss (01/17/04)

• FREE THROW ATTEMPTS •

Attempted 40 Free Throws: 40 (31-40) vs Texas A&M (01/16/24)
Attempted 50 Free Throws: 54 (36-54) vs LSU (03/04/20)
Attempted 60 Free Throws: 65 vs. TCU (1955)
RECORD: 65 vs. TCU (1955)

• FREE THROW PERCENTAGE •

Shot 85% FT (min. 20 att): .864 (19-22) vs Texas Tech (03/27/25)
Shot 90% or Better FT (min. 20 att): .909 (20-22) vs Winthrop (11/18/25)
RECORD (min 10 att): 100 3x - Best 16-16 at Kentucky (02/27/14)

• REBOUNDS •

Grabbed 45 Rebounds: 46 vs Louisville (12/03/25)
Grabbed 50 Rebounds: 52 vs Stanford (11/22/23)
Grabbed 55-Plus Rebounds: 58 vs Oral Roberts (12/20/20)
RECORD: 77 vs. Jackson State (01/22/02)

• ASSISTS •

Had 25 Assists: 25 vs Vanderbilt (01/20/26)
Had 30 Assists: 32 vs. Jackson State (11/22/96)
Had 40 Assists: 40 vs. Troy (12/10/96)
RECORD: 47 vs. U.S. International (12/09/89)

• STEALS •

Had 15 Steals: 15 vs Little Rock (11/22/24)
Had 20 Steals: 24 vs. Maryland-Eastern Shore (01/02/01)
Had 25 Steals: 26 vs. Louisiana-Monroe (11/25/00)
RECORD: 26 vs. Louisiana-Monroe (11/25/00)

• BLOCKED SHOTS •

Had 10 Blocks: 10 at Tennessee (01/04/25)
Had 13 Blocks: 13 vs Texas A&M (01/31/23)
Had 15 Blocks: 15 vs Gardner-Webb (11/10/23)
RECORD: 18 vs. Missouri (12/05/95)

• MOST TURNOVERS •

Had 25 Turnovers: 25 at South Carolina (02/21/09)
Had 30 Turnovers: 32 vs. Providence (11/16/07)
RECORD: 32 vs. Providence (11/16/07)

• FOULS •

Committed 25 Fouls: 27 at Texas A&M (02/20/24)
Committed 30 Fouls: 33 at Missouri (01/18/23)
RECORD: 38 vs. Missouri (12/04/61)

LAST TIME ARKANSAS LOWS...

• SCORING •

Held to 40-45 Points: 43 at Florida (01/22/11)
Held to 46-49 Points: 46 at Mississippi State (02/09/16)
Held to 50-55 Points: 53 at South Carolina (03/01/25)
Held to 56-59 Points: 57 vs Kentucky (01/27/24)
Held to 19 Points or Less in a Half: 14 (1st half) at South Carolina (03/01/25)

• FIELD GOALS •

Held to Below 20 Field Goals Made: 15 (15-52) At South Carolina (03/01/25)

• FIELD GOAL PERCENTAGE •

Held to 20-29% FG: .288 (15-52) at South Carolina (03/01/25)
Held to 30-35% FG: .310 (18-58) vs Georgia (01/22/25)

• 3-POINTERS •

Did not Make a 3-pointer: 0 (0-1) vs South Carolina (01/18/22)
Held to 1-2 3-PT FG Made: 2 (2-17) at Oklahoma (01/27/26)
Attempted Single-Digit 3-pointers: 6 (4-6) at Missouri (01/31/24)

• 3-POINT PERCENTAGE •

Shot 10.9% or Worse 3PT FG: 10.5 (2-19) vs St. John's (03/22/25)
Shot 11-19% 3PT FG: .111 (2-17) at Oklahoma (01/27/26)

• FREE THROWS •

Made 5 or Less Free Throws: 5 (5-9) vs Miami (12/03/24)
Attempted Single Digit Free Throws: 9 (5-9) vs Miami (12/03/24)

• FREE THROW PERCENTAGE •

Shot 40-49% FT: .462 (6-13) at Tennessee (01/04/25)
Shot Below 40% FT: .389 (7-18) vs LSU (01/24/26)

• REBOUNDING •

Had 19 or Fewer Rebounds: 19 at Missouri (03/05/13)
Had 20-25 Rebounds: 25 vs Oklahoma (12/10/22)

• ASSISTS •

Held to 6 Assists or less: 6 vs Georgia (01/22/25)

• STEALS •

Had 0 Steals: vs Texas Tech (03/21/21) (only time on record)
Had 1 Steal: 1 vs Texas A&M (01/16/24)
Had 2 Steals: 2 vs Mississippi State (03/08/25)

• BLOCKED SHOTS •

Had No Blocked Shots: 0 vs Missouri (1/23/19)

• FEWEST TURNOVERS •

Had 1-4 Turnovers: 4 vs South Carolina (01/14/26)
Had 5 Turnovers: 5 vs South Carolina 013/20/24)

• FOULS •

Had Single Digit Fouls: 7 vs UTSA (12/07/24)

ARKANSAS IN OVERTIME...

| | | |
|----------------|-------|--------------|
| Overall Record | 72-61 | Cal Era: 1-1 |
| • Single OT | 63-58 | Cal Era: 1-1 |
| • Double OT | 9-2 | Cal Era: -- |
| • Triple OT | 0-1 | Cal Era: -- |

LAST TIME:

| | | |
|-----------------------------|------------------------|-----------------|
| Played in a Single OT game: | 03/27/25 vs Texas Tech | L, 85-83 (OT) |
| Played in a 2OT game: | 11/22/23 vs Stanford | W, 77-74 (2 OT) |
| • Cal Era | -- | |
| Played in a 3OT game: | 02/09/80 vs Houston | L, 90-84 (3 OT) |
| • Cal Era | -- | |

LAST TIME AN OPPONENT HIGHS...

• SCORING •

Scored 100 Points: 106 at Tennessee (01/15/19)
Scored 111 Points: 111 at Kentucky (03/02/24)
Scored 50 Points in 1st Half: 53 at Kentucky (03/02/24)
Scored 50 Points in 2nd Half: 51 vs Louisville (12/03/25)
Scored 60 or More Points in a Half: 63 (2nd half) at Vanderbilt (01/14/23)

• FIELD GOALS MADE •

Made 40 Field Goals: 40 (40-68) by Texas (01/05/10)
Made 45 Field Goals: 45 (45-80) vs. Pittsburgh (12/29/86)

• FIELD GOALS ATTEMPTED •

Attempted 70 Field Goals: 75 (21-75) vs St. John's (03/22/25)
Attempted 80 Field Goals: 83 (34-83) vs Texas Tech (03/27/25)

• FIELD GOAL PERCENTAGE •

Shot 60% FG: .611 (15-23) vs. Auburn (02/17/16)
Shot 65% FG: .677 (4-65) vs. North Carolina (03/23/08)
Shot 69% FG: .698 (37-53) at Auburn (01/14/95)

• 3-POINTERS MADE •

Made 15 3-pointers: 15 (15-32) vs Winthrop (11/18/25)
Made 17 3-pointers: 17 (17-37) vs UNI (11/17/21) - **TIES RECORD BY OPP (3x)**

• 3-POINTERS ATTEMPTED •

Attempted 35 3-pointers: 37 (8-37) vs Louisville (12/03/25)
Attempted 40 3-pointers: 41 (4-41) vs UCA (11/11/25)

• 3-POINT PERCENTAGE •

Shot 50% 3PT FG (min 15 att): .522 (12-23) at LSU (02/03/24)
Shot 60% or Better 3PT FG (min 15 att): .667 (12-18) at Tennessee (03/05/22)

• FREE THROWS •

Made 30 Free Throws: 34 (34-42) at Kentucky (03/02/24)
Made 40 Free Throws: 40 (40-50) vs. UMass (11/25/94)

• FREE THROW ATTEMPTS •

Attempted 35 Free Throws: 39 (25-39) at Texas A&M (02/20/24)
Attempted 40 Free Throws: 42 (34-42) at Kentucky (03/02/24)
Attempted 50 Free Throws: 50 (39-50) vs. South Carolina (03/11/04)

• FREE THROW PERCENTAGE •

Shot 85% FT (min. 10 att): .875 (21-24) vs Tennessee (02/14/24)
Shot 90% or Better FT (min. 10 att): .923 (12-13) vs Texas (02/26/25)
Shot 100% (min. 10 att): 1.000 (14-14) vs Florida (02/16/21)

• REBOUNDING •

Grabbed 45 Rebounds: 49 vs Florida (01/11/25)
Grabbed 50 Rebounds: 51 vs Texas Tech (03/27/25)
Grabbed 55-Plus Rebounds: 60 vs Auburn (02/08/22)
• Grabbed 20 Offensive Rebounds: 28 vs St. John's (03/22/25)

• ASSISTS •

Had 25 Assists: 25 vs. Louisville (11/17/09)
Had 30 Assists: 30 at UAB (01/27/90)

• STEALS •

Had 15 Steals: 15 at LSU (02/24/10)
Had 18 Steals: 18 vs. Alcorn State (12/02/95)

• BLOCKED SHOTS •

Had 10-12 Blocks: 11 at LSU (01/14/25)
Had 13 Blocks: 13 at Kentucky (01/17/12)

• MOST TURNOVERS •

Had 20 Turnovers: 20 vs Jackson St (11/21/25)
Had 25 Turnovers: 27 vs Bradley (12/17/22)
Had 30 Turnovers: 30 vs. Fordham (11/11/22)
MOST ON RECORD: 42 vs. Grambling (12/31/00) and Bethune-Cookman (12/02/97)

• FOULS •

Committed 30-plus Fouls: 32 vs Alabama (02/24/21)
RECORD: 36 vs. Centenary (12/04/82)

LAST TIME AN OPPONENT LOWS

• SCORING •

Held to 30-39 Points: 35 vs UMES (11/26/24)
Held to 40-45 Points: 40 vs LSU (01/24/23)
Held to 46-49 Points: 49 vs Troy (11/13/24)
Held to 50-55 Points: 56 vs UCA (11/11/25)
Held Below 20 Points in 1st Half: 15 vs UMES (11/26/24)
Held Below 20 Points in 2nd Half: 18 vs Savannah State (12/12/13)
No Opponent Player Scored in Double-Digits: vs UMES (11/26/24)

• FIELD GOAL PERCENTAGE •

Held to 21% or Worse FG: .209 (13-62) vs. Jackson State (11/22/02)
Held to 20-29% FG: .284 (19-67) vs UCA (11/11/25)
Held to 30-35% FG: .333 (18-54) vs UCA (12/14/24)

• 3-POINTERS •

Did not Make a 3-pointer: 0 (0-10) by Mississippi State (02/07/15)
Held to 1 3-PT FG Made: 1 (1-14) at Michigan State (11/08/25)
Held to 2 3-PT FG Made: 2 (2-22) vs St. John's (03/22/25)

• 3-POINT PERCENTAGE •

Shot 10% or Worse 3PT FG: .098 (4-41) vs UCA (11/11/25)
Shot 11-16% 3PT FG: .118 (2-17) vs Oakland (12/30/24)
Shot 17-19% 3PT FG: .182 (4-22) vs NCA &T (12/21/24)

• FREE THROWS •

Made Fewer than 5 Free Throws: 3 (3-10) vs Texas Tech (12/13/25)
Made 5-9 Free Throws: 5 (5-5) vs UTSA (12/07/24)

• FREE THROW ATTEMPTS •

Attempted Single Digit Free Throws: 6 (3-6) vs LSU (02/12/25)

• FREE THROW PERCENTAGE •

Shot Below 40% FT: .300 (3-10) vs Texas Tech (12/13/25)
Shot 40-49% FT: .462 (5-13) vs Ole Miss (01/21/23)

• REBOUNDING •

Had 19 or Fewer Rebounds: 19 vs Auburn (03/09/23)
Had 20-25 Rebounds: 22 vs UTSA (12/07/23)

• ASSISTS •

Held 5 Assists or Fewer: 5 vs St. John's (03/22/25)

• STEALS •

Had No Steals: 0 vs Vanderbilt (01/15/20)
Had 1 Steal: 1 vs South Carolina (01/20/24)
Had 2 Steals: 2 vs Louisville (12/03/25)

• BLOCKED SHOTS •





Had No Blocked Shots: 0 vs LSU (01/24/26)

• FEWEST TURNOVERS •

Had 0-2 Turnovers: 2 vs Mississippi State (03/08/25)
Had 3-5 Turnovers: 5 vs Samford (11/14/25)

• FOULS •

Had Single Digit Fouls: 9 vs UMES (11/26/24)
Committed 10-14 Fouls: 14 vs UNI (11/17/21)

| | | | | | |
|---|--|---|----|----|-----|
| GAME 1 | |  Southern | 32 | 45 | 77 |
|   | |  #14/15 ARKANSAS | 57 | 52 | 109 |
| Nov. 3, 2025 • Fayetteville, Ark. • Bud Walton Arena | | | | | |

Southern 77 • 0-1

| # | Player | | Total | | 3-Ptr | | Rebounds | | | PF | TP | A TO Blk Stl | | | | Min |
|----------------------|--------------------|---|--------|-----------------|--------|-------------|----------|-------|----------------------|----|----|--------------|----|-----|-----|-----|
| | | | FG-FGA | FT-FTA | FG-FGA | FT-FTA | Off | Def | Tot | | | A | TO | Blk | Stl | |
| 01 | DaMarlee Jones | f | 4-8 | 0-0 | 1-2 | 4 | 3 | 7 | 3 | 9 | 1 | 1 | 1 | 0 | 26 | |
| 08 | Malek Abdelgowad | f | 4-7 | 0-0 | 0-0 | 2 | 4 | 6 | 1 | 8 | 0 | 3 | 0 | 0 | 13 | |
| 03 | Cam Amboree | g | 1-4 | 1-2 | 0-0 | 0 | 2 | 2 | 1 | 3 | 0 | 2 | 0 | 0 | 10 | |
| 10 | Michael Jacobs | g | 6-14 | 2-4 | 8-16 | 0 | 1 | 1 | 2 | 22 | 4 | 5 | 0 | 1 | 32 | |
| 35 | PJ Dobioul | g | 0-2 | 0-0 | 0-0 | 0 | 0 | 0 | 2 | 0 | 0 | 0 | 0 | 0 | 4 | |
| 00 | Rondae Hill | g | 3-6 | 3-5 | 0-0 | 0 | 1 | 1 | 1 | 9 | 0 | 1 | 0 | 0 | 14 | |
| 04 | Brandon Hardy | g | 1-3 | 1-2 | 0-0 | 0 | 2 | 2 | 1 | 3 | 1 | 0 | 0 | 1 | 23 | |
| 05 | Jayce Depron | g | 0-4 | 0-3 | 0-0 | 0 | 0 | 0 | 2 | 0 | 0 | 0 | 0 | 0 | 6 | |
| 13 | Lionel Bell | g | 0-0 | 0-0 | 0-0 | 1 | 1 | 2 | 1 | 0 | 0 | 0 | 1 | 0 | 6 | |
| 14 | Fazi Oshodi | g | 5-13 | 5-10 | 0-0 | 1 | 2 | 3 | 0 | 15 | 3 | 0 | 0 | 1 | 26 | |
| 23 | Terrance Dixon Jr. | g | 1-3 | 0-0 | 1-2 | 0 | 3 | 3 | 3 | 3 | 1 | 0 | 1 | 0 | 20 | |
| 24 | Ashton Magee | g | 2-5 | 0-1 | 1-4 | 3 | 2 | 5 | 3 | 5 | 0 | 0 | 0 | 0 | 20 | |
| | Team | | | | | 1 | 4 | 5 | | | | | | | | |
| Totals | | | 27-69 | 12-27 | 11-24 | 12 | 25 | 37 | 20 | 77 | 10 | 12 | 3 | 3 | 200 | |
| FG % 1st Half: 11-34 | | | 32.4% | 2nd half: 16-35 | 45.7% | Game: 27-69 | | 39.1% | Deadball Rebound: 11 | | | | | | | |
| 3FG % 1st Half: 6-13 | | | 46.2% | 2nd half: 6-14 | 42.9% | Game: 12-27 | | 44.4% | | | | | | | | |
| FT % 1st Half: 4-9 | | | 44.4% | 2nd half: 7-15 | 46.7% | Game: 11-24 | | 45.8% | | | | | | | | |

Arkansas 109 • 1-0



| # | Player | | Total | | 3-Ptr | | Rebounds | | | PF | TP | A TO Blk Stl | | | | Min |
|----------------------|--------------------|---|--------|-----------------|--------|-------------|----------|-------|-----------------------|-----|----|--------------|----|-----|-----|-----|
| | | | FG-FGA | FT-FTA | FG-FGA | FT-FTA | Off | Def | Tot | | | A | TO | Blk | Stl | |
| 07 | Trevon Brazil | f | 8-14 | 1-3 | 8-10 | 2 | 9 | 11 | 0 | 25 | 1 | 1 | 1 | 1 | 28 | |
| 23 | Nick Pringle | f | 4-7 | 0-0 | 0-0 | 3 | 5 | 8 | 3 | 8 | 0 | 0 | 0 | 0 | 24 | |
| 24 | Billy Richmond III | f | 2-4 | 0-2 | 2-2 | 0 | 3 | 3 | 5 | 6 | 1 | 1 | 1 | 0 | 16 | |
| 05 | Darius Acuff Jr. | g | 8-13 | 3-5 | 3-3 | 1 | 1 | 2 | 1 | 22 | 4 | 2 | 1 | 1 | 29 | |
| 21 | D.J. Wagner | g | 3-11 | 2-7 | 0-0 | 0 | 4 | 4 | 3 | 8 | 7 | 2 | 1 | 2 | 32 | |
| 00 | Jaden Karulewta | | 0-0 | 0-0 | 0-0 | 0 | 1 | 1 | 0 | 0 | 1 | 0 | 0 | 0 | 2 | |
| 01 | Meleek Thomas | | 7-15 | 4-10 | 3-4 | 4 | 2 | 6 | 2 | 21 | 7 | 1 | 0 | 3 | 30 | |
| 02 | Amere Brown | | 0-0 | 0-0 | 0-0 | 0 | 0 | 0 | 0 | 0 | 0 | 0 | 0 | 0 | 1 | |
| 12 | Malique Ewin | | 2-3 | 0-0 | 2-2 | 3 | 1 | 4 | 2 | 6 | 0 | 0 | 0 | 1 | 17 | |
| 14 | Ayden Kelley | | 0-0 | 0-0 | 0-0 | 0 | 0 | 0 | 0 | 0 | 0 | 0 | 0 | 0 | 1 | |
| 15 | Elmir Dzafic | | 0-0 | 0-0 | 1-2 | 0 | 0 | 0 | 0 | 1 | 0 | 2 | 0 | 1 | 3 | |
| 30 | Isaiah Sealy | | 3-6 | 0-1 | 6-6 | 1 | 2 | 3 | 2 | 12 | 2 | 0 | 0 | 1 | 17 | |
| | Team | | | | | 0 | 3 | 3 | | | | | | | | |
| Totals | | | 37-73 | 10-28 | 25-29 | 14 | 31 | 45 | 18 | 109 | 23 | 9 | 4 | 10 | 200 | |
| FG % 1st Half: 17-32 | | | 53.1% | 2nd half: 20-41 | 48.8% | Game: 37-73 | | 50.7% | Deadball Rebound: 1.1 | | | | | | | |
| 3FG % 1st Half: 6-10 | | | 60.0% | 2nd half: 4-18 | 22.2% | Game: 10-28 | | 35.7% | | | | | | | | |
| FT % 1st Half: 17-18 | | | 94.4% | 2nd half: 8-11 | 72.7% | Game: 25-29 | | 86.2% | | | | | | | | |

Officials: Mike Nance,Patrick Evans,Joe Lindsay
Technical fouls: Southern-None. Arkansas-None.
Attendance: 19200

| Score by periods | 1st | 2nd | Total |
|------------------|-----|-----|-------|
| Southern | 32 | 45 | 77 |
| Arkansas | 57 | 52 | 109 |

Last FG - SU 2nd-00:45, AR 2nd-00:00.
Largest lead - SU by 2 1st-19:18, AR by 37 2nd-04:25.
SU led for 00:43. AR led for 38:35. Game was tied for 00:42.

Score tied - 0 times.
Lead changed - 1 time.

| | | | | | |
|---------------|---|-----------------------|----|----|----|
| GAME 2 FOX |  | #14/15 ARKANSAS | 39 | 27 | 66 |
| |  | #22/21 Michigan State | 36 | 33 | 69 |
| | Nov. 8, 2025 • East Lansing, Mich. • Breslin Center | | | | |

Arkansas 66 • 1-1

| # | Player | | Total | | 3-Ptr | | Rebounds | | | | | PF | TP | A TO Blk Stl | | | | Min |
|----------------------------|--------------------|---|----------------------|--------|-------------------|--------|---------------------|-----|-----|----|----|----|----|--------------|-----|----|--|-----|
| | | | FG-FGA | FT-FTA | FG-FGA | FT-FTA | Off | Def | Tot | A | TO | | | Blk | Stl | | | |
| 07 | Trevon Brazile | f | 1-5 | 0-2 | 1-2 | 0 | 2 | 2 | 4 | 3 | 0 | 2 | 1 | 1 | 1 | 15 | | |
| 23 | Nick Pringle | f | 2-2 | 0-0 | 2-4 | 4 | 3 | 7 | 5 | 6 | 1 | 1 | 3 | 2 | 28 | | | |
| 24 | Billy Richmond III | f | 3-8 | 1-4 | 1-2 | 2 | 4 | 6 | 1 | 8 | 0 | 2 | 1 | 0 | 28 | | | |
| 05 | Darius Acuff jr. | g | 5-16 | 2-8 | 4-7 | 1 | 1 | 2 | 2 | 16 | 6 | 1 | 0 | 2 | 33 | | | |
| 21 | D.J. Wagner | g | 4-6 | 2-4 | 3-4 | 0 | 2 | 2 | 2 | 13 | 3 | 1 | 0 | 3 | 31 | | | |
| 01 | Meleek Thomas | | 5-15 | 2-9 | 4-4 | 2 | 4 | 6 | 3 | 16 | 2 | 2 | 0 | 1 | 29 | | | |
| 11 | Karter Knox | | 0-1 | 0-1 | 0-0 | 0 | 4 | 4 | 2 | 0 | 4 | 4 | 0 | 1 | 19 | | | |
| 12 | Malique Ewin | | 2-3 | 0-0 | 0-0 | 2 | 0 | 2 | 2 | 4 | 0 | 1 | 1 | 1 | 16 | | | |
| 30 | Isaiah Sealy | | 0-0 | 0-0 | 0-0 | 0 | 0 | 0 | 0 | 0 | 0 | 0 | 0 | 0 | 1 | | | |
| | Team | | | | | 2 | 0 | 2 | | | | | | | | | | |
| Totals | | | 22-56 | 7-28 | 15-23 | 13 | 20 | 33 | 21 | 66 | 16 | 14 | 6 | 11 | 200 | | | |
| FG % 1st Half: 14-28 50.0% | | | 2nd half: 8-28 28.6% | | Game: 22-56 39.3% | | Deadball Rebound: 3 | | | | | | | | | | | |
| 3FG % 1st Half: 5-14 35.7% | | | 2nd half: 2-14 14.3% | | Game: 7-28 25.0% | | | | | | | | | | | | | |
| FT % 1st Half: 6-10 60.0% | | | 2nd half: 9-13 69.2% | | Game: 15-23 65.2% | | | | | | | | | | | | | |

Michigan St. 69 • 2-0




| # | Player | | Total | | 3-Ptr | | Rebounds | | | PF | TP | A TO Blk Stl | | | | Min |
|-----------------|------------------|---|--------|-------|-----------|-------|----------|-------|-------|-------|----|--------------|-----|-----|-------------------|-----|
| | | | FG-FTA | FG-FA | FT-FTA | Off | Def | Tot | A | | | TO | Blk | Stl | | |
| 00 | Jaxon Kohler | f | 5-13 | 0-3 | 0-0 | 4 | 3 | 7 | 1 | 10 | 3 | 3 | 0 | 1 | 31 | |
| 55 | Coen Carr | f | 4-7 | 0-1 | 7-8 | 2 | 5 | 7 | 3 | 15 | 3 | 2 | 0 | 1 | 30 | |
| 15 | Carson Cooper | c | 3-5 | 0-0 | 3-4 | 1 | 1 | 2 | 3 | 9 | 2 | 0 | 2 | 1 | 21 | |
| 01 | Jeremy Fears Jr. | g | 0-7 | 0-2 | 4-6 | 1 | 2 | 3 | 3 | 4 | 9 | 3 | 0 | 1 | 34 | |
| 09 | Trey Fort | g | 2-6 | 1-4 | 0-0 | 1 | 1 | 2 | 1 | 5 | 0 | 2 | 1 | 1 | 15 | |
| 02 | Kur Teng | | 0-2 | 0-1 | 0-0 | 0 | 0 | 0 | 0 | 0 | 0 | 1 | 0 | 0 | 6 | |
| 03 | Cameron Ward | | 8-13 | 0-1 | 2-4 | 3 | 7 | 10 | 1 | 18 | 0 | 2 | 0 | 2 | 22 | |
| 06 | Jordan Scott | | 2-4 | 0-1 | 2-4 | 3 | 4 | 7 | 2 | 6 | 0 | 0 | 1 | 0 | 26 | |
| 35 | Jesse McCulloch | | 1-2 | 0-1 | 0-0 | 0 | 0 | 0 | 0 | 2 | 0 | 0 | 0 | 0 | 4 | |
| 99 | Divine Ugochukwu | | 0-2 | 0-0 | 0-0 | 1 | 0 | 1 | 1 | 0 | 1 | 1 | 0 | 0 | 11 | |
| Team | | | | | | | 3 | 3 | 6 | | | | | | | |
| Totals | | | 25-61 | 1-14 | 18-26 | 19 | 26 | 45 | 15 | 69 | 18 | 14 | 4 | 7 | 200 | |
| FG % 1st Half: | | | 14-37 | 37.8% | 2nd half: | 11-24 | 45.8% | Game: | 25-61 | 41.0% | | | | | Deadball Rebound: | |
| 3FG % 1st Half: | | | 0-7 | 0.0% | 2nd half: | 1-7 | 14.3% | Game: | 1-14 | 7.1% | | | | | 5 | |
| FT % 1st Half: | | | 8-11 | 72.7% | 2nd half: | 10-15 | 66.7% | Game: | 18-26 | 69.2% | | | | | | |

Officials: Bart Lenox,Keith Kimble,Brian Dorsey
Technical fouls: Arkansas-None. Michigan St.-None.
Attendance: 14797

| Score by periods | 1st | 2nd | Total |
|------------------|-----|-----|-------|
| Arkansas | 39 | 27 | 66 |
| Michigan St. | 36 | 33 | 69 |

Last FG - AR 2nd-02:43, MIST 2nd-06:02.
Largest lead - AR by 5 1st-00:34, MIST by 8 2nd-07:06.
AR led for 10:24. MIST led for 26:24. Game was tied for 03:12.

Score tied - 5 times.
Lead changed - 12 times.

| | | | | | | |
|---|--|---|------------------|----|----|----|
| GAME 3 | |  | Central Arkansas | 34 | 22 | 56 |
|  | |  | #21/21 ARKANSAS | 43 | 50 | 93 |
| Nov. 11, 2025 • Fayetteville, Ark. • Bud Walton Arena | | | | | | |

Central Arkansas 56 • 1-2

| # | Player | Total | | 3-Ptr | | Rebounds | | | PF | TP | A TO Blk Stl | | | | Min |
|----------------------|--------------------|--------|----------------|--------|-------------|----------|-------|-----|---------------------|----|--------------|----|-----|-----|-----|
| | | FG-FGA | FT-FTA | FG-FGA | FT-FTA | Off | Def | Tot | | | A | TO | Blk | Stl | |
| 25 | Malchiah Marable | f | 0-2 | 0-1 | 0-0 | 0 | 3 | 3 | 2 | 0 | 2 | 2 | 0 | 0 | 14 |
| 01 | Camren Hunter | f | 7-18 | 0-7 | 2-2 | 1 | 3 | 4 | 2 | 16 | 0 | 1 | 0 | 1 | 28 |
| 11 | Rashad Bolden | f | 2-12 | 1-8 | 2-3 | 0 | 3 | 3 | 1 | 7 | 0 | 0 | 0 | 2 | 28 |
| 12 | Ty Robinson | f | 5-10 | 1-6 | 4-5 | 3 | 2 | 5 | 3 | 15 | 0 | 0 | 1 | 0 | 22 |
| 24 | Cole McCormick | f | 0-2 | 0-2 | 1-2 | 1 | 0 | 1 | 4 | 1 | 2 | 1 | 1 | 1 | 17 |
| 00 | Truman Byrne | f | 1-5 | 1-5 | 0-0 | 2 | 4 | 6 | 3 | 3 | 1 | 0 | 0 | 0 | 16 |
| 02 | Javion Guy-King | f | 0-5 | 0-3 | 3-5 | 0 | 2 | 2 | 3 | 3 | 2 | 2 | 0 | 0 | 22 |
| 05 | Tyler Lee | f | 1-2 | 1-2 | 1-3 | 0 | 3 | 3 | 0 | 4 | 2 | 0 | 0 | 0 | 18 |
| 09 | Harrison Beauchamp | f | 0-0 | 0-0 | 0-0 | 0 | 0 | 0 | 0 | 0 | 0 | 0 | 0 | 0 | 3 |
| 13 | Parker Applegate | f | 0-1 | 0-1 | 0-0 | 0 | 0 | 0 | 0 | 0 | 0 | 0 | 0 | 0 | 3 |
| 23 | Chris Mason | f | 0-1 | 0-1 | 0-0 | 0 | 1 | 1 | 0 | 0 | 0 | 1 | 0 | 0 | 9 |
| 32 | Luke Moore | f | 3-9 | 0-5 | 1-1 | 0 | 0 | 0 | 1 | 7 | 2 | 1 | 0 | 1 | 20 |
| | Team | | | | | 3 | 4 | 7 | | | | | | | |
| Totals | | | 19-67 | 4-41 | 14-21 | 10 | 25 | 35 | 19 | 56 | 11 | 8 | 2 | 5 | 200 |
| FG % 1st Half: 12-39 | | 30.8% | 2nd half: 7-28 | 25.0% | Game: 19-67 | | 28.4% | | Deadball Rebound: 3 | | | | | | |
| 3FG % 1st Half: 4-23 | | 17.4% | 2nd half: 0-18 | 0.0% | Game: 4-41 | | 9.8% | | | | | | | | |
| FT % 1st Half: 6-8 | | 75.0% | 2nd half: 8-13 | 61.5% | Game: 14-21 | | 66.7% | | | | | | | | |

| | | | | |
|---|-----------------|-----------|-----------|-----------|
| GAME 5 | Winthrop | 41 | 42 | 83 |
| #21/22 ARKANSAS | | 43 | 41 | 84 |
| Nov. 18, 2025 • Fayetteville, Ark. • Bud Walton Arena | | | | |

Winthrop 83 • 2-3

| # | Player | Total | | 3-Ptr | | Rebounds | | | PF | TP | A | | TO | Blk | Stl | Min |
|-----------------|-------------------|--------|--------|-----------|-------|----------|-------|-------|-------|---------------------|----|----|----|-----|-----|-----|
| | | FG-FGA | FG-FGA | FT-FTA | Off | Def | Tot | | | | | | | | | |
| ## | Logan Duncomb | c | 6-10 | 0-0 | 1-2 | 2 | 2 | 4 | 5 | 13 | 2 | 1 | 1 | 0 | 22 | |
| 01 | Isaiah Wilson | g | 0-2 | 0-1 | 0-0 | 0 | 0 | 0 | 1 | 0 | 2 | 2 | 0 | 0 | 12 | |
| 02 | Kareem Rozier | g | 8-11 | 7-10 | 0-0 | 0 | 2 | 2 | 3 | 23 | 5 | 1 | 0 | 0 | 31 | |
| 07 | Daylen Berry | g | 4-13 | 2-6 | 1-2 | 0 | 2 | 2 | 3 | 11 | 2 | 2 | 0 | 0 | 33 | |
| 11 | Kody Clouet | g | 6-9 | 4-6 | 0-0 | 1 | 3 | 4 | 3 | 16 | 1 | 0 | 0 | 0 | 24 | |
| 03 | Josh Meo | | 1-5 | 0-2 | 2-2 | 0 | 1 | 1 | 0 | 4 | 0 | 1 | 0 | 0 | 17 | |
| 04 | Pharell Boyogueno | | 2-4 | 1-3 | 0-0 | 0 | 3 | 3 | 0 | 5 | 1 | 1 | 1 | 2 | 12 | |
| 15 | Tommy Kamarad | | 1-3 | 1-3 | 0-0 | 0 | 2 | 2 | 0 | 3 | 3 | 1 | 0 | 0 | 10 | |
| 21 | Tai Hamilton | | 0-0 | 0-0 | 0-0 | 0 | 0 | 0 | 1 | 0 | 0 | 0 | 0 | 0 | 5 | |
| 23 | Edward Nnamoko | | 1-5 | 0-0 | 0-0 | 2 | 3 | 5 | 3 | 2 | 1 | 1 | 0 | 0 | 12 | |
| 25 | Seifeldin Hendawy | | 3-5 | 0-1 | 0-0 | 1 | 3 | 4 | 1 | 6 | 1 | 0 | 0 | 1 | 22 | |
| Team | | | | | | | 2 | 1 | 3 | | | | | | | |
| Totals | | | 32-67 | 15-32 | 4-6 | 8 | 22 | 30 | 20 | 83 | 18 | 10 | 2 | 3 | 200 | |
| FG % 1st Half: | | 16-35 | 45.7% | 2nd half: | 16-32 | 50.0% | Game: | 32-67 | 47.8% | Deadball Rebound: 2 | | | | | | |
| 3FG % 1st Half: | | 7-16 | 43.8% | 2nd half: | 8-16 | 50.0% | Game: | 15-32 | 46.9% | | | | | | | |
| FT % 1st Half: | | 2-2 | 100.0% | 2nd half: | 2-4 | 50.0% | Game: | 4-6 | 66.7% | | | | | | | |

Arkansas 84 • 4-1

| # | Player | Total | | 3-Ptr | | Rebounds | | | PF | TP | A | | TO | Blk | Stl | Min |
|-----------------|--------------------|--------|--------|-----------|-------|----------|-------|-------|-------|-----------------------|----|---|----|-----|-----|-----|
| | | FG-FGA | FG-FGA | FT-FTA | Off | Def | Tot | | | | | | | | | |
| 07 | Trevon Brazile | f | 5-6 | 0-0 | 4-4 | 1 | 7 | 8 | 1 | 14 | 2 | 1 | 4 | 1 | 35 | |
| 11 | Karter Knox | f | 3-7 | 1-2 | 2-2 | 1 | 2 | 3 | 2 | 9 | 1 | 2 | 0 | 1 | 24 | |
| 12 | Malique Ewin | f | 1-2 | 0-0 | 0-0 | 2 | 1 | 3 | 1 | 2 | 0 | 0 | 1 | 1 | 7 | |
| 05 | Darius Acuff Jr. | g | 3-10 | 2-4 | 4-4 | 0 | 2 | 2 | 2 | 12 | 5 | 3 | 0 | 0 | 33 | |
| 21 | D.J. Wagner | g | 0-5 | 0-2 | 2-2 | 0 | 1 | 1 | 1 | 2 | 1 | 0 | 1 | 1 | 19 | |
| 01 | Meleek Thomas | | 10-20 | 3-8 | 3-4 | 1 | 2 | 3 | 2 | 26 | 3 | 1 | 0 | 2 | 34 | |
| 23 | Nick Pringle | | 5-5 | 0-0 | 3-4 | 1 | 6 | 7 | 3 | 13 | 0 | 1 | 2 | 0 | 28 | |
| 24 | Billy Richmond III | | 2-3 | 0-1 | 2-2 | 1 | 0 | 1 | 1 | 6 | 1 | 0 | 0 | 0 | 20 | |
| Team | | | | | | | 0 | 5 | 5 | | | | | | | |
| Totals | | | 29-58 | 6-17 | 20-22 | 7 | 26 | 33 | 13 | 84 | 13 | 9 | 8 | 5 | 200 | |
| FG % 1st Half: | | 14-33 | 42.4% | 2nd half: | 15-25 | 60.0% | Game: | 29-58 | 50.0% | Deadball Rebound: 2.1 | | | | | | |
| 3FG % 1st Half: | | 3-12 | 25.0% | 2nd half: | 3-5 | 60.0% | Game: | 6-17 | 35.3% | | | | | | | |
| FT % 1st Half: | | 12-12 | 100.0% | 2nd half: | 8-10 | 80.0% | Game: | 20-22 | 90.9% | | | | | | | |

Officials: Hunter Allen,Wil Howard,Courtney Green
Technical fouls: Winthrop-Logan Duncomb, Arkansas-Nick Pringle.
Attendance: 19200
ARK #30 & #21 - WIN #23 & #4 were ejected for leaving the bench at 0:11.9 in the 2nd half

| Score by periods | 1st | 2nd | Total |
|------------------|-----|-----|-------|
| Winthrop | 41 | 42 | 83 |
| Arkansas | 43 | 41 | 84 |

Last FG - WIN 2nd-02:00, AR 2nd-00:11.
Largest lead - WIN by 5 1st-12:06, AR by 8 1st-04:30.
WIN led for 14:42. AR led for 20:09. Game was tied for 05:09.

| | | | | |
|---|------------------|-----------|-----------|-----------|
| GAME 7 | #4/4 Duke | 41 | 39 | 80 |
| #22/21 ARKANSAS | | 35 | 36 | 71 |
| Nov. 27, 2025 • Chicago, Ill. • United Center • CBS Sports Thanksgiving Classic | | | | |

Duke 80 • 8-0

| # | Player | Total | | 3-Ptr | | Rebounds | | | PF | TP | A | | TO | Blk | Stl | Min |
|-----------------|------------------|--------|--------|-----------|-------|----------|-------|-------|-------|---------------------|----|----|----|-----|-----|-----|
| | | FG-FGA | FG-FGA | FT-FTA | Off | Def | Tot | | | | | | | | | |
| 12 | Cameron Boozer | f | 13-18 | 2-4 | 7-11 | 2 | 7 | 9 | 2 | 35 | 3 | 3 | 0 | 2 | 36 | |
| 21 | Patrick Ngongba | c | 4-8 | 1-2 | 2-2 | 3 | 2 | 5 | 3 | 11 | 2 | 1 | 1 | 1 | 29 | |
| 01 | Caleb Foster | | 5-10 | 2-3 | 3-4 | 1 | 4 | 5 | 1 | 15 | 8 | 4 | 0 | 1 | 33 | |
| 03 | Isaiah Evans | g | 3-10 | 3-9 | 0-0 | 0 | 5 | 5 | 2 | 9 | 0 | 0 | 0 | 0 | 31 | |
| 07 | Dame Sarr | g | 2-6 | 0-3 | 0-0 | 0 | 2 | 2 | 2 | 4 | 0 | 1 | 0 | 1 | 17 | |
| 02 | Cayden Boozer | | 0-2 | 0-0 | 0-0 | 0 | 1 | 1 | 0 | 0 | 0 | 1 | 0 | 0 | 8 | |
| 06 | Maliqu Brown | | 1-1 | 0-0 | 0-0 | 3 | 1 | 4 | 2 | 2 | 3 | 2 | 0 | 1 | 15 | |
| 08 | Darren Harris | | 0-0 | 0-0 | 0-0 | 0 | 0 | 0 | 0 | 0 | 0 | 0 | 0 | 0 | 2 | |
| 14 | Nikolas Khamenia | | 1-4 | 0-2 | 2-4 | 2 | 3 | 5 | 1 | 4 | 0 | 0 | 0 | 0 | 29 | |
| Team | | | | | | | 1 | 0 | 1 | | | | | | | |
| Totals | | | 29-59 | 8-23 | 14-21 | 12 | 25 | 37 | 13 | 80 | 16 | 12 | 1 | 6 | 200 | |
| FG % 1st Half: | | 15-33 | 45.5% | 2nd half: | 14-26 | 53.8% | Game: | 29-59 | 49.2% | Deadball Rebound: 6 | | | | | | |
| 3FG % 1st Half: | | 6-16 | 37.5% | 2nd half: | 2-7 | 28.6% | Game: | 8-23 | 34.8% | | | | | | | |
| FT % 1st Half: | | 5-7 | 71.4% | 2nd half: | 9-14 | 64.3% | Game: | 14-21 | 66.7% | | | | | | | |

Arkansas 71 • 5-2

| # | Player | Total | | 3-Ptr | | Rebounds | | | PF | TP | A | | TO | Blk | Stl | Min |
|-----------------|--------------------|--------|--------|-----------|-------|----------|-------|-------|-------|---------------------|----|----|----|-----|-----|-----|
| | | FG-FGA | FG-FGA | FT-FTA | Off | Def | Tot | | | | | | | | | |
| 07 | Trevon Brazile | f | 3-7 | 2-5 | 3-4 | 3 | 8 | 11 | 2 | 11 | 2 | 2 | 1 | 2 | 35 | |
| 11 | Karter Knox | f | 1-4 | 0-2 | 0-0 | 1 | 1 | 2 | 3 | 2 | 0 | 1 | 0 | 1 | 23 | |
| 23 | Nick Pringle | f | 1-3 | 0-0 | 1-1 | 1 | 0 | 1 | 5 | 3 | 2 | 1 | 0 | 0 | 19 | |
| 05 | Darius Acuff Jr. | g | 8-17 | 4-8 | 1-2 | 0 | 2 | 2 | 1 | 21 | 5 | 1 | 0 | 1 | 37 | |
| 21 | D.J. Wagner | g | 1-5 | 0-3 | 1-1 | 0 | 1 | 1 | 0 | 3 | 3 | 0 | 0 | 1 | 16 | |
| 01 | Meleek Thomas | | 5-15 | 3-10 | 0-0 | 0 | 1 | 1 | 2 | 13 | 2 | 0 | 0 | 0 | 26 | |
| 12 | Malique Ewin | | 3-7 | 0-0 | 1-1 | 2 | 1 | 3 | 3 | 7 | 1 | 1 | 0 | 0 | 20 | |
| 24 | Billy Richmond III | | 4-6 | 1-2 | 2-2 | 2 | 3 | 5 | 2 | 11 | 2 | 5 | 2 | 1 | 24 | |
| Team | | | | | | | 1 | 2 | 3 | | | | | | | |
| Totals | | | 26-64 | 10-30 | 9-11 | 10 | 19 | 29 | 18 | 71 | 17 | 12 | 3 | 8 | 200 | |
| FG % 1st Half: | | 12-33 | 36.4% | 2nd half: | 14-31 | 45.2% | Game: | 26-64 | 40.6% | Deadball Rebound: 5 | | | | | | |
| 3FG % 1st Half: | | 6-16 | 37.5% | 2nd half: | 4-14 | 28.6% | Game: | 10-30 | 33.3% | | | | | | | |
| FT % 1st Half: | | 5-7 | 71.4% | 2nd half: | 4-4 | 100.0% | Game: | 9-11 | 81.8% | | | | | | | |

Officials: Ron Groover,Courtney Green,Steve Anderson
Technical fouls: Duke-None, Arkansas-None.
Attendance: 10766

| Score by periods | 1st | 2nd | Total |
|------------------|-----|-----|-------|
| Duke | 41 | 39 | 80 |
| Arkansas | 35 | 36 | 71 |

Last FG - DUKE 2nd-01:41, AR 2nd-02:58.
Largest lead - DUKE by 13 1st-01:54, AR by 7 1st-14:31.
DUKE led for 16:51. AR led for 18:10. Game was tied for 04:59.

| | | | | |
|---|----------------------|-----------|-----------|------------|
| GAME 6 | Jackson State | 19 | 42 | 61 |
| #21/22 ARKANSAS | | 47 | 68 | 115 |
| Nov. 21, 2025 • Fayetteville, Ark. • Bud Walton Arena | | | | |

Jackson St. 61 • 0-5

| # | Player | | Total | | 3-Ptr | | Rebounds | | | | | PF | TP | A | TO | Blk | Stl | Min |
|----------------------|--------------------|---|--------|-----------------|--------|-------------|----------|-----|----|----|----|----|----|---|----|-----|-----|-----------------------|
| | | | FG-FGA | FG-FGA | FT-FTA | Off | Def | Tot | | | | | | | | | | |
| 03 | Jayne Mitchell Jr. | f | 1-7 | 1-3 | 4-4 | 1 | 1 | 2 | 2 | 7 | 1 | 1 | 0 | 0 | 19 | | | |
| 21 | Kobe Butler | f | 1-7 | 0-1 | 0-0 | 3 | 0 | 3 | 2 | 2 | 1 | 2 | 2 | 2 | 28 | | | |
| 10 | Ebo Wilson | c | 0-0 | 0-0 | 0-0 | 1 | 1 | 2 | 4 | 0 | 0 | 4 | 0 | 0 | 19 | | | |
| 01 | Dorian McMillian | g | 4-11 | 1-5 | 0-0 | 0 | 0 | 0 | 0 | 9 | 0 | 4 | 0 | 0 | 17 | | | |
| 24 | Daeshun Ruffin | g | 0-3 | 0-0 | 0-0 | 0 | 2 | 2 | 0 | 0 | 2 | 0 | 0 | 0 | 8 | | | |
| 00 | Tamarion Hoover | | 6-11 | 4-9 | 3-3 | 1 | 2 | 3 | 3 | 19 | 3 | 0 | 0 | 0 | 21 | | | |
| 04 | Devin Ree | | 2-3 | 1-2 | 0-0 | 1 | 2 | 3 | 2 | 5 | 0 | 1 | 0 | 0 | 17 | | | |
| 07 | Kedrick Simmons | | 3-7 | 1-3 | 0-0 | 0 | 1 | 1 | 2 | 7 | 2 | 0 | 0 | 0 | 24 | | | |
| 09 | Deyan Kolev | | 1-4 | 0-1 | 0-0 | 1 | 0 | 1 | 5 | 2 | 0 | 1 | 0 | 0 | 10 | | | |
| 12 | Delyle Williams | | 3-9 | 0-2 | 1-3 | 1 | 5 | 6 | 2 | 7 | 6 | 6 | 0 | 0 | 28 | | | |
| 13 | Cael Jones | | 1-2 | 1-1 | 0-1 | 0 | 1 | 1 | 3 | 3 | 0 | 0 | 0 | 0 | 9 | | | |
| Team | | | | | | 3 | 0 | 3 | | | | | | | | | | |
| Totals | | | | 22-64 | 9-27 | 8-11 | 12 | 15 | 27 | 25 | 61 | 15 | 20 | 2 | 2 | 200 | | |
| FG % 1st Half: 7-33 | | | 21.2% | 2nd half: 15-31 | 48.4% | Game: 22-64 | 34.4% | | | | | | | | | | | Deadball Rebound: 3.2 |
| 3FG % 1st Half: 3-15 | | | 20.0% | 2nd half: 6-12 | 50.0% | Game: 9-27 | 33.3% | | | | | | | | | | | |
| FT % 1st Half: 2-2 | | | 100.0% | 2nd half: 6-9 | 66.7% | Game: 8-11 | 72.7% | | | | | | | | | | | |

Score tied - 2 times.
Lead changed - 3 times

| | | | | |
|---|----------------------|-----------|-----------|------------|
| GAME 13 | James Madison | 28 | 46 | 74 |
| #18/18 ARKANSAS | | 48 | 55 | 103 |
| Dec. 29, 2025 • Fayetteville, Ark. • Bud Walton Arena | | | | |

James Madison 74 • 7-7

| # | Player | Total | | 3-Ptr | | Rebounds | | | PF | TP | A | | TO | Blk | Stl | Min |
|----------------------|-----------------|--------|-----------------|--------|-------------|----------|-----|----|----|----|----|----|----|-----|-----|---------------------|
| | | FG-FGA | FG-FGA | FT-FTA | Off | Def | Tot | | | | | | | | | |
| 03 | Eddie Ricks III | f | 1-4 | 0-1 | 2-2 | 2 | 4 | 6 | 1 | 4 | 2 | 2 | 0 | 0 | 0 | 25 |
| 21 | Justin McBride | f | 5-10 | 1-4 | 2-2 | 0 | 5 | 5 | 3 | 13 | 1 | 3 | 1 | 0 | 0 | 34 |
| 33 | Gabe Newhof | f | 2-5 | 0-0 | 0-0 | 2 | 1 | 3 | 3 | 4 | 0 | 0 | 0 | 0 | 0 | 15 |
| 02 | Bradley Douglas | g | 7-17 | 4-10 | 1-2 | 1 | 1 | 2 | 4 | 19 | 4 | 5 | 0 | 2 | 36 | |
| 10 | Cliff Davis | g | 3-6 | 3-6 | 0-0 | 0 | 0 | 0 | 0 | 9 | 2 | 0 | 0 | 0 | 0 | 23 |
| 00 | Christian Brown | | 2-2 | 0-0 | 2-2 | 2 | 2 | 4 | 3 | 6 | 0 | 1 | 2 | 0 | 0 | 19 |
| 01 | Paul Jones III | | 2-6 | 2-6 | 3-5 | 1 | 0 | 1 | 0 | 9 | 2 | 1 | 0 | 0 | 0 | 18 |
| 05 | Justin Taylor | | 0-0 | 0-0 | 1-2 | 0 | 0 | 0 | 0 | 1 | 0 | 0 | 0 | 0 | 0 | 2 |
| 11 | Paul Lewis | | 0-1 | 0-0 | 0-0 | 0 | 1 | 1 | 0 | 0 | 0 | 0 | 0 | 0 | 0 | 1 |
| 12 | Kose Egbule | | 0-1 | 0-1 | 0-0 | 0 | 0 | 0 | 0 | 1 | 0 | 0 | 0 | 0 | 0 | 2 |
| 13 | Preston Fowler | | 2-5 | 2-4 | 2-2 | 1 | 3 | 4 | 3 | 8 | 1 | 0 | 0 | 0 | 0 | 19 |
| 25 | Eli Wilborn | | 0-1 | 0-0 | 1-2 | 3 | 0 | 3 | 2 | 1 | 1 | 0 | 0 | 2 | 6 | |
| Team | | | | | 0 | 1 | 1 | | | | 2 | | | | | |
| Totals | | | 24-58 | 12-32 | 14-19 | 12 | 18 | 30 | 20 | 74 | 13 | 14 | 3 | 4 | | 200 |
| FG % 1st Half: 11-29 | | 37.9% | 2nd half: 13-29 | 44.8% | Game: 24-58 | | | | | | | | | | | Deadball Rebound: 2 |
| 3FG % 1st Half: 5-16 | | 31.3% | 2nd half: 7-16 | 43.8% | Game: 12-32 | | | | | | | | | | | |
| FT % 1st Half: 1-2 | | 50.0% | 2nd half: 13-17 | 76.5% | Game: 14-19 | | | | | | | | | | | |

Arkansas 103 • 10-3

| # | Player | Total | | 3-Ptr | | Rebounds | | | PF | TP | A | | TO | Blk | Stl | Min |
|----------------------|--------------------|--------|-----------------|--------|-------------|----------|-----|----|----|-----|----|---|----|-----|-----|---------------------|
| | | FG-FGA | FG-FGA | FT-FTA | Off | Def | Tot | | | | | | | | | |
| 07 | Trevon Brazile | f | 3-6 | 0-2 | 2-2 | 1 | 6 | 7 | 2 | 8 | 3 | 1 | 3 | 2 | 27 | |
| 11 | Karter Knox | f | 3-7 | 1-2 | 0-0 | 1 | 3 | 4 | 1 | 7 | 1 | 0 | 0 | 0 | 0 | 18 |
| 23 | Nick Pringle | f | 1-1 | 0-0 | 2-4 | 5 | 1 | 6 | 1 | 4 | 2 | 0 | 1 | 1 | 19 | |
| 05 | Darius Acuff Jr. | g | 7-12 | 3-6 | 0-0 | 0 | 1 | 1 | 2 | 17 | 6 | 1 | 0 | 0 | 0 | 29 |
| 21 | D.J. Wagner | g | 4-8 | 4-5 | 2-4 | 0 | 0 | 0 | 1 | 14 | 4 | 0 | 0 | 0 | 0 | 26 |
| 00 | Jaden Karuletwa | | 0-0 | 0-0 | 0-0 | 0 | 0 | 0 | 1 | 0 | 0 | 0 | 0 | 0 | 0 | 3 |
| 01 | Meleek Thomas | | 8-16 | 6-10 | 6-7 | 1 | 1 | 2 | 2 | 28 | 0 | 0 | 0 | 0 | 0 | 27 |
| 02 | Amere Brown | | 0-0 | 0-0 | 0-2 | 0 | 0 | 0 | 0 | 0 | 0 | 0 | 0 | 0 | 0 | 1 |
| 12 | Malique Ewin | | 3-5 | 0-0 | 5-8 | 3 | 6 | 9 | 2 | 11 | 1 | 1 | 2 | 3 | 19 | |
| 14 | Ayden Kelley | | 1-1 | 1-1 | 0-0 | 0 | 0 | 0 | 0 | 3 | 0 | 0 | 0 | 0 | 0 | 1 |
| 15 | Elmir Dzafic | | 0-0 | 0-0 | 1-2 | 1 | 0 | 1 | 2 | 1 | 0 | 1 | 0 | 0 | 0 | 3 |
| 24 | Billy Richmond III | | 4-6 | 0-2 | 0-0 | 0 | 4 | 4 | 0 | 8 | 6 | 2 | 0 | 1 | 21 | |
| 30 | Isaiah Sealy | | 0-0 | 0-0 | 2-2 | 0 | 2 | 2 | 1 | 2 | 1 | 0 | 0 | 0 | 0 | 6 |
| Team | | | | | 0 | 1 | 1 | | | | | | | | | |
| Totals | | | 34-62 | 15-28 | 20-31 | 12 | 25 | 37 | 15 | 103 | 24 | 6 | 6 | 7 | | 200 |
| FG % 1st Half: 17-34 | | 50.0% | 2nd half: 17-28 | 60.7% | Game: 34-62 | | | | | | | | | | | Deadball Rebound: 9 |
| 3FG % 1st Half: 7-17 | | 41.2% | 2nd half: 8-11 | 72.7% | Game: 15-28 | | | | | | | | | | | |
| FT % 1st Half: 7-10 | | 70.0% | 2nd half: 13-21 | 61.9% | Game: 20-31 | | | | | | | | | | | |

Officials: Shaun Seales,Wil Howard,Jeb Hartness

Technical fouls: James Madison-None. Arkansas-None.

Attendance: 19200

| Score by periods | 1st | 2nd | Total |
|------------------|-----|-----|-------|
| James Madison | 28 | 46 | 74 |
| Arkansas | 48 | 55 | 103 |

Last FG - JMU 2nd-00:50, AR 2nd-00:31.

Largest lead - JMU by 3 1st-17:18, AR by 33 2nd-03:42.

JMU led for 01:14. AR led for 35:27. Game was tied for 03:19.

Score tied - 3 times.

Lead changed - 2 times.

| | | | | |
|---|------------------------|-----------|-----------|-----------|
| GAME 15 | #15/15 ARKANSAS | 42 | 52 | 96 |
| Ole Miss | | 32 | 55 | 87 |
| Jan. 7, 2026 • Oxford, Miss. • Black Pavilion at Ole Miss | | | | |

Arkansas 94 • 12-3,2-0 SEC

| # | Player | Total | | 3-Ptr | | Rebounds | | | PF | TP | A | | TO | Blk | Stl | Min |
|----------------------|--------------------|--------|-----------------|--------|-------------|----------|-----|----|----|----|----|----|----|-----|-----|---------------------|
| | | FG-FGA | FG-FGA | FT-FTA | Off | Def | Tot | | | | | | | | | |
| 07 | Trevon Brazile | f | 5-6 | 4-5 | 4-7 | 1 | 5 | 6 | 3 | 18 | 1 | 0 | 0 | 1 | 31 | |
| 11 | Karter Knox | f | 4-8 | 2-5 | 0-0 | 2 | 4 | 6 | 3 | 10 | 2 | 2 | 1 | 1 | 30 | |
| 23 | Nick Pringle | f | 2-3 | 0-0 | 2-2 | 3 | 2 | 5 | 3 | 6 | 0 | 2 | 0 | 1 | 21 | |
| 05 | Darius Acuff Jr. | g | 7-18 | 1-4 | 11-12 | 0 | 0 | 0 | 2 | 26 | 9 | 3 | 1 | 2 | 33 | |
| 21 | D.J. Wagner | g | 1-5 | 0-3 | 1-1 | 0 | 2 | 2 | 1 | 3 | 4 | 1 | 0 | 0 | 21 | |
| 01 | Meleek Thomas | | 5-12 | 2-6 | 1-2 | 0 | 1 | 1 | 1 | 13 | 2 | 2 | 0 | 2 | 25 | |
| 12 | Malique Ewin | | 2-3 | 0-0 | 1-4 | 1 | 1 | 2 | 1 | 5 | 0 | 1 | 0 | 0 | 15 | |
| 24 | Billy Richmond III | | 5-5 | 1-1 | 2-2 | 3 | 3 | 6 | 2 | 13 | 1 | 0 | 0 | 0 | 24 | |
| Team | | | 4 | 5 | 9 | | | | | | | | | | | |
| Totals | | | 31-60 | 10-24 | 22-30 | 14 | 23 | 37 | 16 | 94 | 19 | 11 | 2 | 7 | | 200 |
| FG % 1st Half: 17-31 | | 54.8% | 2nd half: 14-29 | 48.3% | Game: 31-60 | | | | | | | | | | | Deadball Rebound: 4 |
| 3FG % 1st Half: 5-11 | | 45.5% | 2nd half: 5-13 | 38.5% | Game: 10-24 | | | | | | | | | | | |
| FT % 1st Half: 3-4 | | 75.0% | 2nd half: 19-26 | 73.1% | Game: 22-30 | | | | | | | | | | | |

Ole Miss 87 • 8-7,0-2 SEC

| # | Player | Total | | 3-Ptr | | Rebounds | | | PF | TP | A | | TO | Blk | Stl | Min |
|----------------------|-----------------|--------|-----------------|--------|-------------|----------|-----|----|----|----|----|----|----|-----|-----|---------------------|
| | | FG-FGA | FG-FGA | FT-FTA | Off | Def | Tot | | | | | | | | | |
| 00 | Malik Dia | f | 6-11 | 0-2 | 4-6 | 2 | 4 | 6 | 4 | 16 | 1 | 2 | 2 | 2 | 27 | |
| 04 | James Scott | f | 3-3 | 0-0 | 0-0 | 1 | 2 | 3 | 3 | 6 | 2 | 1 | 1 | 0 | 24 | |
| 06 | Ilias Kamardine | g | 6-12 | 2-6 | 2-2 | 2 | 2 | 4 | 1 | 16 | 4 | 4 | 0 | 3 | 26 | |
| 08 | Eduardo Klfake | g | 4-5 | 1-2 | 2-2 | 1 | 0 | 1 | 2 | 11 | 3 | 1 | 1 | 2 | 19 | |
| 23 | Patton Pinks | g | 2-8 | 1-4 | 5-6 | 0 | 3 | 3 | 3 | 10 | 0 | 1 | 0 | 0 | 25 | |
| 01 | Corey Chest | | 0-0 | 0-0 | 0-0 | 0 | 0 | 0 | 1 | 0 | 0 | 0 | 0 | 0 | 6 | |
| 02 | AJ Storr | | 5-10 | 0-2 | 2-2 | 0 | 1 | 1 | 2 | 12 | 2 | 0 | 1 | 0 | 19 | |
| 03 | Koren Johnson | | 1-1 | 1-1 | 0-0 | 0 | 0 | 0 | 0 | 3 | 1 | 0 | 0 | 0 | 6 | |
| 11 | Travis Perry | | 1-3 | 1-3 | 0-0 | 1 | 0 | 1 | 1 | 3 | 2 | 0 | 0 | 0 | 17 | |
| 13 | Kezza Giffa | | 2-4 | 2-3 | 0-0 | 0 | 1 | 1 | 2 | 6 | 1 | 1 | 0 | 1 | 14 | |
| 31 | Zach Day | | 0-2 | 0-2 | 0-0 | 0 | 0 | 0 | 0 | 0 | 2 | 0 | 0 | 0 | 6 | |
| 88 | Augusto Cassia | | 1-2 | 0-1 | 2-3 | 0 | 3 | 3 | 4 | 1 | 0 | 0 | 0 | 0 | 11 | |
| Team | | | 1 | 3 | 4 | | | | | | | | | | | |
| Totals | | | 31-61 | 8-26 | 17-21 | 8 | 19 | 27 | 22 | 87 | 19 | 10 | 5 | 8 | | 200 |
| FG % 1st Half: 12-29 | | 41.4% | 2nd half: 19-32 | 59.4% | Game: 31-61 | | | | | | | | | | | Deadball Rebound: 3 |
| 3FG % 1st Half: 4-15 | | 26.7% | 2nd half: 4-11 | 36.4% | Game: 8-26 | | | | | | | | | | | |
| FT % 1st Half: 4-5 | | 80.0% | 2nd half: 13-16 | 81.3% | Game: 17-21 | | | | | | | | | | | |

Officials: Todd Austin,Vladimir Voyard-Tadal,Owen Shortt

Technical fouls: Arkansas-None. Ole Miss-None.

Attendance: 8012

| Score by periods | 1st | 2nd | Total |
|------------------|-----|-----|-------|
| Arkansas | 42 | 52 | 94 |
| Ole Miss | 32 | 55 | 87 |

Last FG - AR 2nd-00:35, UM 2nd-01:01.

Largest lead - AR by 16 2nd-07:35, UM by 2 1st-15:36.

AR led for 37:38. UM led for 00:21. Game was tied for 02:01.

Score tied - 2 times.

Lead changed - 2 times.

| | | | | |
|--|-------------------------|-----------|-----------|-----------|
| GAME 14 | #19/20 Tennessee | 36 | 39 | 75 |
| ESPN 2 | #18/18 ARKANSAS | 37 | 49 | 86 |
| Jan. 3, 2026 • Fayetteville, Ark. • Bud Walton Arena | | | | |

Tennessee 75 • 10-4,0-1 SEC

| # | Player | | Total | | 3-Ptr | Rebounds | | | | PF | TP | A | TO | Blk | Stl | Min |
|----------------------|-------------------|---|--------|-----------------|--------|-------------|-----|-------|----|---------------------|----|----|----|-----|-----|-----|
| | | | FG-FGA | FG-FGA | FT-FTA | Off | Def | Tot | | | | | | | | |
| 06 | DeWayne Brown II | f | 3-7 | 0-0 | 0-0 | 3 | 1 | 4 | 1 | 6 | 0 | 2 | 0 | 0 | 0 | 16 |
| 10 | Nate Ament | f | 4-9 | 0-1 | 5-11 | 1 | 2 | 3 | 2 | 13 | 3 | 1 | 0 | 2 | 31 | |
| 34 | Felix Okpara | c | 1-3 | 0-0 | 1-2 | 0 | 7 | 7 | 4 | 3 | 1 | 1 | 2 | 0 | 31 | |
| 00 | Ja'Kobi Gillespie | g | 5-15 | 2-7 | 2-2 | 0 | 2 | 2 | 4 | 14 | 4 | 1 | 0 | 2 | 35 | |
| 03 | Bishop Boswell | g | 2-3 | 1-2 | 1-2 | 2 | 2 | 4 | 4 | 6 | 3 | 0 | 0 | 2 | 21 | |
| 01 | Amari Evans | | 7-7 | 1-1 | 1-2 | 1 | 2 | 3 | 0 | 16 | 1 | 1 | 0 | 3 | 22 | |
| 13 | J.P. Estrella | | 3-3 | 1-1 | 2-2 | 2 | 2 | 4 | 2 | 9 | 1 | 1 | 0 | 0 | 11 | |
| 23 | Jaylen Carey | | 3-8 | 0-0 | 0-2 | 1 | 2 | 3 | 1 | 6 | 0 | 2 | 0 | 0 | 17 | |
| 35 | Ethan Bure | | 0-0 | 0-0 | 0-0 | 0 | 0 | 0 | 2 | 0 | 0 | 2 | 0 | 1 | 5 | |
| 77 | Amaree Abram | | 1-4 | 0-1 | 0-0 | 1 | 2 | 3 | 2 | 2 | 0 | 1 | 0 | 1 | 11 | |
| | Team | | | | | 0 | 0 | 0 | | | | 2 | | | | |
| Totals | | | 29-59 | 5-13 | 12-23 | 11 | 22 | 33 | 22 | 75 | 13 | 14 | 2 | 11 | | 200 |
| FG % 1st Half: 16-30 | | | 53.3% | 2nd half: 13-29 | 44.8% | Game: 29-59 | | 49.2% | | Deadball Rebound: 6 | | | | | | |
| 3FG % 1st Half: 2-7 | | | 28.6% | 2nd half: 3-6 | 50.0% | Game: 5-13 | | 38.5% | | | | | | | | |
| FT % 1st Half: 2-8 | | | 25.0% | 2nd half: 10-15 | 66.7% | Game: 12-23 | | 52.2% | | | | | | | | |

Arkansas 93 • 14-5, 4-2 SEC

| # | Player | | Total | | | 3-Ptr | | | Rebounds | | | PF | TP | A | TO | Blk | Stl | Min |
|----------------------------|--------------------|---|-----------------------|--------|--------|-------------------|-----|-----|----------|----|----|--------------------|----|----|-----|-----|-----|-----|
| | | | FG-FGA | FG-FGA | FT-FTA | Off | Def | Tot | | | | | | | | | | |
| 07 | Trevon Brazile | f | 4-7 | 0-1 | 2-2 | 1 | 13 | 14 | 2 | 10 | 5 | 2 | 2 | 4 | 32 | | | |
| 11 | Karter Knox | f | 6-9 | 2-5 | 2-2 | 1 | 3 | 4 | 1 | 16 | 2 | 0 | 0 | 29 | | | | |
| 23 | Nick Pringle | f | 4-4 | 0-0 | 0-0 | 3 | 1 | 4 | 1 | 8 | 1 | 0 | 0 | 16 | | | | |
| 01 | Meleek Thomas | g | 5-11 | 3-5 | 0-0 | 1 | 4 | 5 | 2 | 13 | 5 | 1 | 0 | 31 | | | | |
| 05 | Darius Acuff Jr. | g | 7-14 | 3-7 | 0-0 | 0 | 2 | 2 | 0 | 17 | 5 | 2 | 0 | 34 | | | | |
| 00 | Jaden Karuletwia | | 0-0 | 0-0 | 0-0 | 0 | 0 | 0 | 0 | 0 | 0 | 0 | 0 | 1 | | | | |
| 02 | Amere Brown | | 0-0 | 0-0 | 0-0 | 0 | 0 | 0 | 0 | 0 | 0 | 0 | 0 | 1 | | | | |
| 12 | Mallique Ewin | | 5-6 | 0-0 | 6-8 | 2 | 2 | 4 | 3 | 16 | 1 | 1 | 1 | 23 | | | | |
| 14 | Ayden Kelley | | 0-1 | 0-0 | 0-0 | 0 | 0 | 0 | 0 | 0 | 0 | 0 | 0 | 1 | | | | |
| 15 | Elmir Dzafic | | 0-0 | 0-0 | 0-0 | 0 | 0 | 0 | 1 | 0 | 0 | 0 | 0 | 1 | | | | |
| 21 | D.J. Wagner | | 5-8 | 1-3 | 0-0 | 0 | 1 | 1 | 1 | 11 | 3 | 0 | 0 | 16 | | | | |
| 24 | Billy Richmond III | | 1-4 | 0-1 | 0-0 | 0 | 2 | 2 | 4 | 2 | 3 | 0 | 1 | 14 | | | | |
| 30 | Isaiah Sealy | | 0-0 | 0-0 | 0-0 | 0 | 0 | 0 | 0 | 0 | 0 | 1 | 0 | 1 | | | | |
| | Team | | | | | 2 | 1 | 3 | | | | | | | | | | |
| Totals | | | 37-64 | 9-22 | 10-12 | 10 | 29 | 39 | 15 | 93 | 25 | 7 | 4 | 5 | 200 | | | |
| FG % 1st Half: 18-33 54.5% | | | 2nd half: 19-31 61.3% | | | Game: 37-64 57.8% | | | | | | Deadball Rebound 1 | | | | | | |
| 3FG % 1st Half: 7-13 53.8% | | | 2nd half: 2-9 22.2% | | | Game: 9-22 40.9% | | | | | | | | | | | | |
| FT % 1st Half: 3-4 75.0% | | | 2nd half: 7-8 87.5% | | | Game: 10-12 83.3% | | | | | | | | | | | | |

Officials: Lucas Santos, Steven Anderson, Joe Lindsay
Technical fouls: Vanderbilt-None. Arkansas-None.
Attendance: 19200

| Score by periods | 1st | 2nd | Total |
|------------------|-----|-----|-------|
| Vanderbilt | 35 | 33 | 68 |
| Arkansas | 46 | 47 | 93 |

| | Points | In | Off | 2nd | Fast |
|----|--------|-------|-----|--------|-------|
| | VU | Paint | T/O | Chance | Break |
| AR | 22 | 6 | 20 | 8 | 20 |
| VU | 50 | 16 | 12 | 21 | 29 |

Last FG - VU 2nd-00:05, AR 2nd-01:37.
Largest lead - VU None, AR by 31 2nd-01:37.
VU tied for 00:00, AR led for 38:13. Game was tied for 01:47.
Score tied - 1 time.
Lead changed - 0 times.



| Arkansas 85 • 15-5,5-2 SEC | | | | | | | | | | | | | | | |
|--|--------------------|--------|-----------------|--------|----------|-------------|-----|-------|----------|----|----|-----|-----|-----|-----|
| # | Player | Total | | | Rebounds | | | | | | | | | | |
| | | FG-FGA | 3-PT FGA | FT-FTA | Off | Def | Tot | PF | TP | A | TO | Blk | Stl | Min | |
| 07 | Trevon Brazile | f | 3-6 | 1-2 | 0-1 | 1 | 6 | 7 | 3 | 7 | 1 | 2 | 0 | 3 | 28 |
| 11 | Karter Knox | | 2-5 | 1-4 | 0-2 | 4 | 1 | 5 | 3 | 5 | 2 | 1 | 0 | 0 | 24 |
| 23 | Nick Pringle | f | 2-3 | 0-0 | 0-1 | 1 | 1 | 2 | 4 | 4 | 0 | 0 | 0 | 1 | 23 |
| 01 | Meleek Thomas | g | 6-9 | 2-3 | 0-0 | 1 | 1 | 2 | 3 | 14 | 3 | 0 | 0 | 1 | 35 |
| 05 | Darius Acuff Jr. | g | 13-19 | 4-7 | 1-4 | 0 | 2 | 2 | 1 | 31 | 6 | 2 | 2 | 0 | 25 |
| 12 | Malique Ewin | | 2-7 | 0-1 | 2-4 | 1 | 4 | 5 | 0 | 6 | 1 | 2 | 1 | 1 | 17 |
| 21 | D.J. Wagner | | 2-4 | 2-4 | 1-2 | 0 | 0 | 0 | 4 | 7 | 2 | 0 | 0 | 1 | 20 |
| 24 | Billy Richmond III | | 4-7 | 0-1 | 3-4 | 0 | 2 | 2 | 2 | 11 | 3 | 1 | 0 | 0 | 28 |
| | Team | | | | | 0 | 3 | 3 | | | | | | | |
| Totals | | | 34-60 | 10-22 | 7-18 | 8 | 20 | 28 | 20 | 85 | 18 | 8 | 3 | 7 | 200 |
| FG % 1st Half: 13-29 | | 44.8% | 2nd half: 21-31 | | 67.7% | Game: 34-60 | | 56.7% | Deadball | | | | | | |
| 3FG % 1st Half: 4-12 | | 33.3% | 2nd half: 6-10 | | 60.0% | Game: 10-22 | | 45.5% | Rebound | | | | | | |
| FT % 1st Half: 4-7 | | 42.9% | 2nd half: 4-11 | | 36.4% | Game: 7-18 | | 38.9% | 6 | | | | | | |
| Officials: Patrick Evans, Will Howard, Owen Shortt | | | | | | | | | | | | | | | |
| Technical fouls: LSU=None, Arkansas=None. | | | | | | | | | | | | | | | |
| Attendance: 19200 | | | | | | | | | | | | | | | |

| Score by periods | | | |
|------------------|-----|-----|-------|
| | 1st | 2nd | Total |
| LSU | 37 | 44 | 81 |
| Arkansas | 33 | 52 | 85 |

| | | | | | |
|--------|----------|---------|------------|------------|-------|
| Points | In Paint | Off T/O | 2nd Chance | Fast Break | Bench |
| LS | 42 | 8 | 16 | 11 | 12 |
| AR | 36 | 7 | 8 | 13 | 24 |

Last FG - LSU 2nd-00:36, AR 2nd-00:50.
Largest lead - LS by 8 2nd-17:55, AR by 8 2nd-05:00.
LS led for 26:35, AR led for 10:26. Game was tied for 02:59.

Score tied - 6 times.
Lead changed - 13 times.

| | | | | | |
|-----------------|---|--|----|----|----|
| GAME 21 ESPN |  #15/16 ARKANSAS | 44 | 39 | 83 | |
| | |  Oklahoma | 48 | 31 | 79 |
| | | Jan. 27, 2026 • Norman, Okla. • Lloyd Noble Center | | | |

Arkansas 83 • 16-5,6-2 SEC

| # | Player | | Total | | 3-Ptr | | Rebounds | | | | | PF | TP | A TO Blk Stl | | | | Min |
|----------------------|--------------------|---|-------|-----------------|--------|-------|-------------|-----|-------|----------|----|----|----|--------------|-----|--|--|-----|
| | | | FG-FA | FG-FGA | FT-FTA | Off | Def | Tot | A | T | O | | | B | S | | | |
| 07 | Trevon Brazile | f | 3-6 | 0-1 | 0-0 | 0 | 7 | 7 | 1 | 6 | 4 | 2 | 2 | 0 | 34 | | | |
| 11 | Karter Knox | f | 5-8 | 1-4 | 0-0 | 1 | 1 | 2 | 2 | 11 | 0 | 0 | 1 | 1 | 25 | | | |
| 23 | Nick Pringle | f | 4-4 | 0-0 | 0-0 | 1 | 1 | 2 | 3 | 8 | 1 | 1 | 0 | 1 | 21 | | | |
| 01 | Meleek Thomas | g | 7-15 | 0-4 | 2-2 | 0 | 4 | 4 | 3 | 16 | 1 | 0 | 0 | 0 | 33 | | | |
| 05 | Darius Acuff Jr. | g | 7-16 | 1-4 | 6-7 | 0 | 3 | 3 | 0 | 21 | 10 | 0 | 0 | 0 | 36 | | | |
| 12 | Malique Ewin | | 5-5 | 0-0 | 2-2 | 2 | 2 | 4 | 2 | 12 | 1 | 2 | 0 | 0 | 19 | | | |
| 21 | D.J. Wagner | | 0-2 | 0-2 | 0-0 | 0 | 3 | 3 | 1 | 0 | 0 | 1 | 0 | 0 | 14 | | | |
| 24 | Billy Richmond III | | 4-7 | 0-2 | 1-2 | 1 | 2 | 3 | 1 | 9 | 0 | 0 | 0 | 2 | 18 | | | |
| Team | | | | | | 2 | 1 | 3 | | | | | | | | | | |
| Totals | | | 35-63 | 2-17 | 11-13 | 7 | 24 | 31 | 13 | 83 | 17 | 6 | 3 | 4 | 200 | | | |
| FG % 1st Half: 19-31 | | | 61.3% | 2nd half: 16-32 | | 50.0% | Game: 35-63 | | 55.6% | Deadball | | | | | | | | |
| 3FG % 1st Half: 1-7 | | | 14.3% | 2nd half: 1-10 | | 10.0% | Game: 2-17 | | 11.8% | Rebound: | | | | | | | | |
| FT % 1st Half: 5-6 | | | 83.3% | 2nd half: 6-7 | | 85.7% | Game: 11-13 | | 84.6% | 0 | | | | | | | | |

Oklahoma 79 • 11-10,1-7 SEC

| # | Player | | Total | | 3-Ptr | | Rebounds | | | PF | TP | A TO Blk Stl | | | | Min |
|----------------------|-------------------|---|--------|-----------------|--------|--------|-------------|-----|-------|----------|----|--------------|----|---|----|-----|
| | | | FG-FGA | FG-FGA | FT-FTA | Off | Def | Tot | | | | | | | | |
| 05 | Mohamed Wague | f | 2-6 | 0-1 | 5-6 | 6 | 6 | 12 | 3 | 9 | 4 | 4 | 1 | 1 | 27 | |
| 13 | Tae Davis | f | 5-12 | 0-2 | 4-4 | 0 | 3 | 3 | 3 | 14 | 2 | 2 | 0 | 0 | 36 | |
| 35 | Derrion Reid | f | 4-8 | 2-4 | 2-2 | 1 | 5 | 6 | 0 | 12 | 0 | 2 | 0 | 0 | 32 | |
| 01 | Xzayvier Brown | g | 6-15 | 1-5 | 0-0 | 2 | 4 | 6 | 2 | 13 | 3 | 1 | 0 | 0 | 38 | |
| 09 | Nijel Pack | g | 8-15 | 6-11 | 0-0 | 0 | 2 | 2 | 2 | 22 | 2 | 1 | 0 | 0 | 32 | |
| 03 | Jeff Nwankwo | | 2-4 | 0-2 | 0-0 | 0 | 1 | 1 | 1 | 4 | 0 | 0 | 0 | 0 | 13 | |
| 12 | Jadon Jones | | 1-2 | 1-2 | 0-0 | 0 | 0 | 0 | 1 | 3 | 1 | 0 | 1 | 0 | 10 | |
| 15 | Kirill Elatontsev | | 1-1 | 0-0 | 0-0 | 1 | 2 | 3 | 0 | 2 | 0 | 0 | 0 | 1 | 12 | |
| Team | | | | | | 1 | 0 | 1 | | | 2 | | | | | |
| Totals | | | | 29-63 | 10-27 | 11-12 | 11 | 23 | 34 | 12 | 79 | 12 | 12 | 2 | 2 | 200 |
| FG % 1st Half: 20-38 | | | 52.6% | 2nd half: 9-25 | | 36.0% | Game: 29-63 | | 46.0% | Deadball | | | | | | |
| 3FG % 1st Half: 7-16 | | | 43.8% | 2nd half: 3-11 | | 27.3% | Game: 10-27 | | 37.0% | Rebound: | | | | | | |
| FT % 1st Half: 1-2 | | | 50.0% | 2nd half: 10-10 | | 100.0% | Game: 11-12 | | 91.7% | 0 | | | | | | |

Officials: Marques Pettigrew,Vladimir Voyard-Tadal,Courtney Green
 Technical fouls: Arkansas-None. Oklahoma-None.
 Attendance: 8126

| Score by periods | 1st | 2nd | Total |
|------------------|-----|-----|-------|
| Arkansas | 44 | 39 | 83 |
| Oklahoma | 48 | 31 | 79 |



Last FG - AR 2nd-00:20, OK 2nd-01:27.

Largest lead - AR by 4 2nd-00:11, OK by 13 1st-07:24.

AR led for 11:25. OK led for 23:37. Game was tied for 04:58.

Score tied - 9 times.

Lead changed - 15 times.

| | | | | | |
|---------|--|---|----|----|----|
| GAME 22 |  rv/rv Kentucky | 42 | 43 | 85 | |
| | |  #15/16 ARKANSAS | 35 | 42 | 77 |
| | | Jan. 31, 2026 • Fayetteville, Ark. • Bud Walton Arena | | | |

Kentucky 85 • 15-7,6-3 SEC

| # | Player | | Total | | 3-Ptr | | Rebounds | | | PF | TP | A TO Blk Stl | | | | Min |
|----------------------|-------------------|---|--------|-----------------|--------|-------|-------------|-----|-------|----------|----|--------------|---|---|-----|-----|
| | | | FG-FGA | FG-FGA | FT-FTA | Off | Def | Tot | | | | | | | | |
| 04 | Andrija Jelavic | f | 3-4 | 1-1 | 0-0 | 0 | 2 | 2 | 1 | 7 | 0 | 0 | 0 | 0 | 13 | |
| 24 | Malachi Moreno | c | 4-7 | 0-0 | 3-4 | 5 | 2 | 7 | 4 | 11 | 1 | 1 | 2 | 0 | 27 | |
| 00 | Otega Oweh | g | 9-12 | 0-1 | 6-11 | 0 | 8 | 8 | 3 | 24 | 3 | 1 | 0 | 1 | 38 | |
| 01 | Denzel Aberdeen | g | 4-9 | 2-3 | 0-0 | 1 | 0 | 1 | 1 | 10 | 3 | 0 | 1 | 0 | 38 | |
| 05 | Collin Chandler | g | 5-9 | 2-4 | 1-1 | 0 | 1 | 1 | 3 | 13 | 1 | 0 | 0 | 1 | 23 | |
| 02 | Jasper Johnson | | 1-2 | 0-1 | 0-0 | 0 | 0 | 0 | 2 | 2 | 0 | 1 | 0 | 0 | 3 | |
| 09 | Trent Noah | | 1-3 | 1-1 | 6-8 | 0 | 7 | 7 | 2 | 9 | 0 | 0 | 0 | 0 | 19 | |
| 10 | Brandon Garrison | | 2-5 | 0-1 | 0-0 | 1 | 1 | 2 | 2 | 4 | 3 | 1 | 0 | 0 | 13 | |
| 23 | Mouhamed Dioubate | | 1-5 | 0-1 | 3-6 | 3 | 2 | 5 | 3 | 5 | 0 | 0 | 3 | 0 | 26 | |
| Team | | | | | | 0 | 2 | 2 | | | 3 | | | | | |
| Totals | | | 30-56 | 6-13 | 19-30 | 10 | 25 | 35 | 21 | 85 | 11 | 7 | 6 | 2 | 200 | |
| FG % 1st Half: 17-35 | | | 48.6% | 2nd half: 13-21 | | 61.9% | Game: 30-56 | | 53.6% | Deadball | | | | | | |
| 3FG % 1st Half: 5-11 | | | 45.5% | 2nd half: 1-2 | | 50.0% | Game: 6-13 | | 46.2% | Rebound: | | | | | | |
| FT % 1st Half: 3-5 | | | 60.0% | 2nd half: 16-25 | | 64.0% | Game: 19-30 | | 63.3% | 9 | | | | | | |

Arkansas 77 • 16-6,6-3 SEC

| # | Player | | Total | | 3-Ptr | | Rebounds | | | PF | TP | A | TO | Blk | Stl | Min |
|----------------------|--------------------|---|--------|-----------------|--------|-------|-------------|-----|-------|----------|----|---|----|-----|-----|-----|
| | | | FG-FGA | FG-FGA | FT-FTA | Off | Def | Tot | | | | | | | | |
| 07 | Trevon Brazile | f | 5-10 | 2-6 | 4-6 | 2 | 6 | 8 | 5 | 16 | 2 | 0 | 3 | 0 | 38 | |
| 11 | Karter Knox | f | 0-1 | 0-1 | 0-0 | 0 | 1 | 1 | 2 | 0 | 0 | 0 | 0 | 0 | 15 | |
| 23 | Nick Pringle | f | 0-0 | 0-0 | 0-1 | 0 | 0 | 0 | 3 | 0 | 0 | 1 | 0 | 0 | 14 | |
| 01 | Meleek Thomas | g | 4-8 | 0-1 | 2-2 | 0 | 0 | 0 | 3 | 10 | 1 | 0 | 0 | 0 | 26 | |
| 05 | Darius Acuff Jr. | g | 8-20 | 1-4 | 5-8 | 1 | 1 | 2 | 3 | 22 | 3 | 2 | 0 | 0 | 39 | |
| 12 | Malique Ewin | | 4-8 | 0-0 | 3-6 | 1 | 4 | 5 | 3 | 11 | 2 | 0 | 0 | 1 | 25 | |
| 21 | D.J. Wagner | | 2-4 | 0-1 | 0-0 | 0 | 0 | 0 | 1 | 4 | 1 | 0 | 0 | 0 | 15 | |
| 24 | Billy Richmond III | | 6-8 | 0-1 | 2-3 | 1 | 4 | 5 | 4 | 14 | 1 | 1 | 0 | 1 | 28 | |
| Team | | | | | | 4 | 1 | 5 | | | 1 | | | | | |
| Totals | | | 29-59 | 3-14 | 16-26 | 9 | 17 | 26 | 24 | 77 | 10 | 5 | 3 | 2 | 200 | |
| FG % 1st Half: 14-31 | | | 45.2% | 2nd half: 15-28 | | 53.6% | Game: 29-59 | | 49.2% | Deadball | | | | | | |
| 3FG % 1st Half: 1-8 | | | 12.5% | 2nd half: 2-6 | | 33.3% | Game: 3-14 | | 21.4% | Rebound: | | | | | | |
| FT % 1st Half: 6-9 | | | 66.7% | 2nd half: 10-17 | | 58.8% | Game: 16-26 | | 61.5% | 6.1 | | | | | | |

Officials: Lucas Santos,Byron Jarrett,Doug Shows
 Technical fouls: Kentucky-Otega Oweh; Mouhamed Dioubate; Brandon Garrison;
 TEAM: Arkansas-Billy Richmond III; Malique Ewin.
 Attendance: 19200

| Score by periods | 1st | 2nd | Total |
|------------------|-----|-----|-------|
| Kentucky | 42 | 43 | 85 |
| Arkansas | 35 | 42 | 77 |

Last FG - UK 2nd-01:14, AR 2nd-01:45.

Largest lead - UK by 13 1st-12:41, AR by 4 2nd-12:19.

UK led for 34:03. AR led for 03:57. Game was tied for 02:00.

Score tied - 4 times.

Lead changed - 4 times.