

ARKANSAS RAZORBACKS

2025-26 SCHEDULE / RESULTS

		NOVEMBER		all times CT	
3	Fri	14/15	-/- SOUTHERN	SEC Network	W 109 77
8	Sat	14/15	22/21 at Michigan State	FOX	L 66 69
11	Tues	21/21	-/- CENTRAL ARKANSAS	SECN+	W 93 56
14	Fri	21/21	-/- SAMFORD	SECN+	W 79 75
18	Tues	21/22	-/- WINTHROP	SECN+	W 84 83
21	Fri	21/22	-/- JACKSON STATE	SECN+	W 115 61

		CBS THANKSGIVING CLASSIC • Chicago (United Center)			
27	Thurs	22/21	4/4 vs Duke	CBS	L 71 80

DECEMBER

		ESPN ACC/SEC CHALLENGE			
3	Wed	25/23	6/6 LOUISVILLE	ESPN	W 89 80
at NORTH LITTLE ROCK (Simmons Bank Arena)					
6	Sat	25/23	-/- vs Fresno State	SECN+	W 82 58
		REVOCUIT REMATCH • Dallas (American Airlines Center)			
13	Sat	17/17	16/16 vs Texas Tech	ESPN2	W 93 86
16	Tues	14/14	-/- QUEENS	SEC Network	W 108 80
		NEVER FORGET TRIBUTE CLASSIC • Newark (Prudential Center)			
20	Sat	14/14	8/8 vs Houston	CBS	L 71 80
29	Mon	18/18	-/- JAMES MADISON	SECN+	W 103 74

JANUARY

3	Sat	18/18	19/20	TENNESSEE *	ESPN2	W	86	75
7	Wed	15/15	-/-	at Ole Miss *	SEC Network	W	94	87
10	Sat	15/15	RV/-	at Auburn *	ESPN	L	73	95
14	Wed	17/17	-/-	SOUTH CAROLINA *	SEC Network	W	108	74
17	Sat	17/17	21/22	at Georgia *	ESPN2	L	76	90
20	Tues	20/20	15/14	VANDERBILT *	ESPN	W	93	68
24	Sat	20/20	-/-	LSU *	SEC Network	W	85	81
27	Tues	15/16	-/-	at Oklahoma *	ESPN	W	83	79
31	Sat	15/16	RV/RV	KENTUCKY *	ESPN	L	77	85

FEBRUARY

7	Sat	21/21	-/-	at Mississippi State *	ESPN2	W 88 68
10	Tues	21/21	-/-	at LSU *	SEC Network	W 91 62
14	Sat	21/21	RV/-	AUBURN *	ESPN	7:30 pm
18	Wed			at Alabama *	ESPN	6:00 pm
21	Sat			MISSOURI *	ESPN/2	3 or 3:30 pm
25	Wed			TEXAS A&M *	ESPN/2/U	8:00 pm
28	Sat			at Florida *	ESPN/2	7:30 pm

MARCH

4	Wed	TEXAS *	ESPN/2/U	6:00 pm
7	Sat	at Missouri *	ESPN/2/U	11:00 am

SEC TOURNAMENT • Nashville (Bridgestone Arena)

SEC TOURNAMENT

NCAA 1st & 2nd ROUNDS

19 & 21	Buffalo, N.Y. • Greenville, S.C. • Oklahoma City, Okla. • Portland, Ore.
20 & 22	Tampa, Fla. • Philadelphia, Pa. • San Diego, Calif. • St. Louis, Mo.
NCAA REGIONALS	
26 & 28	SOUTH: Houston, Texas • WEST: San Jose, Calif.
27 & 29	EAST: Washington, D.C. • MIDWEST: Chicago, Ill.

APRIL

NCAA FINAL FOUR • Indianapolis (Lucas Oil Stadium)	
4 Sat	NCAA FINAL FOUR
6 Mon	NCAA CHAMPIONSHIP

Home Games in CAPS || * - SEC Games

Arkansas Media Guide

arkansasrazorbacks.com

@RazorbackMBB
@CoachCalArk

@RazorbackMBB
@coachcalark

RazorbackMBB

LIVE STATS

GAME
25

ARKANSAS RAZORBACKS VS AUBURN TIGERS

February 14, 2026 • Saturday • 7:30 pm (CT)
Fayetteville, Ark. • Bud Walton Arena / Nolan Richardson Court (19,200)



OVERALL 18-6
SEC 8-3

#21/21 ARKANSAS RAZORBACKS

John Calipari (Clarion '82)
at UA: 40-20 (2nd yr)

vs. AUB: 15-8
Collegiate: 895-283 (34th yr)



OVERALL 14-10
SEC 5-6

RV/- AUBURN TIGERS

Steven Pearl (Tennessee '10)
at AU: 14-10 (1st yr)

Career: Same

CALIPARI COUNTDOWN TO 900 WINS AS DI HEAD COACH

05

Versus Auburn

- This will be the 63rd meeting between Arkansas and Auburn. All but one (a meeting in the 1967-68 season in Oklahoma City) have come since Arkansas joined the SEC.
- The Razorbacks own a 38-24 advantage in the series, including a 23-6 margin versus the Tigers in games played in Fayetteville.
- Auburn has won three straight in the series and 4 of the last 5. However, three of those five were played in Auburn.
- Auburn is 1 of 3 teams the Razorbacks play twice this season. The Hogs are coming off a win at LSU to sweep that season series. Missouri is the other team. Arkansas will play Mizzou in two of its final five games of the regular season.

LAST MONTH • AUB: 95 - ARK: 73 - 1/10/26 at Neville

- Auburn had three big runs in the first half and never looked back in a 95-73 victory over #15 Arkansas at Neville Arena.
- Keyshawn Hall led Auburn with 30 points (11-of-14 FG and 4-of-5 3PT). KeShawn Murphy added a double-double with 16 points and 10 rebounds.
- The first Auburn run was 8-0 to take a 14-8 lead. The second one, Auburn had a 15-3 run, including an 11-0 spurt, to lead 31-17. The final run, Auburn out-scored the Hogs 9-0 to lead 47-30 with 1:28 left before the break.
- Malique Ewin recorded his first double-double as a Razorback with 13 points and 12 rebounds. Darius Acuff Jr. led the Hogs with 19 points.

Cal 5 Wins From 900

- Coach Cal now has 895 wins and is 5 shy of reaching 900 wins as head coach at an NCAA Division I program.
- Currently, only five coaches have at least 900 wins as head coach while at NCAA Division I programs: Mike Krzyzewski (1,202); Jim Boeheim (1,116); Rick Pitino (904); Roy Williams (903) and Bob Knight (902).
- IF ARKANSAS GOES 5-0 OVER THE NEXT 5 GAMES: Cal will get 900 wins in 1,183 gms coached, tying Coach K for 2nd fastest to 900.
- If not, Cal has a 38-game cushion over Pitino and will be 3rd fastest.
- Coach K won 900 games at the age of 64. Cal (turned 67 on Feb 10) will likely be the 2nd youngest to 900 (Bob Knight was 67 and nearly 3 months).

IN SEC GAMES ONLY

- Arkansas 1st FG% (.514) • BLK SHOTS (5.73)
2nd AST/TO (1.8) • Scoring Margin (+8.2) • TO Margin (+2.7)
3rd PPG (86.7) • Assists (16.1)
4th 3PT% Def (.313)
- Darius Acuff Jr. 1st Scoring (23.18) • Assists (6.36)
3rd AST/TO (2.80)
4th FG% (.497)

Acuff Looking to Be the "First"

- Darius Acuff Jr. is on pace to be the first player (on record) to lead the league in both scoring (23.18) and assists (6.36) in SEC games only.
- Vandy's Tyler Tanner in 2nd in both (22.27 ppg and 5.91 apg)
- SEC ONLY STATS ONLY DATE BACK TO THE 1990-91 SEASON.
- Pete Maravich likely accomplished the feat in 1970 as he led the SEC overall at 44.5 ppg & 6.3 assists but, again, SEC only stats are not available.

Road Kill

- Arkansas is having unprecedented success in its SEC road wins.
- Arkansas has four SEC road wins, all significant.
- Arkansas trailed by 13 at Oklahoma with 7:43 left in the first half and

TV: ESPN
Tom Hart (PxP)
Dane Bradshaw (Analyst)

RADIO: Learfield Razorback Sports Network
Chuck Barrett (PxP)
Matt Zimmerman (Analyst)
Arkansas Gameday App
Radio Affiliates

SATELLITE RADIO:
Sirius/XM: 208 or 191
XM App/Online Channel 961

VS AUBURN:	ALL	SEC
OVERALL ... (ARK-OPP) ...	38-24	38-23
Home: ... (ARK-OPP) ...	23-6	23-6
Away: ... (ARK-OPP) ...	13-17	13-17
Neutral: ... (ARK-OPP) ...	2-1	2-0

MOST RECENT MEETINGS:

01/06/2018	22/-	L	88-77	A
02/27/2018	-/14	W	91-82	H
02/20/2019	L		79-56	A
02/04/2020	-/11	L	79-76 (OT)	A
12/30/2020	W		97-85	H
01/20/2021	W		75-73	H
02/08/2022	-/1	W	80-76 (OT)	H
01/07/2023	13/22	L	72-59	A
03/09/2023	W		76-73	N (Nashville)
01/06/2024	-/25	L	83-51	H
02/19/2025	-/1	L	67-60	A
01/10/2026	15/-	L	95-73	A

'25-26 NCAA STAT COMPARISON

88.8	11th	Scoring Off.	84.3	32nd	
76.5	253rd	Scoring Def.	78.7	303rd	
+12.3	34th	Scoring Margin	+5.7	113th	
.502	18th	FG%	.463	130th	
.437	159th	FG% Def.	.452	251st	
.371	38th	3PT%	.330	237th	
8.3	145th	3PT Made/Gm	7.8	183rd	
.309	51st	3PT% Def.	.356	297th	
23.3	71st	FTA/Gm	28.0	2nd	
.740	118th	FT%	.741	111th	
17.2	63rd	FT Made/Gm	20.8	2nd	
36.3	142nd	Reb./Gm	37.0	104th	
11.0	187th	Off. Rebs	13.6	20th	
25.4	131st	Def. Rebs	23.4	264th	
+1.8	158th	Reb. Margin	+4.2	76th	
1.84	6th	A/TO Ratio	1.30	126th	
17.2	34th	Assists/Gm	13.2	243rd	
+2.6	48th	TO Margin	+2.0	72nd	
12.0	176th	TO Forced	12.1	156th	
9.3	11th	TO/Gm	10.1	46th	
7.4	123rd	Steals/Gm	7.8	87th	
31.5	25th	Bench Pts/Gm	21.1	203rd	
5.1	18th	Blocks/Gm	4.3	67th	
.567	23rd	Effective FG%	.527	144th	
19.3	3rd	Fastbreak Pts	12.1	110th	
16.3	92nd	Fouls/Gm	17.7	183rd	

THE RAZORBACKS

No.	Name	Pronunciation	Pos.	Yr.	Ht.	Wt.	Hometown	High School / Previous School / Team	Wing Span	Standing Reach	Max Vertical
0	Jaden Karuletwra	Car-Rue-leh-Twah	G	So.	6-4	195	Sun Valley, Calif.	Village Christian HS	6-3	8-3	32
1	Meleek Thomas		G	Fr.	6-5	185	Pittsburgh, Pa.	Overtime Elite (Ga.) – City Reapers	6-6	8-4	39
2	Amere Brown	Uh-Meer	G	Fr.	5-9	180	Pittsburgh, Pa.	Woodland Hills HS	6-0	7-7	29
5	Darius Acuff Jr.		G	Fr.	6-3	190	Detroit, Mich.	IMG Academy (Fla.)	6-5.5	8-2	39.5
7	Trevon Brazile	Trev-In “Brazil”	F	Sr.	6-10	230	Springfield, Mo.	Kickapoo HS / Missouri	7-4	9-2	41
11	Karter Knox		W	So.	6-6	220	Tampa, Fla.	Overtime Elite (Ga.) – RWE	6-10	8-10	38
12	Malique Ewin	You-in	F	Sr.	6-10	240	Lawrenceville, Ga.	Berkmar HS / Florida State	7-2	9-2	35.5
14	Ayden Kelley		G	So.	5-10	170	Memphis, Tenn.	Northpoint Christian (Miss.) School	6-1.5	7-7	33
15	Elmir Džafić	El-Meer JAWF-ich	C	Fr.	7-0	285	Tuzla, Bosnia-Herzegovina	KK Bosna Sarajevo	7-2	9-2	26.5
21	D.J. Wagner		G	Jr.	6-4	190	Camden, N.J.	Camden HS / Kentucky	6-5.5	8-3	37
23	Nick Pringle		F	Gr. Sr.	6-10	230	Seabrook, S.C.	Whale Branch HS / South Carolina	6-11	9-0.5	33
24	Billy Richmond III		W	So.	6-6	205	Memphis, Tenn.	Camden (N.J.) HS	6-9	8-8.5	42
30	Isaiah Sealy		W	Fr.	6-7	195	Springdale, Ark.	Springdale HS	6-8	8-6.5	39
35	Karim Rtail	Kuh-Reem Ruh-Tail	W	Fr.	6-7	205	Beirut, Lebanon	Neptūnas-Akvaservis	6-9.5	8-9.75	31.75
99	Paulo Semedo	suh-MAY-dough	F	Fr.	7-1	225	Luanda, Angola	West Oaks (Orlando, Fla.) Academy	7-6	9-4	31.5

Head Coach: John Calipari (Clarion, 1982)

Associate Head Coach: Kenny Payne (Louisville, 2003)

Associate Head Coach: Chin Coleman (Lamar, 1997)

Assistant Coach/Recruiting Coordinator: Chuck Martin (Monmouth, 1993)

Assistant Coach/Dir. of On-Court Player Development: Brad Calipari (Kentucky, 2019)

Special Assistant to the Head Coach: Bruiser Flint (Saint Joseph's, 1987)

Basketball Assistant: Tyler Ullis

General Manager: Chris Woolard (UCLA, 1997)

Director of Operations: Riley Hall (Arkansas, 2016)

Dir. of Student-Athlete Devel./Mid-South Recruiting: Ronnie Brewer (Arkansas, 2015)

Video Coordinator: Kevin Butty (San Diego State, 2020)

Chief of Staff: Lunetha Pryor

Head Athletic Trainer: Matt Townsend (Idaho, 2017)

Head Strength Coach: Dave Richardson (Louisiana-Monroe, 1989)

Graduate Assistants: Dorian Aluyi (Ferris State '22) • Timajh Parker-Rivera (Towson '16) • Xavier Pina (Florida Gulf Coast '25) • Ray Surratt (Kentucky '24)



Jaden KARULETWA
Communications



Meleek THOMAS
Communications



Amere BROWN
Communications



Darius ACUFF Jr.
Communications



Trevon BRAZILE
Communications



John CALIPARI
Head Coach



Kenny PAYNE
Associate Head Coach



Karter KNOX
Communications



Malique EWIN
Sociology



Ayden KELLEY
Business



Elmir DŽAFIĆ
Education



D.J. WAGNER
Communications



Chin COLEMAN
Associate Head Coach



Chuck MARTIN
Assistant Coach/
Recruiting Coordinator



Nick PRINGLE
Alabama '24 (Comm Studies)
• 2nd degree Arts & Sciences



Billy RICHMOND III
Communications



Isaiah SEALY
Communications



Karim RTAIL
Recreation & Sport
Management



Paulo SEMEDO
Business



Brad CALIPARI
Asst. Coach / Director of On-
Court Player Development



Bruiser FLINT
Special Assistant to
the Head Coach



Tyler ULLIS
Basketball Assistant



Chris WOOLARD
General Manager



Riley HALL
Director of Operations



Ronnie BREWER
Dir. of Student-Athlete Development
& Mid-South Recruiting



Kevin BUTTY
Video Coordinator



Dave RICHARDSON
Head Strength & Condition-
ing Coach



Matt TOWNSEND
Head Athletic Trainer



Cal's 2026 G League All-Stars

^ Jonas Aidoo ^ Skal Labissière

Cal's HAS 6 2026 NBA All-Stars

John Calipari has an **NBA-best 6 players** (of the 25 total) playing this year's All-Star game. In fact, **no other coach has more than one**. Cal's 2026 All-Stars include:

- ^ Karl-Anthony Towns (6th all-star game)
- ^ Devin Booker (5th all-star game)
- ^ Shai Gilgeous-Alexander (4th all-star game)
- ^ Tyrese Maxey (2nd all-star game)
- ^ De'Aaron Fox (2nd all-star game)
- ^ Jamal Murray (1st all-Star game)

• 4th year in a row at least 4 of Cal's players have made the all-star game
... 13th straight year at least 1 of Cal's players making the All-Star game.

NBA OPENING DAY ROSTERS

- The Razorbacks had nine players on 2025-26 NBA opening day rosters.
- **No coach (or no college program minus one) had more players on 2025-26 NBA opening-day rosters than John Calipari's 26.**

MOST NBA PLAYERS ON OPENING DAY ROSTERS 2025-26 (including 2-way)

1	Kentucky	27	25 played for Cal
2	Duke	24	
3	UCLA	14	
4	Arizona	14	

CALIPARI vs SEC SCHOOLS

1	Kentucky	27	
	COACH CAL	26	25 at UK, 1 at ARK
2	Arkansas	9	
3	Alabama	8	
	Florida	8	

trailed by three at halftime. Arkansas only led for 11:26 for the game and its largest lead was just 4 points with 11 seconds left ... the final scored of 83-79. **The 13-point deficit is the largest Arkansas has faced this season and came back to win.**

^ **FOR THE FIRST TIME SINCE JOINING THE SEC** (1992), the Hogs have led at halftime by double digits in SEC road games three times : at Ole Miss (led 42-32) • at Miss State (led 43-30) • at LSU (led 42-27).

^ **FOR THE FIRST TIME SINCE JOINING THE SEC** (1992), the Hogs won two SEC road games by at least 20 points, beating Miss State by 20 (88-68) and LSU by 29 (91-62) in a three-day span.

Notable from LSU Sweep

- Arkansas swept LSU this season, beating the Tigers 85-81 in Fayetteville, and, 17 days later, beating LSU 91-62 in Baton Rouge. But wins at LSU are not common for Arkansas.
- ^ It was the first time to sweep the Tigers since 2022. The Hogs won both meetings in the regular season and beat LSU in the SEC Tourney.
- ^ Arkansas has won 8 of the last 11 meetings vs LSU overall and leads the all-time series, 46-37. However, LSU has won 4 of the last 6 versus Arkansas in the PMAC and leads 22-14 in games played in Baton Rouge.
- ^ Coach Cal improved to 18-6 versus LSU all time (3-1 at ARK). **Cal is now just 7-5 in games played in Baton Rouge all time.**
- ^ **The 29-point win** at the PMAC ties for the 12th-largest margin of victory in an SEC game and **the 3rd-largest in a road SEC game.**
- ^ **Despite the 29-point win and scoring 91 points at LSU ... Arkansas only had 10 assists and was just 3-of-12 from 3PT.**
- ^ LSU did not block a Razorback shot in either game, Arkansas had 13 (10 at LSU).
- ^ LSU was a combined 6-of-36 (16.7%) fro 3-point range.

Notable from the Mississippi State Win

- Arkansas held Josh Hubbard to 0-of-4 from 3-point range and had his SEC record of making a 3-pointer snapped at 69 games.
- **Arkansas snapped a six-game losing streak to Miss State in games played in Starkville, getting the Hogs' first win in The Hump since 2015. Arkansas is just 24-8 all-time in games played in Starkville.**
- **HOWEVER, Razorback head coach John Calipari improved to 22-1 all-time versus the Bulldogs and 10-0 in Starkville.**

Acuff and Thomas on UA Record Book Watch

DARIUS ACUFF JR. is on pace to set some freshman records and finish among the overall top 10 in several categories.

ARKANSAS FRESHMAN RECORD WATCH

^ 20.79 ppg	UA FR record is 18.7 by George Kok (1944-45)	on pace for UA FR Record
^ 499 pts	UA FR record is 540 by Scotty Thurman (1992-93)	41 points shy of UA FR Record
^ 182 FG made	UA FR record is 204 by Scotty Thurman (1992-93)	22 FG made shy of UA FR Record

ARKANSAS OVERALL SEASON TOP 10 WATCH

^ 20.79 ppg	currently #8 on UA list	#7 on UA list is 22.0 • #9 is 20.68 • #10 is 20.44 • #11 is 20.39
^ 499 pts	#10 on UA list is 647	148 points shy of UA top 10
^ 182 FG made	#10 on UA list is 245	63 FG made shy of UA top 10
^ 367 FG Att	#10 on UA list is 460	93 FG Att shy of UA top 10
^ 150 assists	#10 on US list is 181	31 assists shy of UA top 10

ARKANSAS SEC GAMES ONLY SEASON TOP 10 WATCH

^ 23.18 ppg	#1 on UA list is 23.55 (Mason Jones '20) & #3 is 23.00 (Todd Day '92)	
^ 255 pts	#10 on UA list is 284	29 points shy of UA SEC top 10
^ 94 FG made	#10 on UA list is 102	9 FG made shy of UA SEC top 10
^ 189 FG Att	#10 on UA list is 224	35 FG Att shy of UA SEC top 10
^ 70 assists	#10 on US list is 80	10 assists shy of UA SEC top 10

MELEEK THOMAS is on pace to finish among the top 10 in 3-point shooting.

ARKANSAS SEC GAMES ONLY SEASON TOP 10 WATCH

^ .442 3PT%	currently #6 on UA list	#5 on UA list is .447 ... #7 is .440
-------------	--------------------------------	--------------------------------------

The Vandy Win Marked Hogs' 8th Top 25 Matchup

- The Arkansas-Vanderbilt game was the eighth time in which the Razorbacks and their opponent were ranked. **That is the most top-25 match-ups during a regular season for Arkansas.**
- ^ The previous best was five top-25 regular-season match-ups in 2022-23, 1994-95, 1991-92 and 1990-91.
- ^ The overall most top-25 match-ups for the Hogs was the 1994-95 season when Arkansas and its opponent were ranked 11 times (including 5 in the regular season, two in the SEC and four in the NCAA tournament games).
- **With the win vs Vandy, Arkansas earned its fourth win in top 25 match-ups this season (4-4), tying the UA record for the regular season.**
- ^ 1994-95 had 8 overall top-25 match-up wins (4-1 regular season - 4-2 postseason).
- ^ 1991-92 had 4 top-25 match-up wins (4-1 all regular season)

THOMAS ON PAR WITH MOSES MOODY

- With Darius Acuff getting a lot of attention – and rightfully so, it could be easy to overlook the incredible season Meleek Thomas is having too.
- **Comparing Thomas' season stats to MOSES MOODY, WHO WAS THE 2021 SEC FRESHMAN OF THE YEAR**, the Razorbacks' 1st "one-and-done" and an NBA Lottery pick.

	THOMAS	MOODY
^ SCORING	15.3 ppg *	16.8 ppg *
^ FG%	42.4%	42.7%
^ 3PT%	38.7%	35.8%
^ FT%	83.3%	81.2%
^ REBS	3.4	5.8
^ ASSISTS/GM	2.7	1.6
^ STEALS/GM	1.5	1.0

* **Moody led the team in scoring**; Thomas is playing with Acuff, who is averaging over 20 ppg

DYNAMIC DUO

- **Darius Acuff Jr. and Meleek Thomas are the top scoring freshmen combo in the country.**

FROSH PPG LEADERS (THRU 2/12)

	G	TOT	AVG
1 AJ Dybantsa, BYU	24	589	24.5
2 Cameron Boozer, Duke	24	553	23.0
3 Ebuka Okorie, Stanford	23	515	22.4
4 DARIUS ACUFF JR., ARKANSAS	24	499	20.8
5 Caleb Wilson, North Carolina	24	476	19.8
6 Lewis Walker, N.C. A&T	22	421	19.1
7 Tounde Yessoufou, Baylor	24	444	18.5
8 Keaton Wagler, Illinois	25	462	18.5
9 Gavin Sykes, Long Beach St.	21	382	18.2
10 Alex Wilkins, Furman	26	470	18.1
11 Hannes Steinbach, Washington	22	387	17.6
12 Nate Ament, Tennessee	24	421	17.5
13 Nick Janowski, St. Thomas (MN)	26	451	17.3
14 Kevair Kennedy, Merrimack	25	433	17.3
15 Larry Johnson, McNeese	25	423	16.9
16 Kingston Flemings, Houston	24	398	16.6
17 Ace Glass III, Washington St.	27	442	16.4
18 Isaiah Johnson, Colorado	25	403	16.1
19 Thijs De Ridder, Virginia	24	386	16.1
20 Leroy Blyden Jr., Toledo	25	399	16.0
21 Jake Hall, New Mexico	25	394	15.8
22 Brayden Burries, Arizona	24	377	15.7
23 Preston Edmead, Hofstra	25	391	15.6
Stefan Vaaks, Providence	25	391	15.6
25 Jalen Haralson, Notre Dame	24	372	15.5
26 DeSean Goode, Robert Morris	26	399	15.3
27 MELEEK THOMAS, ARKANSAS	24	366	15.3
28 Nigel James Jr., Marquette	25	380	15.2
29 Joel Foxwell, Portland	27	409	15.1
30 Greyson Uelmen, North Dakota	28	424	15.1

NCAA TOP 3PT SHOOTING FROSH

(THRU 2/12)	G	3FG	AVG
1 Jake Hall, New Mexico	25	78	3.12
2 Preston Edmead, Hofstra	25	69	2.76
3 Stefan Vaaks, Providence	25	68	2.72
4 Keaton Wagler, Illinois	25	66	2.64
5 Dylan Ducommun, NIU	19	44	2.32
6 Maguire Mitchell, IU Indy	26	60	2.31
7 Ace Glass III, Washington St.	27	62	2.30
8 Spence Sims, Gardner-Webb	24	55	2.29
9 MELEEK THOMAS, ARKANSAS	24	55	2.29
10 Leroy Blyden Jr., Toledo	25	57	2.28
11 Timofei Rudovskii, Bryant	24	54	2.25
12 DARIUS ACUFF JR., ARKANSAS	24	53	2.21
13 Lucas Hobin, Air Force	24	53	2.21
14 Gavin Sykes, Long Beach St.	21	46	2.19



PLAYER MISCELLANEOUS STATS

* - Indicates played in some games but redshirted that season

LED HIS TEAM IN SCORING (INCLUDES TIES)

Player	21-22	22-23	23-24	24-25	25-26	Career
Acuff Jr.	-	-	-	-	16	16
Brazile	0	2 *	0	1	4	7
Ewin	-	0	-	6	1	7
Knox	-	-	-	3	0	3
Pringle	1	1	0	1	0	3
Richmond III	-	-	-	1	0	1
Thomas	-	-	-	-	4	4
Wagner	-	-	2	2	0	4

LED HIS TEAM IN REBOUNDING (INCLUDES TIES)

Player	21-22	22-23	23-24	24-25	25-26	Career
Brazile	7	5 *	12	9	11	44
Ewin	-	0	-	17	4	21
Knox	-	-	-	1	4	5
Pringle	1	2	8	11	5	29
Richmond III	-	-	-	4	2	6
Thomas	-	-	-	-	1	1
Wagner	-	-	2	0	0	2

LED HIS TEAM IN ASSISTS (INCLUDES TIES)

Player	21-22	22-23	23-24	24-25	25-26	Career
Acuff Jr.	-	-	-	-	20	20
Brazile	-	- *	-	-	1	1
Ewin	-	0	-	2	0	2
Pringle	0	0	1	1	0	2
Richmond III	-	-	-	1	1	2
Thomas	-	-	-	-	4	4
Wagner	-	-	7	16	2	25

DOUBLE-FIGURE SCORING GAMES

Player	21-22	22-23	23-24	24-25	25-26	Career
Acuff Jr.	-	-	-	-	24	24
Brazile	4	6 *	9	10	14	42
Ewin	-	1	-	23	12	36
Knox	-	-	-	14	9	23
Pringle	1	5	13	14	3	36
Richmond III	-	-	-	6	12	18
Sealy	-	-	-	-	2	2
Thomas	-	-	-	-	20	20
Wagner	-	-	13	22	9	44

DOUBLE FIGURE REBOUNDING GAMES

Player	21-22	22-23	23-24	24-25	25-26	Career
Brazile	1	2 *	4	4	5	16
Ewin	-	0	-	9	1	10
Knox	-	-	-	0	2	2
Pringle	1	2	4	5	1	13

DOUBLE FIGURE ASSISTS GAMES

Player	21-22	22-23	23-24	24-25	25-26	Career
Acuff Jr.	-	-	-	-	4	4
Wagner	-	-	1	0	0	1

DOUBLE-DOUBLES

Player	21-22	22-23	23-24	24-25	25-26	Career
Acuff Jr.	-	-	-	-	4	4
Brazile	0	2 *	4	4	5	15
Ewin	-	0	-	9	1	10
Knox	-	-	-	0	2	2
Pringle	1	2	3	3	0	9
Wagner	-	-	1	0	0	1

TRIPLE-DOUBLES

Player	21-22	22-23	23-24	24-25	25-26	Career
--						

20+ POINT SCORING GAMES

Player	21-22	22-23	23-24	24-25	25-26	Career
Acuff	-	-	-	-	15	15
Brazile	0	3 *	0	0	4	7
Ewin	-	0	-	4	2	6
Knox	-	-	-	2	1	3
Thomas	-	-	-	-	5	5
Wagner	-	-	2	1	0	3

An Elite Schedule

Arkansas made history as the first team (on record) to schedule all the teams that advanced to the NCAA Elite 8 the previous year, four SEC opponents and four non-conference opponents.

The Razorbacks will face the Final Four teams

Houston (in Newark) Duke (in Chicago) Florida (in Gainesville) Auburn (a home-and-home)

The Razorbacks will face the other Elite 8 teams

Tennessee (in Fayetteville) Alabama (in Fayetteville) Texas Tech (in Dallas) Michigan State (in East Lansing)

Nothing But NET

After its loss to Kentucky, Arkansas fell from 20th to 24th in the NCAA NET, then fell to 26th without a midweek game and remained at #26 despite its 20-point win at Mississippi State. **Arkansas jumped to 20th after its win at LSU.**

Arkansas is 12-0 versus NCAA QUAD 2, 3 & 4 teams

- 1 of 2 SEC teams with no QUAD 2, 3 or 4 losses (with Tennessee)

- 1 of 14 NCAA teams with no QUAD 2, 3 or 4 losses

Thru Feb. 12 Arkansas is 1 of 6 teams that have played at least 12 NCAA QUAD 1 games this season.

^ Duke (10-2)

^ Florida (7-5)

^ Arkansas (6-6)

^ Kentucky (6-6)

^ Auburn (4-9)

^ Notre Dame (2-10)

These are the (Fast) Breaks; 3rd in the NCAA

After getting out-scored 48-39 in fastbreak points through the first three SEC games....

Arkansas returned to form vs South Carolina and out-scored the Gamecocks, 32-7 in fastbreak points.

^ Arkansas out-scored NCAA leader Georgia, 25-23, in fastbreak points in the loss at Stegeman.

Arkansas out-scored Vandy 21-8 in fastbreak points

^ Arkansas was only credited with 6 fastbreak points at Oklahoma (who had just 3), were out-scored 9-2 versus Kentucky and the Hogs out-scored Miss State, 15-13.

Arkansas out-scored LSU 21-9 in fastbreak points in the 29-point win at Baton Rouge

HOWEVER ... for the season, Arkansas is averaging 19.25 fastbreak points for the season, 3rd-best in the NCAA.

The Hogs have had 30-plus fastbreak points five times this season.

^ 32 vs South Carolina ^ 32 vs Southern ^ 30 vs Central Arkansas ^ 34 vs Jackson State ^ 31 vs James Madison

ON THE DEFENSIVE END, ARKANSAS IS ONLY ALLOWING 10.25 FASTBREAK POINTS PER GAME (246 TOTAL).

Hogs' 2-Point Shooting is On Pace for UA Record AGAIN ... Rank 1st in SEC in FG%

Arkansas was just 2-of-17 from 3-point range at Oklahoma, but shot an impressive 71.7% (33-of-46) from 2-point range.

^ That was the program's sixth-best effort overall on 2-point attempts and second-best in an SEC game.

Arkansas was just 3-of-14 from 3-point range versus Kentucky, but shot 58.8% (26-of-45) from 2-point. 28-47

Arkansas shot 59.6% (28-of-47) from 2-point at Mississippi State and shot 64.0% (32-of-50) from 2-point at LSU.

OVERALL FG%: ARKANSAS IS SHOOTING 50.2% FROM THE FIELD OVERALL 18TH IN THE NCAA / 1ST SEC

^ SEC FG%: Arkansas is shooting 51.4% from the field overall 1ST IN THE SEC

2PT% ALL GMS: Arkansas is an impressive 57.4% (563-of-981) inside the arc.

^ SEC 2PT%: Arkansas is shooting 59.6% (286-of-480) from inside the arc

Arkansas is on pace to break its own school record of FG% on ts 2-point attempts, which was set last season. (HogStats)

1. 57.4% on 2PT% - 2025-26

2. 54.1% on 2PT% - 2024-25

3. 53.8% on 2PT% - 1993-94

Owning The Ball • 6th in NCAA in A/TO (1st SEC); 1st in SEC (11th NCAA) in Fewest Turnovers

Arkansas had a season-high 27 assists versus just four turnovers in the win over South Carolina.

Arkansas had 25 assists with seven turnovers in the blowout win over Vandy.

Arkansas had 22 assists with seven turnovers in the 20-point win at Miss State.

^ Arkansas also had single digit turnovers versus LSU (8), Oklahoma (6) and Kentucky (4).

THE RAZORBACKS RANK 6TH IN THE NCAA (1ST IN THE SEC) IN ASSIST-TO-TURNOVER RATIO AT 1.88.

^ Arkansas averages 17.5 assists

28th in the NCAA / 2nd SEC

^ Arkansas commits just 9.3 turnovers per game

13th in the NCAA / 1st SEC

Arkansas is 7-0 this season when getting at least 20 assists and has kept its turnovers to single digits 14 times (13-1).

Shooting the 3 ... 38th in NCAA in 3PT%; 2ND IN THE SEC

Despite its sub-par performances from 3-point range at Georgia (5-of-21; 23.8%), at Oklahoma (2-of-17; 11.8%), versus Kentucky (3-of-14; 21.4%) and at LSU (3-of-12; 25%), **Arkansas ranks 2nd the SEC in 3-point percentage (38th NCAA) at 37.1%.**

^ Texas A&M leads the SEC in 3PT% at 37.4%

Arkansas was much better from deep in five SEC games:

^ 41.7% (10-of-24) at Ole Miss

^ 38.1% (8-of-21) at Auburn

^ 38.1% (8-of-21) vs South Carolina

^ 40.9% (9-of-22) vs Vandy

^ 45.5% (10-of-22) vs LSU

^ 36.4% (8-of-22) at Miss State

Over the last 16 games from 3PT: Meleek Thomas 42.2% (35-83)

Darius Acuff Jr. 41.1% (35-85)

IN SEC GAMES ONLY from 3PT: Meleek Thomas 44.2% (23-52)

Darius Acuff Jr. 37.3% (25-59)

Acuff Does it Again

In an 11-game span, Darius Acuff Jr. turned in three of the best performances by an NCAA freshman ever, scoring at least 18 points and dishing out at least 10 assists while committing zero turnovers.

According to ESPN, there's only been five individual games in NCAA history in which a FRESHMAN posted at least 18 points, 10 assists and zero turnovers. It has happened four times this year and three times by Darius Acuff Jr. Acuff did it three times in an 11-game span.

ALL-TIME LIST OF NCAA FRESHMAN WITH AT LEAST 18 PTS • 10 ASSISTS • 0 TURNSOVERS

Darius Acuff Jr. ARK vs Queens 12/16/25 23 pts • 10 assists • 0 turnovers

Darius Acuff Jr. ARK vs South Carolina 01/14/26 18 pts • 13 assists • 0 turnovers

Darius Acuff Jr. ARK at Oklahoma 01/27/26 21 pts • 10 assists • 0 turnovers

Mohammad Habhab E. MICH vs Oakland 11/21/25 24 pts • 10 assists • 0 turnovers

RJ Barrett DUKE vs NC State 02/16/19 23 pts • 10 assists • 0 turnovers

Brazile Does it Again

Four times this season, Trevon Brazile came up with a blocked shot (or multiple blocked shots) to win the game for Arkansas.

^ VS WINTHROP: Blocked a season-high four shots ... all in the final 11 minutes - two were 3-point attempts and one was a

jumper at the free throw line ... The last one came with 42 seconds left and led to a Darius Acuff layup to cut the Hogs' deficit to one (83-82) ... The Hogs went on to win 84-83.

^ **VS LOUISVILLE:** Had a blocked shot with 7:31 left that Coach Calipari said "won the game"

^ **VS TEXAS TECH:** Had a blocked with Arkansas leading by six with 45 seconds left to help seal the win.

^ **AT OKLAHOMA:** With Arkansas up two, Brazile blocked a shot with 12 seconds left to help secure the win.

Brazile Likes Playing Vandy and In Mississippi ... SUPER SOLID LAST SIX GAMES

• **TREVON BRAZILE HAD PRODUCED TWO OF HIS 14 CAREER DOUBLE-DOUBLES VERSUS VANDERBILT.**

2026 vs VU: 10 points and a 14 rebounds The 14 rebounds were a season high and tied his SEC career-high.

^ ADDED a **career-high five assists** and **tied his career-high with four steals** ... Added two blocked shots.

2025 at VU: 16 points and a 14 rebounds The 14 rebounds were a season high and set his SEC career-high.

• **TREVON BRAZILE HAS SET SEC CAREER HIGHS IN SCORING IN THE STATE OF MISSISSIPPI.**

at Ole Miss 2026: Scored a then SEC career-high 18 points (5-of-6 FG • 4-of-5 3PT • 4-of-7 FT)

at Miss State 2026: Scored an SEC career-high 19 points (7-of-12 FG • 2-of-6 3PT • 3-of-5 FT)

• **OVER THE LAST SIX GAMES** (Vanderbilt, LSU, at Oklahoma, Kentucky, at Miss State, at LSU). Brazile stuffed the stat sheet

^ **He is averaging a team-best 9.3 rebounds** 14 vs VU • 12 at LSU • 7 vs LSU & OU • 8 vs UK & MSU

^ **Has a team-best 16 blocked shots** 5 at LSU • 4 at MSU • 3 vs UK • 2 vs OU & VU

^ **Has a team-best 12 steals** 4 vs VU & at LSU • 3 vs LSU

^ **He has 17 assists** - 2nd-most on the team 5 vs VU • 4 at OU & MSU

^ **He is averaging 12.0 points** - 3rd-best on the team 19 vs MSU • 16 vs UK • 14 at LSU • 10 vs VU

• **NO RAZORBACK HAS EVER HAD 30+ MADE THREES, 30+ BLOCKS AND 30+ STEALS IN A SEASON.** (HogStats)

^ Brazile would get there with 2 more made 3s. **AS OF NOW, Brazile has 28 made 3's • 36 BLKS • 37 STL**

^ Only one Razorback has reached those levels over an entire career - J.D. Notae in 2 yrs (130 made 3's • 36 BLKS • 127 STL)

Acuff Pads Stats vs Nation's Best and SEC Opponents

• Darius Acuff is averaging:

OVERALL SEASON:	20.79 ppg and 6.25 apg	
SEC SEASON:	23.18 ppg and 6.36 apg	
VS 8 AP TOP 25:	20.88 PPG AND 6.38 APG	(167 PTS AND 51 ASSISTS)
vs 16 Non-Ranked Opp:	20.75 ppg and 6.19 apg	(332 pts and 99 assists)

Acuff 1 of 3 in NCAA to Average 18 Points and 6.0 Assists

• Darius Acuff is 1 of only 3 players in the NCAA to average 18 points and 6 assists.

^ **DARIUS ACUFF JR., ARKANSAS** Fr. 20.8 pts 6.3 assists

^ Christian Anderson, Texas Tech So. 19.1 pts 7.7 assists

^ Boopie Miller, SMU Sr. 19.2 pts 6.8 assists

Freshmen Sensations (Stats Thru 2/12)

• **NCAA TOP FRESHMEN SCORING COMBOS**

1. Arkansas 36.04 ppg • 865 pts in 24 gms Darius Acuff Jr. • 499 pts (20.8) Meleek Thomas • 366 pts (15.3)

2. Illinois 31.04 ppg • 776 pts in 25 gms Keaton Wagler • 462 pts (18.5) David Mirkovic • 314 pts (12.6)

• **For the season, Acuff ranks**

- FG Made	182	NCAA: 10th	NCAA FR: 3rd	SEC: 1st
- Assists/GM	6.3	NCAA: 20th	NCAA FR: 3rd	SEC: 1st
- Scoring	20.8	NCAA: 19th	NCAA FR: 4th	SEC: 3rd
- Assist/TO Ratio	3.00	NCAA: 29th	NCAA FR: 4th	SEC: 2nd
- FG%	49.6%	NCAA: 144th	NCAA FR: 21st	SEC: 5th
- Double-Doubles	4	NCAA: 156th	NCAA FR: T-16th	SEC: 8th
- 3's Made/GM	2.21	NCAA: 217th	NCAA FR: 12th	SEC: 10th

• **For the season, Thomas ranks**

- 3's Made/GM	2.29	NCAA: 182nd	NCAA FR: 9th	SEC: 7th
- Steals	1.50	NCAA: 211th	NCAA FR: 24th	SEC: 12th
- FG Made	128	NCAA: 257th	NCAA FR: 34th	SEC: 13th
- FG%	42.4%	NCAA: 301st	NCAA FR: 37th	SEC: 16th
- Scoring	15.3	NCAA: 263rd	NCAA FR: 27th	SEC: 19th

Billy GOAT; Has Done "Billy" Things Last 3 Games

• Billy Richmond III may have played well in the loss at Georgia and is coming off three straight SEC career-bests.

AT GEORGIA

^ 12 points 1 shy of then SEC career High

^ **6 FG made** ties then career high

^ **11 FG Att** Set career high

^ 8 rebounds season high (1 shy of career high)

^ 3 blocked shots led the team

VS KENTUCKY career high rejected Somto Cyril at the rim [WATCH](#)

^ 14 points SEC career High

^ **6 FG made** ties then career high Was 6-of-8 from the field overall and 2-of-3 at the line

^ 5 rebounds

AT MISS STATE

^ 14 points ties SEC career High (from previous game)

^ **7 FG and 11 FGA** 7 FG made is a career high and 11 FGA ties career high

^ Added 4 rebounds and 3 assists

AT LSU

^ 13 points 5-of-9 FG (2 misses were 2 dunks)

^ Added 5 rebounds and 2 blocked shots

Acuff Earns First SEC Freshman of the Week Honor (12/08)

• Arkansas guard Darius Acuff Jr. averaged 17.5 points, nine assists and five rebounds in wins over #6 Louisville and Fresno State to be named the **SEC Men's Basketball Freshman of the Week.**

• **Win vs #6 Louisville:** Recorded his **first career double-double with 17 points and a career-high 10 assists** while adding five rebounds ... Scored 11 of his 17 points in the second half. Specifically, scoring 9 of the Hogs' final 15 points.

TEAM MISCELLANEOUS STATS

RECORD BREAKDOWN

At Bud Walton Arena	2025-26: 12-1	Cal Era: 24-5
On The Road	2025-26: 4-3	Cal Era: 8-9
Neutral Site (includes NLR)	2025-26: 2-2	Cal Era: 7-6
White "Razorbacks" Uni	2025-26: 9-0 !	Cal Era: 20-4 *
White "94 "Razorbacks" Uni	2025-26: 4-3	Cal Era: 4-4
White "Hog" Uni	2025-26: 3-0	Cal Era: 8-1
Cardinal "Arkansas" Uni	2025-26: 1-2	Cal Era: 4-7
Cardinal "94 "Razorbacks" Uni	2025-26: 1-1	Cal Era: 4-4
* L at Mizzou '25 • 1 W at Miss St & at LSU in back-to-back road gms in '26		

STARTING THE GAME

When ARK wins tip	2025-26: 9-3	Cal Era: 27-12
When OPP wins tip	2025-26: 9-3	Cal Era: 13-8
When ARK scores first	2025-26: 8-2	Cal Era: 20-10
When OPP scores first	2025-26: 10-4	Cal Era: 20-10

LEADS AND DEFICITS

Leading at the half	2025-26: 15-1	Cal Era: 30-3
• 2025-26: home: 11-0 / road: 3-1 / neutral 1-0		
Trailing at the half	2025-26: 3-5	Cal Era: 10-16
• 2025-26: home: 1-0 / road: 1-3 / neutral 1-1		
Tied at the half	2025-26: 0-0	Cal Era: 0-1
• 2025-26: home: 0-0 / road: 0-0 / neutral 0-0		
'25-26 W/ 10:00 left	Leading: 14-2 Trailing: 3-4 Tied: 1-0	
• Cal Era Leading: 34-6 Trailing: 5-14 Tied: 1-0		
'25-26 W/ 5:00 left	Leading: 17-0 Trailing: 0-6 Tied: 0-0	
• Cal Era Leading: 37-1 Trailing: 3-18 Tied: 0-1		
'25-26 W/ 2:00 left	Leading: 17-0 Trailing: 1-6 Tied: 0-0	
• Cal Era Leading: 36-1 Trailing: 3-18 Tied: 1-1		
'25-26 in OT	ALL: 0-0 OT: 0-0 2OT: 0-0 3OT: 0-0	
• Cal Era ALL: 0-0 OT: 0-0 2OT: 0-0 3OT: 0-0		
1 Possession GMS (3 pts or less)	2025-26: 1-1	Cal Era: 5-4
GMS decided by 4-to-10 pts	2025-26: 6-3	Cal Era: 13-10
GMS decided by 11-to-20 pts	2025-26: 2-1	Cal Era: 9-4
GMS decided by 21-plus pts	2025-26: 8-1	Cal Era: 12-2

PLAYER SCORING

Only 1 Hog in Double Figures	2025-26: 0-0	Cal Era: 0-0
2 Hogs in Double Figures	2025-26: 0-0	Cal Era: 3-3
3 Hogs in Double Figures	2025-26: 2-2	Cal Era: 8-6
4 Hogs in Double Figures	2025-26: 10-2	Cal Era: 15-6
5 Hogs in Double Figures	2025-26: 3-1	Cal Era: 9-3
6 Hogs in Double Figures	2025-26: 3-0	Cal Era: 4-0
7 Hogs in Double Figures	2025-26: 1-0	Cal Era: 3-0
8+ Hogs in Double Figures	2025-26: 0-0	Cal Era: 0-0
At Least 1 Hog Scores 20+	2025-26: 15-3	Cal Era: 26-7
2 Hogs Score 20+	2025-26: 2-1	Cal Era: 6-3
3+ Hogs Score 20+	2025-26: 2-0	Cal Era: 2-0

TEAM SCORING	ARK	OPP
30-39 pts	'25-26: 0-0 Cal Era: 0-0	'25-26: 0-0 Cal Era: 1-0
40-49 pts	'25-26: 0-0 Cal Era: 0-0	'25-26: 0-0 Cal Era: 1-0
50-59 pts	'25-26: 0-0 Cal Era: 0-2	'25-26: 2-0 Cal Era: 4-0
60-69 pts	'25-26: 0-1 Cal Era: 2-8	'25-26: 4-1 Cal Era: 12-4
70-79 pts	'25-26: 1-4 Cal Era: 10-6	'25-26: 6-0 Cal Era: 12-6
80-89 pts	'25-26: 7-1 Cal Era: 11-4	'25-26: 6-2 Cal Era: 9-6
90-99 pts	'25-26: 5-0 Cal Era: 11-0	'25-26: 0-3 Cal Era: 1-4
100+ pts	'25-26: 5-0 Cal Era: 6-0	'25-26: 0-0 Cal Era: 0-0

ARK SHOOTING PCT	FG%	3PT%
50% or Better	'25-26: 13-0 Cal Era: 24-0	'25-26: 4-0 Cal Era: 6-0
40% - 49.9%	'25-26: 5-5 Cal Era: 14-13	'25-26: 3-1 Cal Era: 10-3
30% - 39.9%	'25-26: 0-1 Cal Era: 1-6	'25-26: 9-2 Cal Era: 15-6
20% - 29.9%	'25-26: 0-0 Cal Era: 0-1	'25-26: 1-3 Cal Era: 6-8
19.9% or Worse	'25-26: 0-0 Cal Era: 0-0	'25-26: 1-0 Cal Era: 3-3

OPP SHOOTING PCT	FG%	3PT%
50% or Better	'25-26: 2-3 Cal Era: 4-4	'25-26: 0-0 Cal Era: 0-0
40% - 49.9%	'25-26: 10-3 Cal Era: 19-15	'25-26: 3-3 Cal Era: 8-5
30% - 39.9%	'25-26: 5-0 Cal Era: 13-2	'25-26: 7-2 Cal Era: 14-9
20% - 29.9%	'25-26: 1-0 Cal Era: 3-0	'25-26: 5-0 Cal Era: 10-4
19.9% or Worse	'25-26: 0-0 Cal Era: 0-0	'25-26: 3-1 Cal Era: 8-2

REBOUNDING/TURNOVERS/ASSISTS

Out-rebounding opponent	2025-26: 11-2	Cal Era: 24-4
Out-rebounded by opp.	2025-26: 6-4	Cal Era: 14-16
Rebounds are even	2025-26: 0-0	Cal Era: 1-0
Grabbing 10+ off reb	2025-26: 10-4	Cal Era: 17-13
Forcing 15+ turnovers	2025-26: 4-1	Cal Era: 12-2
Committing less than 15 TO	2025-26: 15-4	Cal Era: 34-14
^ Committing single-digit TO	2025-26: 12-1	Cal Era: 17-5
Dishing Out 20+ Assists	2025-26: 7-0	Cal Era: 12-0

BY MONTH

In November	2025-26: 5-2	Cal Era: 10-4
In December	2025-26: 5-1	Cal Era: 11-1
In January	2025-26: 6-3	Cal Era: 7-9
In February	2025-26: 2-0	Cal Era: 7-3
In March	2025-26: 0-0	Cal Era: 5-3
In April	2024-25: 0-0	Cal Era: 0-0

PLAYER MISCELLANEOUS STATS

* - Indicates played in some games but redshirted that season

30+/40+ POINT SCORING GAMES

Player	21-22	22-23	23-24	24-25	25-26	Career
Acuff	-	-	-	-	1/0	1/0

1+/3+ THREE-POINTERS MADE IN A GAME

Player	21-22	22-23	23-24	24-25	25-26	Career
Acuff	-	-	-	-	23/10	23/10
Brazile	10/0	5/3 *	15/2	14/2	13/4	57/11
Ewin	-	0	-	0	2/0	2/0
Karuletwa	-	-	-	0	1/0	1/0
Kelley	-	-	-	0	1/0	1/0
Knox	-	-	-	21/5	14/3	35/8
Richmond III	-	-	-	2/0	6/0	8/0
Thomas	-	-	-	-	22/11	22/11
Wagner	-	-	16/3	23/4	14/2	52/9

5+ REBOUNDS IN A GAME

Player	21-22	22-23	23-24	24-25	25-26	Career
Acuff	-	-	-	-	6	6
Brazile	16	6 *	15	19	20	76
Ewin	-	1	-	21	12	34
Knox	-	-	-	7	10	17
Pringle	2	5	17	20	12	56
Richmond III	-	-	-	6	9	15
Sealy	-	-	-	-	1	1
Thomas	-	-	-	-	7	7
Wagner	-	-	2	4	0	6

3+/5+ ASSISTS IN A GAME

Player	21-22	22-23	23-24	24-25	25-26	Career
Acuff	-	-	-	-	22/18	22/18
Brazile	0/0	0/0 *	0/0	1/0	5/1	6/1
Ewin	-	0/0	-	3/0	1/0	4/0
Knox	-	-	-	3/1	2/0	5/1
Pringle	0/0	0/0	2/0	3/0	2/0	7/0
Richmond III	-	-	-	7/1	7/1	14/2
Thomas	-	-	-	-	11/4	11/4
Wagner	-	-	20/7	26/13	9/2	55/22

3+ BLOCKS IN A GAME

Player	21-22	22-23	23-24	24-25	25-26	Career
Brazile	5	1 *	4	3	6	19
Ewin	-	1	-	2	1	4
Knox	-	-	-	1	0	1
Pringle	0	1	1	1	1	4
Richmond III	-	-	-	-	1	1
Sealy	-	-	-	-	1	1

3+ STEALS IN A GAME

Player	21-22	22-23	23-24	24-25	25-26	Career
Acuff	-	-	-	-	2	2
Brazile	0	0 *	0	4	4	8
Ewin	-	0	-	3	1	4
Pringle	1	1	0	0	0	2
Richmond III	-	-	-	0	1	1
Thomas	-	-	-	-	4	4
Wagner	-	-	3	1	2	6

DUNKS

Player	21-22	22-23	23-24	24-25	25-26	Career
Acuff	-	-	-	-	6	6
Brazile	NA	12 *	28	35	31	104
Ewin	-	NA	-	NA	34	NA
Knox	-	-	-	14	14	28
Pringle	4	23	40	32	32	131
Richmond III	-	-	-	17	18	35
Sealy	-	-	-	-	5	5
Thomas	-	-	-	-	3	3
Wagner	-	-	1	4	4	9

- Win vs Fresno State: Had a **game-high 18 points and eight assists** with just one turnover and five rebounds.

Acuff Repeats SEC Freshman of the Week (12/12)

- Darius Acuff Jr. scored 20 points to go with eight assists, four rebounds and a block in the 93-86 win over #16 Texas Tech in the Revocruit Rematch to earn his second SEC Freshman of the Week honors (12/12) and **was additionally named Dick Vitale's Diaper Dandy Freshman of the Week.**

- Win vs Texas Tech, Acuff scored 20 points with eight assists (vs 2 turnovers) ... He was +17 in the seven-point win.

Acuff Triples Up On SEC Freshman of the Week (12/22)

- For the third straight week, Razorback guard Darius Acuff Jr. was named the **SEC Men's Basketball Freshman of the Week.**
- For the week, Acuff averaged 25 points, 8.5 assists, 4.0 rebounds and 2.0 steals.
- **Win vs Queens,** Acuff scored a then career-high 23 while tying his career-high with 10 assists for his second double-double of the season. He had zero turnovers, was 4-of-6 from 3-point range and added a career-high three steals in the win.
- **Loss vs #8 Houston,** Acuff scored a then career-high 27 points to go with seven assists and five rebounds ... Had a career high in FT made (8) and FT attempted (11) ... Dished out seven assists.

Acuff Earns 4th Straight SEC Freshman of the Week (1/5); Adds Multiple Honors

- Razorback Darius Acuff Jr. was named the **Jersey Mike's Naismith Men's College Basketball Player of the Week,** the **NCAA March Madness National Freshman of the Week,** **Dick Vitale's Diaper Dandy of the Week,** and, **for the fourth straight time, the SEC Freshman of the Week.**
- **Acuff became just the fifth player in SEC history to earn SEC Freshman of the Week honors four consecutive times.**
- For the week, Acuff averaged 23 points and five assists while shooting 57.1% from the field, including 46.2% from 3-point.
- **Win vs JMU:** Acuff had a 17-point, six-assist performance. He led Arkansas to a 48-28 halftime cushion with 12 points (5-of-9 FG) and five assists in the period.
- **Win vs #19 TENN:** Acuff scored a then career-high 29 points (9-of-16 FG • 8-of-9 FT) and made two clutch 3-pointers late in the second half ... In the first half, he scored 10 points, but 9 of the 10 were critical points ... Scored Arkansas's first 7 points to make the score 9-7 and later gave Arkansas a one-point lead at the break with his pull-up jumper with two seconds left ... In the second half, scored 19 points (5-of-8 FG • 2-of-3 3PT • 7-of-7 FT) ... With Arkansas **down two (53-51 with 12 minutes to play), Acuff scored 16 of the Hogs' final 35 points.**

Thomas WOULD-A-COULD-A-SHOULDA Been SEC Freshman of the Week Jan. 5

- Even though Darius Acuff Jr. was the SEC Freshman of the Week (Jan. 5), Meleek Thomas matched Acuff's excellence in the wins over James Madison and #19 Tennessee.

ACUFF	23.0 ppg (46 total)	57.1% FG (16-28)	45.2% 3PT (6-13)	8-9 FT
THOMAS	23.0 ppg (46 total)	48.3% FG (14-29)	64.3% 3PT (9-14)	9-10 FT

- **JMU,** Thomas led the team with a **season-high 28 points** while making a season-high six 3-pointers ... During a 19-2 run in the first half, Thomas scored 14 with three 3-pointers and finished with 18 first-half points ... Was a **team-best +35** in 26:56 played.
- **TENNESSEE:** According to Coach Cal, kept Arkansas in the game in the first half with 12 points (5-of-7 FG • 2-of-2 3PT) ... Finished with **18 points while tying a career-high with three steals** ... Was a **team-best +21** in the 11-point win, playing 30:26.

Acuff Wins SEC Frosh of the Week for a Record 5th Straight Time (1/12)

- For a record-setting fifth-straight time, Arkansas guard Darius Acuff Jr. was selected as the **SEC Freshman of the Week (1/12).**
- ^ Averaged 22.5 pts and 5.0 assists ... Playing in his first two career SEC road games, led the Hogs in scoring in both games.
- **Acuff is the first player in SEC history to earn the honor in five consecutive weeks** and is the 13th player in league history (since the award started in 1988) to earn the honor at least five times in a season.
- **Win At Ole Miss,** Led the Hogs by scoring 26 points and dishing out nine assists ... With the Rebels making a comeback attempt, Acuff scored 20 of his 26 points in the second half while handing out six of his nine assists in the period.
- **Loss At Auburn,** he also led Arkansas in scoring with 19 points.

Acuff Gets Record-Tying 6th SEC Honor (1/26)

- Darius Acuff Jr. averaged 24 points and 5.5 assists in leading Arkansas to wins over #15 Vanderbilt and LSU to **earn his record-tying sixth SEC Freshman of the Week (1/26)** honor. It was his sixth honor in a seven-week span.
- Acuff was particularly impressive in the second half of both wins as he averaged 16.5 points and 5.0 assists while shooting 87.5% from the field (14-16 FG) and 80% from 3-point range (4-5 3PT).
- **Win vs #15 Vandy:** Led the Hogs with 17 points ... Was 4-of-5 from the field and had all five of his assists in the second half.
- **Win vs LSU: Scored a career-high 31 points** with six assists and a career-high two blocked shots ... Scored 24 points in the second half (10-of-11 FG • 3-3 3PT) with five of his six assist **Specifically, Acuff missed his first shot attempt in the second half then MADE HIS FINAL 10 FIELD GOALS TO CLOSE THE GAME ... With Arkansas down 59-56 with 9:45 left, Acuff took over** ... Scored 12 of the Razorbacks' next 15 points to give the Hogs a 71-67 lead ... Blocked two shots with both coming on the same LSU possession ... First, he blocked one that went out of bounds then, he blocked a second one, got the rebound and went coast-to-coast for a layup and a 64-61 lead ... Including that layup, scored nine-straight points for the Razorbacks for the 71-67 lead.

Brazile Named SEC Player of the Week (12/15)

- Trevon Brazile recorded a double-double with 24 points and 10 rebounds in the win over #16 Texas Tech in the Revocruit Rematch to earn SEC Player of the Week honors.
- ^ The 24 points were one shy of a career high ... His eight field goals made (8-of-13) and four 3-pointers made (4-of-5) tied career highs ... Added two blocked shots, including one with Arkansas leading by six with 45 seconds left, to help seal the win.
- ^ **Scored 18 points with eight rebounds in the second half** to spur the come-from-behind win ... **Overall, Brazile's two 3-pointers midway through the half started a 26-15 Razorback run** to turn a five-point deficit into a six-point lead (89-83 with 58 seconds left) ... **Brazile scored 14 of the Hogs' 26 points in the run.**

Unique Malique; Non-Con vs SEC Games

- Malique Ewin has shown great improvement since the calendar flipped and SEC play began.
- | | | | | |
|------------|----------------------------|---------|--------|-------------|
| NON-CON | 8.7 ppg (6th on the team) | 4.6 rpg | 69% FT | 16.3 min/gm |
| SEC GAMES: | 10.3 ppg (4th on the team) | 5.2 rpg | 72% FT | 19.9 min/gm |

BIG GAMES THIS SEASON

- **VS HOUSTON**
- ^ Season-high 20 points and grabbed nine rebounds to tie a then season high.

[^] He was 5-of-9 from the field, drew 11 fouls and was 10-of-17 at the line.

- **TENNESSEE:** Had 12 points and 6 rebounds ... HOWEVER, had 10 and 5, while adding four blocked shots in the 2nd half.
- **At Auburn:** Tallied his first double-double as a Razorback with 13 points and had 12 rebounds
- **SOUTH CAROLINA:** Only played 15 minutes but scored 18 points on 8-of-10 shooting and he was 2-of-2 at the line.
- **at Georgia:** Scored 12 points (4-of-9 FG • 4-of-4 FT) with seven rebounds ... five offensive.
- **VANDERBILT:** Scored 16 points (5-of-6 FG • 6-of-8 FT) with four dunks.
- **AT OKLAHOMA:** Was 5-of-5 from the field and 2-of-2 at the line.

Fort Knox

- Knox only played seven minutes at Auburn due to injury and came off the bench versus South Carolina and at Georgia ... He missed the Mississippi State and LSU games due a swelling in the knee.
- **Versus Texas Tech, he excelled. In last year's NCAA Sweet 16 vs the Red Raiders, Knox had 20 points and 6 rebounds (4-of-4 3PT) ... This year, he scored 20 points and had 6 rebounds (3-of-4 3PT).**
- **Versus Tennessee, scored 9 of his 11 points and grabbed 6 of his 7 rebounds in the second half ... Made a clutch 3-pointer with 3:00 remaining as the shot clock expired to put the Hogs up 8.**
- [^] **2024-25** Knox had 7 gms with 5+ rebounds Ark was 5-2 in such games
- 2025-26** Knox has 10 gms with 5+ rebounds Ark is in 9-1 such games

Burger Boys .. And Another One

- In the UCA and Samford games, **Arkansas started four McDonald's All-Americans** - D.J. Wagner ('23) • Karter Knox ('24) • Darius Acuff Jr. ('25) • Meleek Thomas ('25). It was **the first and only time** the Hogs started four McDonald's All-Americans in the same game.
- [^] In 2022-23, Arkansas started three McDonald's All-Americans: Anthony Black ('22) • Jordan Walsh ('22) • Nick Smith Jr. ('22)
- [^] In 1996-97, Arkansas started three McDonald's All-Americans: Kareem Reid ('94) • Derek Hood ('95) • Glendon Alexander ('96)
- **Arkansas added to its list of McDonald's All-Americans when JJ ANDREWS was selected for the 2026 game.**
- [^] This season, Andrews has averaged 31.5 points, 15.2 rebounds and 3.1 assists this season while shooting 68% from the field and 39% from beyond the three-point line.
- [^] **Andrews is the 23rd Razorback signee to be named to the McDonald's All American Game and the fifth signed by Arkansas head coach John Calipari in three signing classes.**
- [^] Overall, **Cal has signed 54 McDonald's All Americans** in his 34 years as a collegiate head coach.



JJ ANDREWS

6-6, 215, W
Little Rock, Ark. / Little Rock Christian Acad.

Pub	Rating	Natl.	Pos.	St.
247Sports	5 Star	#11	#4 SF	#1 ARK
ESPN	5 Star	#11	#4 SF	#1 ARK
247Comp	5 Star	#14	#5 SF	#1 ARK
On3 Ind	4 Star	#15	#5 SF	#1 ARK
Rivals	4 Star	#29	#8 SG	#1 Ark

• McDonald's All-American

- **1 of 25 players named to the 2026 Jersey Mike's Naismith Trophy Boys' High School Player of the Year Midseason Team**
- **MaxPreps National Player of the Year Watch List**

- Tabbed third team 2025-26 MaxPreps preseason All-America and listed by the website as the #3 small forward in the country
- 2024-25 Gatorade Arkansas Boys Basketball Player of the Year
- 2025 Arkansas Democrat-Gazette All-Arkansas Preps Boys Player of the Year
- Three-time All-State pick



ABDOU TOURE

6-5, 205, W
West Haven, Conn. / Notre Dame HS

Pub	Rating	Natl.	Pos.	St.
Rivals	4 Star	#30	#9 SG	#1 CT
On3 Ind	4 Star	#34	#9 SG	#1 CT
ESPN	4 Star	#34	#14 SF	#1 CT
247Comp	4 Star	#34	#15 SF	#1 CT
247Sports	4 Star	#36	#18 SF	#1 CT

• Iverson Classic All-American Game

- **1 of 25 players named to the 2026 Jersey Mike's Naismith Trophy Boys' High School Player of the Year Midseason Team**
- **MaxPreps National Player of the Year Watch List**
- Two-time Connecticut MaxPreps Player of the Year (2024 and 2025)
- Also a two-time CTInsider.com Player of the Year and first team All-State selection (2024 and 2025)
- Named the 2024-25 Connecticut Gatorade Player of the Year after averaging 25.1 points per game as a junior

ARKANSAS IN 2025-26 RANKINGS

Thru Feb 12



TEAM IN THE NCAA/SEC

	NCAA	SEC	NO.
Assist/Turnover Ratio (361 ranked)	6	1	1.84
Assists Per Game (361 ranked)	34	3	17.2
Bench Points per game (361 ranked)	25	4	31.46
Blocks Per Game (361 ranked)	18	4	5.1
Effective FG pct (361 ranked)	23	1	0.567
Fastbreak Points (361 ranked)	3	2	19.25
Field Goal Percentage (361 ranked)	18	1	50.2
Field Goal Percentage Defense (361 ranked)	159	12	43.7
Fouls Per Game (361 ranked)	92	2	16.3
Free Throw Attempts Per Game (361 ranked)	71	11	23.3
Free Throw Percentage (361 ranked)	118	10	74
Free Throws Made Per Game (361 ranked)	63	10	17.2
Rebound Margin (361 ranked)	158	9	1.8
Rebounds (Defensive) Per Game (361 ranked)	131	11	25.38
Rebounds (Offensive) Per Game (361 ranked)	187	13	10.96
Rebounds Per Game (361 ranked)	142	13	36.33
Scoring Defense (361 ranked)	253	10	76.5
Scoring Margin (361 ranked)	34	4	12.3
Scoring Offense (361 ranked)	11	4	88.8
Steals Per Game (361 ranked)	123	6	7.4
Three Point Attempts Per Game (361 ranked)	215	11	22.3
Three Point Percentage (361 ranked)	38	2	37.1
Three Point Percentage Defense (361 ranked)	51	4	30.9
Three Pointers Per Game (361 ranked)	146	6	8.3
Turnover Margin (361 ranked)	48	4	2.6
Turnovers Forced Per Game (361 ranked)	176	5	11.96
Turnovers Per Game (361 ranked)	11	1	9.3
Winning Percentage (361 ranked)	42	2	75

RAZORBACKS IN THE NCAA/SEC

	PLAYER	NCAA	SEC	NO.
Assist/Turnover Ratio (350 ranked)	Darius Acuff Jr.	29	2	3
Assists (342 ranked)	Darius Acuff Jr.	22	1	150
Assists Per Game (350 ranked)	Darius Acuff Jr.	20	1	6.3
Blocks (346 ranked)	Trevon Brazile	77	5	36
	Malique Ewin	257	17	23
Blocks Per Game (349 ranked)	Trevon Brazile	68	5	1.57
	Malique Ewin	278	19	0.96
Double Doubles (342 ranked)	Trevon Brazile	103	5	5
	Darius Acuff Jr.	156	8	4
	Karter Knox	342	22	2
Field Goal Attempts (347 ranked)	Darius Acuff Jr.	23	2	367
	Meleek Thomas	146	8	302
Field Goal Percentage (349 ranked)	Darius Acuff Jr.	144	5	49.6
	Meleek Thomas	301	16	42.4
Field Goals (348 ranked)	Darius Acuff Jr.	10	1	182
	Meleek Thomas	257	13	128
Free Throw Attempts (338 ranked)	Darius Acuff Jr.	304	19	105
Free Throw Percentage (350 ranked)	Darius Acuff Jr.	336	18	78.1
Free Throws (341 ranked)	Darius Acuff Jr.	273	17	82
Minutes Per Game (350 ranked)	Darius Acuff Jr.	99	2	33:49
Points (348 ranked)	Darius Acuff Jr.	20	2	499
	Meleek Thomas	272	17	366
Points Per Game (1495 ranked)	Darius Acuff Jr.	19	3	20.8
	Meleek Thomas	263	19	15.3
	Trevon Brazile	562	31	12.8
	Malique Ewin	1215	59	9.4
	Billy Richmond III	1300	64	9
	Karter Knox	1400	68	8.4
Rebounds (341 ranked)	Trevon Brazile	165	7	165
Rebounds (Defensive) Per Game (350 ranked)	Trevon Brazile	45	3	5.91
Rebounds (Offensive) Per Game (343 ranked)	Malique Ewin	196	15	2.33
Rebounds Per Game (350 ranked)	Trevon Brazile	140	8	7.2
Steals (325 ranked)	Trevon Brazile	187	9	37
	Meleek Thomas	212	10	36
Steals Per Game (338 ranked)	Trevon Brazile	159	9	1.61
	Meleek Thomas	211	12	1.5
	Meleek Thomas	219	10	142
	Darius Acuff Jr.	324	16	129
Three Point Attempts (350 ranked)	--			
Three Point Percentage (120 ranked)	Meleek Thomas	182	7	2.29
Three Pointers Per Game (350 ranked)	Darius Acuff Jr.	217	10	2.21
	Meleek Thomas	186	7	55
Total 3-point FGM (328 ranked)	Darius Acuff Jr.	215	8	53
Triple Doubles (3 ranked)	--			



2025-26 SEC STANDINGS

Thru Feb. 13



	SEC	PCT.	HOME	AWAY	OVERALL	PCT.	HOME	ROAD	NEUTRAL	STRK	W4
Florida	9-2	.818	4-1	5-1	18-6	.750	10-1	5-2	3-3	W4	
Arkansas	8-3	.727	4-1	4-2	15-6	.750	12-1	4-3	2-2	W2	
Kentucky	8-3	.727	5-1	3-2	17-7	.708	13-2	3-3	1-2	W2	
Alabama	7-4	.636	3-2	4-2	17-7	.708	8-3	5-2	4-2	W3	
Missouri	7-4	.636	4-1	3-3	17-7	.708	13-1	4-5	0-1	W3	
Tennessee	7-4	.636	4-1	3-3	17-7	.708	12-1	3-4	2-2	W1	
Texas A&M	7-4	.636	4-2	3-2	17-7	.708	12-3	4-2	1-1	L3	
Vanderbilt	7-4	.636	4-2	3-2	20-4	.833	11-2	6-2	3-0	W1	
Texas	6-5	.545	4-2	2-3	15-9	.625	11-3	2-4	2-2	W3	
Auburn	5-6	.455	3-3	2-3	14-10	.583	9-3	2-4	3-3	L3	
Georgia	5-6	.455	2-4	3-2	17-7	.708	11-4	4-2	2-1	L1	
Ole Miss	3-8	.273	1-3	2-5	11-13	.458	7-4	2-6	2-3	L6	
Mississippi State	3-8	.273	1-5	2-3	11-13	.458	7-6	3-3	1-4	L3	
LSU	2-9	.182	1-5	1-4	14-10	.583	9-5	2-4	3-1	L2	
Oklahoma	2-9	.182	1-4	1-5	12-12	.500	8-4	2-6	2-2	W1	
South Carolina	2-9	.182	1-5	1-4	11-13	.458	10-6	1-5	0-2	L5	

AP (Feb. 9)

1	Arizona (59)	23-0	1475
2	Michigan	22-1	1416
3	HOUSTON	21-2	1275
4	DUKE	21-1	1254
5	Iowa State	21-2	1247
6	UConn	22-2	1227
7	Nebraska	21-2	1091
8	Illinois	20-4	1060
9	Kansas	18-5	966
10	MICHIGAN STATE	20-4	929
11	North Carolina	19-4	863
12	Gonzaga	23-2	803
13	Purdue	19-4	785
14	FLORIDA	17-6	718
15	Virginia	20-3	642
16	TEXAS TECH	17-6	549
17	St. John's	18-5	524
18	Saint Louis	23-1	422
19	VANDERBILT	19-4	375
20	Clemson	20-4	354
21	ARKANSAS	17-6	304
22	BYU	17-6	198
23	Miami (OH)	24-0	195
24	LOUISVILLE	17-6	182
25	KENTUCKY	17-7	80

RECEIVING VOTES: ALABAMA 72, Iowa 69, NC State 31, TENNESSEE 26, Villanova 17, Utah St. 15, GEORGIA 6, Santa Clara 2, AUBURN 2, Saint Mary's 1

COACHES (Feb. 9)

1	Arizona (30)	23-0	774
2	Michigan (1)	22-1	745
3	HOUSTON	21-2	667
4	Iowa State	21-2	658
5	UConn	22-2	649
6	DUKE	21-2	643
7	Illinois	20-4	563
8	Nebraska	21-2	538
9	Kansas	18-5	481
10	MICHIGAN STATE	20-4	478
11	Gonzaga	23-2	455
12	Purdue	19-4	439
13	North Carolina	19-4	389
14	FLORIDA	17-6	381
15	Virginia	20-3	332
16	TEXAS TECH	17-6	318
17	St. John's	18-5	259
18	Clemson	20-4	258
19	Saint Louis	23-1	193
20	VANDERBILT	19-4	181
21	ARKANSAS	17-6	179
22	BYU	17-6	138
23	LOUISVILLE	17-6	94
24	Miami (OH)	24-0	83
25	Iowa	18-5	71

RECEIVING VOTES: KENTUCKY 30; ALABAMA 24; Villanova 13; North Carolina State 13; TENNESSEE 10; Utah State 8; TEXAS A&M 7; GEORGIA 3; Santa Clara 1

SEC SCHEDULE

SATURDAY, FEBRUARY 14	TV	CT
Texas A&M at Vanderbilt	SEC	Noon
Kentucky at Florida	ABC	2:00p
Georgia at Oklahoma	SEC	2:30p
LSU at Tennessee	SEC	5:00p
Mississippi State at Ole Miss	ESPN2	5:30p
Auburn at Arkansas	ESPN	7:30p
Texas at Missouri	ESPN/2	7:30p
South Carolina at Alabama	SEC	7:30p
TUESDAY, FEBRUARY 17	TV	CT
South Carolina at Florida	SEC	6:00p
Georgia at Kentucky	ESPN	8:00p
LSU at Texas	SEC	8:00p
WEDNESDAY, FEBRUARY 18	TV	CT
Oklahoma at Tennessee	ESPN2	6:00p
Arkansas at Alabama	ESPN	6:00p
Ole Miss at Texas A&M	SEC	6:00p
Auburn at Mississippi State	ESPN2	8:00p
Vanderbilt at Missouri	SEC	8:00p

HOGS RANKING BY WEEK

WEEK	AP	COACH	NET
Preseason	14	15	No Poll
Nov. 10	21	21	No Poll
Nov. 17	21	22	No Poll
Nov. 24	22	21	No Poll
Dec. 1	25	23	45
Dec. 8	17	17	23
Dec. 15	14	14	18
Dec. 22	18	18	27
Dec. 29	No Poll	18	30
Jan. 5	15	15	28
Jan. 12	17	17	32
Jan. 19	20	20	24
Jan. 19	15	16	20
Feb. 2	21	21	24
Feb. 9	21	21	26
Feb. 16			
Feb. 23			
Mar. 2			
Mar. 9			
Mar. 16			(Final)
April 7			

ARKANSAS IN THE POLLS

Ranking in AP Poll unless " " indicating only ranked in the Coaches Poll

As	Overall	H	A	N	Last Meeting	Last Win
As #1	16-4	8-0	6-2	2-2	W, 97-79 vs #14 Georgetown @MEM (11/27/94)	Same
As #2	38-4	17-1	7-0	14-3	W, 76-72 vs #2 Duke @NCAA (4/4/94)	Same
As #3	29-5	13-0	10-5	6-0	W, 97-79 vs Tennessee (1/7/95)	Same
As #4	13-2	8-0	3-2	2-0	W, 94-71 at Missouri (12/3/94)	Same
As #5	13-8	1-1	2-4	10-3	L (OT), 95-93 vs #3 Kentucky @SEC (3/12/95)	69-58 vs #20 Alabama @SEC (3/11/95)
As #6	18-3	6-0	5-0	7-3	L, 89-78 vs #1 UCLA @NCAA (4/3/95)	75-68 vs #4 N. Carolina @NCAA (4/1/95)
As #7	18-1	4-0	7-0	7-1	W, 68-66 vs Auburn (3/4/95)	Same
As #8	9-10	6-1	1-5	2-4	L, 78-71 vs LSU @SEC (3/13/21)	70-64 vs Missouri @SEC (3/12/21)
As #9	27-7	7-1	6-2	14-4	L, 60-57 at LSU (12/28/22)	88-78 vs Oklahoma (12/10/22) @ Tulsa
As #10	20-4	11-1	2-1	7-2	W, 85-51 vs UNC Asheville (12/21/22)	Same
As #11	22-6	12-2	6-4	4-0	W, 99-58 vs San Jose St (12/03/22)	Same
As #12	22-9	11-0	8-5	3-4	L, 88-66 vs Oklahoma (12/11/21)	86-66 vs Charlotte (12/8/21)
As #13	18-6	12-1	3-5	3-0	L, 72-59 at #22 Auburn (1/7/23)	74-68 vs #20 Missouri (1/4/23)
As #14	34-8	18-1	8-3	8-4	L, 94-85 vs #8 Houston @Newark (12/20/25)	108-80 vs Queens (12/16/25)
As #15	18-8	4-3	10-3	3-2	L, 85-77 vs Kentucky (01/31/26)	83-79 at Oklahoma (1/27/26)
As #16	18-6	13-0	3-4	2-2	L, 72-67 vs Baylor @Dallas (11/09/24)	Same
As #17	20-10	6-0	5-3	****9-7	L, 90-76 at #20 Georgia (1/17/26)	108-74 vs South Carolina (1/14/26)
As #18	23-9	*13-4	8-4	2-1	W, 86-75 vs #19 Tennessee (1/3/25)	Same
As #19	17-8	9-2	3-3	5-3	L, 90-77 vs Illinois @KCC (11/28/24)	109-35 vs UMES (11/25/24)
As #20	29-6	***15-0	1-0	*****13-6	W, 85-81 vs LSU (1/24/26)	Same
As #21	12-4	7-0	2-1	3-3	W, 91-62 at LSU (1/10/26)	Same
As #22	8-6	4-1	2-3	2-2	L, 80-71 vs Duke @Chicago (11/27/25)	84-79 (OT) vs Miss St @SEC (3/6/99)
As #23	7-2	5-0	2-2	0-0	L, 76-52 vs #1 Tennessee (1/4/25)	58-48 vs #16 Tennessee (2/19/22)
As #24	7-1	4-0	3-0	0-1	L, 89-81 vs Hofstra @ NLR (12/18/21)	Same
As #25	8-4	7-0	0-3	1-1	W, 82-58 vs Fresno St @ NLR (12/6/25)	Same
TOT.	461-143	222-119	112-64	129-58	W, 91-62 at LSU (2/10/26)	Same

ARKANSAS VERSUS THE POLLS

Ranking in AP Poll unless " " indicating only ranked in the Coaches Poll

Vs	Overall	H	A	N	Last Meeting	Last Win
Vs #1	3-13	1-2	0-4	2-7	L, 67-60 at Auburn (2/19/25)	74-68 vs Gonzaga @NCAA (03/24/22)
Vs #2	6-9	5-2	0-6	1-1	L, 86-83 at Alabama (2/25/23)	Same
Vs #3	0-16	0-2	0-3	0-11	L, 84-81 vs Alabama (2/08/25)	--
Vs #4	6-14	2-3	1-7	3-4	L, 80-71 vs Duke @ Chicago (11/25/27)	72-71 vs Kansas @ NCAA (3/18/23)
Vs #5	6-4	4-1	0-1	2-2	W, 75-66 vs St. John's @NCAA (3/22/25)	Same
Vs #6	8-12	5-4	0-5	3-3	W, 89-80 vs Louisville (12/3/25)	Same
Vs #7	2-5	2-0	0-1	0-4	W, 80-75 vs Duke (11/29/23)	Same
Vs #8	3-9	2-2	1-4	0-3	L, 94-85 vs Houston (12/20/25)	88-61 vs Alabama (1/6/07)
Vs #9	2-7	0-0	1-4	1-3	L, 85-83 OT vs TX Tech @NCAA (3/27/25)	91-82 vs Arizona @NCAA (4/2/94)
Vs #10	5-6	2-2	2-1	1-3	L, 88-65 vs UConn @NCAA (03/23/23)	(OT), 86-81 at Missouri (2/13/21)
Vs #11	5-8	2-2	1-4	2-2	L, 79-76 OT vs Auburn (2/4/20)	104-93 vs Missouri (12/5/95)
Vs #12	8-10	2-2	3-5	*3-3	W, 89-79 at Kentucky (2/01/25)	Same
Vs #13	6-4	3-0	0-2	3-2	L, 78-74 at Tennessee (3/5/22)	87-85 vs Kentucky (1/14/14)
Vs #14	6-8	3-2	0-3	3-3	W, 89-87 vs Michigan (12/10/24)	Same
Vs #15	5-6	5-0	0-2	0-4	W, 93-68 vs Vanderbilt (1/20/26)	Same
Vs #16	5-9	2-2	0-6	3-1	W, 93-86 vs TX Tech @Dallas (12/13/25)	Same
Vs #17	4-4	1-2	1-1	2-1	L, 67-64 at Baylor (1/28/23)	(OT), 78-74 vs San Diego St (11/23/22)
Vs #18	5-8	1-2	2-3	2-3	L, 67-61 vs Texas A&M @SEC (3/10/23)	80-73 at Ole Miss (1-31-10)
Vs #19	9-3	4-0	3-1	2-2	W, 86-75 vs Tennessee (1/3/26)	Same
Vs #20	11-5	5-2	1-2	5-1	W, 74-68 vs Missouri (1/5/23)	Same
Vs #21	5-4	2-1	1-1	2-2	L, 90-76 at Georgia (1/17/26)	68-66 vs TX Tech @NCAA (3/21/21)
Vs #22	4-4	4-1	0-3	0-0	L, 69-66 at Michigan State (11/9/25)	77-76 (OT) vs Kentucky (2/23/11)
Vs #23	3-9	1-4	0-3	2-2	L, 73-66 vs Ole Miss (1/8/25)	106-92 (OT) vs LSU (3/3/92)
Vs #24	2-5	1-3	*0-1	*1-1	*L, 90-59 at Alabama (1/16/21)	*86-72 vs Indiana @NCAA (3/21/08)
Vs #25	5-6	*4-2	*0-1	1-2	W, 93-92 vs Miss State (3/8/25)	Same
TOT.	124-186	63-43	17-73	44-70	W, 93-68 vs #15 Vanderbilt (1/20/26)	Same

RANKED ARKANSAS VERSUS RANKED OPPONENT

Overall H A N
52-57 21-5 4-19 27-33
LAST TIME: #20 ARK vs #15 VANDY - W, 93-68 (1/20/26) LAST W: Same
LAST W at Home: #20 ARK v #15 VANDY - W, 93-68 (1/20/26)
LAST W on Road: #10 ARK at #18 BAMA - W, 86-80 (2/15/95)
LAST W vs Neutral: #17 ARK vs #16 TEXAS TECH - W, 93-86 (12/13/25)

LAST TIME HOGS WON AS TOP 25

	HOME	ROAD	NEUTRAL
#1: Miss State	3/5/94	LSU	3/2/94
#2: NW (La) St	12/4/93	Baylor	1/26/91
#3: Tennessee	1/7/95	Ole Miss	1/4/95
#4: Jackson St.	11/30/94	Missouri	12/03/94
#5: Miss State	1/11/95	Tennessee	1/29/94
#6: Montevallo	2/5/94	UAB	1/27/90
#7: Auburn	3/4/95	Florida	2/28/95
#8: Montevallo	2/25/95	LSU	2/22/95
#9: Oklahoma	11/07/22	S. Carolina	1/21/95
#10: UNCA	12/21/22	Alabama	2/15/95
#11: San Jose St	12/03/22	S. Alabama	11/29/89
#12: Charlotte	12/7/21	S. Carolina	3/2/21
#13: Missouri	1/04/23	S. Carolina	1/9/93
#14: Queens	12/16/25	Alabama	2/18/93
#15: Tenn State	11/27/00	Oklahoma	1/21/26
#16: Lipscomb	11/07/24	S. Alabama	12/30/91
#17: S. Caro	1/4/26	Florida	2/6/93
#18: Tennessee	11/25/07	Florida	2/22/22
#19: UMES	1/25/07	Wake Forest	12/23/98
#20: LSU	1/24/26	LSU	1/2/99
#21: Jackson St	11/21/25	LSU	2/10/26
#22: Providence	1/23/99	Memphis	1/10/98
#23: Tennessee	2/19/22	Missouri	2/15/22
#24: Florida	2/16/21	Ole Miss	2/14/15
#25: Fresno St	12/6/25	--	--

LAST TIME HOGS WON VS TOP 25

	• HOME •	• ROAD •	• NEUTRAL •
#1:	Auburn 2/9/23	-- (0-2)	Gonzaga 3/12/22
#2:	Florida 2/5/13	-- (0-6)	UCLA 3/16/78
#3:	-- (0-1)	-- (0-3)	-- (0-11)
#4:	Oklahoma 12/30/08	Kentucky 2/9/94	Kansas 3/18/23
#5:	Texas A&M 1/27/16	-- (0-1)	St. John's 3/22/23
#6:	Louisville 12/3/25	-- (0-5)	Duke 4/4/94
#7:	Duke 11/29-23	-- (0-1)	-- (0-4)
#9:	--	Arizona 12/6/92	Arizona 4/2/94
#10:	Florida 2/18/06	Texas 2/13/21	LSU 3/2/00
#11:	Missouri 12/5/95	Missouri 2/1/79	Missouri 11/28/80
#12:	Texas 2/6/82	Kentucky 2/1/25	Fresno St. 11/29/97
#13:	Kentucky 1/14/14	-- (0-1)	Virginia 3/26/95
#14:	Auburn 2/27/18	-- (0-3)	Michigan 12/10/24
#15:	Vanderbilt 1/20/26	-- (0-2)	-- (0-2)
#16:	Tennessee 2/19/22	-- (0-4)	Texas Tech 12/13/35
#17:	Ole Miss 2/5/10	Kentucky 2/27/14	San Diego St. 11/23/22
#18:	Vanderbilt 3/1/08	Ole Miss 1/31/10	Vanderbilt 3/14/08
#19:	Tennessee 1/3/26	LSU 2/19/90	Alabama 3/19/88
#20:	Missouri 1/05/23	Alabama 2/28/01	Marquette 3/16/96
#21:	Texas A&M 2/17/18	S. Carolina 2/15/17	Texas Tech 3/21/21
#22:	Kentucky 2/23/21	-- (0-1)	--
#23:	LSU 3/3/92	Texas 3/3/91	Florida 3/9/08
#24:	UAB 12/100	-- (0-1*)	Indiana * 3/19/85
#25:	Miss State 3/8/25	-- (0-1)	Syracuse 3/21/88

VERSUS 2025-26 OPPONENTS

NON-CONFERENCE

School	Gms	Series Record	Strk	H	A	N	Last Meeting
Central Arkansas	10	Arkansas Leads, 10-0	W10	6-0	3-0	1-0	H - W, 93-56 (11/11/25)
Duke	6	Series Tied, 4-4	L1	1-0	0-0	2-3	N - L, 80-71 (11/27/25)
Fresno State	3	Arkansas Leads, 3-0	W3	1-0	0-0	2-0	N - L, 82-85 (12/06/25) @ NLR
Houston	41	Arkansas Leads, 22-19	L2	14-3	5-12	3-4	N - L, 94-85 (12/20/25) @ Newark
Jackson State	13	Arkansas Leads, 13-0	W13	10-0	0-0	3-0	H - W, 115-61 (11/21/25)
James Madison	1	Arkansas Leads, 1-0	W1	1-0	0-0	0-0	H - W, 103-74 (12/29/25)
Louisville	9	Arkansas Leads, 5-4	W2	1-1	1-0	3-3	H - W, 89-80 (12/03/25)
Michigan State	3	Arkansas Trails, 0-3	L3	0-0	0-1	0-2	A - L, 69-66 (11/08/25)
Queens	1	Arkansas Leads, 1-0	W1	1-0	0-0	0-0	H, W, 108-80 (12/16/25)
Samford	4	Arkansas Leads, 4-0	W4	3-0	0-0	1-0	H - W, 79-75 (11/14/25)
Southern	4	Arkansas Leads, 3-0	W4	3-0	0-0	1-0	H - W, 109-77 (11/03/25)
Texas Tech	82	Series Tied, 41-41	W1	24-10	11-24	6-7	N - W, 93-86 (12/13/25) @ Dallas
Winthrop	2	Arkansas Leads, 2-0	W2	1-0	0-0	1-0	H - W, 83-84 (11/18/25)

SOUTHEASTERN CONFERENCE

School	Gms	Series Record	Strk	H	A	N	Last Meeting
Alabama	70	Arkansas Leads, 36-34	L5	20-8	8-24	8-2	H - L, 84-81 (02/08/25)
• SEC Only	60	Arkansas Trails, 29-31	20-8	8-22	1-1		
Auburn	62	Arkansas Leads, 38-24	L3	23-6	13-17	2-1	A - L, 73-95 (01/10/26)
• SEC Only	61	Arkansas Leads, 38-23	23-6	13-17	2-0		
Florida	43	Arkansas Trails, 15-28	L2	10-8	3-15	2-5	H - L, 71-63 (01/11/25)
• SEC Only	SAME						
Georgia	46	Arkansas Leads, 28-18	L1	15-3	6-12	6-3	A - L, 76-90 (01/17/26)
• SEC Only	SAME						
Kentucky	52	Arkansas Trails, 15-37	L1	8-11	6-16	1-10	H - L, 85-77 (01/31/26)
• SEC Only	48	Arkansas Trails, 15-33	8-11	6-14	1-8		
LSU	83	Arkansas Leads, 46-37	W3	26-8	14-22	6-7	A - W, 91-62 (01/10/26)
• SEC Only	74	Arkansas Leads, 42-32	25-8	13-21	3-3		
Ole Miss	89	Arkansas Leads, 53-36	W1	18-12	11-21	24-3	A - W, 94-87 (01/08/26)
• SEC Only	62	Arkansas Leads, 31-31	18-11	11-19	1-1		
Mississippi State	71	Arkansas Leads, 37-34	W2	24-9	8-24	5-1	A - W, 88-68 (02/07/26)
• SEC Only	62	Arkansas Leads, 32-30	23-8	7-22	2-0		
Missouri	64	Arkansas Leads, 36-28	W1	20-10	13-18	2-0	H - W, 92-85 (02/22/25)
• SEC Only	27	Arkansas Leads, 17-10	10-2	5-8	1-0		
Oklahoma	33	Arkansas Leads, 18-15	W1	8-5	4-8	6-2	H - W, 83-79 (01/27/25)
• SEC Only	2	Series Tied, 1-1	0-1	1-0	0-0		
South Carolina	43	Arkansas Leads, 25-18	W2	13-6	8-9	4-3	H - W, 108-74 (01/14/26)
• SEC Only	SAME						
Tennessee	50	Arkansas Trails, 23-27	W1	13-5	4-17	6-5	H - W, 86-75 (01/03/26)
• SEC Only	46	Arkansas Trails, 20-26	13-5	4-17	3-4		
Texas	157	Arkansas Leads, 89-68	W2	47-22	28-42	14-4	H - W, 86-81 (01/02/25)
• SEC Only	2	Arkansas Leads 2-0	1-0	1-0	0-0		
Texas A&M	170	Arkansas Leads, 108-62	L1	62-15	39-41	7-6	A - L, 69-61 (02/15/25)
• SEC Only	24	Arkansas Leads 13-11	10-1	3-8	0-2		
Vanderbilt	46	Arkansas Leads, 30-15	W2	17-5	9-9	5-1	H - W, 93-68 (01/20/26)
• SEC Only	44	Arkansas Leads 30-14	16-5	9-8	5-1		

AT THE SEC TOURNEY

Overall: 32-32
1st Rd: 6-10
2nd Rd: 2-4
Quarterfinal: 16-3
Semifinal: 7-9
Final: 1-6

RECORD BY OPPONENT

Opponent	Record	Last Meeting
Alabama	1-1	1995, W, 69-58 (Semi)
Auburn	2-0	2023, W, 76-73 (2nd)
Florida	2-5	2019, L, 66-50 (2nd)
Georgia	6-3	2015, W, 60-49 (Semi)
Kentucky	1-9	2017, L, 82-65 (Final)
LSU	3-3	2022, W, 79-67 (Semi)
Ole Miss	1-1	2025, L, 83-80 (2nd)
Mississippi State	2-0	2007, W, 81-72 (Semi)
Missouri	1-0	2021, W, 70-64 (Quart)
Oklahoma	--	
South Carolina	4-3	2025, W, 72-68 (1st)
Tennessee	3-4	2018, L, 84-66 (Semi)
Texas	--	
Texas A&M	0-2	2023, L, 67-61 (Quart)
Vanderbilt	6-1	2024, W, 90-85 OT (1st)



AT THE NCAA TOURNEY (37 BERTHS/36 APP)

Overall: 52-36
1st Rd: 20-8
2nd Rd: 13-10
Sweet 16: 8-7
Elite 8: 6-5
Final Four: 2-4
Championship: 1-1
• Regional/Final Consolations: 2-1

RECORD BY OPPONENT

Opponent	Record	Last Meeting
Alabama	1-0	1991, W, 93-70 (Sweet 16)
Arizona	1-0	1994, W, 91-82 (Final 4)
Arizona State	1-0	1991, W, 91-90 (2nd)
Baylor	0-1	2021, L, 81-72 (Elite 8)
Bucknell	0-1	2006, L, 59-55 (1st)
Butler	0-1	2018, L, 79-62 (1st)
Cal St-Fullerton	1-0	1979, W, 61-58 (Elite 8)
Cincinnati	0-1	1958, L, 97-62 (Final 4 con)
Colgate	1-0	2021, W, 85-68 (1st)
Connecticut	0-1	2023, L, 88-65 (Sweet 16)
Dayton	1-0	1990, W, 86-84 (2nd)
Duke	1-2	2022, L, 78-69 (Elite 8)
Georgetown	1-1	2001, L, 63-61 (1st)
Georgia State	1-0	1991, W, 117-76 (1st)
Gonzaga	1-0	2022, W, 74-68 (Sweet 16)
Holy Cross	1-0	1993, W, 94-64 (1st)
Illinois	1-0	2023, W, 73-74 (1st)
Indiana	1-0	2008, W, 86-72 (1st)
Indiana State	0-1	1979, L, 73-71 (Elite 8)
Iowa	1-1	1999, L, 82-72 (2nd)
Kansas	2-1	2025, W, 79-72 (1st)
Kansas State	0-2	1982, L, 65-64 (2nd)
Kentucky	0-1	1979, L, 64-59 (Final 4)
LSU	0-1	1981, L, 75-56 (Sweet 16)
Louisville	2-2	1989, L, 93-74 (2nd)
Loyola Marymount	1-0	1989, W, 120-101 (1st)
Marquette	1-0	1996, W, 65-56 (2nd)
UMass	0-1	1995, L, 79-63 (Sweet 16)
Memphis	1-1	1996, W, 96-91 OT (Sweet 16)
Mercer	0-1	1981, W, 73-67 (1st)
Miami (Fla.)	0-1	2000, L, 75-71 (1st)
Michigan	1-0	1994, W, 76-68 (Elite 8)

Opponent	Record	Last Meeting
Murray State	1-0	1992, W, 80-60 (1st)
Nebraska	1-0	1998, W, 74-65 (1st)
New Mexico State	1-0	2022, W, 53-48 (2nd)
Notre Dame	1-0	1979, W, 71-69 (Final 4)
North Carolina	2-4	2017, L, 72-65 (2nd)
N.C. A&T	1-0	1994, W, 79-49 (1st)
Oklahoma State	0-2	1958, L, 65-4 (Sweet 16)
Oral Roberts	1-0	2021, W, 72-70 (Sweet 16)
Oregon	1-0	1945, W, 79-78 (1st)
Oregon State	0-1	1949, L, 56-38 (Elite 8)
Penn State	1-0	1996, W, 86-80 (1st)
Princeton	1-0	1990, W, 68-64 (1st)
Purdue	1-0	1983, W, 78-68 (2nd)
St. John's	2-1	2025, W, 79-66 (2nd)
Seton Hall	1-0	2017, W, 77-71 (1st)
Siena	1-0	1999, W, 94-80 (1st)
Southern Cal	0-1	2007, L, 77-60 (1st)
Syracuse	1-0	1995, W, 96-94 OT (2nd)
Texas	1-0	1990, W, 88-85 (Elite 8)
Texas Southern	1-0	1995, W, 86-80 (1st)
Texas Tech	1-1	2025, L, 85-83 OT (Sweet 16)
Tulsa	1-0	1994, W, 103-84 (Sweet 16)
UCLA	1-1	1995, L, 89-78 (Final)
Utah	0-1	1998, L, 69-65 (2nd)
Vermont	1-0	2022, W, 75-71 (1st)
Villanova	0-1	1988, L, 82-74 (1st)
Virginia	1-1	1995, W, 68-61 (Elite 8)
Wake Forest	0-1	1977, L, 86-80 (1st)
Washington State	0-1	1941, L, 64-53 (Final 4)
Weber State	2-0	1980, W, 74-63 (2nd)
Wofford	1-0	2015, W, 56-53 (2nd*)
Wyoming	2-0	1949, W, 61-48 (Reg con)

#PROHOGS

45	NBA Draft Selections	16	All-Star Game Appearances	15	First Round Draft Picks
----	----------------------	----	---------------------------	----	-------------------------



ANTHONY BLACK

- 3rd Year in NBA
- T2nd Highest Hog NBA Pick
- 2023 - 1st RD/6th overall



DANIEL GAFFORD

- 7th Year in NBA
- 2019 - 2nd RD/38th overall



ISAIAH JOE

- 6th Year in NBA
- 2025 -- NBA Champion
- 2020 - 2nd RD/49th overall



MOSES MOODY

- 5th Year in NBA
- 1st Hog to be "1 & Done"
- 2021 - 1st RD/14th Pick
- 2022 NBA Champion



BOBBY PORTIS

- 11th Year in NBA
- 2021 NBA Champion
- 2015 - 1st RD/22nd overall
- 2023 Team USA Member



NICK SMITH JR.

- 3rd Year in NBA
- 2023 - 1st RD/27th overall



ADOU THIERO

- 1st Year in NBA
- 2025 - 2nd RD/36th overall



JORDAN WALSH

- 3rd Year in NBA
- 2023 - 2nd RD/38th overall
- 2024 NBA Champion



JAYLIN WILLIAMS

- 4th Year in NBA
- 2025 NBA Champion
- 2022 - 2nd RD/34th overall

NO SCHOOL HAS PRODUCED MORE NBA CHAMPIONS SINCE 2021 THAN ARKANSAS (5)
Bobby Portis (Bucks • '21) Moses Moody (Warriors • '22)
Jordan Walsh (Celtics • '24) Isaiah Joe (Thunder • '25)
Jaylin Williams (Thunder • '25)

14	All-Defensive Team Honors	9	NBA Champions	7	All-NBA Selections
----	---------------------------	---	---------------	---	--------------------

PROHOGS AROUND THE WORLD

Jonas Aidoo	Greensboro Swarm (G League)
Adrio Bailey	Sigal Prishtina (Kosovo)
Jaylen Barford	Reggio Emilia (Italy)
Patrick Beverley	PAOK (Greece)
Coty Clarke	Shimane Susanoo Magic (Japan)
Ricky Council IV	Rio Grande Vipers (G League)
Jeantal Cylla	Hubei (China)
Jeremiah Davenport	Tamir PN (Serbia)
El Ellis	Karditsas (Greece)
Jalen Graham	Jahorina (Bosnia)
Dusty Hannahs	Hapoel Eilat (Israel)
Delvon Johnson	Usti n/Labem (Czech Republic)
Joe Johnson	Detroit Amps (USA BIG3)
Mason Jones	Perth Wildcats (Australia)
Willy Kouassi	Al Khawaildia (Saudi Arabia)
Chris Lykes	Spirou Basket Charleroi (Belgium)
Daryl Macon	Maroussi (Greece)
Rashad Madden	Lefkadas (Greece)
Makhi Mitchell	Maine Celtics (G League)
JD Notae	Trapani (Italy)
Michael Qualls	Borneo (Indonesia)
Justin Smith	Hapoel Bank Yahav (Israel)
Jalen Tate	Hapoel Be'er Sheva (Israel)
Charles Thomas	Regatas (Argentina)
Dustin Thomas	Haremspor (Turkey)
Au'Diese Toney	Noblesville Boom (G League)
Stanley Umude	Austin Spurs (G League)
Trey Wade	DEAC (Hungary)
Sonny Weems	Shenzhen Leopards (China)





JOHN CALIPARI

ARKANSAS HEAD COACH

Clarion, 1982

• 2015 NAISMITH BASKETBALL HALL OF FAME INDUCTEE

• 5x NCAA NATIONAL COACH OF THE YEAR ('96, '08, '09, '10, '15)

^ 3x Naismith (1996, 2008, 2015)

^ 3x NABC (1996, 2009, 2015)

^ 2x Basketball Times (1996, 2015)

^ 2x Adolph Rupp Cup (2010, 2015)

^ AP (2015)

^ Jim Phelan (2009)

^ Sports Illustrated (2009)

• 4x SEC Coach of the Year (2010, 2012, 2015, 2020)

• 3x C-USA Coach of the Year (2006, 2008, 2009)

• 3x A10 Coach of the Year (1993, 1994, 1996)

ON-COURT SUCCESS

A "players-first" coach whose biggest goal is helping people reach their dreams, John Calipari, a Naismith Memorial Basketball Hall of Famer, is fast approaching 900 career wins while guiding six teams to the Final Four and helping 62 players earn selection in the NBA Draft during his 33-year college coaching career with his pros amassing over \$5.8 billion in contracts.

Calipari took UMass to the Final Four in 1996, guided Memphis to the National Championship game in 2008 and led Kentucky to four Final Fours - including the 2012 National Championship and a runner-up finish in 2014 - to become **only the second coach in NCAA history to lead three different schools to the Final Four**. He has racked up 24 NCAA Tournament appearances and numerous National Coach of the Year honors.

In his first year at Arkansas, Calipari led the Razorbacks to a Sweet 16 appearance, his 16th as a head coach, and **became just the third coach in NCAA history to take four programs to the Sweet 16**. Also, after beating Kansas and St. John's to reach the 2025 Sweet 16, Calipari pushed his NCAA Tournament wins total to 59, tying for sixth all-time.

At every collegiate stop, Calipari's career has been successful throughout, but his 10-year stretch at Kentucky (2009-19) was among the best decades in NCAA history, reaching four Final Fours (with a 2012 championship and 2014 national runner-up), seven Elite 8 berths and nine trips to the Sweet 16.

The 2015 campaign was highlighted by Coach Cal directing the first-ever college basketball team to own a 38-0 record (before falling in the Final Four) and became one of just three coaches to make four Final Fours in a five-year span. At the end of that 2015 season, Calipari became the 96th coach to join the Naismith Memorial Basketball Hall of Fame.

Coach Cal has **led three teams to an NCAA-record 38 wins on the court in a season** (once at Memphis and twice at Kentucky), led the NCAA in wins six times (at least once at UMass, Memphis and Kentucky) and tallied 30, 20-win seasons (including 11 30-win campaigns). With his sustained success, Coach Cal received the John R. Wooden Award Legends of Coaching honor in 2024.

While building a program out of obscurity at UMass and returning Memphis and Kentucky to national contenders, he has totaled the second-most wins in NCAA history in the first 20 years of a college coaching career.

PLAYER SUCCESS

In his goal to lead a players-first program, he has helped **77 players realize their dreams by being drafted or playing in the NBA**. Calipari's NBA players have **amassed over \$5.8 billion in contracts**, which does not include endorsements nor players that have played overseas. He has had four No. 1 overall picks, tying for most overall, among his **62 players drafted and 43 first-round picks**, both ranking second-most all-time. In 2010, he had a record five first-round draft picks. Two years later, six of his players heard their names called at the 2012 draft, the most in the two-round draft era. Then in 2015, Cal would have six picks again, including a record-tying four lottery selections.

Calipari's players have entered the league NBA-ready. His players have garnered 43 All-Star selections, including a record-breaking seven in 2024, with Anthony Davis winning the game's MVP honor in 2017. **Derrick Rose was named NBA MVP in 2011 and Shai Gilgeous-Alexander was voted NBA MVP in 2025 to make Cal just the third person to coach two NBA MVPs in college** (with John Wooden and Dean Smith). Nine of his players have been tabbed All-NBA (a combined 21 times), three have been named NBA Rookie of the Year and 18 players have made the NBA All-Rookie teams. **He is the only coach in history to have a player win each of the NBA's major honors: MVP (twice), Rookie of the Year, Most Improved Player, Sixth Man of the Year and Clutch Player of the Year**.

Much like he did at UMass, where his players graduated at nearly 80%, Calipari has stressed academics. Seventeen of his last 20 seniors at Memphis earned their bachelor's degrees, and all 31 players at UK who were eligible to graduate by the end of their senior years walked away with a diploma in hand, including five players who earned their degree in just three years. Calipari's teams routinely have posted a combined team grade-point average of 3.0 or better.

COMMUNITY SUCCESS

Calipari has raised millions of dollars to help the lives of those in need. He has had a particular passion to assist those impacted by natural disasters. For instance, in 2010, he used a telethon to raise more than \$1 million for victims of the devastating earthquake in Haiti. He followed that up with telethons in 2012, raising \$1 million for victims of Superstorm Sandy, in 2017 for victims of Hurricane Harvey, played a leading role in the "Kentucky United" efforts that generated more than \$5 million for victims of devastating tornadoes in Western Kentucky in 2021, and raised nearly \$4 million with the Kentucky Flood Relief Telethon and open practice at Rupp Arena in 2022. In his second month on the job at Arkansas, Cal helped with cleanup efforts after tornadoes hit the state. He has continued the Suits & Sneakers Gala in NW Arkansas and continued his tradition of helping families at Christmas with food, presents and paying for rent.

Calipari launched his **THE CALIPARI FOUNDATION** in 2012 and has worked with several key partners to donate more than \$1.5 million, a figure that does not include matching funds that have been contributed from individuals and corporations. In 2013, Calipari initiated hosting an annual alumni weekend around his basketball fantasy experience with the intent to raise money for charity. After generating \$350,000 for selected organizations and charities during the inaugural game, the weekend has generated millions of dollars for charity since its inception.

In 2019, when federal workers were without pay due to a government shutdown, he, his wife and his foundation assisted workers with financial help and grocery gift cards. He and his wife, Ellen, teamed up with Fayette County Public Schools to help families in need during the COVID-19 pandemic.

Additional efforts include spearheading the creation of the **JOHN MCLENDON MINORITY LEADERSHIP INITIATIVE**, a nationwide coach-driven initiative to provide minorities a jump-start to their careers through practical experiences, opportunities to build their network and instilling the values of John McLendon: integrity, education, leadership and mentorship. Participants in the initiative will be known as MLI Future Leaders. **In 2026, the McLendon Foundation honored Coach Calipari with the 2026 Legacy of Impact Award**.

He was awarded the Jefferson Award for Outstanding Public Service in Sports by Multiplying Good in 2022. For more than 50 years, Multiplying Good has honored those who put others first. Those receiving the Jefferson Award are empowered to do more, while their stories of extraordinary public service inspire others to action. It is an award that underscores impact. He earned the Race Amity Medal of Honor in 2023.

OTHER SUCCESS

In 2017, Coach Cal was named the head coach of the 2017 USA Basketball Men's U19 World Cup Team, which finished third at the 2017 FIBA U19 World Cup in Cairo. Also, he won gold as head coach of the 2012 Dominican Republic team at the Centrobasket Championship.

Author of five books, including the New York Times Best Seller "Players First: Coaching from the Inside Out," Calipari is a master of communication and maximizing talent. He lives by the motto that **"it's never a matter of how far you have fallen, but instead it's about how high you bounce back."**

CALIPARI COMPOSITE COACHING RECORD

COLLEGIATE		34th Year	Overall	Conf.
UMass	1988-96	8 years	895-282	422-144
Memphis	2000-09	9 years	252-69	91-41
Kentucky	2009-24	15 years	410-123	117-25
ARKANSAS	2024-pres.	2nd year	40-20	198-65
				16-13

PROFESSIONAL		3 Years	72-112
New Jersey	1996-99	3 years	72-112

INTERNATIONAL		3 Years	20-8
Dominican Republic	2011-12	2 years	15-7
USA U-19	2017	1 year	5-1

CALIPARI FILE

QUICK FACTS

Born: February 10, 1959

Hometown: Moon Township, Pa. (Moon Area HS, 1978)

Collegiate Career: UNC Wilmington (1978-80); Clarion (1980-82)

Alma Mater: Clarion State, 1982 (Business Marketing)

Family: Wife: Ellen. Children: Erin, Megan, Brad

COACHING CAREER

1982-85 Kansas (Associate Assistant Coach)

1985-88 Pittsburgh (Assistant Coach)

1988-96 UMass (Head Coach)

1996-99 New Jersey Nets (Head Coach & Exec. VP of BB Ops)

1999-00 Philadelphia 76ers (Assistant Coach)

2000-09 Memphis (Head Coach)

2000-24 Kentucky (Head Coach)

2024-pres. Arkansas (Head Coach)

COACHING AWARDS

2026 McLendon Foundation's Legacy of Impact Award

2024 NABC John R. Wooden Award "Legends of Coaching"

President of the NABC Board of Directors (2024-25)

2023 Race Amity Medal of Honor

2022 Jefferson Award for Outstanding Public Service in Sports

2022 Conference USA Hall of Fame

2021 NABC Guardians of the Game Pillar Award - Inclusion

NABC District 20 Coach of the Year

USBWA District IV Coach of the Year

2020 SEC Coach of the Year (Coaches)

2019 The Sporting News Coach of the Decade

2018 Naismith Hall of Fame "Service Above Self" Honoree

NABC Metropolitan Award

2015 Naismith Memorial Basketball Hall of Fame Inductee

AP National Coach of the Year

Naismith National Coach of the Year

NABC National Coach of the Year

The Sporting News National Coach of the Year

Adolph Rupp National Coach of the Year

Basketball Times National Coach of the Year

SEC Coach of the Year (AP/Coaches)

USBWA District IV Coach of the Year

2012 Nell & John Wooden Coach of the Year Leadership Award

Naismith National Coach of the Year Finalist

SEC Coach of the Year (AP/Coaches)

2010 Adolph Rupp National Coach of the Year

Naismith National Coach of the Year Finalist

SEC Coach of the Year (AP)

Sporting News SEC Coach of the Year

Yahoo! Sports SEC Coach of the Year

USBWA District IV Coach of the Year

2009 NABC National Co-Coach of the Year

Sports Illustrated National Coach of the Year

Phelan National Coach of the Year

Iba National Coach of the Year Finalist

C-USA Coach of the Year

2008 Naismith National Coach of the Year

C-USA Coach of the Year

Iba National Coach of the Year Finalist

Phelan National Coach of the Year Finalist

2007 Phelan National Coach of the Year Finalist

USBWA District IV Coach of the Year

Basketball Times South Region Coach of the Year

2006 C-USA Coach of the Year

2004 NABC District 7 Coach of the Year

1996 Naismith National Coach of the Year

NABC National Coach of the Year

The Sporting News National Coach of the Year

Basketball Times National Coach of the Year

Atlantic 10 Coach of the Year

1995 Naismith National Coach of the Year Finalist

1994 Naismith National Coach of the Year Finalist

Atlantic 10 Coach of the Year

1993 USBWA District I Coach of the Year

Atlantic 10 Coach of the Year

1992 Eastern Basketball Coach of the Year



ALL-TIME ON-COURT WINS AS HEAD COACH AT NCAA DI PROGRAMS ONLY

1. Mike Krzyzewski	1,202
2. Jim Boeheim	1,116
3. Rick Pitino (active)	904
4. Roy Williams	903
5. Bob Knight	902
6. JOHN CALIPARI (active)	895
7. Dean Smith	879
8. Jim Calhoun	877
9. Adolph Rupp	876
10. Bob Huggins	864
11. Rick Barnes (active)	853
12. Bill Self (active)	850
13. Cliff Ellis	833
14. Jim Phelan	830

ACTIVE BEST ON-COURT WINNING PCT.

NCAA Division I (min. 10 yrs coaching at DI program)

1. Mark Few	765-154	.832	27th yr
2. Bill Self	849-265	.762	33rd yr
3. JOHN CALIPARI	895-283	.760	34th yr
4. Rick Pitino	903-316	.741	38th yr
5. Randy Bennett	584-226	.721	25th yr
6. Tom Izzo	757-306	.712	31st yr
7. Kelvin Sampson	745-313	.704	33rd yr
8. Will Wade	264-112	.702	12th yr
9. Matt Painter	516-224	.697	22nd yr
10. Nate Oats	258-113	.695	11th yr

CALIPARI BY YEAR

Year	School	Reg Season	Conference-Tourney	Postseason	Final Rank AP/Coach
1988-89	UMass	8th	--	--	--
1989-90	UMass	6th	Won	NIT 1st Rd	--
1990-91	UMass	T-3rd	Won	NIT Final Four (4th)	--
1991-92	UMass	1st	Won	NCAA SWEET 16	17 / 21
1992-93	UMass	1st	Won	NCAA Rd of 32	14 / 22
1993-94	UMass	1st	Won	NCAA Rd of 32	8 / 15
1994-95	UMass	1st	Won	NCAA ELITE 8	7 / 7
1995-96	UMass	1st	Won	NCAA FINAL FOUR	1 / 1
2000-01	Memphis	2nd (National)	--	NIT Final Four (3rd)	--
2001-02	Memphis	1st (National)	--	NIT Champion	--
2002-03	Memphis	1st (National)	--	NCAA Rd of 64	19 / --
2003-04	Memphis	T-1st	--	NCAA Rd of 32	24 / --
2004-05	Memphis	T-6th	--	NIT Final Four	--
2005-06	Memphis	1st	Won	NCAA ELITE 8	4 / 6
2006-07	Memphis	1st	Won	NCAA ELITE 8	5 / 7
2007-08	Memphis	1st	Won	NCAA RUNNER-UP	2 / 2
2008-09	Memphis	1st	Won	NCAA SWEET 16	3 / 9
2009-10	Kentucky	1st (East)	Won	NCAA ELITE 8	2 / 5
2010-11	Kentucky	2nd (East)	Won	NCAA FINAL FOUR	11 / 3
2011-12	Kentucky	1st	--	NCAA CHAMPION	1 / 1
2012-13	Kentucky	T-2nd	--	NIT First Rd	--
2013-14	Kentucky	T-2nd	--	NCAA RUNNER-UP	-- / 2
2014-15	Kentucky	1st	Won	NCAA FINAL FOUR	1 / 3
2015-16	Kentucky	T-1st	Won	NCAA Rd of 32	10 / 16
2016-17	Kentucky	1st	Won	NCAA ELITE 8	6 / 5
2017-18	Kentucky	T-4th	Won	NCAA SWEET 16	18 / 17
2018-19	Kentucky	T-2nd	--	NCAA ELITE 8	7 / 7
2019-20	Kentucky	1st	SEC & NCAA Postseason Canceled	--	8 / 7
2020-21	Kentucky	8th	--	--	--
2021-22	Kentucky	T-2nd	--	NCAA Rd of 64	7 / 16
2022-23	Kentucky	3rd	--	NCAA Rd of 32	RV / RV
2023-24	Kentucky	T-2nd	--	NCAA Rd of 64	20 / 19
2024-25	Arkansas	T-9th	--	NCAA SWEET 16	20 / 25
2025-26	Arkansas	--	--	--	--

- 1 NCAA National Championship
- 1 NIT Championship (4 total NIT Final Fours)
- 3 NCAA National Title Games
- 6 Final Fours
- 12 NCAA Elite 8's
- 16 NCAA Sweet 16's
- 15 Conference Tournaments Titles Won
- 18 Regular Season Conference Titles Won or Shared
- 24 NCAA Tournament Berths
- 30 Combined NCAA and NIT Berths
- 30 20-win seasons
- 59 Wins in Conference Tourneys (59-17 -- 77.6%)
- 59 Wins in the NCAA Tourney (59-23 -- 72.0%)
- 133 Postseason Wins (133-46 -- 74.6%) -- Including Conference Tourneys, NIT and NCAA
- 177 Wins (all games) in March/April (177-63 -- 73.8%)

CAREER	34th YR	OVERALL	H	A	N	CONF.	H	A
UMASS	8 YRS	193-71	86-14	54-42	53-15	91-41	54-11	37-30
UM	9 YRS	252-69	153-19	69-28	30-22	117-25	63-8	54-17
UK	15 YRS	410-123	234-25	92-61	84-37	198-65	115-16	83-49
ARK	2nd YR	40-20	25-5	8-9	7-6	16-13	9-5	7-8

DID YOU KNOW...

- Calipari's collegiate players have earned:
 - ^ 4 National Players of the Year (3 UK, 1 UMass)
 - ^ 2 National Freshmen of the Year (1 UK, 1 MEM)
 - ^ 12 Conference Players of the Year (6 UK, 3 MEM, 3 UMass)
 - ^ 20 Conference Frosh/Newcomers of the Year (12 UK, 6 MEM, 2 UMass)
 - ^ 25 All-American Honors (14 UK, 8 MEM, 3 UMass)
 - ^ 80 All-Conference Selections (36 UK, 22 MEM, 22 UMass)
- Calipari has won an NCAA single-season record 38 games three times in his career ... Memphis in '08, UK in '12 and UK in '15. Also, his 35 wins at UMass in '96 led the NCAA and are a UMass record.
- Calipari's teams have led the NCAA in wins six times.
 - ^ 38 -- '08 (MEM) • '12 (UK) • '15 (UK)
 - ^ 35 -- '10 (UK) • '96 (UMass)
 - ^ 33 -- '06 (MEM)
- Calipari is the winningest coach in NCAA Division I history for a five-year span with 173 victories from 2008-12.
- Calipari is the first coach in NCAA Division I history to record five straight 30-win seasons.
- Calipari is one of only two coaches (Rick Pitino) to lead three different schools to a Final Four.
- Calipari is one of three coaches (Eddie Sutton and Lon Krueger) to lead four different schools to the Sweet 16.
- Calipari has advanced to the Sweet 16 in 13 of the last 19 NCAA Tournaments played and on to the Elite Eight 10 times.
- Calipari is one of only three coaches (John Wooden and Mike Krzyzewski) to go to four Final Fours in a five-season span.
- **Calipari is one of two coaches to have three teams listed on The Athletics' 25 best college basketball teams from 2000-25 (7/16/25). HE IS THE ONLY COACH** to have two teams among the top five and **the only coach to lead two different programs on the list** -- Memphis 2007-08 at #20, Kentucky 2014-15 at #4 and Kentucky 2011-12 at #2.
- Calipari had more wins in a 10-year period than any other coach in college basketball history with 327 from 2006-15.
- Calipari was the fourth-fastest coach to 800 on-court wins, doing so in 1,037 games. Only Adolph Rupp (972 games), Roy Williams (1,012 games) and Dean Smith (1,029 games) did it faster.
- Calipari's 31 combined regular season and tournament league titles trail only Mark Few (41) of Gonzaga for most among active coaches.
- Calipari's 59 NCAA Tournament wins are tied for the most by active coaches (Tom Izzo) and tied for fifth-most all-time.
- Calipari has helped 62 players earn selection in the NBA Draft, including 43 first-round picks, and has had at least one player selected in 18 straight years, with 11 times having three players drafted, including five times with at least four. He ranks third all-time with his 62 NBA picks (Coach K had 74 and Dean Smith 65) while Cal's 62 1st & 2nd Rd picks are second-most all-time (Coach K's 66) as are his 43 1st rounders (Coach K's 46). Only Dean Smith has a longer streak of consecutive years of having a player drafted at 23 years.
- In his career, his players have won each of the six NBA major awards:
 - ^ 2 NBA Players of the Year
 - ^ 1 NBA Defensive Player of the Year
 - ^ 1 NBA Sixth Man of the Year
 - ^ 2 NBA Most Improved Players
 - ^ 3 NBA Rookies of the Year
- Calipari had seven players on 2024 Olympic rosters, the most by any coach.
 - ^ USA (3): Bam Adebayo, Anthony Davis and Devin Booker
 - ^ CANADA (3): Shai Gilgeous-Alexander, Jamal Murray and Trey Lyles
 - ^ SOUTH SUDAN (1): Weneny Gabriel
- Calipari has an NBA-best 6 players on the 2026 All-Star rosters.

All-Time Calipari Draft Picks

62 PLAYERS (43 1st Rd • 19 2nd Rd)

\$ - 29 NBA Lottery Picks

Player (School)	Year	Rd (Overall)
Lou Roe (UMass)	1995	Second (30)
Marcus Camby (UMASS)	\$ 1996	First (2)
• UMass 2 Players 1 1st Rd • 1 2nd Rd		
Dajuan Wagner (MEM)	\$ 2002	First (6)
Antonio Burks (MEM)	2004	Second (36)
Rodney Carney (MEM)	2006	First (16)
Shawne Williams (MEM)	2006	First (17)
DERRICK ROSE (MEM) \$ 2008 FIRST (1)		
Joey Dorsey (MEM)	2008	Second (33)
Chris Douglas-Roberts (MEM)	2008	Second (40)
Tyrece Evans (MEM)	\$ 2009	First (4)
Robert Dozier (MEM)	2009	Second (60)
• MEMPHIS 9 Players 5 1st Rd • 4 2nd Rd		
JOHN WALL (UK) \$ 2010 FIRST (1)		
DeMarcus Cousins (UK)	\$ 2010	First (5)
Patrick Patterson (UK)	\$ 2010	First (14)
Eric Bledsoe (UK)	2010	First (18)
Daniel Orton (UK)	2010	First (29)
Enes Kanter (UK)	\$ 2011	First (3)
Brandon Knight (UK)	\$ 2011	First (8)
Josh Harrellson (UK)	2011	Second (45)
DeAndre Liggins (UK)	2011	Second (53)
ANTHONY DAVIS (UK) \$ 2012 FIRST (1)		
Michael Kidd-Gilchrist (UK)	\$ 2012	First (2)
Terrence Jones (UK)	2012	First (18)
Marquis Teague (UK)	2012	First (29)
Doron Lamb (UK)	2012	Second (42)
Darius Miller (UK)	2012	Second (46)
Nerlens Noel (UK)	\$ 2013	First (6)
Archie Goodwin (UK)	2013	First (29)
Julius Randle (UK)	\$ 2014	First (7)
James Young (UK)	2014	First (17)
KARL-ANTHONY TOWNS (UK) \$ 2015 FIRST (1)		
Willie Cauley-Stein (UK)	\$ 2015	First (6)
Trey Lyles (UK)	\$ 2015	First (12)
Devin Booker (UK)	\$ 2015	First (13)
Andrew Harrison (UK)	2015	Second (44)
Dakari Johnson (UK)	2015	Second (48)
Jamal Murray (UK)	\$ 2016	First (7)
Skal Labissiere (UK)	2016	First (28)
Tyler Ulis (UK)	2016	Second (34)
De'Aaron Fox (UK)	\$ 2017	First (5)
Malik Monk (UK)	\$ 2017	First (11)
Bam Adebayo (UK)	\$ 2017	First (14)
Kevin Knox (UK)	\$ 2018	First (9)
Shai Gilgeous-Alexander (UK)	\$ 2018	First (11)
Jarred Vanderbilt (UK)	2018	Second (41)
Hamidou Diallo (UK)	2018	Second (45)
PJ Washington (UK)	\$ 2019	First (12)
Tyler Herro (UK)	\$ 2019	First (13)
Keldon Johnson (UK)	2019	First (29)
Tyrese Maxey (UK)	2020	First (21)
Immanuel Quickley (UK)	2020	First (25)
Nick Richards (UK)	2020	Second (42)
Isaiah Jackson (UK)	2021	First (22)
Brandon Boston Jr. (UK)	2021	Second (51)
Shaedon Sharpe (UK)	\$ 2022	First (7)
TyTy Washington Jr. (UK)	2022	First (29)
Cason Wallace (UK)	\$ 2023	First (10)
Chris Livingston (UK)	2023	Second (58)
Reed Sheppard (UK)	\$ 2024	First (3)
Rob Dillingham (UK)	\$ 2024	First (8)
Antonio Reeves (UK)	2024	Second (47)
• KENTUCKY 50 Players 37 1st Rd • 13 2nd Rd		
Adou Thiero (ARK)	2025	Second (36)
• ARKANSAS 1 Player 0 1st Rd • 1 2nd Rd		

CALIPARI 4TH FASTEST TO 800 CAREER VICTORIES; NEARING 900

With Kentucky's overtime win over Mississippi State on Jan. 25, 2022, John Calipari reached 800 on-court wins, all at the Division I level. At the time he was one of just 22 coaches, regardless of NCAA level of classification, to reach that barrier. Overall, only 16 coaches have done it with at least 10 seasons at the Division I level.

Calipari was the fourth-fastest coach to 800 on-court wins at 1,037 games. Only Adolph Rupp (972 games), Roy Williams (1,012 games) and Dean Smith (1,029 games) did it faster.

Calipari is nearing his 900th career win and he is on pace to reach that plateau as potentially the second-fastest coach in D-I history to do so, trailing Roy Williams (1,161 games) and possibly beating Mike Krzyzewski at 1,183 games.

Although Calipari is still climbing the charts, he is doing it nearly as fast as anyone else in NCAA history. When he defeated Mississippi State on Jan. 17, 2024, Calipari became the third-fastest active head coach to 400 wins at a single program, trailing only Bill Self (Kansas - 484) and Mark Few (Gonzaga - 499). Overall, Calipari needed just 516 games to reach 400 wins while at UK to rank the eighth fastest in Division I history.

FASTEST TO 800 D-I WINS	Gms	FASTEST TO 900 D-I WINS	Gms
1. Adolph Rupp	972	1. Roy Williams	1,161
2. Roy Williams	1,012	2. Mike Krzyzewski	1,183
3. Dean Smith	1,029	3. Rick Pitino	1,216
4. JOHN CALIPARI (active)	1,037	4. Jim Boeheim	1,251
		5. Bob Knight	1,269
		JOHN CALIPARI (895 wins)	1,178

FIRST BALLOT HALL OF FAMER

John Calipari joined basketball's fraternity of legends in September of 2015 after being elected to the Naismith Memorial Basketball Hall of Fame on the first ballot. Calipari joined an elite group of basketball players and coaches in the Naismith Hall of Fame, considered to be one of the ultimate honors in the sport.

The Class of 2015 included Calipari, Dick Bevetta, Louie Dampier, Lindsay Gaze, Tom Heinsohn, John Isaacs, Spencer Haywood, Lisa Leslie, Dikembe Mutombo, George Raveling and JoJo White. Calipari was inducted in Springfield, Mass., and nearly 70 of his former players joined him on stage during his acceptance speech.

COACH CAL IMMORTALIZED AT UMASS, CLARION, CONFERENCE USA

John Calipari's Hall of Fame rise began at UMass, and the school honored his program's breakthrough in the 1990s by unveiling a statue of Calipari on the Amherst campus in September 2021. Calipari was one of four icons synonymous with UMass basketball to earn the honor. Calipari's statue was unveiled next to Marcus Camby, Julius Erving and the late Jack Leaman outside the Mullins Center.

At UMass, Calipari led the Minutemen to a 193-71 on-court record in his eight seasons as head coach from 1989-96. His .731 career winning percentage remains the best in school history. Calipari led UMass to five straight NCAA Tournament appearances from 1992 to 1996 after UMass had gone to the NAAs only once in the first 81 years of the program. His Minutemen made the Atlantic 10's first and only Final Four appearance during the 1996 season, during which they went 35-2 overall and spent 10 weeks ranked No. 1 in the nation. Following the 1996 season, Calipari was named National Coach of the Year by the National Association of Basketball Coaches, The Sporting News and Naismith.

Clarion honored Calipari by having a statue erected and naming the basketball court in his honor. Tippin Gymnasium's floor was officially renamed the John V. Calipari Court in September 2021 and is better known as "Coach Cal Court." Calipari started his college playing career at UNC Wilmington before transferring to Clarion in 1981, helping the Golden Eagles reach their first NCAA Division II Tournament in program history that year.

In the summer of 2022, Calipari was enshrined into the Conference USA Hall of Fame. Calipari was honored by the league for his impressive tenure as head men's basketball coach at the University of Memphis, where he coached from the 2000-09. Calipari led the Tigers to the 2008 NCAA title game, including an NCAA, single-season record 38 wins. As a result, he earned his second Naismith National Coach of the Year honor, becoming only the second coach to earn the honor multiple times since its inception in 1987. Calipari, the 2009 Sports Illustrated National Coach of the Year, led the Tigers to nine straight 20-win campaigns and nine consecutive postseason appearances, the only Memphis coach to do that. He posted 252 on-court wins – 28.0 wins per season – as the Tigers' head coach, making him the winningest coach in school history. From 2006-08, the Tigers won 104 games, making Calipari the winningest head coach in NCAA Division I history in a three-year span.

A WOODEN AWARD LEGEND OF COACHING

On Oct. 3, 2023, it was announced that John Calipari would receive the John R. Wooden Award "Legends of Coaching" honor. On April 12, 2024, the newly named Razorback head basketball coach was on hand for the trophy presentation at the Los Angeles Athletic Club.

The "Legends of Coaching" honor recognizes coaches who exemplify Coach Wooden's high standard of coaching success and personal integrity. The award was adopted by the Wooden Award Steering Committee in 1999. The honorees are selected based on character, success on the court, graduation rate of student-athletes in their basketball program, coaching philosophy, and identification with the goals of the John R. Wooden Award. He will be presented the honor along with the 2024 Wooden Award winners on April 12, 2024.

Chairman of the Wooden Award Steering Committee Sam Lagana said, "Coach John Calipari has been a significant part of the Wooden Award experience, dating back to his first head coaching assignment at UMass. He has supported the Award and stood with his candidates and winners every step of the way. Coach Wooden had an appreciation for Coach Cal that carried through the years and Coach Calipari has demonstrated great reverence for Coach Wooden as both shared a 'players first' mentality, with emphasis on care for the student-athlete and in the value of competitive greatness. John Calipari is a wonderful addition to the fraternity of Wooden Award 'Legends of Coaching' recipients."

Calipari's on-court success is well publicized and culminated with the highest honor in the sport by being inducted into the Naismith Hall of Fame. Off the court, Coach Calipari's impact has been felt in his community and abroad. In 2012, he founded the John Calipari Foundation which has partnered with many organizations, including: Samaritan's Feet, 4 Paws for Ability, One Parent Scholar House and Team Focus. He has partnered with the American Red Cross to raise millions of dollars to help people affected by disasters such as the 2010 Haitian earthquake, 2012 Superstorm Sandy, and the 2022 flooding in Eastern Kentucky. He helped spearhead the creation of the John McLendon Minority Leadership Initiative, a national coach-driven initiative to provide minorities with a jump-start to their careers.

CALIPARI VS. ALL OPPONENTS

Opponent	Overall	at ARK	Opponent	Overall	at ARK	Opponent	Overall	at ARK
Abilene Christian	1-0	-	Kansas State	2-2	-	Seton Hall	1-1	-
Alabama	20-8	0-1	Keene State	1-0	-	Siena	4-0	-
Alabama-Birmingham (UAB)	15-3	-	Kentucky	3-5	1-1	South Carolina	18-7	2-1
Albany	2-0	-	La Salle	3-0	-	South Carolina State	1-0	-
Arizona	1-1	-	Lafayette (Pa.)	1-0	-	South Florida (USF)	10-1	-
Arizona State	2-1	-	Lamar	5-0	-	Southern	2-0	1-0
Arkansas	16-9	-	LIU-Brooklyn	1-0	-	Southern Cal	2-0	-
Arkansas-Little Rock	4-0	1-0	Lipscomb	2-0	1-0	SMU	7-0	-
Arkansas-Pine Bluff	1-0	-	Long Beach State	1-0	-	South Connecticut	1-0	-
Arkansas State	4-0	-	Louisiana State (LSU)	18-6	3-1	Southeastern Louisiana	3-0	-
Auburn	15-8	0-2	Louisiana Tech	1-1	-	Southern Illinois	1-0	-
Austin Peay	6-1	-	Louisville	20-8	1-0	Southern Miss	15-4	-
Baylor	1-3	0-1	Loyola (Md.)	1-0	-	Southwest Texas St.	1-0	-
Bellarmine	1-0	-	Manhattan	2-0	-	St. Bonaventure	17-1	-
Belmont	2-0	-	Marist	2-0	-	St. John's	2-0	1-0
Boise State	1-0	-	Marquette	3-1	-	Saint Joseph's	16-5	-
Boston	7-1	-	Marshall	7-0	-	Saint Mary's College	1-0	-
Boston College	2-0	-	Maryland	5-3	-	Saint Peter's	1-0	-
Bradley	1-0	-	Maryland-Eastern Shore	1-0	1-0	Stanford	3-2	-
Bucknell	1-0	-	Massachusetts	1-0	-	Stephen F. Austin	1-0	-
Buffalo	3-0	-	Massachusetts-Lowell	2-1	-	Stonehill	1-0	-
BYU	1-0	-	Memphis	1-0	-	Stony Brook	1-0	-
Cal State-Northridge	1-0	-	Miami (Fla.)	2-1	1-0	Syracuse	3-2	-
Canisius	1-0	-	Miami (Ohio)	2-0	-	TCU	7-1	-
Central Arkansas	2-0	2-0	Michigan	3-0	1-0	Temple	13-11	-
Central Connecticut State	2-0	-	Michigan State	3-3	0-1	Tennessee	23-17	1-1
Central Florida (UCF)	5-0	-	Middle Tennessee	3-0	-	Tennessee-Martin	5-0	-
Central Michigan	1-0	-	Milwaukee	1-0	-	Tennessee State	1-0	-
Charlotte	2-3	-	Mississippi (Ole Miss)	20-7	1-2	Tennessee Tech	1-0	-
Chattanooga	2-0	-	Mississippi State	22-1	2-0	Texas	4-2	2-0
Christian Brothers	2-0	-	Mississippi Valley State	1-0	-	Texas-Arlington	3-0	-
Cincinnati	6-7	-	Missouri	13-6	2-0	Texas-El Paso (UTEP)	5-0	-
Cleveland State	4-0	-	Monmouth	2-0	-	Texas-San Antonio	1-0	1-0
Coastal Carolina	1-0	-	Montana State	1-0	-	Texas A&M	12-6	0-1
Colorado	1-1	-	Morehead State	3-0	-	Texas A&M-Commerce	1-0	-
Colorado State	0-1	-	Mount St. Mary's	2-0	-	Texas Tech	2-1	1-1
Columbia	1-0	-	Murray State	1-0	-	Towson	1-0	-
Connecticut	2-5	-	Nevada	1-0	-	Troy	2-0	1-0
Coppin State	1-0	-	New Hampshire	5-0	-	Tulane	16-0	-
Cornell	1-0	-	New Mexico	1-0	-	Tulsa	11-1	-
Dartmouth	1-0	-	New Mexico State	1-0	-	UCLA	4-5	-
Davidson	1-0	-	New Orleans	1-0	-	Utah	2-2	-
Dayton	1-0	-	NIJT	1-0	-	Utah Valley	2-0	-
DePaul	4-2	-	North Carolina	9-4	-	Valparaiso	1-0	-
Detroit	1-0	-	UNC-Asheville	2-0	-	Vanderbilt	29-6	2-0
Drexel	2-0	-	UNC-Greensboro	2-0	-	Vermont	3-0	-
Duke	1-4	-	UNC-Wilmington	1-1	-	Villanova	2-0	-
Duquesne	13-4	-	North Carolina A&T	1-0	1-0	Virginia	0-1	-
East Carolina	7-0	-	North Carolina State	1-0	-	VMI	1-0	-
East Tennessee State	4-0	-	North Dakota	1-0	-	Virginia Tech	3-0	-
Eastern Kentucky	4-0	-	North Florida	2-0	-	Wake Forest	2-1	-
Eastern Michigan	2-0	-	North Texas	1-0	-	Washington	1-0	-
Evansville	0-1	-	Northeastern	3-1	-	West Virginia	13-7	-
Fairfield	1-0	-	Northern Kentucky	2-0	-	Western Kentucky	3-0	-
Fairleigh Dickinson	1-0	-	Northwestern State	1-0	-	Wichita State	2-0	-
Florida	25-11	0-1	Notre Dame	2-3	-	Winthrop	4-0	1-0
Florida A&M	1-0	-	Oakland	2-1	1-0	Wisconsin	1-1	-
Florida State	1-1	-	Ohio	1-0	-	Wofford	2-0	-
Florida Tech	0-1	-	Ohio State	1-3	-	Wright State	1-0	-
Fordham	5-0	-	Oklahoma	6-2	1-1	Xavier	2-2	-
Fort Wayne	1-0	-	Oklahoma State	0-2	-	Yale	2-0	-
Fresno State	1-0	1-0	Old Dominion	2-0	-	Totals	895-283	40-20
Furman	1-0	-	Oral Roberts	1-0	-			
George Mason	1-0	-	Oregon State	1-0	-			
George Washington	8-9	-	Pacific	1-0	1-0			
Georgetown	2-1	-	Penn	4-0	-			
Georgia	23-5	1-1	Penn State	4-4	-			
Georgia Tech	2-2	-	Pepperdine	1-0	-			
Gonzaga	4-2	-	Pittsburgh	2-1	-			
Grand Canyon	1-0	-	Portland	3-0	-			
Hampton	1-0	-	Princeton	2-0	-			
Hartford	2-0	-	Providence	4-1	-			
Harvard	2-0	-	Purdue	2-1	-			
High Point	1-0	-	Queens	1-0	1-0			
Hofstra	1-0	-	Radford	1-0	-			
Holy Cross	4-1	-	Rhode Island	16-2	-			
Houston	17-3	-	Rice	4-0	-			
Howard	2-0	-	Richmond	1-1	-			
Illinois	1-2	0-1	Rider	1-0	-			
Illinois-Chicago (UIC)	1-0	-	Robert Morris	2-1	-			
Illinois State	2-0	-	Rutgers	11-4	-			
Indiana	3-2	-	Saint Louis	4-3	-			
Iowa	0-1	-	Saint Peter's	0-1	-			
Iowa State	2-0	-	Sam Houston State	1-0	-			
Jackson State	3-0	1-0	Samford	4-0	1-0			
James Madison	1-0	1-0	Santa Clara	1-0	-			
Kansas	6-9	1-0	Savannah State	1-0	-			

CAL AT SEC ARENAS

	TOTAL	MASS	UM	UK	ARK
Coleman Coliseum	5-5	0-0	1-0	4-5	0-0
Bud Walton Arena	8-5	0-0	1-1	7-4	(25-5)
Neville Arena *	4-8	0-0	0-0	4-6	0-2
O'Connell Center	10-5	0-0	0-0	10-5	0-0
Stegman Coliseum	7-5	0-0	0-0	7-4	0-1
Rupp Arena	1-1	0-1	0-0	(234-25)	1-0
Maravich Center	7-5	0-0	0-0	6-4	1-1
Black Pavilion #	4-1	0-0	0-0	3-1	1-0
Humphrey Coliseum	10-0	0-0	0-0	9-0	1-0
Mizzou Arena *	4-3	0-0	0-0	4-2	0-1
Lloyd Noble Center	2-1	1-1	0-0	0-0	1-0
Colonial Life Arena	5-7	0-0	0-0	5-6	0-1
Thompson-Boling Arena	9-10	0-0	1-2	8-7	0-1
Moody Center	1-0	0-0	0-0	0-0	1-0
Reed Arena	6-4	0-0	0-0	6-3	0-1
Memorial Gym	14-2	0-0	0-0	13-2	1-0
As Opposing Coach	98-62	1-2	3-3	86-49	7-8
NOTES	TOT	MASS	UM	UK	ARK
* AUB Beard-Flaves Memorial	1-0	0-0	0-0	1-0	-
# OM Tad Smith Coliseum	3-2	0-0	1-1	2-1	-
* MIZ Hearnes Center	0-1	0-0	0-0	0-1	-

CALIPARI HONORED BY McLENDON FOUNDATION WITH 2026 LEGACY OF IMPACT AWARD

The McLendon Foundation is pleased to announce that John Calipari, head basketball coach at the University of Arkansas, has been selected as the **2026 recipient of the Legacy of Impact Award, the Foundation's highest honor. The award will be presented at the second-annual Secret Summit on Thursday, April 2, 2026**, in downtown Indianapolis ahead of the 2026 Men's Final Four weekend.

The Legacy of Impact Award recognizes individuals whose leadership and actions have meaningfully advanced the values and vision of Coach John McLendon, one of the most influential figures in the history of sports. Coach McLendon was a trailblazer whose legacy centered on access, education, leadership, and opportunity both on and off the court.

Coach Calipari was selected by the McLendon Foundation Board of Directors for his commitment to creating opportunities and opening doors for aspiring leaders in sports. He was instrumental in the early vision and formation of the McLendon Leadership Initiative and has supported the program through advocacy, personal investment, and the encouragement of others across the coaching community to engage and contribute.

DREAM MAKER

As someone who prides himself on helping young men reach their dreams, John Calipari has helped 77 players get drafted or play in the NBA as free agents, including 62 players going in the NBA Draft.

- ^ **62 NBA Draft picks ranks third all-time, trailing only Mike Krzyzewski (74) and Dean Smith (65)**
- ^ **62 1st and 2nd round draft picks rank second all-time, trailing Mike Krzyzewski (66) ... Roy Williams has the third-most (32)**
- ^ **43 1st round picks ranks second all-time, trailing Mike Krzyzewski (46)**
- ^ **29 lottery picks are tied for the most by any college coach in history (with Mike Krzyzewski)**
- ^ **18 consecutive years (2008-25) with a player being drafted is the second-best streak all-time behind Dean Smith's 23 (1965-87) and THE ONLY COACH to have an 18-year streak since the draft was shortened to two rounds in 1989 as well BEING THE ONLY COACH to have a streak of 18 consecutive years of having at least one player drafted in the first or second round**
- ^ **Four No. 1 overall picks tie Mike Krzyzewski for the most all-time**
- ^ **In 2010, five of his players were selected in the first round marking the first time in NBA history having five from one school**
- ^ **His six players selected overall in both the 2012 and 2015 NBA drafts are the most by one coach in the two-round era**
- ^ **Only coach to produce the top two picks in the same draft (2012, #1 Anthony Davis and #2 Michael Kidd-Gilchrist)**
- ^ **Is the only coach in history to have a former player win each of the six major NBA awards:** Player of the Year (twice), Rookie of the Year, Sixth Man of the Year, Most Improved Player of the Year and Clutch Player of the Year
- ^ Eleven of his former players have combined to earn 43 NBA All-Star honors, 10 have been tabbed All-NBA (21 times), three were named NBA Rookie of the Year, and 19 players have made the NBA All-Rookie teams. Derek Rose was named NBA MVP in 2011 and Shai Gilgeous-Alexander was the 2025 NBA MVP.

CHANGING FAMILIES LIVES ... \$5.8 BILLION AND COUNTING

John Calipari hasn't just signed the best talent in the country; he's been the best at developing that talent, making those players better prepared than anyone else and getting them ready for all things at the next level. The proof is in the numbers.

Entering the 2025-26 NBA season, **Calipari's NBA pros will have amassed over \$5.898 billion in NBA contracts over their careers**, which does not include endorsement deals or players on overseas contracts. Through 2024-25 his players on NBA rosters have tallied over \$2 billion alone. For the 2025-26 NBA season alone, **Cal's players are set to earn over \$563 million.**

CALIPARI UNRIVALED IN CONFERENCE

John Calipari has **won a combined 16 league regular-season championships** in his career (including six Southeastern Conference titles). That is six more than the next-closest coach in the SEC (Bruce Pearl has 10). Calipari has **won a combined 15 conference tournament titles** in his career (six in the SEC), 10 more than his closest competitor (Nate Oats with five).

Calipari has tallied a **422-144 (74.7%) all-time record within conference play** as a head coach including a 214-78 (73.4%) SEC record. Although he's been publicly outspoken against conference tournaments – only because he doesn't favor playing three or more games on consecutive days to win the tournament – his teams have gotten up for them. **Calipari's teams** at UMass, Memphis and Kentucky **have been to 19 conference championship games in his career, winning a remarkable 15 of them.** Calipari is 59-17 (77.6%) all-time in conference tournaments, including 25-9 (73.5%) in the SEC. Calipari's 25 SEC Tournament wins ties for third all-time.

THERE's No PLACE LIKE HOME

John Calipari-coached teams have posted an **all-time record of 498-63 (88.8%) record at home** (25-5 at ARK • 12-1 in '25-26).

Calipari's best home winning streak came when he began his career at UK with a 54-game home win streak at Rupp Arena. He additionally had a 42-game home win streak at UK (2014-17).

He has gone undefeated at home 10 times overall – adding seven times with just one loss – while going undefeated at home in league play 14 times.

LIFE AWAY FROM HOME Isn't So BAD EITHER

As good as John Calipari's team's have been at home, they're pretty good in hostile environments on the road. His teams are **223-140 (61.3%) overall on the road** (8-9 at ARK).

At neutral-site venues, his teams are 174-80 (68.5%) – 7-6 at ARK • 2-2 in '25-26 – including 6 seasons with at least 10 neutral-site wins.

CALIPARI IN ELITE COMPANY WITH CONFERENCE CHAMPIONSHIPS

When Kentucky clinched a share of the 2017 Southeastern Conference championship, John Calipari became the first NCAA Division I coach to lead three different programs (UMass, Memphis, Kentucky) to five on-court, regular-season league titles three different times.

- ^ UMass won five Atlantic 10 titles (1992, '93, '94, '95 and '96).
- ^ Memphis claimed five Conference USA crowns (2004, '06, '07, '08 and '09).
- ^ Kentucky captured the SEC Championship six times (2010, '12, '15, '16, '17 and '20).

Perhaps more impressive is that Calipari has 31 combined regular-season and tournament championships. That trails only Mark Few of Gonzaga (41 titles) and Kentucky's Adolph Rupp (41) for the most combined championships. Bill Self (Kansas) also has 31 combined titles.

CALIPARI AT No. 1

John Calipari is one of just two coaches (Frank McGuire) to lead three programs to a No. 1 ranking in the Associated Press Top 25. Calipari has led 10 of his teams to a No. 1 AP ranking.

- ^ His teams are 110-13 (89.4%) as when ranked #1 by AP #1, including 69-8 at UK, 32-4 at UMass and 9-1 at Memphis
- ^ His 110 victories are the most among active coaches with victories at No. 1
- ^ Has coached 123 career games as #1, 4th-most in NCAA history, trailing Mike Krzyzewski (255), John Wooden (228) and Adolph Rupp (127)
- ^ Among coaches who have owned a #1 ranking in at least 119 games, Calipari's winning percentage of 89.4% trails only Wooden (95.2%)
- ^ **Calipari is 6-7 all-time when playing an AP #1 team.**

CALIPARI RECEIVED 2022 JEFFERSON AWARD

John Calipari received the **Jefferson Award for Outstanding Public Service in Sports by Multiplying Good** on Nov. 2, 2022. For more than 50 years, Multiplying Good has honored those who put others first. Those receiving the Jefferson Award are empowered to do more, while their stories of extraordinary public service inspire others to action. It is an award that underscores impact.

Founded over 50 years ago by Jackie Kennedy Onassis, Sen. Bob Taft Jr., and Sam Beard, Multiplying Good is the world's most foremost and highly celebrated organization focused on and honoring public service.

Other recipients of the Jefferson Award include Arthur Ashe, Tom Brokaw, Larry Fitzgerald, Betty Ford, John Glenn, Bob Hope, Steve Jobs, Shaquille O'Neal, General Colin Powell, John D. Rockefeller and Oprah Winfrey. Calipari is the first men's college basketball coach to receive the honor.

CALIPARI NAMED SPORTING NEWS' COACH OF THE DECADE FROM THE 2010's; HONORED BY THE ATHLETIC TOO

Underscored by more victories than any other coach or program, more Final Four appearances, a record number of NBA Draft picks and the 2012 national championship, John Calipari was named the **College Basketball Coach of the Decade by Sporting News** in January 2020.

Calipari is one of two coaches (with Coach K) to have three teams listed on **The Athletics' 25 "Best College Basketball Teams from 2000-25"** (7/16/25). He is the only coach to have two teams among the top five and the only coach to lead two different programs on the list – Memphis 2007-08 at #20, Kentucky 2014-15 at #4 and Kentucky 2011-12 at #2.

#LaFamilia NBA Awards

NBA PLAYER OF THE YEAR(2)	FREE AGENTS TO PLAY IN NBA(15)
2011 Derrick Rose	2006 Earl Barron MEM
2025 Shai Gilgeous-Alexander	2008 Darius Washington MEM
NBA ROOKIE OF THE YEAR(3)	2013 Antonio Anderson MEM
2009 Derrick Rose	2016 Aaron Harrison UK
2010 Tyreke Evans	2017 Alex Poythress UK
2016 Karl-Anthony Towns	2017 Kyle Wiltjer UK
NBA DEFENSIVE PLAYER OF THE YEAR.....(1)	2019 Isaiah Briscoe UK
2007 Marcus Camby	2019 Isaac Humphries UK
NBA MOST IMPROVED PLAYER.....(2)	2020 Mychal Mulder UK
2021 Julius Randle	2020 Wenyen Gabriel UK
2024 Tyrese Maxey	2021 Ashton Hagans UK
NBA SIXTH MAN OF THE YEAR(1)	2022 Olivier Sarr UK
2022 Tyler Herro	2024 Jacob Toppin UK
NBA CLUTCH PLAYER OF THE YEAR(1)	2024 Oscar Tshiebwé UK
2023 De'Aaron Fox	2025 Justin Edwards UK
NBA CARES COMMUNITY ASSIST AWARD.....(3)	NBA CHAMPIONS.....(4)
2021 Devin Booker	2020 Anthony Davis (Lakers)
2017 DeMarcus Cousins (offseason)	2023 Jamal Murray (Nuggets)
2016 John Wall	2025 Shai Gilgeous-Alexander (Thunder)
NBA SOCIAL JUSTICE CHAMPION(1)	Cason Wallace (Thunder)
2024 Karl-Anthony Towns	NBA ALL-STAR TEAM(48)
NBA SPORTSMANSHIP AWARD(1)	2010 Derrick Rose
2024 Tyrese Maxey	2011 Derrick Rose
NBA CHAMPION.....(1)	2012 Derrick Rose
2020 Anthony Davis	2014 Anthony Davis
2023 Jamal Murray	John Wall
ALL-NBA TEAM(21)	2015 DeMarcus Cousins
2011 Derrick Rose (1st)	Anthony Davis
2012 Derrick Rose (1st)	John Wall
2015 Anthony Davis (1st)	2016 DeMarcus Cousins
DeMarcus Cousins (2nd)	Anthony Davis
2016 DeMarcus Cousins (2nd)	John Wall
2017 Anthony Davis (1st)	2017 DeMarcus Cousins
John Wall (3rd)	Anthony Davis
2018 Anthony Davis (1st)	John Wall
Karl-Anthony Towns (3rd)	2018 DeMarcus Cousins
2020 Anthony Davis (1st)	Anthony Davis
2021 Julius Randle (2nd)	Karl-Anthony Towns
2022 Devin Booker (1st)	John Wall
Karl-Anthony Towns (3rd)	2019 Anthony Davis
Shai Gilgeous-Alexander (1st)	Karl-Anthony Towns
De'Aaron Fox (3rd)	2020 Bam Adebayo
Julius Randle (3rd)	Devin Booker
2024 Shai Gilgeous-Alexander (1st)	Anthony Davis
Anthony Davis (2nd)	Devin Booker
Devin Booker (3rd)	2021 Anthony Davis
Shai Gilgeous-Alexander (1st)	Julius Randle
Karl-Anthony Towns (3rd)	2022 Devin Booker
ALL-NBA ROOKIE TEAM(19)	Karl-Anthony Towns
1997 Marcus Camby (1st) 1997	2023 Bam Adebayo
2010 Tyreke Evans (1st)	De'Aaron Fox
Derrick Rose (1st)	Shai Gilgeous-Alexander
2011 DeMarcus Cousins (1st)	Julius Randle
John Wall (1st)	2024 Bam Adebayo
Eric Bledsoe (2nd)	Devin Booker
Brandon Knight (1st) 2012	Anthony Davis
2013 Anthony Davis (1st)	Shai Gilgeous-Alexander
Michael Kidd-Gilchrist (2nd)	Tyler Herro
2015 Nerlens Noel (1st)	Karl-Anthony Towns
2016 Karl-Anthony Towns (1st)	2026 Shai Gilgeous-Alexander
Devin Booker (1st)	Tyrese Maxey
Willie Cauley-Stein (2nd)	Karl-Anthony Towns
2017 Jamal Murray (2nd)	Devin Booker
2019 Shai Gilgeous-Alexander (2nd)	Jamal Murray
2020 Tyler Herro (2nd)	De'Aaron Fox
PJ Washington (2nd)	ALL-STAR GAME MVP.....(1)
2021 Immanuel Quickley (2nd)	2017 Anthony Davis
2024 Cason Wallace (2nd)	RIISING STARS CHALLENGE MVP(3)
ALL-NBA DEFENSIVE TEAM(17)	2010 Tyreke Evans
2005 Marcus Camby (2nd)	2011 John Wall
2006 Marcus Camby (2nd)	2017 Jamal Murray
2007 Marcus Camby (1st)	SLAM DUNK CONTEST WINNER.....(2)
2008 Marcus Camby (1st)	2014 John Wall
2015 Anthony Davis (2nd)	2019 Hamidou Diallo
John Wall (2nd)	3-POINT CONTEST WINNER(2)
2017 Anthony Davis (2nd)	2018 Devin Booker
2018 Anthony Davis (1st)	2022 Karl-Anthony Towns
2019 Eric Bledsoe (1st)	SKILLS CHALLENGE WINNER.....(3)
2020 Anthony Davis (1st)	2009 Derrick Rose
Eric Bledsoe (2nd)	2016 Karl-Anthony Towns
Bam Adebayo (2nd)	2020 Bam Adebayo
2021 Bam Adebayo (2nd)	
2022 Bam Adebayo (2nd)	
2023 Bam Adebayo (2nd)	
2024 Anthony Davis (1st)	
Bam Adebayo (1st)	

CALIPARI'S ALL-TIME COLLEGIATE PLAYER HONORS

NATIONAL PLAYER OF THE YEAR	4
UMASS	1
1996 Marcus Camby AP, UPI, USBWA, Wooden, Naismith, NABC, Rupp, Basketball Times, Sporting News, CBS	
KENTUCKY	3
2010 John Wall Adolph Rupp, Yahoo!, Rivals	
2012 Anthony Davis Adolph Rupp, AP, CBS, Basketball Times, Naismith, Sporting News, USBWA, Wooden	
2022 Oscar Tshiebwe AP, CBS, College Hoops Today, NABC, Naismith, Sporting News, The Athletic, Field of 68, USBWA, USA Today, Wooden	
NATIONAL FRESHMAN OF THE YEAR	2
MEMPHIS	1
2009 Tyreke Evans USBWA, CBS, ESPN, Fox, Sporting News	
KENTUCKY	1
2024 Reed Sheppard USBWA, NABC, CBS, SI	
ALL-AMERICANS	25
UMASS	3
1994 Lou Roe Sporting News (2), Basketball Weekly (2) NABC (3)	
1995 Lou Roe Wooden (1), Sporting News (1) AP (2), USBWA (2), NABC (2), UPI (2) Basketball Times (2)	
1996 Marcus Camby AP (1), USBWA (1), Wooden, NABC (1), UPI (1) Basketball Times (1), Basketball Weekly (1)	
MEMPHIS	8
2002 Dajuan Wagner AP (HM)	
2003 Chris Masse Fox (3), CNN (1), HM	
2004 Antonio Burks AP (HM)	
2006 Rodney Carney USBWA (2), ESPN (2)	
2007 Chris Douglas-Roberts AP (HM)	
2008 Chris Douglas-Roberts Wooden, USBWA (1), AP (1), NABC (1), ESPN (1) Sporting News (1), Basketball Times (2) Derrick Rose Wooden, AP (3), NABC (3), Basketball Times (3)	
2009 Tyreke Evans CBS (3), SI (3), AP (HM)	
KENTUCKY	14
2010 DeMarcus Cousins AP (1), NABC (2), USBWA (2), SN (2) John Wall AP (1), NABC (1), USBWA (1), SN (1)	
2012 Anthony Davis AP (1), NABC (1), USBWA (1), SN (1) Michael Kidd-Gilchrist USBWA (2), SN (2), AP (3), NABC (3)	
2014 Julius Randle AP (3), NABC (3)	
2015 Willie Cauley-Stein AP (1), NABC (1), USBWA (1), SN (1) Karl-Anthony Towns AP (2), NABC (2), SN (3)	
2016 Jamal Murray AP (3) Tyler Ulis AP (1), SN (1), USBWA (2), NABC (2)	
2017 Malik Monk SN (2), USBWA (2), NABC (2), AP (2)	
2019 PJ Washington SN (3), USBWA (3), NABC (3), AP (3)	
2022 Oscar Tshiebwe SN (1), USBWA (1), NABC (1), AP (1)	
2023 Oscar Tshiebwe SN (3), USBWA (2), NABC (2), AP (2)	
2024 Antonio Reeves SN (3)	
COSIDA ACADEMIC ALL-AMERICA	1
2016 Alex Poythress (Kentucky)	2nd Team

CONFERENCE PLAYER OF THE YEAR	12
UMASS	3
1992 Harper Williams	
1995 Lou Roe	
1996 Marcus Camby	
MEMPHIS	3
2004 Antonio Burks	
2006 Rodney Carney	
2008 Chris Douglas-Roberts	
KENTUCKY	6
2010 John Wall	Coaches AP
2012 Anthony Davis	Coaches AP
2016 Tyler Ulis	Coaches AP
2017 Malik Monk	AP
2020 Immanuel Quickley	Coaches
2022 Oscar Tshiebwe	Coaches AP
CONF. FROSH/NEWCOMER OF THE YEAR	20
UMASS	2
1989 Jim McCoy	Freshman
1994 Marcus Camby	Freshman & Newcomer
MEMPHIS	6
2002 Dajuan Wagner	Freshman
2004 Sean Banks	Freshman
2005 Darius Washington	Freshman
2006 Shawne Williams	Freshman
2008 Derrick Rose	Freshman
2009 Tyreke Evans	Freshman
KENTUCKY (Coaches - Frosh - AP - Newcomer)	12
2010 DeMarcus Cousins	Coaches
2010 John Wall	AP
2011 Terrence Jones	Coaches / AP
2012 Anthony Davis	Coaches / AP
2013 Nerlens Noel	Coaches / AP
2014 Julius Randle	Coaches / AP
2015 Karl-Anthony Towns	Coaches / AP
2017 Malik Monk	Coaches / AP
2018 Kevin Knox	Coaches
2019 Tyler Herro	AP
2019 Keldon Johnson	Coaches
2024 Reed Sheppard	Coaches
CONFERENCE SIXTH MAN OF THE YEAR	7
UMASS (AIO Did Not Select a Sixth Man of the Year)	
MEMPHIS	2
2007 Jeremy Hunt	
2009 Wesley Witherspoon	
KENTUCKY	5
2012 Darius Miller	Coaches
2013 Kyle Wiltjer	Coaches
2015 Devin Booker	Coaches
2023 Antonio Reeves	Coaches
2024 Rob Dillingham	Coaches
CONFERENCE DEFENSIVE PLAYER OF THE YEAR	9
UMASS (AIO Did Not Select a Defensive POY)	
MEMPHIS	3
2007 Joey Dorsey	
2008 Joey Dorsey	
2009 Antonio Anderson	
KENTUCKY	6
2010 John Wall	Coaches/AP
2012 Anthony Davis	Coaches/AP
2016 Tyler Ulis	Coaches/AP
2017 Malik Monk	AP
2020 Immanuel Quickley	Coaches
2022 Oscar Tshiebwe	Coaches/AP

ALL-CONFERENCE	80
UMASS	22
1989 Jim McCoy	3rd
1990 Jim McCoy	1st
William Herndon	3rd
1991 Jim McCoy	1st
Harper Williams	3rd
1992 Jim McCoy	1st
Harper Williams	1st
1993 Lou Roe	1st
Harper Williams	1st
Tony Barbee	2nd
1994 Lou Roe	1st
Marcus Camby	3rd
Mike Williams	3rd
1995 Marcus Camby	1st
Lou Roe	1st
Donta Bright	2nd
Derek Kellogg	2nd
1996 Marcus Camby	1st
Donta Bright	1st
Edgar Paila	2nd
Carmelo Travieso	2nd
Dana Dingle	3rd
MEMPHIS	22
2001 Kelly Wise	1st
2002 Dajuan Wagner	1st
Kelly Wise	1st
2003 Chris Massie	1st
Antonio Burks	3rd
2004 Sean Banks	1st
Antonio Burks	1st
2005 Rodney Carney	2nd
Darius Washington Jr.	3rd
2006 Rodney Carney	1st
Darius Washington Jr.	1st
Shawne Williams	3rd
2007 Joey Dorsey	1st
Chris Douglas-Roberts	1st
Jeremy Hunt	2nd
2008 Chris Douglas-Roberts	1st
Derrick Rose	1st
Joey Dorsey	2nd
Robert Dozier	3rd
2009 Tyreke Evans	1st
Antonio Anderson	2nd
Robert Dozier	2nd
KENTUCKY	36
2010 DeMarcus Cousins	1st Coaches 1st AP
Patrick Patterson	1st Coaches 2nd AP
John Wall	1st Coaches 1st AP
2011 Terrence Jones	1st Coaches 1st AP
Brandon Knight	1st Coaches 2nd AP
2012 Anthony Davis	1st Coaches 1st AP
Michael Kidd-Gilchrist	1st Coaches 1st AP
Terrence Jones	2nd Coaches 2nd AP
Doron Lamb	2nd Coaches
2013 Nerlens Noel	1st Coaches 1st AP
2014 Julius Randle	1st Coaches 1st AP
James Young	2nd Coaches
2015 Willie Cauley-Stein	1st Coaches 1st AP
Karl-Anthony Towns	1st Coaches 1st AP
Aaron Harrison	2nd Coaches 2nd AP
Devin Booker	2nd Coaches
2016 Jamal Murray	1st Coaches 1st AP
Tyler Ulis	1st Coaches 1st AP
2017 De'Aaron Fox	1st Coaches 1st AP
Malik Monk	1st Coaches 1st AP
Bam Adebayo	2nd Coaches 2nd AP
2018 Kevin Knox	1st Coaches
Shai Gilgeous-Alexander	2nd Coaches
2019 PJ Washington	1st Coaches 1st AP
Tyler Herro	2nd Coaches
Keldon Johnson	2nd Coaches
2020 Nick Richards	1st Coaches 1st AP
Immanuel Quickley	1st Coaches 1st AP
Tyrese Maxey	2nd Coaches
2022 Oscar Tshiebwe	1st Coaches 1st AP
TyTy Washington Jr.	2nd Coaches
Sahvir Wheeler	2nd Coaches
2023 Oscar Tshiebwe	1st Coaches 1st AP
Antonio Reeves	1st Coaches 1st AP
2024 Reed Sheppard	2nd Coaches 2nd AP
Rob Dillingham	2nd Coaches

CONFERENCE ALL-DEFENSIVE TEAM	19
UMASS (AIO Did Not Select an All-Defensive Team)	
MEMPHIS (C-USA Started Team in 2007)	6
2007 Antonio Anderson	
Joey Dorsey	
2008 Antonio Anderson	
Joey Dorsey	
2009 Antonio Anderson	
Robert Dozier	
KENTUCKY	13
2010 Patrick Patterson	
2011 DeAndre Liggins	
2012 Anthony Davis	
Michael Kidd-Gilchrist	
2013 Nerlens Noel	
2014 Willie Cauley-Stein	
2015 Willie Cauley-Stein	
2016 Tyler Ulis	
2019 Ashton Hagans	
2020 Ashton Hagans	
Nick Richards	
2021 Isaiah Jackson	
2022 Oscar Tshiebwe	
CONFERENCE ALL-ROOKIE/FRESHMAN TEAM	51
UMASS	7
1990 Tony Barbee	
Harper Williams	
1992 Lou Roe	
1993 Dana Dingle	
1994 Marcus Camby	
1995 Derek Kellogg	
Gary Lumpkin	
MEMPHIS	10
2001 Scooter McFadgon	
2002 Dajuan Wagner	
2003 Rodney Carney	
2004 Sean Banks	
2005 Joey Dorsey	
Darius Washington	
2006 Chris Douglas-Roberts	
Shawne Williams	
2008 Derrick Rose	
2009 Tyreke Evans	
KENTUCKY	34
2010 Eric Bledsoe	
DeMarcus Cousins	
John Wall	
2011 Brandon Knight	
Terrence Jones	
Doron Lamb	
2012 Anthony Davis	
Michael Kidd-Gilchrist	
2013 Willie Cauley-Stein	
Archie Goodwin	
Nerlens Noel	
Alex Poythress	
2014 Julius Randle	
James Young	
2015 Devin Booker	
Trey Lyles	
Karl-Anthony Towns	
Tyler Ulis	
2016 Jamal Murray	
2017 Bam Adebayo	
De'Aaron Fox	
Malik Monk	
2018 Shai Gilgeous-Alexander	
Kevin Knox	
2019 Tyler Herro	
Keldon Johnson	
2020 Tyrese Maxey	
2021 Isaiah Jackson	
2022 TyTy Washington Jr.	
Chris Livingston	
2023 Cason Wallace	
2024 Rob Dillingham	
Reed Sheppard	
D.J. Wagner	

CALIPARI VS RANKED OPPONENTS (AP RANKING)

TOTALS	Overall: 122-108	Home: 44-18	Away: 22-42	Neutral: 56-48
-UMass	Overall: 19-12	Home: 4-1	Away: 4-4	Neutral: 11-7
-UM	Overall: 20-33	Home: 10-6	Away: 3-12	Neutral: 7-15
-UK	Overall: 74-51	Home: 25-8	Away: 14-21	Neutral: 35-22
-ARK	Overall: 9-12	Home: 5-3	Away: 1-5	Neutral: 3-4

Vs. #1	Overall: 6-7	UMass: 3-0	UM: 0-2	UK: 3-3	ARK: 0-2
	Home: 1-0	0-0	0-0	1-0	0-0
	Away: 0-3	0-0	0-0	0-1	0-2
	Neutral: 5-4	3-0	0-2	2-2	0-0
Vs. #2	Overall: 1-6	UMass: 0-1	UM: 0-1	UK: 1-4	ARK: 0-0
	Home: 0-2	0-0	0-1	0-1	0-0
	Away: 0-2	0-0	0-0	0-2	0-0
	Neutral: 1-2	0-1	0-0	1-1	0-0
Vs. #3	Overall: 3-4	UMass: 1-1	UM: 1-0	UK: 1-2	ARK: 0-1
	Home: 1-2	0-0	0-0	1-1	0-1
	Away: 0-0	0-0	0-0	0-0	0-0
	Neutral: 2-2	1-1	1-0	0-1	0-0
Vs. #4	Overall: 5-7	UMass: 1-0	UM: 1-2	UK: 3-4	ARK: 0-1
	Home: 1-0	0-0	0-0	1-0	0-0
	Away: 3-3	0-0	1-1	2-2	0-0
	Neutral: 1-4	1-0	0-1	0-2	0-1
Vs. #5	Overall: 8-5	UMass: 0-0	UM: 2-3	UK: 5-2	ARK: 1-0
	Home: 2-1	0-0	2-0	0-1	0-0
	Away: 2-0	0-0	0-0	2-0	0-0
	Neutral: 4-4	0-0	0-3	3-1	1-0
Vs. #6	Overall: 5-6	UMass: 0-2	UM: 2-2	UK: 3-2	ARK: 1-0
	Home: 4-1	0-0	1-1	2-0	1-0
	Away: 0-1	0-0	0-1	0-0	0-0
	Neutral: 2-4	0-2	1-0	1-2	0-0
Vs. #7	Overall: 5-6	UMass: 0-1	UM: 1-1	UK: 4-4	ARK: 0-0
	Home: 1-0	0-0	1-0	0-0	0-0
	Away: 1-3	0-0	0-0	1-3	0-0
	Neutral: 3-3	0-1	0-1	3-1	0-0
Vs. #8	Overall: 7-5	UMass: 2-0	UM: 1-0	UK: 4-1	ARK: 0-4
	Home: 4-1	1-0	1-0	2-0	0-1
	Away: 1-1	1-0	0-0	0-0	0-1
	Neutral: 2-3	0-0	0-0	2-1	0-2
Vs. #9	Overall: 6-10	UMass: 0-0	UM: 2-3	UK: 4-6	ARK: 0-1
	Home: 1-1	0-0	0-0	1-1	0-0
	Away: 1-2	0-0	1-1	0-1	0-0
	Neutral: 4-7	0-0	1-2	3-4	0-1
Vs. #10	Overall: 4-2	UMass: 2-0	UM: 1-0	UK: 1-2	ARK: 0-0
	Home: 3-0	1-0	1-0	1-0	0-0
	Away: 1-2	1-0	0-0	0-2	0-0
	Neutral: 0-0	0-0	0-0	0-0	0-0
Vs. #11	Overall: 4-8	UMass: 1-2	UM: 1-4	UK: 2-2	ARK: 0-0
	Home: 2-4	0-0	1-2	1-2	0-0
	Away: 0-3	0-2	0-1	0-0	0-0
	Neutral: 2-1	1-0	0-1	1-0	0-0
Vs. #12	Overall: 6-0	UMass: 1-0	UM: 0-0	UK: 4-0	ARK: 1-0
	Home: 2-0	1-0	0-0	1-0	0-0
	Away: 1-0	0-0	0-0	0-0	1-0
	Neutral: 3-0	0-0	0-0	3-0	0-0
Vs. #13	Overall: 8-4	UMass: 1-1	UM: 0-3	UK: 7-0	ARK: 0-0
	Home: 3-1	0-0	0-0	3-0	0-0
	Away: 1-1	0-0	0-1	1-0	0-0
	Neutral: 4-2	1-0	0-2	3-0	0-0
Vs. #14	Overall: 4-6	UMass: 1-3	UM: 0-1	UK: 2-2	ARK: 1-0
	Home: 0-0	0-0	0-0	0-0	0-0
	Away: 1-3	0-2	0-1	1-0	0-0
	Neutral: 3-3	1-1	0-0	1-2	1-0
Vs. #15	Overall: 6-4	UMass: 0-0	UM: 2-2	UK: 2-2	ARK: 2-0
	Home: 3-2	0-0	0-1	1-1	2-0
	Away: 1-1	0-0	1-1	0-0	0-0
	Neutral: 2-1	0-0	1-0	1-1	0-0
Vs. #16	Overall: 6-3	UMass: 0-1	UM: 1-0	UK: 4-2	ARK: 1-0
	Home: 1-0	0-0	0-0	1-0	0-0
	Away: 2-1	0-0	0-0	2-1	0-0
	Neutral: 3-2	0-1	1-0	1-1	1-0
Vs. #17	Overall: 4-1	UMass: 0-0	UM: 1-0	UK: 3-1	ARK: 0-0
	Home: 1-0	0-0	1-0	0-0	0-0
	Away: 1-1	0-0	0-0	1-1	0-0
	Neutral: 2-0	0-0	0-0	2-0	0-0
Vs. #18	Overall: 3-4	UMass: 0-0	UM: 0-0	UK: 3-4	ARK: 0-0
	Home: 1-0	0-0	0-0	1-0	0-0
	Away: 2-3	0-0	0-0	2-3	0-0
	Neutral: 0-1	0-0	0-0	0-1	0-0
Vs. #19	Overall: 6-4	UMass: 1-0	UM: 1-2	UK: 3-2	ARK: 1-0
	Home: 1-1	0-0	0-0	0-1	1-0
	Away: 1-2	0-0	0-1	1-1	0-0
	Neutral: 4-1	1-0	1-1	2-0	0-0
Vs. #20	Overall: 2-3	UMass: 0-0	UM: 1-2	UK: 1-1	ARK: 0-0
	Home: 0-0	0-0	0-0	0-0	0-0
	Away: 0-1	0-0	0-1	0-0	0-0
	Neutral: 2-2	0-0	1-1	1-1	0-0
Vs. #21	Overall: 7-4	UMass: 3-0	UM: 0-2	UK: 4-1	ARK: 0-1
	Home: 3-0	0-0	0-0	3-0	0-0
	Away: 1-4	1-0	0-2	0-1	0-1
	Neutral: 3-0	2-0	0-0	1-0	0-0
Vs. #22	Overall: 6-4	UMass: 2-0	UM: 1-2	UK: 5-1	ARK: 0-1
	Home: 3-1	0-0	1-1	2-0	0-0
	Away: 1-1	0-0	0-0	1-0	0-1
	Neutral: 2-2	1-0	0-1	2-1	0-0
Vs. #23	Overall: 2-3	UMass: 1-0	UM: 0-0	UK: 1-2	ARK: 0-1
	Home: 1-1	0-0	0-0	0-0	0-1
	Away: 1-2	1-0	0-0	0-2	0-0
	Neutral: 1-0	0-0	0-0	1-0	0-0
Vs. #24	Overall: 2-1	UMass: 0-0	UM: 0-0	UK: 2-1	ARK: 0-0
	Home: 1-0	0-0	0-0	1-0	0-0
	Away: 0-1	0-0	0-0	0-1	0-0
	Neutral: 1-0	0-0	0-0	1-0	0-0
Vs. #25	Overall: 5-1	UMass: 1-0	UM: 1-1	UK: 2-0	ARK: 1-0
	Home: 5-0	1-0	1-0	2-0	1-0
	Away: 0-1	0-0	0-1	0-0	0-0
	Neutral: 0-0	0-0	0-0	0-0	0-0

CALIPARI WHEN RANKED (AP RANKING)

TOTALS	Overall: 639-150	Home: 351-24	Away: 145-69	Neutral: 142-57
-UMass	Overall: 110-22	Home: 41-3	Away: 28-11	Neutral: 41-8
-UM	Overall: 148-25	Home: 85-4	Away: 39-7	Neutral: 24-14
-UK	Overall: 357-94	Home: 207-16	Away: 75-47	Neutral: 75-31
-ARK	Overall: 24-9	Home: 18-1	Away: 4-4	Neutral: 2-4

As #1	Overall: 110-13	UMass: 32-4	UM: 9-1	UK: 69-8	ARK: 0-0
	Home: 50-4	11-1	5-1	34-2	0-0
	Away: 32-4	12-1	4-0	16-3	0-0
	Neutral: 28-5	9-2	0-0	19-3	0-0
As #2	Overall: 63-4	UMass: 6-0	UM: 23-1	UK: 34-3	ARK: 0-0
	Home: 28-0	1-0	11-0	16-0	0-0
	Away: 12-1	1-0	6-0	5-1	0-0
	Neutral: 23-3	4-0	6-1	13-2	0-0
As #3	Overall: 41-4	UMass: 4-0	UM: 16-2	UK: 21-2	ARK: 0-0
	Home: 27-0	2-0	8-0	17-0	0-0
	Away: 6-1	0-0	4-1	2-0	0-0
	Neutral: 8-3	2-0	4-1	2-2	0-0
As #4	Overall: 36-10	UMass: 4-0	UM: 15-2	UK: 17-8	ARK: 0-0
	Home: 23-2	0-0	11-1	12-1	0-0
	Away: 6-4	2-0	1-0	3-4	0-0
	Neutral: 7-4	2-0	3-1	2-3	0-0
As #5	Overall: 49-6	UMass: 10-2	UM: 18-1	UK: 21-3	ARK: 0-0
	Home: 24-2	4-1	10-0	10-1	0-0
	Away: 10-1	1-1	5-0	4-0	0-0
	Neutral: 15-3	5-0	3-1	7-2	0-0
As #6	Overall: 18-8	UMass: 2-1	UM: 2-0	UK: 14-7	ARK: 0-0
	Home: 9-1	2-0	0-0	7-1	0-0
	Away: 7-5	0-1	2-0	5-4	0-0
	Neutral: 2-2	0-0	0-0	2-2	0-0
As #7	Overall: 17-5	UMass: 5-1	UM: 3-0	UK: 9-4	ARK: 0-0
	Home: 6-0	1-0	2-0	3-0	0-0
	Away: 5-0	1-0	1-0	3-0	0-0
	Neutral: 6-5	3-1	0-0	3-4	0-0
As #8	Overall: 40-6	UMass: 11-2	UM: 6-0	UK: 23-4	ARK: 0-0
	Home: 21-1	4-0	2-0	15-1	0-0
	Away: 10-3	4-1	4-0	2-2	0-0
	Neutral: 9-2	3-1	0-0	6-1	0-0
As #9	Overall: 17-3	UMass: 5-0	UM: 3-0	UK: 9-3	ARK: 0-0
	Home: 9-0	1-0	2-0	6-0	0-0
	Away: 5-1	1-0	1-0	3-0	0-0
	Neutral: 3-2	3-0	0-0	0-2	0-0
As #10	Overall: 20-12	UMass: 2-1	UM: 0-0	UK: 18-11	ARK: 0-0
	Home: 17-3	2-0	0-0	15-3	0-0
	Away: 2-7	0-1	0-0	2-6	0-0
	Neutral: 1-2	0-0	0-0	1-2	0-0
As #11	Overall: 21-6	UMass: 5-2	UM: 5-1	UK: 11-3	ARK: 0-0
	Home: 10-0	3-0	3-0	4-0	0-0
	Away: 5-3	1-1	1-0	3-2	0-0
	Neutral: 6-3	1-1	1-1	4-1	0-0
As #12	Overall: 19-7	UMass: 0-0	UM: 8-3	UK: 11-4	ARK: 0-0
	Home: 9-1	0-0	5-0	4-1	0-0
	Away: 7-2	0-0	1-0	6-2	0-0
	Neutral: 3-4	0-0	2-3	1-1	0-0
As #13	Overall: 16-5	UMass: 2-0	UM: 5-1	UK: 9-4	ARK: 0-0
	Home: 12-0	1-0	3-0	8-0	0-0
	Away: 2-3	1-0	0-0	1-3	0-0
	Neutral: 2-2	0-0	2-1	0-1	0-0
As #14	Overall: 18-6	UMass: 1-1	UM: 4-0	UK: 11-3	ARK: 2-2
	Home: 11-1	0-0	2-0	7-1	2-0
	Away: 5-3	0-0	2-0	3-2	0-1
	Neutral: 2-2	1-1	0-0	1-0	0-1
As #15	Overall: 14-2	UMass: 0-0	UM: 0-0	UK: 12-0	ARK: 2-2
	Home: 5-1	0-0	0-0	5-0	0-1
	Away: 6-1	0-0	0-0	4-0	2-1
	Neutral: 3-0	0-0	0-0	3-0	0-0
As #16	Overall: 20-5	UMass: 0-0	UM: 3-2	UK: 16-2	ARK: 1-1
	Home: 13-0	0-0	2-0	10-0	1-0
	Away: 2-4	0-0	0-2	2-2	0-0
	Neutral: 5-1	0-0	1-0	4-0	0-1
As #17	Overall: 14-9	UMass: 2-1	UM: 2-1	UK: 8-6	ARK: 2-1
	Home: 7-2	0-0	1-0	5-2	1-0
	Away: 3-5	0-0	1-1	2-3	0-1
	Neutral: 4-2	2-1	0-0	1-1	1-0
As #18	Overall: 25-6	UMass: 2-1	UM: 6-1	UK: 14-4	ARK: 3-0
	Home: 15-1	0-0	3-0	9-1	3-0
	Away: 6-3	1-0	3-1	2-2	0-0
	Neutral: 4-2	1-1	0-0	3-1	0-0
As #19	Overall: 13-6	UMass: 2-2	UM: 2-2	UK: 8-1	ARK: 1-1
	Home: 10-0	1-0	2-0	6-0	1-0
	Away: 1-4	1-2	0-1	0-1	0-0
	Neutral: 2-2	0-0	0-1	2-0	0-1
As #20	Overall: 16-5	UMass: 2-0	UM: 5-1	UK: 5-4	ARK: 4-0
	Home: 12-0	1-0	3-0	4-0	4-0
	Away: 3-3	0-0	2-1	1-2	0-0
	Neutral: 1-2	1-0	0-0	0-2	0-0
As #21	Overall: 10-2	UMass: 0-1	UM: 0-0	UK: 4-1	ARK: 6-0
	Home: 6-0	0-0	0-0	2-0	4-0
	Away: 3-2	0-1	0-0	1-1	2-0
	Neutral: 1-0	0-0	0-0	1-0	0-0
As #22	Overall: 19-4	UMass: 7-1	UM: 4-1	UK: 8-1	ARK: 0-1
	Home: 12-1	4-0	3-1	5-0	0-0
	Away: 6-2	2-1	1-0	3-1	0-0
	Neutral: 1-1	1-0	0-0	0-0	0-1
As #23	Overall: 11-7	UMass: 4-1	UM: 2-2	UK: 4-3	ARK: 1-1
	Home: 7-2	2-0	2-1	2-1	1-0
	Away: 2-3	0-1	0-0	2-1	0-1
	Neutral: 2-2	2-0	0-1	0-1	0-0
As #24	Overall: 6-4	UMass: 0-0	UM: 6-2	UK: 0-2	ARK: 0-0
	Home: 4-1	0-0	4-0	0-1	0-0
	Away: 0-1	0-0	0-0	0-1	0-0
	Neutral: 2-2	0-0	2-2	0-0	0-0
As #25	Overall: 6-5	UMass: 2-1	UM: 1-1	UK: 1-3	ARK: 2-0
	Home: 4-1	1-1	1-0	1-0	1-0
	Away: 0-1	0-0	0-0	0-3	0-0
	Neutral: 2-3	1-0	0-1	0-0	1-0

CALIPARI LISTS

CALIPARI MILESTONE ON-COURT COLLEGIATE WINS

OVERALL

1	11/26/88	SOUTHERN CONNECTICUT	84-61
100	03/11/93	TEMPLE (A10 Championship)	69-61
200	01/06/01	at Houston	86-78
300	02/09/05	at #9 Louisville	85-68
400	02/20/08	at Tulane	97-71
500	02/26/11	#13 FLORIDA	76-68
600	11/18/14	vs #5 Kansas (Indianapolis)	72-40
700	11/26/17	ILLINOIS - CHICAGO	107-73
800	01/25/22	MISSISSIPPI STATE (OT)	82-74

#1 at UMass:	SOUTHERN CONNECTICUT	11/26/88	84-61
	GM1 at UMass • Amherst, Mass.		

#1 at UM:	vs Miami (OH)	11/23/00	60-59
	GM2 at UM • Puerto Rico Shootout		

#1 at UK:	SAM HOUSTON	11/19/09	102-92
	GM1 at UK • Rupp Arena		

#1 at ARK:	LIPSCOMB	11/06/24	76-60
	GM1 at ARK • Bud Walton Arena		

AT ARKANSAS

1	11/06/24	LIPSCOMB	76-60
---	----------	----------	-------

COACHES WITH 900 ON-COURT NCAA D-I WINS

Gms to reach 900			
D-I Coaches w/ 900 Wins	D-I Wins Only	D-I Only Wins (rank)	
1. Mike Krzyzewski	1,202	1,183 (2)	
2. Jim Boeheim	1,116	1,251 (3)	
3. Roy Williams	903	1,161 (1)	
4. Bob Knight	902	1,269 (4)	
Rick Pitino	886	in 1,197 gms	
JOHN CALIPARI	878	in 1,155 gms	

COACHES WITH THE MOST NCAA TOURNEY WINS

Coach	Wins	Gms	Record
1. Mike Krzyzewski	101	135	101-31 (.765)
2. Roy Williams	79	106	79-27 (.745)
3. Dean Smith	65	90	65-25 (.722)
4. Jim Boeheim	62	96	62-34 (.646)
5. JOHN CALIPARI (active)	59	82	59-23 (.720)
Tom Izzo (active)	59	85	59-26 (.694)
7. Bill Self (active)	57	81	57-24 (.734)
8. Rick Pitino (active)	55	77	55-22 (.714)
9. Jim Calhoun	51	71	51-20 (.718)
10. John Wooden	47	57	47-10 (.825)

CAL IN THE NCAA TOURNEY (24 appearances)

Overall	59-23	UMass	MEM	UK	ARK
1st Rd	24 app	21-3	5-0	5-1	10-2
2nd Rd	21 app	16-5	3-2	4-1	8-2
Sweet 16	16 app	12-4	2-1	3-1	7-1
Elite 8	12 app	6-6	1-1	1-2	4-3
Final Four	6 app	3-3	0-1	1-0	2-2
Championship	3 app	1-2	-	0-1	1-1

COACHES WITH THE MOST NCAA APPEARANCES

Coach	Tot App (Rank)	Sweet 16 (Rank)	Final 4 (Rank)
Mike Krzyzewski	36 (1)	26 (1)	13 (1)
Jim Boeheim	33 (2)	20 (3)	5 (T-10)
Roy Williams	30 (3)	19 (4)	9 (4)
Bob Knight	28 (T-4)	15 (8)	5 (T-10)
Lute Olson	28 (T-4)	13 (T-11)	5 (T-10)
Tom Izzo	27 (T-6)	16 (T-5)	8 (5)
Dean Smith	27 (T-6)	21 (2)	11 (3)
JOHN CALIPARI	24 (8)	16 (T-5)	6 (T-7)
Denny Crum	23 (9)	16 (T-5)	6 (T-7)
Rick Pitino	22 (10)	13 (T-11)	7 (6)
Jim Calhoun	22 (11)	12 (13)	4 (T-14*)
Adolph Rupp	20 (12)	14 (T-9)	6 (T-7)
John Wooden	16 (13)	14 (T-9)	12 (2)
Guy Lewis	14 (-)	10 (-)	5 (T-10)

* - tied with 7 others

MOST NCAA D-I ON-COURT WINS

MOST 20-WIN SEASONS

Coach	Wins
1. Mike Krzyzewski	37
2. Jim Boeheim	36
3. JOHN CALIPARI	30
Dean Smith	30
5. Rick Pitino	29
Roy Williams	29
7. Bill Self	28
Bob Huggins	28
Lute Olson	28

MOST 30-WIN SEASONS

Coach	Wins
1. Mike Krzyzewski	16
2. Roy Williams	12
3. JOHN CALIPARI	11
Bill Self	11
5. Rick Pitino	9

NBA DRAFT PICKS

MOST PLAYERS DRAFTED

Coach	Players
1. Mike Krzyzewski	74
2. Dean Smith	65
3. John Calipari	62
4. Adolph Rupp	46
Jim Boeheim	46

MOST NBA 1st & 2nd ROUND PICKS

Coach	Players
1. Mike Krzyzewski	66
2. JOHN CALIPARI	62
3. Roy Williams	32
4. Dean Smith	25
5. Jim Boeheim	23
6. Bill Self	20

MOST NBA 1st ROUND PICKS

Coach	Players
1. Mike Krzyzewski	46
2. JOHN CALIPARI	43
3. Roy Williams	42
4. Jim Boeheim	38
5. Bill Self	35
6. Dean Smith	30
Bob Knight	30

MOST NBA LOTTERY PICKS

Coach	Players
1. JOHN CALIPARI	29
Mike Krzyzewski	29
3. Roy Williams	17

MOST CONSECUTIVE YEARS WITH AN NBA PICK

Coach	Years	Span
1. Dean Smith	23	1965-87
2. JOHN CALIPARI	18*	2008-25
3. Mike Krzyzewski	12	2011-22
4. John Wooden	11	1964-74
5. Bill Self	9	2010-18
6. Jim Boeheim	8	1986-93

* - active streak also, **THE ONLY COACH** ever to have a streak of 18 straight years with a played taken in the 1st or 2nd round

COACHES TO WIN 150+ GMS AT 3 D-I SCHOOLS

Coach	Schools
1. JOHN CALIPARI	193 @ UMass 252 @ Memphis 410 @ Kentucky
2. Cliff Ellis	171 @ South Alabama 177 @ Clemson 186 @ Auburn 297 @ Coastal Carolina 170 @ Bowling Green 273 @ George Mason 274 @ Miami (Fla.)
3. Jim Larrañaga	

MOST NCAA D-I ON-COURT WINS IN A SEASON

John Calipari and Mike Krzyzewski are the only two coaches to have won at least 35 games in a season on five separate occasions.

Coach	Wins	Team	Year	Record
1. JOHN CALIPARI	38	KENTUCKY	2014-15	38-1
JOHN CALIPARI	38	KENTUCKY	2011-12	38-2
JOHN CALIPARI	38	MEMPHIS	2007-08	38-2
4. Dan Hurley	37	UConn	2023-24	37-3
Mark Few	37	Gonzaga	2016-17	37-2
Bill Self	37	Kansas	2007-08	37-3
Bruce Weber	37	Illinois	2004-05	37-2
Mike Krzyzewski	37	Duke	1998-99	37-2
Jerry Tarkanian	37	UNLV	1986-87	37-2
Mike Krzyzewski	37	Duke	1985-86	37-3
11. Todd Golden	36	Florida	2024-25	36-4
Jay Wright	36	Villanova	2017-18	36-4
Bo Ryan	36	Wisconsin	2014-15	36-4
Billy Donovan	36	Florida	2013-14	36-3
Roy Williams	36	North Carolina	2007-08	36-3
Adolph Rupp	36	Kentucky	1947-48	36-3
Schubert Dyche	36	Montana State	1928-29	36-2
Ott Romney	36	Montana State	1927-28	36-2
19. Kelvin Sampson	35	Houston	2024-25	35-5
Jon Scheyer	35	Duke	2024-25	35-4
Dusty May	35	FAU	2022-23	35-4
Tony Bennett	35	Virginia	2018-19	35-3
Jay Wright	35	Villanova	2015-16	35-5
Mark Few	35	Gonzaga	2014-15	35-3
Mike Krzyzewski	35	Duke	2014-15	35-4
Gregg Marshall	35	Wichita State	2013-14	35-1
Rick Pitino	35	Louisville	2012-13	35-5
Bill Self	35	Kansas	2010-11	35-3
JOHN CALIPARI	35	KENTUCKY	2009-10	35-3
Mike Krzyzewski	35	Duke	2009-10	35-5
Ben Howland	35	UCLA	2007-08	35-4
Billy Donovan	35	Florida	2006-07	35-5
Thad Matta	35	Ohio State	2006-07	35-4
Mike Krzyzewski	35	Duke	2000-01	35-4
Tubby Smith	35	Kentucky	1997-98	35-4
Roy Williams	35	Kansas	1997-98	35-4
Rick Pitino	35	Kentucky	1996-97	35-5
JOHN CALIPARI	35	UMASS	1995-96	35-2
Jerry Tarkanian	35	UNLV	1989-90	35-5
Lute Olson	35	Arizona	1987-88	35-3
Billy Tubbs	35	Oklahoma	1987-88	35-4
Larry Brown	35	Kansas	1985-86	35-4
John Thompson	35	Georgetown	1984-85	35-3

Active Coaches Wins as AP Top-Ranked Coach

Thru 02/08/26

Coach (Schools)	Records
1. John Calipari (UMass, UM, UK)	110-13
2. Mark Few (Gonzaga)	68-8
3. Bill Self (Kansas)	60-13
4. Matt Painter (Purdue) • 8-1 in 2025-26	23-7
5. Thad Matta (Ohio State, Butler)	22-3
6. Kelvin Sampson (Houston) • 2-0 in 2025-26	19-4
7. Rick Barnes (Texas, Tennessee)	16-4
Scott Drew (Baylor)	16-4
Tommy Lloyd (Arizona) • 15-1 in 2025-26	16-2
Dan Hurley (UConn)	16-1
11. Tom Izzo (Michigan State)	15-5

COACHES WITH THE MOST WINS OVER AP #1

Coach	Wins
1. Roy Williams (5 North Carolina, 3 Kansas)	8
2. Mike Krzyzewski (7 Duke)	7
Gary Williams (6 Maryland, 1 Ohio St.)	7
4. John Calipari (3 UMass, 3 Kentucky)	6
Digger Phelps (6 Notre Dame)	6
Dean Smith (6 North Carolina)	6

MOST POINTS BY..

CAL'S COLLEGE TEAMS

PTS	TEAM	OPPONENT	(51 gms)	DATE	51-0	RESULT
118	Kentucky	Marshall		11/24/23	W, 118-82	
117	Kentucky	Alabama		02/24/24	W, 117-95	
115	Arkansas	JACKSON STATE		11/21/25	W, 115-61	
115	Kentucky	vs Arizona State (Atlantis)		11/28/16	W, 115-69	
112	Memphis	Howard		01/03/01	W, 112-42	
111	Kentucky	Arkansas		03/02/24	W, 111-102	
111	Kentucky	Tennessee-Martin		11/25/16	W, 111-76	
111	Memphis	Jackson State		11/16/06	W, 111-69	
111	Memphis	Eastern Kentucky		12/01/01	W, 111-74	
110	Kentucky	Auburn		02/21/15	W, 110-75	
109	Arkansas	SOUTHERN		11/03/25	W, 109-77	
109	Arkansas	MARYLAND EASTERN SHORE		11/25/24	W, 109-35	
109	Kentucky	at Vanderbilt		02/06/24	W, 109-77	
109	Memphis	Austin Peay		02/22/01	W, 109-68	
108	Arkansas	SOUTH CAROLINA		01/14/26	W, 108-74	
108	Arkansas	QUEENS (NC)		12/16/25	W, 108-80	
108	Kentucky	Marist		11/11/11	W, 108-58	
108	Memphis	Lamar		01/03/09	W, 108-75	
108	Memphis	Lamar		11/28/05	W, 108-83	
107	Kentucky	Tennessee		01/15/22	W, 107-79	
107	Kentucky	UIC		11/26/17	W, 107-73	
106	Kentucky	South Carolina State		11/17/22	W, 106-63	
106	UMass	vs Rutgers (A-10)		03/08/92	W, 106-94	
105	Kentucky	Georgia		01/20/24	W, 105-96	
105	Kentucky	Texas-Arlington		11/19/13	W, 105-76	
105	Memphis	at Tulane		02/18/06	W, 105-65	
105	UMass	Rutgers		01/28/89	W, 105-89	
104	Kentucky	Long Island		11/23/12	W, 104-75	
104	Kentucky	Hartford		12/29/09	W, 104-61	
104	Memphis	Austin Peay		11/27/07	W, 104-82	
104	UMass	vs Arkansas (Tipoff Classic)		11/25/94	W, 104-80	
104	UMass	St. Bonaventure		02/22/92	W, 104-67	
103	Arkansas	JAMES MADISON		12/29/25	W, 103-74	
103	Kentucky	vs. North Carolina (Brooklyn)		12/17/16	W, 103-100	
103	Memphis	Tulane		02/12/05	W, 103-71	
103	UMass	at Dugesne		11/25/64	W, 103-53	
102	Kentucky	vs Indiana (NCAA)		03/23/12	W, 102-90	
102	Kentucky	Sam Houston		11/19/09	W, 102-92	
102	Memphis	Siena		01/03/08	W, 102-58	
102	Memphis	Tennessee-Martin		11/05/07	W, 102-71	
102	Memphis	Savannah State		11/11/04	W, 102-40	
102	Memphis	UAB		01/23/02	W, 102-81	
101	Kentucky	Stonehill		11/17/23	W, 101-67	
101	Kentucky	Cleveland State		11/23/16	W, 101-70	
101	Kentucky	Lafayette		11/16/12	W, 101-49	
101	Kentucky	Arkansas		01/23/10	W, 101-70	
100	Kentucky	Robert Morris		11/12/21	W, 100-60	
100	Kentucky	Texas A&M		01/03/17	W, 100-58	
100	Kentucky	vs ETSU (NCAA)		03/18/10	W, 100-71	
100	Memphis	Marist		12/02/08	W, 100-61	
100	Memphis	at South Florida		02/07/01	W, 100-89	

CAL'S COLLEGE OPPONENTS

PTS	TEAM	OPPONENT	(12 gms)	DATE	2-10	RESULT
118	Kentucky	vs Duke		11/06/18	L, 84-118	
109	UMass	at Penn State		01/05/89	L, 79-109	
105	UMass	at Duquesne		02/18/89	L, 74-105	
104	UMass	at UConn		03/30/89	L, 75-104	
103	Kentucky	Tennessee		02/03/24	L, 92-103	
103	UMass	at Rutgers		02/24/91	L, 96-103	
103	UMass	at George Washington		01/21/89	L, 77-103	
102	Kentucky	Arkansas		03/02/24	W, 111-102	
102	Memphis	vs Missouri		03/26/09	L, 91-102	
101	UMass	at George Washington		02/15/90	L, 95-101	
100	Kentucky	vs North Carolina		12/17/16	W, 103-100	
100	UMass	at Rhode Island		02/09/89	L, 76-100	

FEWEST POINTS BY....

CAL'S COLLEGE TEAMS

PTS	TEAM	OPPONENT	DATE	RESULT
44	Memphis	Louisville	02/26/05	L, 44-53
44	UMass	at Temple	01/09/93	L, 44-52
45	Memphis	vs UCLA	03/25/06	L, 45-50
46	Memphis	at UAB	02/08/02	L, 46-64
48	Kentucky	vs Vanderbilt	03/15/13	L, 48-64
50	Kentucky	at Notre Dame	11/29/12	L, 50-64
50	UMass	at Maryland	12/02/95	W, 50-47

CAL'S COLLEGE OPPONENTS

PTS	TEAM	OPPONENT	DATE	RESULT
28	Kentucky	Montana State	11/23/14	W, 86-28
35	Arkansas	MARYLAND EASTERN SHORE	11/25/24	W, 109-35
35	UMass	at Temple	01/01/96	W, 59-35
37	Kentucky	Missouri	01/13/15	W, 86-37
37	Memphis	Tulsa	02/11/09	W, 63-37
38	Kentucky	Providence	11/30/14	W, 58-38
39	Kentucky	vs West Virginia	03/26/15	W, 78-39
39	Memphis	Tulsa	03/14/09	W, 64-39

ARKANSAS PLAYER GAME HIGHS • CAL ERA:

MOST POINTS:

31	Darius Acuff Jr. vs LSU 01/25/26
30	Johnell Davis vs Texas Tech 03/27/25
29	Darius Acuff Jr. vs Tennessee 01/03/26
28	Meleek Thomas vs James Madison 12/29/25
27	Darius Acuff Jr. vs Houston 12/20/25
27	Zvonimir Ivisic vs Alabama 02/08/25
Season Opener:	25, Trevon Brazile vs Southern 11/02/25
SEC Opener:	29, Darius Acuff Jr. vs Tennessee 01/03/26
SEC Game:	31, Darius Acuff Jr. vs LSU 01/25/26
SEC Tourney:	17, Jonas Aidoo vs Ole Miss 03/13/25
NCAA Tourney:	30, Johnell Davis vs Texas Tech 03/27/25
Bud Walton:	31, Darius Acuff Jr. vs LSU 01/25/26
Road Game:	26, Darius Acuff Jr. at Ole Miss 01/07/26
Neutral Site:	27, Darius Acuff Jr. vs Houston 12/20/25
Ranked Opp:	27 (2x) LAST Darius Acuff Jr. vs #8 Houston 12/20/25
Freshman:	31, Darius Acuff Jr. vs LSU 01/25/26
Sophomore:	27, Zvonimir Ivisic vs Alabama 02/08/25
Junior:	26 (2x), Adou Thiero vs Illinois and UTSA
Senior:	26, Trevon Brazile vs Queens 12/16/25
5th-Yr SR/Grad:	30, Johnell Davis vs Texas Tech 03/27/25

MOST POINTS IN AN SEC GAME:

31	Darius Acuff Jr. vs LSU 01/25/26
29	Darius Acuff Jr. vs Tennessee 01/03/26
28	Darius Acuff Jr. at LSU 02/10/26
27	Zvonimir Ivisic vs Alabama 02/08/25
26	Darius Acuff Jr. at Ole Miss 01/07/26

MOST POINTS IN A HALF:

24	Darius Acuff Jr. vs LSU 01/25/26
23	Boogie Fland (2nd) vs Oakland 12/30/24
20	Darius Acuff Jr. at Ole Miss 01/07/26
20	Darius Acuff Jr. (1st) vs Southern 11/02/25
19	Darius Acuff Jr. vs Tennessee 01/03/26

MOST POINTS OFF THE BENCH:

28	Meleek Thomas vs James Madison 12/29/25
26	Meleek Thomas vs Winthrop 11/18/25
21	Meleek Thomas vs South Carolina 01/14/26
21	Malique Ewin vs Jackson State 11/21/25
21	Meleek Thomas vs Southern 11/02/25
21	Jonas Aidoo vs Mississippi State 03/08/22
21	Karter Knox vs UMES 11/25/24

MOST FIELD GOALS MADE:

13	(13-19) Darius Acuff Jr. vs LSU 01/25/26
13	(13-22) Darius Acuff Jr. at LSU 02/10/26
10	(10-20) Meleek Thomas vs Winthrop 11/18/25
10	(10-13) Zvonimir Ivisic vs LSU 02/12/25
10	(10-18) Zvonimir Ivisic vs Alabama 02/08/25
10	(10-15) Adou Thiero vs Baylor 11/09/24

BEST FIELD GOAL PERCENTAGE:

6-9 FGA	1.000 (6-6) D.J. Wagner vs Jackson St 11/21/25
	1.000 (6-6) Jonas Aidoo vs UCA 12/14/24
	.889 (8-9) Meleek Thomas vs S. Caro 01/14/26
	.889 (8-9) Malique Ewin vs Jackson St 11/21/25
10-15 FGA	.818 (9-11) Trevon Brazile vs Queens 12/16/25
	.800 (8-10) Malique Ewin vs S. Caro 01/14/26
	.800 (8-10) Adou Thiero vs UTSA 12/07/24
	.769 (10-13) Zvonimir Ivisic vs LSU 02/12/25
16-20 FGA	.563 (9-16) Boogie Fland vs Oakland 12/30/24
	.556 (10-18) Zvonimir Ivisic vs Alabama 02/08/25
20 PLUS FGA	.684 (13-19) Darius Acuff Jr. vs LSU 01/25/26
	.590 (13-22) Darius Acuff Jr. at LSU 02/10/26

MOST 3-POINTERS MADE:

6	(6-10) Meleek Thomas vs James Madison 12/29/25
6	(6-7) Zvonimir Ivisic vs Troy 11/13/24
5	(5-7) Trevon Brazile vs Queens 12/16/25
5	(5-9) Zvonimir Ivisic vs Alabama 02/08/25
5	(5-8) Boogie Fland vs Oakland 12/30/24

BEST 3-POINT PERCENTAGE:

MIN 5 3PTA	1.000 (5-5) Meleek Thomas vs S. Caro 01/14/26
	.857 (6-7) Zvonimir Ivisic vs Troy 11/13/24
	.714 (5-7) Trevon Brazile vs Queens 12/16/25
	.625 (5-8) Boogie Fland vs Oakland 12/30/24
	.667 (4-5) D.J. Wagner vs JMU 12/29/25
	.667 (4-5) Trevon Brazile vs Texas Tech 12/13/25
	.667 (4-5) Karter Knox vs UCA 11/11/25
10 PLUS 3PTA	.600 (6-10) Meleek Thomas vs JMU 12/29/25
	.400 (4-10) Meleek Thomas vs Southern 11/02/25
	.308 (4-13) Meleek Thomas vs UCA 11/11/25

MOST FREE THROWS MADE:

12	(12-21) Adou Thiero vs Illinois 11/28/24
11	(11-12) Darius Acuff Jr. at Ole Miss 01/07/26
11	(11-11) Johnell Davis vs Texas Tech 03/27/25
11	(11-13) Karter Knox vs Georgia 01/23/25
10	(10-17) Malique Ewin vs Houston 12/20/25
10	(10-13) Adou Thiero vs UTSA 12/07/24

MOST FREE THROWS ATTEMPTED:

21	(12-21) Adou Thiero vs Illinois 11/28/24
17	(10-17) Malique Ewin vs Houston 12/20/25
13	(11-13) Karter Knox vs Georgia 01/23/25
13	(10-13) Adou Thiero vs UTSA 12/07/24

BEST FREE THROW PERCENTAGE:

AT LEAST 7 ATT	1.000 (8-8) Meleek Thomas vs Tennessee 1/03/26
	1.000 (7-7) D.J. Wagner vs Miss State 03/08/22
	1.000 (7-7) Zvonimir Ivisic vs Missouri 02/22/25
10-15 FTA	1.000 (11-11) Johnell Davis vs Texas Tech 03/27/25
	.916 (11-12) Darius Acuff Jr. at Ole Miss 01/07/26
	.900 (9-10) Boogie Fland vs Little Rock 11/22/24
	.846 (11-13) Karter Knox vs Georgia 01/23/25
16 PLUS FTA	.588 (10-17) Malique Ewin vs Houston 12/20/25
	.571 (12-21) Adou Thiero vs Illinois 11/28/24

MOST REBOUNDS:

14	Trevon Brazile vs Vanderbilt 01/20/26
14	Trevon Brazile at Vanderbilt 03/04/25
12	Trevon Brazile at LSU 02/10/26
12	Malique Ewin at Auburn 01/10/26
12	Trevon Brazile vs Kansas 03/20/25
12	Zvonimir Ivisic at Texas 02/05/25
11	8x MOST RECENT:

Nick Pringle at Miss State 02/07/26

Trevon Brazile vs Duke 11/27/25

Trevon Brazile vs Southern 11/02/25

11, Trevon Brazile vs Southern 11/02/25

SEC Opener: 7, Trevon Brazile & Karter Knox vs Tenn 01/03/26

SEC Game: 14 (2x), by Trevon Brazile vs Vandy 2025 and 2026

SEC Tourney: 11, Jonas Aidoo vs South Carolina 03/12/25

NCAA Tourney: 12, Trevon Brazile vs Kansas 03/20/25

Bud Walton: 14, Trevon Brazile vs Vanderbilt 01/20/26

Road Game: 14, Trevon Brazile at Vanderbilt 03/04/25

Neutral Site: 12, Trevon Brazile vs Kansas 03/20/25

Ranked Opp: 14, Trevon Brazile vs Vanderbilt 01/20/26

Freshman: 9 (2x), LAST Billy Richmond III vs St. John's 03/22/25

Sophomore: 12, Zvonimir Ivisic at Texas 02/05/25

Junior: 14, Trevon Brazile at Vanderbilt 03/04/25

Senior: 14, Trevon Brazile vs Vanderbilt 01/20/26

5th-Yr SR/Grad: 11, Nick Pringle at Miss State 02/07/26

MOST OFFENSIVE REBOUNDS:

7	Malique Ewin vs Louisville 12/03/25
6	Nick Pringle vs S. Caro 01/14/26
6	Trevon Brazile vs Ole Miss 03/13/25
6	Jonas Aidoo vs Mississippi State 03/08/22

MOST DEFENSIVE REBOUNDS:

14	Trevon Brazile vs Vanderbilt 01/20/26
12	Zvonimir Ivisic at Texas 02/05/25
11	Trevon Brazile at LSU 02/10/26
11	Trevon Brazile vs Mississippi State 03/08/22
10	Trevon Brazile at Vanderbilt 03/04/25

MOST ASSISTS:

13	Darius Acuff Jr. vs S. Caro 01/14/26
11	Boogie Fland vs NC A&T 12/21/24
10	Darius Acuff Jr. at Oklahoma 01/27/26
10	Darius Acuff Jr. vs Queens 12/16/25
10	Darius Acuff Jr. at Louisville 12/03/25
9	Darius Acuff Jr. at Ole Miss 01/07/26
9	D.J. Wagner vs Alabama 02/08/25
9	Boogie Fland vs UCA 12/14/24

Season Opener: 7, D.J. Wagner & Meleek Thomas vs Southern 11/02/25

SEC Opener: 4, Darius Acuff Jr. vs Tennessee 01/03/26

SEC Game: 13, Darius Acuff Jr. vs S. Caro 01/14/26

SEC Tourney: 6, D.J. Wagner vs South Carolina 03/12/25

NCAA Tourney: 6, D.J. Wagner vs Kansas 03/20/25

Bud Walton: 13, Darius Acuff Jr. vs S. Caro 01/14/26

MOST POINTS-REBOUNDS-ASSISTS:

39	(31-2-6)	Darius Acuff Jr. vs LSU 01/25/26
39	(27-5-7)	Darius Acuff Jr. vs Houston 12/20/25
39	(26-10-3)	Adou Thiero vs UTA 12/07/24
37	(24-8-5)	Darius Acuff Jr. at Miss State 02/07/26
37	(25-11-1)	Trevon Brazile vs Southern 11/03/25
37	(30-6-1)	Johnell Davis vs Texas Tech 03/27/25
36	(29-3-4)	Darius Acuff Jr. vs Tennessee 01/03/26
36	(23-3-10)	Darius Acuff Jr. vs Queens 12/16/25
36	(27-7-2)	Zvonimir Ivisic vs Alabama 02/08/25

MOST STEALS:

6	Adou Thiero vs Little Rock 11/22/24
5	Boogie Fland vs UCA 12/14/24
4	14x MOST RECENT

Trevon Brazile at LSU 02/10/26

Trevon Brazile vs Vanderbilt 01/20/26

Darius Acuff Jr. at Georgia 01/17/26

Meleek Thomas vs S. Caro 01/14/26

Trevon Brazile vs Fresno State 12/06/25

3 (2x), LAST Meleek Thomas vs Southern 11/02/25

3 (2x), LAST Meleek Thomas vs Tennessee 01/03/26

4 (6x), LAST Trevon Brazile at LSU 02/10/26

4 (2x), LAST Johnell Davis vs Ole Miss 03/13/25

3 (2x) Aidoo and Fland vs Kansas 03/20/25

6, Adou Thiero vs Little Rock 11/22/24

4 (3x), LAST Trevon Brazile at LSU 02/10/26

5, Boogie Fland vs UCA 12/14/24

4 (3x), LAST Trevon Brazile vs #15 Vandy 01/20/26

5, Boogie Fland vs UCA 12/14/24

4, D.J. Wagner vs Troy 11/13/24

6, Adou Thiero vs Little Rock 11/22/24

4 (3x), LAST Trevon Brazile at LSU 02/10/26

4 (4x), LAST Johnell Davis vs Ole Miss 03/13/25

3, Zvonimir Ivisic vs Lipscomb 11/06/24

4 (6x), LAST Trevon Brazile at LSU 02/10/26

2, Billy Richmond III vs South Carolina 03/12/25

4, Karter Knox vs St. John's 03/22/25

6, Trevon Brazile vs Oakland 12/30/24

4 (3x), LAST Trevon Brazile at LSU 02/10/26

5, Trevon Brazile vs UCA 12/14/24

4 (2x), LAST Malique Ewin vs Tennessee 01/03/26

4, Karter Knox vs St. John's 03/22/25

5, Zvonimir Ivisic vs Troy 11/13/24

6, Trevon Brazile vs Oakland 12/30/24

4 (4x), LAST Trevon Brazile at LSU 02/10/26

1 (5x), LAST Johnell Davis vs Kansas 03/20/25

MOST MINUTES:

40:34	OT	Karter Knox vs Texas 02/26/25
40:00		Meleek Thomas at Miss State 02/07/26
40:00		Trevon Brazile at Miss State 02/07/26
40:00		D.J. Wagner vs Kansas 03/20/25
39:44	OT	Trevon Brazile vs Texas 02/26/25
39:25		Johnell Davis at Texas 02/05/25
39:13		Johnell Davis vs Texas Tech 03/27/25
39:01		Boogie Fland vs Baylor 11/09/24
39:00		Johnell Davis vs Missouri 02/22/25
36:15		Johnell Davis vs Lipscomb 11/06/24
36:27		D.J. Wagner at Tennessee 01/04/25
40:34	(OT),	Karter Knox vs Texas 02/26/25
40:00		M. Thomas and T. Brazile at Miss St 02/07/26
38:34		D.J. Wagner vs Ole Miss 03/13/25
40:00		D.J. Wagner vs Kansas 03/20/25
38:49		D.J. Wagner vs Ole Miss 01/08/25
40:00		M. Thomas and T. Brazile at Miss St 02/07/26
39:01		Boogie Fland vs Baylor 11/09/24
39:01		Boogie Fland vs #8 Baylor 11/09/24
40:39	(OT),	Karter Knox vs Texas 02/26/25
40:00		Meleek Thomas at Miss State 02/07/26
40:00		D.J. Wagner vs Kansas 03/20/25
39:44	(OT),	Trevon Brazile vs Texas 02/26/25
37:41		Adou Thiero at Miami 12/03/24
40:00		Trevon Brazile at Miss State 02/07/26
39:25		Johnell Davis at Texas 02/05/25

ARKANSAS TEAM HIGHS/LOWS • CAL ERA:**MOST POINTS:**

115	vs Jackson St 11/21/25	W, 115-61
109	vs Southern 11/02/25	W, 109-77
109	vs UMES 11/25/24	W, 109-35
108	vs Queens 12/16/25	W, 108-80
103	vs James Madison 12/29/25	W, 103-74
95	vs NC A&T 12/21/24	W, 95-67
94	at Ole Miss 01/07/26	W, 94-87

FEWEST POINTS:

52	at Tennessee 01/04/25	L, 52-76
53	at South Carolina 03/01/25	L, 53-72
60	at Auburn 02/19/25	L, 60-67
61	at Texas A&M 02/15/25	L, 61-69

LARGEST MARGIN OF VICTORY:

74	vs UMES 11/25/24	W, 109-35
64	vs Jackson St 11/21/25	W, 115-61
37	vs UCA 11/11/25	W, 93-56
34	vs South Carolina 01/14/26	W, 108-74
32	vs Southern 11/02/25	W, 109-77

SEC - LARGEST MARGIN OF VICTORY:

34	vs South Carolina 01/14/26	W, 108-74
29	at LSU 02/10/26	W, 91-62
25	vs Vanderbilt 01/20/26	W, 93-68
20	at Miss State 01/03/26	W, 88-68
13	at Vanderbilt 03/04/25	W, 90-77

LARGEST MARGIN OF VICTORY @ BWA:

74	vs UMES 11/25/24	W, 109-35
64	vs Jackson St 11/21/25	W, 115-61
37	vs UCA 11/11/25	W, 93-56
34	vs South Carolina 01/14/26	W, 108-74
32	vs Southern 11/02/25	W, 109-77

SEC - LARGEST MARGIN OF VICTORY @ BWA:

34	vs South Carolina 01/14/26	W, 108-74
25	vs Vanderbilt 01/20/26	W, 93-68
20	at Miss State 01/03/26	W, 88-68
13	at Vanderbilt 03/04/25	W, 90-77
12	vs LSU 02/12/25	W, 70-58

LARGEST MARGIN IN ROAD VICTORY:

29	at LSU 02/10/26	W, 91-62
20	at Miss State 01/03/26	W, 88-68
13	at Vanderbilt 03/04/25	W, 90-77
10	at Kentucky 02/01/25	W, 89-79

SEC - LARGEST MARGIN IN ROAD VICTORY:

29	at LSU 02/10/26	W, 91-62
20	at Miss State 01/03/26	W, 88-68
13	at Vanderbilt 03/04/25	W, 90-77
10	at Kentucky 02/01/25	W, 89-79

LARGEST MARGIN IN NEUTRAL SITE VICTORY:

25	NLR	vs UCA 12/14/24	W, 82-57
24	NLR	vs Fresno State 12/06/25	W, 82-58

LARGEST MARGIN OF VICTORY SEC TOURNEY:

4	vs South Carolina 03/12/25	W, 72-68
---	----------------------------	----------

LARGEST MARGIN OF VICTORY NCAA TOURNEY:

9	vs St. John's 03/22/25	W, 75-66
7	vs Kansas 03/20/25	W, 79-72

LARGEST MARGIN OF DEFEAT:

24	at Tennessee 01/04/25	L, 52-76
22	at Auburn 01/10/26	L, 73-95
19	at South Carolina 03/01/25	L, 53-72

SEC - LARGEST MARGIN OF DEFEAT:

24	at Tennessee 01/04/25	L, 52-76
22	at Auburn 01/10/26	L, 73-95
19	at South Carolina 03/01/25	L, 53-72

LARGEST MARGIN OF DEFEAT @ BWA:

8	vs Kentucky	L, 77-85
8	vs Florida 01/11/25	L, 63-71
7	vs Ole Miss 01/08/25	L, 66-73

SEC - LARGEST MARGIN OF DEFEAT @ BWA:

8	vs Kentucky	L, 77-85
8	vs Florida 01/11/25	L, 63-71
7	vs Ole Miss 01/08/25	L, 66-73

LARGEST MARGIN OF DEFEAT IN ROAD GAME:

24	at Tennessee 01/04/25	L, 52-76
22	at Auburn 01/10/26	L, 73-95
19	at South Carolina 03/01/25	L, 53-72

SEC - LARGEST MARGIN OF DEFEAT IN ROAD GM:

24	at Tennessee 01/04/25	L, 52-76
19	at South Carolina 03/01/25	L, 53-72
18	at Missouri 01/18/25	L, 65-83

LARGEST MARGIN OF DEFEAT NEUTRAL SITE:

13	vs Illinois 11/28/24	L, 77-90
9	vs Houston 12/20/25	L, 85-94
9	vs Duke 11/27/25	L, 71-80
5	vs Baylor 11/09/24	L, 67-72

LARGEST MARGIN OF DEFEAT SEC TOURNEY:

3	vs Ole Miss 03/13/25	L, 80-83
---	----------------------	----------

LARGEST MARGIN OF DEFEAT NCAA TOURNEY:

2	vs Texas Tech 03/27/25	L, 85-83
---	------------------------	----------

MOST FIELD GOALS MADE:

43	(43-73)	vs South Carolina 01/15/26
40	(40-72)	vs UMES 11/25/24
39	(39-61)	vs Jackson St 11/21/25
37	(37-64)	vs Vanderbilt 01/20/26
37	(37-73)	vs Southern 11/03/25
37	(37-74)	vs NC A&T 12/21/24

MOST FIELD GOALS ATTEMPTED:

74	(37-74)	vs NC A&T 12/21/24
73	(43-73)	vs South Carolina 01/15/26
73	(37-73)	vs Southern 11/03/25
72	(29-72)	at Georgia 01/17/26
72	(40-72)	vs UMES 11/25/24

BEST FIELD GOAL PERCENTAGE:

30-49 FGA	--	
50-59 FGA	.603 (35-58)	vs Oakland 12/30/24
	.600 (33-55)	vs UCA 12/14/24
	.596 (31-52)	vs Pacific 11/18/24
60-69 FGA	.639 (39-61)	vs Jackson St 11/21/25
	.578 (37-64)	vs Vanderbilt 01/20/26
	.576 (34-60)	vs LSU 01/24/26
	.563 (36-64)	vs Queens 12/16/25
70 PLUS FGA	.589 (43-73)	vs South Carolina 01/15/26
	.556 (40-72)	vs UMES 11/25/24
	.507 (37-73)	vs Southern 11/03/25
	.500 (37-74)	vs NC A&T 12/21/24

FEWEST FIELD GOALS MADE:

15	(15-52)	at South Carolina 03/01/25
18	(18-58)	vs Georgia 01/23/25
18	(18-60)	vs Florida 01/11/25

FEWEST FIELD GOALS ATTEMPTED:

48	(20-48)	at Texas A&M 02/15/25
50	(22-50)	at Texas 02/05/25
52	(15-52)	at South Carolina 03/01/25
52	(31-52)	vs Pacific 11/18/24

WORST FIELD GOAL PERCENTAGE:

.288	(15-52)	at South Carolina 03/01/25
.300	(18-60)	vs Florida 01/11/25
.310	(18-58)	vs Georgia 01/23/25
.370	(20-54)	vs Oklahoma 01/25/25

MOST 3-POINTERS MADE:

15	(15-28)	vs James Madison 12/29/25
14	(14-28)	vs Queens 12/16/25
14	(14-34)	vs UMES 11/25/24
13	(13-34)	vs UCA 11/11/25
13	(13-25)	at Kentucky 02/01/25

MOST 3-POINTERS ATTEMPTED:

34	(13-34)	vs UCA 11/11/25
34	(14-34)	vs UMES 11/25/24
30	(10-30)	vs Duke 11/27/25
28	(15-28)	vs James Madison 12/29/25
28	(14-28)	vs Queens 12/16/25
28	(7-28)	at Michigan State 11/08/25
28	(10-28)	vs Southern 11/03/25

BEST 3-POINT PERCENTAGE:		
10-19 3PTA	.529 (9-17)	vs Texas 02/26/25
	.526 (10-19)	vs Texas Tech 12/13/25
	.500 (9-18)	vs Jackson St 11/21/25
20-29 3PTA	.429 (9-21)	vs Pacific 11/18/24
	.536 (15-28)	vs James Madison 12/28/25
	.520 (13-25)	at Kentucky 02/01/25
	.500 (14-28)	vs Queens 12/16/25
30-PLUS 3PTA	.441 (15-34)	vs UMES 11/25/24
	.382 (13-34)	vs UCA 11/11/25
	.300 (10-30)	vs Duke 11/27/25

FEWEST 3-POINTERS MADE:		
2	(2-17)	at Oklahoma 01/27/26
2	(2-19)	vs St. John's 03/22/25
3	(3-12)	at LSU 02/10/26
3	(3-14)	vs Kentucky 01/31/26
3	(3-22)	at South Carolina 03/01/25
3	(3-19)	at Auburn 02/19/25
3	(3-23)	vs Georgia 01/23/25
3	(3-16)	vs Florida 01/11/25

FEWEST 3-POINTERS ATTEMPTED:		
12	(3-12)	at LSU 02/10/26
12	(4-12)	vs LSU 02/12/25
14	(3-14)	vs Kentucky 01/31/26
15	(5-15)	vs UTSA 12/07/24

WORST 3-POINT PERCENTAGE:		
.105	(2-19)	vs St. John's 03/22/25
.111	(2-17)	at Oklahoma 01/27/26
.130	(3-23)	vs Georgia 01/23/25
.136	(3-22)	at South Carolina 03/01/25
.158	(3-19)	at Auburn 02/19/25

MOST FREE THROWS MADE:		
29	(29-33)	vs Tennessee 01/03/26
29	(29-34)	vs Georgia 01/23/25
28	(28-36)	vs Jackson St 11/21/25
28	(28-37)	vs Missouri 02/22/25
27	(27-35)	vs Louisville 12/03/25
27	(27-35)	at Texas 02/05/25

MOST FREE THROWS ATTEMPTED:		
37	(28-37)	vs Missouri 02/22/25
36	(28-36)	vs Jackson St 11/21/25
35	(21-35)	vs Houston 12/20/25
35	(27-35)	vs Louisville 12/03/25
35	(27-35)	at Texas 02/05/25
35	(24-35)	vs Florida 01/11/25

BEST FREE THROW PERCENTAGE:		
10-19 FTA	.938 (15-16)	vs South Carolina 03/12/25
	.857 (12/14)	vs Oakland 12/30/24
	.846 (11-13)	at LSU 01/15/25
20-29 FTA	.944 (25-28)	vs Southern 11/03/25
	.909 (20-22)	vs Winthrop 11/18/25
	.864 (19-22)	vs Texas Tech 03/27/25
30-PLUS FTA	.879 (29-33)	vs Tennessee 01/03/26
	.853 (29-34)	vs Georgia 01/23/25
	.778 (28-36)	vs Jackson St 11/21/25
	.771 (27-35)	vs Louisville 12/03/25
	.771 (27-35)	at Texas 02/05/25

FEWEST FREE THROWS MADE:		
4	(4-8)	at Missouri 01/18/25
4	(4-7)	vs Lipscomb 11/06/24
5	(5-9)	at Miami 12/03/24
6	(6-13)	at Tennessee 01/04/25

FEWEST FREE THROWS ATTEMPTED:		
7	(4-7)	vs Lipscomb 11/06/24
8	(4-8)	at Missouri 01/18/25
9	(7-9)	vs UCA 12/14/24
9	(5-9)	at Miami 12/03/24

WORST FREE THROW PERCENTAGE:		
.389	(7-18)	vs LSU 01/24/26
.462	(6-13)	at Tennessee 01/04/25
.500	(4-8)	at Missouri 01/18/25
.500	(7-14)	at Auburn 02/19/25
.500	(7-14)	vs Troy 11/13/24

MOST REBOUNDS:		
49	vs UCA 11/11/25	
49	vs UMES 11/25/24	
47	vs NC A&T 12/21/24	
46	vs Louisville 12/03/25	
45	vs Southern 11/03/25	
45	vs St. John's 03/22/25	

MOST OFFENSIVE REBOUNDS:		
18	vs Louisville 12/03/25	
18	vs Georgia 01/23/25	
17	at LSU 01/15/25	
16	at Georgia 01/17/26	
16	vs Texas Tech 12/13/25	
16	vs St. John's 03/22/25	

MOST DEFENSIVE REBOUNDS:		
41	vs UCA 11/11/25	
40	vs UMES 11/25/24	
33	at Texas 02/05/25	
32	vs LSU 02/12/25	
31	vs Southern 11/03/25	

FEWEST REBOUNDS:		
26	vs Kentucky 01/31/26	
28	vs LSU 01/24/26	
28	at Auburn 01/10/26	
28	vs Missouri 02/22/25	
29	vs Duke 11/27/25	
29	at Auburn 02/19/25	
29	vs Oklahoma 01/25/25	
29	at Tennessee 01/04/25	

FEWEST OFFENSIVE REBOUNDS:		
3	at Texas 02/05/25	
3	vs Pacific 11/18/24	
4	at Auburn 02/19/25	
4	at Kentucky 02/01/25	

FEWEST DEFENSIVE REBOUNDS:		
17	vs Kentucky 01/31/26	
19	vs Duke 11/27/25	
19	vs Alabama 02/08/25	
20	vs LSU 01/24/26	
20	at Auburn 01/10/26	
20	at Michigan State 11/08/25	
20	vs Missouri 02/22/25	
20	at LSU 01/15/25	
20	at Tennessee 01/04/25	

MOST ASSISTS:		
27	vs South Carolina 01/14/26	
26	vs Queens 12/16/25	
26	vs NC A&T 12/21/24	
25	vs Vanderbilt 01/20/26	

FEWEST ASSISTS:		
6	vs Georgia 01/23/25	
7	vs Tennessee 01/03/26	
8	at South Carolina 03/01/25	

MOST TURNOVERS:		
19	vs Little Rock 11/22/24	
18	at Georgia 01/17/26	
16	vs Missouri 02/22/25	
17	at Texas A&M 02/15/25	

FEWEST TURNOVERS:		
4	vs South Carolina 01/14/26	
4	vs UMES 11/25/24	
5	vs Kentucky 01/31/26	
6	vs James Madison 12/29/25	
6	vs Jackson St 11/21/25	
6	vs Ole Miss 01/08/25	
6	vs NC A&T 12/21/24	

MOST STEALS:		
16	vs Troy 11/13/24	
15	vs Little Rock 11/22/24	
14	vs Jackson St 11/21/25	
13	vs Queens 12/16/25	

FEWEST STEALS:		
2	vs Kentucky 01/31/26	
2	vs Mississippi State 03/08/22	
2	vs Ole Miss 01/08/25	
3	vs Houston 12/20/25	

MOST BLOCKED SHOTS:		
11	vs Troy 11/13/24	
10	at LSU 02/010/26	
10	vs Tennessee 01/03/26	
10	at Tennessee 01/04/25	
10	vs Oakland 12/30/24	

FEWEST BLOCKED SHOTS:		
1	vs Georgia 01/23/25	
2	(8x) LAST at Ole Miss 01/07/26	

OPPONENT PLAYER GAME HIGHS • CAL ERA:

POINTS	39	Tre Johnson vs Texas 02/26/25
	35	Cameron Boozier vs Duke 11/27/25
	35	Collin Murray-Boyles at South Carolina 03/01/25
	30	Keyshawn Hall at Auburn 01/10/26
	30	JT Toppin vs Texas Tech 12/13/25
FG Made	14	JT Toppin vs Texas Tech 12/13/25 (14-22)
	14	Tre Johnson vs Texas 02/26/25 (14-28)
	13	Cameron Boozier vs Duke 11/27/25 (13-18)
	12	Collin Murray-Boyles at South Caro 03/01/25 (12-16)
FG ATT	28	Tre Johnson vs Texas 02/26/25 (14-28)
	28	Ryan Forrest vs NC A&T 12/21/24 (9-28)
	26	Darrion Williams vs Texas Tech 03/27/25 (8-26)
	22	JT Toppin vs Texas Tech 12/13/25 (14-22)
	22	Tre Johnson at Texas 02/05/25 (6-22)
3PT Made	8	Nijel Pack at Oklahoma 01/27/26 (8-15)
	7	Kareem Rozier vs Winthrop (7-10)
	7	Tre Johnson vs Texas 02/26/25 (7-11)
	6	Tomislav Ivisic vs Illinois 11/28/24 (6-9)
	5	Tyler Nickel vs Vanderbilt 1/20/26 (5-11)
	5	Chaz Lanier at Tennessee 01/04/25 (5-9)
3PT ATT	8	Nijel Pack at Oklahoma 01/27/26 (8-15)
	13	Mikel Brown Jr. vs Louisville 12/03/25 (3-13)
	12	Ryan Conwell vs Louisville 12/03/25 (3-13)
	11	Tyler Nickel vs Vanderbilt 1/20/26 (5-11)
	11	Christian Anderson vs Texas Tech 12/13/25 (5-11)
	11	Josh Hubbard vs Mississippi State 03/08/22 (3-11)
	11	Tre Johnson vs Texas 02/26/25 (7-11)
	11	Landon Glasper vs NC A&T 12/21/24 (2-11)
FT Made	11	Collin Murray-Boyles at South Caro 03/01/25 (11-12)
	10	Tre Johnson at Texas 02/05/25 (10-12)
	10	Cam Carter at LSU 01/15/25 (10-10)
	9	Zuby Ejiofor vs St. John's 03/22/25 (9-11)
FT ATT	16	Michael Jacobs vs Southern 11/03/25 (8-16)
	12	Collin Murray-Boyles at South Carol 03/01/25 (11-12)
	12	Tre Johnson at Texas 02/05/25 (10-12)
	11	Cameron Boozier vs Duke 11/27/25 (7-11)
	11	Zuby Ejiofor vs St. John's 03/22/25 (9-11)
REBOUNDS	18	Igor Milicic Jr. at Tennessee 01/04/25
	14	Wilson Jacques vs Fresno State 12/06/25
	13	Johni Broom at Auburn 02/19/25
	13	Arthur Kaluma Tre Johnson at Texas 02/05/25
OFF REB	8	Zuby Ejiofor vs St. John's 03/22/25
	7	JT Toppin vs Texas Tech 12/13/25
	6	Mohamed Wague at Oklahoma 01/27/26
	6	Aaron Scott vs St. John's 03/22/25
	6	Igor Milicic Jr. at Tennessee 01/04/25
DEF REB	12	Igor Milicic Jr. at Tennessee 01/04/25
	10	Arthur Kaluma at Texas 02/05/25
	10	Daimion Collins at LSU 01/15/25
	10	Tomislav Ivisic vs Illinois 11/28/24
ASSISTS	11	Christian Anderson vs Texas Tech 12/13/25
	9	Jeremy Fears Jr. at Michigan State 11/08/25
	9	Wade Taylor IV at Texas A&M 02/15/25
	9	Danny Wolf vs Michigan 12/10/24
	8	Caleb Foster vs Duke 11/27/25
TURNOVERS	7	Lamar Washington vs Pacific 11/18/24
	7	Marcus Rigsby Jr. vs Troy 11/13/24
	6	Mark Sears vs Alabama 02/08/25
	6	Isaiah Lewis vs Little Rock 11/22/24
	6	Victor Baldes vs Troy 11/13/24
BLK SHOTS	7	Somto Cyril at Georgia 01/17/26
	4	Daimion Collins at LSU 01/15/25
	4	Mo Njie vs UTSA 12/07/24
	3	Corey Chest at LSU 01/15/25
	3	Alex Condon vs Florida 01/11/25
	3	Tomislav Ivisic vs Illinois 11/28/24
STEALS	4	Jeremiah Wilkinson at Georgia 01/17/26
	4	Joseph Tugler vs Houston 12/20/25
	4	Collin Murray-Boyles at South Carolina 03/01/25
	4	Miles Kelly at Auburn 02/19/25
	4	Zhuric Phelps at Texas A&M 02/15/25
	4	Caleb Grill at Missouri 01/18/25

OPPONENT TEAM HIGHS/LOWS • CAL ERA:

MOST POINTS:

95	at Auburn 01/10/26	L, 73-95
94	vs Houston 12/20/25	L, 85-94
92	vs Mississippi State 03/08/22	W, 93-92
90	at Georgia 01/17/265	L, 76-90
90	vs Illinois 11/28/24	L, 77-90

FEWEST POINTS:

35	vs UMES 11/25/24	W, 109-35
49	vs Troy 11/13/24	W, 65-49
56	vs UCA 11/11/25	W, 93-56
57	vs UCA 12/14/24	W, 82-57

MOST FIELD GOALS MADE:

35	(35-69)	vs Texas Tech 12/13/25
34	(34-60)	at Auburn 01/10/26
34	(34-83)	vs Texas Tech 03/27/25
34	(34-62)	vs Alabama 02/08/25
34	(34-59)	vs Michigan 12/10/24

MOST FIELD GOALS ATTEMPTED:

83	(34-83)	vs Texas Tech 03/27/25
75	(21-75)	vs St. John's 03/22/25
75	(27-75)	vs NC A&T 12/21/24
73	(32-73)	vs Mississippi State 03/08/22
71	(30-71)	vs Texas 02/26/25

BEST FIELD GOAL PERCENTAGE:

30-49 FGA	.435 (20-46)	vs Georgia 01/23/25
50-59 FGA	.576 (34-59)	vs Michigan 12/10/24
	.53.6 (30-56)	vs Kentucky 01/31/26
60-69 FGA	.567 (34-60)	at Auburn 01/10/26
	.548 (34-62)	vs Alabama 02/08/25
	.507 (35-69)	vs Texas Tech 12/13/25
70-PLUS FGA	.438 (32-73)	vs Mississippi State 03/08/22
	.423 (30-71)	vs Texas 02/26/25

FEWEST FIELD GOALS MADE:

14	(14-61)	vs UMES 11/25/24
18	(18-54)	vs UCA 12/14/24
19	(19-67)	vs UCA 11/11/25
20	(20-46)	vs Georgia 01/23/25

FEWEST FIELD GOALS ATTEMPTED:

46	(20-46)	vs Georgia 01/23/25
50	(23-50)	vs Ole Miss 01/08/25
51	(21-51)	vs Oklahoma 01/25/25
53	(25-53)	at South Carolina 03/01/25

WORST FIELD GOAL PERCENTAGE:

.230	(14-61)	vs UMES 11/25/24
.280	(21-75)	vs St. John's 03/22/25
.284	(19-67)	vs UCA 11/11/25
.309	(21-68)	at LSU 02/10/26
.333	(18/54)	vs UCA 12/14/24

MOST 3-POINTERS MADE:

15	(15-31)	vs Winthrop 11/18/25
15	(15-31)	vs Illinois 11/28/24
13	(13-31)	vs Texas Tech 12/13/25
12	(12-33)	at Georgia 01/17/26
12	(12-32)	vs James Madison 12/29/25
12	(12-27)	vs Southern 11/03/25
12	(12-35)	vs Pacific 11/18/24
12	(12-32)	vs Mississippi State 03/08/25
12	(12-36)	vs Missouri 02/22/25

MOST 3-POINTERS ATTEMPTED:

41	(4-41)	vs UCA 11/11/25
37	(8-37)	vs Louisville 12/03/25
36	(12-36)	vs Missouri 02/22/25
35	(12-35)	vs Pacific 11/18/24

BEST 3-POINT PERCENTAGE:

10-19 3PTA	.471 (8-17)	vs Kansas 03/20/25
	.444 (8-18)	vs Michigan 12/10/24
	.462 (6-13)	vs Kentucky 01/31/26
20-29 3PTA	.478 (11-23)	at Missouri 01/18/25
	.455 (10-22)	at Auburn 01/10/26
	.444 (12-27)	vs Southern 11/03/25
	.440 (1-25)	vs Houston 12/20/25
30-PLUS 3PTA	.484 (15-31)	vs Winthrop 11/18/25
	.484 (15-31)	vs Illinois 11/28/24
	.415 (13-31)	vs Texas Tech 12/13/25
	.375 (12-32)	vs James Madison 12/29/25
	.375 (12-32)	vs Mississippi State 03/08/25

FEWEST 3-POINTERS MADE:

1	(1-14)	at Michigan State 11/28/25
2	(2-22)	vs St. John's 03/22/25
2	(2-17)	vs Oakland 12/30/24
3	(3-21)	at LSU 02/10/26
3	(3-15)	vs LSU 01/24/26
3	(3-19)	vs Troy 11/13/24
4	(4-26)	vs Fresno State 12/06/25
4	(4-41)	vs UCA 11/11/25
4	(4-24)	at Auburn 02/19/25
4	(4-22)	vs NC A&T 12/21/24
4	(4-26)	vs UMES 11/25/24

FEWEST 3-POINTERS ATTEMPTED:

13	(6-13)	vs Kentucky 01/31/26
13	(5-13)	vs Tennessee 01/03/26
14	(1-14)	at Michigan State 11/28/25
14	(5-14)	at South Carolina 03/01/25
14	(5-14)	vs Georgia 01/23/25

WORST 3-POINT PERCENTAGE:

.071	(1-14)	at Michigan State 11/28/25
.091	(2-22)	vs St. John's 03/22/25
.098	(4-41)	vs UCA 11/11/25
.111	(2-17)	vs Oakland 12/30/24
.143	(3-21)	at LSU 02/10/26
.154	(4-26)	vs Fresno State 12/06/25
.154	(4-26)	vs UMES 11/25/24

MOST FREE THROWS MADE:

26	(26-28)	at LSU 01/15/25
20	(20-27)	at Texas 02/05/25
20	(20-29)	vs Georgia 01/23/25
22	(22-25)	vs LSU 01/24/26
22	(22-31)	vs St. John's 03/22/25

MOST FREE THROWS ATTEMPTED:

31	(22-31)	vs St. John's 03/22/25
30	(19-30)	vs Kentucky 01/31/26
29	(20-29)	vs Georgia 01/23/25
28	(26-28)	at LSU 01/15/25
28	(18-23)	vs Ole Miss 01/08/25

BEST FREE THROW PERCENTAGE:

10-19 FTA	.923 (12-13)	vs Texas 02/26/25
	.923 (12-13)	vs Pacific 11/18/24
	.875 (14-16)	vs Kansas 03/20/25
	.818 (9-11)	vs Texas Tech 03/27/25
20-29 FTA	.929 (26-28)	at LSU 01/15/25
	.880 (22-25)	vs LSU 01/24/26
	.810 (17-21)	at South Carolina 03/01/25
30 PLUS FTA	.710 (22-31)	vs St. John's 03/22/25
	.633 (19-30)	vs Kentucky 01/31/26

FEWEST FREE THROWS MADE:

3	(3-10)	vs Texas Tech 12/13/25
3	(3-6)	vs LSU 02/12/25
3	(3-8)	vs UMES 11/25/24
4	(4-6)	vs Winthrop 11/18/25
4	(4-7)	vs Troy 11/13/24

FEWEST FREE THROWS ATTEMPTED:

5	(5-5)	vs UTSA 12/07/24
6	(4-6)	vs Winthrop 11/18/25
6	(3-6)	vs LSU 02/12/25
7	(4-7)	vs Troy 11/13/24
8	(6-8)	at Miami 12/03/24
8	(3-8)	vs UMES 11/25/24

WORST FREE THROW PERCENTAGE:

.300	(3-10)	vs Texas Tech 12/13/25
.375	(3-8)	vs UMES 11/25/24
.500	(3-6)	vs LSU 02/12/25
.529	(9-17)	vs NC A&T 12/21/24

MOST REBOUNDS:

51	vs Texas Tech 03/27/25
51	vs St. John's 03/22/25
51	at Tennessee 01/04/25
49	vs Florida 01/11/25

MOST OFFENSIVE REBOUNDS:

28	vs St. John's 03/22/25
24	at Tennessee 01/04/25
22	vs Texas Tech 03/27/25
21	at LSU 02/10/26
19	at Michigan State 11/28/25

MOST DEFENSIVE REBOUNDS:

33	vs Florida 01/11/25
30	at South Carolina 03/01/25
30	vs Ole Miss 01/08/25
29	vs Fresno State 12/06/25
29	vs Texas Tech 03/27/25
29	vs Texas 02/26/25
29	at Auburn 02/19/25

FEWEST REBOUNDS:

22	vs UCA 12/14/24
22	vs UTSA 12/07/24
27	vs Vanderbilt 1/20/26
27	at Ole Miss 01/07/26
27	vs Jackson St 11/21/25

FEWEST OFFENSIVE REBOUNDS:

4	vs UTSA 12/07/24
5	at South Carolina 03/01/25
5	vs Lipscomb 11/06/24
6	vs Ole Miss 01/08/25
6	vs UCA 12/14/24
6	vs Illinois 11/28/24

FEWEST DEFENSIVE REBOUNDS:

15	vs Jackson St 11/21/25
16	vs UCA 12/14/24
17	vs Oakland 12/30/24
18	vs Vanderbilt 1/20/26
18	vs James Madison 12/25/29
18	vs Missouri 02/22/25
18	vs UTSA 12/07/24

MOST ASSISTS:

21	vs Texas Tech 12/13/25
20	at Auburn 01/10/26
20	at Missouri 01/18/25
19	at Ole Miss 01/07/26

FEWEST ASSISTS:

3	vs UMES 11/25/24
5	vs St. John's 03/22/25
7	vs Georgia 01/23/25
7	vs NC A&T 12/21/24
7	vs UTSA 12/07/24

MOST TURNOVERS:

24	vs Troy 11/13/24
20	vs Jackson St 11/21/25
19	vs UMES 11/25/24
19	vs Little Rock 11/22/24
19	vs Lipscomb 11/06/24

FEWEST TURNOVERS:

2	vs Mississippi State 03/08/22
5	vs Ole Miss 01/08/25
6	vs St. John's 03/22/25
7	vs Kentucky 01/31/26
7	Texas Tech 12/13/25

MOST STEALS:

12	at Georgia 01/17/26
12	vs Ole Miss 03/13/25
11	at Auburn 01/10/26
11	vs Tennessee 01/03/26
11	at Texas A&M 02/15/25

FEWEST STEALS:

2	vs Kentucky 01/31/26
2	vs Louisville 12/03/25
2	vs Jackson St 11/21/25
2	at Kentucky 02/01/25
3	at Miss State 02/07/26
3	vs South Carolina 01/14/26
3	at Miami 12/03/24

MOST BLOCKED SHOTS:

11	at Georgia 01/17/26
11	at LSU 01/15/25
7	at Miss State 02/07/26
7	vs Florida 01/11/25

FEWEST BLOCKED SHOTS:

0	at LSU 02/10/26
0	vs LSU 01/24/26
0	vs Samford 11/14/25
0	at Missouri 01/18/25
0	vs Pacific 11/18/24
1	(12x) LAST vs Queens 12/16/25

1 MELEEK THOMAS

6-5, 185, G, Fr. || Pittsburgh, Pa. || Overtime Elite (Ga.) - City Reapers

@ThomasMeleek

@leek

Major: Communications ... Born August 8, 2006, in Pittsburgh, Pa. ... Son of Iesha Thomas and Shawndale Jones

Has six brothers (Jayden, Raymond, Shawndale, Amaury, Eddie, Alphonzo) and two sisters (Jordin and Aniyah) ... Brother Shawndale Jones played basketball at NJIT.

» Participated in 2025 Chris Paul and Jayson Tatum High School and College Elite Camps

A five-star that ranked as high as #7 by Rivals and #11 by ESPN and was rated the #2 shooting guard on the nation by five rankings ... 2025 McDonald's All-American ... 2025 Jordan Brand Classic ... 2025 Iverson Classic ... 2025 Jersey Mike's Naismith Trophy Boys High School All-America (HM) ... #8 on the USA TODAY High School Sports basketball rankings: Top 15 players in the 2025 class ... Named to the 2024-25 Jersey Mike's Naismith Trophy Boys High School Player of the Year Top Watch List (1 of 50) ... 2023-24 MaxPreps honorable mention All-America and second team Junior All-America.

2025-26 HIGHLIGHTS:

- **SOUTHERN:** Had one of the best debuts by a Razorback in program history ... Scored 21 points, led the team with three steals, tied for the team lead with **seven assists** and grabbed six rebounds ... **His 21 points rank as the third-best scoring output by a rookie Hog in a debut** (behind Patrick Beverley's 29 and Darius Acuff's 22) ... **Became the first Hog to post at least 18 points, six assists and three steals in a Razorback debut regardless of year classification** (HogStats).
- **at MICHIGAN STATE:** Tied for the team lead with 16 points, adding six rebounds, tying got second-best on the team.
- **UCA:** Led the team with six assists, adding 17 points and six rebounds
- **SAMFORD:** Led the team with eight rebounds, adding 17 points and four assists
- **WINTHROP:** Led the team with a then season-high 26 points but it was two defensive plays down the stretch that won the game ... First, down one, Thomas got a steal with 15 seconds left and threw the ball to Nick Pringle, who scored the game-winner with 11.9 seconds left ... On the ensuing possession, guarded Winthrop's top scorer and forced a tough shot that went long as the clock expired to seal the win.
- **vs DUKE:** "Only" scored 13 points on 5-of-15 shooting, but had a steal and layup to close the first half as part of a 7-0 run ... In the second half, hit a 3-pointer to give the Hogs a 48-47 lead, followed by a steal and a layup ... Also hit a 3-pointer to give Arkansas it's largest lead with 10 minutes left (60-53).
- **LOUISVILLE:** Scored 17 points, making season-high 8-of-9 at the line, with five rebounds.
- **vs FRESNO ST:** Tied his career high with three steals.
- **QUEENS:** Had a six assists, adding four rebounds and two steals
- **JAMES MADISON:** Led the team with a **season-high 28 points** while making a **season-high six 3-pointers** ... During a 19-2 run in the first half, Thomas scored 14 with three 3-pointers and finished with 18 first-half points ... Was +35 in 26:56 played.
- **TENNESSEE:** According to Coach Cal, kept Arkansas in the game in the first half with 12 points (5-of-7 FG • 2-of-2 3PT) ... Finished with 18 points **while tying a career-high with three steals** ... Was a team-best +21 in the 11-point win, playing 30:26.
- **at AUBURN:** Scored 17 points (3-of-6 3PT) with a team-best and SEC-season-best four assists ... Added two steals ... Scored 12 of his 17 in the second half (4-5 FG • 2-2 3PT) with three of his four assists.
- **SOUTH CAROLINA:** **Had one of the best shooting performances in program history** ... Only missed one shot in leading the Hogs with 21 points (8-of-9 FG • 5-of-5 3PT) ... **Added a career-high four steals.**
- **VANDERBILT:** Got his first start in SEC play and responded with 13 points (3-of-5 3PT) with five rebounds and five assists ... **His last 3-pointer (with 1:37 left) went viral as he turned to the crowd and celebrated while the ball was still halfway to the goal.**
- **LSU:** Scored 14 points with three assists ... Was 3-of-4 FG with three assists in the first half ... Was 3-of-5 FG in the second ... Got a key offensive rebound and putback with 2:17 left to put the Hogs up four (81-77).
- **at Oklahoma:** Scored 16 points – **14 in the second half** – with four rebounds ... In the second half, was 6-of-9 from the field ... Sealed the win by getting a defensive rebound, getting fouled and making two free throws with 11 seconds left to put the Hogs up four.
- **at Miss State:** For the first time in his career, played all 40 minutes ... Scored 17 points, making three 3's, with three assists and two steals.
- **at LSU:** Had 20 points, his second-best effort in an SEC game ... Was an SEC career-best 7-of-9 at the line ... Added three steals.



THOMAS' PERSONAL BESTS

POINTS	
Career: 28	vs James Madison (12/29/25)
SEC: 21	vs South Carolina (01/14/26)
FG MADE	
Career: 10	vs Winthrop (11/14/25)
SEC: 8	vs South Carolina (01/14/26)
FG ATTEMPTED	
Career: 20	vs Winthrop (11/14/25)
SEC: 17	at Georgia (01/17/26)
3-POINT FG MADE	
Career: 6	vs James Madison (12/29/25)
SEC: 5	vs South Carolina (01/14/26)
3-PT FG ATTEMPTS	
Career: 13	vs UCA (11/11/25)
SEC: 8	at Ole Miss (01/07/26)
FT MADE	
Career: 8	vs Louisville (12/03/25)
SEC: 7	at LSU (02/10/26)
FT ATTEMPTED	
Career: 9 (2x)	LAST at LSU (02/10/26)
SEC: 9	at LSU (02/10/26)
REBOUNDS	
Career: 8	vs Samford (11/14/25)
SEC: 6	at Georgia (01/17/26)
ASSISTS	
Career: 7	vs Southern (11/03/25)
SEC: 5	vs Vanderbilt (01/20/26)
STEALS	
Career: 4	vs South Carolina (01/14/26)
SEC: 4	vs South Carolina (01/14/26)
BLOCKED SHOTS	
Career: 1 (2x)	LAST vs South Caro (01/14/26)
SEC: 1	vs South Carolina (01/14/26)
MINUTES	
Career: 40:00	at Miss State (02/07/26)
SEC: 40:00	at Miss State (02/07/26)

MELEEK THOMAS 2025-26 GAME STATS

Opponent	Date	GS	Min	FG	FGA	Pct	3FG	3A	Pct	FT	FTA	Pct	O	D	Tot	Avg	PF	FO	A	TO	Blk	Stl	Pts	Avg
SOUTHERN	11/03/25		30	7	15	.467	4	10	.400	3	4	.750	4	2	6	6.0	2	0	7	1	0	3	21	21.0
at Michigan St.	11/08/25		29	5	15	.333	2	9	.222	4	4	1.000	2	4	6	6.0	3	0	2	2	0	1	16	18.5
CENTRAL ARKANSAS	11/11/25	*	32	6	17	.353	4	13	.308	1	2	.500	1	5	6	6.0	2	0	6	0	0	1	17	18.0
SAMFORD	11/14/25	*	36	5	13	.385	1	2	.500	6	6	1.000	1	7	8	6.5	1	0	4	2	1	2	17	17.8
WINTHROP	11/18/25		34	10	20	.500	3	8	.375	3	4	.750	1	2	3	5.8	2	0	3	1	0	2	26	19.4
JACKSON ST.	11/21/25		18	4	6	.667	2	3	.667	3	4	.750	0	2	2	5.2	1	0	3	1	0	0	13	18.3
vs Duke	11/27/25		26	5	15	.333	3	10	.300	0	0	.000	0	1	1	4.6	2	0	2	0	0	2	13	17.6
LOUISVILLE	12/03/25		26	4	10	.400	1	4	.250	8	9	.889	1	4	5	4.6	3	0	1	0	0	0	17	17.5
vs Fresno St.	12/06/25		21	4	12	.333	3	7	.429	1	2	.500	0	1	1	4.2	2	0	1	2	0	3	12	16.9
vs Texas Tech	12/13/25		24	2	8	.250	1	4	.250	3	3	1.000	1	1	2	4.0	0	0	2	0	0	1	8	16.0
QUEENS (NC)	12/16/25		27	1	11	.091	1	7	.143	0	0	.000	2	2	4	4.0	1	0	6	2	0	2	3	14.8
vs Houston	12/20/25		15	3	8	.375	1	3	.333	0	0	.000	1	0	1	3.8	2	0	1	2	0	0	7	14.2
JAMES MADISON	12/29/25		27	8	16	.500	6	10	.600	6	7	.857	1	2	3	6.2	0	0	0	0	0	0	28	15.2
TENNESSEE	01/03/26		30	6	13	.462	3	4	.750	3	3	1.000	0	3	3	6.2	0	0	1	1	0	3	18	15.4
at Ole Miss	01/07/26		25	5	12	.417	2	6	.333	1	2	.500	0	1	1	3.4	1	0	2	2	0	2	13	15.3
at Auburn	01/10/26		28	6	12	.500	3	6	.500	2	3	.667	1	2	3	3.4	4	0	4	3	0	2	17	15.4
SOUTH CAROLINA	01/14/26		25	8	9	.889	5	5	1.000	0	0	.000	1	3	4	3.4	2	0	2	0	1	4	21	15.7
at Georgia	01/17/26		30	4	17	.235	1	6	.167	0	0	.000	1	5	6	3.6	1	0	3	1	0	1	9	15.3
VANDERBILT	01/20/26	*	31	5	11	.455	3	5	.600	0	0	.000	1	4	5	3.6	2	0	5	1	0	1	13	15.2
LSU	01/24/26	*	25	6	9	.667	2	3	.667	0	0	.000	1	1	2	3.6	3	0	3	0	0	1	14	15.2
at Oklahoma	01/27/26	*	33	7	15	.467	0	4	.000	2	2	1.000	0	4	4	3.6	3	0	1	0	0	0	16	15.2
KENTUCKY	01/31/26	*	26	4	8	.500	0	1	.000	2	2	1.000	0	0	3	3.4	3	0	1	0	0	0	10	15.0
at Mississippi St.	02/07/26	*	40	7	17	.412	3	8	.375	0	0	.000	1	2	3	3.4	1	0	3	0	0	2	17	15.0
at LSU	02/10/26	*	34	6	13	.462	1	4	.250	7	9	.778	0	4	4	3.4	0	0	1	0	1	3	20	15.3
Totals			8	672	128	.524	55	142	.387	55	66	.833	21	61	82	3.4	45	0	64	21	3	36	366	15.3

MELEEK THOMAS CAREER STATISTICS

Year	GP	GS	Min	Avg	FG	FGA	Pct	3FG	3FGA	Pct	FT	FTA	Pct	Off	Def	Tot	Avg	PF	FO	Ast	TO	Blk	Stl	Pts	Avg
2025-26	24	8	672	28.0	128	302	.424	55	142	.387	55	66	.833	21	61	82	3.4	45	0	64	21	3	36	366	15.3

5 DARIUS ACUFF JR.

6-3, 190, G, Fr. // Detroit, Mich. // IMG Academy (Fla.)

@DariusAcuff

@dariusacuff5

Major: Communications ... Born 11/22/06, in Detroit ... Son of Darius Acuff Sr. and Dureese Owens ... Father played basketball at Eastern Kentucky ... Sister, Daona Todd

Ranked as high as #5 by 247Sports and #7 by ESPN and the #1 point guard in the nation by both ... **2025 Allen Iverson National Player of the Year** ... **2025 EYBL Scholastic Player of the Year** ... Finalist for the Naismith Trophy and MaxPreps HS Player of the Year ... **2025 McDonald's All-American** ... **2025 Jordan Brand Classic** ... **2025 Iverson Classic All-American Game (MVP)** ... **2025 USA Nike Hoop Summit team.**

• **MIDSEASON WATCH LISTS: USBWA Oscar Robertson Trophy // John R. Wooden Award // USBWA Wayman Tisdale Trophy // Bob Cousy Award**

• According to ESPN & Rashad Phillips, there's only been 5 individual games on record in NCAA history in which a freshman posted at least 18 points, 10 assists and zero turnovers. Acuff did it three times in an 11-game span (23-10-0 vs Queens, 18-13-0 vs USC and 21-10-0 at Oklahoma)

CAREER DOUBLE-DOUBLES (4)

FRESHMAN	(2)
12/03/25 vs LOUISVILLE	17 pts 10 asts
12/16/25 vs QUEENS	21 pts 10 asts
01/14/26 vs SOUTH CAROLINA	18 pts 13 asts
01/27/26 at Oklahoma	21 pts 10 asts

2025-26 HIGHLIGHTS:

• **SOUTHERN:** Had one of the best debuts by a Razorback in program history ... Scored 22 points which rank as the second-best scoring output by a rookie Hog in a debut (behind Patrick Beverley's 29) ... **Scored 20 first-half points, which is a record by a Razorback rookie in a debut** (HogStats) including nine straight for the Hogs to close the first half ... • **at Michigan State:** Tied for the team lead with 16 points while leading the team in assists ... • **UCA:** Led the team with 21 points ... Spurred the second-half blow out by scoring 17 points in the period, making a 3-pointer in 3-straight trips ... Added six rebounds ... • **SAMFORD:** Led the team with 20 points and five assists ... • **vs DUKE:** Led the team with 21 points, making 4-of-8 from deep, and five assists ... • **SEC FRESHMAN OF THE WEEK (12/8):** Averaged 17.5 points, nine assists and five rebounds in wins over #6 Louisville and Fresno State ... **vs #6 LOUISVILLE:** Recorded his **first career double-double with 17 points** and a then career-high 10 assists while adding five rebounds ... Scored 11 of his 17 points in the second half ... Specifically, Acuff finished the game scoring 9 of the Hogs' final 15 points (3-5 FG, 3-3 FT) with an assist and a rebound ... Overall, he was just the third Razorback, regardless of class, to have 10 assists versus an AP top 25 ... **vs FRESNO STATE:** Had a game-high 18 points and eight assists with just one turnover and five rebounds ... Spurred a second-half surge as he scored 11 second-half points (4-of-6 FG • 3-of-5 3PT) with five assists ... During a 22-6 run to start the second half, Acuff scored 8 of his 11 second-half points (3-3 FG • 2-2 3PT) with an assist and a steal ... • **SEC FRESHMAN OF THE WEEK (12/15) vs TEXAS TECH:** Repeated as SEC FOW and tabbed **Dick Vitale's Diaper Dandy of the Week** ... Scored 20 points with eight assists (vs 2 turnovers) ... Was +17 in the seven-point win ... Had a personal seven-point scoring run for the Hogs in both the first and second half ... • **SEC FRESHMAN OF THE WEEK (12/22):** Averaged 25 points, 8.5 assists, 4.0 rebounds and 2.0 steals vs Queens and Houston ... **vs QUEENS:** Became the first Razorback (on record) to have **20-plus points and 10-plus assists in a game with ZERO turnovers** ... Finished with a then career-high 23 points and tied a then career-high with 10 assists, adding a then career-best three steals ... **vs HOUSTON:** Scored a then career-high 27 points to go with seven assists and five rebounds ... • **SEC FRESHMAN OF THE WEEK (01/05):** Also tabbed **Naismith National Player of the Week** and **NCAA March Madness National Freshman of the Week** and **Dick Vitale's Diaper Dandy of the Week** ... Averaged 23.0 points and 5.0 assists versus JMU and UT ... **JAMES MADISON:** Scored a quite 17 points, making 3-of-6 from deep, with six assists ... **TENNESSEE:** Had a then career-high 29 points (9-of-16 FG) and made two "dagger" 3-pointers in the second half ... Scored 19 second-half points ... Down two (53-51 with 12 to play), scored 16 of the Hogs' final 35 points, including a 3-pointer with 3:49 left as the shot clock was running out and a 3-pointer with 2:09 left to put the Hogs up 11 ... • **SEC FRESHMAN OF THE WEEK (01/12):** Selected **SEC Freshman of the Week for a record fifth consecutive week** ... Averaged 22.5 points and 5.0 assists at Ole Miss and at Auburn ... **at Ole Miss:** Led the team with 26 points, scoring 20 in the second half ... Added 9 assists (six in the second half) ... Through scoring and assists, accounted for 49 of the Hogs 94 points ... Was a career-best 11-of-12 at the FT line ... **at Auburn:** Led Arkansas with 19 points ... • **SOUTH CAROLINA:** Recorded his **third double-double with 18 points and a career-high 13 assists** ... **Had zero turnovers** - the most assists by a Razorback without a turnover ... The 13 assists ties for 6th-most by a Razorback in a game overall, is 2nd-most by a Hog in an SEC game and 2nd-most by a Razorback frosh ... • **at Georgia:** Led the Hogs with 20 points and six assists ... Added a **career-high four steals and career-high tying six rebounds**. • **SEC FRESHMAN OF THE WEEK (01/26):** Tied the SEC record with his **sixth SEC Freshman of the Week honor** as he averaged 24 points and 5.5 assists in leading Arkansas to wins over #15 Vanderbilt and LSU • **VANDERBILT:** Led the team with 17 points (3-of-7 3PT) and tied for the team lead with five assists ... • **LSU:** A **career-high 31 points** (13-of-19 FG • 4-of-7 3PT) with six assists and a **career-high two blocked shots** ... Dominated the second half by scoring 24 points (10-of-11 FG • 3-3 3PT) with five of his six assists ... Made his final 10 shot attempts ... With Arkansas down 59-56 with 9:45 left in the game, Acuff took over ... Scored 12 of the Razorbacks' next 15 points (assisted on the other 3) to give the Hogs a 71-67 lead, a lead Arkansas would not relinquish ... Started the run with a 3-pointer to tie the game at 59 ... After an LSU basket, Acuff assisted on a Karter Knox 3-pointer to put the Hogs up 61-61 ... Blocked two shots, both on the same LSU possession ... First block went out of bounds and on the second one, got the rebound and went coast-to-coast for a layup and a 64-61 lead ... Scored the Razorbacks' next nine points for the 71-67 lead ... Also had two key assists inside the final five minutes, including Trevon Brazile's "dagger 3" with 50 seconds left ... • **at Oklahoma:** **Posted his fourth career double-double** by leading the Hogs with 21 points and 10 assists with zero turnovers ... Down one inside the final minute, made an old-fashion 3-point play to put the Hogs up 2 ... • **KENTUCKY:** Led the team with 22 points, including 17 in the second half ... In fact, scored 13 in a 22-11 run to start the second half to turn a 7-point halftime deficit into a 4-point Razorback lead ... • **at Miss State:** Led the Hogs with 24 points, 12 in each half, adding eight assists ... • **at LSU:** Tied his **career high with 13 made field goals** (also did it vs LSU the first time they met) and **took a career-high 22 shots** ... Finished with 28 points and five assists.



MIDSEASON WATCH LISTS



MIDSEASON ALL-AMERICAN

College Hoops Today (3rd Team)
The Sporting News (3rd Team)

WEEKLY NATIONAL HONORS

- Dick Vitale's Diaper Dandy of the Week (12/5)
- Naismith National Player of the Week (1/5)
- NCAA March Madness National Freshman of the Week (1/5)
- Dick Vitale's Diaper Dandy of the Week (1/5)

ESPN's Myron Medcalf on Acuff:
"Athlete with outside shot to win
(National) Player of the Year"

ACUFF'S PERSONAL BESTS

POINTS	
Career: 31	vs LSU (01/24/26)
SEC: 31	LAST at LSU (01/24/26)
FG MADE	
Career: 13 (2x)	LAST at LSU (02/10/26)
SEC: 13 (2x)	LAST at LSU (02/10/26)
FG ATTEMPTED	
Career: 22	at LSU (02/10/26)
SEC: 22	LAST at LSU (02/10/26)
3-POINT FG MADE	
Career: 4 (3x)	LAST vs LSU (01/24/26)
SEC: 4	vs LSU (01/24/26)
3-PT FG ATTEMPTS	
Career: 9	vs Duke (11/27/25)
SEC: 7 (3x)	LAST vs LSU (01/24/26)
FT MADE	
Career: 11	at Ole Miss (01/07/26)
SEC: 11	at Ole Miss (01/07/26)
FT ATTEMPTED	
Career: 12	at Ole Miss (01/07/26)
SEC: 12	at Ole Miss (01/07/26)
REBOUNDS	
Career: 6 (2x)	at Georgia (01/17/26)
SEC: 6	at Georgia (01/17/26)
ASSISTS	
Career: 13	vs South Carolina (01/14/26)
SEC: 13	vs South Carolina (01/14/26)
STEALS	
Career: 4	at Georgia (01/17/26)
SEC: 4	at Georgia (01/17/26)
BLOCKED SHOTS	
Career: 2	vs LSU (01/24/26)
SEC: 2	vs LSU (01/24/26)
MINUTES	
Career: 39:12	vs Houston (12/20/25)
SEC: 35:54	at Oklahoma (01/27/26)

DARIUS ACUFF JR. 2025-26 GAME STATS

Opponent	Date	GS	Min	FG	FGA	Pct	3FG	3A	Pct	FT	FTA	Pct	O	D	Tot	Avg	PF	FO	A	TO	Blk	Stl	Pts	Avg	
SOUTHERN	11/03/25	*	29	8	13	.615	3	5	.600	3	3	1.000	1	1	2	2.0	1	0	4	2	1	1	22	22.0	
at Michigan St.	11/08/25	*	33	5	16	.313	2	8	.250	4	7	.571	1	1	2	2.0	2	0	6	1	0	2	16	19.0	
CENTRAL ARKANSAS	11/11/25	*	34	9	16	.563	3	8	.375	0	0	.000	0	6	6	3.3	2	0	4	2	1	0	21	19.7	
SAMFORD	11/14/25	*	31	7	13	.538	2	3	.667	4	5	.800	2	1	3	3.3	3	0	5	2	0	0	20	19.8	
WINTHROP	11/18/25	*	33	3	10	.300	2	4	.500	4	4	1.000	0	2	2	3.0	2	0	5	3	0	0	12	18.2	
JACKSON ST.	11/21/25	*	22	4	9	.444	2	4	.500	0	0	.000	0	0	0	2.5	2	0	2	2	1	2	10	16.8	
vs Duke	11/27/25	*	37	8	17	.471	4	8	.500	1	2	.500	0	2	2	2.4	1	0	5	1	0	1	21	17.4	
LOUISVILLE	12/03/25	*	36	6	18	.333	0	4	.000	5	7	.714	1	4	5	2.8	2	0	10	4	0	0	17	17.4	
vs Fresno St.	12/06/25	*	34	7	12	.583	3	6	.500	1	2	.500	0	5	5	3.0	1	0	8	1	0	1	18	17.4	
vs Texas Tech	12/13/25	*	34	7	14	.500	2	5	.400	4	6	.667	1	3	4	3.1	0	0	8	2	1	0	20	17.7	
QUEENS (NC)	12/16/25	*	31	8	13	.615	4	6	.667	3	4	.750	0	3	3	3.1	1	0	10	0	0	3	23	18.2	
vs Houston	12/20/25	*	39	9	15	.600	1	3	.333	8	11	.727	1	4	5	3.3	3	0	7	4	1	1	27	18.9	
JAMES MADISON	12/29/25	*	29	7	12	.583	3	6	.500	0	0	.000	0	1	1	3.1	2	0	6	1	0	0	17	18.8	
TENNESSEE	01/03/26	*	36	9	16	.563	3	7	.429	8	9	.889	0	3	3	3.1	0	0	4	4	1	1	29	19.5	
at Ole Miss	01/07/26	*	33	7	18	.389	1	4	.250	11	12	.917	0	0	0	2.9	2	0	9	3	1	2	26	19.9	
at Auburn	01/10/26	*	35	7	16	.438	2	6	.333	3	3	1.000	0	1	1	2.8	2	0	1	3	0	0	19	19.9	
SOUTH CAROLINA	01/14/26	*	31	7	13	.538	1	4	.250	3	3	1.000	1	3	4	2.8	2	0	13	0	1	0	18	19.8	
at Georgia	01/17/26	*	39	7	16	.438	2	7	.286	4	4	1.000	1	5	6	3.0	4	0	6	4	0	4	20	19.8	
VANDERBILT	01/20/26	*	34	7	14	.500	3	7	.429	0	0	.000	0	2	2	2.9	0	0	5	2	0	0	17	19.6	
LSU	01/24/26	*	35	13	19	.684	4	7	.571	1	4	.250	0	2	2	2.9	1	0	6	2	2	0	31	20.2	
at Oklahoma	01/27/26	*	36	7	16	.438	1	4	.250	6	7	.857	0	3	3	2.9	0	0	10	0	0	0	21	20.2	
KENTUCKY	01/31/26	*	39	8	20	.400	1	4	.250	5	8	.625	1	1	2	2.9	3	0	3	2	0	0	22	20.3	
at Mississippi St.	02/07/26	*	38	9	19	.474	3	5	.600	3	3	1.000	0	5	5	3.0	2	0	8	1	0	0	24	20.5	
at LSU	02/10/26	*	36	13	22	.591	1	4	.250	1	1	1.000	0	2	2	2.9	2	0	5	4	0	0	28	20.8	
Totals			24	814	182	.367	.496	53	129	.411	82	105	.781	10	60	70	2.9	40	0	150	50	10	18	499	20.8

DARIUS ACUFF JR. CAREER STATISTICS

Year	GP	GS	Min	Avg	FG	FGA	Pct	3FG	3FGA	Pct	FT	FTA	Pct	Off	Def	Tot	Avg	PF	FO	Ast	TO	Blk	Stl	Pts	Avg
2025-26	24	24	814	33.9	182	367	.496	53	129	.411	82	105	.781	10	60	70	2.9	40	0	150	50	10	18	499	20.8

"Trevon's block out of nowhere (vs Louisville). That, and again, you could say there's a skill there. No, it isn't. It's a will to win. He just went up and said, 'This kid ain't making this basket.'" - John Calipari on Trevon Brazile's blocked shot versus Louisville with 7:31 remaining

SEC Player of the Week (12/15)

7 TREVON BRAZILE

6-10, 230, F, Sr. // Springfield, Mo. // Kickapoo HS // Missouri

@thetrevonbrazile

Pronounced: Trev-In Brazil ... **Major:** Communications ... **Born on** Jan. 7, 2003, in Springfield, Mo. ... **The son of** Phillip Brazile and Melissa Baldwin
Siblings: Phillip Brazile II, Brittany Brazile, Reece Winn, Tamia Brazile, Mariah Fuller, Prince Fuller.

• Played his freshman season at Missouri before transferring to Arkansas ... Wore #2 for his first two years at Arkansas and #4 as a junior in 2024-25 ... Granted a medical redshirt for the 2022-23 season ... **Participated in the 2024 NBA Draft Combine**

• Became the 17th player in program history to reach 500+ points, 275+ rebounds and 75+ blocks as a Razorback ... Among those 17, he has the fewest career games played (66) and started (33).

2025-26 HIGHLIGHTS:

• **SOUTHERN:** Recorded his 11th career **double-double** with a then career-high 25 points and getting 11 rebounds ... Was a **career-best 8-of-10 at the free throw line** ... • **WINTHROP:** Scored 14 points, making 5-of-6 FG and 4-of-4 FT while adding a team-best eight rebounds ... **Blocked a season-high four shots ... all in the final 11 minutes - two were 3-point attempts** and one was a jumper at the free throw line ... The last one came with 42 seconds left and led to a Darius Acuff layup to cut the Hogs' deficit to one (83-82) ... Had an assist with 1:13 left to start Arkansas's final 5-0 run ... • **vs DUKE:** Recorded his **second double-double of the season and 12th for his career** with 11 points and 11 rebounds ... Made 2 3-pointers and a highlight-reel offensive rebound/dunk ... • **LOUISVILLE:** Led the team with 21 points (8-of-11 FG • 3-of-4 3PT) ... Had a blocked shot with 7:31 left that **COACH CALIPARI SAID "WON THE GAME"** ... Also, with 2:27 left and Arkansas leading by five, threw down an alley-opp dunk from Darius Acuff that set the stage for the win ... • **vs FRESNO ST:** **Tied his career high with four steals** and added six rebounds ... • **SEC PLAYER OF THE WEEK (12/15) vs TEXAS TECH:** Recorded a **double-double with 24 points and 10 rebounds** ... The 24 points were one shy of a career high and his **8 FG made (8-of-13) and 4 3-pointers made (4-of-5) tied career highs** ... Had a **blocked with Arkansas leading by six with 45 seconds left to help seal the win** ... Scored 18 points with eight rebounds in the second half to spur the come-from-behind win ... Was 6-of-9 from the field in the 2nd half, including 2-of-2 from 3PT, and was 4-of-4 at the line with eight of his 10 rebounds ... Specifically, with Arkansas down 5 (68-63 with 9:58 left), Brazile hit a 3-pointer with 9:11 left to cut the deficit to two, then with 8:21 left, drilled another 3-pointer to get the Hogs to within one ... Later, he made a jumper in the lane with 5:20 left to put Arkansas up one 78-77, a lead the Hogs would not relinquish and capped a 6-0 run with a highlight reel dunk ... Overall, Brazile's two 3-pointers started a 26-15 Razorback run to turn a five-point deficit into a six-point lead with 58 seconds left ... **Brazile scored 14 of the Hogs' 26 points in the run** ... After making two free throws to put Arkansas up six and, on the TTU ensuing possession, Brazile had his aforementioned blocked shot to seal the win ... • **QUEENS:** Scored a **career-high 26 points, making a career-high 9 FG (9-of-11) and a career-high 5 3PT (5-of-7)** ... Added **three assists, tying a career high**, and three steals ... Made his first 7 shots overall, including 5 3-pointers, and scored 18 first-half points ... • **JAMES MADISON:** Stuffed the stat sheet with seven rebounds, three assists, three blocked shots and two steals while being +27 in 26:43 played ... • **TENNESSEE:** Played one of his best all-around defensive games and tied for the team lead with seven rebounds ... Added seven points, two steals and a blocked shot ... • **at Ole Miss:** Scored a then SEC career-best 18 points (4-of-6 3PT) ... Hit 2 key 3's inside the final minute of the first half and two 3's late in the second half ... Tied for the team lead with six rebounds ... • **VANDERBILT:** Was praised by Coach Calipari for playing his best overall game ... Recorded his **fourth double-double with 10 points and 14 rebounds** ... The 14 tied his SEC career (also had 14 at Vandy last year) ... Had a **career-high five assists** and **tied his career-high with four steals** ... Added two blocked shots ... • **LSU:** Had seven points, a team-best seven rebounds and a team-best three steals ... Hit a "dagger 3" with 50 seconds left that essentially secured the win ... • **at Oklahoma:** Had another solid stat line and, **for the third time this season, blocked a shot that essentially won the game** ... Finished with seven points, seven rebounds, four assists and two blocked shots ... **With Arkansas up two, blocked at shot with 12 seconds left that helped secure the win** ... • **KENTUCKY:** Just missed a double-double with 16 points and a team-high eight rebounds while adding three blocked shots ... • **at Miss State:** Scored an **SEC career-high 19 points by making an SEC-high seven field goals** ... Had **four blocked shots, tying both a season high and an SEC career high** ... Added four assists and eight rebounds ... **For the first time in his career, played all 40 minutes in a regulation game** ... Had 13 first half points and three blocked shots ... In the second half, grabbed 5 of his 8 boards and dished out 3 of his 4 assists ... • **at LSU:** Talled his **fifth double-double** with 14 points and 12 rebounds ... Had 11 defensive boards ... **Tied his career high with four steals** ... Had a season and SEC career-high five blocked shots ...

CAREER DOUBLE-DOUBLES (15)

SOPHOMORE (at ARK)		(2)
11/07/22	NORTH DAKOTA STATE	21 pts 12 reb
11/16/22	SOUTH DAKOTA STATE	13 pts 10 reb
R-SOPHOMORE (at ARK)		(4)
11/22/23	vs Stanford	# 14 pts 17 reb
11/23/23	vs Memphis	# 13 pts 10 reb
11/29/23	DUKE	19 pts 11 reb
03/13/24	vs Vanderbilt (SEC)	13 pts 12 reb
JUNIOR (at ARK)		(4)
03/04/25	at Vanderbilt	# 16 pts 14 reb
03/08/25	MISSISSIPPI STATE	# 11 pts 11 reb
03/13/25	vs Ole Miss	# 15 pts 11 reb
03/20/25	vs Kansas	# 11 pts 12 reb
SENIOR (at ARK)		(5)
11/03/25	SOUTHERN	25 pts 11 reb
11/27/25	vs Duke	11 pts 11 reb
12/13/25	vs Texas Tech	24 pts 10 reb
01/20/26	VANDERBILT	10 pts 14 reb
02/10/26	at LSU	14 pts 12 reb
# - back-to-back games		



BRAZILE'S PERSONAL BESTS

POINTS	
Season: 26	vs Queens (12/16/25)
Career: 26	vs Queens (12/16/25)
SEC: 19	at Miss State (02/07/26)
FG MADE	
Season: 9	vs Queens (12/16/25)
Career: 9	vs Queens (12/16/25)
SEC: 7	at Miss State (02/07/26)
FG ATTEMPTED	
Season: 14 (2x)	LAST: vs Samford (11/14/25)
Career: 14 (4x)	LAST vs Samford (11/14/25)
SEC: 12 (2x)	LAST at Miss State (02/07/26)
3-POINT FG MADE	
Season: 5	vs Queens (12/16/25)
Career: 5	vs Queens (12/16/25)
SEC: 4	at Ole Miss (01/07/26)
3-PT FG ATTEMPTS	
Season: 7	vs Queens (12/16/25)
Career: 8	vs San Diego State (11/23/22)
SEC: 6	at Miss State (02/07/26)
FT MADE	
Season: 8	vs Southern (11/03/25)
Career: 8	vs Southern (11/03/25)
SEC: 6	vs Texas A&M (01/16/24)
FT ATTEMPTED	
Season: 10	vs Southern (11/03/25)
Career: 10	vs Southern (11/03/25)
SEC: 8	vs Texas A&M (01/16/24)
REBOUNDS	
Season: 14	vs Vanderbilt (01/20/26)
Career: 17	vs Stanford (11/22/23)
SEC: 14 (2x)	LAST vs Vanderbilt (01/20/26)
ASSISTS	
Season: 5	vs Vanderbilt (01/20/26)
Career: 5	vs Vanderbilt (01/20/26)
SEC: 5	vs Vanderbilt (01/20/26)
STEALS	
Season: 4 (3x)	LAST at LSU (02/10/26)
Career: 4 (4x)	LAST at LSU (02/10/26)
SEC: 4 (2x)	LAST at LSU (02/10/26)
BLOCKED SHOTS	
Season: 5	at LSU (02/10/26)
Career: 6	vs Illinois (12/22/21)
SEC: 5	at LSU (02/10/26)
MINUTES	
Season: 40:00	at Miss State (02/07/26)
Career: 45:52	vs Stanford (11/22/23)
SEC: 40:00	at Miss State (02/07/26)

TREVON BRAZILE 2025-26 GAME STATS

Opponent	Date	GS	Min	FG	FGA	Pct	3FG	3A	Pct	FT	FTA	Pct	O	D	Tot	Avg	PF	FO	A	TO	Blk	Stl	Pts	Avg	
SOUTHERN	11/03/25	*	28	8	14	.571	1	3	.333	8	10	.800	2	9	11	11.0	0	0	1	1	1	1	25	25.0	
at Michigan St.	11/08/25	*	15	1	5	.200	0	2	.000	1	2	.500	0	2	2	6.5	4	0	0	2	1	1	3	14.0	
CENTRAL ARKANSAS	11/11/25	DNP-Inj																							
SAMFORD	11/14/25		23	6	14	.429	1	5	.200	2	3	.667	1	6	7	6.7	2	0	0	1	1	0	15	14.3	
WINTHROP	11/18/25	*	35	5	6	.833	0	0	.000	4	4	1.000	1	7	8	7.0	1	0	2	1	4	1	14	14.3	
JACKSON ST.	11/21/25	*	20	2	4	.500	0	1	.000	4	4	1.000	1	6	7	7.0	0	0	1	0	2	1	8	13.0	
vs Duke	11/27/25	*	35	3	7	.429	2	5	.400	3	4	.750	3	8	11	7.7	2	0	2	2	1	2	11	12.7	
LOUISVILLE	12/03/25	*	31	8	11	.727	3	4	.750	2	3	.667	1	4	5	7.3	1	0	0	1	1	2	21	13.9	
vs Fresno St.	12/06/25	*	29	1	7	.143	0	2	.000	2	3	.667	1	5	6	7.1	1	0	1	0	1	4	4	12.6	
vs Texas Tech	12/13/25	*	32	8	13	.615	4	5	.800	4	4	1.000	3	7	10	7.4	3	0	0	2	2	0	24	13.9	
QUEENS (NC)	12/16/25	*	25	9	11	.818	5	7	.714	3	4	.750	1	3	4	7.1	2	0	3	3	0	3	26	15.1	
vs Houston	12/20/25	*	22	1	3	.333	0	1	.000	3	4	.750	2	4	6	7.0	2	0	0	1	1	0	5	14.2	
JAMES MADISON	12/29/25	*	27	3	6	.500	0	2	.000	2	2	1.000	1	6	7	7.0	2	0	3	1	3	2	8	13.7	
TENNESSEE	01/03/26	*	38	3	10	.300	0	5	.000	1	2	.500	2	5	7	7.0	1	0	0	2	1	2	7	13.2	
at Ole Miss	01/07/26	*	31	5	6	.833	4	5	.800	4	7	.571	1	5	6	6.9	3	0	1	0	0	1	18	13.5	
at Auburn	01/10/26	*	27	5	9	.556	1	3	.333	1	1	1.000	2	3	5	6.8	2	0	1	1	0	1	12	13.4	
SOUTH CAROLINA	01/14/26	*	32	5	8	.625	1	3	.333	2	3	.667	1	4	5	6.7	0	0	2	0	0	2	13	13.4	
at Georgia	01/17/26	*	25	4	7	.571	0	1	.000	0	2	.000	0	2	2	6.4	0	0	0	1	1	2	8	13.1	
VANDERBILT	01/20/26	*	32	4	7	.571	0	1	.000	2	2	1.000	1	13	14	6.8	2	0	5	2	2	4	10	12.9	
LSU	01/24/26	*	28	3	6	.500	1	2	.500	0	1	.000	1	6	7	6.8	3	0	1	2	0	3	7	12.6	
at Oklahoma	01/27/26	*	34	3	6	.500	0	1	.000	0	0	.000	0	7	7	6.9	1	0	4	2	2	0	6	12.3	
KENTUCKY	01/31/26	*	38	5	10	.500	2	6	.333	4	6	.667	2	6	8	6.9	5	1	2	0	3	0	16	12.4	
at Mississippi St.	02/07/26	*	40	7	12	.583	2	6	.333	3	5	.600	1	7	8	7.0	1	0	4	0	4	1	19	12.7	
at LSU	02/10/26	*	37	4	8	.500	1	4	.250	5	6	.833	1	11	12	7.2	4	0	1	1	5	4	14	12.8	
Totals			22	684	103	190	.542	28	74	.378	60	82	.732	29	136	165	7.2	42	1	34	26	36	37	294	12.8

TREVON BRAZILE CAREER STATISTICS

Year	GP	GS	Min	Avg	FG	FGA	Pct	3FG	3FGA	Pct	FT	FTA	Pct	Off	Def	Tot	Avg	PF	FO	Ast	TO	Blk	Stl	Pts	Avg
2021-22 (MIZZOU)	24	22	507	21.1	57	105	.543	10	31	.323	27	46	.587	28	92	120	5.0	30	0	18	27	46	10	151	6.3
2022-23 (ARK)	* 9	0	243	27.0	37	77	.481	11	29	.379	21	31	.677	9	45	54	6.0	23	1	9	20	11	9	106	11.8
2023-24 (ARK)	26	23	665	25.6	79	162	.488	24	68	.353	41	59	.695	44	109	153	5.9	61	3	12	39	32	17	223	8.6
2024-25 (ARK)	34	13	708	20.8	90	150	.600	24	66	.364	27	51	.529	51	133	184	5.4	75	1	24	35	38	26	231	6.8
2025-26 (ARK)	23	22	684	29.7	103	190	.542	28	74	.378	60	82	.732	29	136	165	7.2	42	1	34	26	36	37	294	12.8
TOTAL	116	80	2807	24.2	366	684	.535	97	268	.362	176	269	.654	161	515	676	5.8	231	6	97	147	163	90	1005	8.7

* - Received a medical redshirt

11 KARTER KNOX

6-6, 220, W, So. // Tampa, Fla. // Overtime Elite - RWE



Major: Communications ... Born May 16, 2005 in Tampa ... Son of Kevin and Michelle Knox ... Siblings are Kevin, Kobe and Ashley ... His father played WR at Florida State and the Arizona Cardinals ... Oldest brother, Kevin II, was the ninth pick of the 2018 draft and played for Calipari at Kentucky where he was the 2018 SEC Freshman of the Year ... Older brother, Kobe, played basketball at South Florida and now plays at South Carolina ... Younger sister, Ashley, plays basketball.

» Participated in 2025 NBA Draft Combine

» Participated in 2025 Chris Paul and Jayson Tatum High School and College Elite Camps

» Voted 2025-26 Preseason All-SEC by the league's media

• The 9th player in program history to reach 300+ points, 100+ rebounds, 30+ assists, 20+ steals and 10+ blocks as a freshman (HogStats).

• Named preseason All-SEC third team by the league's media AND coaches

• Missed the season opener due to injury ... Had a hip pointer during the Auburn game and came off the bench the next two games (South Carolina and at Georgia) ... Missed the Mississippi State game due to swelling in the knee

2025-26 HIGHLIGHTS:

• **UCA:** Record his **first career double-double with 19 points and a career-high 10 rebounds** ... Was 4-of-6 from deep, tying a career-high for makes ... Made his first four 3-pointers and was 5-of-5 at the line.

• **JSU:** Record his **second career double-double with 17 points and a 10 rebounds** to tie his career high ... Had 8 and 7 in the first half ... Was 2-of-3 from 3-point and 6-of-7 at the line while adding two steals.

• **vs FRESNO ST:** Scored 11 points - 9 in the second half ... with three assists ... During the 22-6 run to start the second half, Knox drained three 3-pointers and dished out two assists.

• **vs TEXAS TECH:** Had a breakthrough game, scoring 20 points - one shy of his career high - by going 8-of-11 from the field (3-of-4 3PT) ... Added six rebounds and two steals.

• **TENNESSEE:** Tied for the team lead with seven rebounds ... Added 11 points ... Had nine of his points and six of his rebounds in the second half ... Had a key 3-pointer with 3:00 left as the shot clock was expiring.

• **at Ole Miss:** Tied for the team lead with six rebounds, all coming in the second half.

• **SOUTH CAROLINA:** Faced off against his brother Kobe for the first time ... In limited minutes due to injury suffered at Auburn, was 4-of-9 from the field with four rebounds and a blocked shots (tying his season high and SEC career high) in 17:18.

• **at Georgia:** One of the few games in his career that Knox had at least five rebounds in a Razorback loss ... Finished with seven boards and eight points.

• **VANDERBILT:** Scored 16 points, one shy of his SEC career best, on 6-of-9 shooting.

• **at Oklahoma:** Had a quiet 11 points, going 4-of-4 from 3-point range (1-of-4 from 3PT).

CAREER DOUBLE-DOUBLES (2)

SOPH		(1)
11/11/25	CENTRAL ARKANSAS	19 pts 10 reb
11.21.25	JACKSON STATE	17 pts 10 reb



KNOX'S PERSONAL BESTS

POINTS

Season: 20 vs Texas Tech (12/13/25)

Career: 21 vs UMES (11/25/24)

SEC: 17 at Texas A&M (02/15/25)

FG MADE

Season: 8 vs Texas Tech (12/13/25)

Career: 9 vs UMES (11/25/24)

SEC: 7 at Texas A&M (02/15/25)

FG ATTEMPTED

Season: 11 vs Texas Tech (12/13/25)

Career: 14 vs UMES (11/25/24)

SEC: 9 (2x) LAST vs Vanderbilt (01/20/26)

3-POINT FG MADE

Season: 4 vs UCA (11/11/25)

Career: 4 (2x) LAST vs UCA (11/11/25)

SEC: 3 at Texas A&M (02/15/25)

3-PT FG ATTEMPTS

Season: 6 vs UCA (11/11/25)

Career: 8 vs UMES (11/25/24)

SEC: 5 (3x) LAST vs Vanderbilt (01/20/26)

FT MADE

Season: 5 (2x) LAST vs Jackson St (11/21/25)

Career: 11 vs Georgia (01/22/25)

SEC: 11 vs Georgia (01/22/25)

FT ATTEMPTED

Season: 7 vs Jackson St (11/21/25)

Career: 13 vs Georgia (01/22/25)

SEC: 13 vs Georgia (01/22/25)

REBOUNDS

Season: 10 (2x) LAST vs Jackson St (11/21/25)

Career: 10 (2x) LAST vs Jackson St (11/21/25)

SEC: 8 vs LSU (02/12/25)

ASSISTS

Season: 5 at Michigan State (11/08/25)

Career: 5 at South Carolina (03/01/25)

SEC: 5 at South Carolina (03/01/25)

STEALS

Season: 2 (2x) LAST vs Texas Tech (12/13/25)

Career: 2 (5x) LAST vs Texas Tech (12/13/25)

SEC: 2 (3x) LAST at Auburn (02/19/25)

BLOCKED SHOTS

Season: 2 (2x) LAST vs South Carolina (01/14/26)

Career: 4 vs St. John's (03/22/25)

SEC: 2 (2x) LAST vs South Caro (01/14/26)

MINUTES

Season: 35:00 vs Texas Tech (12/13/25)

Career: 36:13 vs Missouri (02/22/25)

SEC: 36:13 vs Missouri (02/22/25)

KARTER KNOX 2025-26 GAME STATS

Opponent	Date	GS	Min	FG	FGA	Pct	3FG	3A	Pct	FT	FTA	Pct	O	D	Tot	Avg	PF	FO	A	TO	Blk	Stl	Pts	Avg	
SOUTHERN	11/03/25	DNP-Inj																							
at Michigan St.	11/08/25		19	0	1	.000	0	1	.000	0	0	.000	0	4	4	4.0	2	0	4	4	0	1	0	0.0	
CENTRAL ARKANSAS	11/11/25	*	24	5	8	.625	4	6	.667	5	5	1.000	3	7	10	7.0	4	0	1	2	1	1	19	9.5	
SAMFORD	11/14/25	*	28	2	5	.400	0	1	.000	0	0	.000	1	5	6	6.7	1	0	2	2	0	0	4	7.7	
WINTHROP	11/18/25	*	24	3	7	.429	1	2	.500	2	2	1.000	1	2	3	5.8	2	0	1	2	0	1	9	8.0	
JACKSON ST.	11/21/25	*	18	5	10	.500	2	3	.667	5	7	.714	1	9	10	6.6	2	0	1	1	0	2	17	9.8	
vs Duke	11/27/25	*	23	1	4	.250	0	2	.000	0	0	.000	1	1	2	5.8	3	0	0	1	0	1	2	8.5	
LOUISVILLE	12/03/25	*	21	2	9	.222	1	2	.500	0	0	.000	2	3	5	5.7	2	0	0	0	1	1	5	8.0	
vs Fresno St.	12/06/25	*	24	4	9	.444	3	5	.600	0	0	.000	1	3	4	5.5	2	0	3	2	1	1	11	8.4	
vs Texas Tech	12/13/25	*	35	8	11	.727	3	4	.750	1	3	.333	2	4	6	5.6	2	0	1	0	2	2	20	9.7	
QUEENS (NC)	12/16/25	*	23	3	5	.600	1	3	.333	4	4	1.000	1	4	5	5.5	2	0	3	1	1	1	11	9.8	
vs Houston	12/20/25	*	28	1	6	.167	1	5	.200	0	0	.000	0	2	2	5.2	2	0	1	1	0	0	3	9.2	
JAMES MADISON	12/29/25	*	18	3	7	.429	1	2	.500	0	0	.000	1	3	4	5.1	1	0	1	0	0	0	7	9.0	
TENNESSEE	01/03/26	*	27	3	8	.375	1	5	.200	4	5	.800	4	3	7	5.2	2	0	0	1	1	1	11	9.2	
at Ole Miss	01/07/26	*	30	4	8	.500	2	5	.400	0	0	.000	2	4	6	5.3	3	0	2	2	1	1	10	9.2	
at Auburn	01/10/26	*	7	0	1	.000	0	0	.000	0	0	.000	0	1	1	5.0	0	0	0	0	0	0	0	8.6	
SOUTH CAROLINA	01/14/26		17	4	9	.444	0	3	.000	0	1	.000	0	4	4	4.9	2	0	0	0	2	1	8	8.6	
at Georgia	01/17/26		20	3	6	.500	2	4	.500	0	0	.000	2	5	7	5.1	3	0	0	2	1	0	8	8.5	
VANDERBILT	01/20/26	*	29	6	9	.667	2	5	.400	2	2	1.000	1	3	4	5.0	1	0	2	0	0	0	16	8.9	
LSU	01/24/26	*	24	2	5	.400	1	4	.250	0	2	.000	4	1	5	5.0	3	0	2	1	0	0	5	8.7	
at Oklahoma	01/27/26	*	25	5	8	.625	1	4	.250	0	0	.000	1	1	2	4.9	2	0	0	0	1	1	11	8.9	
KENTUCKY	01/31/26	*	15	0	1	.000	0	1	.000	0	0	.000	0	1	1	4.7	2	0	0	0	0	0	0	8.4	
at Mississippi St.	02/07/26	DNP-Inj																							
at LSU	02/10/26	DNP-Inj																							
Totals			18	479	64	137	.467	26	67	.388	23	31	.742	28	70	98	4.7	43	0	24	22	12	15	177	8.4

KARTER KNOX CAREER STATISTICS

Year	GP	GS	Min	Avg	FG	FGA	Pct	3FG	3FGA	Pct	FT	FTA	Pct	Off	Def	Tot	Avg	PF	FO	Ast	TO	Blk	Stl	Pts	Avg
2024-25	36	24	861	23.9	96	208	.462	35	100	.350	73	91	.802	24	95	119	3.3	68	0	37	41	17	21	300	8.3
2025-26	21	18	479	22.8	64	137	.467	26	67	.388	23	31	.742	28	70	98	4.7	43	0	24	22	12	15	177	8.4
TOTAL	57	42	1340	23.5	160	345	.464	61	167	.365	96	122	.787	52	165	217	3.8	111	0	61	63	29	36	477	8.4

12 MALIQUE EWIN

6-10, 240, Sr., F || Lawrenceville, Ga. || Berkmar HS || Florida State



Pronounced: You-In ... Major: Sociology ... Born May 13, 2003, in Fort Lauderdale, Fla. ... Son of Natasha Lewis and Denver Flex Ewin ... Is the third youngest of eight siblings – two sisters (Brittney and Breanna Lewis) and four brothers (Matthew Lewis, Denver Ewin, Tracy Lewis and Jahari Johnson) ... Earned an Associates of Arts Degree in General Studies from South Plains Community College in May 2024.

• Played at Florida State last season (2024-25), played one season at South Plains (Texas) CC (2023-24), and played one season at Ole Miss (2022-23).

• **LAST YEAR at FSU:** Led the ACC and ranked 17th nationally by shooting 59.6% from the field and led the Seminoles by averaging 7.6 rebounds ... Ranked third in the ACC (45th nationally) in offensive rebounding (3.07) ... Ranked second on the team by averaging 14.2 points ... Scored in double figures 23 times, including a streak of 17 straight ... Led his team in rebounding 17 times.

• **Made his first 15 free throw attempts of the season, had a streak of 10 straight and 11 straight**

• **at LSU (2/10): left the game at 4:53 in the second half after getting hit and cutting his forehead ... He did not return and had four stitches to close the wound.**

2025-26 HIGHLIGHTS:

• **JSU:** Scored a **season-high 21 points** – his fifth career 20-point game – with three assists and two steals ... Scored 17 in the second half ... **Made his first career 3-pointer** (on just his second career attempt from deep) ... Was 8-of-9 from the field – with five dunks – and 4-of-4 from the line.

• **LOUISVILLE:** Had an impressive game in the win over Louisville, scoring 12 points and grabbing nine rebounds ... Was 3-of-4 from the field and 6-of-8 at the line ... Pulled down seven offensive rebounds, his 3rd-best effort on the offensive end for his career ... Inside the last three minutes (with Arkansas up 6), Ewin had two offensive rebounds and was 4-of-6 of the line.

• **vs TEXAS TECH:** Turned in a solid game with nine points (4-of-5 FG) with six rebounds ... Kept Arkansas in the game in the first half, scoring seven points (3-of-3 FG) with five rebounds, an assist and a blocked shot.

• **vs HOUSTON:** Scored 20 points on 5-of-9 shooting from the field .. Drew 11 fouls and **tied his career high by making 10 FT and set a career-high by attempting 17** ... Led the team with nine rebounds and added two blocked shots.

• **JAMES MADISON:** Led the team with **nine rebounds, marking the third-straight game with nine boards** ... Added 11 points, two blocked shots and **tied his career-high with three steals**.

• **TENNESSEE:** Was 8-of-8 at the line, scoring 12 points for the game ... Added six boards and had a **season-high four blocked shots** ... Had 10 of his 12 points, 5 of his 6 rebounds and all four blocked shots in the second half.

• **at Ole Miss:** Only played 15:09 with five points and two rebounds but was a team-best +21.

• **at Auburn:** Record his **first double-double as a Razorback** with 13 points and a **season-high 12 rebounds** ... Improved to 2-of-2 from 3-point range making his only attempt ... Once again led the team in plus/minus at -3 in the 22-point loss.

• **SOUTH CAROLINA:** Scored an SEC-high 18 points in 14:37 played, going 8-of-10 from the field and 2-of-2 at the line.

• **at Georgia:** Scored 12 points, going 4-of-4 at the line, with seven rebounds.

• **VANDERBILT:** Scored an efficient 16 points thanks to four dunks (5-of-6 FG and 6-of-8 FT)

• **at Oklahoma:** Was perfect in scoring 12 points, going 5-of-5 from the field and 2-of-2 at the line.

MALIQUE EWIN 2025-26 GAME STATS																								
Opponent	Date	GS	Min	FG	FGA	Pct	3FG	3A	Pct	FT	FTA	Pct	O	D	Tot	Avg	PF	FO	A	TO	Blk	Stl	Pts	Avg
SOUTHERN	11/03/25	17	2	3	.667	0	0	.000	2	2	1.000	3	1	4	4.0	2	0	0	0	0	1	6	6.0	
at Michigan St.	11/08/25	16	2	3	.667	0	0	.000	0	0	.000	2	0	2	3.0	2	0	0	1	1	1	4	5.0	
CENTRAL ARKANSAS	11/11/25	23	4	5	.800	0	0	.000	2	2	1.000	0	5	5	3.7	3	0	0	1	0	1	10	6.7	
SAMFORD	11/14/25	7	1	3	.333	0	0	.000	0	0	.000	0	0	0	2.8	2	0	0	1	1	0	2	5.5	
WINTHROP	11/18/25	*	7	1	2	.500	0	0	.000	0	0	.000	2	1	3	2.8	1	0	0	1	1	0	2	4.8
JACKSON ST.	11/21/25	14	8	9	.889	1	1	1.000	4	4	1.000	1	2	3	2.8	2	0	3	1	1	2	21	7.5	
vs Duke	11/27/25	20	3	7	.429	0	0	.000	1	1	1.000	2	1	3	2.9	3	0	1	1	0	0	7	7.4	
LOUISVILLE	12/03/25	17	3	4	.750	0	0	.000	6	8	.750	7	2	9	3.6	1	0	1	0	0	1	12	8.0	
vs Fresno St.	12/06/25	17	4	6	.667	0	0	.000	1	2	.500	3	2	5	3.8	3	0	0	0	2	0	9	8.1	
vs Texas Tech	12/13/25	18	4	5	.800	0	0	.000	1	2	.500	4	2	6	4.0	2	0	1	1	1	0	9	8.2	
QUEENS (NC)	12/16/25	9	0	1	.000	0	0	.000	0	0	.000	1	1	2	3.8	0	0	1	2	0	0	0	7.5	
vs Houston	12/20/25	28	5	9	.556	0	0	.000	10	17	.588	3	6	9	4.3	2	0	1	2	2	0	20	8.5	
JAMES MADISON	12/29/25	19	3	5	.600	0	0	.000	5	8	.625	3	6	9	4.6	2	0	1	1	2	3	11	8.7	
TENNESSEE	01/03/26	27	2	4	.500	0	0	.000	8	8	1.000	3	3	6	4.7	3	0	0	4	4	1	12	8.9	
at Ole Miss	01/07/26	15	2	3	.667	0	0	.000	1	4	.250	1	1	2	4.5	1	0	0	1	0	0	5	8.7	
at Auburn	01/10/26	25	3	8	.375	1	1	1.000	6	9	.667	4	8	12	5.0	2	0	1	0	2	0	13	8.9	
SOUTH CAROLINA	01/14/26	15	8	10	.800	0	0	.000	2	2	1.000	3	1	4	4.9	2	0	1	2	1	1	18	9.5	
at Georgia	01/17/26	20	4	9	.444	0	0	.000	4	4	1.000	5	2	7	5.1	5	1	2	2	1	1	12	9.6	
VANDERBILT	01/20/26	23	5	6	.833	0	0	.000	6	8	.750	2	2	4	5.0	3	0	1	1	1	0	16	9.9	
LSU	01/24/26	17	2	7	.286	0	1	.000	2	4	.500	1	4	5	5.0	0	0	1	2	1	1	6	9.8	
at Oklahoma	01/27/26	19	5	5	1.000	0	0	.000	2	2	1.000	2	2	4	5.0	2	0	1	2	0	0	12	9.9	
KENTUCKY	01/31/26	25	4	8	.500	0	0	.000	3	6	.500	1	4	5	5.0	3	0	2	0	0	1	11	9.9	
at Mississippi St.	02/07/26	14	1	2	.500	0	0	.000	0	0	.000	1	1	2	4.8	1	0	1	1	1	2	2	9.6	
at LSU	02/10/26	17	3	4	.750	0	0	.000	0	0	.000	2	4	6	4.9	3	0	1	1	1	0	6	9.4	
Totals		1	429	79	128	.617	2	3	.667	66	93	.710	56	61	117	4.9	50	1	20	28	23	16	226	9.4

MALIQUE EWIN CAREER DIVISION I STATISTICS																									
Year	GP	GS	Min	Avg	FG	FGA	Pct	3FG	3FGA	Pct	FT	FTA	Pct	Off	Def	Tot	Avg	PF	FO	Ast	TO	Blk	Stl	Pts	Avg
2022-23 (OM)	14	0	86	6.1	8	14	.571	0	0	.000	4	5	.800	3	13	16	1.1	5	0	5	7	8	1	20	1.4
2024-25 (FSU)	30	30	785	26.2	174	292	.596	0	1	.000	79	121	.653	92	137	229	7.6	86	2	52	58	24	26	427	14.2
2025-26 (ARK)	24	1	429	17.9	79	128	.617	2	3	.667	66	93	.710	56	61	117	4.9	50	1	20	28	23	16	226	9.4
TOTAL	68	31	1300	19.1	261	434	.601	2	4	.500	149	219	.680	151	211	362	5.3	141	3	77	93	55	43	673	9.9

NOTE: Played his sophomore season (2023-24) at South Plains CC



EWIN'S PERSONAL BESTS

POINTS

Season: 21 vs Jackson State (11/21/25)

Career: 26 vs SMU (03/08/25)

SEC: 18 vs South Carolina (01/14/26)

FG MADE

Season: 8 (2x) LAST: vs South Carolina (01/14/26)

Career: 11 at NC State (01/27/24)

SEC: 8 vs South Carolina (01/14/26)

FG ATTEMPTED

Season: 10 vs South Carolina (01/14/26)

Career: 15 at Cal (01/22/25)

SEC: 10 vs South Carolina (01/14/26)

3-POINT FG MADE

Season: 1 (2x) LAST at Auburn (01/10/26)

Career: 1 (2x) LAST at Auburn (01/10/26)

SEC: 1 at Auburn (01/10/26)

3-PT FG ATTEMPTS

Season: 1 (2x) LAST at Auburn (01/10/26)

Career: 1 (3x) LAST at Auburn (01/10/26)

SEC: 1 at Auburn (01/10/26)

FT MADE

Season: 10 LAST vs Houston (12/20/25)

Career: 10 (2x) LAST vs Houston (12/20/25)

SEC: 8 vs Tennessee (01/03/26)

FT ATTEMPTED

Season: 17 vs Houston (12/20/25)

Career: 17 vs Houston (12/20/25)

SEC: 8 (2x) LAST vs Vanderbilt (01/20/26)

REBOUNDS

Season: 12 at Auburn (01/10/26)

Career: 17 at LSU (12/03/24)

SEC: 12 at Auburn (01/10/26)

ASSISTS

Season: 3 vs Jackson State (11/21/25)

Career: 4 (2x) LAST vs Georgia Tech (01/18/25)

SEC: 1 (2x) LAST vs South Carolina (01/14/26)

STEALS

Season: 3 vs James Madison (12/29/25)

Career: 3 (4x) LAST: vs JMU (12/29/25)

SEC: 1 (2x) LAST vs LSU (01/24/26)

BLOCKED SHOTS

Season: 5 vs Tennessee (01/03/26)

Career: 5 vs UCF (12/14/22)

SEC: 4 vs Tennessee (01/03/26)

MINUTES

Season: 27:57 vs Houston (12/20/25)

Career: 36:34 at Wake Forest (02/12/25)

SEC: 27:05 vs Tennessee (01/03/26)

21 D.J. WAGNER

6-4, 190, Jr., G || Camden N.J. || Camden HS || Kentucky



Major: Communications ... Born May 4, 2005 in Camden, N.J. ... Son of Syreeta Brittingham and Dajuan Wagner, who played basketball at Memphis for John Calipari and was drafted sixth overall by the Cleveland Cavaliers in 2002 ... Grandfather is Milt Wagner who won a national championship at Louisville in 1986 (with Kenny Payne) and was a second round pick by the Dallas Mavericks in 1986 ... Siblings are Dayonni Wagner and former Kentucky/Arkansas teammate Kareem Watkins.

• **LAST YEAR:** The only Razorback to start all 36 games and just 1 of 3 to play all 36 games ... Averaged 11.2 points, 2.7 rebounds and 3.64 assists ... Led the team with 131 total assists, led the team in assists 16 times and had at least three assists 26 times (including 13 times with 5-plus assists) ... Scored in double figures 22 times ... Ranked 2nd in the SEC in minutes (34:32) ... Led Arkansas' late-season run to the Sweet 16 ... In those final 18 games, averaged: 34.9 min • 12.2 pts • 4.6 assists • 50-60 FT (83.3%).

- **Named preseason All-SEC third team by the league's media AND coaches**
- **Injured his ankle in the first half of the Kentucky game but played through it ... Missed the Mississippi State game**

2025-26 HIGHLIGHTS:

- **SOUTHERN:** Tied for the team lead with seven assists.
- **at MICHIGAN STATE:** Scored 13 points and led the team with three steals.
- **SAMFORD:** Scored 10 points, including two free throws with 40 seconds left to secure the win.
- **JSU:** Stuffed the stat sheet with a **season-high 16 points while tying season highs with seven assists and three steals** ... Was a team-best +50 in the 64-point win ... Was 6-of-6 from the field (2-of-2 from 3PT) and 2-of-2 at the line.
- **vs FRESNO STATE:** Scored 12 points, missed his first missed his first four 3-point attempts but was 2-of-3 from deep to finish the game.
- **QUEENS:** Was very efficient in scoring 10 points (3-of-4 FG 1-of-1 3PT • 3-of-4 FT) ... Added three assists and two steals ... Led the team with a +24 in his 23:37 played.
- **vs HOUSTON:** Scored 10 points, going 2-of-6 from 3-point range.
- **JAMES MADISON:** Scored 14 points, going 4-of-5 from 3-point range ... **The 4 triples tied his career high** ... Added four steals with zero turnovers.
- **SOUTH CAROLINA:** Scored 12 points, all in the second half, as the Hogs scored 28 points in the period.
- **VANDERBILT:** After starting the first 54 games of his Razorback career, came off the bench and responded with 11 points (5-of-8 FG) and three assists with zero turnovers.



WAGNER'S PERSONAL BESTS

POINTS

Season: 16 vs Jackson State (11/21/25)
Career: 28 vs Marshall (11/24/23)
SEC: 24 vs Mississippi State (03/08/25)

FG MADE

Season: 6 vs Jackson State (11/21/25)
Career: 10 vs Marshall (11/24/23)
SEC: 8 vs Georgia (01/20/24)

FG ATTEMPTED

Season: 10 vs Houston (12/20/25)
Career: 15 at Texas A&M (01/13/24)
SEC: 15 at Texas A&M (01/13/24)

3-POINT FG MADE

Season: 4 vs James Madison (12/29/25)
Career: 4 (2x) LAST vs JMU (12/29/25)
SEC: 4 vs Arkansas (03/02/24)

3-PT FG ATTEMPTS

Season: 8 vs Fresno St (12/06/25)
Career: 8 (2x) LAST vs Fresno St (12/06/25)
SEC: 5 (3x) LAST vs Ole Miss (01/08/25)

FT MADE

Season: 3 (3x) LAST vs Queens (12/13/25)
Career: 8 vs Missouri (02/22/25)
SEC: 8 vs Missouri (02/22/25)

FT ATTEMPTED

Season: 4 (3x) LAST vs Queens (12/13/25)
Career: 10 vs Missouri (02/22/25)
SEC: 10 vs Missouri (02/22/25)

REBOUNDS

Season: 4 vs Southern (11/03/25)
Career: 6 (3x) LAST vs UTSA (12/07/24)
SEC: 4 (3x) LAST vs Oklahoma (01/25/25)

ASSISTS

Season: 7 (2x) LAST vs Jackson State (11/21/25)
Career: 10 vs Georgia (01/20/24)
SEC: 10 vs Georgia (01/20/24)

STEALS

Season: 3 (2x) LAST vs Jackson State (11/21/25)
Career: 4 vs Troy (1/13/24)
SEC: 3 at South Carolina (01/23/24)

BLOCKED SHOTS

Season: 2 (2x) LAST vs Tennessee (01/03/26)
Career: 2 (3x) LAST vs South Caro (01/14/26)
SEC: 1 vs Tennessee (01/03/26)

MINUTES

Season: 34:45 vs Houston (12/20/25)
Career: 40:00 vs Kansas (03/20/25)
SEC: 38:51 vs Texas (02/26/25)

D.J. WAGNER 2025-26 GAME STATS

Opponent	Date	GS	Min	FG	FGA	Pct	3FG	3A	Pct	FT	FTA	Pct	O	D	Tot	Avg	PF	FO	A	TO	Blk	Stl	Pts	Avg	
SOUTHERN	11/03/25	*	32	3	11	.273	2	7	.286	0	0	.000	0	4	4	4.0	3	0	7	2	1	2	8	8.0	
at Michigan St.	11/08/25	*	31	4	6	.667	2	4	.500	3	4	.750	0	2	2	3.0	2	0	3	1	0	3	13	10.5	
CENTRAL ARKANSAS	11/11/25	*	30	2	7	.286	1	4	.250	2	2	1.000	0	3	3	3.0	1	0	4	1	0	1	7	9.3	
SAMFORD	11/14/25	*	28	3	5	.600	1	2	.500	3	4	.750	0	3	3	3.0	1	0	2	0	0	1	10	9.5	
WINTHROP	11/18/25	*	19	0	5	.000	0	2	.000	2	2	1.000	0	1	1	2.6	1	0	1	0	1	1	2	8.0	
JACKSON ST.	11/21/25	*	28	6	6	1.000	2	2	1.000	2	2	1.000	0	0	0	2.2	0	0	7	1	2	3	16	9.3	
vs Duke	11/27/25	*	16	1	5	.200	0	3	.000	1	1	1.000	0	1	1	2.0	0	0	3	0	0	1	3	8.4	
LOUISVILLE	12/03/25	*	19	2	8	.250	1	3	.333	0	2	.000	0	1	1	1.9	1	0	0	1	0	1	5	8.0	
vs Fresno St.	12/06/25	*	30	4	10	.400	2	8	.250	2	2	1.000	0	0	0	1.7	2	0	0	2	1	0	12	8.4	
vs Texas Tech	12/13/25	*	28	2	5	.400	0	1	.000	0	0	.000	0	0	0	1.5	2	0	1	1	0	1	4	8.0	
QUEENS (NC)	12/16/25	*	24	3	4	.750	1	1	1.000	3	4	.750	0	0	0	1.4	3	0	3	0	0	2	10	8.2	
vs Houston	12/20/25	*	35	4	10	.400	3	6	.500	0	0	.000	0	1	1	1.3	4	0	2	1	0	0	11	8.4	
JAMES MADISON	12/29/25	*	26	4	8	.500	4	5	.800	2	4	.500	0	0	0	1.2	1	0	4	0	0	0	14	8.8	
TENNESSEE	01/03/26	*	14	0	3	.000	0	1	.000	2	2	1.000	0	2	2	1.3	0	0	2	1	2	0	2	8.4	
at Ole Miss	01/07/26	*	21	1	5	.200	0	3	.000	1	1	1.000	0	2	2	1.3	1	0	4	1	0	0	3	8.0	
at Auburn	01/10/26	*	29	1	5	.200	1	4	.250	1	2	.500	0	2	2	1.4	1	0	2	1	0	2	4	7.8	
SOUTH CAROLINA	01/14/26	*	21	5	8	.625	1	2	.500	1	1	1.000	0	1	1	1.4	3	0	2	0	0	1	12	8.0	
at Georgia	01/17/26	*	21	1	5	.200	0	2	.000	2	2	1.000	0	0	0	1.3	3	0	1	1	1	2	4	7.8	
VANDERBILT	01/20/26	*	16	5	8	.625	1	3	.333	0	0	.000	0	1	1	1.3	1	0	3	0	0	0	11	7.9	
LSU	01/24/26	*	20	2	4	.500	2	4	.500	1	2	.500	0	0	0	1.2	4	0	2	0	0	1	7	7.9	
at Oklahoma	01/27/26	*	14	0	2	.000	0	2	.000	0	0	.000	0	3	3	1.3	1	0	0	1	0	0	0	7.5	
KENTUCKY	01/31/26	*	15	2	4	.500	0	1	.000	0	0	.000	0	0	0	1.2	1	0	1	0	0	0	4	7.4	
at Mississippi St.	02/07/26	DNP-Inj																							
at LSU	02/10/26	DNP-Inj																							
Totals			18	517	55	134	.410	24	70	.343	28	37	.757	0	27	27	1.2	36	0	54	15	8	22	162	7.4

D.J. WAGNER CAREER STATISTICS

Year	GP	GS	Min	Avg	FG	FGA	Pct	3FG	3FGA	Pct	FT	FTA	Pct	Off	Def	Tot	Avg	PF	FO	Ast	TO	Blk	Stl	Pts	Avg
2023-24 (UK)	29	28	748	25.8	105	259	.405	28	96	.292	49	64	.766	5	49	54	1.7	45	1	96	43	5	24	287	9.9
2024-25 (ARK)	36	36	1245	34.6	147	367	.401	41	135	.304	67	82	.817	11	86	97	2.7	51	0	131	80	2	35	402	11.2
2025-26 (ARK)	22	18	517	23.5	55	134	.410	24	70	.343	28	37	.757	0	27	27	1.2	36	0	54	15	8	22	162	7.4
TOTAL	87	82	2510	28.9	307	760	.404	93	274	.339	144	183	.787	16	162	178	2.0	132	1	281	138	15	81	851	9.8

23 NICK PRINGLE

6-10, 230, Grad. Sr., F // Seabrook, S.C. // Whale Branch HS // South Carolina



@iNickPringle

@inickpringle

Graduated from Alabama in 2024 with a degree in Communication Studies and is pursuing a second undergraduate degree in Arts & Sciences ... Born Sept. 16, 2001, in Seabrook, S.C. ... Son of Kwajalean Pringle ... Brother, Trey Pringle ... Cousin Dee Delaney plays for the Buffalo Bills, cousin Dee Hazel plays football at Chowan, cousin KJ Chisholm plays football at Jackson State and cousin Amori Pringle owns a clothing brand.

Played at South Carolina in 2024-25 ... Spent two seasons at Alabama (2022-23 and 2023-24), one season at Dodge City CC (2021-22) and one season at Wofford (2020-21) ... Was part of Alabama's 2024 NCAA Final Four team, averaging 6.2 rebounds per game throughout the Crimson Tide's run in the NCAA Tournament.

• LAST 6 GAMES: is 15-of-16 (93.7%) from the field with 11 dunks.

- His 11 rebounds at Miss State marked his 13th time to grab double-digit rebounds

2025-26 HIGHLIGHTS:

- at MICHIGAN STATE: Led the team with seven rebounds, including four offensive, and led the team with **three blocked shots, tying his career high.**
- UCA: Just missed a double-double with 9 points and 8 rebounds, going 3-of-3 from the field and 3-of-4 at the line.
- WINTHROP: Scored 13 points - including four of the Hg's final six - and grabbed seven rebounds ... Was 5-of-5 from the field and 3-of-4 from the line ... Down five, he scored off a Trevon Brazile assist ... Then, with 11.9 seconds left, he scored a fastbreak layup that was the game-winner.
- vs FRESNO ST: Led the team with seven rebounds.
- QUEENS: Led the team with seven rebounds and scored a season-high 15 points (5-of-6 FG • 4-of-4 FT).
- SOUTH CAROLINA: Had his best game as a Razorback (and best game since an impressive performance as a Gamecock with 18 ts and 9 rebounds in a 72-53 South Carolina win vs Arkansas last season) ... Set the tone early with a dunk to start the scoring ... Finished with four dunks ... Scored a **season-high 15 points** with seven rebounds, **tying his career-high with six offensive boards** ... Added **three assists, tying his season-high and SEC career-high.**
- VANDERBILT: Was 4-of-4 from the field thanks to three dunks.
- at Oklahoma: Was 4-of-4 from the field thanks to three dunks.
- at Miss State: Pulled down a **season-high 11 rebounds** and played a season-high 28:24 ... Was 2-of-2 from the field, both dunks.

CAREER DOUBLE-DOUBLES (9)

FRESHMAN (at WOF)		(1)
11/28/20	CARVER	17 pts 11 reb
JUNIOR (at BAMA)		(2)
02/18/23	GEORGIA	19 pts 12 reb
03/16/23	vs A&M-Corpus Christi	19 pts 15 reb
SENIOR (at BAMA)		(3)
03/09/24	ARKANSAS	# 10 pts 10 reb
03/15/24	vs Florida	# 12 pts 10 reb
03/30/24	vs Clemson	16 pts 11 reb
GRAD SR (at SC)		(3)
11/16/24	at Indiana	13 pts 11 reb
01/11/25	AUBURN	12 pts 10 reb
03/08/25	at Tennessee	14 pts 16 reb
# - back-to-back games		



PRINGLE'S PERSONAL BESTS

POINTS

Season: 15 vs South Carolina (01/14/26)
Career: 19 (3x) LAST: vs USC Upstate (12/14/24)
SEC: 18 vs Arkansas (03/01/25)

FG MADE

Season: 5 (3x) LAST vs South Carolina (01/14/26)
Career: 8 vs Georgia (02/18/23)
SEC: 7 vs Arkansas (03/01/25)

FG ATTEMPTED

Season: 9 vs South Carolina (01/14/26)
Career: 13 vs Florida (02/21/24)
SEC: 13 vs Florida (02/21/24)

3-POINT FG MADE

Season: --

Career: --

SEC: --

3-PT FG ATTEMPTS

Season: --

Career: 2 at Tennessee (03/08/25)

SEC: 2 at Tennessee (03/08/25)

FT MADE

Season: 5 vs South Carolina (01/14/26)

Career: 10 vs Radford (12/22/24)

SEC: 6 (3x) LAST at Tennessee (03/08/25)

FT ATTEMPTED

Season: 6 vs South Carolina (01/14/26)

Career: 13 vs Clemson (03/30/24)

SEC: 10 vs Arkansas (03/09/24)

REBOUNDS

Season: 11 at Miss State (02/08/26)

Career: 15 vs A&M-Corpus Christi (03/16/23)

SEC: 14 at Tennessee (03/08/25)

ASSISTS

Season: 3 (2x) LAST vs South Carolina (01/14/26)

Career: 4 vs Radford (12/22/24)

SEC: 3 (4x) LAST vs South Caro (01/14/26)

STEALS

Season: 2 (2x) LAST vs Queens (12/16/25)

Career: 3 (2x) LAST: vs Florida (02/08/23)

SEC: 3 vs Florida (02/08/23)

BLOCKED SHOTS

Season: 3 at Michigan State (11/08/25)

Career: 3 (4x) LAST: at Michigan St (11/08/25)

SEC: 2 (3x) LAST vs Arkansas (03/09/24)

MINUTES

Season: 28:24 at Miss State (02/07/26)

Career: 35:11 vs Arkansas (03/09/24)

SEC: 35:11 vs Arkansas (03/09/24)

NICK PRINGLE 2025-26 GAME STATS

Opponent	Date	GS	Min	FG	FGA	Pct	3FG	3A	Pct	FT	FTA	Pct	O	D	Tot	Avg	PF	FO	A	TO	Blk	Stl	Pts	Avg	
SOUTHERN	11/03/25	*	24	4	7	.571	0	0	.000	0	0	.000	3	5	8	8.0	3	0	0	0	0	0	8	8.0	
at Michigan St.	11/08/25	*	28	2	2	1.000	0	0	.000	2	4	.500	4	3	7	7.5	5	1	1	1	3	2	6	7.0	
CENTRAL ARKANSAS	11/11/25	*	23	3	3	1.000	0	0	.000	3	4	.750	1	7	8	7.7	1	0	0	1	0	0	9	7.7	
SAMFORD	11/14/25	*	18	0	1	.000	0	0	.000	0	0	.000	0	1	1	6.0	2	0	0	0	0	0	0	5.8	
WINTHROP	11/18/25	*	28	5	5	1.000	0	0	.000	3	4	.750	1	6	7	6.2	3	0	0	1	2	0	13	7.2	
JACKSON ST.	11/21/25	*	22	0	0	.000	0	0	.000	4	5	.800	1	4	5	6.0	1	0	3	0	0	1	4	6.7	
vs Duke	11/27/25	*	19	1	3	.333	0	0	.000	1	1	1.000	1	0	1	5.3	5	1	2	1	0	0	3	6.1	
LOUISVILLE	12/03/25	*	23	1	3	.333	0	0	.000	0	0	.000	1	3	4	5.1	1	0	0	1	0	0	2	5.6	
vs Fresno St.	12/06/25	*	23	1	2	.500	0	0	.000	0	0	.000	1	6	7	5.3	2	0	1	0	0	0	2	5.2	
vs Texas Tech	12/13/25	*	11	1	2	.500	0	0	.000	0	4	.000	2	2	4	5.2	2	0	1	1	0	0	2	4.9	
QUEENS (NC)	12/16/25	*	25	5	6	.833	0	0	.000	4	4	1.000	3	4	7	5.4	3	0	0	2	0	2	14	5.7	
vs Houston	12/20/25	*	9	0	0	.000	0	0	.000	0	2	.000	1	1	2	5.1	0	0	0	1	0	0	0	5.3	
JAMES MADISON	12/29/25	*	19	1	1	1.000	0	0	.000	2	4	.500	5	1	6	5.2	1	0	2	0	1	1	4	5.2	
TENNESSEE	01/03/26	*	13	0	0	.000	0	0	.000	2	2	1.000	0	1	1	4.9	4	0	0	1	1	0	2	4.9	
at Ole Miss	01/07/26	*	21	2	3	.667	0	0	.000	2	2	1.000	3	2	5	4.9	3	0	0	2	0	1	6	5.0	
at Auburn	01/10/26	*	16	1	2	.500	0	0	.000	1	1	1.000	0	2	2	4.7	2	0	0	2	1	0	3	4.9	
SOUTH CAROLINA	01/14/26	*	23	5	9	.556	0	0	.000	5	6	.833	6	1	7	4.8	1	0	3	0	0	0	15	5.5	
at Georgia	01/17/26	*	19	0	1	.000	0	0	.000	3	4	.750	1	1	2	4.7	1	0	0	3	1	0	3	5.3	
VANDERBILT	01/20/26	*	16	4	4	1.000	0	0	.000	0	0	.000	3	1	4	4.6	1	0	1	0	0	0	8	5.5	
LSU	01/24/26	*	23	2	3	.667	0	0	.000	0	1	.000	1	1	2	4.5	4	0	0	0	0	1	4	5.4	
at Oklahoma	01/27/26	*	21	4	4	1.000	0	0	.000	0	0	.000	1	1	2	4.4	3	0	1	1	0	1	8	5.5	
KENTUCKY	01/31/26	*	14	0	0	.000	0	0	.000	0	1	.000	0	0	0	4.2	3	0	0	1	0	0	0	5.3	
at Mississippi St.	02/07/26	*	28	2	2	1.000	0	0	.000	2	4	.500	3	8	11	4.5	3	0	1	3	0	0	6	5.3	
at LSU	02/10/26	*	18	3	3	1.000	0	0	.000	0	0	.000	3	2	5	4.5	4	0	0	1	1	0	6	5.3	
Totals			23	484	47	.66	.712	0	0	.000	34	53	.642	45	63	108	4.5	58	2	16	23	10	9	128	5.3

NICK PRINGLE CAREER DIVISION I STATISTICS

Year	GP	GS	Min	Avg	FG	FGA	Pct	3FG	3FGA	Pct	FT	FTA	Pct	Off	Def	Tot	Avg	PF	FO	Ast	TO	Blk	Stl	Pts	Avg
2020-21 (WOF)	15	0	92	6.2	13	22	.591	0	2	.000	4	11	.364	13	19	32	2.1	13	0	2	9	1	8	30	2.0
2022-23 (BAMA)	36	0	289	8.0	50	59	.847	0	0	.000	26	55	.473	37	74	111	3.1	59	0	7	17	15	8	126	3.5
2023-24 (BAMA)	34	16	626	18.4	86	138	.623	0	0	.000	60	108	.556	74	101	175	5.1	89	5	24	34	23	11	232	6.8
2024-25 (SC)	32	32	786	24.6	103	180	.572	0	3	.000	97	148	.655	60	141	201	6.3	87	3	36	46	14	16	303	9.5
2025-26 (ARK)	24	23	484	20.2	47	66	.712	0	0	.000	34	53	.642	45	63	108	4.5	58	2	16	23	10	9	128	5.3
TOTAL	141	71	2280	16.2	299	465	.643	0	5	.000	221	375	.589	229	398	627	4.4	306	10	85	129	63	52	819	5.8

NOTE: Played his sophomore season (2021-22) at Dodge City CC

24 BILLY RICHMOND III

6-6, 205, W, So. // Memphis, Tenn. // Camden (N.J.) HS

@BillyRichmondI

@billyyyz

Major: Communications ... Born on April 11, 2006, in Memphis, Tenn. ... Son of Billy Richmond Jr. and Kimberly Thomas ... Siblings: Brother, Trevor Richmond ... Sisters: Kristian Richmond and McKenzie Thomas ... His father, Billy Jr., played for John Calipari with the Memphis Tigers (2002-04).

» Participated in 2025 Chris Paul and Jayson Tatum High School and College Elite Camps

• 1 of 3 Razorbacks to play all 36 games last season ... Arkansas' most versatile player as he has played the 1, 2, 3 and 4 positions.

• Coach Cal calls him "BILLY G.O.A.T." for high-energy play.

• Made 2 3-pointers last year (2-of-16) and has already made 8 this season (8-of-35)

• Already has 12 games scoring double figures this year ... Had 6 all of last year

• Scored in double figures in 3 straight, 4 of the last 5 and 6 of the 11 SEC games

• Is averaging 13.7 ppg the last three games (14 vs UK, 14 at MSU and 13 at LSU)

"One thing not getting talked about enough in regards to Arkansas: Billy Richmond is on track to be one of the top utility players in college basketball during the 2025-26 season."

- Jon Rothstein

2025-26 HIGHLIGHTS:

• **SOUTHERN:** Earned his first career start.

• **at MICHIGAN STATE:** Played a career-high 28:31 and scored 8 points with 6 rebounds ... Made his 3rd career 3-pointer.

• **SAMFORD:** Coach Calipari said Billy changed the complexion of the game with his play ... Sparked a 12-0 run - getting three offensive rebounds, a basket and a steal - midway in the second half to give Arkansas its largest lead of 15 (68-54) with 7:08 left ... Finished with 10 points and five rebounds.

• **WINTHROP:** Only scored six points with one rebound, but still affected the outcome ... Scored four of his six points inside the final 4:30, including two free throws and a driving layup.

• **JSU:** Had one of his best statistical career games ... Scored a **season-high 14 points** (one shy of his career best) ... Helped creat separation in the first half with is energy and three dunks - one on a long offensive rebound ... **Tied career highs** for FG made (6), FGA (9) and steals (2) while going 3-of-4 at the line.

• **vs DUKE:** Had a "typical" Billy game, bringing his energy and stuffing the stat sheet ... Scored 11 points (4-of-6 FG • 1-2 3PT • 2-2 FT) with five rebounds, two assists, two blocked shots and a steal.

• **LOUISVILLE:** In a nine-point win, Richmond was a team-best +20 in 26:37 played ... Was a career-best 6-of-6 at the line and blocked a 3-point shot with 44 seconds left that could have gotten UL to within six.

• **vs FRESNO ST:** Made a big impact in his 11:55 played with two big dunks (3-of-5 FG) and a **season-high four assists**.

• **vs TEXAS TECH:** Tied his season high with four assists, adding two steals.

• **QUEENS:** **Tied his career-high with 15 points, tying a career high with six FG made and attempting a career-high 10 FG** ... Scored nine points in a 9-2 run early in the second half (two free throws, a 3-pointer, a layup and a dunk) to put the game out of reach.

• **vs HOUSTON:** Scored 12 points, going 5-of-6 from the field and 2-of-2 from 3-point range - marking **the first time he made multiple triples in the same game** ...

• **JAMES MADISON:** **Tied his career high with six assists** ... Added eight points and four rebounds.

• **at Ole Miss:** Did not miss a shot in scoring a then SEC career-best 13 points ... Was 5-of-5 from the field, 1-of-1 from 3PT and 2-of-2 at the line ... **The triple was his first 3-pointer made in an SEC regular-season game** ... **Also tied for the team lead with six rebounds, tying a season high and tying an SEC career high.**

• **SOUTH CAROLINA:** Earned his third start of the year and stuffed the stat sheet with five rebounds, four assists, a **career-high three steals and tying a career-high with two blocked shots**.

• **at Georgia:** May have had his best overall SEC game with 12 points, a team-best **8 rebounds (a season-high)** and a **career-high 3 blocked shots** ... His **six FG made tied a career high and his 11 attempts set a career high**.

• **KENTUCKY:** Scored an **SEC career-best 14 points** (one shy of his overall career high) ... Tied his career-high with six FG made (was 6-of-8 from the field overall) ... Threw down a dunk to give Arkansas its first lead (52-51 early in the second half).

• **at Miss State:** For the second-straight game, Scored an **SEC career-best 14 points** ... **Made a career-high 7 FG and tied career-high with 11 FGA** ... Added four rebounds and three assists.

• **at LSU:** Scored 13 points and added five rebounds.



RICHMOND'S PERSONAL BESTS

POINTS

Season: 15 vs Queens (12/16/25)

Career: 15 (2x) LAST vs Queens (12/16/25)

SEC: 14 (2x) LAST at Miss State (02/07/26)

FG MADE

Season: 7 at Miss State (02/07/26)

Career: 7 at Miss State (02/07/26)

SEC: 7 at Miss State (02/07/26)

FG ATTEMPTED

Season: 11 (2x) at Miss State (02/07/26)

Career: 11 (2x) LAST at Miss State (02/07/26)

SEC: 11 (2x) at Miss State (02/07/27)

3-POINT FG MADE

Season: 2 vs Houston (12/29/25)

Career: 2 vs Houston (12/29/25)

SEC: 1 at Ole Miss (01/07/26)

3-PT FG ATTEMPTS

Season: 3 vs Samford (11/14/25)

Career: 3 vs Samford (11/14/25)

SEC: 2 (3x) LAST at Miss State (02/07/26)

FT MADE

Season: 6 vs Louisville (12/03/25)

Career: 6 (2x) LAST vs Louisville (12/03/25)

SEC: 4 (2x) LAST vs Mississippi State (03/08/25)

FT ATTEMPTED

Season: 6 vs Louisville (12/03/25)

Career: 8 vs Ole Miss (03/13/25)

SEC: 4 (4x) LAST at LSU (02/10/26)

REBOUNDS

Season: 8 at Georgia (01/17/26)

Career: 9 vs UMES (11/25/24)

SEC: 8 at Georgia (01/17/26)

ASSISTS

Season: 3 vs James Madison (12/29/25)

Career: 6 (2x) LAST vs JMU (12/29/25)

SEC: 6 vs Mississippi State (03/08/25)

STEALS

Season: 3 vs South Carolina (01/14/26)

Career: 3 vs South Carolina (01/14/26)

SEC: 3 vs South Carolina (01/14/26)

BLOCKED SHOTS

Season: 3 at Georgia (0-1/17/26)

Career: 3 at Georgia (01/17/26)

SEC: 3 at Georgia (01/17/26)

MINUTES

Season: 28:31 at Michigan State (11/08/25)

Career: 28:31 vs Michigan State (11/08/25)

SEC: 28:23 vs Kentucky (01/31/26)

BILLY RICHMOND III 2025-26 GAME STATS

Opponent	Date	GS	Min	FG	FGA	Pct	3FG	3A	Pct	FT	FTA	Pct	O	D	Tot	Avg	PF	FO	A	TO	Blk	Stl	Pts	Avg	
SOUTHERN	11/03/25	*	16	2	4	.500	0	2	.000	2	2	1.000	0	3	3	3.0	5	1	1	1	1	0	6	6.0	
at Michigan St.	11/08/25	*	28	3	8	.375	1	4	.250	1	2	.500	2	4	6	4.5	1	0	0	2	1	0	8	7.0	
CENTRAL ARKANSAS	11/11/25		20	1	2	.500	1	1	1.000	1	2	.500	1	3	4	4.3	0	0	0	1	0	0	4	6.0	
SAMFORD	11/14/25		27	4	7	.571	1	3	.333	1	2	.500	4	1	5	4.5	2	0	0	1	1	1	10	7.0	
WINTHROP	11/18/25		20	2	3	.667	0	1	.000	2	2	1.000	1	0	1	3.8	1	0	1	0	0	0	6	6.8	
JACKSON ST.	11/21/25		24	6	9	.667	0	1	.000	2	4	.500	3	2	5	4.0	2	0	2	0	1	2	14	8.0	
vs Duke	11/27/25		24	4	6	.667	1	2	.500	2	2	1.000	2	3	5	4.1	2	0	2	5	2	1	11	8.4	
LOUISVILLE	12/03/25		27	2	4	.500	0	1	.000	6	6	1.000	1	3	4	4.1	4	0	2	2	1	0	10	8.6	
vs Fresno St.	12/06/25		12	3	5	.600	0	1	.000	0	0	.000	1	0	1	3.8	1	0	4	1	0	0	6	8.3	
vs Texas Tech	12/13/25		18	1	5	.200	0	0	.000	4	4	1.000	2	1	3	3.7	4	0	4	0	0	2	6	8.1	
QUEENS (NC)	12/16/25		25	6	10	.600	1	2	.500	2	3	.667	2	3	5	3.8	1	0	0	2	0	0	15	8.7	
vs Houston	12/20/25		24	5	6	.833	2	2	1.000	0	1	.000	0	2	2	3.7	3	0	1	0	0	2	12	9.0	
JAMES MADISON	12/29/25		21	4	6	.667	0	2	.000	0	0	.000	0	4	4	3.7	0	0	6	2	0	1	8	8.9	
TENNESSEE	01/03/26		15	2	5	.400	0	1	.000	1	2	.500	0	0	0	3.4	4	0	0	0	0	0	5	8.6	
at Ole Miss	01/07/26		24	5	5	1.000	1	1	1.000	2	2	1.000	3	3	6	3.6	2	0	1	0	0	0	13	8.9	
at Auburn	01/10/26		26	1	4	.250	0	1	.000	1	1	1.000	1	0	1	3.4	4	0	0	1	0	2	3	8.6	
SOUTH CAROLINA	01/14/26	*	26	1	4	.250	0	2	.000	1	1	1.000	0	5	5	3.5	0	0	4	1	2	3	3	8.2	
at Georgia	01/17/26	*	26	6	11	.545	0	1	.000	0	0	.000	4	4	8	3.8	0	0	1	4	3	1	12	8.4	
VANDERBILT	01/20/26		14	1	4	.250	0	1	.000	0	0	.000	0	2	2	3.7	4	0	3	0	1	0	2	8.1	
LSU	01/24/26		28	4	7	.571	0	1	.000	3	4	.750	0	2	2	3.6	2	0	3	1	0	0	11	8.3	
at Oklahoma	01/27/26		18	4	7	.571	0	2	.000	1	2	.500	1	2	3	3.6	1	0	0	0	0	2	9	8.3	
KENTUCKY	01/31/26		28	6	8	.750	0	1	.000	2	3	.667	1	4	5	3.6	4	0	1	1	0	1	14	8.5	
at Mississippi St.	02/07/26	*	25	7	11	.636	0	2	.000	0	0	.000	2	2	4	3.7	2	0	3	1	1	0	14	8.8	
at LSU	02/10/26	*	36	5	9	.556	0	0	.000	3	4	.750	2	3	5	3.7	2	0	1	1	2	0	13	9.0	
Totals			6	552	85	150	.567	8	35	.229	37	49	.755	33	56	89	3.7	51	1	40	26	16	18	215	9.0

BILLY RICHMOND III CAREER STATISTICS

Year	GP	GS	Min	Avg	FG	FGA	Pct	3FG	3FGA	Pct	FT	FTA	Pct	Off	Def	Tot	Avg	PF	FO	Ast	TO	Blk	Stl	Pts	Avg
2024-25	36	0	631	17.5	81	155	.523	2	16	.125	41	56	.732	35	72	107	3.0	73	2	49	45	15	19	205	5.7
2025-26	24	6	552	23.0	85	150	.567	8	35	.229	37	49	.755	33	56	89	3.7	51	1	40	26	16	18	215	9.0
TOTAL	60	6	1183	19.7	166	305	.544	10	51	.196	78	105	.743	68	128	196	3.3	124	3	89	71	31	37	420	7.0

30 ISAIAH SEALY

6-7, 175, W, Fr. // Springdale, Ark. // Springdale HS

@isaiah_sealy

@zaysealy

Major: Communications ... Born May 8, 2007, in Fayetteville ... Son of Oscar Sealy and Jordan Gipson ... Parents played basketball at John Brown University. Has a brother, Tre Irvin, and a sister, Jada Irvin.

A consensus four-star that ranked as high as #68 by ESPN and was the consensus top-rated prospect for the 2025 class ... As a senior, tabbed the Northwest Arkansas Democrat-Gazette's Boys Basketball Player of the Year ... Averaged 17.6 points, 5.1 rebounds and 5.2 assists ... Led Springdale a 6A runner-up finish and 29-4 record ... Also named to the 2025 Arkansas Democrat-Gazette All-Arkansas Preps first team and Arkansas Activities Association 6A All-State team ... As a junior, named to the Arkansas Democrat-Gazette All-Arkansas Preps second team.

1st 9 SEC GAMES: (played in 3 games) 1-of-2 FG 0 assists 0 blocked shots 10:51
at Miss State: 3-of-6 FG 2 assists 3 blocked shots 14:36

2025-26 HIGHLIGHTS:

- **SOUTHERN:** Scored 12 points in his collegiate debut, going 6-of-6 at the free throw line ... With that, it marked first time since freshmen became eligible in 1972-73 that **3 rookie Razorbacks debuted with 10+ points each in the same game** (Acuff 22, Thomas 21 and Sealy 12).
- **JSU:** 1 of 7 Hogs in double figures with 10 points, going 4-of-4 from the field and 2-of-2 at the line. ... Added four rebounds and two assists.
- **vs FRESNO ST:** Got extended minutes (10:08) and took advantage of it with 8 points (2-of-3 FG • 4-of-6 FT), 3 rebounds and two steals in 10:08 played
- **at Miss State:** Due to injuries to Karter Knox and D.J. Wagner, saw extended minutes and played well ... Was 3-of-6 from the field, scoring six points ... **Blocked a career-high three shots.**



ISAIAH SEALY 2025-26 GAME STATS

Opponent	Date	GS	Min	FG	FGA	Pct	3FG	3A	Pct	FT	FTA	Pct	O	D	Tot	Avg	PF	FO	A	TO	Blk	Stl	Pts	Avg
SOUTHERN	11/03/25		17	3	6	.500	0	1	.000	6	6	1.000	1	2	3	3.0	2	0	2	0	0	1	12	12.0
at Michigan St.	11/08/25		1	0	0	.000	0	0	.000	0	0	.000	0	0	0	1.5	0	0	0	0	0	0	0	6.0
CENTRAL ARKANSAS	11/11/25		14	1	5	.200	0	2	.000	4	5	.800	1	5	6	3.0	4	0	2	0	0	1	6	6.0
SAMFORD	11/14/25		2	0	1	.000	0	1	.000	1	2	.500	0	0	0	2.3	0	0	0	0	0	1	1	4.8
WINTHROP	11/18/25	DNP																						
JACKSON ST.	11/21/25		15	4	4	1.000	0	0	.000	2	2	1.000	0	4	4	2.6	2	0	2	0	0	0	10	5.8
vs Duke	11/27/25	DNP																						
LOUISVILLE	12/03/25	DNP																						
vs Fresno St.	12/06/25		10	2	3	.667	0	1	.000	4	6	.667	1	2	3	2.7	1	0	0	0	0	2	8	6.2
vs Texas Tech	12/13/25	DNP																						
QUEENS (NC)	12/16/25		7	0	1	.000	0	0	.000	0	0	.000	0	1	1	2.4	2	0	0	1	1	0	0	5.3
vs Houston	12/20/25	DNP																						
JAMES MADISON	12/29/25		6	0	0	.000	0	0	.000	2	2	1.000	0	2	2	2.4	1	0	1	0	0	0	2	4.9
TENNESSEE	01/03/26	DNP																						
at Ole Miss	01/07/26	DNP																						
at Auburn	01/10/26		7	1	1	1.000	0	0	.000	0	1	.000	0	0	0	2.1	1	0	0	0	0	0	2	4.6
SOUTH CAROLINA	01/14/26		2	0	1	.000	0	1	.000	0	0	.000	0	1	1	2.0	0	0	0	0	0	0	0	4.1
at Georgia	01/17/26	DNP																						
VANDERBILT	01/20/26		1	0	0	.000	0	0	.000	0	0	.000	0	0	0	1.8	0	0	0	1	0	0	0	3.7
LSU	01/24/26	DNP																						
at Oklahoma	01/27/26	DNP																						
KENTUCKY	01/31/26																							
at Mississippi St.	02/07/26		15	3	6	.500	0	1	.000	0	0	.000	0	1	1	1.8	3	0	2	1	3	0	6	3.9
at LSU	02/10/26		13	1	2	.500	0	0	.000	2	4	.500	0	0	0	1.6	3	0	1	1	0	0	4	3.9
Totals		0	110	15	30	.500	0	7	.000	21	28	.750	3	18	21	1.6	19	0	10	4	4	5	51	3.9

SEALY'S PERSONAL BESTS

POINTS

Career: 12 vs Southern (11/03/25)
SEC: 6 at Mississippi State (02/10/26)

FG MADE

Career: 4 vs Jackson State (11/21/25)
SEC: 3 at Mississippi State (02/10/26)

FG ATTEMPTED

Career: 6 (2x) LAST at Miss State (02/10/26)
SEC: 6 at Mississippi State (02/10/26)

3-POINT FG MADE

Career: -
SEC: -

3-PT FG ATTEMPTS

Career: 1 (2x) LAST at Miss State (02/10/26)
SEC: 1 at Mississippi State (02/10/26)

FT MADE

Career: 6 vs Southern (11/03/25)
SEC: 2 at LSU (2/10/26)

FT ATTEMPTED

Career: 6 (2x) LAST vs Fresno St (12/06/25)
SEC: 4 at LSU (2/10/26)

REBOUNDS

Career: 6 vs UCA (11/11/25)
SEC: 1 (2x) LAST at Mississippi State (02/10/26)

ASSISTS

Career: 2 (4x) LAST at Miss State (02/10/26)
SEC: 2 at Mississippi State (02/10/26)

STEALS

Career: 2 vs Fresno St (12/06/25)
SEC: -

BLOCKED SHOTS

Career: 3 at Mississippi State (2/10/26)
SEC: 3 at Mississippi State (02/10/26)

MINUTES

Career: 17:19 vs Southern (11/03/25)
SEC: 14:36 at Mississippi State (02/10/26)

ISAIAH SEALY CAREER STATISTICS

Year	GP	GS	Min	Avg	FG	FGA	Pct	3FG	3FGA	Pct	FT	FTA	Pct	Off	Def	Tot	Avg	PF	FO	Ast	TO	Blk	Stl	Pts	Avg
2025-26	13	0	110	8.5	15	30	.500	0	7	.000	21	28	.750	3	18	21	1.6	19	0	10	4	4	5	51	3.9

6-4, 195, G, So. || Sun Valley, Calif. || Village Christian HS

2024-25: Played in four games and only shot attempt was a 2-pointer vs NC A&T.

2025-26: Had a rebound vs Southern (Nov '25) and an assists vs Jackson State (Nov. '25) ... **Scored his first collegiate points with a 3-pointer in the right corner vs Queens**



Year	GP	GS	Min	Avg	FG	FGA	Pct	3FG	3FGA	Pct	FT	FTA	Pct	Off	Def	Tot	Avg	PF	FO	Ast	TO	Blk	Stl	Pts	Avg
2024-25	4	0	5	1.3	0	1	.000	0	0	.000	0	0	.000		0	0	0	0.0	1	0	0	0	0	0	0.0
2025-26	7	0	21	3.0	1	5	.200	1	5	.200	2	2	1.000	0	3	3	0.4	4	0	1	1	0	1	5	0.7
TOTAL	11	0	26	2.4	1	6	.167	1	5	.200	2	2	1.000	0	3	3	0.3	5	0	1	1	0	1	5	0.5

5-9, 180, G, Fr. || Pittsburgh, Pa. || Woodland Hills HS

Major: Communications ... Born May 22, 2006, in Pittsburgh, Pa. ... Son of Jerrid and Brown Has two sisters (Aubrey and Avla) and two brothers (Ashton and Kvere)

- Scored his first career point with a free throw versus Jackson State ... Made a free throw vs James Madison



Year	GP	GS	Min	Avg	FG	FGA	Pct	3FG	3FGA	Pct	FT	FTA	Pct	Off	Def	Tot	Avg	PF	FO	Ast	TO	Blk	Stl	Pts	Avg
2025-26	7	0	12	1.7	0	4	.000	0	1	.000	1	4	.250	0	0	0	0.0	0	0	0	0	0	0	1	0.1

5-10, 170, G, So. // Memphis, Tenn. // Northpoint (Miss.) Christian School

2024-25: Grabbed a rebound vs UMEs and scored his first collegiate points versus NC A&T.


2025-26: Went 1-of-2 at the FT line ... Made a step-back 3-pointer (**his first career triple**) versus James Madison



Year	GP	GS	Min	Avg	FG	FGA	Pct	3FG	3FGA	Pct	FT	FTA	Pct	Off	Def	Tot	Avg	PF	FO	Ast	TO	Blk	Stl	Pts	Avg
2024-25	2	0	4	2.0	1	3	.333	0	1	.000	0	0	.000	1	0	1	0.5	0	0	0	0	0	0	2	1.0
2025-26	7	0	11	1.6	1	2	.500	1	1	1.000	1	2	.500	0	0	0	0.0	0	0	0	0	0	0	4	0.6
TOTAL	9	0	15	1.7	2	5	.400	1	2	.500	1	2	.500	1	0	1	0.1	0	0	0	0	0	0	6	0.7

7-0, 285, C, Fr. // Tuzla, Bosnia and Herzegovina

- Scored his first career points with a free throw versus Southern ... Was 1-of-2 at the line vs Jackson State and James Madison



Year	GP	GS	Min	Avg	FG	FGA	Pct	3FG	3FGA	Pct	FT	FTA	Pct	Off	Def	Tot	Avg	PF	FO	Ast	TO	Blk	Stl	Pts	Avg
2025-26	6	0	15	2.5	0	0	.000	0	0	.000	3	6	.500	1	0	1	0.2	4	0	0	4	1	1	3	0.5

6-7. 205. W. Fr. // Beirut, Lebanon

Pronounced: Kuh-Reem Ruh-TAIL ... **Major:** Recreation & Sport Management ... **Born** February 23, 2004 in Beirut, Lebanon ... **Son of** Hussein and Fadwa Rtail ... **Has two sisters,** Nadine and Yasmina, and both play basketball ... **Primary language** is Arabic and can speak some Bosnian

[illegible]

7-1, 225, W, Fr. || Luanda, Angola || West Oaks (Orlando, Fla.) Academy

- ESPN rated him as the #50 prospect in the nation for the 2025 class as well as the sixth-best center

[illegible]

ARKANSAS RAZORBACKS

2025-26 SEASON RESULTS & LEADERS

RECORD:	OVERALL	HOME	AWAY	NEUTRAL
ALL GAMES	18-6	12-1	4-3	2-2
CONFERENCE	8-3	4-1	4-2	0-0
NON-CONFERENCE	10-3	8-0	0-1	2-2

DATE	TIME (CT)	R A N K	OPPONENT	TV	RESULT	ATTEND	RECORD	(SEC)	HIGH POINTS	HIGH REBOUNDS
11/03/25	6:00 pm	14/15	-/- SOUTHERN	SEC Network	W 109-77	19200	1-0	-	(25)Trevon Brazile	(11)Trevon Brazile
11/08/25	6:00 pm	14/15	22/21 at Michigan State	FOX	66-69 L	14797	1-1	-	(16)Meleek Thomas (16)Darius Acuff Jr.	(7)Nick Pringle
11/11/25	7:00 pm	21/21	-/- CENTRAL ARKANSAS	SEC Network Plus	W 93-56	19200	2-1	-	(21)Darius Acuff Jr.	(10)Karter Knox
11/14/20	7:00 pm	21/21	-/- SAMFORD	SEC Network Plus	W 79-75	19200	3-1	-	(20)Darius Acuff Jr.	(8)Meleek Thomas
11/18/25	7:00 pm	21/22	-/- WINTHROP	SEC Network Plus	W 84-83	19200	4-1	-	(26)Meleek Thomas	(8)Trevon Brazile
11/21/25	7:00 pm	21/22	-/- JACKSON STATE	SEC Network Plus	W 115-61	19200	5-1	-	(21)Malique Ewin	(10)Karter Knox
11/27/25	7:00 pm	@ 22/21	4/4 vs Duke	CBS	71-80 L	10766	5-2	-	(21)Darius Acuff Jr.	(11)Trevon Brazile
12/03/25	6:00 pm	% 25/23	6/6 LOUISVILLE	ESPN	W 89-80	19200	6-2	-	(21)Trevon Brazile	(9)Malique Ewin
12/06/25	3:00 pm	& 25/23	-/- vs FRESNO STATE	SEC Network Plus	W 82-58	11534	7-2	-	(18)Darius Acuff Jr.	(7)Nick Pringle
12/13/25	11:00 am	+ 17/17	16/16 vs Texas Tech	ESPN2	W 93-86	8277	8-2	-	(24)Trevon Brazile	(10)Trevon Brazile
12/16/25	8:00 pm	17/17	-/- QUEENS	SEC Network	W 108-80	19200	9-2	-	(26)Trevon Brazile	(7)Nick Pringle
12/20/25	4:30 pm	! 14/14	8/8 vs Houston	CBS	85-94 L	6246	9-3	-	(27)Darius Acuff Jr.	(9)Malique Ewin
12/29/25	7:00 pm	18/18	-/- JAMES MADISON	SEC Network Plus	W 103-74	19200	10-3	-	(28)Meleek Thomas	(9)Malique Ewin
01/03/26	2:00 pm	* 18/18	19/20 TENNESSEE	ESPN2	W 86-75	19200	11-3	1-0	(29)Darius Acuff Jr.	(7)Karter Knox (7)Trevon Brazile
01/07/26	8:00 pm	* 15/15	-/- at Ole Miss	SEC Network	W 94-87	8012	12-3	2-0	(26)Darius Acuff Jr.	(6)Billy Richmond III (6)Trevon Brazile (6)Karter Knox
01/10/26	5:00 pm	* 15/15	rv/- at Auburn	ESPN	73-95 L	9121	12-4	2-1	(19)Darius Acuff Jr.	(12)Malique Ewin
01/14/26	8:00 pm	* 17/17	-/- SOUTH CAROLINA	SEC Network	W 108-74	19200	13-4	3-1	(21)Meleek Thomas	(7)Nick Pringle
01/17/26	3:00 pm	* 17/17	21/22 at Georgia	ESPN2	76-90 L	10523	13-5	3-2	(20)Darius Acuff Jr.	(8)Billy Richmond III
01/20/26	8:00 pm	* 20/20	15/14 VANDERBILT	ESPN	W 93-68	19200	14-5	4-2	(17)Darius Acuff Jr.	(14)Trevon Brazile
01/24/26	7:30 pm	* 20/20	-/- LSU	SEC Network	W 85-81	19200	15-5	5-2	(31)Darius Acuff Jr.	(7)Trevon Brazile
01/27/26	6:00 pm	* 15/16	-/- at Oklahoma	ESPN	W 83-79	9641	16-5	6-2	(21)Darius Acuff Jr.	(7)Trevon Brazile
01/31/26	5:30 pm	* 15/16	rv/rv KENTUCKY	ESPN	77-85 L	19200	16-6	6-3	(22)Darius Acuff Jr.	(8)Trevon Brazile
02/07/26	11:00 am	* 21/21	-/- at Mississippi State	ESPN2	W 88-68	8254	17-6	7-3	(24)Darius Acuff Jr.	(11)Nick Pringle
02/10/26	8:00 pm	* 21/21	-/- at LSU	SEC Network	W 91-62	6701	18-6	8-3	(28)Darius Acuff Jr.	(12)Trevon Brazile
02/14/26	7:30 pm	* 21/21	rv/- AUBURN	ESPN						
02/18/26	6:00 pm	*	at Alabama	ESPN						
02/21/26	3/3:30 pm	*	MISSOURI	ESPN/2						
02/25/26	8:00 pm	*	TEXAS A&M	ESPN/2/U						
02/28/26	7:30 pm	*	at Florida	ESPN/2						
03/04/26	6:00 pm	*	TEXAS	ESPN/2/U						
03/07/25	11:00 am	*	at Missouri	ESPN/2/U						
03/11-15/26		^	SEC Tournament							
03/19-22/26			NCAA Championship 1st & 2nd Rds							
03/26-29/26			NCAA Championship Regionals							
04/4 & 6/26			NCAA Final Four & Championship							

Home Games in CAPS | * - Southeastern Conference game | @ - CBS Thanksgiving Classic (Chicago - United Center) | % - SEC/ACC Challenge | & - at North Little Rock (Simmons Bank Arena) |
+ Revocruit Rematch (Dallas - American Airlines Center) | ! - Never Forget Classic (Newark - Prudential Center) | ^ - SEC Tournament (Nashville - Bridgestone Arena)

ATTENDANCE SUMMARY	GAMES	TOTALS	AVG/GAME
HOME	13	250000	19231
AWAY	7	67049	9578
NEUTRAL	4	36823	9206
TOTAL	24	353872	14745

ARKANSAS RAZORBACKS

2025-26 COMBINED REPORT

RECORD:	OVERALL	HOME	AWAY	NEUTRAL
ALL GAMES	18-6	12-1	4-3	2-2
CONFERENCE	8-3	4-1	4-2	0-0
NON-CONFERENCE	10-3	8-0	0-1	2-2

#	Player	GPGS	Min	Avg	• TOTAL •			• 3-PTS •			• REBOUNDS •			PF FO												
					FG	FGA	Pct	3FG	FGA	Pct	FT	FTA	Pct	Off	Def	Tot	Avg			A	TO	Blk	St	Pts	Avg	
5	Darius Acuff Jr.	24	24	814	33.9	182	367	.496	53	129	.411	82	105	.781	10	60	70	2.9	40	0	150	50	10	18	499	20.8
1	Meleek Thomas	24	8	672	28.0	128	302	.424	55	142	.387	55	66	.833	21	61	82	3.4	45	0	64	21	3	36	366	15.3
7	Trevon Brazile	23	22	684	29.7	103	190	.542	28	74	.378	60	82	.732	29	136	165	7.2	42	1	34	26	36	37	294	12.8
12	Malique Ewin	24	1	429	17.9	79	128	.617	2	3	.667	66	93	.710	56	61	117	4.9	50	1	20	28	23	16	226	9.4
24	Billy Richmond III	24	6	552	23.0	85	150	.567	8	35	.229	37	49	.755	33	56	89	3.7	51	1	40	26	16	18	215	9.0
11	Karter Knox	21	18	479	22.8	64	137	.467	26	67	.388	23	31	.742	28	70	98	4.7	43	0	24	22	12	15	177	8.4
21	D.J. Wagner	22	18	517	23.5	55	134	.410	24	70	.343	28	37	.757	0	27	27	1.2	36	0	54	15	8	22	162	7.4
23	Nick Pringle	24	23	484	20.2	47	66	.712	0	0	.000	34	53	.642	45	63	108	4.5	58	2	16	23	10	9	128	5.3
30	Isaiah Sealy	13	0	110	8.5	15	30	.500	0	7	.000	21	28	.750	3	18	21	1.6	19	0	10	4	4	5	51	3.9
0	Jaden Karuletwa	7	0	21	3.0	1	5	.200	1	5	.200	2	2	1.000	0	3	3	0.4	4	0	1	1	0	1	5	0.7
14	Ayden Kelley	7	0	11	1.6	1	2	.500	1	1	1.000	1	2	.500	0	0	0	0.0	0	0	0	0	0	0	4	0.6
15	Elmir Dzafic	6	0	15	2.5	0	0	.000	0	0	.000	3	6	.500	1	0	1	0.2	4	0	0	4	1	1	3	0.5
2	Amere Brown	7	0	12	1.7	0	4	.000	0	1	.000	1	4	.250	0	0	0	0.0	0	0	0	0	0	0	1	0.1
TEAM.....														37	54	91	3.8	0	4				0			
THE HOGS.....		24				760	1515	.502	198	534	.371	413	558	.740	263	609	872	36.3	392	5	413	224	123	178	2131	88.8
Opponents.....		24				666	1524	.437	190	615	.309	315	449	.702	281	547	828	34.5	430	4	345	287	67	126	1837	76.5

Team Statistics

	ARK	OPP
SCORING	2131	1837
Points per game	88.8	76.5
Scoring margin	+12.3	-
FIELD GOALS-ATT	760-1515	666-1524
Field goal pct	.502	.437
3 POINT FG-ATT	198-534	190-615
3-point FG pct	.371	.309
3-pt FG made per game	8.3	7.9
FREE THROWS-ATT	413-558	315-449
Free throw pct	.740	.702
F-Throws made per game	17.2	13.1
REBOUNDS	872	828
Rebounds per game	36.3	34.5
Rebounding margin	+1.8	-
ASSISTS	413	345
Assists per game	17.2	14.4
TURNOVERS	224	287
Turnovers per game	9.3	12.0
Turnover margin	+2.6	-
Assist/turnover ratio	1.8	1.2
STEALS	178	126
Steals per game	7.4	5.3
BLOCKS	123	67
Blocks per game	5.1	2.8
ATTENDANCE	250000	103872
Home games-Avg/Game	13-19231	7-9578
Neutral site-Avg/Game	-	4-9206

SCORE BY PERIODS:	1st	2nd	Total
Arkansas	1020	1111	2131
Opponents	872	965	1837

Date	Ark. Rank	Opp Rank	Opponent	Result	Score	Attend
11/03/25	14/15	-/-	SOUTHERN	W	109-77	19200
11/08/25	14/15	22/21	at Michigan State	L	66-69	14797
11/11/25	21/21	-/-	CENTRAL ARKANSAS	W	93-56	19200
11/14/25	21/21	-/-	SAMFORD	W	79-75	19200
11/18/25	21/22	-/-	WINTHROP	W	84-83	19200
11/21/25	21/21	-/-	JACKSON STATE	W	115-61	19200
@ 11/27/25	22/21	4/4	vs Duke	L	71-80	10766
% 12/03/25	25/23	6/6	LOUISVILLE	W	89-80	19600
& 12/06/25	25/23	-/-	vs FRESNO STATE	W	82-58	11534
+ 12/13/25	17/17	16/16	vs Texas Tech	W	93-86	8277
12/16/25	14/14	-/-	QUEENS	W	108-80	19200
! 12/20/25	14/14	8/8	vs Houston	L	85-94	6246
12/29/25	18/18	-/-	JAMES MADISON	W	103-74	19200
* 01/03/26	18/18	19/20	TENNESSEE	W	86-75	19200
* 01/07/26	15/15	-/-	at Ole Miss	W	94-87	8012
* 01/10/26	15/15	rv/-	at Auburn	L	73-95	9121
* 01/14/26	17/17	-/-	SOUTH CAROLINA	W	108-74	19200
* 01/17/26	17/17	21/22	at Georgia	L	76-90	10523
* 01/20/26	20/20	15/14	VANDERBILT	W	93-68	19200
* 01/24/26	20/20	-/-	LSU	W	85-81	19200
* 01/27/26	15/16	-/-	at Oklahoma	W	83-79	9641
* 01/31/26	15/16	rv/rv	KENTUCKY	L	77-85	19200
* 02/07/26	21/21	-/-	at Mississippi State	W	88-68	8254
* 02/10/26	21/21	-/-	at LSU	W	91-62	6701
* 02/14/26	21/21	rv/-	AUBURN			
* 02/18/26			at Alabama			
* 02/21/26			MISSOURI			
* 02/25/26			TEXAS A&M			
* 02/28/26			at Florida			
* 03/04/26			TEXAS			
* 03/07/26			at Missouri			
^ 03/11-125/26 SEC Tournament						

* = SEC game || Home Games in CAPS || @ - CBS Thanksgiving Classic (Chicago - United Center) || % - SEC/ACC Challenge || & - at North Little Rock (Simmons Bank Arena) || + Revocruit Rematch (Dallas - American Airlines Center) || ! - Never Forget Classic (Newark - Prudential Center) || ^ - SEC Tournament (Nashville - Bridgestone Arena)

ARKANSAS RAZORBACKS

2025-26 SEASON STATISTICS • ALL GAMES



RECORD:	OVERALL	HOME	AWAY	NEUTRAL
ALL GAMES	18-6	12-1	4-3	2-2
CONFERENCE	8-3	4-1	4-2	0-0
NON-CONFERENCE	10-3	8-0	0-1	2-2

			• TOTAL •			• 3-PTS •			• REBOUNDS •																
##	Player	GPGS	Min	Avg	FG	FGA	Pct	3FG	FGA	Pct	FT	FTA	Pct	Off	Def	Tot	Avg	PF	FO	A	TO	Blk	St	Pts	Avg
5	Darius Acuff Jr.	24 24	814	33.9	182	367	.496	53	129	.411	82	105	.781	10	60	70	2.9	40	0	150	50	10	18	499	20.8
1	Meleek Thomas	24 8	672	28.0	128	302	.424	55	142	.387	55	66	.833	21	61	82	3.4	45	0	64	21	3	36	366	15.3
7	Trevon Brazile	23 22	684	29.7	103	190	.542	28	74	.378	60	82	.732	29	136	165	7.2	42	1	34	26	36	37	294	12.8
12	Malique Ewin	24 1	429	17.9	79	128	.617	2	3	.667	66	93	.710	56	61	117	4.9	50	1	20	28	23	16	226	9.4
24	Billy Richmond III	24 6	552	23.0	85	150	.567	8	35	.229	37	49	.755	33	56	89	3.7	51	1	40	26	16	18	215	9.0
11	Karter Knox	21 18	479	22.8	64	137	.467	26	67	.388	23	31	.742	28	70	98	4.7	43	0	24	22	12	15	177	8.4
21	D.J. Wagner	22 18	517	23.5	55	134	.410	24	70	.343	28	37	.757	0	27	27	1.2	36	0	54	15	8	22	162	7.4
23	Nick Pringle	24 23	484	20.2	47	66	.712	0	0	.000	34	53	.642	45	63	108	4.5	58	2	16	23	10	9	128	5.3
30	Isaiah Sealy	13 0	110	8.5	15	30	.500	0	7	.000	21	28	.750	3	18	21	1.6	19	0	10	4	4	5	51	3.9
0	Jaden Karuletwa	7 0	21	3.0	1	5	.200	1	5	.200	2	2	1.000	0	3	3	0.4	4	0	1	1	0	1	5	0.7
14	Ayden Kelley	7 0	11	1.6	1	2	.500	1	1	1.000	1	2	.500	0	0	0	0.0	0	0	0	0	0	0	4	0.6
15	Elmir Dzafic	6 0	15	2.5	0	0	.000	0	0	.000	3	6	.500	1	0	1	0.2	4	0	0	4	1	1	3	0.5
2	Amere Brown	7 0	12	1.7	0	4	.000	0	1	.000	1	4	.250	0	0	0	0.0	0	0	0	0	0	0	1	0.1
TEAM.....												37 54 91 3.8			0			4						0	
ARKANSAS.....			24				760 1515 .502	198 534 .371	413 558 .740	263 609 872 36.3			392 5 413 224 123 178	2131 88.8											
Opponents.....			24				666 1524 .437	190 615 .309	315 449 .702	281 547 828 34.5			430 4 345 287 67 126	1837 76.5											

SCORE BY PERIODS:	1st	2nd	Total
Arkansas	1020	1111	2131
Opponents	872	965	1837

DEADBALL REBOUNDS:	OFF	DEF	TOTAL
Arkansas	85	16	101
Opponents	86	5	91

ARKANSAS RAZORBACKS

2025-26 STATISTICS • SEC GAMES ONLY



RECORD:	OVERALL	HOME	AWAY
SEC	8-3	4-1	4-2

#	Player	GPGS	Min Avg		• TOTAL •			• 3-PTS •				• REBOUNDS •											Pts Avg			
					FG	FGA	Pct	3FG	FGA	Pct	FT	FTA	Pct	Off	Def	Tot	Avg	PF	FO	A	TO	Blk			St	
5	Darius Acuff Jr.	11	11	392	35.6	94	189	.497	22	59	.373	45	54	.833	3	27	30	2.7	18	0	70	25	5	7	255	23.2
1	Meleek Thomas	11	6	327	29.7	64	136	.471	23	52	.442	17	21	.810	6	29	35	3.2	22	0	26	8	2	19	168	15.3
7	Trevon Brazile	11	11	362	32.9	48	89	.539	12	37	.324	22	35	.629	12	69	81	7.4	22	1	21	11	18	20	130	11.8
12	Malique Ewin	11	0	217	19.7	39	66	.591	1	2	.500	34	47	.723	25	32	57	5.2	25	1	11	16	12	7	113	10.3
24	Billy Richmond III	11	4	266	24.2	42	75	.560	1	13	.077	14	19	.737	14	27	41	3.7	25	0	17	9	9	9	99	9.0
11	Karter Knox	9	7	194	21.6	27	55	.491	9	31	.290	6	10	.600	14	23	37	4.1	18	0	6	6	6	4	69	7.7
23	Nick Pringle	11	11	212	19.3	23	31	.742	0	0	.000	15	21	.714	21	20	41	3.7	29	0	6	14	4	3	61	5.5
21	D.J. Wagner	9	5	171	19.0	17	44	.386	5	22	.227	8	10	.800	0	11	11	1.2	15	0	17	5	3	6	47	5.2
30	Isaiah Sealy	5	0	38	7.6	5	10	.500	0	2	.000	2	5	.400	0	2	2	0.4	7	0	3	3	3	0	12	2.4
15	Elmir Dzafic	3	0	5	1.7	0	0	.000	0	0	.000	0	0	.000	0	0	0	0.0	2	0	0	1	1	0	0	0.0
0	Jaden Karulewa	3	0	6	2.0	0	1	.000	0	1	.000	0	0	.000	0	1	1	0.3	0	0	0	1	0	0	0	0.0
2	Amere Brown	3	0	5	1.7	0	2	.000	0	0	.000	0	0	.000	0	0	0	0.0	0	0	0	0	0	0	0	0.0
14	Ayden Kelley	3	0	5	1.7	0	1	.000	0	0	.000	0	0	.000	0	0	0	0.0	0	0	0	0	0	0	0	0.0
TEAM.....													20 22 42 3.8				0			1			0			
RAZORBACKS.....				11	359 699 .514			73 219 .333	163 222 .734	115 263 378 34.4				183 2 177 100 63 75	954 86.7											
Opponents.....				11	312 679 .460			77 246 .313	163 225 .724	123 250 373 33.9				180 0 157 130 39 68	864 78.5											

SCORE BY PERIODS:	1st	2nd	Total
Arkansas	438	516	954
Opponents	419	445	864

DEADBALL REBOUNDS:	OFF	DEF	TOTAL
Arkansas	32	3	35
Opponents	40	2	42

2025-26 RAZORBACK GAME-BY-GAME STATISTICS

Opponent	Date	Score	W/L	• TOTAL •			• 3-PTRS •			• REBOUNDS •				PF	A	TO	Blk	Stl	Pts	Avg			
				FG	FGA	Pct	3FG	FGA	Pct	FT	FTA	Pct	Off								Def	Tot	Avg
SOUTHERN	11/03/25	109-77	W	37	73	.507	10	28	.357	25	29	.862	14	31	45	45.0	18	23	9	4	10	109	109.0
at Michigan St.	11/08/25	66-69	L	22	56	.393	7	28	.250	15	23	.652	13	20	33	39.0	21	16	14	6	11	66	87.5
CENTRAL ARKANSAS	11/11/25	93-56	W	31	63	.492	13	34	.382	18	22	.818	8	41	49	42.3	17	17	8	2	5	93	89.3
SAMFORD	11/14/25	79-75	W	28	62	.452	6	17	.353	17	22	.773	9	29	38	41.2	14	13	9	4	5	79	86.8
WINTHROP	11/18/25	84-83	W	29	58	.500	6	17	.353	20	22	.909	7	26	33	39.6	13	13	9	8	5	84	86.2
JACKSON ST.	11/21/25	115-61	W	39	61	.639	9	18	.500	28	36	.778	9	29	38	39.3	15	24	6	7	14	115	91.0
vs Duke	11/27/25	71-80	L	26	64	.406	10	30	.333	9	11	.818	10	19	29	37.9	18	17	12	3	8	71	88.1
LOUISVILLE	12/03/25	89-80	W	28	67	.418	6	18	.333	27	35	.771	18	28	46	38.9	15	14	10	3	5	89	88.2
vs Fresno St.	12/06/25	82-58	W	30	66	.455	11	30	.367	11	17	.647	10	29	39	38.9	15	18	8	5	11	82	87.6
vs Texas Tech	12/13/25	93-86	W	33	63	.524	10	19	.526	17	26	.654	16	24	40	39.0	15	18	7	6	6	93	88.1
QUEENS (NC)	12/16/25	108-80	W	36	64	.563	14	28	.500	22	27	.815	10	23	33	38.5	15	26	14	2	13	108	89.9
vs Houston	12/20/25	85-94	L	28	57	.491	8	20	.400	21	35	.600	12	22	34	38.1	18	13	12	4	3	85	89.5
JAMES MADISON	12/29/25	103-74	W	34	62	.548	15	28	.536	20	31	.645	12	25	37	38.0	15	24	6	6	7	103	90.5
TENNESSEE	01/03/26	86-75	W	25	59	.424	7	23	.304	29	33	.879	12	24	36	37.9	16	7	14	10	8	86	90.2
at Ole Miss	01/07/26	94-87	W	31	60	.517	10	24	.417	22	30	.733	14	23	37	37.8	16	19	11	2	7	94	90.5
at Auburn	01/10/26	73-95	L	25	58	.431	8	21	.381	15	21	.714	8	20	28	37.2	18	9	11	3	7	73	89.4
SOUTH CAROLINA	01/14/26	108-74	W	43	73	.589	8	21	.381	14	17	.824	12	24	36	37.1	12	27	4	8	12	108	90.5
at Georgia	01/17/26	76-90	L	29	72	.403	5	21	.238	13	16	.813	16	27	43	37.4	17	13	18	8	11	76	89.7
VANDERBILT	01/20/26	93-68	W	37	64	.578	9	22	.409	10	12	.833	10	29	39	37.5	15	25	7	4	5	93	89.8
LSU	01/24/26	85-81	W	34	60	.567	10	22	.455	7	18	.389	8	20	28	37.0	20	18	8	3	7	85	89.6
at Oklahoma	01/27/26	83-79	W	35	63	.556	2	17	.118	11	13	.846	7	24	31	36.8	13	17	6	3	4	83	89.3
KENTUCKY	01/31/26	77-85	L	29	59	.492	3	14	.214	16	26	.615	9	17	26	36.3	24	10	4	3	2	77	88.7
at Mississippi St.	02/07/26	88-68	W	36	69	.522	8	22	.364	8	12	.667	11	27	38	36.3	13	22	7	9	5	88	88.7
at LSU	02/10/26	91-62	W	35	62	.565	3	12	.250	18	24	.750	8	28	36	36.3	19	10	10	10	7	91	88.8
Arkansas		2131		760	1515	.502	198	534	.371	413	558	.740	263	609	872	36.3	392	413	224	123	178	2131	88.8
Opponents		1837		666	1524	.437	190	615	.309	315	449	.702	281	547	828	34.5	430	345	287	67	126	1837	76.5

Games played: 24

Points/game: 88.8

FG Pct: 50.2

3FG Pct: 37.1

FT Pct: 74.0

Rebounds/game: 36.3

Assists/game: 17.2

Turnovers/game: 9.3

Assist/turnover ratio: 1.8

Steals/game: 7.4

Blocks/game: 5.1

2025-26 OPPONENT GAME-BY-GAME STATISTICS

Opponent	Date	Score	W/L	• TOTAL •			• 3-PTRS •						• REBOUNDS •											
				FG	FGA	Pct	3FG	FGA	Pct	FT	FTA	Pct	Off	Def	Tot	Avg	PF	A	TO	Blk	Stl	Pts	Avg	
SOUTHERN	11/03/25	109-77	W	27	69	.391	12	27	.444	11	24	.458	12	25	37	37.0	20	10	12	3	3	77	77.0	
at Michigan St.	11/08/25	66-69	L	25	61	.410	1	14	.071	18	26	.692	19	26	45	41.0	15	18	14	4	7	69	73.0	
CENTRAL ARKANSAS	11/11/25	93-56	W	19	67	.284	4	41	.098	14	21	.667	10	25	35	39.0	19	11	8	2	5	56	67.3	
SAMFORD	11/14/25	79-75	W	28	68	.412	10	29	.345	9	10	.900	9	28	37	38.5	18	17	8	0	5	75	69.2	
WINTHROP	11/18/25	84-83	W	32	67	.478	15	31	.484	4	6	.667	8	22	30	36.8	20	18	10	2	3	83	72.0	
JACKSON ST.	11/21/25	115-61	W	22	64	.344	9	27	.333	8	11	.727	12	15	27	35.2	25	15	20	2	2	61	70.2	
vs Duke	11/27/25	71-80	L	29	59	.492	8	23	.348	14	21	.667	12	25	37	35.4	13	16	12	1	6	80	71.6	
LOUISVILLE	12/03/25	89-80	W	29	70	.414	8	37	.216	14	18	.778	12	24	36	35.5	25	13	9	3	2	80	72.6	
vs Fresno St.	12/06/25	82-58	W	22	63	.349	4	26	.154	10	13	.769	12	29	41	36.1	14	11	17	1	4	58	71.0	
vs Texas Tech	12/13/25	93-86	W	35	69	.507	13	31	.419	3	10	.300	14	19	33	35.8	17	21	7	4	4	86	72.5	
QUEENS (NC)	12/16/25	108-80	W	30	68	.441	6	25	.240	14	20	.700	16	18	34	35.6	20	12	17	1	6	80	73.2	
vs Houston	12/20/25	85-94	L	32	62	.516	11	25	.440	19	25	.760	10	23	33	35.4	24	13	9	2	7	94	74.9	
JAMES MADISON	12/29/25	103-74	W	24	58	.414	12	32	.375	14	19	.737	12	18	30	35.0	20	13	14	3	4	74	74.8	
TENNESSEE	01/03/26	86-75	W	29	59	.492	5	13	.385	12	23	.522	11	22	33	34.9	22	13	14	2	11	75	74.9	
at Ole Miss	01/07/26	94-87	W	31	61	.508	8	26	.308	17	21	.810	8	19	27	34.3	22	19	10	5	8	87	75.7	
at Auburn	01/10/26	73-95	L	34	60	.567	10	22	.455	17	24	.708	9	28	37	34.5	17	20	10	2	11	95	76.9	
SOUTH CAROLINA	01/14/26	108-74	W	28	63	.444	7	30	.233	11	14	.786	13	20	33	34.4	14	13	16	2	3	74	76.7	
at Georgia	01/17/26	76-90	L	32	69	.464	12	33	.364	14	16	.875	9	26	35	34.4	10	15	17	11	12	90	77.4	
VANDERBILT	01/20/26	93-68	W	22	58	.379	10	31	.323	14	19	.737	9	18	27	34.1	14	13	10	2	5	68	76.9	
LSU	01/24/26	85-81	W	28	61	.459	3	15	.200	22	25	.880	13	23	36	34.2	19	14	9	0	5	81	77.2	
at Oklahoma	01/27/26	83-79	W	35	63	.556	2	17	.118	11	13	.846	7	24	31	36.8	13	17	6	3	4	83	89.3	
KENTUCKY	01/31/26	77-85	L	30	56	.536	6	13	.462	19	30	.633	10	25	35	34.2	21	11	7	6	2	85	77.6	
at Mississippi St.	02/07/26	88-68	W	28	61	.459	3	15	.200	9	14	.643	9	24	33	34.1	10	15	11	7	3	68	77.2	
at LSU	02/10/26	91-62	W	21	68	.309	3	21	.143	17	27	.630	21	22	43	34.5	19	12	14	0	6	62	76.5	
Opponents		1837		666	1524	.437	190	615	.309	315	449	.702	281	547	828	34.5	430	345	287	67	126	1837	76.5	
Arkansas		2131		760	1515	.502	198	534	.371	413	558	.740	263	609	872	36.3	392	413	224	123	178	2131	88.8	

Games played: 24
Points/game: 76.5
FG Pct: 43.7
3FG Pct: 30.9
FT Pct: 70.2

Rebounds/game: 34.5
Assists/game: 14.4
Turnovers/game: 12.0
Assist/turnover ratio: 1.2
Steals/game: 5.3
Blocks/game: 2.8

ARKANSAS RAZORBACKS

2025-26 GAME-BY-GAME POINTS-ASSISTS-REBOUNDS

				0	1	2	5	7	11	12	14	15	21	23	24	30	35	99
Opponent	Date	Score	WL	Karulewta	Thomas	Brown	Acuff	Brazile	Knox	Ewin	Kelley	Džafić	Wagner	Pringle	Richmond	Sealy	Rtail	Semedo
SOUTHERN	11/03/25	109-77	W	0-1-1	21-6-7	0-0-0	22-2-4	25-11-1	DNP-Inj	6-4-0	0-0-0	1-0-0	8-4-7	8-8-0	6-3-1	12-3-2	DNP-Inj	DNP
at Mich St	11/08/25	66-69	L	DNP	16-6-2	DNP	16-2-6	3-2-0	0-4-4	4-2-0	DNP	DNP	13-2-3	6-7-1	8-6-0	0-0-0	DNP-Inj	DNP
UCA	11/11/25	93-56	W	DNP	17-6-6	DNP	21-6-4	DNP	19-10-1	10-5-0	DNP	DNP	7-3-4	9-8-0	4-4-0	6-6-2	DNP-Inj	DNP
SAMFORD	11/14/25	79-75	W	DNP	17-8-4	DNP	20-3-5	15-7-0	4-6-2	2-0-0	DNP	DNP	10-3-2	0-1-0	10-5-0	1-0-0	DNP-Inj	DNP
WINTHROP	11/18/25	84-83	W	DNP	26-3-3	DNP	12-2-5	14-8-2	9-3-1	2-3-0	DNP	DNP	2-1-1	13-7-0	6-1-1	DNP	DNP-Inj	DNP
JACKSON ST	11/21/25	115-61	W	0-0-0	13-2-3	1-0-0	10-0-2	8-7-1	17-10-1	21-3-3	0-0-0	1-0-0	16-0-7	4-5-3	14-5-2	10-4-2	DNP-Inj	DNP
vs Duke	11/27/25	71-80	L	DNP	13-1-2	DNP	21-2-5	11-11-2	2-2-0	7-3-1	DNP	DNP	3-1-3	3-1-2	11-5-2	DNP	DNP-Inj	DNP
LOUISVILLE	12/03/25	89-80	W	DNP	17-5-1	DNP	17-5-10	21-5-0	5-5-0	12-9-1	DNP	DNP	5-1-0	2-4-0	10-4-2	DNP	DNP-Inj	DNP
vs Fresno St	12/06/25	82-58	W	DNP	12-1-1	DNP	18-5-8	4-6-1	11-4-3	9-5-0	DNP	DNP	12-0-0	2-7-1	6-1-4	8-3-0	DNP-Inj	DNP
vs Texas Tech	12/13/25	93-86	W	DNP	8-2-2	DNP	20-4-8	24-10-0	20-6-1	9-6-1	DNP	DNP	4-0-1	2-4-1	6-3-4	DNP	DNP-Inj	DNP
QUEENS	12/16/25	108-80	W	5-1-0	3-4-6	0-0-0	23-3-10	26-4-3	11-5-3	0-2-1	1-0-0	DNP	10-0-3	14-7-0	15-5-0	0-1-0	DNP-Inj	DNP
vs Houston	12/20/25	85-94	L	DNP	7-1-1	DNP	27-5-7	5-6-0	3-2-1	20-9-1	DNP	DNP	11-1-2	0-2-0	12-2-1	DNP	DNP-Inj	DNP
JMU	12/29/25	103-74	W	0-0-0	28-2-0	0-0-0	17-1-6	8-7-3	7-4-1	11-9-1	3-0-0	1-1-0	14-0-4	4-6-2	8-4-6	2-2-1	DNP-Inj	DNP
TENNESSEE	01/03/26	86-75	W	DNP	18-3-1	DNP	29-3-4	7-7-0	11-7-0	12-6-0	DNP	DNP	2-2-2	2-1-0	5-0-0	DNP	DNP-Inj	DNP
at Ole Miss	01/07/26	94-87	W	DNP	13-1-2	DNP	26-0-9	18-6-1	10-6-2	5-2-0	DNP	DNP	3-2-4	6-5-0	13-6-1	DNP	DNP-Inj	DNP
at Auburn	01/10/26	73-95	L	DNP	17-3-4	DNP	19-1-1	12-5-1	0-1-0	13-12-1	DNP	DNP	4-2-2	3-2-0	3-1-0	2-0-0	DNP-Inj	DNP
SOUTH CARO	01/14/26	108-74	W	0-0-0	21-4-2	0-0-0	18-4-13	13-5-2	8-4-0	18-4-1	0-0-0	0-0-0	12-1-2	15-7-3	3-5-4	0-1-0	DNP-Inj	DNP-Inj
at Georgia	01/17/26	76-90	L	DNP	9-6-3	DNP	20-6-6	8-2-0	8-7-0	12-7-2	DNP	DNP	4-0-1	3-2-0	12-8-1	DNP	DNP-Inj	DNP-Inj
VU	01/20/26	93-68	W	0-0-0	13-5-5	0-0-0	17-2-5	10-14-5	16-4-2	16-4-1	0-0-0	0-0-0	11-1-3	8-4-1	2-2-3	0-0-0	DNP-Inj	DNP-Inj
LSU	01/24/26	85-81	W	DNP	14-2-3	DNP	31-2-6	7-7-1	5-5-2	6-5-1	DNP	DNP	7-0-2	4-2-0	11-2-3	DNP	DNP-Inj	DNP-Inj
at Oklahoma	01/27/26	83-79	W	DNP	16-4-1	DNP	21-3-10	6-7-4	11-2-0	12-4-1	DNP	DNP	0-3-0	8-2-1	9-3-0	DNP	DNP-Inj	DNP-Inj
KENTUCKY	01/31/26	77-85	L	DNP	10-0-1	DNP	22-2-3	16-8-2	0-1-0	11-5-2	DNP	DNP	4-0-1	0-0-0	14-5-1	DNP	DNP-Inj	DNP-Inj
at Miss St	02/07/26	88-68	W	DNP	17-3-3	DNP	24-5-8	19-8-4	DNP-Inj	2-2-1	DNP	DNP	DNP-Inj	6-11-1	14-4-3	6-1-2	DNP-Inj	DNP-Inj
at LSU	02/10/26	91-62	W	0-1-0	20-4-1	0-0-0	28-2-5	14-12-1	DNP	6-6-1	0-0-0	0-0-0	DNP	6-5-0	13-5-1	4-0-1	DNP-Inj	DNP-Inj

ARKANSAS RAZORBACKS

2025-26 STARTING LINEUPS

Date	Opponent	1	2	3	4	5	1st SUB(S)	Outcome	RECORD BY LINEUPS (6):						RECORD BY STARTER	
Nov. 3	SOUTHERN	Acuff	Wagner	Richmond	Brazile	Pringle	Thomas	W, 109-77	Acuff	Wagner	Richmond	Brazile	Pringle	2-2	Acuff	18-6
Nov. 8	at Mich St	Acuff	Wagner	Richmond	Brazile	Pringle	Thomas/Knox/Ewin	L, 66-69	Acuff	Wagner	Thomas	Knox	Pringle	2-0	Wagner	16-5
Nov. 11	UCA	Acuff	Wagner	Thomas	Knox	Pringle	Ewin/Richmond	W, 93-56	Acuff	Wagner	Knox	Brazile	Ewin	1-0	Brazile	16-6
Nov. 14	SAMFORD	Acuff	Wagner	Thomas	Knox	Pringle	Ewin/Richmond/Brazile	W, 93-56	Acuff	Wagner	Knox	Brazile	Pringle	8-3	Pringle	16-6
Nov. 18	WINTHROP	Acuff	Wagner	Knox	Brazile	Ewin	Pringle/Thomas/Richmond	W, 84-83	Acuff	Thomas	Knox	Brazile	Pringle	3-1	Knox	12-4
Nov. 21	JACKSON ST	Acuff	Wagner	Knox	Brazile	Pringle	Richmond/Thomas	W, 115-61	Acuff	Thomas	Richmond	Brazile	Pringle	2-0	Thomas	7-1
Nov. 27	vs Duke	Acuff	Wagner	Knox	Brazile	Pringle	Ewin/Thomas/Richmond	L, 71-80							Richmond	4-2
Dec. 3	LOUISVILLE	Acuff	Wagner	Knox	Brazile	Pringle	Richmond/Thomas/Ewin	W, 89-80							Ewin	1-0
Dec. 6	vs Fresno St	Acuff	Wagner	Knox	Brazile	Pringle	Ewin	W, 82-58								
Dec. 13	vs Texas Tech	Acuff	Wagner	Knox	Brazile	Pringle	Thomas	W, 93-86								
Dec. 16	vs QUEENS	Acuff	Wagner	Knox	Brazile	Pringle	Ewin	W, 108-80								
Dec. 20	vs Houston	Acuff	Wagner	Knox	Brazile	Pringle	Ewin	L, 94-85								
Dec. 29	vs JMU	Acuff	Wagner	Knox	Brazile	Pringle	Ewin	W, 103-74								
Jan. 1	vs TENNESSEE	Acuff	Wagner	Knox	Brazile	Pringle	Ewin/Thomas/Richmond	W, 86-75								
Jan. 7	at Ole Miss	Acuff	Wagner	Knox	Brazile	Pringle	Ewin/Thomas/Richmond	W, 94-87								
Jan. 10	at Auburn	Acuff	Wagner	Knox	Brazile	Pringle	Richmond	L, 73-95								
Jan. 14	SOUTH CARO	Acuff	Wagner	Richmond	Brazile	Pringle	Thomas/Ewin/Knox	W, 108-74								
Jan. 17	at Georgia	Acuff	Wagner	Richmond	Brazile	Pringle	Thomas/Ewin/Knox	L, 76-90								
Jan. 20	VANDERBILT	Acuff	Thomas	Knox	Brazile	Pringle	Richmond/Ewin/Wagner	W, 93-68								
Jan. 24	LSU	Acuff	Thomas	Knox	Brazile	Pringle	Richmond/Ewin/Wagner	W, 85-81								
Jan. 27	at Oklahoma	Acuff	Thomas	Knox	Brazile	Pringle	Ewin	W, 83-79								
Jan. 31	KENTUCKY	Acuff	Thomas	Knox	Brazile	Pringle	Richmond/Ewin	L, 77-85								
Feb. 7	at Miss State	Acuff	Thomas	Richmond	Brazile	Pringle	Ewin	W, 88-68								
Feb. 10	at Miss State	Acuff	Thomas	Richmond	Brazile	Pringle	Ewin	W, 91-62								

MOST DUNKS IN A GAME TEAM

- 16 vs Jackson State (11/21/25)
- 13 vs Vanderbilt (01/20/26)
- 10 vs South Carolina (01/14/26)

MOST DUNKS IN A GAME PLAYER

- 5 Malique Ewin vs Jackson State (11/21/25)
- 4 Malique Ewin vs Vanderbilt (01/20/26)
- 4 Nick Pringle vs South Carolina (01/14/26)
- 4 Nick Pringle vs Southern (11/03/25)

2025-26 ARKANSAS RAZORBACKS GAME HIGHS AND LEADERS

Opponent	DATE	SCORE	RESULT	POINTS	REBOUNDS	ASSISTS	STEALS	BLOCKED SHOTS
SOUTHERN	11/03/25	109-77	W	25-Trevon Brazile	11-Trevon Brazile	7-Mealeek Thomas D.J. Wagner	3-Mealeek Thomas	1-Darius Acuff Jr. Billy Richmond III D.J. Wagner Trevon Brazile
at Michigan St.	11/08/25	66-69	L	16-Darius Acuff Jr. Meleek Thomas	7-Nick Pringle	6-Darius Acuff Jr.	3-D.J. Wagner	3-Nick Pringle
CENTRAL ARKANSAS	11/11/25	93-56	W	21-Darius Acuff Jr.	10-Karter Knox	6-Mealeek Thomas	1-Karter Knox D.J. Wagner Malique Ewin Meleek Thomas Isaiah Sealy	1-Darius Acuff jr. Karter Knox
SAMFORD	11/14/25	79-75	W	20-Darius Acuff Jr.	8-Mealeek Thomas	5-Darius Acuff Jr.	2-Mealeek Thomas	1-Mealeek Thomas Billy Richmond III Trevon Brazile Malique Ewin
WINTHROP	11/18/25	84-83	W	26-Mealeek Thomas	8-Trevon Brazile	5-Darius Acuff Jr.	2-Mealeek Thomas	4-Trevon Brazile
JACKSON ST.	11/21/25	115-61	W	21-Malique Ewin	10-Karter Knox	7-D.J. Wagner	3-D.J. Wagner	2-Trevon Brazile D.J. Wagner
vs Duke	11/27/25	71-80	L	21-Darius Acuff Jr.	11-Trevon Brazile	5-Darius Acuff Jr.	2-Mealeek Thomas Trevon Brazile	2-Billy Richmond III
LOUISVILLE	12/03/25	89-80	W	21-Trevon Brazile	9-Malique Ewin	10-Darius Acuff Jr.	2-Trevon Brazile	1-Trevon Brazile Karter Knox Billy Richmond III
vs Fresno St.	12/06/25	82-58	W	18-Darius Acuff Jr.	7-Nick Pringle	8-Darius Acuff Jr.	4-Trevon Brazile	2-Malique Ewin
vs Texas Tech	12/13/25	93-86	W	24-Trevon Brazile	10-Trevon Brazile	8-Darius Acuff Jr.	2-Karter Knox Billy Richmond III	2-Karter Knox Trevon Brazile
QUEENS (NC)	12/16/25	108-80	W	26-Trevon Brazile	7-Nick Pringle	10-Darius Acuff Jr.	3-Darius Acuff Jr. Trevon Brazile	1-Karter Knox Isaiah Sealy
vs Houston	12/20/25	85-94	L	27-Darius Acuff Jr.	9-Malique Ewin	7-Darius Acuff Jr.	2-Billy Richmond III	2-Malique Ewin
JAMES MADISON	12/29/25	103-74	W	28-Mealeek Thomas	9-Malique Ewin	6-Darius Acuff Jr. Billy Richmond III	3-Malique Ewin	3-Trevon Brazile
TENNESSEE	01/03/26	86-75	W	29-Darius Acuff Jr.	7-Trevon Brazile Karter Knox	4-Darius Acuff Jr.	3-Mealeek Thomas	4-Malique Ewin
at Ole Miss	01/07/26	94-87	W	26-Darius Acuff Jr.	6-Karter Knox Trevon Brazile Billy Richmond III	9-Darius Acuff Jr.	2-Mealeek Thomas Darius Acuff Jr.	1-Karter Knox Darius Acuff Jr.
at Auburn	01/10/26	73-95	L	19-Darius Acuff Jr.	12-Malique Ewin	4-Mealeek Thomas	2-Billy Richmond III Meleek Thomas D.J. Wagner	2-Malique Ewin
SOUTH CAROLINA	01/14/26	108-74	W	21-Mealeek Thomas	7-Nick Pringle	13-Darius Acuff Jr.	4-Mealeek Thomas	2-Karter Knox Billy Richmond III
at Georgia	01/17/26	76-90	L	20-Darius Acuff Jr.	8-Billy Richmond III	6-Darius Acuff Jr.	4-Darius Acuff Jr.	3-Billy Richmond III
VANDERBILT	01/20/26	93-68	W	17-Darius Acuff Jr.	14-Trevon Brazile	5-Trevon Brazile Darius Acuff Jr. Meleek Thomas	4-Trevon Brazile	2-Trevon Brazile
LSU	01/24/26	85-81	W	31-Darius Acuff Jr.	7-Trevon Brazile	6-Darius Acuff Jr.	3-Trevon Brazile	2-Darius Acuff Jr.
at Oklahoma	01/27/26	83-79	W	21-Darius Acuff Jr.	7-Trevon Brazile	10-Darius Acuff Jr.	2-Billy Richmond III	2-Trevon Brazile
KENTUCKY	01/31/26	77-85	L	22-Darius Acuff Jr.	8-Trevon Brazile	3-Darius Acuff Jr.	1-Malique Ewin Billy Richmond III	3-Trevon Brazile
at Mississippi St.	02/07/26	88-68	W	24-Darius Acuff Jr.	11-Nick Pringle	8-Darius Acuff Jr.	2-Malique Ewin Meleek Thomas	4-Trevon Brazile
at LSU	02/10/26	91-62	W	28-Darius Acuff Jr.	12-Trevon Brazile	5-Darius Acuff Jr.	4-Trevon Brazile	5-Trevon Brazile

LED TEAM IN POINTS (including ties)	
Acuff	16
Brazile	4
Thomas	4
Ewin	1

LED TEAM IN REBS (including ties)	
Brazile	10
Pringle	5
Ewin	4
Knox	3
Richmond	2
Thomas	1

LED TEAM IN ASSISTS (including ties)	
Acuff	19
Thomas	4
Wagner	2
Richmond	1
Brazile	1

LED TEAM IN STEALS (including ties)	
Thomas	10
Brazile	7
Richmond	5
Wagner	4
Ewin	4
Acuff	3
Knox	2
Sealy	1

LED TEAM IN BLKS (including ties)	
Brazile	12
Knox	6
Richmond	6
Ewin	4
Wagner	2
Acuff	2
Acuff	2
Pringle	1
Thomas	1
Sealy	1

ARKANSAS RAZORBACKS

2025-26 SPECIALTY STATS (ARKANSAS/OPPONENT)

Opponent	Pts Off TO	Pts In Paint	2nd Chance	Fast Break	Bench	Lead Chng	Ties	Ark Largest Lead	Best Ark Run	Opp Largest Lead	Best Opp Run	Ark Led	Opp Led	Gm Tied
SOUTHERN	16 / 7	48 / 28	16 / 17	32 / 12	40 / 35	1	0	37 4:25 2nd	12-0	2 19:18 1st	8-0	38:35	0:43	0:42
at Michigan State	17 / 10	28 / 46	12 / 18	18 / 14	20 / 26	12	5	5 0:34 1st	8-0	8 7:06 2nd	8-0	10:08	25:40	3:12
UCA	9 / 11	30 / 26	10 / 16	30 / 13	20 / 17	0	0	38 1:04 2nd	13-0	- - -	6-0	39:21	-	0:39
SAMFORD	5 / 9	40 / 32	7 / 10	22 / 9	28 / 17	2	1	15 7:08 2nd	12-0	1 17:55 1st	6-0	38:47	0:17	0:56
WINTHROP	10 / 9	40 / 34	14 / 18	16 / 9	45 / 20	9	11	8 4:30 1st	11-0	7 12:46 2nd	7-0	20:10	14:41	5:09
JACKSON ST	38 / 2	56 / 20	12 / 19	34 / 4	60 / 43	1	2	64 4:43 2nd	24-0	3 17:31 1st	5-0	35:53	1:13	2:54
vs Duke	15 / 12	28 / 42	10 / 25	14 / 5	31 / 6	4	7	7 10:09 2nd	9-0	13 1:54 1st	10-0	18:10	16:51	4:59
LOUISVILLE	14 / 7	34 / 42	27 / 9	8 / 8	39 / 11	0	0	20 17:30 2nd	10-0	- - -	8-0	39:33	-	0:27
vs Fresno St.	16 / 8	30 / 32	10 / 10	26 / 11	35 / 24	0	0	32 10:35 2nd	10-0	- - -	8-0	38:02	-	1:58
vs Texas Tech	10 / 5	44 / 42	20 / 18	18 / 4	23 / 8	7	1	10 0:14 2nd	7-0	10 5:55 1st	7-0	6:36	32:04	1:20
QUEENS	25 / 17	42 / 42	19 / 16	32 / 14	24 / 29	1	0	36 8:15 2nd	13-0	5 18:59 1st	6-0	36:08	3:23	0:29
vs Houston	9 / 19	36 / 28	16 / 15	7 / 7	39 / 21	3	2	2 19:37 1st	9-0	21 9:34 1st	15-0	1:14	37:14	1:32
JAMES MADISON	21 / 8	32 / 24	17 / 13	31 / 5	53 / 25	2	3	33 3:42 2nd	16-0	6 2:04 1st	6-0	35:27	1:14	3:19
TENNESSEE	17 / 13	32 / 44	13 / 14	18 / 24	35 / 33	11	10	14 1:13 2nd	11-0	7 17:35 1st	7-0	20:25	12:59	6:11
at Ole Miss	17 / 12	34 / 28	14 / 6	8 / 9	31 / 28	2	2	16 7:35 2nd	11-0	2 15:36 1st	7-0	37:38	0:21	2:01
at Auburn	8 / 13	28 / 48	9 / 18	13 / 15	35 / 25	5	1	2 19:42 1st	5-0	29 2:05 2nd	11-0	1:52	37:00	1:08
SOUTH CAROLINA	22 / 2	66 / 36	14 / 12	32 / 7	47 / 15	2	4	43 2:31 2nd	11-0	1 17:53 1st	9-0	37:55	1:08	0:57
at Georgia	15 / 29	46 / 36	20 / 15	25 / 23	29 / 22	0	2	- - -	11-0	19 16:31 2nd	11-0	-	38:53	1:19
VANDERBILT	16 / 6	50 / 22	12 / 20	21 / 8	29 / 20	0	1	31 1:37 2nd	11-0	- - -	6-0	38:13	-	1:47
LSU	9 / 8	36 / 42	8 / 20	13 / 11	24 / 12	13	6	8 5:00 2nd	7-0	8 17:55 2nd	6-0	10:54	26:28	2:59
at Oklahoma	15 / 8	56 / 60	13 / 16	6 / 3	21 / 9	15	9	4 0:11 2nd	8-0	13 7:24 1st	9-0	11:26	23:36	4:58
KENTUCKY	8 / 5	46 / 44	9 / 10	2 / 9	29 / 20	4	4	4 12:19 2nd	6-0	13 12:41 1st	8-0	3:35	34:07	2:00
at Miss State	19 / 4	50 / 46	11 / 9	15 / 13	8 / 21	3	1	20 4:13 2nd	13-0	4 18:26 1st	7-0	35:22	3:10	1:28
at LSU	20 / 11	64 / 34	10 / 13	21 / 9	10 / 26	0	0	36 :34 2nd	9-0	- - -	7-0	39:38	-	0:22

BLACK BOX INDICATES
LARGEST UA LEAD
IN A LOSS

RED BOX INDICATES
LARGEST UA DEFICIT
IN A WIN

ARKANSAS RAZORBACKS

2025-26 SCORES BY HALF

Date	Opponent	1st HALF ARK OPP DIFF	2ND HALF ARK OPP DIFF	FINAL	Date	Opponent	1st HALF ARK OPP DIFF	2ND HALF ARK OPP DIFF	FINAL
Nov. 3	SOUTHERN	57 32 +25	52 45 +7	W, 109-77	Feb. 10	at LSU	42 27 +15	49 35 +14	W, 91-62
Nov. 8	at Michigan St	39 36 +3	27 33 -6	L, 66-69					
Nov. 11	UCA	43 34 +9	50 22 +28	W, 93-56					
Nov. 14	SAMFORD	45 35 +10	34 40 -6	W, 79-75					
Nov. 18	WINTHROP	43 41 +2	42 41 -1	W, 84-83					
Nov. 21	JACKSON ST	47 19 +26	68 42 +26	W, 115-61					
Nov. 27	vs Duke	35 41 -6	36 39 -3	L, 71-80					
Dec. 3	LOUISVILLE	47 29 +18	42 51 -9	W, 89-80					
Dec. 6	vs Fresno St	34 25 +10	48 34 +14	W, 82-58					
Dec. 13	vs Texas Tech	43 49 -6	50 37 +13	W, 93-86					
Dec. 16	QUEENS	60 36 +24	48 44 +4	W, 108-80					
Dec. 20	vs Houston	41 49 -8	44 45 -1	L, 94-85					
Dec. 29	JAMES MADISON	48 28 +20	55 46 +9	W, 103-74					
Jan. 3	TENNESSEE	37 38 +1	49 39 +10	W, 86-75					
Jan. 7	at Ole Miss	42 32 +10	52 55 -3	W, 94-87					
Jan. 10	at Auburn	34 49 -15	39 46 -7	L, 73-95					
Jan. 14	SOUTH CAROLINA	50 38 +12	58 36 +22	W, 108-74					
Jan. 17	at Georgia	32 45 -13	44 45 -1	L, 76-90					
Jan. 20	VANDERBILT	46 35 +11	47 33 -14	W, 93-68					
Jan. 24	LSU	33 37 -4	52 44 +8	W, 85-81					
Jan. 27	at Oklahoma	44 48 -4	39 31 +8	W, 83-79					
Jan. 31	KENTUCKY	35 42 -7	43 42 -1	L, 77-85					
Feb. 7	at Miss State	43 30 +13	45 38 +7	W, 88-68					

MOST PTS IN A HALF BY ARK

68 JACKSON ST 2nd

60 QUEENS 1st

58 SOUTH CAROLINA 2nd

57 SOUTHERN 1st

55 JAMES MADISON 2nd

11 total times to scores at least 50 in a half

MOST PTS IN A HALF BY OPP

55 at Ole Miss 2nd

51 LOUISVILLE 2nd

49 at Auburn 1st

49 vs Houston 1st

49 vs Texas Tech 1st

LARGEST HALFTIME LEAD

+26 JACKSON ST W by 64

+25 SOUTHERN W by 32

+24 QUEENS W by 28

+20 JAMES MADISON W by 29

BEST 2nd HALF DIFFERENTIAL

+28 SAMFORD W by 37

+26 JACKSON ST W by 64

+22 SOUTH CAROLINA W by 34

+14 at LSU W by 29

+14 VANDERBILT W by 25

+14 vs Fresno St W by 24

FEWEST PTS IN A HALF BY ARK

27 at Michigan State 2nd

32 at Georgia 1st

33 vs LSU 1st

FEWEST PTS IN A HALF BY OPP

19 JACKSON ST 1st

22 UCA 2nd

25 vs Fresno St 1st

27 at LSU 1st

LARGEST HALFTIME DEFICIT

-13 at Georgia L, 76-90

-13 at Auburn L, 73-95

-8 vs Houston L, 94-85

-7 vs Kentucky L, 77-85

-6 vs Texas Tech W, 93-86

-6 vs Duke L, 71-80

BEST COMEBACK IN 2nd HALF TO WIN

-8 (17:56 2nd) LSU W, 85-81

-7 (12:48 2nd) WINTHROP W, 84-83

-6 (14:30 2nd) vs TEXAS TECH W, 93-86

BEST COMEBACK OVERALL TO WIN

-13 (7:24 1st) at Oklahoma W, 83-79

-10 (7:47 1st) vs TEXAS TECH W, 93-86

LAST TIME AN ARKANSAS PLAYER...

• SCORING •

Scored 30 Points: 31 Darius Acuff Jr. vs LSU (01/24/26)

Scored 40 Points: 42 Khalif Battle vs Missouri (02/24/24)

Scored 50 Points: 51 Rotnei Clarke vs. Alcorn State (11/13/09)

RECORD: 51 Rotnei Clarke vs. Alcorn State (11/13/09)

• FIELD GOALS MADE •

Made 15 Field Goals: 15 (15-21) Rotnei Clarke vs. Alcorn State (11/13/09)

Made 20 Field Goals: 20 (2-30) Dean Tolson vs. Texas A&M (03/02/74)

RECORD: 20 (20-30) Dean Tolson vs. Texas A&M (03/02/74)

• FIELD GOALS ATTEMPTED •

Attempted 20 Field Goals: 20 (10-20) Meleek Thomas vs Winthrop (11/18/25)

Attempted 25 Field Goals: 26 (11-26) JD Notae vs Mercer (11/09/21)

RECORD: 30 (20-30) Dean Tolson vs. Texas A&M (03/02/74)

• FIELD GOAL PERCENTAGE •

Shot 100% FG (Min. 8 att): 100% Moses Kingsley (8-8) at Missouri (01/12/16)

RECORD (min 10 att): 100% Darryl Saulsberry (10-10) (01/14/75)

• 3-POINTERS MADE •

Made 7 3-pointers: 8 (8-11) Mason Jones at Texas A&M (03/07/20)

Made 10 3-pointers: 10 (10-13) by Isaiah Joe vs. FIU (12/01/18)

Made 11-Plus 3-pointers: 13 (13-17) by Rotnei Clarke vs. Alcorn State (11/13/09)

RECORD: 13 (13-17) by Rotnei Clarke vs. Alcorn State (11/13/09) (SEC record)

• 3-POINTERS ATTEMPTED •

Attempted 15 3-Pointers: 15 (6-15) Isaiah Joe at Texas A&M (03/07/20)

Attempted 20 3-Pointers: 24 (10-24) Pat Bradley vs. North Texas (12/30/98)

RECORD: 24 (10-24) Pat Bradley vs. North Texas (12/30/98) (SEC record)

• FREE THROWS MADE •

Made 10 Free Throws: 11 (11-11) Johnell Davis vs Texas Tech (03/27/25)

Made 15 Free Throws: 17 (17-18) Khalif Battle (03/02/24)

Made 20 Plus Free Throws: 22 (22-24) Martin Terry vs. Texas A&M (01/22/72)

RECORD: 22 (22-24) by Martin Terry vs. Texas A&M (01/22/72)

• FREE THROWS ATTEMPTED •

Attempted 15 Free Throws: 18 (17-18) Khalif Battle at Kentucky (03/02/24)

Attempted 20 Free Throws: 21 (12-21) Adou Thiero vs Illinois (11/28/24)

Attempted 24 Plus Free Throws: 24 (22-24) Martin Terry vs. Texas A&M (01/22/72)

RECORD: 24 (22-24) Martin Terry vs. Texas A&M (01/22/72)

• FREE THROW PERCENTAGE •

Shot 94% FT (min 15 att): 94.4% (17-18) Khalif Battle at Kentucky (03/02/24)

Shot 100% FT (min 10 att): 100% (11-11) Johnell Davis vs Texas Tech (03/27/25)

RECORD (min. 11 att): 9x - Best: Tommy Boyer (18-18) in 1963

• REBOUNDS •

Grabbed 15-19 Rebounds: 17 Trevon Brazile vs Stanford (11/22/23)

Grabbed 20-Plus Rebounds: 23 Nick Davis vs. Jackson State (11/21/97)

RECORD: 23 by Nick Davis vs. Jackson State (11/21/97)

• Grabbed 10 Offensive Rebounds: 11 Justin Smith vs Oral Roberts (03/27/21)

• Grabbed 10 Defensive Rebounds: 10 Trevon Brazile at Vanderbilt (03/04/25)

• ASSISTS •

Had 10 Assists: 13 by Darius Acuff Jr. vs South Carolina (01/14/26)

Had 15 Assists: 15 by Dontell Jefferson vs. Portland State (11/18/05)

RECORD: 15 by D. Jefferson vs. Portland St (11/18/05) & K. Reid vs Jackson St. 11/22/96

• STEALS •

Had 5 Steals: 5 Boogie Fland vs UCA (12/14/24)

Had 6-7 Steals: 6 Adou Thiero vs Little Rock (11/22/24)

Had 8-9 Steals: 8 JD Notae vs New Mexico State (03/19/22)

RECORD: 9 by Robert Shepard at Arizona (12/06/92)

• BLOCKED SHOTS •

Had 5 Blocks: 5 Trevon Brazile vs UCA (12/14/24)

Had 6-9 Blocks: 7 Makhel Mitchell vs Texas A&M (01/31/23)

Had 10 Blocks: 10 Steven Hill vs. Texas State (12/06/05)

RECORD: 10 Steven Hill vs. Texas St. (12/06/05) & Oliver Miller vs. Texas (02/04/90)

• TURNOVERS •

Committed 5-9 Turnovers: 7 Zvonimir Ivisic vs Pacific (11/18/24)

Committed 10 Plus Turnovers: 10 Courtney Fortson at South Carolina (02/21/09)

• MINUTES PLAYED •

40 Minutes (Regulation): 40:00 M. Thomas & T. Brazile at Miss State (02/07/26)

40+ Min with OT: 40:34 Karter Knox vs Texas (02/26/25)

45+ Minutes: 2 vs Stanford (11/22/23) - Trevon Brazile (45:52) - Devo Davis (45:14)

• MISCELLANEOUS •

2 Players Scored 20+ Pts In Same Game:

Darius Acuff Jr. (28) and Meleek (20) at LSU (02/10/26)

3 Players Scored 20+ Pts In Same Game: vs Texas Tech (12/13/25)

Trevon Brazile (24), Darius Acuff Jr. (20) and Karter Knox (20)

2 Players Scored 20+ Pts In Back-To-Back Gms: Nick Smith Jr. (26/24) & Ricky Council IV (22/20) vs Georgia (02/21/23) and at Alabama (02/25/23)

2 Players Scored 20+ Pts In 3 Straight: Mason Jones (41/20/21) & Isaiah Joe (20/21/24) vs Tulsa (12/14/19), Valpo (12/21/19) and Indiana (12/29/19)

8 Players Scored in Double Digits: Mississippi Valley State (11/25/20)

Connor Vanover (25), Desi Sills (19), Moses Moody (16), Vance Jackson (15)

Khalen Robinson (15), Justin Smith (13), JD Notae (13), Jalen Tate (12)

Scored 20-Plus in 5+ Consecutive Gms: (5) Darius Acuff Jr. 31, 21, 22, 24, 28 (01/24 to 02/10/26)

Scored 20 or More Points in 10-Plus Consecutive Games: (11) Todd Day

20, 23, 26, 26, 22, 31, 23, 21, 27, 21, 20 (12/01/90 to 01/12/91)

Scored 30-plus Points in 3 Straight Games: Khalif Battle and Mason Jones (only Razorbacks)

LAST - Battle: 42 vs. Mizzou (02/24/24), 36 vs Vandy (02/27/24), 34 at UK (03/02/24)

Most Pts Consecutive Gms: 82 Martin Terry 35 at TCU (02/20/73) & 47 vs. SMU (02/24/73)

Most Pts 3-Straight: 112 Khalif Battle 2024 43 vs MIZ (2/24), 36 vs VU (2/27) & 34 at UK (3/2)

Most Pts 4-Straight: 141 Khalif Battle 2024 - 43 vs MIZ (2/24), 36 vs VU (2/27), 34 at UK (3/2), 29 vs LSU (3/6)

Consecutive Free Throws Made: 48 Ricky Medlock (20 gms; 12/21/74 to 03/04/75)

Double-Double: Pts/Rebs: Trevon Brazile (10 & 14) vs Vanderbilt (01/20/26)

Double-Double: Pts/Assists: Darius Acuff Jr. (21 & 10) at Oklahoma (01/27/26)

Two Players with Double-Double in Same Game: vs Mississippi State (03/09/25)

Jonas Aidoo (21 pts & 10 rebs) and Trevon Brazile (11 pts & 11 rebs)

5 Straight Double-Doubles: (7) Jaylin Williams 13 & 11 vs AUB; 22 & 10 at BAMA;

13 & 11 at MIZ; 13 & 16 vs TENN; 15 & 10 at FLA; 16 & 12 vs UK; 19 & 10 vs LSU

3+ Straight Double-Doubles in SEC: (5) Jaylin Williams (AUB/@Bama/@MIZ/TEN/@FLA/UK/LSU)

Most Consecutive Double-Doubles: 9 Dean Tolson (1973-74) and 6 by Derek Hood (1998-99)

Three Players with Double-Double in Same Game: vs Alabama (01/16/10) - Marshawn Powell

18 pts, 10 rebs), Mike Washington (17 pts, 13 rebs) and Courtney Fortson (12 pts, 10 assists)

Had 5-Plus Assists in 5-Plus Consecutive Games: (5) Darius Acuff Jr.

13, 6, 5, 6, 10 (01/14/26 to 01/27/26)

Had 10 or More Assists in Back-to-Back Games: Jalen Harris

10 vs. FIU (12/01/18) and 12 at Colorado State (12/05/18)

Three-Plus Players with 5-Plus Assists in a Game: at Miami (12/03/24)

Boogie Fland (6), Adou Thiero (5) and D.J. Wagner (5)

Had 5 or More Steals in Back-to-Back Games: Ronnie Brewer

5 vs. Western Illinois (01/01/06) and 5 vs. Mississippi State (01/07/06)

LAST TIME AN OPPONENT PLAYER...

• SCORING •

Scored 30 Points: 30 Keyshawn Hall at Auburn (01/10/26)

Scored 40 Points: 41 Wade Taylor IV vs Texas A&M (01/16/24)

Scored 50 Points: 56 Oscar Robertson vs. Cincinnati (03/15/58) (most on record)

• FIELD GOALS MADE •

Made 15 Field Goals: 17 (17-24) Jodie Meeks vs. Kentucky (02/14/09)

Made 20 Field Goals: 21 Oscar Robertson vs. Cincinnati (03/15/58) (most on record)

• FIELD GOALS ATTEMPTED •

Att 30 Field Goals: 32 (13-32) Wade Taylor IV vs Texas A&M (01/16/24) (record)

Attempted 35 Field Goals: 36 Oscar Robertson vs. Cincinnati (03/15/58) (most on record)

• FIELD GOAL PERCENTAGE •

Shot 100% FG (Min. 7 att): Adam Wing (8-8) vs. Evansville (12/08/15)

• 3-POINTERS MADE •

Made 7 3-pointers: 7 (7-11) Tre Johnson vs Texas (02/26/25)

Made 10 3-pointers: 10 (10-19) Lance Weems at Auburn (01/06/96)

• 3-POINTERS ATTEMPTED •

Attempted 15 3-pointers: 15 (7-15) Tyler Hall vs. Montana State (11/21/18)

Attempted 20 3-pointers: 22 (5-22) Jeff Fryer vs. Loyola Marymount (03/16/89)

• FREE THROWS MADE •

Made 10 Free Throws: 10 (11-12) Collin Murray-Boyles at South Carolina (03/01/25)

Made 15 Free Throws: 15 (15-16) Shawn ast II (02/24/24)

• FREE THROWS ATTEMPTED •

Attempted 15 Free Throws: 15 (9-15) Trazarien White UNCW (12/30/23)

Attempted 20 Free Throws: 24 (18-24) Frank Williams vs. Illinois (12/08/01)

• FREE THROW PERCENTAGE •

Shot 100% FT (min 10 att): 10-10 Cam Carter at LSU (01/14/25)

• REBOUNDS •

Grabbed 15-19 Rebounds: 18 Igo Ililic Jr. at Tennessee (01/04/25)

Grabbed 20 Rebounds: 20 Antonio McDyeys vs. Alabama (03/11/95)

• Grabbed 10 Offensive Rebounds: 11 Tyler Davis at Texas A&M (01/30/18)

• Grabbed 10 Defensive Rebounds: 10 Wilson Jacques vs Fresno State (12/06/25)

• ASSISTS •

Had 10 Assists: 11 Tremont Waters vs. LSU (01/12/19)

Had 13 Assists: 13 Chuck Evans at Mississippi State (01/27/93) (most on record)

• STEALS •

Had 5 Steals: 6 Alpha Diallo at Providence (03/19/19)
Had 8 Steals: 8 Terry Conerway vs. Texas State (12/21/02)

• BLOCKED SHOTS •

Had 6-9 Blocks: 6 Johni Broome at Auburn (01/07/23)
Had 10 Plus Blocks: 10 P.J. Roberson vs. Grambling State (11/26/11)

• TURNOVERS •

Committed 7-9 Turnovers: 7 Lamar Washington vs Pacific (11/18/24)
Committed 10 Plus Turnovers: 12 Devin Gibson vs. UTSA (12/12/07)

LAST TIME ARKANSAS HIGHS...

• SCORING •

Scored 50 Points in 1st Half: 50 vs South Carolina (01/14/26)
Scored 50 Points in 2nd Half: 58 vs South Carolina (01/14/26)
Scored 60 or More Points in 1st Half: 60 vs Queens (12/16/25)
Scored 60 or More Points in 2nd Half: 68 vs Jackson St (11/21/25)
Scored 70 or More Points in a Half: 71 (1st) vs. Alcorn (11/13/09)
Scored 80 or More Points in a Half: 81 (2nd) vs. Miss Valley State (11/25/20)
Most Points in a Half: 88 (2nd) vs. U.S. International (12/09/89)

• FIELD GOALS MADE •

Made 40 Field Goals: 43 (43-73) vs South Carolina (01/14/26)
Made 50 Field Goals: 57 (57-99) vs. Troy (12/10/96)
RECORD: 68 (68-101) vs. U.S. International (12/09/89)

• FIELD GOALS ATTEMPTED •

Attempted 80 Field Goals: 86 (48-86) vs Miss Valley State (11/25/20)
Attempted 90 Field Goals: 99 (57-99) vs. Troy (12/10/96)
Attempted 100 Field Goals: 101 (68-101) vs. US International (12/09/89)
RECORD: 101 (68-101) vs. U.S. International (12/09/89)

• FIELD GOAL PERCENTAGE •

Shot 60% FG: .639 (39-61) vs Jackson State (11/21/25)
Shot 70% or Better FG: .727 (32-44) vs. Alabama State (12/21/83)
RECORD: .794 (27-34) vs. Texas Tech (1979)

• 3-POINTERS MADE •

Made 15 3-pointers: 15 (15-28) vs James Madison (12/29/24)
Made 20 3-pointers: 20 (20-40) vs Miss Valley State (11/25/20)
RECORD: 21 (21-37) vs. Troy (12/10/96)

• 3-POINTERS ATTEMPTED •

Attempted 30 3-pointers: 34 (13-34) vs UCA (11/11/25)
Attempted 40 3-pointers: 40 (20-40) vs Miss Valley State (11/25/20)
RECORD: 54 (19-54) vs. North Texas (12/30/98)

• 3-POINT PERCENTAGE •

Shot 50% 3PT FG (min. 15 att): .536 (15-28) vs James Madison (12/29/25)
Shot 60% or Better 3PT FG (min. 15 att): .611 (11-18) at Vanderbilt (03/06/19)
RECORD (min. 15 att): .667 (16-24) vs. Mississippi State (01/09/16)

• FREE THROWS MADE •

Made 30 Free Throws: 31 (31-40) vs Texas A&M (01/16/24)
Made 40 Free Throws: 41 (41-49) at Kentucky (01/25/92)
RECORD: 48 (48-53) vs. Ole Miss (01/17/04)

• FREE THROW ATTEMPTS •

Attempted 40 Free Throws: 40 (31-40) vs Texas A&M (01/16/24)
Attempted 50 Free Throws: 54 (36-54) vs LSU (03/04/20)
Attempted 60 Free Throws: 65 vs. TCU (1955)
RECORD: 65 vs. TCU (1955)

• FREE THROW PERCENTAGE •

Shot 85% FT (min. 20 att): .864 (19-22) vs Texas Tech (03/27/25)
Shot 90% or Better FT (min. 20 att): .909 (20-22) vs Winthrop (11/18/25)
RECORD (min 10 att): 100 3x - Best 16-16 at Kentucky (02/27/14)

• REBOUNDS •

Grabbed 45 Rebounds: 46 vs Louisville (12/03/25)
Grabbed 50 Rebounds: 52 vs Stanford (11/22/23)
Grabbed 55-Plus Rebounds: 58 vs Oral Roberts (12/20/20)
RECORD: 77 vs. Jackson State (01/22/02)

• ASSISTS •

Had 25 Assists: 25 vs Vanderbilt (01/20/26)
Had 30 Assists: 32 vs. Jackson State (11/22/96)
Had 40 Assists: 40 vs. Troy (12/10/96)
RECORD: 47 vs. U.S. International (12/09/89)

• STEALS •

Had 15 Steals: 15 vs Little Rock (11/22/24)
Had 20 Steals: 24 vs. Maryland-Eastern Shore (01/02/01)
Had 25 Steals: 26 vs. Louisiana-Monroe (11/25/00)
RECORD: 26 vs. Louisiana-Monroe (11/25/00)

• BLOCKED SHOTS •

Had 10 Blocks: 10 at LSU (02/10/26)
Had 13 Blocks: 13 vs Texas A&M (01/31/23)
Had 15 Blocks: 15 vs Gardner-Webb (11/10/23)
RECORD: 18 vs. Missouri (12/05/95)

• MOST TURNOVERS •

Had 25 Turnovers: 25 at South Carolina (02/21/09)
Had 30 Turnovers: 32 vs. Providence (11/16/07)
RECORD: 32 vs. Providence (11/16/07)

• FOULS •

Committed 25 Fouls: 27 at Texas A&M (02/20/24)
Committed 30 Fouls: 33 at Missouri (01/18/23)
RECORD: 38 vs. Missouri (12/04/61)

LAST TIME ARKANSAS LOWS...

• SCORING •

Held to 40-45 Points: 43 at Florida (01/22/11)
Held to 46-49 Points: 46 at Mississippi State (02/09/16)
Held to 50-55 Points: 53 at South Carolina (03/01/25)
Held to 56-59 Points: 57 vs Kentucky (01/27/24)
Held to 19 Points or Less in a Half: 14 (1st half) at South Carolina (03/01/25)

• FIELD GOALS •

Held to Below 20 Field Goals Made: 15 (15-52) At South Carolina (03/01/25)

• FIELD GOAL PERCENTAGE •

Held to 20-29% FG: .288 (15-52) at South Carolina (03/01/25)
Held to 30-35% FG: .310 (18-58) vs Georgia (01/22/25)

• 3-POINTERS •

Did not Make a 3-pointer: 0 (0-1) vs South Carolina (01/18/22)
Held to 1-2 3-PT FG Made: 2 (2-17) at Oklahoma (01/27/26)
Attempted Single-Digit 3-pointers: 6 (4-6) at Missouri (01/31/24)

• 3-POINT PERCENTAGE •

Shot 10.9% or Worse 3PT FG: 10.5 (2-19) vs St. John's (03/22/25)
Shot 11-19% 3PT FG: .111 (2-17) at Oklahoma (01/27/26)

• FREE THROWS •

Made 5 or Less Free Throws: 5 (5-9) vs Miami (12/03/24)
Attempted Single Digit Free Throws: 9 (5-9) vs Miami (12/03/24)

• FREE THROW PERCENTAGE •

Shot 40-49% FT: .462 (6-13) at Tennessee (01/04/25)
Shot Below 40% FT: .389 (7-18) vs LSU (01/24/26)

• REBOUNDING •

Had 19 or Fewer Rebounds: 19 at Missouri (03/05/13)
Had 20-25 Rebounds: 25 vs Oklahoma (12/10/22)

• ASSISTS •

Held to 6 Assists or less: 6 vs Georgia (01/22/25)

• STEALS •

Had 0 Steals: vs Texas Tech (03/21/21) (only time on record)
Had 1 Steal: 1 vs Texas A&M (01/16/24)
Had 2 Steals: 2 vs Mississippi State (03/08/25)

• BLOCKED SHOTS •

Had No Blocked Shots: 0 vs Missouri (1/23/19)

• FEWEST TURNOVERS •

Had 1-4 Turnovers: 4 vs South Carolina (01/14/26)
Had 5 Turnovers: 5 vs South Carolina 013/20/24)

• FOULS •

Had Single Digit Fouls: 7 vs UTSA (12/07/24)

ARKANSAS IN OVERTIME...

Overall Record	72-61	Cal Era: 1-1
• Single OT	63-58	Cal Era: 1-1
• Double OT	9-2	Cal Era: --
• Triple OT	0-1	Cal Era: --

LAST TIME:

Played in a Single OT game:	03/27/25 vs Texas Tech	L, 85-83 (OT)
Played in a 2OT game:	11/22/23 vs Stanford	W, 77-74 (2 OT)
• Cal Era	--	
Played in a 3OT game:	02/09/80 vs Houston	L, 90-84 (3 OT)
• Cal Era	--	

LAST TIME AN OPPONENT HIGHS...

• SCORING •

Scored 100 Points: 106 at Tennessee (01/15/19)
Scored 111 Points: 111 at Kentucky (03/02/24)
Scored 50 Points in 1st Half: 53 at Kentucky (03/02/24)
Scored 50 Points in 2nd Half: 51 vs Louisville (12/03/25)
Scored 60 or More Points in a Half: 63 (2nd half) at Vanderbilt (01/14/23)

• FIELD GOALS MADE •

Made 40 Field Goals: 40 (40-68) by Texas (01/05/10)
Made 45 Field Goals: 45 (45-80) vs. Pittsburgh (12/29/86)

• FIELD GOALS ATTEMPTED •

Attempted 70 Field Goals: 75 (21-75) vs St. John's (03/22/25)
Attempted 80 Field Goals: 83 (34-83) vs Texas Tech (03/27/25)

• FIELD GOAL PERCENTAGE •

Shot 60% FG: .611 (15-23) vs. Auburn (02/17/16)
Shot 65% FG: .677 (4-65) vs. North Carolina (03/23/08)
Shot 69% FG: .698 (37-53) at Auburn (01/14/95)

• 3-POINTERS MADE •

Made 15 3-pointers: 15 (15-32) vs Winthrop (11/18/25)
Made 17 3-pointers: 17 (17-37) vs UNI (11/17/21) - **TIES RECORD BY OPP (3x)**

• 3-POINTERS ATTEMPTED •

Attempted 35 3-pointers: 37 (8-37) vs Louisville (12/03/25)
Attempted 40 3-pointers: 41 (4-41) vs UCA (11/11/25)

• 3-POINT PERCENTAGE •

Shot 50% 3PT FG (min 15 att): .522 (12-23) at LSU (02/03/24)
Shot 60% or Better 3PT FG (min 15 att): .667 (12-18) at Tennessee (03/05/22)

• FREE THROWS •

Made 30 Free Throws: 34 (34-42) at Kentucky (03/02/24)
Made 40 Free Throws: 40 (40-50) vs. UMass (11/25/94)

• FREE THROW ATTEMPTS •

Attempted 35 Free Throws: 39 (25-39) at Texas A&M (02/20/24)
Attempted 40 Free Throws: 42 (34-42) at Kentucky (03/02/24)
Attempted 50 Free Throws: 50 (39-50) vs. South Carolina (03/11/04)

• FREE THROW PERCENTAGE •

Shot 85% FT (min. 10 att): .875 (21-24) vs Tennessee (02/14/24)
Shot 90% or Better FT (min. 10 att): .923 (12-13) vs Texas (02/26/25)
Shot 100% (min. 10 att): 1.000 (14-14) vs Florida (02/16/21)

• REBOUNDING •

Grabbed 45 Rebounds: 49 vs Florida (01/11/25)
Grabbed 50 Rebounds: 51 vs Texas Tech (03/27/25)
Grabbed 55-Plus Rebounds: 60 vs Auburn (02/08/22)
• Grabbed 20 Offensive Rebounds: 28 vs St. John's (03/22/25)

• ASSISTS •

Had 25 Assists: 25 vs. Louisville (11/17/09)
Had 30 Assists: 30 at UAB (01/27/90)

• STEALS •

Had 15 Steals: 15 at LSU (02/24/10)
Had 18 Steals: 18 vs. Alcorn State (12/02/95)

• BLOCKED SHOTS •

Had 10-12 Blocks: 11 at LSU (01/14/25)
Had 13 Blocks: 13 at Kentucky (01/17/12)

• MOST TURNOVERS •

Had 20 Turnovers: 20 vs Jackson St (11/21/25)
Had 25 Turnovers: 27 vs Bradley (12/17/22)
Had 30 Turnovers: 30 vs. Fordham (11/11/22)
MOST ON RECORD: 42 vs. Grambling (12/31/00) and Bethune-Cookman (12/02/97)

• FOULS •

Committed 30-plus Fouls: 32 vs Alabama (02/24/21)
RECORD: 36 vs. Centenary (12/04/82)

LAST TIME AN OPPONENT LOWS

• SCORING •

Held to 30-39 Points: 35 vs UMES (11/26/24)
Held to 40-45 Points: 40 vs LSU (01/24/23)
Held to 46-49 Points: 49 vs Troy (11/13/24)
Held to 50-55 Points: 56 vs UCA (11/11/25)
Held Below 20 Points in 1st Half: 15 vs UMES (11/26/24)
Held Below 20 Points in 2nd Half: 18 vs Savannah State (12/12/13)
No Opponent Player Scored in Double-Digits: vs UMES (11/26/24)

• FIELD GOAL PERCENTAGE •

Held to 21% or Worse FG: .209 (13-62) vs. Jackson State (11/22/02)
Held to 20-29% FG: .284 (19-67) vs UCA (11/11/25)
Held to 30-35% FG: .333 (18-54) vs UCA (12/14/24)

• 3-POINTERS •

Did not Make a 3-pointer: 0 (0-10) by Mississippi State (02/07/15)
Held to 1 3-PT FG Made: 1 (1-14) at Michigan State (11/08/25)
Held to 2 3-PT FG Made: 2 (2-22) vs St. John's (03/22/25)

• 3-POINT PERCENTAGE •

Shot 10% or Worse 3PT FG: .098 (4-41) vs UCA (11/11/25)
Shot 11-16% 3PT FG: .118 (2-17) vs Oakland (12/30/24)
Shot 17-19% 3PT FG: .182 (4-22) vs NCA &T (12/21/24)

• FREE THROWS •

Made Fewer than 5 Free Throws: 3 (3-10) vs Texas Tech (12/13/25)
Made 5-9 Free Throws: 5 (5-5) vs UTSA (12/07/24)

• FREE THROW ATTEMPTS •

Attempted Single Digit Free Throws: 6 (3-6) vs LSU (02/12/25)

• FREE THROW PERCENTAGE •

Shot Below 40% FT: .300 (3-10) vs Texas Tech (12/13/25)
Shot 40-49% FT: .462 (5-13) vs Ole Miss (01/21/23)

• REBOUNDING •

Had 19 or Fewer Rebounds: 19 vs Auburn (03/09/23)
Had 20-25 Rebounds: 22 vs UTSA (12/07/23)

• ASSISTS •

Held 5 Assists or Fewer: 5 vs St. John's (03/22/25)

• STEALS •

Had No Steals: 0 vs Vanderbilt (01/15/20)
Had 1 Steal: 1 vs South Carolina (01/20/24)
Had 2 Steals: 2 vs Louisville (12/03/25)

• BLOCKED SHOTS •

Had No Blocked Shots: 0 at LSU (02/10/26)

• FEWEST TURNOVERS •

Had 0-2 Turnovers: 2 vs Mississippi State (03/08/25)
Had 3-5 Turnovers: 5 vs Samford (11/14/25)

• FOULS •

Had Single Digit Fouls: 9 vs UMES (11/26/24)
Committed 10-14 Fouls: 14 vs UNI (11/17/21)

GAME 1	Southern	32 45	77
#14/15 ARKANSAS	57 52	109	
Nov. 3, 2025 • Fayetteville, Ark. • Bud Walton Arena			

Southern 77 • 0-1

#	Player	Total			3-Ptr			Rebounds			PF	TP	A	TO	Blk	Stl	Min
		FG-FGA	FG-FGA	FT-FTA	Off	Def	Tot	Off	Def	Tot							
01	DaMariee Jones	f	4-8	0-0	1-2	4	3	7	3	9	1	1	1	0	0	0	26
08	Malek Abdelgowad	f	4-7	0-0	0-0	2	4	6	1	8	0	3	0	0	0	0	13
03	Cam Amboree	g	1-4	1-2	0-0	0	2	2	1	3	0	2	0	0	0	0	10
10	Michael Jacobs	g	6-14	2-4	8-16	0	1	1	2	22	4	5	0	1	0	1	32
35	PJ Dobiul	g	0-2	0-0	0-0	0	0	0	2	0	0	0	0	0	0	0	4
00	Rondae Hill	g	3-6	3-5	0-0	0	1	1	1	9	0	1	0	0	0	0	14
04	Brandon Hardy	g	1-3	1-2	0-0	0	2	2	1	3	1	0	0	0	1	1	23
05	Jayce Depron	g	0-4	0-3	0-0	0	0	0	0	2	0	0	0	0	0	0	6
13	Lionel Bell	g	0-0	0-0	0-0	1	1	2	1	0	0	0	0	1	0	0	6
14	Fazl Oshodi	g	5-13	5-10	0-0	1	2	3	0	15	3	0	0	1	0	1	26
23	Terrance Dixon Jr.	g	1-3	0-0	1-2	0	3	3	3	3	1	0	1	0	0	0	20
24	Ashton Magee	g	2-5	0-1	1-4	3	2	5	3	5	0	0	0	0	0	0	20
	Team					1	4	5									
Totals			27-69	12-27	11-24	12	25	37	20	77	10	12	3	3			200
FG % 1st Half:		11-34	32.4%	2nd half:	16-35	45.7%	Game:	27-69	39.1%								Deadball Rebound: 11
3FG % 1st Half:		6-13	46.2%	2nd half:	6-14	42.9%	Game:	12-27	44.4%								
FT % 1st Half:		4-9	44.4%	2nd half:	7-15	46.7%	Game:	11-24	45.8%								

Arkansas 109 • 1-0

#	Player	Total			3-Ptr			Rebounds			PF	TP	A	TO	Blk	Stl	Min
		FG-FGA	FG-FGA	FT-FTA	Off	Def	Tot	Off	Def	Tot							
07	Trevon Brazile	f	8-14	1-3	8-10	2	9	11	0	25	1	1	1	1	0	1	28
23	Nick Pringle	f	4-7	0-0	0-0	3	5	8	3	8	0	0	0	0	0	0	24
24	Billy Richmond III	f	2-4	0-2	2-2	0	3	3	5	6	1	1	1	0	0	0	16
05	Darius Acuff Jr.	g	8-13	3-5	3-3	1	1	2	1	22	4	2	1	1	0	1	29
21	D.J. Wagner	g	3-11	2-7	0-0	0	4	4	3	8	7	2	1	2	0	1	32
00	Jaden Karulewta	g	0-0	0-0	0-0	0	1	1	0	0	1	0	0	0	0	0	2
01	Meleek Thomas	g	7-15	4-10	3-4	4	2	6	2	21	7	1	0	3	0	3	30
02	Amer Brown	g	0-0	0-0	0-0	0	0	0	0	0	0	0	0	0	0	0	1
12	Malique Ewin	g	2-3	0-0	2-2	3	1	4	2	6	0	0	0	0	0	1	17
14	Ayden Kelley	g	0-0	0-0	0-0	0	0	0	0	0	0	0	0	0	0	0	1
15	Elmir Dzafic	g	0-0	0-0	1-2	0	0	0	0	0	1	0	2	0	0	1	3
30	Isaiah Sealy	g	3-6	0-1	6-6	1	2	3	2	12	2	0	0	0	1	1	17
	Team					0	3	3									
Totals			37-73	10-28	25-29	14	31	45	18	109	23	9	4	10			200
FG % 1st Half:		17-32	53.1%	2nd half:	20-41	48.8%	Game:	37-73	50.7%								Deadball Rebound: 1,1
3FG % 1st Half:		6-10	60.0%	2nd half:	4-18	22.2%	Game:	10-28	35.7%								
FT % 1st Half:		17-18	94.4%	2nd half:	8-11	72.7%	Game:	25-29	86.2%								

Officials: Mike Nance,Patrick Evans,Joe Lindsay
Technical fouls: Southern-None. Arkansas-None.
Attendance: 19200

Score by periods	1st	2nd	Total
Southern	32	45	77
Arkansas	57	52	109

Last FG - SU 2nd-00:45, AR 2nd-00:00.
Largest lead - SU by 2 1st-19:18, AR by 37 2nd-04:25.
SU led for 00:43. AR led for 38:35. Game was tied for 00:42.

Score tied - 0 times.
Lead changed - 1 time.

GAME 2	#14/15 ARKANSAS	39 27	66
#22/21 Michigan State	36 33	69	
Nov. 8, 2025 • East Lansing, Mich. • Breslin Center			

Arkansas 66 • 1-1

#	Player	Total			3-Ptr			Rebounds			PF	TP	A	TO	Blk	Stl	Min
		FG-FGA	FG-FGA	FT-FTA	Off	Def	Tot	Off	Def	Tot							
07	Trevon Brazile	f	1-5	0-2	1-2	0	2	2	4	3	0	2	1	1	0	1	15
23	Nick Pringle	f	2-2	0-0	2-4	4	3	7	5	6	1	1	3	2	0	0	28
24	Billy Richmond III	f	3-8	1-4	1-2	2	4	6	1	8	0	2	1	0	0	0	28
05	Darius Acuff Jr.	g	5-16	2-8	4-7	1	1	2	2	16	6	1	0	2	0	2	33
21	D.J. Wagner	g	4-6	2-4	3-4	0	2	2	2	13	3	1	0	3	0	1	31
01	Meleek Thomas	g	5-15	2-9	4-4	2	4	6	3	16	2	2	0	1	0	1	29
11	Karter Knox	g	0-1	0-1	0-0	0	4	4	2	0	4	4	0	0	1	1	19
12	Malique Ewin	g	2-3	0-0	0-0	2	0	2	2	4	0	1	1	1	0	1	16
30	Isaiah Sealy	g	0-0	0-0	0-0	0	0	0	0	0	0	0	0	0	0	0	1
	Team					2	0	2									
Totals			22-56	7-28	15-23	13	20	33	21	66	16	14	6	11			200
FG % 1st Half:		14-28	50.0%	2nd half:	8-28	28.6%	Game:	22-56	39.3%								Deadball Rebound: 3
3FG % 1st Half:		5-14	35.7%	2nd half:	2-14	14.3%	Game:	7-28	25.0%								
FT % 1st Half:		6-10	60.0%	2nd half:	9-13	69.2%	Game:	15-23	65.2%								

Michigan St. 69 • 2-0

#	Player	Total			3-Ptr			Rebounds			PF	TP	A	TO	Blk	Stl	Min
		FG-FGA	FG-FGA	FT-FTA	Off	Def	Tot	Off	Def	Tot							
00	Jaxon Kohler	f	5-13	0-3	0-0	4	3	7	1	10	3	3	0	1	0	1	31
55	Coen Carr	f	4-7	0-1	7-8	2	5	7	3	15	3	2	0	1	0	1	30
15	Carson Cooper	c	3-5	0-0	3-4	1	1	2	3	9	2	0	2	1	0	1	21
01	Jeremy Fears Jr.	g	0-7	0-2	4-6	1	2	3	3	4	9	3	0	0	1	1	34
09	Trey Fort	g	2-6	1-4	0-0	1	1	2	1	5	0	2	1	1	0	1	15
02	Kur Teng	g	0-2	0-1	0-0	0	0	0	0	0	0	0	1	0	0	0	6
03	Cameron Ward	g	8-13	0-1	2-4	3	7	10	1	18	0	2	0	2	0	2	22
06	Jordan Scott	g	2-4	0-1	2-4	3	4	7	2	6	0	0	1	0	0	1	26
35	Jesse McCulloch	g	1-2	0-1	0-0	0	0	0	0	2	0	0	0	0	0	0	4
99	Divine Ugochukwu	g	0-2	0-0	0-0	1	0	1	1	0	1	1	0	0	0	0	11
	Team					3	3	6									
Totals			25-61	1-14	18-26	19	26	45	15	69	18	14	4	7			200
FG % 1st Half:		14-37	37.8%	2nd half:	11-24	45.8%	Game:	25-61	41.0%								Deadball Rebound: 5
3FG % 1st Half:		0-7	0.0%	2nd half:	1-7	14.3%	Game:	1-14	7.1%								
FT % 1st Half:		8-11	72.7%	2nd half:	10-15	66.7%	Game:	18-26	69.2%								

Officials: Bart Lenox,Keith Kimble,Brian Dorsey
Technical fouls: Arkansas-None. Michigan St.-None.
Attendance: 14797

Score by periods	1st	2nd	Total
Arkansas	39	27	66
Michigan St.	36	33	69

Last FG - AR 2nd-02:43, MIST 2nd-06:02.
Largest lead - AR by 5 1st-00:34, MIST by 8 2nd-07:06.
AR led for 10:24. MIST led for 26:24. Game was tied for 03:12.

Score tied - 5 times.
Lead changed - 12 times.

GAME 3	Central Arkansas	34 22	56
#21/21 ARKANSAS	43 50	93	
Nov. 11, 2025 • Fayetteville, Ark. • Bud Walton Arena			

Central Arkansas 56 • 1-2

#	Player		Total		3-Ptr		Rebounds			PF	TP	A	TO	Blk	Stl	Min
			FG-FGA	FG-FGA	FT-FTA	Off	Def	Tot								
25	Malchiah Marable	f	0-2	0-1	0-0	0	3	3	2	0	2	2	0	0	0	14
01	Camren Hunter	f	7-18	0-7	2-2	1	3	4	2	16	0	1	0	1	0	28
11	Rashad Bolden	f	2-12	1-8	2-3	0	3	3	1	7	0	0	0	0	2	28
12	Ty Robinson	f	5-10	1-6	4-5	3	2	5	3	15	0	0	1	0	0	22
24	Cole McCormick	f	0-2	0-2	1-2	1	0	1	4	1	2	1	1	1	1	17
00	Truman Byrne	f	1-5	1-5	0-0	2	4	6	3	3	1	0	0	0	0	16
02	Javion Guy-King	f	0-5	0-3	3-5	0	2	2	3	3	2	2	0	0	0	22
05	Tyler Lee	f	1-2	1-2	1-3	0	3	3	0	4	2	0	0	0	0	18
09	Harrison Beauchamp	f	0-0	0-0	0-0	0	0	0	0	0	0	0	0	0	0	3
13	Parker Applegate	f	0-1	0-1	0-0	0	0	0	0	0	0	0	0	0	0	3
23	Chris Mason	f	0-1	0-1	0-0	0	1	1	0	0	0	1	0	0	0	9
32	Luke Moore	f	3-9	0-5	1-1	0	0	0	1	7	2	1	0	1	0	20
	Team					3	4	7								
Totals				19-67	4-41	14-21	10	25	35	19	56	11	8	2	5	200
FG % 1st Half: 12-39			30.8%	2nd half: 7-28	25.0%	Game: 19-67			28.4%	Deadball Rebound: 3						
3FG % 1st Half: 4-23			17.4%	2nd half: 0-18	0.0%	Game: 4-41			9.8%							
FT % 1st Half: 6-8			75.0%	2nd half: 8-13	61.5%	Game: 14-21			66.7%							

GAME 5	Winthrop	41	42	83
#21/22 ARKANSAS		43	41	84
Nov. 18, 2025 • Fayetteville, Ark. • Bud Walton Arena				

Winthrop 83 • 2-3

#	Player	Total		3-Ptr		Rebounds			PF	TP	A		TO	Blk	Stl	Min
		FG-FGA	FG-FGA	FT-FTA	Off	Def	Tot									
##	Logan Duncomb	c	6-10	0-0	1-2	2	2	4	5	13	2	1	1	0	22	
01	Isaiah Wilson	g	0-2	0-1	0-0	0	0	0	1	0	2	2	0	0	12	
02	Kareem Rozier	g	8-11	7-10	0-0	0	2	2	3	23	5	1	0	0	31	
07	Daylen Berry	g	4-13	2-6	1-2	0	2	2	3	11	2	2	0	0	33	
11	Kody Clouet	g	6-9	4-6	0-0	1	3	4	3	16	1	0	0	0	24	
03	Josh Meo		1-5	0-2	2-2	0	1	1	0	4	0	1	0	0	17	
04	Pharell Boyogueno		2-4	1-3	0-0	0	3	3	0	5	1	1	1	2	12	
15	Tommy Kamarad		1-3	1-3	0-0	0	2	2	0	3	3	1	0	0	10	
21	Tai Hamilton		0-0	0-0	0-0	0	0	0	1	0	0	0	0	0	5	
23	Edward Nnamoko		1-5	0-0	0-0	2	3	5	3	2	1	1	0	0	12	
25	Seifeldin Hendawy		3-5	0-1	0-0	1	3	4	1	6	1	0	0	1	22	
Team							2	1	3							
Totals			32-67	15-32	4-6	8	22	30	20	83	18	10	2	3	200	
FG % 1st Half:		16-35	45.7%	2nd half:	16-32	50.0%	Game:	32-67	47.8%	Deadball Rebound: 2						
3FG % 1st Half:		7-16	43.8%	2nd half:	8-16	50.0%	Game:	15-32	46.9%							
FT % 1st Half:		2-2	100.0%	2nd half:	2-4	50.0%	Game:	4-6	66.7%							

Arkansas 84 • 4-1

#	Player	Total		3-Ptr		Rebounds			PF	TP	A		TO	Blk	Stl	Min
		FG-FGA	FG-FGA	FT-FTA	Off	Def	Tot									
07	Trevon Brazile	f	5-6	0-0	4-4	1	7	8	1	14	2	1	4	1	35	
11	Karter Knox	f	3-7	1-2	2-2	1	2	3	2	9	1	2	0	1	24	
12	Malique Ewin	f	1-2	0-0	0-0	2	1	3	1	2	0	1	1	0	7	
05	Darius Acuff Jr.	g	3-10	2-4	4-4	0	2	2	2	12	5	3	0	0	33	
21	D.J. Wagner	g	0-5	0-2	2-2	0	1	1	1	2	1	0	1	1	19	
01	Meleek Thomas		10-20	3-8	3-4	1	2	3	2	26	3	1	0	2	34	
23	Nick Pringle		5-5	0-0	3-4	1	6	7	3	13	0	1	2	0	28	
24	Billy Richmond III		2-3	0-1	2-2	1	0	1	1	6	1	0	0	0	20	
Team							0	5	5							
Totals			29-58	6-17	20-22	7	26	33	13	84	13	9	8	5	200	
FG % 1st Half:		14-33	42.4%	2nd half:	15-25	60.0%	Game:	29-58	50.0%	Deadball Rebound: 2.1						
3FG % 1st Half:		3-12	25.0%	2nd half:	3-5	60.0%	Game:	6-17	35.3%							
FT % 1st Half:		12-12	100.0%	2nd half:	8-10	80.0%	Game:	20-22	90.9%							

Officials: Hunter Allen,Wil Howard,Courtney Green
Technical fouls: Winthrop-Logan Duncomb, Arkansas-Nick Pringle.
Attendance: 19200
ARK #30 & #21 - WIN #23 & #4 were ejected for leaving the bench at 0:11.9 in the 2nd half

Score by periods	1st	2nd	Total
Winthrop	41	42	83
Arkansas	43	41	84

Last FG - WIN 2nd-02:00, AR 2nd-00:11.
Largest lead - WIN by 5 1st-12:06, AR by 8 1st-04:30.
WIN led for 14:42. AR led for 20:09. Game was tied for 05:09.

Score tied - 11 times.
Lead changed - 9 times.

GAME 7	#4/4 Duke	41	39	80
#22/21 ARKANSAS		35	36	71
Nov. 27, 2025 • Chicago, Ill. • United Center • CBS Sports Thanksgiving Classic				

Duke 80 • 8-0

#	Player	Total		3-Ptr		Rebounds			PF	TP	A		TO	Blk	Stl	Min
		FG-FGA	FG-FGA	FT-FTA	Off	Def	Tot									
12	Cameron Boozer	f	13-18	2-4	7-11	2	7	9	2	35	3	3	0	2	36	
21	Patrick Ngongba	c	4-8	1-2	2-2	3	2	5	3	11	2	1	1	1	29	
01	Caleb Foster		5-10	2-3	3-4	1	4	5	1	15	8	4	0	1	33	
03	Isaiah Evans	g	3-10	3-9	0-0	0	5	5	2	9	0	0	0	0	31	
07	Dame Sarr	g	2-6	0-3	0-0	0	2	2	2	4	0	1	0	1	17	
02	Cayden Boozer		0-2	0-0	0-0	0	1	1	0	0	0	1	0	0	8	
06	Maliq Brown		1-1	0-0	0-0	3	1	4	2	2	3	2	0	1	15	
08	Darren Harris		0-0	0-0	0-0	0	0	0	0	0	0	0	0	0	2	
14	Nikolas Khamenia		1-4	0-2	2-4	2	3	5	1	4	0	0	0	0	29	
Team							1	0	1							
Totals			29-59	8-23	14-21	12	25	37	13	80	16	12	1	6	200	
FG % 1st Half:		15-33	45.5%	2nd half:	14-26	53.8%	Game:	29-59	49.2%	Deadball Rebound: 6						
3FG % 1st Half:		6-16	37.5%	2nd half:	2-7	28.6%	Game:	8-23	34.8%							
FT % 1st Half:		5-7	71.4%	2nd half:	9-14	64.3%	Game:	14-21	66.7%							

Arkansas 71 • 5-2

#	Player	Total		3-Ptr		Rebounds			PF	TP	A		TO	Blk	Stl	Min
		FG-FGA	FG-FGA	FT-FTA	Off	Def	Tot									
07	Trevon Brazile	f	3-7	2-5	3-4	3	8	11	2	11	2	2	1	2	35	
11	Karter Knox	f	1-4	0-2	0-0	1	1	2	3	2	0	1	0	1	23	
23	Nick Pringle	f	1-3	0-0	1-1	1	0	1	5	3	2	1	0	0	19	
05	Darius Acuff Jr.	g	8-17	4-8	1-2	0	2	2	1	21	5	1	0	1	37	
21	D.J. Wagner	g	1-5	0-3	1-1	0	1	1	0	3	3	0	0	1	16	
01	Meleek Thomas		5-15	3-10	0-0	0	1	1	2	13	2	0	0	0	26	
12	Malique Ewin		3-7	0-0	1-1	2	1	3	3	7	1	1	0	0	20	
24	Billy Richmond III		4-6	1-2	2-2	2	3	5	2	11	2	5	2	1	24	
Team							1	2	3							
Totals			26-64	10-30	9-11	10	19	29	18	71	17	12	3	8	200	
FG % 1st Half:		12-33	36.4%	2nd half:	14-31	45.2%	Game:	26-64	40.6%	Deadball Rebound: 5						
3FG % 1st Half:		6-16	37.5%	2nd half:	4-14	28.6%	Game:	10-30	33.3%							
FT % 1st Half:		5-7	71.4%	2nd half:	4-4	100.0%	Game:	9-11	81.8%							

Officials: Ron Groover,Courtney Green,Steve Anderson
Technical fouls: Duke-None, Arkansas-None.
Attendance: 10766

Score by periods	1st	2nd	Total
Duke	41	39	80
Arkansas	35	36	71

Last FG - DUKE 2nd-01:41, AR 2nd-02:58.
Largest lead - DUKE by 13 1st-01:54, AR by 7 1st-14:31.
DUKE led for 16:51. AR led for 18:10. Game was tied for 04:59.

Score tied - 7 times.
Lead changed - 4 times.

GAME 6	Jackson State	19	42	61
#21/22 ARKANSAS		47	68	115
Nov. 21, 2025 • Fayetteville, Ark. • Bud Walton Arena				

Jackson St. 61 • 0-5

#	Player		Total		3-Ptr		Rebounds			PF	TP	A	TO	Blk	Stl	Min	
			FG-FGA	FG-FGA	FT-FTA	Off	Def	Tot									
03	Jayme Mitchell Jr.	f	1-7	1-3	4-4	1	1	2	2	7	1	1	0	0		19	
21	Kobe Butler	f	1-7	0-1	0-0	3	0	3	2	2	1	2	2	2		28	
10	Ebo Wilson	c	0-0	0-0	0-0	1	1	2	4	0	0	4	0	0		19	
01	Dorian McMillian	g	4-11	1-5	0-0	0	0	0	0	9	0	4	0	0		17	
24	Daeshun Ruffin	g	0-3	0-0	0-0	0	2	2	0	0	2	0	0	0		8	
00	Tamarion Hoover		6-11	4-9	3-3	1	2	3	3	19	3	0	0	0		21	
04	Devin Ree		2-3	1-2	0-0	1	2	3	2	5	0	1	0	0		17	
07	Kedrick Simmons		3-7	1-3	0-0	0	1	1	2	7	2	0	0	0		24	
09	Deyan Kolev		1-4	0-1	0-0	1	0	1	5	2	0	1	0	0		10	
12	Delyle Williams		3-9	0-2	1-3	1	5	6	2	7	6	6	0	0		28	
13	Cael Jones		1-2	1-1	0-1	0	1	1	3	3	0	0	0	0		9	
Team						3	0	3									
Totals			22-64	9-27	8-11	12	15	27	25	61	15	20	2	2		200	
FG % 1st Half: 7-33			21.2%	2nd half: 15-31	48.4%	Game: 22-64	34.4%										Deadball
3FG % 1st Half: 3-15			20.0%	2nd half: 6-12	50.0%	Game: 9-27	33.3%										Rebound
FT % 1st Half: 2-2			100%	2nd half: 6-9	66.7%	Game: 8-11	72.7%										3.

GAME 9	Fresno State	24 34	58
#25/23 ARKANSAS	34 48	82	
Dec. 6, 2025 • North Little Rock, Ark. • Simmons Bank Arena			

Fresno St. 58 • 6-4

#	Player		Total		3-Ptr	Rebounds			PF	TP	A TO Blk Stl				Min			
			FG-FGA	FT-FTA		Off	Def	Tot			A	TO	Blk	Stl				
35	DeShawn Gory	f	2-6	0-3	0-1	1	2	3	0	4	0	0	0	0	19			
16	Wilson Jacques	c	5-9	1-1	1-2	4	10	14	2	12	3	3	1	0	32			
03	Jake Heidbreder	g	1-10	0-5	6-6	0	1	1	2	8	1	1	0	2	34			
04	Cameron Faas		3-6	0-3	0-0	0	0	0	0	6	0	0	0	0	11			
10	Zaon Collins	g	2-14	0-5	0-0	1	1	2	2	4	2	4	0	0	30			
05	Makhan Diouf		1-3	0-2	0-0	0	5	5	2	2	0	0	0	2	10			
06	DJ Stickman		2-2	1-1	0-0	0	2	2	0	5	0	2	0	0	9			
09	Gasper Kocavar		1-2	0-0	0-0	1	1	2	0	2	0	2	0	0	11			
11	Jac Mani		4-7	2-4	2-2	1	5	6	4	12	0	5	0	0	17			
15	David Douglas Jr.		1-4	0-2	1-2	2	2	4	1	3	0	0	0	0	12			
17	Matteo Porto		0-0	0-0	0-0	0	0	0	1	0	0	0	0	0	2			
21	Bastien Rieber		0-0	0-0	0-0	0	0	0	0	0	5	0	0	0	13			
Team						2	0	2										
Totals						22-63	4-26	10-13	12	29	41	14	58	11	17	1	4	200
FG % 1st Half:			9-30	30.0%	2nd half:	13-33	39.4%	Game:	22-63	34.9%	Deadball Rebound: 2							
3FG % 1st Half:			2-12	16.7%	2nd half:	2-14	14.3%	Game:	4-26	15.4%								
FT % 1st Half:			4-5	80.0%	2nd half:	6-8	75.0%	Game:	10-13	76.9%								

Arkansas 82 • 7-2

#	Player		Total		3-Ptr	Rebounds			PF	TP	A				Min
			FG-FGA	FG-FGA	FT-FTA	Off	Def	Tot			TO	Blk	Stl		
07	Trevon Brazile	f	1-7	0-2	2-3	1	5	6	1	4	1	0	1	4	29
11	Karter Knox	f	4-9	3-5	0-0	1	3	4	2	11	3	2	1	1	24
23	Nick Pringle	f	1-2	0-0	0-0	1	6	7	2	2	1	0	0	0	23
05	Darius Acuff Jr.	g	7-12	3-6	1-2	0	5	5	1	18	8	1	0	1	34
21	D.J. Wagner	g	4-10	2-8	2-2	0	0	0	2	12	0	2	1	0	30
01	Meleek Thomas	g	4-12	3-7	1-2	0	1	1	2	12	1	2	0	3	21
12	Malique Ewin		4-6	0-0	1-2	3	2	5	3	9	0	0	2	0	17
24	Billy Richmond III		3-5	0-1	0-0	1	0	1	1	6	4	1	0	0	12
30	Isaiah Sealy		2-3	0-1	4-6	1	2	3	1	8	0	0	0	2	10
Team						2	5	7							
Totals			30-66	11-30	11-17	10	29	39	15	82	18	8	5	11	200
FG % 1st Half: 13-28			46.4%	2nd half: 17-38	44.7%	Game: 30-66		45.5%	Deadball Rebound: 3.1						
3FG % 1st Half: 3-12			25.0%	2nd half: 8-18	44.4%	Game: 11-30		36.7%							
FT % 1st Half: 5-8			62.5%	2nd half: 6-9	66.7%	Game: 11-17		64.7%							

Officials: Michael Swooboda,Todd Austin,Olandis Poole
Technical fouls: Fresno St.-Jac Mani. Arkansas-Billy Richmond III; Trevon Brazile.
Attendance: 11534

Score by periods	1st	2nd	Total
Fresno St.	24	34	58
Arkansas	34	48	82

Last FG - FRESNO 2nd-00:29, AR 2nd-00:46.
Largest lead - FRESNO None, AR by 32 2nd-10:35.
FRESNO led for 00:00. AR led for 38:02. Game was tied for 01:58.

Score tied - 0 times.
Lead changed - 0 times.

GAME 11	Queens	36 44	80
#14/14 ARKANSAS	60 48	108	
Nov. 16, 2025 • Fayetteville, Ark. • Bud Walton Arena			

Queens (NC) 80 • 5-7

#	Player		Total		3-Ptr	Rebounds					PF	TP	A TO Blk Stl				Min
			FG-FGA	FT-FTA	FG-FGA	Off	Def	Tot	A	TO			Blk	Stl			
06	Avantae Parker	f	5-7	0-0	3-6	2	1	3	3	13	2	5	0	2	24		
22	Carson Schwieger	f	3-7	3-6	0-2	1	1	2	1	9	1	0	0	0	25		
00	Jordan Watford	g	2-5	0-0	7-8	1	3	4	5	11	5	3	1	2	17		
11	Nasir Mann	g	7-10	0-1	2-2	3	2	5	2	16	1	0	0	1	30		
11	Chris Ashby	g	1-9	0-7	0-0	0	1	1	1	2	0	1	0	0	28		
03	Isaiah Henry		4-8	0-1	0-0	2	2	4	2	8	0	2	0	0	19		
04	Reid Celestin		0-2	0-0	0-0	2	0	2	0	0	0	0	0	0	1		
05	Kam Clark		0-1	0-1	0-0	0	0	0	0	0	0	0	0	0	1		
07	Gus Larson		0-2	0-1	0-0	0	3	3	2	0	0	0	0	0	10		
09	Maban Jabriel		6-7	2-2	0-0	2	4	6	1	14	0	3	0	1	20		
12	Tyler Crider		0-0	0-0	0-0	0	0	0	0	0	0	0	0	0	0		
24	Yoav Berman		2-10	1-6	2-2	1	1	2	3	7	3	2	0	0	25		
Team						2	0	2				1					
Totals						30-68	6-25	14-20	16	18	34	20	12	17	1	6	200
FG % 1st Half: 16-30			53.3%	2nd half: 14-38	36.8%	Game: 30-68		44.1%	Deadball Rebound: 3								
3FG % 1st Half: 2-12			16.7%	2nd half: 4-13	30.8%	Game: 6-25		24.0%									
FT % 1st Half: 2-4			50.0%	2nd half: 12-16	75.0%	Game: 14-20		70.0%									

Arkansas 108 • 9-2

#	Player		Total		3-Ptr	Rebounds			PF	TP	A TO Blk Stl				Min
			FG-FGA	FT-FTA		Off	Def	Tot			A	TO	Blk	Stl	
07	Trevon Brazile	f	9-11	5-7	3-4	1	3	4	2	26	3	3	0	3	25
11	Karter Knox	f	3-5	1-3	4-4	1	4	5	2	11	3	1	1	1	23
23	Nick Pringle	f	5-6	0-0	4-4	3	4	7	3	14	0	2	0	2	25
05	Darius Acuff Jr.	g	8-13	4-6	3-4	0	3	3	1	23	10	0	0	3	31
21	D.J. Wagner	g	3-4	1-1	3-4	0	0	0	3	10	3	0	0	2	24
00	Jaden Karuletwia		1-2	1-2	2-2	0	1	1	0	5	0	0	0	0	2
01	Meleek Thomas		1-11	1-7	0-0	2	2	4	1	3	6	2	0	2	27
02	Amere Brown		0-0	0-0	0-0	0	0	0	0	0	0	0	0	0	1
12	Malique Ewin		0-1	0-0	0-0	1	1	2	0	0	1	2	0	0	9
14	Ayden Kelley		0-0	0-0	1-2	0	0	0	0	1	0	0	0	0	1
24	Billy Richmond III		6-10	1-2	2-3	2	3	5	1	15	0	2	0	0	25
30	Isaiah Sealy		0-1	0-0	0-0	0	1	1	2	0	0	1	1	0	7
Team						0	1	1			1				
Totals			36-64	14-28	22-27	10	23	33	15	108	26	14	2	13	200
FG % 1st Half: 21-35			60.0%	2nd half: 15-29	51.7%	Game: 36-64		56.3%	Deadball Rebound: 5.2						
3FG % 1st Half: 10-17			58.8%	2nd half: 4-11	36.4%	Game: 14-28		50.0%							
FT % 1st Half: 8-8			100.0%	2nd half: 14-19	73.7%	Game: 22-27		81.5%							

Officials: Chuck McCoy,Chuck Jones,Steven Anderson
Technical fouls: Queens (NC)-None. Arkansas-None.
Attendance: 19200

Score by periods	1st	2nd	Total
Queens (NC)	36	44	80
Arkansas	60	48	108

Last FG - QUEENS 2nd-01:30, AR 2nd-01:07.
Largest lead - QUEENS by 5 1st-18:59, AR by 36 2nd-08:15.
QUEENS led for 03:23. AR led for 36:08. Game was tied for 00:29.

Score tied - 0 times.
Lead changed - 1 time.

GAME 10	#16/16 Texas Tech	49 37	86
ESPN 2	#17/17 ARKANSAS	43 50	93
Dec. 13, 2025 • Dallas, Texas. • American Airlines Center • Revocruit Classic			

Texas Tech 86 • 7-3

		Total		3-Ptr	Rebounds										
#	Player	FG-FTA	FG-FAA	FT-FTA	Off	Def	Tot	PF	TP	A	TO	Blk	Stl	Min	
03	LeJuan Watts	f	3-10	2-3	0-0	1	3	4	4	8	5	0	0	0	33
12	Donovan Atwell	f	2-5	2-5	0-0	0	0	0	3	6	0	0	0	1	26
15	JT Toppin	f	14-22	0-1	2-7	7	4	11	4	30	0	3	3	2	40
01	Tyeree Bryan	g	3-7	2-5	0-0	1	3	4	2	8	4	0	1	0	32
04	Christian Anderson	g	10-17	5-11	1-3	1	3	4	2	26	11	4	0	0	40
11	Jaylen Petty		3-8	2-6	0-0	1	5	6	2	8	1	0	0	1	29
Team						3	1	4							
Totals			35-69	13-31	3-10	14	19	33	17	86	21	7	4	4	200
FG % 1st Half:		20-35	57.1%	2nd half:	15-34	44.1%	Game:	35-69	50.7%	Deadball Rebound:					
3FG % 1st Half:		8-15	53.3%	2nd half:	5-16	31.3%	Game:	13-31	41.9%	3					
FT % 1st Half:		1-4	25.0%	2nd half:	2-6	33.3%	Game:	3-10	30.0%						

GAME 13	James Madison	28	46	74
#18/18 ARKANSAS		48	55	103
Dec. 29, 2025 • Fayetteville, Ark. • Bud Walton Arena				

James Madison 74 • 7-7

#	Player	Total		3-Ptr		Rebounds			PF	TP	A		TO	Blk	Stl	Min
		FG-FGA	FG-FGA	FT-FTA	Off	Def	Tot									
03	Eddie Ricks III	f	1-4	0-1	2-2	2	4	6	1	4	2	2	0	0	0	25
21	Justin McBride	f	5-10	1-4	2-2	0	5	5	3	13	1	3	1	0	0	34
33	Gabe Newhof	f	2-5	0-0	0-0	2	1	3	3	4	0	0	0	0	0	15
02	Bradley Douglas	g	7-17	4-10	1-2	1	1	2	4	19	4	5	0	2	36	
10	Cliff Davis	g	3-6	3-6	0-0	0	0	0	0	9	2	0	0	0	0	23
00	Christian Brown		2-2	0-0	2-2	2	2	4	3	6	0	1	2	0	0	19
01	Paul Jones III		2-6	2-6	3-5	1	0	1	0	9	2	1	0	0	0	18
05	Justin Taylor		0-0	0-0	1-2	0	0	0	0	1	0	0	0	0	0	2
11	Paul Lewis		0-1	0-0	0-0	0	1	1	0	0	0	0	0	0	0	1
12	Kose Egbule		0-1	0-1	0-0	0	0	0	0	1	0	0	0	0	0	2
13	Preston Fowler		2-5	2-4	2-2	1	3	4	3	8	1	0	0	0	0	19
25	Eli Wilborn		0-1	0-0	1-2	3	0	3	2	1	1	0	0	2	6	
Team					0	1	1				2					
Totals			24-58	12-32	14-19	12	18	30	20	74	13	14	3	4		200
FG % 1st Half: 11-29		37.9%	2nd half: 13-29	44.8%	Game: 24-58				41.4%							
3FG % 1st Half: 5-16		31.3%	2nd half: 7-16	43.8%	Game: 12-32				37.5%							
FT % 1st Half: 1-2		50.0%	2nd half: 13-17	76.5%	Game: 14-19				73.7%							

Arkansas 103 • 10-3

#	Player	Total		3-Ptr		Rebounds			PF	TP	A		TO	Blk	Stl	Min
		FG-FGA	FG-FGA	FT-FTA	Off	Def	Tot									
07	Trevon Brazile	f	3-6	0-2	2-2	1	6	7	2	8	3	1	3	2	27	
11	Karter Knox	f	3-7	1-2	0-0	1	3	4	1	7	1	0	0	0	0	18
23	Nick Pringle	f	1-1	0-0	2-4	5	1	6	1	4	2	0	1	1	19	
05	Darius Acuff Jr.	g	7-12	3-6	0-0	0	1	1	2	17	6	1	0	0	0	29
21	D.J. Wagner	g	4-8	4-5	2-4	0	0	0	1	14	4	0	0	0	0	26
00	Jaden Karuletw		0-0	0-0	0-0	0	0	0	1	0	0	0	0	0	0	3
01	Meleek Thomas		8-16	6-10	6-7	1	1	2	2	28	0	0	0	0	0	27
02	Amere Brown		0-0	0-0	0-2	0	0	0	0	0	0	0	0	0	0	1
12	Malique Ewin		3-5	0-0	5-8	3	6	9	2	11	1	1	2	3	19	
14	Ayden Kelley		1-1	1-1	0-0	0	0	0	0	3	0	0	0	0	0	1
15	Elmir Dzafic		0-0	0-0	1-2	1	0	1	2	1	0	1	0	0	0	3
24	Billy Richmond III		4-6	0-2	0-0	0	4	4	0	8	6	2	0	1	21	
30	Isaiah Sealy		0-0	0-0	2-2	0	2	2	1	2	1	0	0	0	0	6
Team					0	1	1									
Totals			34-62	15-28	20-31	12	25	37	15	103	24	6	6	7		200
FG % 1st Half: 17-34		50.0%	2nd half: 17-28	60.7%	Game: 34-62				54.8%							
3FG % 1st Half: 7-17		41.2%	2nd half: 8-11	72.7%	Game: 15-28				53.6%							
FT % 1st Half: 7-10		70.0%	2nd half: 13-21	61.9%	Game: 20-31				64.5%							

Officials: Shaun Seales,Wil Howard,Jeb Hartness
Technical fouls: James Madison-None. Arkansas-None.
Attendance: 19200

Score by periods	1st	2nd	Total
James Madison	28	46	74
Arkansas	48	55	103

Last FG - JMU 2nd-00:50, AR 2nd-00:31.
Largest lead - JMU by 3 1st-17:18, AR by 33 2nd-03:42.
JMU led for 01:14. AR led for 35:27. Game was tied for 03:19.

Score tied - 3 times.
Lead changed - 2 times.

GAME 15	#15/15 ARKANSAS	42	52	96
Ole Miss		32	55	87
Jan. 7, 2026 • Oxford, Miss. • Black Pavilion at Ole Miss				

Arkansas 94 • 12-3,2-0 SEC

#	Player	Total		3-Ptr		Rebounds			PF	TP	A		TO	Blk	Stl	Min
		FG-FGA	FG-FGA	FT-FTA	Off	Def	Tot									
07	Trevon Brazile	f	5-6	4-5	4-7	1	5	6	3	18	1	0	0	1	31	
11	Karter Knox	f	4-8	2-5	0-0	2	4	6	3	10	2	2	1	1	30	
23	Nick Pringle	f	2-3	0-0	2-2	3	2	5	3	6	0	2	0	1	21	
05	Darius Acuff Jr.	g	7-18	1-4	11-12	0	0	0	2	26	9	3	1	2	33	
21	D.J. Wagner	g	1-5	0-3	1-1	0	2	2	1	3	4	1	0	0	0	21
01	Meleek Thomas		5-12	2-6	1-2	0	1	1	1	13	2	2	0	2	25	
12	Malique Ewin		2-3	0-0	1-4	1	1	2	1	5	0	1	0	0	0	15
24	Billy Richmond III		5-5	1-1	2-2	3	3	6	2	13	1	0	0	0	0	24
Team					4	5	9									
Totals			31-60	10-24	22-30	14	23	37	16	94	19	11	2	7		200
FG % 1st Half: 17-31		54.8%	2nd half: 14-29	48.3%	Game: 31-60				51.7%							
3FG % 1st Half: 5-11		45.5%	2nd half: 5-13	38.5%	Game: 10-24				41.7%							
FT % 1st Half: 3-4		75.0%	2nd half: 19-26	73.1%	Game: 22-30				73.3%							

Ole Miss 87 • 8-7,0-2 SEC

#	Player	Total		3-Ptr		Rebounds			PF	TP	A		TO	Blk	Stl	Min
		FG-FGA	FG-FGA	FT-FTA	Off	Def	Tot									
00	Malik Dia	f	6-11	0-2	4-6	2	4	6	4	16	1	2	2	2	27	
04	James Scott	f	3-3	0-0	0-0	1	2	3	3	6	2	1	1	0	24	
06	Ilias Kamardine	g	6-12	2-6	2-2	2	2	4	1	16	4	4	0	3	26	
08	Eduardo Klfake	g	4-5	1-2	2-2	1	0	1	2	11	3	1	1	2	19	
23	Patton Pinkins	g	2-8	1-4	5-6	0	3	3	3	10	0	1	0	0	25	
01	Corey Chest		0-0	0-0	0-0	0	0	0	1	0	0	0	0	0	0	6
02	AJ Storr		5-10	0-2	2-2	0	1	1	2	12	2	0	1	0	0	19
03	Koren Johnson		1-1	1-1	0-0	0	0	0	0	3	1	0	0	0	0	6
11	Travis Perry		1-3	1-3	0-0	1	0	1	1	3	2	0	0	0	0	17
13	Kezza Giffa		2-4	2-3	0-0	0	1	1	2	6	1	1	0	1	14	
31	Zach Day		0-2	0-2	0-0	0	0	0	0	0	2	0	0	0	0	6
88	Augusto Cassia		1-2	0-1	2-3	0	3	3	4	1	0	0	0	0	11	
Team					1	3	4									
Totals			31-61	8-26	17-21	8	19	27	22	87	19	10	5	8		200
FG % 1st Half: 12-29		41.4%	2nd half: 19-32	59.4%	Game: 31-61				50.8%							
3FG % 1st Half: 4-15		26.7%	2nd half: 4-11	36.4%	Game: 8-26				30.8%							
FT % 1st Half: 4-5		80.0%	2nd half: 13-16	81.3%	Game: 17-21				81.0%							

Officials: Todd Austin,Vladimir Voyard-Tadal,Owen Shortt
Technical fouls: Arkansas-None. Ole Miss-None.
Attendance: 8012

Score by periods	1st	2nd	Total
Arkansas	42	52	94
Ole Miss	32	55	87

Last FG - AR 2nd-00:35, UM 2nd-01:01.
Largest lead - AR by 16 2nd-07:35, UM by 2 1st-15:36.
AR led for 37:38. UM led for 00:21. Game was tied for 02:01.

Score tied - 2 times.
Lead changed - 2 times.



GAME 14	#19/20 Tennessee	36	39	75
ESPN 2	#18/18 ARKANSAS	37	49	86
Jan. 3, 2026 • Fayetteville, Ark. • Bud Walton Arena				

Tennessee 75 • 10-4,0-1 SEC

#	Player		Total		3-Ptr	Rebounds				PF	TP	A	TO	Blk	Stl	Min
			FG-FGA	FG-FGA	FT-FTA	Off	Def	Tot								
06	DeWayne Brown II	f	3-7	0-0	0-0	3	1	4	1	6	0	2	0	0	0	16
10	Nate Ament	f	4-9	0-1	5-11	1	2	3	2	13	3	1	0	2	31	
34	Felix Okpara	c	1-3	0-0	1-2	0	7	7	4	3	1	1	2	0	31	
00	Ja'Kobi Gillespie	g	5-15	2-7	2-2	0	2	2	4	14	4	1	0	2	35	
03	Bishop Boswell	g	2-3	1-2	1-2	2	2	4	4	6	3	0	0	2	21	
01	Amari Evans		7-7	1-1	1-2	1	2	3	0	16	1	1	0	3	22	
13	J.P. Estrella		3-3	1-1	2-2	2	2	4	2	9	1	1	0	0	11	
23	Jaylen Carey		3-8	0-0	0-2	1	2	3	1	6	0	2	0	0	17	
35	Ethan Bure		0-0	0-0	0-0	0	0	0	2	0	0	2	0	1	5	
77	Amaree Abram		1-4	0-1	0-0	1	2	3	2	2	0	1	0	1	11	
	Team					0	0	0				2				
Totals			29-59	5-13	12-23	11	22	33	22	75	13	14	2	11		200
FG % 1st Half: 16-30			53.3%	2nd half: 13-29	44.8%	Game: 29-59		49.2%		Deadball Rebound: 6						
3FG % 1st Half: 2-7			28.6%	2nd half: 3-6	50.0%	Game: 5-13		38.5%								
FT % 1st Half: 2-8			25.0%	2nd half: 10-15	66.7%	Game: 12-23		52.2%								

Arkansas 93 • 14-5, 4-2 SEC																																										
#	Player		Total			3-Ptr		Rebounds			PF	TP	A	TO	Blk	Stl	Min																									
			FG-FGA	FG-FGA	FT-FTA	Off	Def	Tot																																		
07	Trevon Brazile	f	4-7	0-1	2-2	1	13	14	2	10	5	2	2	4	32																											
11	Karter Knox	f	6-9	2-5	2-2	1	3	4	1	16	2	0	0	2	29																											
23	Nick Pringle	f	4-4	0-0	0-0	3	1	4	1	8	1	0	0	0	16																											
01	Meleek Thomas	g	5-11	3-5	0-0	1	4	5	2	13	5	1	0	1	31																											
05	Darius Acuff Jr.	g	7-14	3-7	0-0	0	2	2	0	17	5	2	0	0	34																											
00	Jaden Karuletwia		0-0	0-0	0-0	0	0	0	0	0	0	0	0	0	1																											
02	Amere Brown		0-0	0-0	0-0	0	0	0	0	0	0	0	0	0	1																											
12	Mallique Ewin		5-6	0-0	6-8	2	2	4	3	16	1	1	1	1	23																											
14	Ayden Kelley		0-1	0-0	0-0	0	0	0	0	0	0	0	0	0	1																											
25	Elmir Dzafic		0-0	0-0	0-0	0	0	0	1	0	0	0	0	0	1																											
11	D.J. Wagner		5-8	1-3	0-0	0	1	1	1	11	3	0	0	0	16																											
24	Billy Richmond III		1-4	0-1	0-0	0	2	2	4	2	3	0	1	0	14																											
30	Isaiah Sealy		0-0	0-0	0-0	0	0	0	0	0	0	1	0	0	1																											
	Team					2	1	3																																		
Totals			37-64	9-22	10-12	10	29	39	15	93	25	7	4	5	200																											
FG % 1st Half: 18-33 54.5%			2nd half: 19-31 61.3%			Game: 37-64 57.8%						Deadball Rebound 1																														
3FG % 1st Half: 7-13 53.8%			2nd half: 2-9 22.2%			Game: 9-22 40.9%																																				
FT % 1st Half: 3-4 75.0%			2nd half: 7-8 87.5%			Game: 10-12 83.3%																																				
Officials: Lucas Santos, Steven Anderson, Joe Lindsay																																										
Technical fouls: Vanderbilt-None. Arkansas-None.																																										
Attendance: 19200																																										
<table><tr><th>Score by periods</th><th>1st</th><th>2nd</th><th>Total</th></tr><tr><td>Vanderbilt</td><td>35</td><td>33</td><td>68</td></tr><tr><td>Arkansas</td><td>46</td><td>47</td><td>93</td></tr></table>																			Score by periods	1st	2nd	Total	Vanderbilt	35	33	68	Arkansas	46	47	93												
Score by periods	1st	2nd	Total																																							
Vanderbilt	35	33	68																																							
Arkansas	46	47	93																																							
<table><tr><th></th><th>Points</th><th>In</th><th>Off</th><th>2nd</th><th>Fast</th></tr><tr><th></th><th>VU</th><th>Paint</th><th>T/O</th><th>Chance</th><th>Break</th></tr><tr><td>AR</td><td>22</td><td>6</td><td>20</td><td>8</td><td>20</td></tr><tr><td>VU</td><td>50</td><td>16</td><td>12</td><td>21</td><td>29</td></tr></table>																				Points	In	Off	2nd	Fast		VU	Paint	T/O	Chance	Break	AR	22	6	20	8	20	VU	50	16	12	21	29
	Points	In	Off	2nd	Fast																																					
	VU	Paint	T/O	Chance	Break																																					
AR	22	6	20	8	20																																					
VU	50	16	12	21	29																																					
Last FG - VU 2nd-00:05, AR 2nd-01:37.																																										
Largest lead - VU None, AR by 31 2nd-01:37.																																										
VU tied for 00:00, AR led for 38:13. Game was tied for 01:47.																																										
Score tied - 1 time.																																										
Lead changed - 0 times.																																										

Arkansas 85 • 15-5,5-2 SEC																	
#	Player	Total			3-Ptr	Rebounds			PF	TP	A	TO	Blk	Stl	Min		
		FG-FGA	FG-FGA	FT-FTA	Off	Def	Tot										
07	Trevon Brazile	f	3-6	1-2	0-1	1	6	7	3	7	1	2	0	3	28		
11	Karter Knox	f	2-5	1-4	0-2	4	1	5	3	5	2	1	0	0	24		
23	Nick Pringle	f	2-3	0-0	0-1	1	1	2	4	4	0	0	0	1	23		
01	Meleek Thomas	g	6-9	2-3	0-0	1	1	2	3	14	3	0	0	1	25		
05	Darius Acuff Jr.	g	13-19	4-7	1-4	0	2	2	1	31	6	2	2	0	35		
12	Malique Ewin		2-7	0-1	2-4	1	4	5	0	6	1	2	1	1	17		
21	D.J. Wagner		2-4	2-4	1-2	0	0	0	4	7	2	0	0	1	20		
24	Billy Richmond III		4-7	0-1	3-4	0	2	2	2	11	3	1	0	0	28		
Team						0	3	3									
Totals			34-60	10-22	7-18	8	20	28	20	85	18	8	3	7	200		
FG % 1st Half: 13-29		44.8%	2nd half: 21-31	67.7%	Game: 34-60	56.7%									Deadball		
3FG % 1st Half: 4-12		33.3%	2nd half: 6-10	60.0%	Game: 10-22	45.5%									Rebound		
FT % 1st Half: 4-12		42.9%	2nd half: 4-11	36.4%	Game: 7-18	38.9%									6		
Officials: Patrick Evans,Will Howard,Owen Shortt																	
Technical fouls: LSU-None. Arkansas-None.																	
Attendance: 19200																	
Score by periods																	
1st		2nd		Total													
LSU		37		44		81											
Arkansas		33		52		85											
Last FG - LSU 2nd-00:36, AR 2nd-00:50.																	
Largest lead - LSU by 8 2nd-17:55, AR by 8 2nd-05:00.																	
LSU led for 26:35. AR led for 10:26. Game was tied for 02:59.																	
Points																	
In Paint		Off T/O		2nd Chance		Fast Break		Bench									
LS		42		8		16		11		12							
AR		36		7		8		13		24							
Score tied - 6 times.																	
Lead changed - 13 times.																	

GAME 21		#15/16 ARKANSAS	44	39	83
ESPN		Oklahoma	48	31	79
Jan. 27, 2026 • Norman, Okla. • Lloyd Noble Center					

Arkansas 83 • 16-5,6-2 SEC

#	Player		Total		3-Ptr		Rebounds			PF	TP	A	TO	Blk	Stl	Min
			FG-FGA	FG-FGA	FT-FTA	Off	Def	Tot								
07	Trevon Brazile	f	3-6	0-1	0-0	0	7	7	1	6	4	2	2	0	0	34
11	Karter Knox	f	5-8	1-4	0-0	1	1	2	2	11	0	0	1	1	1	25
23	Nick Pringle	f	4-4	0-0	0-0	1	1	2	3	8	1	1	0	1	1	21
01	Meleek Thomas	g	7-15	0-4	2-2	0	4	4	3	16	1	0	0	0	0	33
05	Darius Acuff Jr.	g	7-16	1-4	6-7	0	3	3	0	21	10	0	0	0	0	36
12	Malique Ewin	g	5-5	0-0	2-2	2	2	4	2	12	1	2	0	0	0	19
21	D.J. Wagner	g	0-2	0-2	0-0	0	3	3	1	0	0	1	0	0	0	14
24	Billy Richmond III	g	4-7	0-2	1-2	1	2	3	1	9	0	0	0	2	1	18
Team						2	1	3								
Totals			35-63	2-17	11-13	7	24	31	13	83	17	6	3	4	200	
FG % 1st Half: 19-31			61.3%	2nd half: 16-32	50.0%	Game: 35-63		55.6%	Deadball							
3FG % 1st Half: 1-7			14.3%	2nd half: 1-10	10.0%	Game: 2-17		11.8%	Rebound:							
FT % 1st Half: 5-6			83.3%	2nd half: 6-7	85.7%	Game: 11-13		84.6%	0							

Oklahoma 79 • 11-10,1-7 SEC

#	Player		Total		3-Ptr		Rebounds			PF	TP	A	TO	Blk	Stl	Min
			FG-FGA	FG-FGA	FT-FTA	Off	Def	Tot								
05	Mohamed Wague	f	2-6	0-1	5-6	6	6	12	3	9	4	4	1	1	1	27
13	Tae Davis	f	5-12	0-2	4-4	0	3	3	3	14	2	2	0	0	0	36
35	Derrion Reid	f	4-8	2-4	2-2	1	5	6	0	12	0	2	0	0	0	32
01	Xzayvier Brown	g	6-15	1-5	0-0	2	4	6	2	13	3	1	0	0	0	38
09	Nijel Pack	g	8-15	6-11	0-0	0	2	2	2	22	2	1	0	0	0	32
03	Jeff Nwankwo	g	2-4	0-2	0-0	0	1	1	1	4	0	0	0	0	0	13
12	Jadon Jones	g	1-2	1-2	0-0	0	0	0	1	3	1	0	1	0	0	10
15	Kirill Elatontsev	g	1-1	0-0	0-0	1	2	3	0	2	0	0	0	1	1	12
Team						1	0	1								
Totals			29-63	10-27	11-12	11	23	34	12	79	12	12	2	2	200	
FG % 1st Half: 20-38			52.6%	2nd half: 9-25	36.0%	Game: 29-63		46.0%	Deadball							
3FG % 1st Half: 7-16			43.8%	2nd half: 3-11	27.3%	Game: 10-27		37.0%	Rebound:							
FT % 1st Half: 1-2			50.0%	2nd half: 10-10	100.0%	Game: 11-12		91.7%	0							

Officials: Marques Pettigrew,Vladimir Voyard-Tadal,Courtney Green
Technical fouls: Arkansas-None. Oklahoma-None.
Attendance: 8126

Score by periods	1st	2nd	Total
Arkansas	44	39	83
Oklahoma	48	31	79



Last FG - AR 2nd-00:20, OK 2nd-01:27.

Largest lead - AR by 4 2nd-00:11, OK by 13 1st-07:24.

AR led for 11:25. OK led for 23:37. Game was tied for 04:58.

Score tied - 9 times.

Lead changed - 15 times.

GAME 22		rv/rv Kentucky	42	43	85
ESPN		#15/16 ARKANSAS	35	42	77
Jan. 31, 2026 • Fayetteville, Ark. • Bud Walton Arena					

Kentucky 85 • 15-7,6-3 SEC

#	Player		Total		3-Ptr		Rebounds			PF	TP	A	TO	Blk	Stl	Min
			FG-FGA	FG-FGA	FT-FTA	Off	Def	Tot								
04	Andrija Jelavic	f	3-4	1-1	0-0	0	2	2	1	7	0	0	0	0	0	13
24	Malachi Moreno	c	4-7	0-0	3-4	5	2	7	4	11	1	1	2	0	0	27
00	Otega Oweh	g	9-12	0-1	6-11	0	8	8	3	24	3	1	0	1	1	38
01	Denzel Aberdeen	g	4-9	2-3	0-0	1	0	1	1	10	3	0	1	0	0	38
05	Collin Chandler	g	5-9	2-4	1-1	0	1	1	3	13	1	0	0	1	1	23
02	Jasper Johnson	g	1-2	0-1	0-0	0	0	0	2	2	0	1	0	0	0	3
09	Trent Noah	g	1-3	1-1	6-8	0	7	7	2	9	0	0	0	0	0	19
20	Brandon Garrison	g	2-5	0-1	0-0	1	1	2	2	4	3	1	0	0	0	13
23	Mouhamed Dioubate	g	1-5	0-1	3-6	3	2	5	3	5	0	0	3	0	0	26
Team						0	2	2								
Totals			30-56	6-13	19-30	10	25	35	21	85	11	7	6	2	200	
FG % 1st Half: 17-35			48.6%	2nd half: 13-21	61.9%	Game: 30-56		53.6%	Deadball							
3FG % 1st Half: 5-11			45.5%	2nd half: 1-2	50.0%	Game: 6-13		46.2%	Rebound:							
FT % 1st Half: 3-5			60.0%	2nd half: 16-25	64.0%	Game: 19-30		63.3%	9							

Arkansas 77 • 16-6,6-3 SEC

#	Player		Total		3-Ptr		Rebounds			PF	TP	A	TO	Blk	Stl	Min
			FG-FGA	FG-FGA	FT-FTA	Off	Def	Tot								
07	Trevon Brazile	f	5-10	2-6	4-6	2	6	8	5	16	2	0	3	0	0	38
11	Karter Knox	f	0-1	0-1	0-0	0	1	1	2	0	0	0	0	0	0	15
23	Nick Pringle	f	0-0	0-0	0-1	0	0	0	3	0	0	1	0	0	0	14
01	Meleek Thomas	g	4-8	0-1	2-2	0	0	0	3	10	1	0	0	0	0	26
05	Darius Acuff Jr.	g	8-20	1-4	5-8	1	1	2	3	22	3	2	0	0	0	39
12	Malique Ewin	g	4-8	0-0	3-6	1	4	5	3	11	2	0	0	1	1	25
21	D.J. Wagner	g	2-4	0-1	0-0	0	0	0	1	4	1	0	0	0	0	15
24	Billy Richmond III	g	6-8	0-1	2-3	1	4	5	4	14	1	0	0	1	1	28
Team						4	1	5								
Totals			29-59	3-14	16-26	9	17	26	24	77	10	4	3	2	200	
FG % 1st Half: 14-31			45.2%	2nd half: 15-28	53.6%	Game: 29-59		49.2%	Deadball							
3FG % 1st Half: 1-8			12.5%	2nd half: 2-6	33.3%	Game: 3-14		21.4%	Rebound:							
FT % 1st Half: 6-9			66.7%	2nd half: 10-17	58.8%	Game: 16-26		61.5%	6.1							

Officials: Lucas Santos,Byron Jarrett,Doug Shous
Technical fouls: Kentucky-Otega Oweh; Mouhamed Dioubate; Brandon Garrison;
TEAM: Arkansas-Billy Richmond III; Malique Ewin.
Attendance: 19200

Score by periods	1st	2nd	Total
Kentucky	42	43	85
Arkansas	35	42	77

Last FG - UK 2nd-01:14, AR 2nd-01:45.

Largest lead - UK by 13 1st-12:41, AR by 4 2nd-12:19.

UK led for 34:03. AR led for 03:57. Game was tied for 02:00.

Score tied - 4 times.

Lead changed - 4 times.

GAME 23		#21/21 ARKANSAS	43	45	88
ESPN 2		Mississippi State	30	38	69
Feb. 7, 2026 • Starkville, Miss. • Humphrey Coliseum					

Arkansas 88 • 17-6,7-3 SEC

#	Player		Total		3-Ptr	Rebounds					PF	TP	A	TO	Blk	Stl	Min
			FG-FGA	FG-FGA	FT-FTA	Off	Def	Tot									
07	Trevon Brazile	f	7-12	2-6	3-5	1	7	8	1	19	4	0	4	1			40
23	Nick Pringle	f	2-2	0-0	2-4	3	8	11	3	6	1	3	0	0			28
24	Billy Richmond III	f	7-11	0-2	0-0	2	2	4	2	14	3	1	1	0			25
01	Meleek Thomas	g	7-17	3-8	0-0	1	2	3	1	17	3	0	0	2			40
05	Darius Acuff Jr.	g	9-19	3-5	3-3	0	5	5	2	24	8	1	0	0			38
12	Malique Ewin		1-2	0-0	0-0	1	1	2	1	2	1	1	1	2			14
30	Isaiah Sealy		3-6	0-1	0-0	0	1	1	3	6	2	1	3	0			15
	Team					3	1	4									
Totals			36-69	8-22	8-12	11	27	38	13	88	22	7	9	5			200
FG % 1st Half: 17-34			50.0%	2nd half: 19-35	54.3%	Game: 36-69		52.2%		Deadball Rebound: 1.1							
3FG % 1st Half: 4-11			36.4%	2nd half: 4-11	36.4%	Game: 8-22		36.4%									
FT % 1st Half: 5-8			62.5%	2nd half: 3-4	75.0%	Game: 8-12		66.7%									