

ARKANSAS SOFTBALL GAME NOTES

2026 SCHEDULE

OVERALL: 4-1 | SEC: 0-0

H: 0-0 | A: 1-0 | N: 3-1 | T10: 0-0 | TOP 25: 0-0

| DATE | OPPONENT | LOCATION | TIME/RESULT |
|-------|-----------------------|--------------------|-------------|
| F6 | Virginia # | Conway, S.C. | W, 17-1 (5) |
| F6 | Akron # | Conway, S.C. | W, 9-1 (6) |
| F7 | Virginia # | Conway, S.C. | L, 4-2 |
| F7 | at Coastal Carolina # | Conway, S.C. | W, 11-1 (5) |
| F8 | Akron # | Conway, S.C. | W, 21-3 (5) |
| F13 | Wichita State % | San Marcos, Texas | 10:00 AM |
| F13 | Clemson % | San Marcos, Texas | 4:45 PM |
| F14 | BYU % | San Marcos, Texas | 11:00 AM |
| F14 | at Texas State % | San Marcos, Texas | 1:15 PM |
| F15 | Clemson % | San Marcos, Texas | 10:00 AM |
| F20 | SEMO ^ | Fayetteville, Ark. | 1:30 PM |
| F20 | Northwestern ^ | Fayetteville, Ark. | 4:00 PM |
| F21 | Northwestern ^ | Fayetteville, Ark. | 1:30 PM |
| F21 | SEMO ^ | Fayetteville, Ark. | 4:00 PM |
| F22 | Northwestern ^ | Fayetteville, Ark. | 10:00 AM |
| F22 | SEMO ^ | Fayetteville, Ark. | 12:30 PM |
| F26 | Omaha * | Fayetteville, Ark. | 4:00 PM |
| F26 | Boise State * | Fayetteville, Ark. | 4:45 PM |
| F27 | Charlotte * | Fayetteville, Ark. | 7:00 PM |
| F28 | Omaha * | Fayetteville, Ark. | 2:30 PM |
| F28 | Charlotte * | Fayetteville, Ark. | 4:45 PM |
| M1 | Kansas * | Fayetteville, Ark. | 12:15 PM |
| M6 | Georgia | Fayetteville, Ark. | 6:00 PM |
| M7 | Georgia | Fayetteville, Ark. | 5:00 PM |
| M8 | Georgia | Fayetteville, Ark. | 1:00 PM |
| M9 | at Missouri State | Springfield, Mo. | 5:00 PM |
| M13 | at Alabama | Tuscaloosa, Ala. | 6:00 PM |
| M14 | at Alabama | Tuscaloosa, Ala. | 2:00 PM |
| M15 | at Alabama | Tuscaloosa, Ala. | 1:30 PM |
| M17 | Central Arkansas | Fayetteville, Ark. | 11:00 AM |
| M20 | UConn | Fayetteville, Ark. | 6:00 PM |
| M21 | UConn | Fayetteville, Ark. | 4:00 PM |
| M22 | UConn | Fayetteville, Ark. | 12:00 PM |
| M24 | at Central Arkansas | Conway, Ark. | 11:00 AM |
| M27 | Florida | Fayetteville, Ark. | 6:00 PM |
| M28 | Florida | Fayetteville, Ark. | 7:00 PM |
| M29 | Florida | Fayetteville, Ark. | 1:00 PM |
| A4 | Auburn | Fayetteville, Ark. | 4:00 PM |
| A5 | Auburn | Fayetteville, Ark. | 3:00 PM |
| A6 | Auburn | Fayetteville, Ark. | 6:00 PM |
| A10 | at Mississippi State | Starkville, Miss. | 5:00 PM |
| A11 | at Mississippi State | Starkville, Miss. | 2:00 PM |
| A12 | at Mississippi State | Starkville, Miss. | 1:00 PM |
| A17 | at Oklahoma | Norman, Okla. | 7:00 PM |
| A18 | at Oklahoma | Norman, Okla. | 2:00 PM |
| A19 | at Oklahoma | Norman, Okla. | 1:00 PM |
| A24 | Missouri | Fayetteville, Ark. | 5:00 PM |
| A25 | Missouri | Fayetteville, Ark. | 11:00 AM |
| A26 | Missouri | Fayetteville, Ark. | 1:00 PM |
| A30 | at Texas | Austin, Texas | 6:00 PM |
| M1 | at Texas | Austin, Texas | 2:00 PM |
| M2 | at Texas | Austin, Texas | 1:00 PM |
| M5-M9 | SEC Tournament | Lexington, Ky. | TBD |

Kickin' Chicken Classic | % States Up! Invitational

^ Razorback Invitational | *Woo Pig Classic

Home games played at Bogle Park | Times central / subject to change

GAMES 6-7 | FEB. 13 | vs. WICHITA ST. | 10 AM | vs. CLEMSON | 4:45 PM



2-3
0-0 AAC



3-2
0-0 ACC



4-1
0-0 SEC

WICHITA STATE SHOCKERS

In the Polls.....NR
Head Coach.....Kristi Bredbenner
Career Record.....749-415-2 (22nd Season)
Record at Wichita State..423-314-2 (15th Season)

CLEMSON TIGERS

In the Polls.....17 (SA) | 22 (D1Softball)
.....18 (ESPN/USA SOFTBALL) | 18 (NFCA)
Head Coach.....John Rittman
Career Record.....990-431-3 (25th Season)
Record at Clemson.....240-80 (7th Season)

#8/9 ARKANSAS RAZORBACKS

In the Polls.....9 (SA) | 9 (D1Softball)
.....11 (ESPN/USA SOFTBALL) | 9 (NFCA)
Head Coach.....Courtney Deifel
Career Record.....390-207 (12th Season)
Record at Arkansas.....363-180 (11th Season)

RAZORBACK NOTABLES

>> Arkansas enters the States Up! Invitational with a 4-1 record after plating 60 runs in five games at the Kickin' Chicken Classic in Conway, S.C. where they defeated Akron twice (9-1 6 inn., 21-3 5 inn.), Coastal Carolina once (11-1, 5 inn.) and split with Virginia (W, 17-1 5 inn., L, 4-2). The Hogs' 60 runs during the opening weekend of play are the most in program history, besting the previous record of 51 set in 2023 over five games at the Rebel Kickoff in Las Vegas, Nev.

>> Arkansas is coming off an impressive 21-3 (5 inn.) drubbing of Akron their last time out on Feb. 8 at the Kickin' Chicken Classic. The Hogs' 21 runs scored were the second-most during a single game in program history while their 18 hits were the most since they tallied 18 in a win over Nebraska on Feb. 9, 2020.

>> Arkansas entered the 2026 season as a consensus top 10 team nationally, having garnered preseason rankings of No. 8, No. 9, No. 8 and No. 7 in the ESPN/USA Softball, NFCA/GoRout D1 Coaches, D1 Softball and Softball America Preseason Top 25 Polls.

>> IB **Tianna Bell** has made an immediate impact during her short time as a Hog. The Cal transfer is batting .692 with 11 hits in 18 at-bats, while registering four RBI, two doubles and eight runs scored. She currently owns an seven-game hitting streak dating back to the 2025 season.

>> Two-time NFCA All-American and 2024 Rawlings Gold Glove Winner LF **Dakota Kennedy** arrives in Fayetteville for her senior season after three illustrious seasons at Arizona. Kennedy is coming off an impressive 3-4 performance that included a solo homer, a double, two RBI and three runs scored in a 21-3 win over Akron (Feb. 8).

>> Senior LHP Robyn Herron is 2-0 this season with a 1.68 ERA and 15 strikeouts in 8.1 innings of work. She earned a win against Virginia in which she allowed three hits on one run while striking out five in four innings pitched. A day later, Herron fanned 10 and took a no-hitter into the fifth inning vs. Coastal Carolina while allowing one hit on one run in 4.1 innings of work (Feb. 7). She went 18-7 last season with a 2.72 ERA and a team-leading 160 strikeouts in 144.0 innings pitched while limiting opposing hitters to a .195 batting average. Herron and Nija Canady of Texas Tech are the only returning pitchers to rank in the top 30 nationally in fewest hits per seven innings in each of the past three seasons.

>> Sophomore INF **Ella McDowell** returns after making history in 2025 by becoming the first freshman in program history to earn NFCA All-America honors. In the season-opening win over Virginia (Feb. 6), McDowell went 2-4 with two RBI, courtesy of a two-run homer while also registering a double in the victory. The Richmond, Texas product is hitting .400 with six hits, a double, a homer and three RBI while scoring six runs to go along with three walks this season.

>> Freshman C/INF **Brinli Bain** is batting .600 with six hits, two doubles, four walks, three runs scored and a team-leading 7 RBI. Bain has reached base safely in all five games. In a 9-1 win over Akron on Feb. 6, Bain went 2-4 with a double and 4 RBI. She became the first Arkansas freshman to drive in 4+ runs in her first career start since Sierra Bronkey drove in 4 during a 16-3 win over Belmont on Feb. 10, 2012.

>> Arkansas returns 99.7 percent of its innings pitched from last season, including all 44 wins, nine saves and 346 strikeouts. It is the most innings pitched returning since 2008 (2021 excluded).

>> The Razorbacks have been ranked in the Top 25 of the NFCA Coaches poll for a program-best 90 consecutive weeks dating back to the start of the 2020 season. Arkansas is one of five programs nationally to have appeared in the Top 25 of every NFCA Coaches Poll since the start of the 2020 season, joining Oklahoma, Florida, UCLA and Florida State.

BY THE NUMBERS



| AVG. | RUNS | HITS | XBH | SB-ATT | ERA | OPP. AVG. |
|------|------|------|-----|--------|------|-----------|
| .413 | 60 | 59 | 18 | 4-4 | 2.25 | .196 |
| .239 | 20 | 34 | 10 | 6-7 | 3.60 | .265 |
| .233 | 27 | 31 | 8 | 9-10 | 3.40 | .278 |

2026 ARKANSAS RAZORBACKS SOFTBALL ROSTER

NUMERICAL ROSTER

| # | NAME | POS. | B/T | CLASS | HT. | PREVIOUS SCHOOL | HOMETOWN |
|----|-----------------------|---------|-------|-------|-----|---|-------------------------|
| 1 | Brinli Bain | C/INF | Fr. | 5-5 | L/R | Eagleville, Tenn. | Eagleville HS |
| 4 | Reis Beuerlein | RHP | Sr. | 5-9 | R/R | Cave Creek, Ariz. Pinnacle HS / Mississippi State | |
| 5 | Ashtyn Reichardt | OF | R-Fr. | 5-7 | L/L | Katy, Texas | Katy HS |
| 6 | Ella McDowell | INF | So. | 5-6 | R/R | Richmond, Texas | Foster HS |
| 8 | Kyler Del Duca | UTL | Fr. | 5-4 | R/R | Chino, Calif. | Chino Hills HS |
| 11 | Robyn Herron | LHP | Sr. | 5-10 | R/L | Tampa, Fla. | Sickles HS |
| 12 | Payton Burnham | RHP/UTL | So. | 5-8 | R/R | Eugene, Ore. | Sheldon HS |
| 13 | Kasey Wood | UTL | Jr. | 5-8 | R/R | Bentonville, Ark. | Bentonville HS |
| 14 | Karlie Davison | INF | Sr. | 5-8 | R/R | Torrance, Calif. | Chadwick HS / Utah |
| 15 | Lillie-Faye McWhorter | RHP | Fr. | 5-9 | R/R | Warren, Ark. | Woodlawn HS |
| 16 | Ramsey Walker | OF | So. | 5-7 | R/R | Shreveport, La. | Calvary Baptist Academy |
| 17 | Kennedy Miller | C | Jr. | 5-8 | R/R | Georgetown, Texas | Georgetown HS |
| 20 | Tianna Bell | INF | Sr. | 5-5 | R/R | Antioch, Calif. | Heritage HS / Cal |
| 21 | Ava Carter | OF | So. | 5-6 | L/R | Paragould, Ark. | Greene County Tech HS |
| 22 | Dakota Kennedy | OF | Sr. | 5-8 | L/R | Sacramento, Calif. | Sheldon HS / Arizona |
| 23 | Reagan Johnson | OF | Sr. | 5-4 | L/R | Karnes City, Texas | Karnes City HS |
| 25 | Cam Harrison | RHP/UTL | So. | 5-10 | R/R | Brookshire, Texas | Katy HS |
| 26 | Atalyia Rijo | INF | Sr. | 5-7 | L/R | Horseheads, N.Y. | Corning-Painted Post HS |
| 30 | Khamari Hall | OF | Fr. | 5-3 | L/L | League City, Texas | Clear Creek HS |
| 32 | Saylor Timmerman | RHP | Fr. | 6-1 | R/R | Minocqua, Wis. | Lakeland Union HS |
| 34 | Jayden Ramos | INF | So. | 5-10 | R/R | Fresno, Calif. | Central HS |
| 45 | Jayden Wells | UTL | Jr. | 5-6 | R/R | Paris, Ark. | Paris HS |
| 46 | Kailey Wyckoff | UTL | Sr. | 5-7 | L/L | Katy, Texas | Katy HS / Texas Tech |
| 99 | Lexi King | RHP | So. | 5-8 | R/R | Windermere, Fla. | Windermere HS |

COACHING STAFF

| | |
|----------------------|---|
| Head Coach | Courtney Deifel (California, 2003) - 11th Season |
| Associate Head Coach | Matt Meuchel (Arizona State, 2000) - 10th Season |
| Associate Head Coach | DJ Gasso (Bradley, 2017) - Third Season |
| Assistant Coach | Parker Staggs (Arkansas, 2022) - First Season |
| Graduate Assistant | Paytience Holman (SEMO, 2024) - Second Season |
| Graduate Assistant | Gage Williams (Oklahoma State, 2025) - First Season |
| Student Assistant | Courtney Day (Texas, 2023) - First Season |

SUPPORT STAFF

| | |
|-------------------------|---|
| Sport Administrator | Julie Cain (Illinois, 1985) |
| Director of Operations | Dan Bartosik (Arkansas, 2015) |
| Athletic Trainer | Andrew Kreis (Texas State, 2014) |
| SID | Hunter Corneliusen (Kansas State, 2020) |
| Creative | Meaghan Frazier (Minnesota, 2019) |
| Strength & Conditioning | Zane Whobrey (Oklahoma, 2016) |
| Academics | Riley Vanderveen (Wayne State, 2019) |

PRONUNCIATION GUIDE

| | |
|---------------------|-----------------|
| #1 Brinli Bain | Brynn-Lee |
| #4 Reis Beuerlein | Reese BUR-line |
| #5 Ashtyn Reichardt | RIKE-hard |
| #9 Kyler Del Duca | Dell-Duke-uh |
| #11 Robyn Herron | Heron |
| #20 Tianna Bell | Tee-Ah-Nuh |
| #26 Atalyia Rijo | Uh-TAL-ia RE-ho |
| #30 Khamari Hall | Kuh-Mar-ee |
| #46 Kailey Wyckoff | Why-KOFF |
| Courtney Deifel | DIE-ful |
| Matt Meuchel | Michael |
| DJ Gasso | Gas-OH |

ALPHABETICAL ROSTER

| # | NAME | POS. |
|----|-----------------------|---------|
| 1 | Brinli Bain | C/INF |
| 20 | Tianna Bell | INF |
| 4 | Reis Beuerlein | RHP |
| 12 | Payton Burnham | RHP/UTL |
| 21 | Ava Carter | OF |
| 14 | Karlie Davison | INF |
| 8 | Kyler Del Duca | UTL |
| 30 | Khamari Hall | OF |
| 25 | Cam Harrison | RHP/UTL |
| 11 | Robyn Herron | LHP |
| 23 | Reagan Johnson | OF |
| 22 | Dakota Kennedy | OF |
| 99 | Lexi King | RHP |
| 6 | Ella McDowell | INF |
| 15 | Lillie-Faye McWhorter | RHP |
| 17 | Kennedy Miller | C |
| 34 | Jayden Ramos | INF |
| 5 | Ashtyn Reichardt | OF |
| 26 | Atalyia Rijo | INF |
| 32 | Saylor Timmerman | RHP |
| 16 | Ramsey Walker | OF |
| 45 | Jayden Wells | UTL |
| 13 | Kasey Wood | UTL |
| 46 | Kailey Wyckoff | UTL |

RAZORBACKS BY CLASS

SENIORS (8)

Tianna Bell, Reis Beuerlein, Karlie Davison, Robyn Herron, Reagan Johnson, Dakota Kennedy, Atalyia Rijo, Kailey Wyckoff

JUNIORS (3)

Kennedy Miller, Jayden Wells, Kasey Wood

SOPHOMORES (7)

Payton Burnham, Ava Carter, Cam Harrison, Lexi King, Ella McDowell, Jayden Ramos, Ramsey Walker

REDSHIRT FRESHMAN (1)

Ashtyn Reichardt

FRESHMAN (5)

Brinli Bain, Kyler Del Duca, Khamari Hall, Lillie-Faye McWhorter, Saylor Timmerman

RAZORBACKS BY STATE

TEXAS (7)

Khamari Hall, Cam Harrison, Reagan Johnson, Ella McDowell, Kennedy Miller, Ashtyn Reichardt, Kailey Wyckoff

CALIFORNIA (5)

Tianna Bell, Karlee Davison, Kyler Del Duca, Dakota Kennedy, Jayden Ramos

ARKANSAS (4)

Ava Carter, Lillie-Faye McWhorter, Jayden Wells, Kasey Wood

FLORIDA (2)

Robyn Herron, Lexi King

ARIZONA (1)

Reis Beuerlein

LOUISIANA (1)

Ramsey Walker

TENNESSEE (1)

Brinli Bain

OREGON (1)

Payton Burnham

NEW YORK (1)

Atalyia Rijo

WISCONSIN (1)

Saylor Timmerman

2026 TEAM QUICK FACTS

TEAM INFORMATION

| | |
|---------------------------------------|-----------------|
| 2025 Overall Record..... | 44-14 |
| 2025 SEC Record..... | 14-10 |
| 2025 SEC Finish..... | 5th |
| 2025 NCAA Postseason | Super Regionals |
| Home Record | 20-6 |
| Away Record | 12-4 |
| Neutral Record..... | 13-2 |
| Student-Athletes Returning/Lost | 17/4 |
| Starters Returning/Lost..... | 6/3 |
| Newcomers | 7 |

COACHING STAFF

| | |
|------------------------------|----------------------------------|
| Head Coach | Courtney Deifel (11th Season) |
| Record at Arkansas | 362-180 (.668) |
| Career Record | 390-207 (.653) |
| Assistant Coach..... | Matt Meuchel (10th Season) |
| Assistant Coach..... | DJ Gasso (Third Season) |
| Assistant Coach..... | Parker Staggs (First Season) |
| Graduate Manager..... | Gage Williams (First Season) |
| Graduate Manager..... | Paytience Holman (Second Season) |
| Director of Operations | Dan Bartosik (Fourth Season) |

TEAM HISTORY

| | |
|---|------------------|
| First Year of Program..... | 1997 |
| All-Time Record | 893-819-1 (.522) |
| All-Time SEC Record | 292-457 (.389) |
| SEC Championships/Last | 2 (2022) |
| SEC Tournament Championships..... | 2022 |
| NCAA Appearances/Last..... | 14 (2025) |
| Highest Preseason Rank..... | 6/7 (2023) |
| Highest Preseason SEC..... | 3rd (2023/2022) |
| Highest In-Season Rank 1 (Softball America) (Wk 13, 2025) | |

UNIVERSITY INFORMATION

| | |
|---|-------------------------|
| Location | Fayetteville, Ark. |
| Founded | March 27, 1871 |
| Enrollment | 34,175 |
| Nickname | Razorbacks |
| School Colors | Cardinal and White |
| Conference | Southeastern (SEC) |
| Chancellor | Dr. Charles F. Robinson |
| Vice Chancellor/Director of Athletics | Hunter Yurachek |
| Faculty Athletic Representative | Paul Adams |
| University Website | www.uark.edu |
| Athletics Website | ArkansasRazorbacks.com |

FACILITY INFORMATION

| | |
|------------------------|--------------------------------|
| Home Field..... | Bogle Park |
| Opened..... | 2009 |
| Dimensions..... | (LF - 200, CF - 220, RF - 200) |
| Chairback Seats: | 1,200 |

COMMUNICATIONS

| | |
|--|--------------------|
| Assistant Director (SB Contact) | Hunter Corneliusen |
| Student Assistant (SB Secondary) | Lauren Marino |
| Email | hc068@uark.edu |
| Cell..... | 479-380-2194 |
| Assistant AD for Communications | Kyle Parkinson |

Mailing Address
Razorback Communications
PO Box 7777
Fayetteville, AR 72702-7777

Overnight Address
Razorback Communications
1240 W. Leroy Pond Dr.
Fayetteville, AR 72701

| MONDAY 9 | TUESDAY 10 | WEDNESDAY 11 | THURSDAY 12 | FRIDAY 13 | SATURDAY 14 | SUNDAY 15 |
|------------|--------------------------|----------------|---------------|--|--|----------------------------------|
| OFF | Deifel Media 10:30 AM | | Travel | Wichita State 10 a.m. Clemson 4:45 p.m. | BYU 11 a.m. Texas State 1:15 p.m. | Clemson 10 a.m. Travel |

ARKANSASRAZORBACKS.COM

For updated game notes, statistics, stories, photos, fan information, tickets and latest information on Razorback Softball, please visit arkansasrazorbacks.com/softball.

MEDIA AVAILABILITY

Above is a general weekly schedule of media availability for the Arkansas Softball team. All interview requests should be made to Arkansas Assistant Communications Director Hunter Corneliusen at least 24 hours in advance. All media availability times are subject to change. Members of the media are expected to adhere to these policies at all times. Please contact Hunter Corneliusen for any changes in the schedule.

COACH/PLAYER AVAILABILITY

Coach Deifel, assistant coaches and select student-athletes are available for interviews by contacting Hunter Corneliusen. A specific interview request should be made at least 24 hours in advance to ensure availability. Additional requests will be granted based on student-athlete availability throughout the week.

Postgame interviews with Coach Deifel and select players will be conducted on Zoom following home games at Bogle Park. If there are multiple games during a day, it will take place after the Razorbacks' final game.

SOCIAL MEDIA

Arkansas fans can access the most in-depth information regarding Razorback Softball through social media opportunities available online.

- **X** - @RazorbackSB - Direct coverage of Arkansas Softball
- **Instagram** - @razorbacksb - Photos and video
- **Facebook** - Arkansas Razorbacks Softball - Latest news
- **X** - @ArkRazorbacks - General athletic department information

GAME DAY / PRESS SERVICES

Press releases, statistics and game information will be available throughout the season on arkansasrazorbacks.com/softball. Credentialed, local, and national media members may request to be added to email lists to automatically receive up-to-date information on Razorback Softball. Notes and statistics will be available digitally on game days. Wireless internet is available to all credentialed media members and game day personnel. Media and personnel interested in obtaining Wifi information need to contact Assistant Communications Director Hunter Corneliusen.

CREDENTIALS

Media Members wishing to cover Arkansas Softball should contact Hunter Corneliusen at least 48 hours prior to each home contest/series. All credentials will be issued on a game-to-game/series-to-series basis. Credentials will be available for pick up on game days at Ticket Office Will Call, which is located at the main gate behind home plate at Bogle Park.



THE LAST TIME OUT



FEB. 8, 2026

| SCORE BY INNINGS | 1 | 2 | 3 | 4 | 5 | 6 | 7 | R | H | E | |
|------------------|---|---|---|---|---|---|---|---|----|----|---|
| No. 8/9 Arkansas | 6 | 8 | 1 | 0 | 6 | x | x | - | 21 | 18 | 1 |
| Akron | 0 | 0 | 0 | 2 | 1 | x | x | - | 3 | 7 | 1 |

WP: Burnham (1-1) | LP: Walters (0-2) | T: 1:55 | A: 303 | HR: Miller (1), Kennedy (1), Reichardt (1), Rijo (1)

CONWAY, S.C. - The Arkansas softball team improved to 4-1 with a 21-3 (5 inn.) drubbing of Akron during the Razorbacks' final day of play at the Kickin' Chicken Classic on Sunday afternoon at St. John Stadium on the campus of Coastal Carolina.

The Razorbacks' 21 runs scored were the second most in program history, trailing only a 23-run barrage in a 23-0 win over Lipscomb on Feb. 7, 2025. Arkansas also registered 18 hits in the victory, which tied for the fourth-most during a single game in program history and most since the Hogs had 18 in a win over Nebraska on Feb. 9, 2020.

The Arkansas bats exploded for six runs in the first inning, eight in the second, one in the third, and six in the fifth during their fourth run-rule victory of the season. Arkansas belted four home runs in the win, courtesy of long balls from Kennedy Miller (grand slam), Dakota Kennedy (solo), Ashlyn Reichardt (three-run) and Atalyia Rijo (solo). Miller (3-3, GS HR, 2B, 5 RBI, 3 R) and Kennedy (3-4, HR, 2B, 2 RBI, 3 R, SB) each recorded three hits apiece as six Hogs registered multiple hits and six Hogs recorded multiple RBI in the win.

Payton Burnham improved to 1-1 for Arkansas in the circle after striking out seven and surrendering just one hit and no walks in three innings of work. Lexi King (1.0 IP, 3 H, 2 ER) and Reis Beuerlein (1.0 IP, 3 H, ER) appeared in relief for the Hogs during the win.

SERIES HISTORY



Wichita State Shockers

Overall Record: 10-6
H: 5-2 A: 0-4 N: 5-0

| | | | | | | | |
|---------|---|---------|------------------|---------|---|----------|---------------|
| 2.27.99 | W | 7-4 | Las Cruces, N.M. | 5.19.18 | W | 5-0 | Fayetteville |
| 2.27.99 | W | 1-0 | Las Cruces, N.M. | 5.20.18 | W | 6-4 | Fayetteville |
| 3.5.00 | W | 4-2 | Miami, Fla. | 4.10.19 | W | 91 (6) | Fayetteville |
| 3.3.01 | W | 5-0 | Miami, Fla. | 4.10.19 | W | 4-3 | Fayetteville |
| 4.29.04 | L | 1-0 | Wichita, Kan. | 3.14.23 | L | 10-2 (6) | Wichita, Kan. |
| 4.29.04 | L | 3-0 | Wichita, Kan. | 2.23.24 | L | 3-1 | Fayetteville |
| 2.23.07 | L | 3-1 | Fayetteville | 2.23.24 | W | 15-4 (5) | Fayetteville |
| 2.12.12 | W | 8-0 (5) | Waco, Texas | | | | |
| 3.6.18 | L | 1-0 | Wichita, Kan. | | | | |

THE LAST MEETING

Feb. 23, 2024 (Fayetteville, Ark.)

| SCORE | 1 | 2 | 3 | 4 | 5 | 6 | 7 | - | R | H | E |
|-------------|---|---|---|---|---|---|---|---|---|---|---|
| Wichita St. | 0 | 2 | 0 | 0 | 0 | 0 | 1 | - | 3 | 6 | 1 |
| Arkansas | 0 | 0 | 1 | 0 | 0 | 0 | 0 | - | 1 | 5 | 0 |

Time | 2:25
Attendance | 3,108

Arkansas 1 (10-3)

| Player | pos. | ab | r | h | rbi | bb | so | po | a | lob |
|-----------------|------|----|---|---|-----|----|----|----|----|-----|
| Reagan Johnson | cf | 4 | 1 | 2 | 0 | 0 | 1 | 1 | 0 | 1 |
| Nia Carter | rf | 4 | 0 | 1 | 0 | 0 | 0 | 1 | 0 | 0 |
| Bri Ellis | 1b | 3 | 0 | 0 | 0 | 1 | 3 | 7 | 0 | 3 |
| Cylie Halvorson | 2b | 4 | 0 | 0 | 0 | 0 | 4 | 3 | 1 | 1 |
| Hannah Gammill | 3b | 2 | 0 | 0 | 0 | 1 | 2 | 0 | 4 | 0 |
| Rylin Hedgecock | dh | 2 | 0 | 0 | 0 | 1 | 1 | 0 | 0 | 3 |
| Raigan Kramer | lf | 3 | 0 | 0 | 0 | 1 | 0 | 0 | 0 | 0 |
| Kennedy Miller | c | 3 | 0 | 2 | 0 | 0 | 1 | 8 | 0 | 1 |
| L. Camenzind | ss | 1 | 0 | 0 | 0 | 1 | 1 | 0 | 5 | 0 |
| Rylee Cloud | ph | 1 | 0 | 0 | 0 | 0 | 0 | 0 | 0 | 0 |
| Totals | | 27 | 1 | 5 | 0 | 4 | 15 | 21 | 10 | 9 |

| Arkansas | ip | h | r | er | bb | so | ab | bf |
|-----------------------|-----|---|---|----|----|----|----|----|
| Robyn Herron, L (3-3) | 3.2 | 4 | 2 | 2 | 5 | 3 | 14 | 20 |
| Morgan Leinstock | 3.1 | 2 | 1 | 1 | 1 | 5 | 13 | 14 |

Wichita State 3 (5-2)

| Player | pos. | ab | r | h | rbi | bb | so | po | a | lob |
|-------------|------|----|---|---|-----|----|----|----|---|-----|
| WONG | 3b | 3 | 0 | 1 | 2 | 1 | 2 | 0 | 1 | 1 |
| BARNARD | cf | 1 | 0 | 0 | 0 | 3 | 0 | 0 | 0 | 0 |
| HOOD | ss | 4 | 1 | 0 | 0 | 0 | 2 | 0 | 1 | 5 |
| URBAN | lf | 4 | 0 | 2 | 0 | 0 | 1 | 2 | 0 | 1 |
| Av. BARNARD | pr | 0 | 0 | 0 | 0 | 0 | 0 | 0 | 0 | 0 |
| BROWN | c | 4 | 0 | 2 | 1 | 0 | 0 | 16 | 0 | 0 |
| HOEKSTRA | 0 | 0 | 0 | 0 | 0 | 0 | 0 | 0 | 0 | 0 |
| ZENON | 1b | 4 | 1 | 1 | 0 | 0 | 2 | 2 | 0 | 0 |
| SEATON | rf | 3 | 0 | 0 | 0 | 0 | 0 | 0 | 0 | 3 |
| SEDLACEK | dh | 2 | 1 | 0 | 0 | 1 | 1 | 0 | 0 | 0 |
| NELSON | 2b | 2 | 0 | 0 | 0 | 1 | 0 | 1 | 0 | 0 |
| BARBER | p | 0 | 0 | 0 | 0 | 0 | 0 | 0 | 0 | 0 |
| Totals | | 27 | 3 | 6 | 3 | 6 | 8 | 21 | 2 | 10 |

| Wichita State | ip | h | r | er | bb | so | ab | bf |
|--------------------|-----|---|---|----|----|----|----|----|
| C. BARBER, W (2-0) | 7.0 | 5 | 1 | 1 | 4 | 15 | 27 | 31 |



Clemson Tigers

Overall Record: 0-0
H: 0-0 A: 0-0 N: 0-0

| Date | Result | Score | Location |
|------|--------|-------|----------|
| N/A | N/A | N/A | N/A |

FIRST MEETING

N/A



BYU Cougars

Overall Record: 0-1
H: 0-0 A: 0-0 N: 0-1

| Date | Result | Score | Location |
|--------------|--------|-------|-------------------|
| May 17, 2019 | L | 6-3 | Stillwater, Okla. |

THE LAST SERIES

May 17, 2019 (Stillwater, Okla.)

| SCORE | 1 | 2 | 3 | 4 | 5 | 6 | 7 | - | R | H | E |
|----------|---|---|---|---|---|---|---|---|---|---|---|
| Arkansas | 0 | 0 | 0 | 0 | 3 | 0 | 0 | - | 3 | 5 | 3 |
| BYU | 2 | 0 | 3 | 0 | 0 | 1 | x | - | 6 | 5 | 1 |

Time | 1:52
Attendance | 344 | HR: Bugarin; Jensen, 2.

Arkansas 3 (38-20)

| Player | pos. | ab | r | h | rbi | bb | so | po | a | lob |
|-----------------|-------|----|---|---|-----|----|----|----|----|-----|
| Hannah McEwen | lf | 3 | 0 | 1 | 0 | 0 | 1 | 1 | 0 | 0 |
| Danielle Gibson | dh | 3 | 0 | 0 | 0 | 0 | 0 | 0 | 0 | 0 |
| Ashley Diaz | 1b | 3 | 0 | 0 | 0 | 0 | 0 | 10 | 0 | 0 |
| Katie Warrick | rf | 3 | 1 | 1 | 0 | 0 | 0 | 0 | 0 | 1 |
| Kayla Green | c | 2 | 0 | 0 | 0 | 1 | 0 | 2 | 0 | 0 |
| Sydney Parr | cf | 3 | 1 | 1 | 0 | 0 | 0 | 2 | 0 | 0 |
| Haydi Bugarin | 2b | 3 | 1 | 1 | 3 | 0 | 0 | 1 | 3 | 0 |
| Nicole Duncan | 3b | 1 | 0 | 0 | 0 | 1 | 0 | 3 | 0 | 0 |
| Sydney Benz | ph/3b | 2 | 0 | 1 | 0 | 0 | 0 | 0 | 1 | 1 |
| Keely Edwards | ss | 1 | 0 | 0 | 0 | 0 | 2 | 3 | 0 | 0 |
| Linnie Malkin | ph | 1 | 0 | 0 | 0 | 0 | 0 | 0 | 0 | 0 |
| Totals | | 25 | 3 | 5 | 3 | 1 | 2 | 18 | 11 | 2 |

| Arkansas | ip | h | r | er | bb | so | ab | bf |
|-------------------------|-----|---|---|----|----|----|----|----|
| Autumn Storms, L (20-9) | 6.0 | 5 | 6 | 4 | 1 | 2 | 25 | 29 |

BYU 6 (30-25)

| Player | pos. | ab | r | h | rbi | bb | so | po | a | lob |
|--------------|------|----|---|---|-----|----|----|----|---|-----|
| JENSEN | lf | 4 | 2 | 2 | 2 | 0 | 0 | 1 | 0 | 0 |
| MIKLUS | 2b | 3 | 2 | 1 | 0 | 1 | 0 | 4 | 4 | 0 |
| WILLIAM | rf | 2 | 1 | 0 | 0 | 0 | 1 | 0 | 0 | 0 |
| SUCC | c | 2 | 0 | 0 | 0 | 0 | 0 | 2 | 0 | 0 |
| GODFREY | pr | 0 | 1 | 0 | 0 | 0 | 0 | 0 | 0 | 0 |
| PAULSON | 1b | 3 | 0 | 0 | 2 | 0 | 0 | 6 | 0 | 0 |
| HANCOCK | 1b | 0 | 0 | 0 | 0 | 0 | 1 | 0 | 0 | 0 |
| ERICKSON | 3b | 2 | 0 | 0 | 1 | 0 | 0 | 1 | 0 | 1 |
| TARROW | dh | 3 | 0 | 0 | 1 | 0 | 1 | 0 | 0 | 2 |
| CHAVEZ | ss | 3 | 0 | 0 | 0 | 0 | 2 | 4 | 2 | 0 |
| VANDER HEIDE | cf | 3 | 0 | 0 | 0 | 0 | 2 | 0 | 0 | 0 |
| Totals | | 25 | 6 | 5 | 6 | 1 | 2 | 21 | 9 | 5 |

| BYU | ip | h | r | er | bb | so | ab | bf |
|--------|-----|---|---|----|----|----|----|----|
| MOFFAT | 7.0 | 5 | 3 | 3 | 1 | 2 | 25 | 26 |



Texas State Bobcats

Overall Record: 1-1
H: 0-0 A: 0-0 N: 1-1

| Date | Result | Score | Location |
|---------------|--------|-------|-------------------|
| Jan. 31, 2003 | L | 4-1 | San Marcos, Texas |
| Feb. 6, 2025 | W | 3-1 | San Marcos, Texas |

THE LAST SERIES

Feb. 6, 2025 (San Marcos, Texas.)

| SCORE | 1 | 2 | 3 | 4 | 5 | 6 | 7 | - | R | H | E |
|-----------|---|---|---|---|---|---|---|---|---|---|---|
| Arkansas | 0 | 1 | 0 | 0 | 0 | 2 | 0 | - | 3 | 5 | 1 |
| Texas St. | 0 | 0 | 0 | 0 | 0 | 0 | 1 | - | 1 | 3 | 0 |

Time | 2:05
Attendance | 791 | HR: Wyckoff; McDowell; Ellis.

Arkansas 3 (1-0)

| Player | pos. | ab | r | h | rbi | bb | so | po | a | lob |
|-----------------|------|----|---|---|-----|----|----|----|---|-----|
| Reagan Johnson | cf | 3 | 0 | 0 | 0 | 0 | 0 | 1 | 0 | 0 |
| Kailey Wyckoff | rf | 3 | 1 | 1 | 1 | 0 | 0 | 0 | 0 | 0 |
| Ella McDowell | 3b | 3 | 1 | 2 | 1 | 0 | 0 | 2 | 1 | 0 |
| Bri Ellis | 1b | 3 | 1 | 1 | 1 | 0 | 1 | 6 | 0 | 0 |
| Kennedy Miller | c | 3 | 0 | 1 | 0 | 0 | 0 | 7 | 0 | 1 |
| Courtney Day | dp | 2 | 0 | 0 | 0 | 0 | 1 | 0 | 0 | 0 |
| Rylee Cloud | ph | 1 | 0 | 0 | 0 | 0 | 0 | 0 | 0 | 0 |
| Raigan Kramer | lf | 2 | 0 | 0 | 0 | 0 | 0 | 2 | 0 | 0 |
| Spencer Prigge | ph | 1 | 0 | 0 | 0 | 0 | 0 | 0 | 0 | 0 |
| Karlee Davison | 2b | 2 | 0 | 0 | 0 | 0 | 1 | 3 | 2 | 0 |
| Carlee Ratcliff | ph | 1 | 0 | 0 | 0 | 0 | 0 | 0 | 1 | 0 |
| Atalyia Rijo | ss | 1 | 0 | 0 | 0 | 1 | 0 | 0 | 1 | 0 |
| Totals | | 25 | 3 | 5 | 3 | 1 | 3 | 21 | 6 | 2 |

| Arkansas | ip | h | r | er | bb | so | ab | bf |
|-----------------------|-----|---|---|----|----|----|----|----|
| Robyn Herron, W (1-0) | 6.0 | 3 | 1 | 0 | 4 | 5 | 21 | 25 |
| Cam Harrison | 1.0 | 0 | 0 | 0 | 0 | 2 | 4 | 4 |

Texas State 1 (0-1)

| Player | pos. | ab | r | h | rbi | bb | so | po | a | lob |
|----------------|------|----|---|---|-----|----|----|----|---|-----|
| Erin Peterson | ss | 3 | 0 | 0 | 0 | 1 | 1 | 1 | 0 | 0 |
| Ciera Trahan | lf | 3 | 0 | 0 | 0 | 1 | 2 | 2 | 0 | 2 |
| Keely Williams | cf | 3 | 0 | 0 | 0 | 0 | 1 | 1 | 0 | 1 |
| Aiyana Coleman | 1b | 3 | 0 | 1 | 0 | 0 | 0 | 8 | 0 | 1 |
| Karmyn Bass | c | 3 | 0 | 1 | 0 | 0 | 0 | 5 | 0 | 1 |
| Kate Bubela | 3b | 3 | 1 | 1 | 0 | 0 | 1 | 0 | 2 | 0 |
| Mayson Garrett | 2b | 2 | 0 | 0 | 0 | 1 | 1 | 2 | 1 | 0 |
| Emilee Baker | dp | 3 | 0 | 0 | 0 | 0 | 0 | 0 | 0 | 1 |
| Sydney Harvey | rf | 1 | 0 | 0 | 0 | 1 | 0 | 2 | 0 | 0 |
| Megan Kelnar | ph | 1 | 0 | 0 | 0 | 0 | 1 | 0 | 0 | 0 |
| Totals | | 25 | 1 | 3 | 0 | 4 | 7 | 21 | 6 | 7 |

| Texas State | ip | h | r | er | bb | so | ab | bf |
|-----------------------|-----|---|---|----|----|----|----|----|
| Madison Azua, L (0-1) | 6.0 | 4 | 3 | 3 | 1 | 3 | 21 | 22 |
| Emma Strood | 1.0 | 1 | 0 | 0 | 0 | 0 | 4 | 4 |

POWER IN THE PORTAL

Since taking over the program in 2016, head coach Courtney Deifel and her coaching staff have had tremendous success in the recruitment of players through the transfer portal.

>> Deifel has made 26 transfer portal additions during her time at Arkansas. Six Razorbacks on the 2026 roster arrived in Fayetteville by way of the transfer portal: Tianna Bell (2026, California), Reis Beuerlein (2024, Mississippi State), Karlie Davison (2025, Utah), Dakota Kennedy (2026, Arizona), Carlee Ratcliff (2024, Texas) and Kailey Wyckoff (2025, Texas Tech).

Transfers under Courtney Deifel have accounted for:

- >> 9 NFCA All-America selections
- >> 17 NFCA All-Region honors
- >> 14 All-SEC Selections
- >> 2 SEC Players of the Year (*KB Sides, Bri Ellis*)
- >> 1 USA Softball Collegiate Player of the Year (*Bri Ellis*)
- >> 1 SEC Pitcher of the Year (*Chenise Delce*)

>> Entering this season, 13 of the 22 portal additions from Division I programs under Deifel that completed a season at Arkansas experienced an increase in both wins and winning percentage in their first season as a Hog compared to their last at their previous program.

>> 14 of the Razorbacks' 17 D1 transfer position players set single-season career highs in at least one offensive statistical category, while eight set single-season career highs in four or more offensive categories.

HOME SWEET BOGLE

Bogle Park was the place to be in 2025, as 78,586 fans walked through the gates. The Razorbacks were one of just three programs nationally to average 3,000+ fans a game with 3,023 fans per contest alongside Alabama and Oklahoma. Arkansas set Top-10 attendance marks in three games last season, highlighted by a season-high 3,803 fans against LSU on May 3, 2025.

>> Arkansas had 3,128 fans at its series opener against Oklahoma (March 16, 2025).

>> Arkansas is just one of three programs to rank in the top five in single-season attendance every year since COVID, joining the likes of Alabama and LSU.

>> The Razorbacks have ranked in the top three nationally in total home attendance in three consecutive seasons and have finished in the top five in national total attendance in each of their past six seasons at Bogle Park.

>> Bogle Park had a program-record 97,744 fans walk through the gates in 2024. At the time, all 10 of Bogle Park's all-time top 10 single-game attendance marks were set in 2024. Arkansas played in front of home crowds of 3,000+ in 21 of its 27 regular season games at Bogle Park.

>> On May 4, 2024, Arkansas broke its single-game attendance record, with 3,937 in attendance for game three vs. Ole Miss.

>> Bogle Park hosted the highest-attended SEC Softball Tournament in 2023 with 16,937 in the stands May 9-13, shattering Florida's previous record of 13,201 in 2022.

>> Between the 2022 and 2023 campaigns, Bogle Park drew crowds of 3,000+ 16 separate times.

>> Since its gates opened in 2009, Bogle Park has welcomed 521,697 fans through the turnstiles. Of those 521,697 fans, 433,951 (83.18%) have come during head coach Courtney Deifel's tenure (2016-present).

>> Bogle Park was recognized by the National Fastpitch Coaches Association (NFCA) as the Netting Professionals/NFCA D1 Field of the Year in 2022.

RAZORBACKS KNOW RPI

Arkansas finished the regular season ranked No. 7 in RPI in 2025. Assistant Coach Matt Meuchel plays a big role in the Hogs' schedule building each season.

>> Arkansas has finished in the Top 20 in every single RPI since 2021.

PRESEASON PRESENCE

>> Senior OF Dakota Kennedy, Senior LHP Robyn Herron and sophomore INF Ella McDowell all garnered Preseason Second-Team All-America Recognition from Softball America.

>> The trio was also named to the USA Softball Collegiate Player of the Year Top 50 Watch List.

>> Herron and McDowell also earned Preseason All-SEC honors as Arkansas was one of just five SEC programs with multiple players selected.



Senior OF Dakota Kennedy, Senior LHP Robyn Herron and sophomore INF Ella McDowell all earned Preseason Second-Team All-America honors from Softball America.

THE HEAD HOG

Head coach Courtney Deifel is the program's all-time wins leader.

WINNINGEST ARKANSAS HEAD COACHES

| Rank | Coach | Record | Years | NCAA Appearances |
|------|-------------------|-----------|------------|------------------|
| 1. | Courtney Deifel | 363-180 | 2016-pres. | 8 |
| 2. | Carrie Dever-Boaz | 244-274-1 | 1997-2004 | 2 |
| 3. | Mike Larabee | 149-181 | 2010-2015 | 2 |
| 4. | Jamie Pinkerton | 130-179 | 2005-2009 | 2 |

>> Deifel has won 363 games through 11 seasons at the helm in Fayetteville.

>> In the previous 10 years before Deifel, Arkansas only won 251 contest

>> From 2002-2015 (14 seasons), Arkansas had won 360 games.

FLIPPED THE SCRIPT

During her 10 seasons at the helm, head coach Courtney Deifel and staff have engineered one of the greatest turnarounds in college softball while at Arkansas.

>> Under head coach Courtney Deifel, Arkansas has increased its winning percentage by 21.4% compared to the 10 seasons prior to Deifel's tenure, while also winning 92 more games. Arkansas is the only Power 4 school nationally to increase its winning percentage by more than 20% in that timespan. The Razorbacks 21.4% increase in winning percentage ranks 4th among 297 Division I teams.

Win % Increase Over Past 10 years (P4 Only)

| Program | 2006-2015 | 2016-2025 | Increase |
|----------------|----------------|----------------|----------|
| Arkansas | 267-322 (.453) | 359-179 (.667) | 21.40% |
| Indiana | 211-327 (.392) | 296-215 (.579) | 18.71% |
| Ole Miss | 248-317 (.439) | 351-216 (.619) | 18.01% |
| Oklahoma State | 299-255 (.540) | 400-169 (.703) | 16.33% |
| Florida State | 412-203 (.670) | 496-106 (.824) | 15.4% |

D1 Programs with a 20% Increase in Win % Over Past 10 years

| Program | 2006-2015 | 2016-2025 | Increase |
|------------------|----------------|----------------|----------|
| North Texas | 258-589 (.305) | 304-210 (.591) | 28.68% |
| Southeastern La. | 208-306 (.405) | 348-197 (.639) | 23.39% |
| UNCW | 162-363 (.309) | 248-224 (.525) | 21.69% |
| Arkansas | 267-322 (.453) | 359-179 (.667) | 21.40% |
| Saint Francis | 216-305 (.415) | 326-195 (.626) | 21.11% |
| Liberty | 273-325 (.457) | 392-196 (.667) | 21.01% |
| Morgan State | 116-254 (.314) | 224-205 (.522) | 20.86% |
| Prairie View A&M | 121-293 (.292) | 207-213 (.493) | 20.06% |

THE FRIENDLY CONFINES

- » Since 2017, Arkansas is 164-45 (.785) at Bogle Park during the regular season.
- » Arkansas is 197-77 (.719) at Bogle Park since Courtney Deifel took over the program in 2016.

MEUCHEL IS MASTER OF DEFENSE

- » Assistant Coach Matt Meuchel joined the Razorbacks' coaching staff prior to the 2017 season and completed his ninth season in Fayetteville in 2025. Meuchel is one of the sport's leaders in analytics and also coordinates the Razorbacks defense. All five of the Hogs' top-five single-season fielding percentages have come under his watch.
- » The Razorbacks led the nation with a .984 fielding percentage during the 2025 season, making just 24 errors in 1,471 total chances. Arkansas was the first SEC team to lead the nation in fielding percentage since 2019, when Florida accomplished the feat. The Hogs' .984 fielding percentage ranked tied for 6th in NCAA history.
- » Arkansas is one of four programs to finish the last two seasons ranked in the top 10 nationally in fielding percentage, joining the likes of Florida Atlantic, Omaha and Oklahoma. During that span, Arkansas ranks second nationally in fielding percentage, trailing only Florida Atlantic by one 1000th of a percentage point.
- » In 2024, Meuchel helped guide Arkansas to a then program-record .978 fielding percentage, which led the SEC and ranked ninth nationally.

SOOIE SPINNERS

- » The Razorbacks posted a 3.04 ERA last season while striking out 347 batters and limiting opponents to a .215 batting average in 364.1 innings pitched.
- » Arkansas has registered 46 shutouts since the start of the 2023 season. The Razorbacks are one of only five programs to rank in the top 20 nationally in shutouts in 2023, 2024, 2025, joining the likes of Oklahoma, Boston, Tennessee and Cal State Fullerton.
- » Arkansas finished 2025 ranked 10th nationally with 15 shutouts and ranked 19th nationally in shutouts in 2024 with 14 and 17th nationally in 2023 with 17.
- » Excluding the 2020 COVID-shortened season, Arkansas is just one of seven schools to post 11+ shutouts in every season dating back to 2018, alongside Boston, Florida, Florida State, Oklahoma, Texas and UCLA.

BOGLE BOMBERS

- The long ball has been a staple in the success of Arkansas Softball during the Courtney Deifel era (2016-present).
- » Arkansas has hit 611 home runs since Deifel took over the helm in 2016, which accounts for 52.9% of home runs in program history. In the 11 years prior to Deifel's arrival, Arkansas teams belted 456 round-trippers.
- » The Razorbacks' 595 home runs since 2017 rank second among SEC members during that time span and third among current SEC members, trailing only Oklahoma (977) and Georgia (640).
- » Seven of the Hogs' single-season top-10 home run marks have been accomplished during Deifel's tenure, including the three best in program history (2022: 109, 2021: 95, 2025: 70).

ROAD HOGS

- Since 2020, the Razorbacks have excelled on the road, posting a 68-24 record, the second-best mark among current SEC members, trailing only Oklahoma (78-7, .929).
- » Arkansas has won 10+ road games in each of the past five seasons and is one of nine programs to finish in the Top 25 in road winning percentage in each of the previous two seasons alongside Grand Canyon, Chattanooga, Oklahoma, Marist, Duke, Tennessee, Texas and Florida. Arkansas went 12-4 on the road in 2025 and 12-5 on the road in 2024.
- » Arkansas is one of three SEC programs to post 10+ road wins with a road win% of .500+ in each of the past three seasons alongside Oklahoma and Tennessee.
- » With Arkansas' road series victory at No. 1/2 Texas A&M on April 25-27, 2025, the Hogs have won 18 of their last 20 SEC road series, which is the best mark among all SEC members during that time span (2021-present). From 1997-2020, the program had only won 17 SEC road series.
- » Arkansas went undefeated in non-conference road games in 2025 and has dropped just five non-conference regular-season road matchups in the previous eight seasons.
- » The Hogs recorded two top-10 ranked SEC road series wins last season and have accounted for seven top-10 road series wins in league play over the past four seasons.
- » Additionally, Arkansas has posted an 83-29 record in the Courtney Deifel era (2016-present) in neutral-site games. Arkansas went 13-2 in neutral-site games in 2025 and is 3-1 in neutral site games in 2026.



AMONG THE ELITE

- » The Razorbacks have been ranked in the Top 25 of the NFCA Coaches poll for a program-best 90 consecutive weeks dating back to the start of the 2020 season. Arkansas is one of five programs nationally to have appeared in the Top 25 of every NFCA Coaches Poll since the start of the 2020 season, joining Oklahoma, Florida, UCLA, and Florida State.

RAES

- » Reagan Johnson ranks second all-time in Arkansas career batting average at .366 while ranking sixth in career on-base percentage (.420), seventh in career triples (7) and fifth in career stolen bases (53).
- » She became the 11th player in program history to register 200 hits on April 11, 2025, in a 10-2 win over No. 10 South Carolina.
- » Johnson's 228 career hits rank fourth nationally among all D1 active players, trailing only Mihya Davis (264) of Texas Tech, Haley Ahr (234) of Marist and D'Auna Jennings (230) of Duke. Of the top four players in career hits, Johnson and Jennings are the only one to spend her entire career at the Power 4 level.
- » Johnson is the only Razorback in program history with multiple 70+ hit seasons with 72 in 2025, 73 in 2024 and 79 in 2023. In 2024, she became one of four Razorbacks in program history to post an on-base percentage of .426 or better while registering 70+ hits in a season, joining Danielle Gibson (2022), KB Sides (2022) and Hannah McEwen (2019).
- » The Karnes City, Texas product earned Second-Team All-SEC and Second-Team NFCA All-Central Region honors in 2025 while batting .351 with a team-leading 72 hits, including six doubles, two triples, 11 RBI and 26 walks while recording a .427 on-base percentage. She stole 20 bases in 22 tries, which was the fifth-most in a single season in program history.
- » Johnson is the only player in program history to lead Arkansas in multi-hit games in 3+ seasons.
- » The senior speedster has started and batted leadoff in 176 of her 177 collegiate games, which is the most consecutive starts in the leadoff spot in program history.
- » She earned First-Team All-SEC and NFCA First-Team All-South Region in 2024 after batting a team-best .380 with 73 hits, four doubles, one triple, 11 RBI, 35 runs scored and 79 total bases to go along with a team-high 12 stolen bases. She ranked fourth in the SEC and 33rd nationally in hits (73) in addition to ranking fifth among all SEC players in batting average (.380).
- » Her sophomore year batting average of .380 and her freshman year average of .378 rank sixth and seventh, respectively, in the Arkansas single-season record books, while her 79 hits as a freshman and 73 hits as a sophomore were the third and fourth-most by a Hog in a single season.

MILESTONE TRACKER

» Reagan Johnson needs three more stolen bases to move into a tie for the fourth most all-time by a Razorback in their collegiate career.

» Reagan Johnson needs 34 hits to set the Arkansas career hits record.

» Kailey Wyckoff needs 16 more hits to record 200 career hits.

RUN-RULING RAZORBACKS

» Arkansas defeated opponents with ease in 2025 and have won by run-rule in all four wins in 2026.

» The Razorbacks set a program record with their 17th run-rule victory of the season during a 10-2 (5 inn.) win vs. Kentucky on March 29.

» Arkansas had more run-rule wins (23) than seven-inning wins (21) in 2025.

| Year | Run-Rule W | Final Accomplished |
|------|------------|--------------------|
| 2026 | 4 | - |
| 2025 | 23 | 53rd |
| 2014 | 16 | 48th |
| 2022 | 15 | 54th |

PB12 IN GOOD COMPANY

Sophomore pitcher Payton Burnham broke onto the scene in 2025 with a 16-2 record, 94 strikeouts and three saves in 117.1 innings pitched while limiting opposing hitters to a .217 batting average and posting a team-best 2.62 ERA.

» She earned freshman All-America honors from both DI Softball and Softball America in 2025.

» Burnham pitched three shutout innings while striking out seven and allowing no walks and just one hit to earn her first win of the season vs. Akron (Feb. 8).

» Burnham threw a complete-game shutout while striking out seven and allowing just three hits and a walk in a 4-0 win over Ole Miss (May 24), becoming just the third Arkansas freshman since 2010 to throw multiple seven-inning complete game shutouts, joining Robyn Herron (2, 2023) and Mary Haff (8, 2018).

» Burnham became the first Razorback in program history to throw a no-hitter in an NCAA Tournament game in a 10-0 win over Saint Louis (May 16). The freshman struck out six and allowed just one walk and a hit batter in her five innings of work. It marked the third no-hitter by a Razorback in 2025 and the 17th in program history.

» Her 16 wins were the most by a Razorback freshman since Mary Haff's 29 in 2017.

» She threw 6.1 shutout innings during her sixth victory of the season in a 9-0 win at Tennessee. She became the first Razorback freshman to throw 6+ shutout innings since Robyn Herron accomplished the feat in a 7-0 victory over Indiana at the TaxAct Clearwater Invitational on Feb. 18, 2023. Burnham became the eighth Razorback freshman pitcher to throw 6+ shutout innings and allow three or fewer hits since 2002. As a result of her efforts, she earned SEC Freshman of the Week Honors on March 25. She became just the fifth Arkansas pitcher to do so.

» Her mother, Kendall, was an NFCA All-American at Texas A&M in the mid 1990s, while her father Jake Burnham, played collegiately at Tulane, where he was a First-Team All-CUSA selection in 1999. Her parents made national news in the early 2000s when they played together on the independent minor league San Angelo Colts.

» Additionally, her brother Ty is a Razorback baseball signee and currently in his senior season at Rogers High School.

MISS VERSATILITY

Arkansas continued its multi-year run of major portal additions in the summer of 2024 with the addition of Texas Tech Transfer Kailey Wyckoff, who made an immediate impact during her first season as a Razorback.

» Wyckoff batted .417 with a double, five RBI and two walks at the Kickin' Chicken Classic (Feb. 6-8)

» During her four seasons of college softball, Wyckoff has appeared all over the field, with nine or more starts at 5 different positions. She has appeared in 61 games at catcher, 75 games in right field, 12 games in left field, 12 games at designated player and nine games at first base.

» She has reached base safely (errors excluded) in 84.8% (140-165) of her games during her collegiate career. Her 184 career hits rank 21st among all active DI players.

» Wyckoff batted .328 last season with 61 hits, 15 doubles, seven home runs and a career-high 55 RBI while posting a .406 OPB. She reached base in 50 of the Hogs' 58 games while recording 15 multi-hit games and 14 multi-RBI games and posting a team-best 11-game hitting streak.

» She earned NFCA Second-Team All-Central Region honors and was named SEC Player of the Week on April 22, 2025.

» She blasted a three-run HR in the opening game of the Hogs' Super Regional vs. Ole Miss (May 23).

» She tied a career-high with three hits in an NCAA Tournament win over Saint Louis on May 16, 2025, while setting a single-game career-high with five RBI. Her three hits and five RBI tied an Arkansas NCAA Tournament program record. 10 others have registered three or more hits, while Danielle Gibson is the only other player in program history to drive in five runs in a game, accomplishing the feat on May 20, 2022, in an 11-0 run-rule win over Princeton.

» The Katy, Texas product went 3-4 with a 3-run HR in a 8-6 loss to Oklahoma (May 9, 2025)

» In her Arkansas debut, at Texas State, Wyckoff blasted a solo home run to right field in the top of the sixth inning. (Feb. 6, 2025)

» In 2024, she posted a .407 batting average with 12 doubles, seven home runs and a career-high 35 RBI to earn First-Team All-Big 12 honors. She also recorded 15 multi-hit games and a team-best 24-game reached base streak.

» As a true freshman in 2023, she became just the second individual conference award winner in Texas Tech history, along with earning Second-Team All-Big 12 recognition.

ROB CAN SPIN IT

Robyn Herron is 2-0 this season with a 1.68 ERA, 15 strikeouts while allowing just two runs on four hits and no walks in 8.1 innings of work.

» Herron earned her second win of the season after striking out 10 and allowing just one hit and one run in 4.1 innings of work. She carried a no-hitter into the fifth inning before it was broken up with one out in the frame.

» She recorded her first win of the season in a 17-1 win over Virginia (Feb. 6), after allowing just one run on three hits while striking out five in four innings.

» Herron earned second-team All-America honors from both DI Softball and Softball America and was also named Second-Team All-SEC and Second-Team NFCA All-Central region in 2025.

» Herron tied a program single-game record with 16 strikeouts during an eight-inning com-

plete-game win over Tennessee on March 22, 2025. She allowed just four hits in the win.

» On Feb. 17, 2025 Herron threw the 12th no-hitter in program history in a 10-0 (5 inn.) win over ULM. She struck out a season-high 11 batters during her no-hit performance against ULM to improve to 3-0 on the season. The southpaw struck out the side to open and end the game. Only three ULM batters reached base during the contest, two by way of walks in the second and fourth inning, respectively, in addition to a dropped third strike with two outs in the fourth.

» Herron appeared in 29 games while making 19 starts and posting a 12-9 record with a team-best 143 strikeouts in 125.1 innings pitched in 2024. Her 1.62 ERA ranked 25th nationally and third among SEC pitchers. She also ranked 40th nationally with five shutouts during the 2024 season while posting three 10+ strikeout games.

» Herron and Nija Canady of Texas Tech are the only two returning pitchers nationally to rank in the top 30 nationally in fewest hits allowed per seven innings during each of the previous three seasons.

» Herron became the second pitcher in program history to throw a seven-inning perfect game while striking out a season-high 11 batters on just 86 pitches in a 7-0 win over Illinois State on Feb. 24, 2024, joining Mary Haff as the other Razorback to accomplish the feat.

» She joins Mary Haff (3) as the only Razorback pitcher to toss multiple no-hitters under Deifel.

» Her 11 10+ strikeout games are the third-most in program history, trailing only Katy Henry (2005-08, 14) and Mary Haff (2018-22, 16).

HOGS OUTHITTING THE OPPOSITION

» Outhitting the opposition has been a major trademark in the Courtney Deifel era (2016-present) for Arkansas. The Razorbacks hold a 295-27 record when outhitting opponents under Deifel, including a 189-10 mark since 2020.

| Year | W | L | % |
|--------------|------------|-----------|-------------|
| 2026 | 4 | 0 | 1.000 |
| 2025 | 42 | 2 | .953 |
| 2024 | 29 | 2 | .935 |
| 2023 | 35 | 2 | .946 |
| 2022 | 38 | 1 | .974 |
| 2021 | 31 | 1 | .969 |
| 2020 | 15 | 2 | .882 |
| 2019 | 32 | 4 | .889 |
| 2018 | 32 | 4 | .889 |
| 2017 | 26 | 4 | .867 |
| 2016 | 11 | 5 | .688 |
| TOTAL | 295 | 27 | .916 |

» Additionally since 1998, Arkansas is 671-105-1 when outhitting opponents.

RAZORBACKS RAKING AT THE PLATE

» Under the guidance of hitting coach DJ Gasso, last season, Arkansas ranked among the nation's leaders in numerous categories, including hit-by-pitch (8th, 57), runs per game (7th, 7.52), SAC flies (4th, 29), on-base percentage (7th, .439), RBI per game (9th, 6.88), walks (2nd, 291) and total runs (12th, 436).

» Arkansas set an opening weekend program record with 60 runs scored over five games at the Kickin' Chicken Classic (Feb. 6-8). During a 21-3 victory over Akron (Feb. 8), Arkansas registered 18 hits which was the most in a single game since the Hogs had 18 during a 15-5 win over Nebraska on Feb. 9, 2020 in Las Cruces, N.M. The Hogs 21

runs scored were also the second most in a single game in program history.

>> Last year's Arkansas team ranked among the best in program history in batting average (2nd, .320), doubles (1st, 90), slugging % (2nd, .537), on-base % (1st, .439), runs (1st, 436), sacrifice flies (1st, 29), RBI (1st, 399), total bases (2nd, 823), walks (1st, 291) and HR (3rd, 74).

HITTIN' HOGS

>> Arkansas has posted a 198-21 overall record when registering 12+ hits in a single game since 2006, including a 122-12 mark under Courtney Deifel.

>> The Razorbacks are 4-0 in 2026 and were 17-1 last season and posted a 9-1 record in 2024 when registering 10+ hits and have won 73 of their past 77 contests when accomplishing the feat since 2020.

ROB 5+ = GOOD NEWS FOR THE HOGS

>> Arkansas is 28-6 (.824) when Robyn Herron goes 5+ innings in her collegiate career.

NO FREE PASSES

>> Arkansas is 143-41 since 2001, when its pitching staff issues no walks in a game.

>> The Razorbacks are 89-18 when issuing no walks under head coach Courtney Deifel (2016-present).

>> Arkansas has won 17 of its last 18 when issuing zero walks dating back to April 6, 2023.

>> In the past 20 years, Arkansas has had a pitcher throw 5+ innings in a single game without allowing a walk 26 times. When the feat is accomplished, Arkansas owns a record 20-6. Arkansas was 1-0 last year when accomplishing the feat courtesy of Robyn Herron's complete game against Tennessee in the SEC tournament.

10K WILL PLAY

>> Arkansas is 79-10 all-time when an individual pitcher records 10+ strikeouts in a single game.

>> Under Deifel (2016-present), Arkansas is 39-3 when an individual pitcher registers 10+ strikeouts in a game.

>> Robyn Herron leads all current Razorbacks with 11 games of 10+ strikeouts.

KEEP 'EM IN THE YARD

>> Arkansas has allowed no home runs in 322 games during the Courtney Deifel era (2016-present), which accounts for 59.9% of all games during Deifel's tenure. In the 322 games in which Arkansas has not allowed a home run they have posted a record of 255-66 (.794).

KEEPING IT CLEAN

>> Arkansas is 176-48 when not committing an error under Courtney Deifel and 385-184 when accomplishing the feat since 1998.

SUSTAINED SUCCESS

>> Arkansas is just one of four schools nationally to rank in the Top 40 in winning percentage in each of the past six seasons alongside Oklahoma, UCLA and Duke.

HAVING FUN WITH MULTIPLE HOME RUNS

>> Arkansas is 57-8 all-time when a Razorback player hits multiple home runs in a single game, including a 42-3 mark in the Courtney Deifel era.

>> The Razorbacks have won 33 of their last 34

games when having a player hit multiple home runs in a single game, dating back to Feb. 20, 2021, when Linnie Malkin started the streak by belting a solo home run and a two-run shot in a 6-4, 14-inning win at McNeese. Malkin's two-run homer in the top of the 14th ended up accounting for the winning runs in the victory.

>> Active Razorbacks on the 2026 roster have accounted for 11 multi-HR games during their careers.

Active Razorbacks With Multi-HR Games

| Player | Multi-HR Games |
|----------------|----------------|
| Dakota Kennedy | 5 |
| Kennedy Miller | 2 |
| Kailey Wyckoff | 2 |
| Karlie Davison | 1 |
| Tianna Bell | 1 |

>> Additionally, Arkansas is 155-25 under head coach Courtney Deifel when hitting 2+ home runs as a team in a game. Since 1998, the Hogs are 252-57 when hitting two or more round-trippers.

DAKOTA HAS ALL THE TOOLS

Arkansas bolstered its roster with the signing of two-time NFCA All-American LF Dakota Kennedy this past summer.

>> In a 21-3 win over Akron (Feb. 8), she had an impressive 3-4 performance that included a solo homer, a double, two RBI and three runs scored in a 21-3 win over Akron (Feb. 8). Kennedy collected an RBI twice in the second inning of the win.

>> Kennedy was a third-team NFCA All-American selection in both 2024 and 2025 at Arizona. During her three seasons as a Wildcat, she posted a .399 batting average with 180 hits, 26 doubles, six triples, 28 home runs, 94 RBI, 91 walks, and 302 total bases while scoring 147 runs and stealing 22 bases. The Sacramento, Calif., native registered a .505 on-base percentage, a .670 slugging percentage, and a 1.175 OPS. Defensively, Kennedy owns a career .996 fielding percentage with 248 putouts and eight assists in 257 chances. She is a three-time first-team all-conference and NFCA All-West Region selection and won the Rawlings Gold Glove Award in left field in 2024.

>> Kennedy started 44 of Arizona's 61 games in left field in 2025 while missing 17 games due to injury. She recorded career-highs in batting average (.444), on-base percentage (.539), slugging percentage (.689), and OPS (1.228) in 2025 while tallying 60 hits, 10 doubles, four triples, five home runs, 25 RBI, 28 walks, 48 runs scored and seven stolen bases. She posted 19 multi-hit games and five multi-RBI games, highlighted by a career-high six RBI during a 14-6 win over Western Michigan on Feb. 7. Kennedy also registered a 23-game reached-base streak from Feb. 6 to April 6.

>> Entering the 2026 season, Kennedy is just one of seven players nationally with a career batting average of .399+ and 400+ at-bats.

>> The Sacramento, Calif. native owns a .996 fielding percentage with 249 putouts, eight assists and just one error. She owns a 139-game errorless streak dating back to March 4, 2023, of her freshman year at Arizona.

>> During her collegiate career, Kennedy has reached base safely in 85.5% (136-159) of games played.

>> Academically, she is a two-time College Sports Communicators (CSC) Academic All-America selection and three-time Easton NFCA All-America

ALL-TIME RECORD BY DATE (2026)


| DATE | RECORD | WIN % |
|------|---------|-------|
| F6 | 4-1 | .800 |
| F7 | 7-8 | .466 |
| F8 | 19-3 | .863 |
| F9 | 13-3 | .813 |
| F13 | 9-10 | .473 |
| F14 | 7-6 | .538 |
| F15 | 8-9 | .471 |
| F20 | 17-11 | .577 |
| F21 | 19-6 | .750 |
| F22 | 13-3 | .764 |
| F26 | 14-3 | .823 |
| F27 | 12-6 | .667 |
| F28 | 13-8 | .619 |
| FEB | 282-150 | .653 |

| DATE | RECORD | WIN % |
|-------|---------|-------|
| M1 | 15-5 | .722 |
| M6 | 11-8 | .579 |
| M7 | 7-9 | .438 |
| M8 | 4-14 | .235 |
| M9 | 10-5 | .667 |
| M13 | 6-7 | .462 |
| M14 | 6-13 | .316 |
| M15 | 4-8 | .333 |
| M17 | 10-11 | .476 |
| M20 | 9-13 | .409 |
| M21 | 7-10 | .411 |
| M22 | 10-15 | .375 |
| M24 | 8-11 | .421 |
| M27 | 5-11 | .313 |
| M28 | 7-8 | .466 |
| M29 | 7-12 | .368 |
| MARCH | 276-303 | .477 |

| DATE | RECORD | WIN % |
|-------|-----------|-------|
| A3 | 8-7 | .533 |
| A4 | 8-5 | .615 |
| A5 | 4-14 | .222 |
| A10 | 11-5 | .688 |
| A11 | 9-4 | .692 |
| A12 | 9-5 | .692 |
| A17 | 4-9 | .307 |
| A18 | 12-8 | .600 |
| A19 | 13-9 | .590 |
| A24 | 10-9 | .528 |
| A25 | 6-7 | .417 |
| A26 | 9-10 | .474 |
| A30 | 4-3 | .571 |
| APRIL | 241-253-1 | .488 |

| DATE | RECORD | WIN % |
|------|--------|-------|
| M1 | 6-5 | .545 |
| M2 | 3-5 | .375 |
| MAY | 75-94 | .443 |

*- Months reflect entire record of month in program history not just dates in which games are scheduled this season.



Kailey Wyckoff (46), Cam Harrison (25), and Ashtyn Reichardt (5) all prepped at Katy High School in Katy Texas.

Scholar Athlete. She is majoring in Criminal Justice.

KATY CONNECTION

>> Kailey Wyckoff, Cam Harrison and Ashtyn Reichardt all prepped at Katy High School in Katy, Texas. Besides the Katy trio, Arkansas has only had three players on a roster from the same high school once in 2010 with Tori Mort, Brittany Robison and Jessica Robison, who all attended Owasso High School in Owasso, Okla.

EIGHT IS GREAT

>> Arkansas is 286-9 when scoring eight or more runs all-time, including a 160-1 mark during the Courtney Deifel era (2016-present).

>> The Razorbacks are on a 98-game winning streak when scoring 8+ runs. The last loss the Razorbacks had when accomplishing the feat was a 12-11 loss to Oklahoma State on Feb. 11, 2021, during the season opener at the Best on the Bay-ou Classic in Monroe, La.

MAKING THE MOST OF IT

>> Redshirt freshman Ashtyn Reichardt medically redshirted in the 2025 season due to tearing her ACL in the summer prior to her enrollment.

>> During a 21-3 win over Akron, Reichardt came off the bench and went 2-2 with a three-run HR and 4 RBI, recording both her first collegiate hit and homer in the process.

>> Reichardt still made her presence known on gamedays in 2025 as the Razorbacks' first base coach. She is believed to be the only player who regularly served as the first base coach in the country.

MCDOWELL WOWS

>> Sophomore infielder Ella McDowell made history in 2025 by becoming the first freshman in program history to earn NFCA All-America honors when she was selected as a Third-Team NFCA All-American at third base.

>> The Richmond, Texas product is hitting .400 with six hits, a double, a homer and three RBI while scoring six runs to go along with three walks this season.

>> McDowell homered in the season-opener win over Virginia with a two-run shot in the first inning, highlighting a 2-4 showing at the plate with two runs scored (Feb. 6)

>> McDowell batted .352 with 63 hits, 10 doubles, a triple, seven home runs, 54 RBI and 21 walks to go along with a .425 on-base percentage and a .961 OPS. She was among the Arkansas leaders in hits (2nd, 63), assists (2nd, 79) and home runs (T-3rd, 7). She registered 18 multi-hit games and 14 multi-RBI games while posting a 16-game reached base streak and a seven-game hitting streak during the season. Defensively, she started the season on a 29-game errorless streak and posted a .969 fielding percentage with 79 assists and 44 putouts in 127 chances. Her .352 batting average and .425 on-base percentage were the third-highest by a freshman in program history (min. 100 AB).

>>The Richmond, Texas, product batted .366 with 30 hits, three doubles, a triple and three homers while driving in 25 runs and walking eight times in SEC play. She posted a .537 slugging percentage and a .435 on-base percentage in 24 games of action. Defensively at the hot corner, she recorded a .964 fielding percentage with 25 put-

outs and 28 assists in SEC action.

>> McDowell was named D1 Softball National Player of the Week and SEC Freshman of the Week after batting .706 during the week with 12 hits, three doubles, a home run, eight RBI and four runs scored in addition to a walk. She posted a .722 on-base percentage and 1.059 on-base percentage while registering multiple hits in all four of the Razorbacks' games to increase her hitting streak to six games while improving her batting average by 56 percentage points. During the second game at No. 2 Florida, McDowell went 4-5 with four RBI, three of which came on a three-run homer in the top of the third inning. Her four hits were a single-game career high and marked the first four-hit game by a Razorback this season, while her four RBI tied a single-game career high.

>> She hit a game-winning solo HR in a 2-1 series-finale win over Kentucky (March 30) to earn SEC Freshman of the Week honors.

>> In a season-opening 3-1 win at Texas State, McDowell led Arkansas at the plate by going 2-3 with a solo home run in the sixth inning (Feb. 6, 2025). She became the first Razorback freshman to homer on opening day since Rylin Hedgecock accomplished the feat on Feb. 7, 2020, during a 10-0 win over UTEP in Las Cruces, New Mexico.

COACH OF COACHES

>> Arkansas head coach Courtney Deifel has tutored 16 coaches or players who have gone on to become head coaches or earned positions at the collegiate level, which is the second-most nationally, trailing only Patty Gasso of Oklahoma, according to D1 Softball.

>> Deifel served as a graduate assistant under Gasso from 2008-09 at Oklahoma.

| Name | Role Under Deifel | Current Position |
|-------------------------|---------------------|----------------------------|
| Jordan Clark | Volunteer Assistant | (HC) Florida Atlantic |
| Parker Staggs | Graduate Assistant | (Asst.) Arkansas |
| Boo De Oliveira | Assistant Coach | (Asst.) Notre Dame |
| Annie Smith | Player at Arkansas | (Asst.) Minnesota |
| Sydney Benz | Player at Maryland | (Asst.) Dartmouth |
| Mandy Gardner-Colgate | Graduate Assistant | (HC) Miami of Ohio |
| Elaine Hefflin | Player/Assistant | (Asst.) Illinois State |
| Shelby Hiers | Player/Assistant | (Asst.) Missouri State |
| Shana Easley | Volunteer Assistant | (Asst.) Colorado State |
| Danielle Gibson-Whorton | Player/Assistant | (Asst) Cal |
| Matt Meuchel | Assistant Coach | (Asst) Arkansas |
| DJ Gasso | Assistant Coach | (Asst) Arkansas |
| Mariah Lopez | Graduate Assistant | (Asst.) Oklahoma Christian |
| Taylor McQuillin | Graduate Assistant | (Asst) Southern Utah |
| Chenise Delce | Player at Arkansas | (Asst.) MACU |
| Skylynnne Ellazar | Player at Maryland | (HC) Menlo College |

RAES IS OFF AND RUNNING

>> Arkansas center fielder Reagan Johnson's 10 career multi-steal games are the second most among all Arkansas players in a career since 2001.

| Player | Multi-SB Games | Career |
|-----------------|----------------|------------|
| Rachel Lemaster | 11 | 2004-2007 |
| Reagan Johnson | 10 | 2023-Pres. |
| KB Sides | 7 | 2022 |

>> Arkansas center fielder Reagan Johnson's 20 stolen bases in 2025 were the second most since 2001 through the first 56 games of a season.

| Player | SB | Season | Final SB |
|------------------|----|--------|----------|
| KB Sides | 26 | 2022 | 28 |
| Reagan Johnson | 20 | 2025 | 20 |
| Jessica Bachkora | 16 | 2009 | 18 |

RIJO, ROJO, CALIENTE

>> After missing most of the 2024 season due to injury shortstop Atalyia Rijo had an impressive comeback campaign in 2025, culminating in NFCA All-Central Region Second Team honors.

>> During a 21-3 win over Akron, Rijo had a 2-2 showing at the plate which featured a solo home run and three RBI (Feb. 8).

>> Rijo led Arkansas with three hits, including a double and an RBI in a 9-1 win over Akron (Feb. 6)

>> Rijo batted .318 with 50 hits, 10 doubles, three triples, six home runs and 38 RBI with 28 runs scored and 13 walks while posting a .522 slugging percentage and a .389 on-base percentage to go along with 13 multi-hit games and eight multi-RBI games in 2025.

>> She set the Arkansas program record for hits in an NCAA Tournament game with four in a 6-5 win over Oklahoma State (May 18).

>> Rijo tied her own record a day later with another 4-4 performance in Sunday's 12-0 Regional Final win with four singles, an RBI and two runs scored. She became the first player in program history to register consecutive four hit games.

>> She batted .900 (9-10) with a solo HR, three RBI and a walk during the Hogs' regional last weekend.

>> Her Father Fernando Rijo, signed with the LA Dodgers in 1995 at the age of 15 and pitched 11 seasons in professional baseball, making it as high as AAA. Her cousin is 1990 World Series MVP Jose Rijo. Her mother Audrey, was a three-sport athlete who played D1 softball at Albany and UNC-Wilmington.

>> This past November, Rijo played for the Dominican Republic National Team in the XX Juegos Bolivarianos Ayacucho - Lima 2025, where she batted .368 with seven hits, four home runs, nine RBI and 19 total bases while posting a 1.435 OPS while starting all seven games played.

PLENTY OF ARMS IN THE BARN

>> Arkansas returns 99.7 percent of its innings pitched from last season, including all 44 wins, nine saves and 346 strikeouts.

>> The lone inning pitched not returning belonged to current student assistant Courtney Day, who threw a scoreless frame with one strikeout during a 13-2 run-rule victory over Missouri State on March 2.

>> It is the most innings pitched returning since the 2021 season, when all three pitchers from the COVID-19 shortened 2020 season returned.

>> Excluding COVID-19 impacted seasons, Arkansas returns its most innings pitched since 2008, when the Hogs returned all four pitchers that combined for 417.1 innings pitched in 2007.

>> In addition to five pitchers returning, Arkansas also welcomes a pair of right-handed newcomers in Lillie-Faye McWhorter and Saylor Timmerman in 2026.

40 FOR ARKANSAS

>> Arkansas registered its seventh 40-win season in program history in 2025 with a 44-14 record. Five of the Hogs' 40-win seasons have come under the direction of Courtney Deifel.

>> Deifel has posted 40-win seasons in 2025, 2023, 2022, 2021 and 2018. The only two 40+ win seasons before Deifel was in 1999 and 2000 under Carrie Dever Boaz when Arkansas went 46-29 and 44-31, respectively.

>> Deifel has posted 40-win seasons in 2025,

2023, 2022, 2021 and 2018. The only two 40+ win seasons before Deifel were in 1999 and 200 under Carie Dever-Boaz, when Arkansas went 46-29 and 44-31, respectively.

TAKING DOWN THE TOP 10

>> Arkansas won a program-record five series last season against Top 10 opponents with series wins over No. 7 Tennessee, No. 2 Florida, No. 10 South Carolina, No. 1/2 Texas A&M and No. 10 LSU. The Razorbacks' five Top 10 series victories were the most nationally.

THE NO-NO TRIO

>> Arkansas had a program record three different pitchers toss no-hitters last season, all of which return in 2026.

| Pitcher | Opponent | Inn. | Date |
|----------------|--------------|------|---------|
| Robyn Herron | ULM | 5 | 2/16/25 |
| Reis Beuerlein | Colorado St. | 5 | 4/18/25 |
| Payton Burnham | Saint Louis | 5 | 5/16/25 |

>> Arkansas joined Tennessee and UCLA as the only schools to have three different pitchers throw a no-hitter in 2025 and was one of seven schools nationally with no-hitters thrown by multiple pitchers. Of the three schools with three pitchers to throw no-hitters, Arkansas is the only school to return all three pitchers in 2026.

DAYTIME DOMINANCE

>> Arkansas has posted a record of 261-124 in day games (Prior to 5 p.m.) under head coach Courtney Deifel (2016-present)

>> Since 2021, the Razorbacks are 146-51 in daytime contests.

KEEP THE LINE MOVING

>> Arkansas has advanced runners in 56.0% (614-1,097) of its at-bats last season.

>> Under Deifel (Since 2016), Arkansas has advanced runners in 50.23% (4,231-8,423) of opportunities.

STACKED SLATE

>> Arkansas is scheduled to face 13 teams that advanced to the 2025 NCAA Tournament this season, including six super regional participants, three College World Series participants and four-time defending national champion Texas. The 24 opponents on the Razorbacks' schedule combined to go 849-504-2 (.627) in 2025.

>> Arkansas' 13 NCAA Tournament teams on the 2026 slate are the most entering a season since 2023, when the Hogs faced 16 teams that made the tournament in the previous year.

OH THE PLACES WE'LL GO

>> To follow the Razorbacks from Fayetteville to every game/series this season, you would travel approximately 7,460 miles round trip.

>> It is the shortest total distance Arkansas will travel in program history. The previous shortest distance traveled throughout the regular season in program history was in 2001 when Arkansas traveled a round-trip total of 7,836 miles.

>> Arkansas will also play a game in a multiple cities with the same names that are located in different states with trips to Conway, S.C. and Conway, Ark. The last time Arkansas accomplished the feat was 2018 when they visited Columbia, S.C. and Columbia, Mo.

ALL-AMERICANS PLAY AT ARKANSAS

Arkansas players have been no strangers to NFCA All-American honors in recent years.

>> Since 2021 Arkansas has accumulated 14 NFCA All-America selections which ranks third nationally and second in the SEC.

NFCA All-Americans Since 2021

| Rank | Program | Conference | Total |
|------|----------------|---------------|-------|
| 1. | Oklahoma | Big XII/SEC | 24 |
| 2. | UCLA | PAC-12/Big 10 | 20 |
| 3. | Arkansas | SEC | 14 |
| 4. | Florida | SEC | 13 |
| 5. | Oklahoma State | Big XII | 12 |

>> Arkansas also is tied for the most NFCA All-America pitchers nationally since 2019 (P/UT not included).

NFCA All-America Pitchers Since 2019

| Rank | Program | Conference | Total |
|------|----------------|---------------|-------|
| 1. | Arkansas | SEC | 4 |
| | Oklahoma State | Big XII | 4 |
| 2. | Oklahoma | Big XII/SEC | 3 |
| | Florida | SEC | 3 |
| | Washington | PAC-12/Big 10 | 3 |
| | Tennessee | SEC | 3 |

JOHNNY IN THE SPOT

>> Reagan Johnson has started 176/177 games of her collegiate career batting in the leadoff spot. Her 176 consecutive games batting leadoff was a program record before ending on Feb. 8, 2026 when she was shifted to the No. 2 spot before a 21-3 win over Akron.

| Player | Leadoff Starts | Career |
|------------------|----------------|------------|
| Devon Wallace | 205 | 2012-2015 |
| Jessica Bachkora | 194 | 2007-2010 |
| Reagan Johnson | 176 | 2023-Pres. |

WE GOT GLOVES

Arkansas led the nation defensively in 2025, and the 2026 roster returns some strong defensive numbers on paper.

>> Enter the 2026 season, the Arkansas roster held a combined career fielding percentage of .979 entering the 2026 season with 2,456 putouts and 676 assists in 3,199 total chances.

SAYLOR HEADS SOUTH

>> Freshman Saylor Timmerman joins the Razorbacks after an outstanding prep career playing at Lakeland Union High School in Minocqua, Wis.

>> She picked up her first career win in a 9-1 victory over Akron (Feb. 6) after allowing one unearned run on one hit and two walks while registering two strikeouts in four innings pitched. Timmerman retired her last nine batters faced in the game.

>> Timmerman was rated as a five-star prospect while being ranked as the No. 8 overall player and No. 3 pitcher in country for the class of 2025 by Softball America. She was also a member of the U-18 USA Women's Junior National Team alongside current teammates Ella McDowell and Cam Harrison.

>> She prepped at Lakeland Union High School, where she became just the fifth player in Wisconsin High School history to register 1,000+ strikeouts during her prep career. Timmerman was the Great Northern Conference Player of the Year in 2024 and 2025, in addition to being named Wisconsin DII Player of the Year twice.

>> Timmerman led the Thunderbirds to a 21-9 mark as a senior in 2025. As a senior, she posted a 0.737 ERA, .614 WHIP and 386 strikeouts. Timmerman set a Wisconsin high school record with 29 strikeouts in a 1-0 13-inning win on May 29, 2025, against Shawano. She threw a perfect game, striking out all 15 of her batters faced in while also homering in a 16-0 non-conference win over Crandon in May of 2024.

>> In addition to excelling on the diamond, she also participated in basketball and swimming, where she was a three-time all-conference selection in swimming and a four-time all-conference selection in basketball.

>> Timmerman is the second player in program history from Wisconsin, joining Brett Erickson, who hailed from Appleton, Wis. and played at Arkansas from 1997-2000.

CALLING ON CAM

>> Cam Harrison went 4-2 with three saves as a freshman in 2025. Her three saves were tied for the most in program history for a freshman with Jenna Bloom (2020) and Hope McLemore (2010).

>> Harrison pitched two scoreless frames in relief during a 9-1 win over Akron that featured three strikeouts and one hit allowed to earn her first save of the season (Feb. 6). A day later she followed it up with six innings of one-run ball that featured 5 strikeouts and just three hits allowed Virginia (Feb. 7).

>> In a series finale win over No. 2 Florida in 2025, Harrison was magnificent in relief after inheriting a tough situation with no outs and the bases loaded in the bottom of the first inning. Following a grand slam from Florida's Reagan Walsh, Harrison buckled down and allowed just one run on five hits and four walks while striking out five in 6.1 innings to record her fourth win of the season to improve to 4-1. Payton Burnham also earned a save after entering the game with two on and two outs in the bottom of the seventh and issuing a lineout for the game's final out.

>> The Brookshire, Texas, product became the 12th Arkansas freshman in the last 20 years to strike out eight or more batters in a game during her first collegiate start. She fanned eight while allowing just one run on two hits and a walk in five innings of work against San Diego (Feb. 8).

>> A day after her first save, Harrison inherited a bases-loaded situation with only one out and the potential winning run at the plate and collected a save in a 3-1 victory over Bradley (Feb. 7).

>> Harrison picked up her first career save in her Razorback debut in the season opener at Texas State (Feb. 6).

BRINGING BAIN

>> Freshman Brinli Bain arrives in Fayetteville as the No. 9 Prospect in the 2025 class nationally, according to Perfect Game.

>> This season, she is batting .600 with six hits, two doubles, four walks, three runs scored and a team-leading 7 RBI while reaching base safely in all five games.

>> Bain drove in six runs during day one of the Kickin' Chicken Classic on Feb. 6. She had a pinch-hit two-RBI single in a win over Virginia before going 2-4 with 4 RBI and a double in a win over Akron. She became the first Arkansas freshman to have 4+ RBI in her first collegiate start since Sierra Bronkey drove in 4 during a 16-3 (5 inn.) win over Belmont on Feb. 10, 2012.

>> Bain prepped at Eagleville High School in Eagleville, Tenn., where she earned district MVP

honors in addition to earning all-region, all-mid-state, and all-state recognition while leading Eagleville to two state championships.

>> During her high school career she posted a .512 batting average with 246 hits, 39 home runs, 209 RBI and 112 walks while being named Miss Tennessee Softball and Middle Tennessee Female Athlete of the Year in 2025.

MATT GOES BACK

>> For just the second time in Courtney Deifel's tenure, she will not serve as the third base coach this season.

>> Associate Head Coach Matt Meuchel will take the reins at third base. Meuchel is no stranger to coaching third, having done so during his stint as a head coach at Nevada from 2009-2016. Meuchel also coached third during the 2017 season at Arkansas.

>> Assistant Coach Parker Staggs will take over the first base coaching duties in 2026. Redshirt Freshman Ashtyn Reichardt served as the first base coach for Arkansas last season.

FOR WHOM THE BELL TOLLS

Arkansas bolstered its roster with the addition of senior 1B Tianna Bell, who transferred to Arkansas for her senior season after beginning her collegiate career at Cal.

>> She has made an immediate impact during her short time as a Hog. The Cal transfer is batting .692 with 11 hits in 18 at-bats, while registering four RBI, two doubles and eight runs scored. She currently owns an seven-game hitting streak dating back to the 2025 season.

>> Bell started all 58 games for Cal at first base in 2025 while earning Third-Team NFCA All-Region honors in addition to being a Second-Team All-ACC selection. The Antioch, Calif., native batted .347 with 61 hits, 15 home runs, 10 doubles, 35 runs scored, 116 total bases, 12 walks and four stolen bases while posting a .659 slugging percentage and a .401 on-base percentage. She posted 14 multi-hit games and 14 multi-RBI games while leading the team in slugging percentage (.659), RBIs (54), home runs (15) and total bases (116).

HOGS THAT HOMER

>> Entering 2026, Arkansas is one of 11 programs that have ranked in the top 40 nationally in home runs per game each season since 2020.

| School | Conf. | HR | G | HR/G |
|------------------|------------|------------|------------|-------------|
| Oklahoma | SEC | 710 | 335 | 2.12 |
| Virginia Tech | ACC | 485 | 302 | 1.61 |
| Wichita St. | America | 471 | 295 | 1.60 |
| UNCG | SoCon | 449 | 305 | 1.47 |
| Arizona | Big 12 | 443 | 312 | 1.42 |
| Arkansas | SEC | 429 | 310 | 1.38 |
| Washington | Big Ten | 392 | 299 | 1.31 |
| NC State | ACC | 388 | 292 | 1.33 |
| Clemson | ACC | 385 | 315 | 1.22 |
| New Mexico St. | CUSA | 380 | 281 | 1.35 |
| Coastal Carolina | Sun Belt | 352 | 292 | 1.21 |

CRUSHED IT IN THE CAROUSEL

Former Arkansas Vice Chancellor and Director of Athletics Jeff Long hired Courtney Deifel as the Razorbacks' fourth head softball coach in program history on June 11, 2015, and Razorback Softball has been transformed since then.

>> Of the 29 coaches hired during the 2015-16 coaching carousel with 10+ seasons under their belts, Deifel is just one of five who are currently at the same school and one of 10 still serving as

a full-time head coach. Of the five coaches still at the same school, she ranks third in wins and has the second-most NCAA Tournament appearances on the list.

| Coach | School | Record | NCAAT |
|------------------------|------------------|----------------|----------|
| Kenny Gajewski | Oklahoma St. | 403-171 | 9 |
| Ashley Waters | Boston | 366-157-1 | 7 |
| Courtney Deifel | Arkansas | 363-180 | 8 |
| Rick Fremin | Southeastern La. | 351-199 | 2 |
| Tyra Perry | Illinois | 286-230 | 4 |

SUCCESSFUL PLAYING > SUCCESSFUL COACHING

>> Arkansas Head Coach Courtney Deifel is one of just 10 active DI head coaches to win a national championship as a player.

| Coach | School | Played at | Year Won |
|------------------------|-----------------|-------------|--------------|
| Courtney Deifel | Arkansas | Cal | 2002 |
| Laura Berg | Oregon St. | Fresno St. | 1998 |
| Kelly Inouye-Perez | UCLA | UCLA | 1989, 90, 92 |
| Bailey Wigness | Gardner Webb | Arizona St. | 2011 |
| Caitlin Lowe | Arizona | Arizona | 2006, 07 |
| Dot Richardson | Liberty | UCLA | 1982 |
| Kristie Fox | UNLV | Arizona | 2006, 07 |
| Tairia Flowers | LMU | UCLA | 2003 |
| Brittney Matta | UC Riverside | Arizona St. | 2008 |
| Stacey Nuverman-Deniz | San Diego St. | UCLA | 1999 |

COACH COURTNEY... COURTNEY DAY

>> Courtney Deifel is not the only Courtney with head-coaching experience on the 2026 Razorbacks' coaching/support staff. Prior to her final year of college softball, Courtney Day spent the 2024 softball season as the head softball coach at Tarkington High School in Cleveland, Texas, where she also taught math during her break away from college softball.

#PROHOGS

>> Bri Ellis was selected as the No. 2 Overall pick in the 2025 AUSL draft by the Talons, becoming just the third Razorback to be drafted by Athletes Unlimited, joining Danielle Gibson (2022) and Chenise Delce (2023).

>> Ellis is currently the Hogs' one representative in the AUSL and prepares for her second season playing for the Talons in the summer of 2026.

UTES TO HOGS

>> Arkansas assistant DJ Gasso, and second baseman Karlie Davison helped lead Utah to a College World Series appearance in 2022 while at Utah.

>> Gasso was Davison's lead recruiter out of high school while he was an assistant at Utah.

COMING HOME TO THE ALMA MATER

Arkansas alumnus and former Razorback Softball GA and student manager Parker Staggs returns to The Hill following the departure of Danielle Gibson Whorton to Cal.

>> Staggs was hired to the staff on Aug. 15, 2025 and primarily serves as a pitching coach. Staggs returns to Fayetteville, where he spent the 2019-22 seasons as a team manager before serving the 2023-24 seasons as a graduate student manager for the Razorbacks.

>> A native of Jefferson City, Mo., Staggs spent the 2025 season as an assistant coach at Duke, where he assisted with the Blue Devils' pitching. In 2025, under Staggs' guidance, Duke finished the season ranked 20th nationally with 14 shut-outs and 25th nationally in strikeout-to-walk ratio at 2.53. Individually, Blue Devils pitcher Dani Drogemuller garnered Second-Team All-ACC honors after registering a team-best 3.13 ERA and

18-9 record in 174.1 innings of work.

HOUSTON HOGS

>> Arkansas has five players on its roster from the Houston metropolitan area.

| Player | Hometown |
|------------------|--------------------|
| Khamari Hall | League City, Texas |
| Cam Harrison | Katy, Texas |
| Ella McDowell | Richmond, Texas |
| Ashtyn Reichardt | Brookshire, Texas |
| Kailey Wyckoff | Katy, Texas |



30 SEASONS OF RAZORBACK SOFTBALL

2026 marks the 30th season of Arkansas Softball. The Razorbacks hold an all-time program record of 884-813-1 (.521) with four head coaches.

>> Arkansas played its first official game in program history on Feb. 20, 1997, which was a 4-3 loss to Cal State Northridge during the San Diego State Classic. The Razorbacks rebounded later that same day with a 5-4 triumph over Hawaii to earn the first win in program history. Designated Player Lisa Flores provided the winning runs in the victory with a solo home run in the bottom of the sixth inning.

FAMILIAR WITH THE FOES

Arkansas has some history and familiarity with some of the programs at the States Up! Invitational this weekend.

>> Arkansas softball trainer Andrew Kreis is a 2014 graduate of Texas State.

>> Arkansas head softball coach Courtney Deifel played against current Clemson and former Stanford Head Coach John Rittman's Stanford teams while she played at Cal from 2000-2003, helping Cal post a 7-6 record against Rittman's Cardinal teams. During Cal's 2002 national title run, Deifel went 1-2 with an RBI in a 1-0 win over Stanford on May 17, 2002 during NCAA Regional play in Fresno, Calif. Deifel lifted Cal to the win with a two-out RBI double in the bottom of the sixth inning.

RUN IT BACK

This weekend, Arkansas returns to San Marcos after opening the 2025 Season at Texas State just over a year ago.

>> It marks the first time Arkansas is returning to the same location for a non-conference tournament in consecutive years since 2016-2018 when the Hogs appeared in the Mary Nutter Collegiate Classic for three consecutive seasons.

>> Arkansas also played in the SWT/CenturyTel Classic on the campus of Texas State in 2003.

REUNITED FOR ONE LAST RIDE

>> 1B Tianna Bell and LF Dakota Kennedy were travel ball teammates together in eighth grade and have now reunited for their final collegiate season at Arkansas. Both entered the portal following the 2025 season. Bell transferred from Cal and was the first to sign with Arkansas while Kennedy followed from Arizona.

DÉJÀ VU FROM DAKOTA

>> LF Dakota Kennedy drove in a run in both of her at-bats during the second inning of a 21-3 win over Akron courtesy of a homer and a fielder's choice.

RAMBO RAKES

>> Sophomore outfielder Ramsey Walker is batting an incredible, .833 this season while posting a 2.333 OPS with five hits in six at-bats including a home run and a double to go along with five RBI and six runs scored.

>> Walker blasted her first career homer with a pinch-hit three-run shot during the fifth inning of an 11-1 win over Coastal Carolina on Feb. 7. It marked the first pinch-hit HR for an Arkansas player, since Jayden Ramos' three-run blast in a 10-1 win over Illinois on March 1, 2025.

>> Walker hit 23 home runs as a senior at Calvary Baptist Academy in Shreveport, La., in 2024, which were the most in the state and the fifth-most nationally.

>> Her father Clint Walker, played baseball at Arkansas from 1994-1996.

CAREER RECORDS WATCH

| Hits | | | |
|------|-----|------------------|------------|
| 1. | 261 | Hannah McEwen | 2018-22 |
| 2. | 228 | Reagan Johnson | 2023-Pres. |
| 3. | 227 | Jessica Bachkora | 2007-10 |
| 4. | 225 | Danielle Gibson | 2019-22 |
| 5. | 224 | Danica White | 1999-02 |

| Stolen Bases | | | |
|--------------|----|-------------------------|------------|
| 1. | 75 | Rachel LeMaster | 2004-07 |
| 2. | 73 | Dana Gulick | 1997-00 |
| 3. | 57 | Jessica Bachkora | 2007-10 |
| 4. | 56 | Blaire Perry | 2002-06 |
| 5. | 53 | Reagan Johnson | 2023-Pres. |
| 6. | 38 | Mindy O'Malley | 2003-06 |
| | 38 | Andy Wharton | 1999-02 |
| 8. | 34 | Autumn (Russell) Buczek | 2015-18 |
| | 34 | Stephanie Canfield | 2013-17 |
| 10. | 33 | Ashley Martindale | 2011-14 |

ARKANSAS NCAA ACTIVE CAREER LEADERS

| At-Bats | | |
|---------|----------------|-------|
| Rank | Player | Value |
| 2. | Reagan Johnson | 177 |

| Hits | | |
|------|----------------|-------|
| Rank | Player | Value |
| 3. | Reagan Johnson | 228 |
| 21. | Kailey Wyckoff | 184 |
| 21. | Dakota Kennedy | 184 |

| Runs Scored | | |
|-------------|----------------|-------|
| Rank | Player | Value |
| 5. | Dakota Kennedy | 153 |
| 7. | Reagan Johnson | 139 |
| 21. | Kailey Wyckoff | 132 |

| Doubles | | |
|---------|----------------|-------|
| Rank | Player | Value |
| 7. | Kailey Wyckoff | 43 |

| Stolen Bases | | |
|--------------|----------------|-------|
| Rank | Player | Value |
| 24. | Reagan Johnson | 53 |

| RBI | | |
|------|----------------|-------|
| Rank | Player | Value |
| 20. | Kailey Wyckoff | 126 |

| Base On Balls | | |
|---------------|----------------|-------|
| Rank | Player | Value |
| 13. | Dakota Kennedy | 92 |

| Earned Run Average | | |
|--------------------|--------------|-------|
| Rank | Player | Value |
| 23. | Robyn Herron | 2.22 |

| Strikeouts | | |
|------------|--------------|-------|
| Rank | Player | Value |
| 20. | Robyn Herron | 425 |

| Runs Scored | | |
|-------------|----------------|-------|
| Rank | Player | Value |
| 19. | Dakota Kennedy | 310 |
| 19. | Kailey Wyckoff | 310 |

NFCA/GoRout TOP 25

| # | Team | Record | Previous |
|----|-------------------|------------|----------|
| 1 | Texas Tech (25) | 6-0 | 2 |
| 2 | Texas (5) | 4-1 | 1 |
| 3 | Tennessee (1) | 5-0 | 4 |
| t4 | Florida | 5-0 | 6 |
| t4 | Oklahoma | 3-1 | 3 |
| 6 | UCLA | 5-0 | 7 |
| 7 | Florida State | 5-0 | 8 |
| 8 | Texas A&M | 4-1 | 11 |
| 9 | Arkansas | 4-1 | 9 |
| 10 | Alabama | 5-0 | 15 |
| 11 | Nebraska | 3-2 | 10 |
| 12 | LSU | 6-0 | 16 |
| 13 | Stanford | 5-0 | 18 |
| 14 | Virginia Tech | 5-0 | 19 |
| 15 | Oregon | 2-3 | 5 |
| 16 | South Carolina | 3-2 | 12 |
| 17 | Arizona | 3-2 | 17 |
| 18 | Clemson | 3-2 | 13 |
| 19 | Mississippi State | 4-0 | 22 |
| 20 | Georgia | 4-1 | 20 |
| 21 | Ole Miss | 3-2 | 14 |
| 22 | Duke | 4-1 | 23 |
| 23 | Florida Atlantic | 5-0 | RV |
| 24 | Virginia | 4-1 | RV |
| 25 | SE Louisiana | 4-2 | RV |

Others receiving votes: Oklahoma State (63), Grand Canyon (57), Arizona State (47), Michigan (36), Ohio State (20), Auburn (15), Michigan State (10), North Florida (6), Liberty (5), Nevada (4), Belmont (3).

LAST RELEASED: Feb. 10, 2026

ESPN.COM/USA SOFTBALL TOP 25

| # | Team | Record | Previous |
|----|-------------------|------------|----------|
| 1 | Texas Tech (18) | 6-0 | T1 |
| 2 | Texas (6) | 4-1 | T1 |
| 3 | Tennessee (1) | 5-0 | 4 |
| 4 | Oklahoma | 3-1 | 3 |
| 5 | Florida | 5-0 | 6 |
| 6 | Florida State | 5-0 | 7 |
| 7 | UCLA | 5-0 | 10 |
| T8 | Nebraska | 3-2 | 9 |
| T8 | Texas A&M | 4-1 | 11 |
| 10 | LSU | 6-0 | 13 |
| 11 | Arkansas | 4-1 | 8 |
| 12 | Stanford | 5-0 | 17 |
| 13 | Alabama | 5-0 | 16 |
| 14 | Oregon | 2-3 | 5 |
| 15 | Arizona | 3-2 | 18 |
| 16 | Virginia Tech | 5-0 | 21 |
| 17 | Georgia | 4-1 | 15 |
| 18 | Clemson | 3-2 | 12 |
| 19 | Duke | 4-1 | 19 |
| 20 | South Carolina | 3-2 | 14 |
| 21 | Mississippi State | 4-0 | 24 |
| 22 | Arizona State | 4-1 | RV |
| 23 | Oklahoma State | 3-2 | 20 |
| 24 | Washington | 2-3 | 25 |
| 25 | Virginia | 4-1 | RV |

Others receiving votes: Florida Atlantic (52), Grand Canyon (14), Ole Miss (13), SE Louisiana (8), UCF (8), Auburn (6), Belmont (4), Michigan State (4), Liberty (3), Missouri (2), Indiana (1), Penn State (1), San Diego State (1), South Alabama (1)

LAST RELEASED: Feb. 10, 2026

D1 SOFTBALL TOP 25

| # | Team | Record | Weekly Record |
|----|-------------------|------------|---------------|
| 1 | Texas Tech | 6-0 | 6-0 |
| 2 | Texas | 4-1 | 4-1 |
| 3 | Tennessee | 5-0 | 5-0 |
| 4 | Oklahoma | 3-1 | 3-1 |
| 5 | Florida | 5-0 | 5-0 |
| 6 | Florida State | 5-0 | 5-0 |
| 7 | UCLA | 5-0 | 5-0 |
| 8 | Nebraska | 3-2 | 3-2 |
| 9 | Arkansas | 4-1 | 4-1 |
| 10 | Alabama | 5-0 | 5-0 |
| 11 | Stanford | 5-0 | 5-0 |
| 12 | LSU | 6-0 | 6-0 |
| 13 | Texas A&M | 4-1 | 4-1 |
| 14 | Virginia Tech | 5-0 | 5-0 |
| 15 | Arizona | 3-2 | 3-2 |
| 16 | Oregon | 2-3 | 2-3 |
| 17 | Mississippi State | 4-0 | 4-0 |
| 18 | Duke | 4-1 | 4-1 |
| 19 | Georgia | 4-1 | 4-1 |
| 20 | South Carolina | 3-2 | 3-2 |
| 21 | Washington | 2-3 | 2-3 |
| 22 | Clemson | 3-2 | 3-2 |
| 23 | Virginia | 4-1 | 4-1 |
| 24 | Oklahoma State | 3-2 | 3-2 |
| 25 | Florida Atlantic | 5-0 | 5-0 |

Also receiving votes: Arizona State, Grand Canyon, Belmont, Michigan, UCF, San Diego State, Michigan State, North Florida

LAST RELEASED: Feb. 10, 2026

SOFTBALL AMERICA TOP 25

| # | Team | Record | Previous |
|----|-------------------|------------|----------|
| 1 | Texas Tech | 6-0 | 1 |
| 2 | Tennessee | 5-0 | 4 |
| 3 | Texas | 4-1 | 2 |
| 4 | Oklahoma | 3-1 | 3 |
| 5 | Florida State | 5-0 | 6 |
| 6 | UCLA | 5-0 | 8 |
| 7 | Florida | 5-0 | 10 |
| 8 | Alabama | 5-0 | 13 |
| 9 | Arkansas | 4-1 | 7 |
| 10 | LSU | 6-0 | 12 |
| 11 | Texas A&M | 4-1 | 14 |
| 12 | Stanford | 5-0 | 18 |
| 13 | Nebraska | 3-2 | 11 |
| 14 | Oregon | 2-3 | 5 |
| 15 | Arizona | 3-2 | 17 |
| 16 | Virginia Tech | 5-0 | 24 |
| 17 | Clemson | 3-2 | 9 |
| 18 | Mississippi State | 4-0 | 20 |
| 19 | Georgia | 4-1 | 15 |
| 20 | South Carolina | 3-2 | 16 |
| 21 | Virginia | 4-1 | 23 |
| 22 | Duke | 4-1 | 20 |
| 23 | FAU | 5-0 | NR |
| 24 | Washington | 2-3 | 22 |
| 25 | Oklahoma State | 3-2 | 18 |

Others receiving votes: Michigan State

LAST RELEASED: Feb. 9, 2026

ARKANSAS IN THE POLLS WEEK-BY-WEEK

| Week | NFCA | ESPN | D1 | SA |
|-----------|------|------|----|----|
| Preseason | 9 | 8 | 8 | 7 |
| Week 1 | 9 | 11 | 9 | 9 |
| Week 2 | - | - | - | - |
| Week 3 | - | - | - | - |
| Week 4 | - | - | - | - |
| Week 5 | - | - | - | - |
| Week 6 | - | - | - | - |
| Week 7 | - | - | - | - |
| Week 8 | - | - | - | - |
| Week 9 | - | - | - | - |
| Week 10 | - | - | - | - |
| Week 11 | - | - | - | - |
| Week 12 | - | - | - | - |
| Week 13 | - | - | - | - |
| Week 14 | - | - | - | - |
| Week 15 | - | - | - | - |
| Week 16 | - | - | - | - |
| Final | - | - | - | - |

ARKANSAS POLL FACTS

>> Under head coach Courtney Deifel the Hogs have been ranked 126 times in the NFCA Poll. Prior to her tenure, Arkansas was ranked just one time in program history (2013).

>> The Hogs have been ranked in the NFCA Poll in 109 of its last 110 releases, dating back to week seven of the 2018 campaign.

>> Arkansas has received a vote in the last 146 releases of the NFCA Poll, the longest streak in program history.

Razorbacks in the NFCA Poll

| Poll Appearances 125 | | | Highest Ranking No. 4 (Week 14, 2025) | | | | | First Ranking NO. 24 (May 8, 2012) | | | Longest Ranked Streak 86 Weeks (2020-Present) | | | | Receiving Votes 36 Weeks | | |
|-------------------------|-----------|----|--|----|----|----|----|---------------------------------------|----|----|--|----|----|----|-----------------------------|----|-------|
| YEAR | PRESEASON | 1 | 2 | 3 | 4 | 5 | 6 | 7 | 8 | 9 | 10 | 11 | 12 | 13 | 14 | 15 | FINAL |
| 1997 | RV | - | - | - | - | - | - | - | - | - | - | - | - | - | - | - | - |
| 1998 | - | - | - | - | - | - | - | - | - | - | - | - | - | - | - | - | - |
| 1999 | - | RV | - | - | - | - | - | - | RV | - | - | - | - | - | - | - | - |
| 2000 | RV | - | - | RV | - | - | - | - | - | RV | - | - | - | - | - | - | - |
| 2001 | - | - | - | - | - | - | - | - | - | - | - | - | - | - | - | - | - |
| 2002 | - | - | - | - | - | - | - | - | - | - | - | - | - | - | - | - | - |
| 2003 | - | - | - | - | - | - | - | - | - | - | - | - | - | - | - | - | - |
| 2004 | - | - | - | - | - | - | - | - | - | - | - | - | - | - | - | - | - |
| 2005 | - | - | - | - | - | - | - | - | - | - | - | - | - | - | - | - | - |
| 2006 | - | - | - | - | - | - | - | - | - | - | - | - | - | - | - | - | - |
| 2007 | - | - | - | - | - | - | - | - | - | - | - | - | - | - | - | - | - |
| 2008 | - | - | - | - | - | - | - | - | - | - | - | - | - | - | - | - | - |
| 2009 | - | - | - | - | - | - | - | - | - | - | - | - | - | - | - | - | - |
| 2010 | - | - | - | - | - | - | - | - | - | - | - | - | - | - | - | - | - |
| 2011 | - | - | RV | - | - | - | - | - | - | - | - | - | - | - | - | - | - |
| 2012 | - | - | - | RV | RV | - | - | - | - | - | - | - | - | - | - | RV | RV |
| 2013 | - | - | - | - | - | - | - | - | - | - | RV | RV | RV | 25 | RV | RV | RV |
| 2014 | RV | - | - | - | - | RV | RV | - | - | - | - | - | - | - | - | - | - |
| 2015 | - | - | - | - | - | - | - | - | - | - | - | - | - | - | - | - | - |
| 2016 | - | - | - | - | - | - | - | - | - | - | - | - | - | - | - | - | - |
| 2017 | - | - | - | RV | RV | RV | 24 | 23 | 25 | 24 | 24 | 24 | 24 | RV | RV | RV | RV |
| 2018 | RV | RV | RV | RV | RV | RV | RV | 23 | 20 | 19 | 16 | 16 | 16 | 18 | 15 | 16 | 16 |
| 2019 | 14 | 12 | 12 | 14 | 14 | 14 | 15 | 13 | 14 | 18 | 19 | 18 | 20 | 19 | 20 | RV | RV |
| 2020 | 24 | 24 | 23 | 22 | 20 | 20 | 19 | | | | | | | | | | 19 |
| 2021 | 18 | 20 | 21 | 20 | 19 | 17 | 15 | 13 | 10 | 10 | 8 | 10 | 8 | 6 | 5 | 11 | 11 |
| 2022 | 8 | 10 | 10 | 11 | 12 | 12 | 10 | 10 | 10 | 7 | 7 | 7 | 5 | 4 | 4 | 9 | 9 |
| 2023 | 7 | 4 | 7 | 6 | 6 | 9 | 12 | 10 | 8 | 10 | 11 | 12 | 12 | 12 | 13 | 17 | 17 |
| 2024 | 16 | 15 | 15 | 15 | 18 | 20 | 18 | 20 | 19 | 17 | 16 | 15 | 15 | 16 | 16 | 18 | 18 |
| 2025 | 14 | 13 | 10 | 11 | 10 | 12 | 14 | 12 | 12 | 12 | 11 | 9 | 8 | 7 | 4 | 9 | 9 |
| 2026 | 9 | | | | | | | | | | | | | | | | |



2026 SEC WEEKLY HONORS

WEEK ONE

Player: Reese Atwood, Texas
Pitcher: Karlyn Pickens, Tennessee
Freshman: Hailey Nutter, Kentucky

WEEK TWO

Player:
Pitcher:
Freshman:

WEEK THREE

Player:
Pitcher:
Freshman:

WEEK FOUR

Player:
Pitcher:
Freshman:

WEEK FIVE

Player:
Pitcher:
Freshman:

WEEK SIX

Player:
Pitcher:
Freshman:

WEEK SEVEN

Player:
Pitcher:
Freshman:

WEEK EIGHT

Player:
Pitcher:
Freshman:

WEEK NINE

Player:
Pitcher:
Freshman:

WEEK TEN

Player:
Pitcher:
Freshman:

WEEK ELEVEN

Player:
Pitcher:
Freshman:

WEEK TWELVE

Player:
Pitcher:
Freshman:

2025 SEC STANDINGS

| Team | SEC | Overall | Streak |
|-------------------|--------------|--------------|-------------------|
| Oklahoma | 17-7 | 0.708 | 52-9 .852 |
| Texas A&M | 16-7 | 0.696 | 48-11 .814 |
| Texas | 16-8 | 0.667 | 56-12 .824 |
| Tennessee | 15-9 | 0.625 | 47-17 .734 |
| Arkansas | 14-10 | 0.583 | 44-14 .759 |
| Florida | 14-10 | 0.583 | 48-17 .738 |
| South Carolina | 13-11 | 0.542 | 44-17 .721 |
| Mississippi State | 13-11 | 0.542 | 39-19 .672 |
| LSU | 12-12 | 0.5 | 42-16 .725 |
| Alabama | 12-12 | 0.50 | 40-23 .635 |
| Ole Miss | 11-13 | 0.458 | 42-21 .667 |
| Georgia | 7-6 | 0.304 | 35-23 .603 |
| Kentucky | 7-17 | 0.292 | 31-28 .525 |
| Auburn | 6-18 | 0.250 | 35-24 .593 |
| Missouri | 6-18 | 0.250 | 25-31 .456 |

2026 SEC PRESEASON COACHES' POLL

(First-Place Votes in Parentheses)

| Place | School | Points |
|-------|-------------------|------------|
| 1. | Texas (9) | 189 |
| 2. | Oklahoma (6) | 186 |
| 3. | Tennessee | 166 |
| 4. | Florida | 144 |
| 5. | Arkansas | 137 |
| 6. | Texas A&M | 125 |
| 7. | LSU | 119 |
| 8. | Georgia | 105 |
| 9. | Alabama | 94 |
| 10. | South Carolina | 90 |
| 11. | Mississippi State | 65 |
| 12. | Auburn | 55 |
| 13. | Ole Miss | 51 |
| 14. | Missouri | 32 |
| 15. | Kentucky | 17 |

Coaches were not allowed to vote for their own team.

2026 PRESEASON ALL-SEC

(Top 21 vote-getters regardless of position)

| Place | School | Class |
|-----------------------|-----------------|------------|
| Audrey Vandagriff | Alabama | So. |
| Robyn Herron | Arkansas | Sr. |
| Ella McDowell | Arkansas | So. |
| AnnaLea Adams | Auburn | So. |
| Jocelyn Erickson | Florida | Sr. |
| Keagan Rothrock | Florida | Jr. |
| Taylor Shumaker | Florida | So. |
| Maci Bergeron | LSU | Sr. |
| Tori Edwards | LSU | R-So. |
| Persy Llamas | Ole Miss | So. |
| Gabbie Garcia | Oklahoma | So. |
| Nelly McEnroe-Marinis | Oklahoma | R-So. |
| Ella Parker | Oklahoma | Jr. |
| Kasidi Pickering | Oklahoma | Jr. |
| Arianna Rodi | South Carolina | Sr. |
| Karyln Pickens | Tennessee | Sr. |
| Reese Atwood | Texas | Sr. |
| Kayden Henry | Texas | Jr. |
| Teagan Kavan | Texas | Jr. |
| Katie Stewart | Texas | Jr. |
| Mya Perez | Texas A&M | Jr. |

Coaches were not allowed to vote for their own team.

2026 AWARDS AND HONORS

Dakota Kennedy OF

» Softball America Second-Team All-America
» D1Softball First-Team All-America
» USA Softball Player of the Year Watch List
» D1 Softball D100 Players (14)
» Softball America Top Preseason Top 100 (19)
» USA Softball Player of the Year Watch List

Kailey Wyckoff UTL

» D1 Softball D100 Players (74)

Reagan Johnson OF

» Softball America Top Preseason Top 100 (70)

Khamari Hall OF

» Softball America Freshman Watch List

Payton Burnham P/UTL

» D1 Softball D100 Players (58)
» Softball America Top Preseason Top 100 (84)

Lillie-Faye McWhorter RHP

» D1 Softball D100 Freshman
» Softball America Freshman Watch List

Ella McDowell INF

» Softball America Second-Team All-America
» D1Softball Second-Team All-America
» USA Softball Player of the Year Watch List
» Softball America Top Preseason Top 100 (31)
» D1 Softball D100 Players (53)
» Preseason All-SEC

Saylor Timmerman RHP

» D1 Softball D100 Freshman
» Softball America Freshman Watch List

Robyn Herron LHP

» Softball America Second-Team All-America
» D1Softball Second-Team All-America
» USA Softball Player of the Year Watch List
» D1 Softball D100 Players (25)
» Softball America Top Preseason Top 100 (30)
» Preseason All-SEC
» NFCA Top Performer (Feb. 10)

Brinli Bain C/INF

» Softball America Freshman Watch List

Tianna Bell

» NFCA Top Performer (Feb. 10)



COURTNEY DEIFEL

HEAD COACH

Career: 390-207 (12 Seasons)

Arkansas: 363-180 (11 Seasons)

Courtney Deifel became the fourth head coach in program history when she was hired on June 11, 2015, and recently completed her 10th season at Arkansas in 2025. In her 10 seasons in Fayetteville, she has orchestrated the Razorbacks' return to postseason play and guided the program to two SEC regular season championships, one SEC Tournament crown and eight NCAA Tournament appearances, which includes eight consecutive berths from 2017-25. The Hogs have qualified for the national tournament every year it has been held since 2017. Deifel led the program to its NCAA Tournament Super Regional appearances in 2018, 2021, 2022 and 2025. Since her first season in 2016, the Razorbacks have been ranked 121 times in the NFCA Coaches' Poll after previously being ranked only once in program history. 15 of the program's 16 NFCA All-American awards and 78 Easton/NFCA All-America Scholar-Athlete accolades have been accumulated under Deifel since 2016. Deifel - the program's all-time wins leader - enters the 2026 season with 359 career wins at Arkansas. Deifel has logged five 40-win seasons while at Arkansas, including three consecutive 40-win seasons from 2021-23. Prior to her arrival in Fayetteville, Arkansas recorded only two 40-win seasons across 19 years. Heading into her 11th season at the helm in 2026, Arkansas has won two of the last five SEC regular-season crowns.

During the 2025 season, Deifel led the Razorbacks to a 44-14 mark (14-10 SEC) and a No. 5 national seed in the NCAA tournament, the sixth in program history, all of which have been accomplished under Deifel's guidance. The Hogs' 44 wins were tied for the third-most in program history. Arkansas also returned to the Super Regionals for just the fourth time in program history and the first time since 2022. The NCAA Tournament appearance was a program-record eighth-straight, dating back to 2017. Under Deifel's guidance, Bri Ellis became the first player in program history to earn National Player of the Year honors as the senior first baseman was named USA Softball Collegiate Player of the Year, Softball America Player of the Year and DI Softball Player of the Year, in addition, becoming just the second player in program history to earn SEC Player of the Year honors. Ellis batted .440 while registering single-season school records in home runs (26), RBI (72), runs scored (68), slugging percentage (1.090) and on-base percentage (.639). Ellis (first-team) and freshman third-baseman Ella McDowell (third-team) both earned NFCA All-America honors, while a school-record eight Razorbacks earned NFCA All-Central Region honors. Ellis garnered first-team All-SEC honors, while Reagan Johnson, McDowell, and Robyn Herron all earned second-team All-SEC recognition. At the plate, Arkansas set school records in multiple offensive categories, including runs scored (436), RBI (399), on-base percentage (.439), walks (291), doubles (90), and sacrifice flies (29). The Hogs also posted a school record a nation-leading .984 fielding percentage.

In 2024, Deifel led the Razorbacks to a 37-18 mark (14-10 SEC), and a No. 12 national seed in the NCAA tournament, the fifth in program history, all of which have come under Deifel's watch. The NCAA tournament appearance was a program record seventh-straight, dating back to the 2017 season. Deifel won her 300th career game with a 5-1 win at Auburn on March 16, 2024, completing a doubleheader sweep over the Tigers. Under Deifel's guidance, first baseman Bri Ellis (Second Team) and right-handed pitcher Morgan Leinstock (Third Team) earned NFCA All-America honors. Leinstock posted a 2.14 ERA and a 13-6 record while striking out 137 batters in 140.2 innings pitched. Deifel's and the Razorbacks' success in the transfer portal continued into 2024 as Ellis led the team with 14 home

runs, 47 RBI, 97 total bases and a .651 slugging percentage while posting a .322 batting average with 48 hits after transferring from Auburn. Freshman Kennedy Miller earned Freshman All-America honors from DI Softball and was a Finalist for the TUCCI/NFCA Freshman of the Year award after breaking onto the scene by hitting .331 with eight home runs and 36 RBI. Behind the plate, Miller posted a .997 fielding percentage while throwing out five would-be base stealers. Ellis and Leinstock received All-SEC selections along with center fielder Reagan Johnson and second baseman Cyllie Halvorson. Additionally Ellis and third baseman Hannah Gammill were named to the SEC All-Defensive Team.

In the 2023 campaign, Deifel led Arkansas to another highly successful season and the program's sixth consecutive NCAA appearance - the longest streak in program history. Finishing 40-19 (14-10 SEC), Arkansas claimed its third straight 40-win season and a top-four SEC finish. Earning the No. 11 national seed in the NCAA Tournament, all four of the program's national seeds have been accumulated under Deifel. In Arkansas' 7-6 win vs. No. 22 Louisiana on Feb. 18, Deifel became the program's all-time wins leader after surpassing Carrie Dever-Boaz's (1997-2004) 244 wins at helm. Under Deifel's leadership, two Razorbacks received NFCA All-America recognition in 2023 - Rylin Hedgecock (NFCA First-Team All-America) and Chenise Delce (NFCA Second-Team All-America). Delce became the program's first two-time NFCA All-American pitcher after collecting the honor in 2022. Six Hogs claimed NFCA All-Region status - Chenise Delce, Cyllie Halvorson, Reagan Johnson and Rylin Hedgecock were named to the All-South Region First Team, Raigan Kramer was tabbed to the second team and Lauren Camenzind was selected to the third team. Delce had another breakout season in the circle, posting a 21-11 record and 2.02 ERA with 193 strikeouts, 17 complete games, six solo shutouts and four saves while limiting opponents to a .200 batting average. The 2022 SEC Pitcher of the Year, Delce picked up where she left off in 2023. The Oklahoma City product charted the fourth-most strikeouts (193) and saves by an SEC pitcher this year. She also filed the third-most wins by a league pitcher. Illustrating why she's a force in the circle, 11 of her victories came against ranked competition. True freshman Reagan Johnson excelled at the plate and in center field, earning a spot on DI Softball's Freshman All-America team and being honored as a Top 10 Finalist for NFCA/TUCCI's National Freshman of the Year award. Johnson peppered the third-most hits (79) in single-season program history. She also boasted the sixth-highest batting average (.378) along with tying for the seventh-most stolen bases (18) and 10th-most runs scored (47) in single-season program history. Johnson also paced Arkansas with 24 multi-hit outings this season. The Karnes City, Texas, native ranked second in the SEC and eighth nationally in hits. Johnson also shined in center field and compiled a .968 fielding percentage with 86 putouts and four assists on 93 total chances.

In 2022, Deifel guided the Razorbacks to their most successful season in school history, collecting back-to-back SEC regular season titles, headlined by the program's first outright regular season crown, and the program's first SEC Tournament championship after blanking Missouri, 4-0, in Gainesville, Fla., on May 13. Arkansas concluded the season with the most single-season wins in program history and a 48-11 record, marking a program-record .814 win percentage. Arkansas finished SEC play with a 19-5 record, producing the second consecutive 19-win conference season for the Hogs. Against Missouri State on March 3, Deifel became just the second head coach

in program history to reach 200 career wins. The Hogs made their 11th NCAA Tournament appearance, earning the program's highest overall seed (No. 4) and hosted their second straight Super Regional. The Razorbacks hosted the highest attended Regional and Super Regional in the NCAA in 2022. The Razorbacks tabbed an SEC-best 12 all-conference honors and a school-record five NFCA All-American nods to round out yet another enormous postseason awards haul. Arkansas became the first SEC program since 2006 to have four first team all-Americans. Danielle Gibson (first team) became the program's first two-time NFCA All-American while KB Sides (first team), Linnie Malkin (first team), Hannah Gammill (first team) and Chenise Delce (second team) earned their first All-American honors. For the first time in program history, all

DEIFEL YEAR-BY-YEAR

| Year | School | Overall | Conf. | Postseason |
|-------------|----------|---------|---------|---------------------|
| 2015 | Maryland | 27-27 | 9-14 | -- |
| 2016 | Arkansas | 17-39 | 1-23 | -- |
| 2017 | Arkansas | 31-24 | 7-17 | NCAA Regional |
| 2018 | Arkansas | 42-17 | 12-12 | NCAA Super Regional |
| 2019 | Arkansas | 38-20 | 12-12 | NCAA Regional |
| 2020 | Arkansas | 19-6 | 1-2 | -- |
| 2021 | Arkansas | 43-11 | 19-5 | NCAA Super Regional |
| 2022 | Arkansas | 48-11 | 19-5 | NCAA Super Regional |
| 2023 | Arkansas | 40-19 | 14-10 | NCAA Regional |
| 2024 | Arkansas | 37-18 | 14-10 | NCAA Regional |
| 2025 | Arkansas | 44-14 | 14-10 | NCAA Super Regional |
| 2026 | Arkansas | 4-1 | 0-0 | NCAA Regional |
| 11 seasons | | 390-207 | 122-119 | 8 appearances |
| At Arkansas | | 363-180 | 112-105 | 8 appearances |

eight NFCA All-Region nominees secured spots on All-South Region teams. Deifel was named SEC Coach of the Year for the second straight season while KB Sides became the program's its first-ever SEC Player of the Year honor and Chenise Delce earned the Hogs' second consecutive SEC Pitcher of the Year accolade after Mary Haff collected the award in 2021. Arkansas tabbed a league-best 12 all-conference honors and eight NFCA All-Region distinctions to round out an enormous postseason awards haul. The 2022 coaching staff was named the NFCA's South Region Staff of the Year for the second straight season.

Deifel, the SEC Coach of the Year, directed the most successful year in program history in 2021 by claiming the school's first SEC regular season title and hosting NCAA Tournament Super Regionals for the first time. The team finished 43-11 (19-5 SEC), producing a then-school record .796 win percentage. The Hogs earned a No. 6 national ranking, the highest in program history, and captured the No. 6 national seed in the NCAA Tournament. Arkansas began conference play winning 12 straight games, notching the fifth-best league-only start in SEC history. A 19-game winning streak in non-conference action also set a school record. The Razorbacks received many postseason superlatives as infielders Braxton Burnside and Danielle Gibson, and pitcher Mary Haff were named NFCA All-Americans. Haff also took home the school's first SEC Pitcher of the Year award. Offensively, the Razorbacks shattered the school's single-season home run record, mashing 95 long balls with Burnside setting the individual single-season program mark hitting 25. Deifel's 216 wins in Fayetteville rank second among all coaches in program history. The NFCA named the 2021 coaching staff the South Region's Staff of the Year.



COURTNEY DEIFEL

HEAD COACH
8 NCAA Tournament Appearances
SEC Champions (2021, 2022)
SEC Tournament Champions (2022)

Deifel guided the Razorbacks to a 19-6 (1-2 SEC) record in the COVID-19 shortened 2020 campaign. In the only league series of the season, the Razorbacks earned a 1-0 conference-opening victory, their first road win over Alabama since 2000. Arkansas remained in the national polls throughout the year and climbed from a preseason No. 24 ranking to the No. 19 slot in the final release of the NFCA Coaches' Poll. Junior catcher Kayla Green was honored with SEC Player of the Week recognition for the first time in her career and freshman pitcher Jenna Bloom emerged as one of the rising stars in the league, leading all freshmen in the nation striking out 10.9 hitters per seven innings.

Deifel led the Razorbacks to their third consecutive post-season appearance in 2019, earning an at-large bid to the Stillwater Regional. The Hogs finished the season 38-20 and 12-12 in SEC play. It marks the first time since 1999-00 that the Razorbacks finished the season .500 or better in conference play in back-to-back seasons. The Razorbacks garnered their highest in-season ranking during weeks one and two, coming in at 12th and 11th in the NFCA and ESPN polls respectively.

Arkansas saw two players named to the All-SEC teams, pitcher Autumn Storms was named second team and outfielder Hannah McEwen garnered first-team recognition. McEwen's first-team selection was the first for Arkansas since 2012 and only the second in program history. In year four under Coach Deifel, the Razorbacks also earned two SEC Player of the Week awards, three SEC Pitcher of the Week awards, and one USA Softball Co-Player of the Week. A record five Razorbacks were named to the NFCA All-Region teams, with Storms garnering the first, first-team selection of her career. Storms went on to be named NFCA Second Team All-American as a pitcher, the first Razorback since 2010.

Year four with Coach Deifel and the Razorback staff saw growth in all aspects as the game, including a team .288 batting average, which ranks second-highest in program record book. In fact, four of the top seven team batting averages in program history come from the Deifel era.

In the 2018 campaign, Arkansas wrapped up the year with a 42-17 (12-12 SEC) record, the third most wins in program history; and the most victories since 2000. The team earned a national seed (13) in the NCAA Tournament for the first time in program history and went 3-0 defeating DePaul and Wichita State twice to earn the Fayetteville Regional Championship on its home field. The Hogs made their first ever NCAA Super Regional appearance but fell to eventual national semifinalist, Oklahoma, in Norman. Arkansas finished 17th in the final NCAA RPI report and the coaching staff earned 2018 NFCA Division I South Region Staff of the Year.

Just two seasons removed from a one-win conference tally, Deifel guided the Razorbacks to a 12-12 mark in SEC play. As the No. 7 seed at SEC Tournament, the program made its first semifinal appearance since 2001. The Razorbacks finished the season with a 27-2 record on their home field, establishing a new program record for home wins in a single season. Part of Arkansas' home triumphs included the program's first three-game sweep of a ranked team (No. 20 Mississippi State) and its first-ever series win over Alabama.

Deifel piloted the 2017 Razorbacks to a 31-24 record and the program's first NCAA Tournament appearance since 2013. The Razorbacks improved their win total by 17 games from the previous season, marking the largest increase in the country

among Power 5 programs. Arkansas also tallied seven wins in SEC play, equaling the combined total from the previous three seasons. In recognition of the team's performance, Deifel was named the 2017 D1SoftballNews Coach of the Year.

From year one to two under Deifel, Arkansas' pitching staff lowered its combined ERA by more than four runs (6.98 to 2.82) and added more than 20 points to its batting average (.260 to .284). The Razorbacks also led the SEC and tied for 17th in the NCAA with 59 home runs. During the year, Arkansas earned its first national ranking since 2013 when it was slotted at No. 24 in the March 7 release ESPN/USA Softball poll.

Individually, Deifel saw two Razorbacks earn NFCA All-South Region accolades with Nicole Schroeder and Autumn Storms earning second-team and third-team honors, respectively. Storms was also named to the SEC All-Freshman Team while A.J. Belans was voted to the All-SEC Second Team. Schroeder went on to be drafted by the Akron Racers as the program's second NPF selection.

Deifel's first win over a ranked team at Arkansas came during the 2016 season when the Razorbacks knocked off No. 23 Nebraska, 11-10, during the Easton Tournament in Fullerton, Calif.; the team added five ranked wins in 2017. The 2016 campaign also saw newcomer Ashley Diaz make an immediate impact as a member of the NFCA All-South Region Second Team and garnered NFCA National Freshman of the Year Top 25 Watch List recognition.

During her playing and coaching careers prior to coming to Arkansas, Deifel advanced to 11 NCAA Tournaments including a four-year run to the Women's College World Series (WCWS) as an All-American catcher at California that was highlighted by winning the 2002 national title. The Bears also finished second (2003), fifth (2001) and seventh (2000) at the WCWS over her four-year run. Her postseason successes also featured a pair of Super Regionals as a graduate assistant at Oklahoma and five NCAA Regionals as an assistant at Maryland and Louisville.

As a first-year head coach, Deifel ushered in a culture of change for Maryland in 2015. Along with the program's 16-game improvement from the previous season, the Terrapins' offense show tremendous growth. Maryland finished 27th in the NCAA with 6.28 runs per game behind 339 runs scored, up more than 150 runs from 2014. Deifel also led her team to a .309 batting average, a 40-point jump from 2014 which also ranked 57th in the NCAA.

Individually, Deifel guided three players to all-conference accolades and a pair of NFCA all-region honors. Lindsey Schmeister was an All-Big Ten first team performer while Shannon Bustillos and Erin Pronobis landed on the All-Big Ten second team. Probonis and Corey Schwartz were also named to the NFCA All-Midwest Region Third Team. Under Deifel's watch, the trio helped Maryland to single-season school records in doubles, home runs, RBI and walks.

Prior to taking the head job at Maryland, Deifel spent four seasons as an assistant coach at Louisville in which she helped the Cardinals to four NCAA appearances, the 2014 American Athletic Conference Tournament title and an overall record of 176-60 (.746). Louisville averaged 44 wins in that time with a program-record 55 wins in 2012. Her student-athletes at Louisville racked up four NFCA All-America certificates and 29

all-conference selections.

She also spent two seasons as a graduate assistant at Oklahoma where she was a member of a staff that guided the 2008 Sooners to a 47-14 record and a Super Regional appearance.

As a player, Deifel was the starting catcher for California from 2000-03 and led the Golden Bears to four Women's College World Series appearances including a national championship run in 2002 and national runner-up showing in 2003. She appeared in 285 games missing just three behind the plate over her four seasons. As a four-year starter behind the plate, she was a 2003 All-American, two-time All-Pac 10 selection and caught seven no-hitters. She is still the program's career leader with 1,969 putouts.

Aside from her accomplishments in collegiate softball, Deifel had a successful professional career following her days at Cal. In 2004, she helped the NY/NJ Juggernaut to the National Professional Fastpitch (NPF) league title. Deifel also spent three years with LeoPalace21 in Japan that resulted in a runner-up showing and a pair of third-place finishes.

She graduated from California in 2003 with a bachelor of arts in American Business and Globalism and American Studies. Deifel earned her master's of arts in Human Relations from Oklahoma in 2008.

Deifel's sister, Amanda Scott, was recently the head softball coach at Missouri-St. Louis (2017-22) and won a Women's College World Series title at Fresno State in 1998.

Deifel and her husband Joe are the parents of two sons, Trip and Walt. The family resides in Fayetteville.



Courtney Deifel was hired as the fourth head coach in program history on June 11, 2015.

| ALL-TIME SERIES UNDER DEIFEL *ARKANSAS ONLY | | | | |
|---|--------|-----|-----|-----|
| Opponent | Series | H | A | N |
| Alabama | 8-12 | 5-4 | 3-6 | 0-2 |
| Akron | 2-0 | | | 2-0 |
| Arkansas-Pine Bluff | 1-0 | 1-0 | | |
| Arizona | 3-5 | 2-4 | 1-1 | |
| Army | 0-1 | | | 0-1 |
| Auburn | 12-6 | 6-3 | 6-3 | |
| Baylor | 3-1 | 0-1 | | 3-0 |
| Binghamton | 1-0 | | | 1-0 |
| Boston U | 4-0 | 4-0 | | |
| Bradley | 4-0 | | | 4-0 |
| BYU | 0-1 | | | 0-1 |
| Buffalo | 1-0 | 1-0 | | |
| Cal State Fullerton | 1-1 | | 0-1 | 1-0 |
| CSUN | 1-0 | | | 1-0 |
| Campbell | 2-0 | | | 2-0 |
| Central Arkansas | 7-2 | 3-1 | 4-1 | |
| Central Connecticut | 2-0 | 2-0 | | |
| Central Michigan | 1-0 | | | 1-0 |
| Coastal Carolina | 1-0 | | 1-0 | |
| Colorado State | 2-0 | 2-0 | | |
| Dartmouth | 2-0 | 2-0 | | |
| Delaware | 1-0 | | | 1-0 |
| DePaul | 1-0 | 1-0 | | |
| Drake | 6-2 | 6-2 | | |
| Duke | 0-1 | | | 0-1 |
| Florida | 8-10 | 2-4 | 5-6 | 1-0 |
| Florida State | 0-2 | 0-1 | | 0-1 |
| Florida A&M | 2-0 | | | 2-0 |
| FAU | 2-1 | 1-0 | 1-1 | |
| FGCU | 1-0 | | 1-0 | |
| Fordham | 1-0 | | | 1-0 |
| Furman | 4-0 | 3-0 | | 1-0 |
| George Washington | 1-0 | | | 1-0 |
| Georgia | 9-9 | 3-4 | 5-4 | 1-1 |
| Grand Canyon | 1-1 | | | 1-1 |
| Harvard | 1-0 | 1-0 | | |
| Illinois | 3-1 | 3-1 | | |
| Illinois State | 2-0 | 2-0 | | |
| Indiana | 1-0 | | | 1-0 |
| Iowa | 2-0 | 2-0 | | |
| IUPUI | 3-0 | 3-0 | | |
| Iowa State | 3-0 | 3-0 | | |
| Jackson State | 1-0 | | 1-0 | |
| Kansas | 4-0 | 3-0 | 1-0 | |
| Kansas City | 5-1 | 4-1 | 1-0 | |
| Kennesaw State | 2-0 | 2-0 | | |
| Kent State | 2-0 | 2-0 | | |
| Kentucky | 10-9 | 7-5 | 2-4 | 1-0 |
| Lamar | 2-0 | 2-0 | | |
| Lehigh | 1-0 | | | 1-0 |
| Liberty | 1-1 | 0-1 | 1-0 | |
| Lipscomb | 2-0 | | | 2-0 |
| Long Beach State | 2-0 | | | 2-0 |
| Longwood | 1-0 | 1-0 | | |
| Louisville | 2-1 | 2-1 | | |
| Louisiana | 1-0 | | | 1-0 |
| Louisiana Tech | 1-0 | | | 1-0 |
| Loyola Marymount | 3-0 | | | 3-0 |
| LSU | 10-11 | 6-6 | 4-5 | |
| Manhattan | 2-0 | 1-0 | | 1-0 |
| Marist | 3-0 | 2-0 | | 1-0 |
| Marshall | 1-0 | | | 1-0 |
| Maryland | 1-0 | | | 1-0 |
| McNeese | 3-2 | | 3-1 | 0-1 |
| Memphis | 2-0 | | | 2-0 |
| Michigan State | 1-0 | | | 1-0 |
| Mississippi State | 11-3 | 7-2 | 4-2 | |
| Missouri | 9-8 | 5-4 | 3-3 | 1-1 |
| Missouri State | 6-1 | 5-1 | 1-0 | |
| Montana | 0-1 | 0-1 | | |
| Nebraska | 4-0 | 1-0 | | 3-0 |
| Nevada | 1-0 | 1-0 | | |
| New Mexico | 2-0 | | | 2-0 |
| New Mexico State | 1-0 | | 1-0 | |
| North Carolina | 0-1 | | | 0-1 |
| North Dakota State | 4-1 | 2-0 | | 2-1 |
| North Florida | 1-0 | | 1-0 | |
| North Texas | 4-0 | 2-0 | 2-0 | |
| North Carolina | 0-3 | | | 0-3 |
| Northern Colorado | 5-1 | 4-0 | | 1-1 |
| Northern Iowa | 3-1 | 3-1 | | |
| Northwestern State | 3-0 | 3-0 | | |
| Notre Dame | 2-1 | 1-0 | 1-1 | |
| Ohio | 1-0 | | | 1-0 |
| Oregon | 2-2 | 2-2 | | |
| Oklahoma | 0-9 | 0-4 | 0-4 | 0-1 |
| Oklahoma State | 3-3 | 2-2 | 1-0 | 0-1 |
| Ole Miss | 13-11 | 8-3 | 4-8 | 1-0 |

| ALL-TIME SERIES UNDER DEIFEL *ARKANSAS ONLY | | | | |
|---|--------|-----|-----|-----|
| Opponent | Series | H | A | N |
| Omaha | 6-0 | 4-0 | | 2-0 |
| Penn State | 0-1 | | | 0-1 |
| Princeton | 1-0 | 1-0 | | |
| Rutgers | 3-0 | | | 3-0 |
| Sacramento State | 1-0 | | | 1-0 |
| Samford | 1-0 | | | 1-0 |
| San Diego | 2-0 | | | 2-0 |
| SIUE | 2-0 | 2-0 | | |
| South Alabama | 1-1 | 1-1 | | |
| South Carolina | 14-8 | 5-4 | 6-3 | 0-1 |
| South Dakota State | 3-1 | 3-1 | | |
| Southeast Missouri | 10-1 | 8-1 | 2-0 | |
| Southern Utah | 1-0 | | | 1-0 |
| Southern Miss | 2-0 | | | 2-0 |
| Saint Francis (Pa.) | 2-0 | 2-0 | | |
| Saint Louis | 4-0 | 4-0 | | |
| Stanford | 1-0 | 1-0 | | |
| Tennessee | 11-9 | 4-2 | 6-6 | 1-1 |
| Texas | 1-4 | | 0-2 | 1-2 |
| Texas State | 1-0 | | 1-0 | |
| Texas A&M | 7-11 | 2-4 | 5-7 | |
| Texas A&M-CC | 2-0 | 2-0 | | |
| Texas A&M-Commerce | 2-0 | 1-0 | 1-0 | |
| Texas Tech | 2-0 | 2-0 | | |
| Tulsa | 2-5 | 1-2 | 1-1 | 0-2 |
| UAB | 3-0 | 3-0 | | |
| UCLA | 0-1 | 0-0 | 0-0 | 0-1 |
| UConn | 1-0 | | | 1-0 |
| UIC | 1-0 | | | 1-0 |
| ULM | 2-0 | | | 2-0 |
| UMass Lowell | 2-0 | | | 2-0 |
| UNLV | 1-1 | | 1-0 | 0-1 |
| Utah | 1-0 | | | 1-0 |
| UT Arlington | 7-1 | 4-0 | 3-1 | |
| UTEP | 1-0 | | | 1-0 |
| Villanova | 3-1 | 2-1 | | 1-0 |
| Virginia | 1-1 | | 1-1 | |
| Washington | 0-3 | | | 0-3 |
| Weber State | 3-0 | | | 3-0 |
| Western Illinois | 1-0 | 1-0 | | |
| Western Kentucky | 2-0 | | 2-0 | |
| Wichita State | 6-3 | 6-1 | 0-2 | |
| Wright State | 2-0 | 2-0 | | |

| TOP 25 WINS UNDER DEIFEL | | | | |
|--------------------------|-----------------------|--------|----------|------|
| Date | Opponent | Result | Score | Site |
| 3/19/16 | vs. #23 Nebraska | W | 11-10 | N |
| 3/17/17 | #14 Tennessee | W | 4-3 | H |
| 3/18/17 | #14 Tennessee | W | 2-1 | H |
| 4/8/17 | at #24 Missouri | W | 6-5 | A |
| 4/9/17 | at #24 Missouri | W | 4-2 | A |
| 4/16/17 | #5 Texas A&M | W | 4-3 | H |
| 2/17/18 | vs. #21 Utah | W | 4-2 | N |
| 3/30/18 | #20 Mississippi State | W | 3-2 | H |
| 3/31/18 | #20 Mississippi State | W | 6-0 | H |
| 4/1/18 | #20 Mississippi State | W | 8-2 | H |
| 4/8/18 | at #12 South Carolina | W | 4-0 | A |
| 4/14/18 | #15 Alabama | W | 3-0 | H |
| 4/15/18 | #15 Alabama | W | 6-3 | H |
| 4/21/18 | at #11 Auburn | W | 4-2 | A |
| 5/9/18 | vs. #19 Kentucky | W | 3-1 | N |
| 5/10/18 | vs. #8 Georgia | W | 8-3 | N |
| 3/15/19 | #16 South Carolina | W | 3-2 | H |
| 3/16/19 | #16 South Carolina | W | 7-4 | H |
| 3/23/19 | at #5 Tennessee | W | 1-0 | A |
| 3/29/19 | #18 Kentucky | W | 1-0 | H |
| 3/31/19 | #18 Kentucky | W | 3-2 | H |
| 4/18/19 | #9 LSU | W | 8-5 | H |
| 4/19/19 | #9 LSU | W | 11-1 (5) | H |
| 5/3/19 | #23 Auburn | W | 1-0 | H |
| 5/4/19 | #23 Auburn | W | 7-1 | H |
| 5/5/19 | #23 Auburn | W | 5-2 | H |
| 3/6/20 | at #9 Alabama | W | 1-0 | A |
| 2/21/21 | vs. #21 Baylor | W | 7-2 | N |
| 3/12/21 | at #20 South Carolina | W | 4-1 | A |
| 3/13/21 | at #20 South Carolina | W | 7-5 (10) | A |
| 3/14/21 | at #20 South Carolina | W | 3-2 | A |
| 4/10/21 | #4 Alabama | W | 4-0 | H |
| 4/16/21 | at #20 Georgia | W | 10-3 | A |
| 4/17/21 | at #20 Georgia | W | 5-2 | A |
| 4/18/21 | at #20 Georgia | W | 5-2 | A |
| 5/1/21 | at #16 LSU | W | 1-0 | A |
| 5/3/21 | at #16 LSU | W | 4-1 | A |
| 3/18/22 | at #10 Tennessee | W | 4-3 | A |
| 3/19/22 | at #10 Tennessee | W | 9-6 | A |
| 4/8/22 | #21 Auburn | W | 7-4 | H |
| 4/9/22 | #21 Auburn | W | 4-3 | H |
| 4/10/22 | #21 Auburn | W | 17-4 (5) | H |
| 4/15/22 | #15 Kentucky | W | 2-1 | H |
| 4/17/22 | #15 Kentucky | W | 8-0 (6) | H |
| 4/22/22 | at #14 Florida | W | 9-1 (6) | A |
| 4/23/22 | at #14 Florida | W | 5-4 | A |
| 4/24/22 | at #14 Florida | W | 2-0 | A |
| 5/13/22 | at #14 Florida | W | 4-1 | A |
| 5/14/22 | vs. #16 Missouri | W | 4-0 | N |
| 5/21/22 | #24 Oregon | W | 6-2 | H |
| 5/22/22 | #24 Oregon | W | 9-3 | H |
| 5/26/22 | #18 Texas | W | 7-1 | H |
| 2/18/23 | vs. #22 Louisiana | W | 7-6 | N |
| 2/23/23 | #19 Arizona | W | 3-2 | H |
| 2/24/23 | #19 Arizona | W | 2-1 | H |
| 3/19/23 | at #13 Alabama | W | 5-3 | A |
| 3/20/23 | at #13 Alabama | W | 2-1 (10) | A |
| 3/24/23 | #10 Florida | W | 6-2 | H |
| 3/26/23 | #10 Florida | W | 14-1 (5) | H |
| 4/8/23 | #10 Georgia | W | 4-3 | H |
| 4/22/23 | at #20 Kentucky | W | 8-1 | A |
| 4/22/23 | at #20 Kentucky | W | 14-6 (5) | A |
| 4/30/23 | #3 Tennessee | W | 6-4 | H |
| 5/1/23 | #3 Tennessee | W | 2-0 | H |
| 3/23/24 | #20 Mississippi State | W | 3-0 | H |
| 3/30/24 | at #3 Georgia | W | 3-2 | A |
| 4/1/24 | at #3 Georgia | W | 8-2 | A |
| 4/5/24 | #11 Missouri | W | 5-2 | H |
| 4/7/24 | #11 Missouri | W | 4-1 | H |
| 4/12/24 | at #25 South Carolina | W | 4-3 | A |
| 4/14/24 | at #25 South Carolina | W | 3-0 | A |
| 4/19/24 | #15 Alabama | W | 1-0 (9) | H |
| 4/21/24 | #15 Alabama | W | 8-0 (5) | H |
| 4/26/24 | at #7 LSU | W | 2-1 | A |
| 4/27/24 | at #7 LSU | W | 4-1 | A |
| 3/9/25 | at #25 Ole Miss | W | 20-3 (5) | A |
| 3/22/25 | at #7 Tennessee | W | 6-3 (8) | A |
| 3/22/25 | at #7 Tennessee | W | 9-0 | A |
| 4/4/25 | at #2 Florida | W | 4-1 | A |
| 4/6/25 | at #2 Florida | W | 9-5 | A |
| 4/11/25 | #10 South Carolina | W | 10-2 (6) | H |
| 4/13/25 | #10 South Carolina | W | 5-4 | H |
| 4/26/25 | #1 Texas A&M | W | 7-5 | H |
| 4/27/25 | #1 Texas A&M | W | 7-4 | H |
| 5/1/25 | #10 LSU | W | 12-9 | H |
| 5/3/25 | #10 LSU | W | 6-0 | H |
| 5/8/25 | #5 Tennessee | W | 6-1 | N |
| 5/17/25 | #23 Oklahoma State | W | 6-5 (11) | H |
| 5/18/25 | #23 Oklahoma State | W | 12-0 | H |
| 5/24/25 | #21 Ole Miss | W | 4-0 | H |

MISC. HITTING RECORDS

4+ Hit Games

| No. | Player | Opponent | Date |
|-----|--------------------|-------------------|---------|
| 5 | Danielle Gibson | Furman | 4/13/19 |
| 5 | Macy Burr | Texas Southern | 2/25/11 |
| 5 | Whitney Cloer | Kentucky | 3/31/07 |
| 4 | Atalyia Rijo | Oklahoma State | 5/18/25 |
| 4 | Atalyia Rijo | Oklahoma State | 5/17/25 |
| 4 | Ella McDowell | Florida | 4/5/25 |
| 4 | Reagan Johnson | Ohio | 2/9/24 |
| 4 | Reagan Johnson | Kentucky | 4/22/23 |
| 4 | Reagan Johnson | Iowa St. | 3/2/23 |
| 4 | KB Sides | Lehigh | 3/11/22 |
| 4 | Danielle Gibson | Alabama | 3/6/20 |
| 4 | Braxton Burnside | Furman | 2/15/20 |
| 4 | Sydney Parr | Nebraska | 2/9/20 |
| 4 | Hannah McEwen | LSU | 4/19/19 |
| 4 | Hannah McEwen | Nevada | 3/1/19 |
| 4 | Danielle Gibson | SIUE | 3/23/19 |
| 4 | Katie Warrick | Iowa St. | 3/16/18 |
| 4 | Stephanie Canfield | Florida A&M | 2/24/17 |
| 4 | Autumn Buczek | Central Mich. | 2/21/16 |
| 4 | Devon Wallace | Southeast Mo. St. | 3/1/15 |
| 4 | Stephanie Canfield | Virginia | 2/21/15 |
| 4 | Kasey Fagan | Butler | 2/13/14 |
| 4 | Sierra Bronkey | Saint Louis | 2/24/13 |
| 4 | Stephanie Canfield | Murray St. | 2/23/13 |
| 4 | Devon Wallace | Alabama | 4/27/12 |
| 4 | Katie Harrison | Belmont | 2/10/12 |
| 4 | Kayla Johnson | Mississippi St. | 3/18/09 |
| 4 | Jessica Bachkora | UAB | 2/8/08 |
| 4 | Miranda Dixon | ULM | 3/4/07 |
| 4 | Lauren Hendrix | vs. Houston | 2/9/01 |
| 4 | Dana Gulick | at Kentucky | 4/24/98 |

Multi-HR Games

| No. | Player | Opponent | Date |
|-----|-------------------|---------------------|---------|
| 2 | Nicole Schroeder | Louisville | 2/14/15 |
| 2 | Parker Pockington | Butler | 2/13/14 |
| 2 | Clarisa Navarro | UMKC | 3/27/13 |
| 2 | Devon Wallace | Alabama | 4/28/12 |
| 2 | Jennifer Rambo | Kentucky | 4/11/12 |
| 2 | Devon Wallace | Kentucky | 4/11/12 |
| 2 | Becca Carden | Ole Miss | 3/23/12 |
| 2 | Lane McGuirt | Tennessee | 4/14/10 |
| 2 | Sandra Smith | Kentucky | 3/21/10 |
| 2 | Jessica Bachkora | SIUE | 3/14/10 |
| 2 | Jessica Bachkora | Missouri St. | 2/20/10 |
| 2 | Sandra Smith | Sam Houston St. | 2/19/10 |
| 2 | Whitney Cloer | Oklahoma | 5/16/09 |
| 2 | Miranda Dixon | Oklahoma | 4/8/09 |
| 2 | Sandra Smith | Auburn | 4/5/09 |
| 2 | Whitney Cloer | Kentucky | 3/21/09 |
| 2 | Dayna Huckabee | Kentucky | 4/13/07 |
| 2 | Whitney Cloer | Nebraska | 3/18/07 |
| 2 | Miranda Dixon | ULM | 3/4/07 |
| 2 | Cortney Mitchell | at Coastal Carolina | 3/11/02 |

Home Run Cycles

Name: Danielle Gibson (solo, two-run home run, three-run home run, grand slam)

Opponent: SIU-Edwardsville

Date: 2/23/19

Result: W, 15-3 (4)

Multi-HR Games

| No. | Player | Opponent | Date |
|-----|------------------|--------------------|---------|
| 4 | Danielle Gibson | SIUE | 2/28/22 |
| 3 | Rylin Hedgecock | Kentucky | 3/3/23 |
| 2 | Bri Ellis | Texas A&M | 4/26/25 |
| 2 | Bri Ellis | Oklahoma | 3/16/25 |
| 2 | Bri Ellis | Southern Miss | 2/15/25 |
| 2 | Courtney Day | Bradley | 2/8/25 |
| 2 | Hannah Gammill | Georgia | 4/1/24 |
| 2 | Kennedy Miller | Auburn | 3/16/24 |
| 2 | Kennedy Miller | FAU | 3/1/24 |
| 2 | Cylie Halvorson | UT-Arlington | 2/23/24 |
| 2 | Bri Ellis | Long Beach St. | 2/16/24 |
| 2 | Kacie Hoffman | Mississippi St. | 3/31/23 |
| 2 | Rylin Hedgecock | Florida | 3/26/23 |
| 2 | Hannah Gammill | Florida | 3/24/23 |
| 2 | Rylin Hedgecock | A&M-Corpus Christi | 3/3/23 |
| 2 | Taylor Ellsworth | South Carolina | 5/1/22 |
| 2 | Linnie Malkin | South Carolina | 4/30/22 |
| 2 | KB Sides | Kentucky | 4/17/22 |
| 2 | Linnie Malkin | Southeast Mo. St. | 4/12/22 |
| 2 | Taylor Ellsworth | Auburn | 4/10/22 |
| 2 | Linnie Malkin | Auburn | 4/8/22 |
| 2 | Danielle Gibson | Ole Miss | 4/3/22 |
| 2 | Danielle Gibson | Western Ky. | 3/21/22 |
| 2 | Danielle Gibson | Tennessee | 3/19/22 |
| 2 | Taylor Ellsworth | Lehigh | 3/11/22 |
| 2 | Hannah Gammill | Maryland | 3/11/22 |
| 2 | Linnie Malkin | Central Ark. | 4/21/21 |
| 2 | Kayla Green | Alabama | 4/10/21 |
| 2 | Kayla Green | Missouri St. | 4/6/21 |
| 2 | Braxton Burnside | South Carolina | 3/13/21 |
| 2 | Danielle Gibson | Northwestern St. | 3/6/21 |
| 2 | Danielle Gibson | Northwestern St. | 3/5/21 |
| 2 | Braxton Burnside | Texas Tech | 2/28/21 |
| 2 | Braxton Burnside | Southeast Mo. St. | 2/26/21 |
| 2 | Linnie Malkin | McNeese | 2/20/21 |
| 2 | Braxton Burnside | Oklahoma St. | 2/11/21 |
| 2 | Ashley Diaz | UT Arlington | 3/26/19 |
| 2 | Hannah McEwen | Saint Louis | 4/10/18 |
| 2 | Katie Warrick | Iowa St. | 3/16/18 |
| 2 | Braxton Burnside | Grand Canyon | 2/17/17 |
| 2 | A.J. Belans | Missouri | 4/9/17 |
| 2 | Nicole Schroeder | Oklahoma St. | 3/1/17 |
| 2 | Tori Cooper | San Diego | 2/19/17 |
| 2 | Nicole Schroeder | Loyola Marymount | 2/17/17 |
| 2 | Nicole Schroeder | UMass Lowell | 2/11/17 |



MISC. PITCHING RECORDS

| No. | Pitcher | Opponent | Date | Total by Pitcher | | |
|-----|---------------------|--------------------------|---------|------------------|--------------------------|--------------|
| 16 | Robyn Herron | at Tennessee | 3/22/25 | No. | Name | Years |
| 16 | Mary Haff | Furman | 4/13/19 | 16 | Mary Haff..... | 2018-22 |
| 16 | Heather Schlichtman | Marshall | 4/9/04 | 14 | Katy Henry..... | 2005-08 |
| 15 | Heather Schlichtman | vs Wichita State | 3/3/01 | 111 | Robyn Herron..... | 2024-Present |
| 15 | Heather Schlichtman | vs Auburn | 3/13/04 | 8 | Heather Schlichtman..... | 2001-04 |
| 15 | Katy Henry | ULM | 2/25/05 | 8 | Chenise Delce..... | 2022-2023 |
| 15 | Katy Henry | vs UTSA | 2/16/07 | 7 | Kimmy Beasley..... | 2012-14 |
| 15 | Kimmy Beasley | Auburn | 5/3/13 | 5 | Miranda Dixon..... | 2007-10 |
| 15 | Mary Haff | at Tennessee | 3/23/19 | 5 | Hope McLemore..... | 2010-13 |
| 14 | Mary Haff | Maryland | 3/11/22 | 4 | Rachel Talley..... | 1999-02 |
| 14 | Heather Schlichtman | vs Appalachian State | 2/7/04 | 3 | Autumn Storms..... | 2017-21 |
| 14 | Heather Schlichtman | Mississippi Valley State | 2/29/04 | 2 | Chelsea Cohen..... | 2010-13 |
| 14 | Heather Schlichtman | at Kentucky | 4/24/04 | 1 | Jenna Bloom..... | 2020-22 |
| 14 | Katy Henry | Kansas City | 2/23/07 | 1 | Kim Jones..... | 2008-11 |
| 14 | Robyn Herron | Drake | 2/24/23 | 1 | Tammy Kincaid..... | 1997-2000 |
| 13 | Rachel Talley | vs Virginia Tech | 2/18/01 | 1 | Grace Moll..... | 2014-17 |
| 13 | Heather Schlichtman | Oklahoma City | 4/23/02 | 1 | Morgan Leinstock..... | 2024 |
| 13 | Katy Henry | Centenary | 3/5/06 | 1 | Reis Beuerlein..... | 2025 |
| 13 | Chelsea Cohen | Saint Louis | 2/24/13 | | | |
| 13 | Mary Haff | at Saint Louis | 4/10/18 | | | |
| 13 | Mary Haff | vs Lipscomb | 2/10/19 | | | |
| 13 | Autumn Storms | Southeast Missouri | 2/21/19 | | | |
| 12 | Tammy Kincaid | Alabama | 3/21/99 | | | |
| 12 | Rachel Talley | at Auburn | 4/9/99 | | | |
| 12 | Heather Schlichtman | at FIU | 3/2/01 | | | |
| 12 | Rachel Talley | vs FAU | 3/3/01 | | | |
| 12 | Rachel Talley | vs Utah | 2/16/02 | | | |
| 12 | Katy Henry | vs Virginia | 2/9/07 | | | |
| 12 | Katy Henry | Creighton | 2/24/08 | | | |
| 12 | Miranda Dixon | ULM | 4/2/08 | | | |
| 12 | Hope McLemore | Louisiana Tech | 3/13/10 | | | |
| 12 | Kim Jones | vs. Rhode Island | 2/13/11 | | | |
| 12 | Kimmy Beasley | LSU | 4/6/13 | | | |
| 12 | Kimmy Beasley | at Missouri | 4/13/13 | | | |
| 12 | Mary Haff | vs Fordham | 2/19/18 | | | |
| 12 | Mary Haff | Northern Colorado | 3/2/18 | | | |
| 12 | Mary Haff | Dartmouth | 3/3/18 | | | |
| 12 | Mary Haff | Omaha | 2/28/19 | | | |
| 12 | Mary Haff | Boston U | 3/2/19 | | | |
| 12 | Mary Haff | vs. UIC | 2/15/20 | | | |
| 12 | Robyn Herron | Indiana | 2/18/23 | | | |
| 12 | Chenise Delce | Arizona | 2/23/23 | | | |
| 12 | Robyn Herron | Iowa State | 3/2/23 | | | |
| 12 | Chenise Delce | UAB | 4/14/23 | | | |
| 11 | Robyn Herron | ULM | 2/16/25 | | | |
| 11 | Katy Henry | Northwestern State | 3/4/06 | | | |
| 11 | Kimmy Beasley | LSU | 4/7/13 | | | |
| 11 | Kimmy Beasley | Kentucky | 4/19/13 | | | |
| 11 | Grace Moll | at Southeast Missouri | 4/6/16 | | | |
| 11 | Autumn Storms | Boston U | 3/2/19 | | | |
| 11 | Mary Haff | at Central Arkansas | 3/9/21 | | | |
| 11 | Mary Haff | at Tennessee | 3/18/22 | | | |
| 11 | Chenise Delce | North Texas | 3/3/23 | | | |
| 11 | Robyn Herron | Illinois State | 2/24/24 | | | |
| 10 | Katy Henry | at Ole Miss | 3/21/06 | | | |
| 10 | Katy Henry | at Florida | 3/25/06 | | | |
| 10 | Katy Henry | Kansas | 4/5/06 | | | |
| 10 | Miranda Dixon | at Texas A&M | 2/16/07 | | | |
| 10 | Katy Henry | Northern Iowa | 3/3/07 | | | |
| 10 | Katy Henry | at Kansas | 4/3/07 | | | |
| 10 | Miranda Dixon | at South Carolina | 3/3/08 | | | |
| 10 | Katy Henry | ULM | 4/2/08 | | | |
| 10 | Katy Henry | at Kentucky | 4/12/08 | | | |
| 10 | Miranda Dixon | vs Cleveland State | 3/7/09 | | | |
| 10 | Miranda Dixon | at Ole Miss | 3/29/09 | | | |
| 10 | Hope McLemore | vs Iowa | 2/12/10 | | | |
| 10 | Hope McLemore | Drake | 3/6/10 | | | |
| 10 | Hope McLemore | at Georgia | 4/2/10 | | | |
| 10 | Chelsea Cohen | ULM | 2/22/13 | | | |
| 10 | Kimmy Beasley | Jacksonville State | 3/2/13 | | | |
| 10 | Hope McLemore | Kentucky | 4/20/13 | | | |
| 10 | Kimmy Beasley | Butler | 2/13/14 | | | |
| 10 | Jenna Bloom | Kansas | 3/10/20 | | | |
| 10 | Mary Haff | North Dakota State | 2/25/21 | | | |
| 10 | Mary Haff | at South Carolina | 3/12/21 | | | |
| 10 | Autumn Storms | Alabama | 4/10/21 | | | |
| 10 | Chenise Delce | Louisville | 2/28/22 | | | |
| 10 | Chenise Delce | Missouri State | 3/3/22 | | | |
| 10 | Chenise Delce | Kennesaw State | 3/5/22 | | | |
| 10 | Chenise Delce | UCA | 3/6/23 | | | |
| 10 | Mary Haff | at Ole Miss | 4/2/22 | | | |
| 10 | Robyn Herron | Texas A&M Commerce | 4/18/23 | | | |
| 10 | Chenise Delce | Alabama | 5/11/23 | | | |
| 10 | Robyn Herron | vs. Penn State | 2/10/24 | | | |
| 10 | Robyn Herron | Northern Iowa | 3/10/24 | | | |
| 10 | Morgan Leinstock | at Auburn | 3/16/24 | | | |
| 10 | Reis Beuerlein | Illinois | 2/28/25 | | | |
| 10 | Robyn Herron | at Coastal Carolina | 2/7/26 | | | |

| No-Hitters | | | |
|-------------------------------|---------------------------|-------------|---------|
| Pitchers | Opponent | Result | Date |
| Tammy Kincaid / Rachel Talley | CSUN | W, 1-0 | 2/20/00 |
| Jennifer Bottoms | Ohio State | W, 2-0 | 3/4/00 |
| Heather Schlichtman | Boston College | W, 4-0 | 2/16/02 |
| Heather Schlichtman | Auburn | W, 4-0 | 3/23/02 |
| Heather Schlichtman | UNLV | W, 1-0 | 2/21/04 |
| Katy Henry | Centenary | W, 1-0 | 4/5/06 |
| Kimmy Beasley | Savannah State | W, 10-0 (6) | 3/19/13 |
| Hope McLemore / Chelsea Cohen | Kentucky | W, 4-0 | 4/20/13 |
| Grace Moll | Eastern Michigan | W, 13-0 (5) | 2/21/14 |
| Mary Haff | Northern Colorado | W, 9-0 (6) | 3/2/18 |
| Autumn Storms | Central Connecticut State | W, 7-0 | 3/3/18 |
| Mary Haff | Texas Tech | W, 9-0 (5) | 2/26/21 |
| Mary Haff | Maryland | W, 6-0 | 3/11/22 |
| Robyn Herron | Illinois State | W, 7-0 | 2/24/24 |
| Robyn Herron | ULM | W, 10-0 (5) | 2/16/25 |
| Reis Beuerlein | Colorado State | W, 8-0 (5) | 4/18/25 |
| Payton Burnham | SLU | W, 10-0 (5) | 5/16/25 |

| Perfect Games | | | |
|----------------|----------------|------------|---------|
| Pitchers | Opponent | Result | Date |
| Mary Haff | Maryland | W, 6-0 | 3/11/22 |
| Robyn Herron | Illinois State | W, 7-0 | 2/24/24 |
| Reis Beuerlein | Colorado State | W, 8-0 (5) | 4/18/25 |



THE LAST TIME

ARKANSAS - TEAM

| | |
|--|--|
| Defeated a ranked opponent..... | def. #23 Oklahoma State, 12-0 (May 18, 2025) |
| Defeated a Top 10 ranked opponent..... | def. #5 Tennessee, 6-1 (May 8, 2025) |
| Highest ranked team defeated..... | def. #1 Texas A&M, 7-4 (April 26, 2025) |
| Won 10 or more consecutive games..... | 14 (Feb. 6- Feb. 22, 2025) |
| Longest conference win streak..... | 12 (March 12, 2021-April 3, 2022) |
| Won 5 or more consecutive conference home games..... | 7 (March 20-April 22, 2023) |
| Won 5 or more consecutive road games..... | 7 (March 20-April 22, 2023) |
| Won in Extra Innings..... | def. #23 Oklahoma State, 6-5 (8 inn.) (May 17, 2025) |
| Lost in Extra Innings..... | 10-7 (9) at #2 Florida (April 5, 2025) |
| Played at least 10 Innings..... | (10) W, 2-1 vs. Alabama (March 20, 2023) |
| Played at least 11 Innings..... | (11) W, 4-3 vs. Drake (Feb. 24, 2023) |
| Played at least 12 Innings..... | (14) W, 6-4 at McNeese (Feb. 20, 2021) |
| Played at least 13 Innings..... | (14) W, 6-4 at McNeese (Feb. 20, 2021) |
| Played 14 or more Innings..... | (14) W, 6-4 at McNeese (Feb. 20, 2021) |
| Lost 5 or more consecutive games..... | 5 (May 6-20, 2017) |
| Lost 5 or more consecutive conference games..... | 6 (Mar. 24-April 2, 2017) |
| Scored 10 or more runs in a game..... | 17 vs. Virginia, W, 17-1 (Feb. 6, 2026) |
| Scored 10 or more runs in three straight games..... | LA Tech Classic (Feb. 15-16, 2025) |
| Scored 10 or more runs in four straight games..... | Wooo Pig Classic (Feb. 28-March 2, 2026) |
| Scored 10 or more runs in a game..... | 17 vs. Virginia, W, 17-1 (Feb. 6, 2026) |
| Scored 20 or more runs in a game..... | 21 vs. Akron, W, 21-3 (Feb. 8, 2026) |
| Scored 10 or more runs in an inning..... | 10 vs. Virginia W, 17-1 (Feb. 6, 2026) |
| Scored 10 or more runs with two outs in an inning..... | 10 vs. Virginia W, 17-1 (Feb. 6, 2026) |
| Shut out back-to-back opponents..... | Illinois State, UT-Arlington (Feb. 22-23, 2024) |
| Shut out three straight opponents..... | Drake, Iowa State, TAMU-CC (Feb. 26-May 2-3, 2023) |
| Was shutout (extra-inning game)..... | 2-0 (10) vs. Liberty (March 16, 2021) |
| Was Shutout (7-inning game)..... | 7-0 vs. #1 Oklahoma (March 15, 2025) |
| Was Shutout (6-inning game)..... | 8-0 (6) vs. Washington (Feb. 11, 2022) |
| Was Shutout (5-inning game)..... | 8-0 at #8 Florida (April 6, 2019) |
| Was Shutout In Fayetteville..... | 7-0 vs. #1 Oklahoma (May 15, 2025) |
| Was No-Hit..... | at #1 Florida (May 16, 2016) |
| Was No-Hit by SEC Opponent..... | at #1 Florida (May 16, 2016) |
| Was No-Hit in Fayetteville..... | vs. #9 Georgia (May 3, 2009) |
| Swept a three-game conference series..... | vs. Kentucky (March 28-30, 2025) |
| Swept four or more conference series | #20 S. Car., Ole Miss, Miss. State, #25 Auburn, #20 UGA (2021) |
| Swept a three-game home conference series..... | vs. Kentucky (March 28-30, 2025) |
| Swept a three-game road conference series..... | at Mississippi State (March 31-April 2, 2023) |
| Swept a non-conference doubleheader..... | vs. Colorado State (April 18, 2025) |
| Run ruled an opponent..... | 21-3 (5) vs. Akron (Feb. 8, 2025) |
| Most consecutive run-rule wins in a season..... | 7, 2025 |
| Was run-ruled..... | L, 9-1 (6) vs. #25 Ole Miss (March 7, 2025) |
| Hit back-to-back home runs..... | Kailey Wyckoff and Ella McDowell at Texas State (Feb 6, 2025) |
| Hit five or more home runs in a game..... | 7 vs. Lehigh (March 11, 2022) |
| Hit four or more home runs in a game..... | 4 vs. Akron (Feb. 8, 2026) |
| Hit three or more home runs in a game..... | 3 vs. Colorado State (April 18, 2025) |
| Homered in five or more consecutive games..... | (March 16-24, 2025) |
| Had 10 hits in a game..... | 11 vs. Akron (Feb. 6, 2026) |
| Had 15 or more hits in a game..... | 18 vs. Akron (Feb. 8, 2026) |
| Had 10 or more hits in 2 consecutive game. (2), vs. Coastal Carolina, Akron (Feb. 7-8, 2026) | |
| Had 10 or more hits in 3 consecutive games..... | (3) vs Iowa, Illinois, Missouri St. (Feb. 28-March 2, 2025) |
| Had five or more doubles in a game..... | 5 vs Southern Miss (Feb. 16, 2025) |
| Had two or more triples in a game..... | 2 vs. Lipscomb (Feb. 7, 2025) |
| Had 10 or more RBI in a game..... | 19 vs. Akron (Feb. 8, 2026) |
| Had 20 or more RBI in a game..... | 21 vs. Lipscomb (Feb. 7, 2025) |
| No-hit the opposition, 5 innings..... | vs. ULM (Feb. 16, 2025) |
| No-hit the opposition, 6 innings..... | vs. Illinois State (Feb. 24, 2024) |
| No-hit the opposition, 7 innings..... | vs. Illinois State (Feb. 24, 2024) |
| Recorded 10 or more walks..... | 10 vs. Colorado State (April 18, 2025) |
| Left 10 or more runners on base..... | 12 vs. Akron (Feb. 8, 2026) |
| Allowed 10 or more hits..... | 13 vs. #10 LSU (May 3, 2025) |
| Allowed 10 or more runs..... | 13 vs. #10 LSU (May 3, 2025) |
| Allowed 10 or more earned runs..... | 14 vs. Oregon (May 21, 2023) |
| Allowed 10 or more RBI..... | 11 vs. #10 LSU (May 3, 2025) |
| Allowed five or more doubles..... | 5 vs LSU (April 29, 2016) |
| Allowed three or more home runs..... | 6 vs. #1 Oklahoma (May 9, 2025) |

OPPONENT-TEAM

| | |
|---|--|
| Scored 10 or more runs in a game..... | 12 vs. #23 Oklahoma State, 12-0 (May 18, 2025) |
| Scored 15 or more runs in a game..... | 15 vs. Mississippi State (March 24, 2024) |
| Had 10 or more hits in a game..... | 14 vs.#23 Oklahoma State, 12-0 (May 18, 2025) |
| Had 15-19 hits in a game..... | 15 vs. Georgia (May , 2017) |
| Shut out Arkansas (7-inning game)..... | 7-0 vs. #1 Oklahoma (March. 15, 2025) |
| Shut out Arkansas (5-inning game)..... | L, 8-0 at #18 Florida (April 6, 2019) |
| Shut out Arkansas (extra-inning)..... | L, 2-0 (10) vs Liberty (March 16, 2021) |
| Shut out Arkansas in consecutive games..... | L, 3-0/8-0 at #8 Florida (April 6, 2019) |
| Shut out Arkansas in Fayetteville..... | 7-0 vs. #1 Oklahoma (March. 15, 2025) |
| Conference opponent S/O Arkansas in Fayetteville..... | 7-0 vs. #1 Oklahoma (March. 15, 2025) |
| Conference opponent S/O Arkansas on the road..... | 1-0 vs. #7 LSU (April 28, 2024) |
| Won a non-conference series against Arkansas..... | |
| Won a conference series in Fayetteville..... | vs. #1 Oklahoma (March. 15, 2025) |
| Swept a three-game non-conference series against Arkansas..... | vs. #1 Oklahoma (March 14-16 2025) |
| Swept a three-game non-conference series in Fayetteville..... | Texas (March 14-16, 2015) |
| Swept a three game conference series in Fayetteville..... | vs #1 Oklahoma (March 15-18, 2025) |
| Swept a three-game conference road series against Arkansas..... | at #8 Florida (April 5-7, 2019) |

ARKANSAS-INDIVIDUAL

| | |
|--|--|
| Hit a grand slam..... | Kennedy Miller vs. Akron (Feb. 8, 2026) |
| Hit a walk-off grand slam..... | Bri Ellis at Georgia (May 7, 2025) |
| Hit a walk-off home run..... | Atalyia Rijo vs. Missouri State (March 2, 2025) |
| Hit two home runs in a game..... | 2, Bri Ellis at #1 Texas A&M (April 26, 2025) |
| Hit three home runs in a game..... | Rylin Hedgecock vs. Tennessee (April 22, 2023) |
| Hit four home runs in a game..... | Danielle Gibson vs SIUE (Feb 23, 2019) |
| Homered in consecutive games in a conf. series..... | Bri Ellis, Games 1 & 2, at Auburn (March 16, 2024) |
| Homered in three or more consecutive games..... | (3) Kristina Foreman at the Rebel Kickoff vs. Weber State (twice) and Southern Utah (Feb. 10-11, 2023) |
| Hit an inside the park home run..... | KB Sides vs Illinois (Feb. 18, 2022) |
| Hit for the home run cycle..... | Danielle Gibson vs SIUE (Feb 23, 2019) |
| Had five hits in a game..... | 5, Danielle Gibson at South Carolina (March 13, 2021) |
| Had four hits in a game..... | 4, Atalyia Rijo vs. #23 Oklahoma State (May 18, 2025) |
| Had two doubles in a game..... | 2, Tianna Bell at Coastal Carolina (Feb. 7, 2026) |
| Had three doubles in a game..... | 3, KB Sides vs. Florida (April 22, 2022) |
| Had four or more RBI in a game..... | 5, Kennedy Miller vs. Akron (Feb. 8, 2026) |
| Had six or more RBI in a game..... | 6, Courtney Day vs. Illinois (Feb. 28, 2025) |
| Had 10 or more RBI in a game..... | (10) Danielle Gibson vs SIUE (Feb 23, 2019) |
| Walked three or more times in a game..... | (4) Bri Ellis vs. #10 LSU (May 3, 2025) |
| Had a RBI in multipl at-bats in the same inning | Dakota Kennedy vs. Akron (Feb. 7, 2026) |
| Stole three bases in a game..... | (3) Reagan Johnson vs. Illinois (March 1, 2025) |
| Pitched a complete game shutout..... | Payton Burnham, 7.0 IP, vs. #21 Ole Miss (May 24, 2025) |
| Had 10 or more strikeouts in a game..... | (10) Robyn Herron at Coastal Carolina (Feb. 7, 2026) |
| Gave up 10 or more hits in a game..... | 11, Hannah Camenzind vs. #3 Georgia (March 31, 2024) |
| Gave up three or more home runs in a game.. | (4) Payton Burnham vs. #1 Oklahoma (May 9, 2025) |
| Threw a perfect game..... | Reis Beuerlein vs. Colorado State (April 18, 2024) |
| Threw a 7-inning no hitter..... | Robyn Herron vs. Illinois State (Feb. 24, 2024) |
| Threw a 5-inning no hitter..... | Payton Burnham vs. Saint Louis (May 16, 2025) |

HOGS RECORD WHEN...

| 2026 BY GAME | Overall | SEC |
|-----------------------|---------|-----|
| | 4-1 | 0-0 |
| Home | 0-0 | 0-0 |
| Away | 1-0 | 0-0 |
| Neutral | 3-1 | 0-0 |
| Day Games (< 5 pm.) | 4-1 | 0-0 |
| Night Games (> 5 pm.) | 0-0 | 0-0 |
| Ranked Opponents | 0-0 | 0-0 |
| Unranked Opponents | 4-1 | 0-0 |

| BY OPPOSING STARTER | | |
|---------------------|-----|-----|
| Left-handed | 0-1 | 0-0 |
| Right-handed | 4-0 | 0-0 |

| BY ARKANSAS STARTER | | |
|---------------------|-----|-----|
| 5+ inn. | 0-0 | 0-0 |
| Less than 5 inn. | 4-1 | 0-0 |

| BY SCORING/MARGIN | | |
|-------------------|-----|-----|
| Scoring first | 3-0 | 0-0 |
| Opp. scores first | 1-1 | 0-0 |
| One-run games | 0-0 | 0-0 |
| Two-run games | 0-1 | 0-0 |
| Three+ run games | 4-0 | 0-0 |
| Shutouts | 0-0 | 0-0 |
| Extra innings | 0-0 | 0-0 |
| 0-2 runs | 0-1 | 0-0 |
| 3-5 runs | 0-0 | 0-0 |
| 6-9 runs | 1-0 | 0-0 |
| 10+ runs | 3-0 | 0-0 |
| Out-hit opp. | 4-0 | 0-0 |
| Out-hit by opp. | 0-1 | 0-0 |
| Equal hits | 0-0 | 0-0 |

| | | |
|---------------------|-----|-----|
| Hitting a HR | 3-0 | 0-0 |
| Going homerless | 1-1 | 0-0 |
| Allowing a HR | 2-1 | 0-0 |
| Not allowing a HR | 2-0 | 0-0 |
| Errorless | 1-1 | 0-0 |
| Error committed | 3-0 | 0-0 |
| 2+ Errors | 0-0 | 0-0 |
| Opponent Errorless | 0-0 | 0-0 |
| Opponents 1+ Errors | 4-1 | 0-0 |

| BY MONTH/DAY/GAME | | |
|-------------------|-----|-----|
| February | 4-1 | 0-0 |
| March | 0-0 | 0-0 |
| April | 0-0 | 0-0 |
| May | 0-0 | 0-0 |
| Monday | 0-0 | 0-1 |
| Tuesday | 0-0 | 0-0 |
| Wednesday | 0-0 | 0-0 |
| Thursday | 0-0 | 0-0 |
| Friday | 2-0 | 0-0 |
| Saturday | 1-1 | 0-0 |
| Sunday | 1-0 | 0-0 |
| Game 1 | 0-0 | 0-0 |
| Game 2 | 0-0 | 0-0 |
| Game 3 | 0-0 | 0-0 |
| Game 4 | 0-0 | 0-0 |

| BY TIME ZONE | | |
|--------------|-----|-----|
| Central | 0-0 | 0-0 |
| Eastern | 4-1 | 0-0 |
| Mountain | 0-0 | 0-0 |
| Pacific | 0-0 | 0-0 |

| BY UNIFORM | | |
|------------|-----|-----|
| White | 1-1 | 0-0 |
| Cardinal | 2-0 | 0-0 |
| Grey | 1-0 | 0-0 |

| LEADING AFTER | | | | | | |
|---------------|-----|-----|-----|-----|-----|-----|
| Inn. | 1 | 2 | 3 | 4 | 5 | 6 |
| | 2-0 | 3-0 | 4-0 | 5-0 | 4-0 | 2-0 |

| TRAILING AFTER | | | | | | |
|----------------|-----|-----|-----|-----|-----|-----|
| Inn. | 1 | 2 | 3 | 4 | 5 | 6 |
| | 0-1 | 0-1 | 0-1 | 0-1 | 0-1 | 0-1 |

| TIED AFTER | | | | | | |
|------------|-----|-----|-----|-----|-----|-----|
| Inn. | 1 | 2 | 3 | 4 | 5 | 6 |
| | 2-0 | 1-0 | 0-0 | 0-0 | 0-0 | 0-0 |

STAT LEADERS AND MISCELLANEOUS STATS

2026 MULTI-HIT GAMES

| Player | 2 | 3 | 4 | 5+ | TOTAL |
|------------------|----|---|---|----|-------|
| Kailey Wyckoff | 1 | - | - | - | 1 |
| Ramsey Walker | 2 | - | - | - | 2 |
| Atalyia Rijo | - | 1 | - | - | 1 |
| Dakota Kennedy | - | 1 | - | - | 1 |
| Brinli Bain | 2 | - | - | - | 2 |
| Ella McDowell | 2 | - | - | - | 2 |
| Kennedy Miller | 1 | - | - | - | 1 |
| Karlie Davison | 1 | - | - | - | 1 |
| Ashtyn Reichardt | 1 | - | - | - | 1 |
| Tianna Bell | 2 | 2 | - | - | 4 |
| TEAM | 13 | 3 | 0 | 0 | 15 |

2026 MULTI-RBI GAMES

| Player | 2 | 3 | 4 | 5+ | TOTAL |
|------------------|---|---|---|----|-------|
| Kennedy Miller | 1 | - | - | 1 | 2 |
| Brinli Bain | 1 | - | 1 | - | 2 |
| Dakota Kennedy | 1 | - | - | - | 1 |
| Ella McDowell | 1 | - | - | - | 1 |
| Ashtyn Reichardt | - | - | 1 | - | 1 |
| Ramsey Walker | 1 | 1 | - | - | 2 |
| Kailey Wyckoff | 2 | - | - | - | 2 |
| Reagan Johnson | 2 | 1 | - | - | 3 |
| TEAM | 9 | 2 | 2 | 1 | 14 |

CAREER MULTI-HIT GAMES

| Player | 2 | 3 | 4 | 5+ | TOTAL |
|------------------|-----|----|----|----|-------|
| Reagan Johnson | 51 | 11 | 3 | - | 65 |
| Dakota Kennedy | 43 | 3 | 9 | - | 55 |
| Kailey Wyckoff | 30 | 13 | - | - | 43 |
| Tianna Bell | 27 | 8 | - | - | 34 |
| Kennedy Miller | 22 | 2 | - | - | 24 |
| Karlie Davison | 16 | 5 | - | - | 21 |
| Atalyia Rijo | 14 | 3 | 1 | - | 18 |
| Ella McDowell | 16 | 4 | 1 | - | 21 |
| Brinli Bain | 2 | - | - | - | 2 |
| Ramsey Walker | 2 | - | - | - | 2 |
| Ashtyn Reichardt | 1 | - | - | - | 1 |
| Ava Carter | 1 | - | - | - | 1 |
| TEAM | 225 | 48 | 14 | 0 | 287 |

CAREER MULTI-RBI GAMES

| Player | 2 | 3 | 4 | 5+ | TOTAL |
|------------------|----|----|----|----|-------|
| Kailey Wyckoff | 20 | 9 | 2 | 1 | 32 |
| Tianna Bell | 19 | 5 | 3 | - | 27 |
| Dakota Kennedy | 12 | 4 | 4 | 2 | 22 |
| Karlie Davison | 7 | 2 | 4 | 1 | 13 |
| Kennedy Miller | 10 | 8 | - | 1 | 19 |
| Ella McDowell | 10 | 2 | 2 | 1 | 15 |
| Atalyia Rijo | 7 | 2 | 2 | 1 | 12 |
| Reagan Johnson | 10 | 1 | - | - | 11 |
| Ashtyn Reichardt | - | - | 1 | - | 1 |
| Brinli Bain | 1 | - | 1 | - | 2 |
| Jayden Ramos | 1 | 1 | - | - | 2 |
| Ramsey Walker | 1 | 1 | - | - | 2 |
| Cam Harrison | 1 | - | - | - | 1 |
| Ava Carter | - | 1 | - | - | 1 |
| TEAM | 99 | 34 | 19 | 7 | 159 |

| SCORE BY INNINGS | 1 | 2 | 3 | 4 | 5 | 6 | 7 | EX | Total |
|------------------|----|----|---|---|----|---|---|----|-------|
| Arkansas | 17 | 14 | 6 | 4 | 15 | 4 | 0 | - | 60 |
| Opponents | 4 | 2 | 0 | 2 | 2 | 0 | 0 | - | 10 |

HITTING STREAKS

| Player | Long | Current | Career |
|----------------|------|---------|--------|
| Reagan Johnson | 2 | 2 | 10 |
| Kennedy Miller | 1 | - | 6 |
| Atalyia Rijo | 1 | - | 7 |
| Cam Harrison | 1 | 1 | 2 |
| Karlie Davison | 2 | - | 4 |
| Brinli Bain | 4 | 4 | 4 |
| Jayden Ramos | - | - | 3 |
| Ava Carter | - | - | 3 |
| Ramsey Walker | 2 | 3 | 2 |
| Tianna Bell | 4 | 6 | 16 |
| Kailey Wyckoff | 2 | 1 | 14 |
| Ella McDowell | 4 | 4 | 7 |
| Dakota Kennedy | 2 | 1 | 13 |

REACHED-BASE STREAKS

| Player | Long | Current | Career |
|----------------|------|---------|--------|
| Reagan Johnson | 2 | 1 | 15 |
| Kennedy Miller | 1 | - | 12 |
| Atalyia Rijo | 2 | - | 7 |
| Cam Harrison | 2 | 1 | 5 |
| Kasey Wood | - | - | 1 |
| Ramsey Walker | 1 | 2 | 1 |
| Ava Carter | - | - | 4 |
| Karlie Davison | 2 | - | 7 |
| Jayden Ramos | 2 | 2 | 2 |
| Brinli Bain | 4 | 4 | 4 |
| Kailey Wyckoff | 2 | 1 | 24 |
| Tianna Bell | 4 | 6 | 16 |
| Ella McDowell | 4 | 11 | 15 |
| Dakota Kennedy | 2 | 1 | 27 |

CAREER HOME RUNS

Karlle Davison

| No. | Opponent | Date | RBI |
|---------|-----------------------|---------|-----|
| 19 (5) | Ole Miss | 5/23/25 | 1 |
| 18 (4) | Oklahoma State | 5/20/25 | 3 |
| 17 (3) | South Carolina | 4/13/25 | 1 |
| 16 (2) | Kentucky | 3/28/25 | 1 |
| 15 (1) | at Tennessee | 3/23/25 | 2 |
| 14 (3) | vs. UCLA | 5/11/24 | 1 |
| 13 (2) | Oregon | 3/17/24 | 1 |
| 12 (1) | at San Diego State | 3/6/24 | 2 |
| 11 (11) | Ole Miss | 5/21/23 | 2 |
| 10 (10) | Southern Illinois | 5/19/23 | 3 |
| 9 (9) | vs. UCLA | 5/13/23 | 1 |
| 8 (8) | vs. Cal | 5/11/23 | 1 |
| 7 (7) | at Oregon* | 5/6/23 | 2 |
| 6 (6) | at Oregon* | 5/6/23 | 2 |
| 5 (5) | at Oregon | 5/5/23 | 1 |
| 4 (4) | at Arizona | 3/17/23 | 1 |
| 3 (3) | vs. Oklahoma | 2/25/23 | 1 |
| 2 (2) | at UC-San Diego | 2/11/23 | 2 |
| 1 (1) | vs. Northern Colorado | 2/11/23 | 3 |

Ella McDowell

| No. | Opponent | Date | RBI |
|-------|-------------------|---------|-----|
| 8 (1) | vs. Virginia | 2/6/26 | 2 |
| 7 (7) | at Texas A&M | 4/25/25 | 3 |
| 6 (6) | at Florida | 4/5/25 | 2 |
| 5 (5) | Kentucky | 3/30/25 | 1 |
| 4 (4) | Missouri State | 3/2/25 | 2 |
| 3 (3) | Iowa | 3/1/25 | 1 |
| 2 (2) | vs. Southern Miss | 2/15/25 | 1 |
| 1 (1) | at Texas State | 2/6/25 | 1 |

Jayden Ramos

| No. | Opponent | Date | RBI |
|-------|----------|--------|-----|
| 1 (1) | Illinois | 3/1/25 | 3 |

Ataylia Rijo

| No. | Opponent | Date | RBI |
|--------|--------------------------|---------|-----|
| 12 (1) | vs. Akron | 2/8/26 | 1 |
| 11 (6) | Oklahoma State | 5/17/25 | 1 |
| 10 (5) | South Carolina | 4/13/25 | 2 |
| 9 (4) | Central Arkansas | 3/18/25 | 1 |
| 8 (3) | Missouri State | 3/2/25 | 4 |
| 7 (2) | vs. Cal State Fullerton | 2/20/25 | 2 |
| 6 (1) | vs. ULM | 2/14/25 | 1 |
| 5 (5) | at Missouri | 5/7/23 | 4 |
| 4 (4) | at WKU | 4/24/23 | 1 |
| 3 (3) | at Kentucky | 4/22/23 | 3 |
| 2 (2) | Texas A&M Corpus Christi | 3/3/23 | 1 |
| 1 (1) | vs. Baylor | 2/12/23 | 1 |

Kennedy Miller

| No. | Opponent | Date | RBI |
|--------|---------------------|---------|-----|
| 13 (1) | vs. Akron | 2/8/26 | 4 |
| 12 (4) | LSU | 5/1/25 | 3 |
| 11 (3) | Colorado State | 4/18/25 | 3 |
| 10 (2) | vs. LMU | 2/21/25 | 1 |
| 9 (1) | at Louisiana Tech | 2/14/25 | 1 |
| 8 (8) | Ole Miss | 5/4/24 | 1 |
| 7 (7) | at Central Arkansas | 4/30/24 | 2 |
| 6 (6) | at Auburn* | 3/16/24 | 1 |
| 5 (5) | at Auburn* | 3/16/24 | 2 |
| 4 (4) | UNI | 3/10/24 | 2 |
| 3 (3) | South Dakota State | 3/2/24 | 3 |
| 2 (2) | Florida Atlantic* | 3/1/24 | 1 |
| 1 (1) | Florida Atlantic* | 3/1/24 | 2 |

Kailey Wyckoff

| No. | Opponent | Date | RBI |
|--------|------------------|---------|-----|
| 23 (7) | Ole Miss | 5/23/25 | 3 |
| 22 (6) | Oklahoma | 5/9/25 | 3 |
| 21 (5) | LSU | 5/1/25 | 2 |
| 20 (4) | Central Arkansas | 3/18/25 | 1 |
| 19 (3) | Iowa | 2/28/25 | 2 |
| 18 (2) | vs. Rutgers | 2/20/25 | 1 |
| 17 (1) | at Texas State | 2/6/25 | 1 |
| 16 (7) | vs. Iowa State* | 5/8/24 | 1 |
| 15 (6) | vs. Iowa State* | 5/8/24 | 3 |
| 14 (5) | Kansas | 4/12/24 | 1 |
| 13 (4) | UCF | 3/30/24 | 3 |
| 12 (3) | Oklahoma | 3/16/24 | 1 |
| 11 (2) | New Mexico | 3/12/24 | 3 |
| 10 (1) | at BYU | 3/9/24 | 1 |
| 9 (9) | Baylor | 4/15/23 | 1 |
| 8 (8) | Iowa State | 4/2/23 | 1 |
| 7 (7) | Iowa State | 4/1/23 | 2 |
| 6 (6) | vs. Rider | 3/17/23 | 2 |
| 5 (5) | Manhattan | 3/10/23 | 1 |
| 4 (4) | vs. Santa Clara | 2/19/23 | 1 |
| 3 (3) | at UTEP* | 2/18/23 | 2 |
| 2 (2) | at UTEP* | 2/18/23 | 1 |
| 1 (1) | at UTEP | 2/17/23 | 1 |

Dakota Kennedy

| No. | Opponent | Date | RBI |
|---------|----------------------|---------|-----|
| 29 (1) | vs. Akron | 2/8/26 | 1 |
| 28 (5) | at Houston | 5/2/25 | 4 |
| 27 (4) | Texas Tech | 4/19/25 | 1 |
| 26 (3) | Utah State | 3/10/25 | 1 |
| 25 (2) | UCF | 3/9/25 | 1 |
| 24 (1) | Western Michigan | 2/7/25 | 2 |
| 23 (13) | vs. Villanova* | 5/19/24 | 1 |
| 22 (12) | vs. Villanova* | 5/19/24 | 2 |
| 21 (11) | vs. Villanova | 5/17/24 | 2 |
| 20 (10) | Grand Canyon* | 4/30/24 | 1 |
| 19 (9) | Grand Canyon* | 4/30/24 | 1 |
| 18 (8) | at UCLA | 4/27/24 | 3 |
| 17 (7) | Arizona State | 4/20/24 | 1 |
| 16 (6) | at New Mexico State | 4/9/24 | 3 |
| 15 (5) | at New Mexico State* | 4/9/24 | 2 |
| 14 (4) | at New Mexico State* | 4/9/24 | 2 |
| 13 (3) | Stanford | 3/29/24 | 1 |
| 12 (2) | Northern Colorado* | 2/11/24 | 1 |
| 11 (1) | Northern Colorado* | 2/11/24 | 1 |
| 10 (10) | Cal | 5/7/23 | 3 |
| 9 (9) | Oregon State | 4/30/23 | 1 |
| 8 (8) | Oregon State | 4/29/23 | 2 |
| 7 (7) | UCLA* | 4/16/23 | 2 |
| 6 (6) | UCLA* | 4/16/23 | 1 |
| 5 (5) | at Stanford | 4/8/23 | 1 |
| 4 (4) | San Diego | 4/1/23 | 4 |
| 3 (3) | Utah | 3/29/23 | 4 |
| 2 (2) | Utah | 3/17/23 | 1 |
| 1 (1) | Weber State | 3/3/23 | 1 |

Tianna Bell

| No. | Opponent | Date | RBI |
|---------|--------------------|---------|-----|
| 32 (15) | at Syracuse | 5/2/25 | 3 |
| 31 (14) | at Syracuse | 5/2/25 | 1 |
| 30 (13) | at Stanford | 4/19/25 | 2 |
| 29 (12) | Florida State | 4/12/25 | 1 |
| 28 (11) | Pacific | 4/9/25 | 1 |
| 27 (10) | at Clemson | 3/29/25 | 1 |
| 26 (9) | at Clemson | 3/29/25 | 1 |
| 25 (8) | Georgia Tech | 3/14/25 | 2 |
| 24 (7) | Georgia Tech | 3/14/25 | 2 |
| 23 (6) | Boston College | 3/9/25 | 1 |
| 22 (5) | Boston College | 3/8/25 | 2 |
| 21 (4) | Boston College | 3/7/25 | 1 |
| 20 (3) | CSU Bakersfield | 3/1/25 | 2 |
| 19 (2) | vs. Southern Utah | 2/28/25 | 1 |
| 18 (1) | vs. Washington | 2/21/25 | 1 |
| 17 (12) | Oregon State | 5/4/24 | 1 |
| 16 (11) | at Arizona State | 4/26/24 | 3 |
| 15 (10) | Washington | 4/21/24 | 1 |
| 14 (9) | Washington | 4/19/24 | 2 |
| 13 (8) | Arizona | 3/23/24 | 2 |
| 12 (7) | at Oregon | 3/8/24 | 1 |
| 11 (6) | Boise State | 3/3/24 | 1 |
| 10 (5) | Boise State | 3/3/24 | 1 |
| 9 (4) | vs. Georgia | 3/2/24 | 1 |
| 8 (3) | vs. Seattle | 2/24/24 | 1 |
| 7 (2) | vs. Illinois | 2/23/24 | 2 |
| 6 (1) | vs. Illinois State | 2/17/24 | 1 |
| 5 (5) | Utah | 4/1/23 | 1 |
| 4 (4) | vs. Iowa | 2/25/23 | 2 |
| 3 (3) | vs. San Diego* | 2/11/23 | 3 |
| 2 (2) | vs. San Diego* | 2/11/23 | 2 |
| 1 (1) | vs. San Diego | 2/10/23 | 2 |

Ramsey Walker

| No. | Opponent | Date | RBI |
|-------|---------------------|--------|-----|
| 1 (1) | at Coastal Carolina | 2/7/26 | 3 |

Ashtyn Reichardt

| No. | Opponent | Date | RBI |
|-------|-----------|--------|-----|
| 1 (1) | vs. Akron | 2/8/26 | 3 |

* - Denotes Multi-HR game

ARKANSAS SEASON STATS



2026 Arkansas Softball Stats Overall Statistics for Arkansas (as of Feb 09, 2026) (All games Sorted by Batting avg)



Record: 4-1 Home: 0-0 Away: 1-0 Neutral: 3-1 Southeastern: 0-0

| Player | avg | gp-gs | ab | r | h | 2b | 3b | hr | rbi | tb | slg% | bb | hp | so | gdp | ob% | sf | sh | sb-att | po | a | e | fld% |
|---------------------|-------|-------|-----|----|----|----|----|----|-----|----|-------|----|----|----|-----|-------|----|----|--------|----|----|----|-------|
| 34 Jayden Ramos | 1.000 | 3-0 | 1 | 0 | 1 | 0 | 0 | 0 | 0 | 1 | 1.000 | 2 | 0 | 0 | 0 | 1.000 | 0 | 0 | 0-0 | 0 | 0 | 0 | .000 |
| 16 Ramsey Walker | .833 | 4-0 | 6 | 6 | 5 | 1 | 0 | 1 | 5 | 9 | 1.500 | 0 | 0 | 0 | 0 | .833 | 0 | 0 | 0-0 | 0 | 0 | 0 | .000 |
| 20 Tianna Bell | .611 | 5-5 | 18 | 8 | 11 | 2 | 0 | 0 | 4 | 13 | .722 | 0 | 0 | 0 | 0 | .611 | 0 | 0 | 0-0 | 30 | 0 | 0 | 1.000 |
| 1 Brinli Bain | .600 | 5-4 | 10 | 3 | 6 | 2 | 0 | 0 | 7 | 8 | .800 | 4 | 0 | 0 | 0 | .714 | 0 | 0 | 0-0 | 21 | 3 | 0 | 1.000 |
| 17 Kennedy Miller | .571 | 4-3 | 7 | 5 | 4 | 1 | 0 | 1 | 7 | 8 | 1.143 | 1 | 0 | 0 | 0 | .625 | 0 | 0 | 0-0 | 13 | 0 | 0 | 1.000 |
| 5 Ashtyn Reichardt | .500 | 3-0 | 4 | 2 | 2 | 0 | 0 | 1 | 4 | 5 | 1.250 | 0 | 0 | 1 | 1 | .500 | 0 | 0 | 0-0 | 0 | 0 | 0 | .000 |
| 8 Kyler Del Duca | .500 | 5-0 | 2 | 1 | 1 | 0 | 0 | 0 | 0 | 1 | .500 | 1 | 0 | 1 | 0 | .667 | 0 | 0 | 0-0 | 0 | 2 | 0 | 1.000 |
| 46 Kailey Wyckoff | .417 | 5-5 | 12 | 7 | 5 | 1 | 0 | 0 | 5 | 6 | .500 | 2 | 1 | 1 | 0 | .533 | 0 | 0 | 0-0 | 2 | 0 | 0 | 1.000 |
| 6 Ella McDowell | .400 | 5-5 | 15 | 6 | 6 | 1 | 0 | 1 | 3 | 10 | .667 | 3 | 0 | 1 | 0 | .500 | 0 | 0 | 0-0 | 2 | 7 | 2 | .818 |
| 26 Atalyia Rijo | .385 | 5-5 | 13 | 6 | 5 | 1 | 0 | 1 | 4 | 9 | .692 | 1 | 1 | 3 | 0 | .467 | 0 | 0 | 0-0 | 3 | 4 | 1 | .875 |
| 14 Karlie Davison | .333 | 5-5 | 9 | 1 | 3 | 1 | 0 | 0 | 2 | 4 | .444 | 1 | 2 | 1 | 0 | .462 | 1 | 0 | 0-0 | 2 | 6 | 0 | 1.000 |
| 25 Cam Harrison | .333 | 5-3 | 6 | 2 | 2 | 0 | 0 | 0 | 3 | 2 | .333 | 4 | 0 | 1 | 0 | .600 | 0 | 0 | 0-0 | 0 | 1 | 0 | 1.000 |
| 23 Reagan Johnson | .235 | 5-5 | 17 | 4 | 4 | 1 | 0 | 0 | 6 | 5 | .294 | 2 | 0 | 2 | 0 | .316 | 0 | 0 | 3-3 | 7 | 0 | 0 | 1.000 |
| 22 Dakota Kennedy | .222 | 5-5 | 18 | 6 | 4 | 1 | 0 | 1 | 2 | 8 | .444 | 1 | 0 | 3 | 0 | .263 | 0 | 0 | 1-1 | 3 | 0 | 0 | 1.000 |
| 12 Payton Burnham | .000 | 2-1 | 2 | 0 | 0 | 0 | 0 | 0 | 0 | 0 | .000 | 0 | 0 | 1 | 0 | .000 | 0 | 0 | 0-0 | 1 | 0 | 0 | 1.000 |
| 21 Ava Carter | .000 | 2-0 | 2 | 0 | 0 | 0 | 0 | 0 | 0 | 0 | .000 | 0 | 0 | 0 | 0 | .000 | 0 | 0 | 0-0 | 0 | 0 | 0 | .000 |
| 13 Kasey Wood | .000 | 4-0 | 1 | 2 | 0 | 0 | 0 | 0 | 0 | 0 | .000 | 0 | 0 | 0 | 0 | .000 | 0 | 0 | 0-0 | 0 | 0 | 0 | .000 |
| 45 Jayden Wells | .000 | 1-0 | 0 | 1 | 0 | 0 | 0 | 0 | 0 | 0 | .000 | 0 | 0 | 0 | 0 | .000 | 0 | 0 | 0-0 | 0 | 0 | 0 | .000 |
| 32 Saylor Timmerman | .000 | 1-1 | 0 | 0 | 0 | 0 | 0 | 0 | 0 | 0 | .000 | 0 | 0 | 0 | 0 | .000 | 0 | 0 | 0-0 | 0 | 2 | 0 | 1.000 |
| Totals | .413 | 5 | 143 | 60 | 59 | 12 | 0 | 6 | 52 | 89 | .622 | 22 | 4 | 15 | 1 | .500 | 1 | 0 | 4-4 | 84 | 27 | 3 | .974 |
| Opponents | .196 | 5 | 107 | 10 | 21 | 4 | 0 | 3 | 10 | 34 | .318 | 5 | 1 | 35 | 2 | .239 | 0 | 0 | 0-1 | 82 | 34 | 11 | .913 |

LOB - Team (28), Opp (19). DPs turned - Team (2), Opp (1).

(All games Sorted by Earned run avg)

| Player | era | w-l | app | gs | cg | sho | sv | ip | h | r | er | bb | so | 2b | 3b | hr | b/avg | wp | hp | bk | sfa | sha |
|-------------------------|-------|-----|-----|----|----|-----|----|------|----|----|----|----|----|----|----|----|-------|----|----|----|-----|-----|
| 32 Saylor Timmerman | 0.00 | 1-0 | 2 | 1 | 0 | 0/0 | 0 | 5.0 | 1 | 1 | 0 | 3 | 3 | 0 | 0 | 0 | .059 | 1 | 0 | 0 | 0 | 0 |
| 15 LillieFaye McWhorter | 0.00 | 0-0 | 1 | 0 | 0 | 0/0 | 0 | 0.2 | 1 | 0 | 0 | 0 | 1 | 1 | 0 | 0 | .333 | 0 | 0 | 0 | 0 | 0 |
| 25 Cam Harrison | 0.88 | 0-0 | 2 | 0 | 0 | 0/0 | 1 | 8.0 | 4 | 1 | 1 | 2 | 8 | 0 | 0 | 0 | .154 | 0 | 1 | 0 | 0 | 0 |
| 11 Robyn Herron | 1.68 | 2-0 | 2 | 2 | 0 | 0/0 | 0 | 8.1 | 4 | 2 | 2 | 0 | 15 | 2 | 0 | 1 | .133 | 0 | 0 | 0 | 0 | 0 |
| 12 Payton Burnham | 5.25 | 1-1 | 2 | 2 | 0 | 0/0 | 0 | 4.0 | 5 | 3 | 3 | 0 | 8 | 1 | 0 | 1 | .278 | 0 | 0 | 0 | 0 | 0 |
| 4 Reis Beuerlein | 7.00 | 0-0 | 1 | 0 | 0 | 0/0 | 0 | 1.0 | 3 | 1 | 1 | 0 | 0 | 0 | 0 | 0 | .500 | 0 | 0 | 0 | 0 | 0 |
| 99 Lexi King | 14.00 | 0-0 | 1 | 0 | 0 | 0/0 | 0 | 1.0 | 3 | 2 | 2 | 0 | 0 | 0 | 0 | 1 | .429 | 0 | 0 | 0 | 0 | 0 |
| Totals | 2.25 | 4-1 | 5 | 5 | 0 | 0/0 | 1 | 28.0 | 21 | 10 | 9 | 5 | 35 | 4 | 0 | 3 | .196 | 1 | 1 | 0 | 0 | 0 |
| Opponents | 11.78 | 1-4 | 5 | 5 | 1 | 0/0 | 0 | 27.1 | 59 | 60 | 46 | 22 | 15 | 12 | 0 | 6 | .413 | 4 | 4 | 0 | 1 | 0 |

PB - Team (1), Miller 1, Opp (4). SBA/ATT - Harrison, Ca (0-1), Bain (0-1).

ARKANSAS SEC ONLY SEASON STATS (2025)



2025 Arkansas Season Stats Conference statistics for Arkansas (as of May 03, 2025) (games only Sorted by Batting avg)



Record: 14-10 Home: 7-5 Away: 7-5 : 14-10

| Player | avg | gp-gs | ab | r | h | 2b | 3b | hr | rbi | tb | slg% | bb | hp | so | gdp | ob% | sf | sh | sb-att | po | a | e | fld% |
|--------------------|------|-------|-----|-----|-----|----|----|----|-----|-----|------|-----|----|-----|-----|------|----|----|--------|-----|-----|----|-------|
| 77 Bri Ellis | .397 | 24-24 | 58 | 26 | 23 | 1 | 0 | 11 | 29 | 57 | .983 | 27 | 7 | 12 | 0 | .606 | 2 | 0 | 2-2 | 124 | 7 | 0 | 1.000 |
| 23 Reagan Johnson | .381 | 24-24 | 84 | 20 | 32 | 1 | 0 | 0 | 5 | 33 | .393 | 17 | 1 | 14 | 0 | .490 | 0 | 0 | 4-5 | 47 | 2 | 0 | 1.000 |
| 6 Ella McDowell | .366 | 24-24 | 82 | 15 | 30 | 3 | 1 | 3 | 25 | 44 | .537 | 8 | 2 | 7 | 2 | .435 | 0 | 0 | 0-0 | 25 | 28 | 2 | .964 |
| 46 Kailey Wyckoff | .272 | 24-24 | 81 | 14 | 22 | 8 | 0 | 1 | 18 | 33 | .407 | 10 | 2 | 17 | 0 | .362 | 1 | 0 | 0-0 | 21 | 1 | 1 | .957 |
| 7 Courtney Day | .266 | 22-22 | 64 | 13 | 17 | 4 | 0 | 6 | 21 | 39 | .609 | 11 | 4 | 10 | 2 | .400 | 1 | 1 | 0-0 | 1 | 0 | 0 | 1.000 |
| 26 Aталyia Rijo | .254 | 24-24 | 71 | 7 | 18 | 5 | 1 | 1 | 12 | 28 | .394 | 5 | 2 | 8 | 1 | .313 | 2 | 4 | 0-0 | 38 | 29 | 4 | .944 |
| 1 Raigan Kramer | .236 | 24-24 | 72 | 19 | 17 | 2 | 0 | 0 | 6 | 19 | .264 | 24 | 2 | 14 | 0 | .439 | 0 | 1 | 0-0 | 50 | 0 | 1 | .980 |
| 14 Karlie Davison | .208 | 24-24 | 72 | 9 | 15 | 2 | 1 | 3 | 6 | 28 | .389 | 2 | 5 | 15 | 0 | .275 | 1 | 2 | 0-0 | 40 | 50 | 1 | .989 |
| 17 Kennedy Miller | .158 | 24-23 | 57 | 4 | 9 | 0 | 0 | 1 | 8 | 12 | .211 | 4 | 4 | 8 | 1 | .258 | 1 | 1 | 0-0 | 128 | 17 | 1 | .993 |
| ----- | | | | | | | | | | | | | | | | | | | | | | | |
| 25 Cam Harrison | .500 | 11-2 | 4 | 0 | 2 | 0 | 0 | 0 | 1 | 2 | .500 | 1 | 0 | 1 | 0 | .600 | 0 | 0 | 0-0 | 0 | 1 | 0 | 1.000 |
| 28 Carlee Ratcliff | .222 | 9-1 | 9 | 0 | 2 | 0 | 0 | 0 | 0 | 2 | .222 | 2 | 1 | 2 | 0 | .417 | 0 | 0 | 0-0 | 0 | 0 | 0 | .000 |
| 34 Jayden Ramos | .000 | 2-1 | 4 | 0 | 0 | 0 | 0 | 0 | 0 | 0 | .000 | 0 | 0 | 0 | 1 | .000 | 0 | 0 | 0-0 | 0 | 0 | 0 | .000 |
| 21 Ava Carter | .000 | 9-1 | 2 | 3 | 0 | 0 | 0 | 0 | 0 | 0 | .000 | 0 | 0 | 2 | 0 | .000 | 0 | 0 | 0-0 | 1 | 0 | 0 | 1.000 |
| 12 Payton Burnham | .000 | 13-8 | 1 | 0 | 0 | 0 | 0 | 0 | 0 | 0 | .000 | 0 | 0 | 0 | 0 | .000 | 0 | 0 | 0-0 | 2 | 4 | 1 | .857 |
| 16 Ramsey Walker | .000 | 21-0 | 1 | 3 | 0 | 0 | 0 | 0 | 0 | 0 | .000 | 0 | 0 | 0 | 0 | .000 | 0 | 0 | 0-0 | 4 | 0 | 1 | .800 |
| 45 Jayden Wells | .000 | 4-0 | 0 | 4 | 0 | 0 | 0 | 0 | 0 | 0 | .000 | 0 | 0 | 0 | 0 | .000 | 0 | 0 | 0-0 | 0 | 0 | 0 | .000 |
| 99 Lexi King | .000 | 2-0 | 0 | 0 | 0 | 0 | 0 | 0 | 0 | 0 | .000 | 0 | 0 | 0 | 0 | .000 | 0 | 0 | 0-0 | 0 | 0 | 0 | .000 |
| 4 Reis Beuerlein | .000 | 9-3 | 0 | 0 | 0 | 0 | 0 | 0 | 0 | 0 | .000 | 0 | 0 | 0 | 0 | .000 | 0 | 0 | 0-0 | 0 | 3 | 0 | 1.000 |
| 13 Kasey Wood | .000 | 10-0 | 0 | 5 | 0 | 0 | 0 | 0 | 0 | 0 | .000 | 0 | 0 | 0 | 0 | .000 | 0 | 0 | 0-0 | 0 | 0 | 0 | .000 |
| 11 Robyn Herron | .000 | 18-11 | 0 | 0 | 0 | 0 | 0 | 0 | 0 | 0 | .000 | 0 | 0 | 0 | 0 | .000 | 0 | 0 | 0-0 | 3 | 8 | 0 | 1.000 |
| Totals | .282 | 24 | 662 | 142 | 187 | 26 | 3 | 26 | 131 | 297 | .449 | 111 | 30 | 110 | 7 | .404 | 8 | 9 | 6-7 | 484 | 150 | 12 | .981 |
| Opponents | .256 | 24 | 622 | 116 | 159 | 26 | 1 | 25 | 111 | 262 | .421 | 117 | 14 | 134 | 10 | .382 | 6 | 6 | 20-24 | 478 | 146 | 28 | .957 |

(games only Sorted by Earned run avg)

| Player | era | w-l | app | gs | cg | sho | sv | ip | h | r | er | bb | so | 2b | 3b | hr | b/avg | wp | hp | bk | sfa | sha |
|-------------------|-------|-------|-----|----|----|-----|----|-------|-----|-----|-----|-----|-----|----|----|----|-------|----|----|----|-----|-----|
| 11 Robyn Herron | 3.41 | 7-5 | 18 | 11 | 5 | 0/1 | 3 | 76.0 | 63 | 47 | 37 | 51 | 78 | 10 | 0 | 9 | .223 | 6 | 11 | 0 | 2 | 1 |
| 12 Payton Burnham | 3.66 | 6-1 | 13 | 8 | 1 | 1/1 | 2 | 51.2 | 55 | 32 | 27 | 30 | 30 | 10 | 0 | 8 | .268 | 3 | 1 | 0 | 0 | 3 |
| 4 Reis Beuerlein | 5.35 | 0-1 | 9 | 3 | 0 | 0/0 | 0 | 17.0 | 13 | 15 | 13 | 18 | 12 | 2 | 0 | 2 | .210 | 1 | 1 | 0 | 2 | 0 |
| 25 Cam Harrison | 7.88 | 1-2 | 8 | 2 | 0 | 0/0 | 0 | 16.0 | 24 | 18 | 18 | 17 | 14 | 2 | 1 | 5 | .364 | 4 | 1 | 0 | 2 | 2 |
| ----- | | | | | | | | | | | | | | | | | | | | | | |
| 99 Lexi King | 42.00 | 0-1 | 2 | 0 | 0 | 0/0 | 0 | 0.2 | 4 | 4 | 4 | 1 | 0 | 2 | 0 | 1 | .667 | 0 | 0 | 0 | 0 | 0 |
| Totals | 4.30 | 14-10 | 24 | 24 | 6 | 2/1 | 5 | 161.1 | 159 | 116 | 99 | 117 | 134 | 26 | 1 | 25 | .256 | 14 | 14 | 0 | 6 | 6 |
| Opponents | 4.96 | 10-14 | 24 | 24 | 6 | 2/0 | 3 | 159.1 | 187 | 142 | 113 | 111 | 110 | 26 | 3 | 26 | .282 | 11 | 30 | 0 | 8 | 9 |

RESULTS

| DATE | OPPONENT | RESULT | SCORE | OVERALL | CONFERENCE | PITCHER OF RECORD | ATTENDANCE | TIME |
|--------------|---------------------|--------|----------|---------|------------|--------------------|------------|------|
| Feb. 6, 2026 | vs Virginia | W | 17-1 (5) | 1-0-0 | 0-0-0 | Herron (W, 1-0) | 438 | 1:28 |
| Feb 6, 2026 | vs Akron | W | 9-1 (6) | 2-0-0 | 0-0-0 | Timmerman (W, 1-0) | 430 | 1:42 |
| Feb 7, 2026 | vs Virginia | L | 2-4 | 2-1-0 | 0-0-0 | Burnham (L, 0-1) | 370 | 1:55 |
| Feb 7, 2026 | at Coastal Carolina | W | 11-1 (5) | 3-1-0 | 0-0-0 | Herron (W, 1-0) | 495 | 1:55 |
| Feb 8, 2026 | vs Akron | W | 21-3 (5) | 4-1-0 | 0-0-0 | Burnham (W, 1-1) | 303 | 1:55 |

* = Conference game

() extra inning or run-rule game

ARKANSAS GAME-BY-GAME TEAM STATS

BATTING

| Date | Opponent | ab | r | h | rbi | 2b | 3b | hr | tb | bb | ibb | sb | cs | hbp | sac | sf | gdp | k | po | a | e | lob | avg |
|---------------|---------------------|------------|-----------|-----------|-----------|-----------|----------|----------|-----------|-----------|----------|----------|----------|----------|----------|----------|----------|-----------|-----------|-----------|----------|-----------|-------------|
| Feb 06 | vs Virginia | 30 | 17 | 14 | 15 | 3 | 0 | 1 | 22 | 6 | 0 | 0 | 0 | 1 | 0 | 0 | 1 | 3 | 15 | 3 | 0 | 5 | .466 |
| Feb 06 | vs Akron | 27 | 9 | 11 | 8 | 3 | 0 | 0 | 14 | 9 | 0 | 1 | 0 | 0 | 0 | 1 | 0 | 0 | 18 | 7 | 1 | 12 | .456 |
| Feb 07 | vs Virginia | 26 | 2 | 5 | 2 | 1 | 0 | 0 | 6 | 0 | 0 | 0 | 0 | 0 | 0 | 0 | 0 | 7 | 21 | 7 | 0 | 3 | .373 |
| Feb 07 | at Coastal Carolina | 27 | 11 | 11 | 8 | 2 | 0 | 1 | 16 | 2 | 0 | 1 | 0 | 0 | 0 | 0 | 0 | 5 | 15 | 4 | 1 | 3 | .382 |
| Feb 08 | vs Akron | 33 | 21 | 18 | 19 | 3 | 0 | 4 | 33 | 5 | 0 | 2 | 0 | 3 | 0 | 0 | 0 | 0 | 15 | 5 | 1 | 5 | .413 |
| Totals | | 143 | 60 | 59 | 52 | 12 | 0 | 6 | 91 | 22 | 0 | 4 | 0 | 4 | 0 | 1 | 1 | 15 | 84 | 26 | 3 | 28 | .413 |

PITCHING

| Date | Opponent | ip | h | r | er | bb | so | 2b | 3b | hr | wp | bk | hbp | dp | ibb | score | w-l | sv | era |
|---------------|---------------------|-------------|-----------|-----------|----------|----------|-----------|----------|----------|----------|----------|----------|----------|----------|----------|--------------|------------|----------|-------------|
| Feb 06 | vs Virginia | 5.0 | 3 | 1 | 1 | 1 | 6 | 1 | 0 | 1 | 1 | 0 | 0 | 0 | 0 | 17-1 | 1-0 | 0 | 1.40 |
| Feb 06 | vs Akron | 6.0 | 2 | 1 | 0 | 2 | 5 | 0 | 0 | 0 | 0 | 0 | 1 | 1 | 0 | 9-1 | 2-0 | 1 | 0.64 |
| Feb 07 | vs Virginia | 7.0 | 7 | 4 | 4 | 2 | 6 | 1 | 0 | 1 | 0 | 0 | 0 | 1 | 0 | 2-4 | 2-1 | 1 | 1.94 |
| Feb 07 | at Coastal Carolina | 5.0 | 2 | 1 | 1 | 0 | 11 | 2 | 0 | 0 | 0 | 0 | 0 | 0 | 0 | 11-1 | 3-1 | 1 | 1.83 |
| Feb 08 | vs Akron | 5.0 | 7 | 3 | 3 | 0 | 7 | 0 | 0 | 1 | 0 | 0 | 0 | 0 | 0 | 21-3 | 4-1 | 1 | 2.25 |
| Totals | | 28.0 | 21 | 10 | 9 | 5 | 35 | 4 | 0 | 3 | 1 | 0 | 1 | 2 | 0 | 60-10 | 4-1 | 1 | 2.25 |

HOME RUN TRACKER

| # | DATE | PLAYER | OPPONENT | SITE | # OF RUNS | INNING | LINEUP SPOT | GAME RESULT |
|---|--------------|-------------------|---------------------|--------------|-----------|--------|-------------|-------------|
| 1 | Feb. 6, 2026 | Ella McDowell | vs. Virginia | Conway, S.C. | 2 | 1 | 3 | W, 17-1 (5) |
| 2 | Feb. 7, 2026 | Ramsey Walker* | at Coastal Carolina | Conway, S.C. | 3 | 5 | 9* | W, 11-1 (5) |
| 3 | Feb. 8, 2026 | Kennedy Miller+ | vs. Akron | Conway, S.C. | 4 | 1 | 8 | W, 21-3 (5) |
| 4 | Feb. 8, 2026 | Dakota Kennedy | vs. Akron | Conway, S.C. | 1 | 2 | 1 | W, 21-3 (5) |
| 5 | Feb. 8, 2026 | Ashtyn Reichardt! | vs. Akron | Conway, S.C. | 3 | 5 | 6 | W, 21-3 (5) |
| 6 | Feb. 8, 2026 | Atalyia Rijo! | vs. Akron | Conway, S.C. | 1 | 5 | 7 | W, 21-3 (5) |

! - back-to-back | * - pinch hitter | # - go ahead | \$ - walk off | + - grand slam | ^ - run-rule walk-off

GAME HIGHS

TEAM GAME HIGHS

Hitting
At bats: 33 - vs Akron (Feb 08, 2026 at Conway, S.C.)
Runs scored: 21 - vs Akron (Feb 08, 2026 at Conway, S.C.)
Hits: 18 - vs Akron (Feb 08, 2026 at Conway, S.C.)
RBIs: 19 - vs Akron (Feb 08, 2026 at Conway, S.C.)
Doubles: 3 - vs Virginia (Feb 06, 2026 at Conway, S.C.)
Triples: 2 - vs Lipscomb (Feb 07, 2025 at San Marcos, Texas)
Home runs: 4 - vs Akron (Feb 08, 2026 at Conway, S.C.)
Total bases: 33 - vs Akron (Feb 08, 2026 at Conway, S.C.)
Walks: 9 - vs Akron (Feb 06, 2026 at Conway, S.C.)
Strikeouts: 7 - vs Virginia (Feb 07, 2026 at Conway, S.C.)
Sac flies: 1 - vs Akron (Feb 06, 2026 at Conway, S.C.)
Stolen bases: 2 - vs Akron (Feb 08, 2026 at Conway, S.C.)
Hit by pitch: 3 - vs Akron (Feb 08, 2026 at Conway, S.C.)
Runners LOB: 12 - vs Akron (Feb 06, 2026 at Conway, S.C.)
Hit into DP: 1 - Virginia (Feb 06, 2026 at Conway, S.C.)

Fielding
Assists: 7 - (2 Times)
Errors: 1 - (3 Times)
DPs turned: 1 - (2 Times)

Pitching
Innings pitched: 7.0 - vs Virginia (Feb 07, 2026 at Conway, S.C.)
Runs allowed: 4 - vs Virginia (Feb 07, 2026 at Conway, S.C.)
Earned runs: 4 - vs Virginia (Feb 07, 2026 at Conway, S.C.)
Walks allowed: 2 - (2 Times)
Strikeouts: 11 - at Coastal Carolina (Feb 07, 2026)
Hits allowed: 7 - vs Virginia (Feb 07, 2026 at Conway, S.C.)
Doubles allowed: 2 - at Coastal Carolina (Feb 07, 2026)
Triples allowed: N/A
Homers allowed: 1 - (3 Times)
Wild pitches: 1 - vs Virginia (Feb 07, 2026 at Conway, S.C.)
Hit batters: 1 - vs Akron (Feb 06, 2026 at Conway, S.C.)

INDIVIDUAL GAME HIGHS

Hitting
At bats: 5 - Tianna Bell vs Akron (Feb 08, 2026 at Conway, S.C.)
Runs scored: 3 - (5 Times)
Hits: 3 - (5 Times)
RBIs: 5 - Kennedy Miller vs Akron (Feb 08, 2026 at Conway, S.C.)
Doubles: 2 - Tianna Bell at Coastal Carolina (Feb 07, 2026)
Triples: 1 - (10 Times)
Home runs: 1 - (6 Times)
Total bases: 7 - (2 Times)
Walks: 3 - Cam Harrison vs Akron (Feb 06, 2026 at Conway, S.C.)
Strikeouts: 2 - (3 Times)
Sac hits: N/A
Sac flies: 1 - Karlie Davison vs Akron (Feb 06, 2026 at Conway, S.C.)
Stolen bases: 1 - (4 Times)
Hit by pitch: 1 - (4 Times)
Runners LOB: 3 - Dakota Kennedy vs Virginia (Feb 06, 2026 at Conway, S.C.)

Fielding
Putouts: 10 - Brinli Bain at Coastal Carolina (Feb 07, 2026)
Assists: 3 - (2 Times)
Errors: 1 - (3 Times)

Pitching
Innings pitched: 6.0 - Cam Harrison vs Virginia (Feb 07, 2026 at Conway, S.C.)
Runs allowed: 3 - Payton Burnham Virginia (Feb 07, 2026 at Conway, S.C.)
Earned runs: 3 - Payton Burnham Virginia (Feb 07, 2026 at Conway, S.C.)
Walks allowed: 2 - (2 Times)
Strikeouts: 10 - Robyn Herron at Coastal Carolina (Feb 07, 2026)
Hits allowed: 4 - Payton Burnham Virginia (Feb 07, 2026 at Conway, S.C.)
Doubles allowed: 1 - (4 Times)
Triples allowed: N/A
Homers allowed: 1 - (3 Times)
Wild pitches: 1 - Saylor Timmerman vs Virginia (Feb 06, 2026 at Conway, S.C.)
Hit batters: 1 - Cam Harrison vs Akron (Feb 06, 2026 at Conway, S.C.)

GAME BY GAME STARTERS | BY POSITION

| DATE | OPPONENT | SP | C | 1B | 2B | 3B | SS | LF | CF | RF | DP |
|------|--------------|-----------|--------|------|---------|----------|------|---------|---------|---------|----------|
| F6 | vs. Virginia | Herron | Miller | Bell | Davison | McDowell | Rijo | Kennedy | Johnson | Wyckoff | Harrison |
| F6 | vs. Akron | Timmerman | Bain | Bell | Davison | McDowell | Rijo | Kennedy | Johnson | Wyckoff | Harrison |
| F7 | vs. Virginia | Burnham | Miller | Bell | Davison | McDowell | Rijo | Kennedy | Johnson | Wyckoff | Bain |
| F7 | at Coastal | Herron | Bain | Bell | Davison | McDowell | Rijo | Kennedy | Johnson | Wyckoff | Harrison |
| F8 | vs. Akron | Burnham | Bain | Bell | Davison | McDowell | Rijo | Kennedy | Johnson | Wyckoff | Miller |

GAME BY GAME STARTERS | BY BATTING ORDER

| DATE | OPPONENT | 1 | 2 | 3 | 4 | 5 | 6 | 7 | 8 | 9 | FLEX/P |
|------|---------------------|---------|---------|----------|------|---------|----------|----------|--------|---------|-----------|
| F6 | vs. Virginia | Johnson | Kennedy | McDowell | Bell | Rijo | Wyckoff | Harrison | Miller | Davison | Herron |
| F6 | vs. Akron | Johnson | Kennedy | McDowell | Bell | Rijo | Wyckoff | Miller | Bain | Davison | Timmerman |
| F7 | vs. Virginia | Johnson | Kennedy | McDowell | Bell | Wyckoff | Rijo | Bain | Miller | Davison | Burnham |
| F7 | at Coastal Carolina | Johnson | Kennedy | McDowell | Bell | Bain | Harrison | Wyckoff | Rijo | Davison | Herron |
| F8 | vs. Akron | Kennedy | Johnson | McDowell | Bell | Bain | Wyckoff | Rijo | Miller | Davison | Burnham |



BRINLI BAIN • Brynn-lee

C/INF • L/R • 5-5 • Freshman
Eagleville, Tenn. • Eagleville HS

1

CAREER STATS

| Year | Avg. | GP-GS | AB | R | H | 2B | 3B | HR | RBI | TB | SLG% | BB | HBP | SO | GDP | OBP | SF | SH | SB-ATT | PO | A | E | FLD% |
|-------|------|-------|----|---|---|----|----|----|-----|----|------|----|-----|----|-----|------|----|----|--------|----|---|---|-------|
| 2026 | .600 | 5-4 | 10 | 3 | 6 | 2 | 0 | 0 | 7 | 8 | .800 | 4 | 0 | 0 | 0 | .714 | 0 | 0 | 0-0 | 22 | 2 | 0 | 1.000 |
| TOTAL | .600 | 5-4 | 10 | 3 | 6 | 2 | 0 | 0 | 7 | 8 | .800 | 4 | 0 | 0 | 0 | .714 | 0 | 0 | 0-0 | 22 | 2 | 0 | 1.000 |

SEASON HIGHS

| Category | No. | Opponent (Last) | Date |
|-----------|-----|-----------------------|--------|
| Hits | 2 | 2x (Coastal Carolina) | 2/7/26 |
| Doubles | 1 | 2x (Virginia) | 2/7/26 |
| Triples | - | - | - |
| Home Runs | - | - | - |
| RBI's | 4 | Akron | 2/6/26 |
| Runs | 2 | Akron | 2/8/26 |
| Walks | 2 | Akron | 2/8/26 |
| ABs | 4 | Akron | 2/6/26 |

CAREER HIGHS

| Category | No. | Opponent (Last) | Date |
|-----------|-----|-----------------------|--------|
| Hits | 2 | 2x (Coastal Carolina) | 2/7/26 |
| Doubles | 1 | 2x (Virginia) | 2/7/26 |
| Triples | - | - | - |
| Home Runs | - | - | - |
| RBI's | 4 | Akron | 2/6/26 |
| Runs | 2 | Akron | 2/8/26 |
| Walks | 2 | Akron | 2/8/26 |
| ABs | 4 | Akron | 2/6/26 |

PLAYER PROFILE

- » Prepped at Eagleville High School in Eagleville, Tenn. Where she earned district MVP honors in addition to earning all-region, all-mid state and all-state recognition while leading Eagleville to two state championships.
- » Posted a .632 batting average with 60 hits in 95 at-bats while collecting nine home runs, 29 walks and 51 RBI while leading Eagleville to a 20-5 mark and a state championship 2025.
- » Played varsity as an eighth grader while prepping at Eagleville.
- » Saw significant playing time at both catcher and second base during the fall season.
- » Rated as the No. 9 prospect nationally in the 2025 class by Perfect Game
- » Registered a .512 batting average with 246 hits, 39 home runs, 209 RBI and 112 walks during her high school career.
- » Also played basketball at Eagleville, scoring over 1000 career points while earning all-district and all-region honors. Averaged 17.7 points per game as a senior.
- » Father Tommy played baseball at Volunteer State Community College from 1992-1994 while her mother Tiffini played softball there from 1993-1995. Father, Tommy was also her assistant coach at Eagleville.

CAREER HONORS

- » No. 9 prospect nationally (Perfect Game)
- » Miss Tennessee Softball (2025)
- » TSWA 2025 First-Team All-State (2025, 2024, 2023)
- » Murfreesboro Daily News Journal All-Area (2025, 2024, 2023)

GAME-BY-GAME

| Date | Opponent | Pos | AB | R | H | RBI | 2B | 3B | HR | BB | SB | CS | HBP | SAC | SF | GDP | K | PO | A | E | AVG |
|--------|---------------------|-------|----|---|---|-----|----|----|----|----|----|----|-----|-----|----|-----|---|----|---|---|-------|
| Feb 06 | vs Virginia | ph/c | 1 | 0 | 1 | 2 | 0 | 0 | 0 | 1 | 0 | 0 | 0 | 0 | 0 | 0 | 0 | 2 | 0 | 0 | 0.000 |
| Feb 06 | vs Akron | *c | 4 | 0 | 2 | 4 | 1 | 0 | 0 | 0 | 0 | 0 | 0 | 0 | 0 | 0 | 0 | 5 | 1 | 0 | .600 |
| Feb 07 | vs Virginia | *c/dh | 3 | 0 | 1 | 1 | 1 | 0 | 0 | 0 | 0 | 0 | 0 | 0 | 0 | 0 | 0 | 0 | 0 | 0 | .500 |
| Feb 07 | at Coastal Carolina | *c | 2 | 1 | 2 | 0 | 0 | 0 | 0 | 1 | 0 | 0 | 0 | 0 | 0 | 0 | 0 | 10 | 1 | 0 | .600 |
| Feb 08 | vs Akron | *c | 0 | 2 | 0 | 0 | 0 | 0 | 0 | 2 | 0 | 0 | 0 | 0 | 0 | 0 | 0 | 5 | 0 | 0 | .600 |
| Totals | | 4gs | 10 | 3 | 6 | 7 | 2 | 0 | 0 | 4 | 0 | 0 | 0 | 0 | 0 | 0 | 0 | 22 | 2 | 0 | .600 |



REIS BEUERLEIN • BUR-line

RHP • R/R • 5-9 • Senior
Cave Creek, Ariz. • Pinnacle HS / Mississippi State

4

CAREER STATS

| Year | ERA | W-L | APP | GS | CG | SHO | SV | IP | H | R | ER | BB | SO | 2B | 3B | HR | BF | B.AVG | WP | HBP | BK | SF | SH |
|-------|------|------|-----|----|----|-----|----|-------|-----|----|----|----|-----|----|----|----|-----|-------|----|-----|----|----|----|
| 2023 | 3.13 | 5-4 | 26 | 9 | 1 | 0/1 | 0 | 76.0 | 83 | 41 | 34 | 33 | 69 | 10 | 2 | 7 | 349 | .269 | 12 | 0 | 0 | 4 | 3 |
| 2024 | 2.05 | 2-2 | 10 | 8 | 1 | 1/1 | 0 | 30.2 | 31 | 13 | 9 | 9 | 12 | 4 | 0 | 2 | 130 | .263 | 4 | 1 | 0 | 1 | 1 |
| 2025 | 5.16 | 3-1 | 18 | 8 | 1 | 1/1 | 0 | 40.0 | 32 | 30 | 26 | 24 | 43 | 6 | 0 | 4 | 181 | .218 | 3 | 4 | 0 | 4 | 2 |
| 2026 | 7.00 | 0-0 | 1 | 0 | 0 | 0 | 0 | 1.0 | 3 | 1 | 1 | 0 | 0 | 0 | 0 | 0 | 6 | .500 | 0 | 0 | 0 | 0 | 0 |
| TOTAL | 3.49 | 10-8 | 56 | 25 | 3 | 2/4 | 0 | 148.1 | 151 | 89 | 74 | 67 | 124 | 22 | 2 | 14 | 667 | .261 | 19 | 5 | 0 | 9 | 6 |

SEASON HIGHS (2025)

| Category | No. | Opponent (Last) | Date |
|----------------|-----|-----------------|--------|
| Innings | 1.0 | Akron | 2/8/26 |
| Longest Start | - | - | - |
| Shortest Start | - | - | - |
| Longest Relief | 1.0 | Akron | 2/8/26 |
| Hits | 3 | Akron | 2/8/26 |
| Runs | 1 | Akron | 2/8/26 |
| Earned Runs | 1 | Akron | 2/8/26 |
| Walks | 0 | Akron | 2/8/26 |
| Strikeouts | - | - | - |

CAREER HIGHS

| Category | No. | Opponent (Last) | Date |
|----------------|-----|-----------------|---------|
| Innings | 7.0 | Purdue | 3/15/23 |
| Longest Start | 7.0 | Purdue | 3/15/23 |
| Shortest Start | 0.0 | Florida | 4/6/25 |
| Longest Relief | 5.1 | Tennessee | 3/24/25 |
| Hits | 7 | Auburn | 5/5/23 |
| Runs | 4 | 6x (Illinois) | 2/28/25 |
| Earned Runs | 4 | 4x (UCLA) | 2/22/25 |
| Walks | 4 | 3x (Auburn) | 5/7/23 |
| Strikeouts | 14 | Purdue | 3/15/23 |

PLAYER PROFILE

- » Transferred to Arkansas after spending her freshman season at Mississippi State in 2023.
- » Pitched a five-inning perfect game on April 18, 2025 against Colorado State. Striking out two of her 15 batters faced while only throwing 46 pitches. Her 46 pitches were the fewest in a perfect game nationally since Liberty's Megan Johnson threw 39 during a perfect game against Texas Southern on March 6, 2020.
- » Made a team-high 26 appearances with nine starts while posting a 3.13 ERA and striking out 69 batters in 76 innings of work at Mississippi State (2023).
- » Prepped at Pinnacle High School in Phoenix, Ariz., where she led the state of Arizona in wins (23) as a senior in 2022.
- » Has over 100 cousins due to her father being one of 12 children. Second cousin is former NFL QB Steve Beuerlein
- » Father Ed Beuerlein was drafted by the Milwaukee Brewers in the 14th round of the 1986 MLB draft before playing collegiately at Louisiana Tech and playing three years in the Houston Astros farm system.
- » Majoring in Information Systems Business Analytics

CAREER HONORS

- » SEC Pitcher of the Week (April 22, 2025)
- » SEC Freshman of the Week (March 21, 2023)
- » NFCA All-America Scholar-Athlete (2023)

GAME-BY-GAME

| Date | Opponent | GS | IP | H | R | ER | BB | SO | 2B | 3B | HR | WP | BK | HBP | IBB | Score | W-L | Sv | ERA | NP |
|--------|----------|----|-----|-----|---|----|----|----|----|----|----|----|----|-----|-----|-------|-----|----|------|----|
| Feb 08 | vs Akron | | 1.0 | 3 | 1 | 1 | 0 | 0 | 0 | 0 | 0 | 0 | 0 | 0 | 0 | 21-3 | 0-0 | 0 | 7.00 | 15 |
| Totals | | | 0 | 1.0 | 3 | 1 | 1 | 0 | 0 | 0 | 0 | 0 | 0 | 0 | 0 | 21-3 | 0-0 | 0 | 7.00 | - |



ASHTYN REICHARDT • RIKE-hard

OF • L/L • 5-7 • Redshirt Freshman
Katy, Texas • Katy HS

5

CAREER STATS

| Year | Avg. | GP-GS | AB | R | H | 2B | 3B | HR | RBI | TB | SLG% | BB | HBP | SO | GDP | OBP | SF | SH | SB-ATT | PO | A | E | FLD% |
|-------|------|-------|----|---|---|----|----|----|-----|----|-------|----|-----|----|-----|------|----|----|--------|----|---|---|------|
| 2025 | | | | | | | | | | | | | | | | | | | | | | | |
| 2026 | .500 | 3-0 | 4 | 2 | 2 | 0 | 0 | 1 | 4 | 5 | 1.250 | 0 | 0 | 1 | 1 | .500 | 0 | 0 | 0-0 | 0 | 0 | 0 | .000 |
| TOTAL | .500 | 3-0 | 4 | 2 | 2 | 0 | 0 | 1 | 4 | 5 | 1.250 | 0 | 0 | 1 | 1 | .500 | 0 | 0 | 0-0 | 0 | 0 | 0 | .000 |

SEASON HIGHS

| Category | No. | Opponent (Last) | Date |
|-----------|-----|-----------------|--------|
| Hits | 2 | Akron | 2/8/26 |
| Doubles | - | - | - |
| Triples | - | - | - |
| Home Runs | 1 | Akron | 2/8/26 |
| RBI's | 4 | Akron | 2/8/26 |
| Runs | 1 | 2x (Akron) | 2/8/26 |
| Walks | - | - | - |
| ABs | 2 | Akron | 2/8/26 |

CAREER HIGHS

| Category | No. | Opponent (Last) | Date |
|-----------|-----|-----------------|--------|
| Hits | 2 | Akron | 2/8/26 |
| Doubles | - | - | - |
| Triples | - | - | - |
| Home Runs | 1 | Akron | 2/8/26 |
| RBI's | 4 | Akron | 2/8/26 |
| Runs | 1 | 2x (Akron) | 2/8/26 |
| Walks | - | - | - |
| ABs | 2 | Akron | 2/8/26 |

PLAYER PROFILE

- » Redshirted her true freshman season after suffering an ACL injury in the summer of 2025. Also, coached first base for Arkansas in 2025.
- » Hit first career home run, with a three-run blast in a 21-3 win over Akron (Feb. 8).
- » Played high school softball with Cam Harrison and Kai-ley Wyckoff at Katy High School in Katy, Texas. Played under former Kansas (1988-1995) and Alabama coach (1996-1998) Kalum Haack at Katy.
- » Batted .551 with 59 hits, 10 doubles, three triples, 12 home runs, 46 RBI, 69 runs scored and 21 stolen bases as a senior at Katy (2024), helping lead the Tigers to a No. 1 national ranking during the 2024 season in which they posted a 39-3-1 overall record.
- » Struck out just once in her first 100 at-bats her senior year while at Katy High School. Was one of six D1 signees on her high school team in 2024.
- » Played travel ball with Impact Gold Jackson 18U where she was teammates with current teammates Cam Harrison and Ella McDowell. Has played softball with Cam Harrison since she was eight years old.
- » Majoring in Biology

CAREER HONORS

- » District 19-6A First-Team (2021, 2022, 2023, 2024)
- » District 19-6A Offensive MVP (2024)
- » First-Team All-Greater Houston (2024)
- » Texas Class 6A First-Team All-State (2024)
- » Extra Inning Softball No. 22 Overall Player (2024)

GAME-BY-GAME

| Date | Opponent | Pos | AB | R | H | RBI | 2B | 3B | HR | BB | SB | CS | HBP | SAC | SF | GDP | K | PO | A | E | AVG |
|--------|---------------------|-------|----|---|---|-----|----|----|----|----|----|----|-----|-----|----|-----|---|----|---|---|------|
| Feb 06 | vs Virginia | ph | 1 | 0 | 0 | 0 | 0 | 0 | 0 | 0 | 0 | 0 | 0 | 0 | 0 | 0 | 1 | 0 | 0 | 0 | .000 |
| Feb 07 | at Coastal Carolina | ph | 1 | 1 | 0 | 0 | 0 | 0 | 0 | 0 | 0 | 0 | 0 | 0 | 0 | 0 | 1 | 0 | 0 | 0 | .000 |
| Feb 08 | vs Akron | ph/of | 2 | 1 | 2 | 4 | 0 | 0 | 1 | 0 | 0 | 0 | 0 | 0 | 0 | 0 | 0 | 0 | 0 | 0 | .500 |
| Totals | | Ogs | 4 | 2 | 2 | 4 | 0 | 0 | 1 | 0 | 0 | 0 | 0 | 0 | 0 | 1 | 1 | 0 | 0 | 0 | .500 |



ELLA MCDOWELL

INF • R/R • 5-6 • Sophomore
Richmond, Texas • Foster HS

6

CAREER STATS

| Year | Avg. | GP-GS | AB | R | H | 2B | 3B | HR | RBI | TB | SLG% | BB | HBP | SO | GDP | OBP | SF | SH | SB-ATT | PO | A | E | FLD% |
|-------|------|-------|-----|----|----|----|----|----|-----|-----|------|----|-----|----|-----|------|----|----|--------|----|----|---|------|
| 2025 | .352 | 58-58 | 179 | 39 | 63 | 10 | 1 | 7 | 54 | 96 | .536 | 21 | 4 | 11 | 2 | .425 | 3 | 0 | 2-2 | 44 | 79 | 4 | .969 |
| 2026 | .400 | 5-5 | 15 | 6 | 6 | 1 | 0 | 1 | 3 | 10 | .667 | 3 | 0 | 1 | 0 | .500 | 0 | 0 | 0-0 | 2 | 8 | 2 | .833 |
| TOTAL | .356 | 63-63 | 194 | 45 | 69 | 11 | 1 | 8 | 57 | 106 | .546 | 24 | 4 | 12 | 2 | .431 | 3 | 0 | 2-2 | 46 | 87 | 6 | .957 |

SEASON HIGHS

| Category | No. | Opponent (Last) | Date |
|-----------|-----|-----------------------|--------|
| Hits | 2 | 2x (Coastal Carolina) | 2/7/26 |
| Doubles | 1 | Virginia | 2/6/26 |
| Triples | - | - | - |
| Home Runs | 1 | Virginia | 2/6/26 |
| RBIs | 2 | Virginia | 2/6/26 |
| Runs | 2 | 2x (Coastal Carolina) | 2/7/26 |
| Walks | 2 | Akron | 2/6/26 |
| ABs | 4 | Virginia | 2/6/26 |

CAREER HIGHS

| Category | No. | Opponent (Last) | Date |
|-----------|-----|---------------------|---------|
| Hits | 4 | at Florida | 4/5/25 |
| Doubles | 2 | at Florida | 4/5/25 |
| Triples | 1 | Ole Miss | 3/9/25 |
| Home Runs | 1 | 8x (Virginia) | 2/6/26 |
| RBIs | 5 | South Carolina | 4/11/25 |
| Runs | 3 | Colorado State | 4/18/25 |
| Walks | 2 | 2x (Colorado State) | 4/18/25 |
| ABs | 5 | 2x (LSU) | 5/1/25 |

PLAYER PROFILE

- » Finished her freshman campaign with the fourth-highest batting average by a freshman in program history (.352) and recorded the third-highest OBP by a Razor-back freshman (.425).
- » Registered 18 multi-hit games and 14 multi-RBI games while posting a 16-game reached base streak and a seven-game hitting streak during the 2025 season.
- » Earned 2025 NFCA Third-Team All-America honors while being named a Freshman All-American by D1 Softball.
- » Played at Foster High School, where she batted .704 with a .789 on-base percentage, 1.544 slugging percentage, 22 home runs, 71 runs, 58 RBI and 31 stolen bases as a senior in 2024. Her 22 home runs as a senior ranked seventh nationally among all prep players.
- » Finished the 2023 season on a 32-game hitting streak while totaling 59 hits and 12 home runs while registering a .678 batting average.
- » Was intentionally walked her last 11 at-bats of her high school career.
- » Played baseball from the ages of 6-8.
- » Favorite midnight snack is bread and butter.

CAREER HONORS

- » Third-Team NFCA All-America (2025)
- » D1 Softball Freshman All-America (2025)
- » D1 Softball National Freshman of the Week (2025)
- » SEC Freshman of the Week (April 1, 8, 29)
- » VYPE Houston Softball Player of the Year (2024)
- » US 18-U National Team Member (2024)
- » WBSC U-18 Women's Softball World Cup Group C Most Outstanding Player (2024)
- » All-Greater Houston Hitter of the Year (2024)
- » 20-5A District MVP (2021, 2022, 2023, 2024)
- » First-Team All-Greater Houston (2021, 2022, 2023, 2024)
- » All-Greater Houston Newcomer of the Year (2021)

GAME-BY-GAME

| Date | Opponent | Pos | AB | R | H | RBI | 2B | 3B | HR | BB | SB | CS | HBP | SAC | SF | GDP | K | PO | A | E | AVG |
|--------|---------------------|-----|----|---|---|-----|----|----|----|----|----|----|-----|-----|----|-----|---|----|---|---|------|
| Feb 06 | vs Virginia | *3b | 4 | 2 | 2 | 2 | 1 | 0 | 1 | 0 | 0 | 0 | 0 | 0 | 0 | 0 | 1 | 0 | 1 | 0 | .500 |
| Feb 06 | vs Akron | *3b | 2 | 0 | 1 | 0 | 0 | 0 | 0 | 2 | 0 | 0 | 0 | 0 | 0 | 0 | 0 | 1 | 1 | 0 | .500 |
| Feb 07 | vs Virginia | *3b | 3 | 1 | 1 | 0 | 0 | 0 | 0 | 0 | 0 | 0 | 0 | 0 | 0 | 0 | 0 | 0 | 1 | 2 | .444 |
| Feb 07 | at Coastal Carolina | *3b | 3 | 2 | 2 | 1 | 0 | 0 | 0 | 0 | 0 | 0 | 0 | 0 | 0 | 0 | 0 | 0 | 3 | 1 | .500 |
| Feb 08 | vs Akron | *3b | 3 | 1 | 0 | 0 | 0 | 0 | 0 | 1 | 0 | 0 | 0 | 0 | 0 | 0 | 0 | 0 | 1 | 1 | .400 |
| Totals | | 5gs | 15 | 6 | 6 | 3 | 1 | 0 | 1 | 3 | 0 | 0 | 0 | 0 | 0 | 0 | 1 | 2 | 8 | 2 | .400 |



KYLER DEL DUCA • DELL-Duke-uh

UTL • R/R • 5-4 • Freshman
Chino, Calif. • Chino Hills HS

8

CAREER STATS

| Year | Avg. | GP-GS | AB | R | H | 2B | 3B | HR | RBI | TB | SLG% | BB | HBP | SO | GDP | OBP | SF | SH | SB-ATT | PO | A | E | FLD% |
|-------|------|-------|----|---|---|----|----|----|-----|----|------|----|-----|----|-----|------|----|----|--------|----|---|---|-------|
| 2026 | .500 | 5-0 | 2 | 1 | 1 | 0 | 0 | 0 | 0 | 1 | .500 | 1 | 0 | 1 | 0 | .667 | 0 | 0 | 0-0 | 0 | 2 | 0 | 1.000 |
| TOTAL | .500 | 5-0 | 2 | 1 | 1 | 0 | 0 | 0 | 0 | 1 | .500 | 1 | 0 | 1 | 0 | .667 | 0 | 0 | 0-0 | 0 | 2 | 0 | 1.000 |

CAREER HONORS

» Three-time All-Baseline League Selection

GAME-BY-GAME

| Date | Opponent | Pos | AB | R | H | RBI | 2B | 3B | HR | BB | SB | CS | HBP | SAC | SF | GDP | K | PO | A | E | AVG |
|--------|---------------------|-------|----|---|---|-----|----|----|----|----|----|----|-----|-----|----|-----|---|----|---|---|------|
| Feb 06 | vs Virginia | pr | 0 | 0 | 0 | 0 | 0 | 0 | 0 | 0 | 0 | 0 | 0 | 0 | 0 | 0 | 0 | 0 | 0 | 0 | .000 |
| Feb 07 | vs Virginia | pr | 0 | 0 | 0 | 0 | 0 | 0 | 0 | 0 | 0 | 0 | 0 | 0 | 0 | 0 | 0 | 0 | 0 | 0 | .000 |
| Feb 07 | at Coastal Carolina | ph | 1 | 0 | 0 | 0 | 0 | 0 | 0 | 0 | 0 | 0 | 0 | 0 | 0 | 0 | 1 | 0 | 0 | 0 | .000 |
| Feb 08 | vs Akron | ph/2b | 1 | 1 | 1 | 0 | 0 | 0 | 0 | 1 | 0 | 0 | 0 | 0 | 0 | 0 | 0 | 0 | 2 | 0 | .500 |
| Totals | | Ogs | 2 | 1 | 1 | 0 | 0 | 0 | 0 | 1 | 0 | 0 | 0 | 0 | 0 | 0 | 1 | 0 | 2 | 0 | .500 |

SEASON HIGHS

| Category | No. | Opponent (Last) | Date |
|-----------|-----|-----------------|--------|
| Hits | 1 | Akron | 2/8/26 |
| Doubles | - | - | - |
| Triples | - | - | - |
| Home Runs | - | - | - |
| RBIs | - | - | - |
| Runs | 1 | Akron | 2/8/26 |
| Walks | 1 | Akron | 2/8/26 |
| ABs | 1 | 2x (Akron) | 2/8/26 |

CAREER HIGHS

| Category | No. | Opponent (Last) | Date |
|-----------|-----|-----------------|--------|
| Hits | 1 | Akron | 2/8/26 |
| Doubles | - | - | - |
| Triples | - | - | - |
| Home Runs | - | - | - |
| RBIs | - | - | - |
| Runs | 1 | Akron | 2/8/26 |
| Walks | 1 | Akron | 2/8/2 |
| ABs | 1 | 2x (Akron) | 2/8/26 |

PLAYER PROFILE

- » Recorded her first career hit in a win over Akron (Feb. 8)
- » Four-year letterwinner and three-time all-league selection at Chino Hills in Chino, Calif., playing middle infield and outfield for the Huskies, leading them to four Baseline League Championships.
- » Registered a .401 batting average with 102 hits, 23 doubles, two triples, 18 home runs, 37 walks and 68 RBI during her high school career.
- » Hit .406 with 39 hits, 11 doubles, two triples, 10 home runs, 17 walks and 31 RBI as a senior in 2025. Batted .429 as a junior in 2024 with 33 hits, eight doubles, five home runs, 20 RBI, 21 runs scored and nine stolen bases in addition to a .727 slugging percentage
- » Played travel ball for OC Batbusters-Stith, leading them to an Alliance Super Cup Championship and IDT Championship in 2025.
- » Also participated in flag football where she was an all-league selection and participated in the Inland Valley Classic All-Star Games.
- » Plans to major in business



ROBYN HERRON

LHP • R/L • 5-10 • Senior
Tampa, Fla. • Sickles HS

11

CAREER STATS

| Year | ERA | W-L | APP | GS | CG | SHO | SV | IP | H | R | ER | BB | SO | 2B | 3B | HR | BF | B.AVG | WP | HBP | BK | SF | SH |
|-------|------|-------|-----|----|----|------|----|-------|-----|-----|-----|-----|-----|----|----|----|------|-------|----|-----|----|----|----|
| 2023 | 2.30 | 8-4 | 24 | 13 | 2 | 2/3 | 0 | 73.0 | 46 | 29 | 24 | 38 | 107 | 5 | 1 | 8 | 306 | .175 | 8 | 3 | 0 | 1 | 1 |
| 2024 | 1.62 | 12-9 | 29 | 19 | 10 | 5/0 | 0 | 125.1 | 74 | 36 | 29 | 43 | 143 | 9 | 2 | 7 | 503 | .171 | 11 | 12 | 0 | 5 | 9 |
| 2025 | 2.72 | 18-7 | 34 | 24 | 11 | 4/2 | 3 | 144.0 | 102 | 69 | 56 | 74 | 160 | 18 | 2 | 13 | 618 | .195 | 11 | 15 | 0 | 4 | 1 |
| 2026 | 1.68 | 2-0 | 2 | 2 | 0 | 0/0 | 0 | 8.1 | 4 | 2 | 2 | 0 | 15 | 2 | 0 | 1 | 30 | .133 | 0 | 0 | 0 | 0 | 0 |
| TOTAL | 2.22 | 40-20 | 89 | 58 | 23 | 11/5 | 3 | 350.2 | 226 | 136 | 111 | 155 | 425 | 34 | 5 | 29 | 1457 | .181 | 30 | 30 | 0 | 10 | 11 |

SEASON HIGHS

| Category | No. | Opponent (Last) | Date |
|----------------|-----|-----------------------|--------|
| Innings | 4.1 | Coastal Carolina | 2/7/26 |
| Longest Start | 4.1 | Coastal Carolina | 2/7/26 |
| Shortest Start | 4.0 | vs. Virginia | 2/6/26 |
| Longest Relief | - | - | - |
| Hits | 3 | vs. Virginia | 2/6/26 |
| Runs | 1 | vs. Virginia | 2/6/26 |
| Earned Runs | 1 | 2x (Coastal Carolina) | 2/7/26 |
| Walks | 0 | 2x (Coastal Carolina) | 2/7/26 |
| Strikeouts | 10 | Coastal Carolina | 2/7/26 |

CAREER HIGHS

| Category | No. | Opponent (Last) | Date |
|----------------|-----|---------------------|---------|
| Innings | 8.0 | Tennessee | 3/22/25 |
| Longest Start | 8.0 | Tennessee | 3/22/25 |
| Shortest Start | 0.2 | Auburn | 3/17/24 |
| Longest Relief | 6.1 | 2x (SEMO) | 3/3/24 |
| Hits | 7 | 2x (South Carolina) | 4/13/25 |
| Runs | 7 | Oklahoma | 3/15/25 |
| Earned Runs | 7 | Oklahoma | 3/15/25 |
| Walks | 8 | Oklahoma | 3/15/25 |
| Strikeouts | 16 | Tennessee | 3/22/25 |
| Pitches | - | - | - |

PLAYER PROFILE


- » The senior left-hander ranks first in program history in career opponent batting average (.181), sixth in shutouts (11), seventh in earned run average (2.22), and is tied for seventh in wins 40.
- » Her 11 10+ strikeout games are the third-most in program history trailing only Katy Henry (2005-08, 14) and Mary Haff (2018-22, 16).
- » Earned second-team All-America honors from both D1 Softball and Softball America and was also named Second-Team All-SEC and Second-Team NFCA All-Central region in 2025.
- » Herron and Nija Canady of Texas Tech are the only two returning pitchers nationally to rank in the top 30 nationally in fewest hits allowed per seven innings during each of the previous three seasons.
- » Tied a program single-game record with 16 strikeouts during an eight-inning complete-game win over Tennessee in her last start on March 22. She allowed just four hits in the win.
- » Trained under the same pitching coach as former Arkansas All-American Mary Haff growing up.

CAREER HONORS

- » SEC Spring Academic Honor Roll (2024)
- » SEC Pitcher of the Week (April 16, 2024)
- » Extra Inning Softball's Extra Elite 100 No. 14 Overall Player (2022)

GAME-BY-GAME

| Date | Opponent | GS | IP | H | R | ER | BB | SO | 2B | 3B | HR | WP | BK | HBP | IBB | Score | W-L | Sv | ERA | NP |
|--------|---------------------|----|-----|-----|---|----|----|----|----|----|----|----|----|-----|-----|-------|-----|----|------|----|
| Feb 06 | vs Virginia | * | 4.0 | 3 | 1 | 1 | 0 | 5 | 1 | 0 | 1 | 0 | 0 | 0 | 0 | 17-1 | 1-0 | 0 | 1.75 | 61 |
| Feb 07 | at Coastal Carolina | * | 4.1 | 1 | 1 | 1 | 0 | 10 | 1 | 0 | 0 | 0 | 0 | 0 | 0 | 11-1 | 2-0 | 0 | 1.68 | 79 |
| Totals | | | 2 | 8.1 | 4 | 2 | 2 | 0 | 15 | 2 | 0 | 1 | 0 | 0 | 0 | 28-2 | 2-0 | 0 | 1.68 | - |



PAYTON BURNHAM

RHP • R/R • 5-8 • Sophomore
Eugene, Ore. • Sheldon HS

12

CAREER STATS

| Year | Avg. | GP-GS | AB | R | H | 2B | 3B | HR | RBI | TB | SLG% | BB | HBP | SO | GDP | OBP | SF | SH | SB-ATT | PO | A | E | FLD% |
|-------|------|-------|----|---|---|----|----|----|-----|----|------|----|-----|----|-----|------|----|----|--------|----|----|---|-------|
| 2025 | .000 | 34-20 | 7 | 0 | 0 | 0 | 0 | 0 | 1 | 0 | .000 | 0 | 0 | 1 | 1 | .000 | 1 | 0 | 0-0 | 2 | 8 | 2 | .833 |
| 2026 | .000 | 2-1 | 2 | 0 | 0 | 0 | 0 | 0 | 0 | 0 | .000 | 0 | 0 | 1 | 0 | .000 | 0 | 0 | 0-0 | 1 | 0 | 0 | 1.000 |
| TOTAL | .000 | 36-21 | 10 | 0 | 0 | 0 | 0 | 0 | 1 | 0 | .000 | 0 | 0 | 2 | 1 | .000 | 1 | 0 | 0-0 | 3 | 10 | 2 | .867 |

| Year | ERA | W-L | APP | GS | CG | SHO | SV | IP | H | R | ER | BB | SO | 2B | 3B | HR | BF | B.AVG | WP | HBP | BK | SF | SH |
|-------|------|------|-----|----|----|-----|----|-------|-----|----|----|----|-----|----|----|----|-----|-------|----|-----|----|----|----|
| 2025 | 2.62 | 16-2 | 29 | 20 | 5 | 4/3 | 3 | 117.1 | 95 | 49 | 44 | 44 | 94 | 11 | 0 | 15 | 494 | .217 | 4 | 7 | 0 | 0 | 6 |
| 2026 | 5.25 | 1-1 | 2 | 2 | 0 | 0/0 | 0 | 4.0 | 5 | 3 | 3 | 0 | 8 | 1 | 0 | 1 | 18 | .278 | 0 | 0 | 0 | 0 | 0 |
| TOTAL | 2.71 | 17-3 | 31 | 22 | 5 | 4/3 | 3 | 121.1 | 100 | 52 | 47 | 44 | 102 | 12 | 0 | 16 | 512 | .220 | 4 | 7 | 0 | 0 | 6 |

SEASON HIGHS (PITCHING)

| Category | No. | Opponent (Last) | Date |
|----------------|-----|-----------------|--------|
| Innings | 3.0 | Akron | 2/8/26 |
| Longest Start | 3.0 | Akron | 2/8/26 |
| Shortest Start | 1.0 | Virginia | 2/7/26 |
| Longest Relief | - | - | - |
| Hits | 4 | Virginia | 2/7/26 |
| Runs | 3 | Virginia | 2/7/26 |
| Earned Runs | 3 | Virginia | 2/7/26 |
| Walks | - | - | - |
| Strikeouts | 7 | Akron | 2/8/26 |

CAREER HIGHS (PITCHING)

| Category | No. | Opponent (Last) | Date |
|----------------|-----|------------------|---------|
| Innings | 7.0 | 2x (Ole Miss) | 5/24/25 |
| Longest Start | 7.0 | 2x (Ole Miss) | 5/24/25 |
| Shortest Start | 2.2 | UCLA | 2/22/25 |
| Longest Relief | 4.0 | Oklahoma State | 5/17/25 |
| Hits | 7 | LSU | 5/1/25 |
| Runs | 6 | Ole Miss | 3/8/25 |
| Earned Runs | 4 | 2x (Oklahoma) | 3/16/25 |
| Walks | 8 | Texas A&M | 4/26/25 |
| Strikeouts | 9 | Central Arkansas | 4/15/25 |

SEASON HIGHS (HITTING)

| Category | No. | Opponent (Last) | Date |
|-----------|-----|-----------------|--------|
| Hits | - | - | - |
| Doubles | - | - | - |
| Triples | - | - | - |
| Home Runs | - | - | - |
| RBI | - | - | - |
| Runs | - | - | - |
| Walks | - | - | - |
| ABs | 1 | Virginia | 2/6/26 |

CAREER HIGHS (HITTING)

| Category | No. | Opponent (Last) | Date |
|-----------|-----|-----------------|--------|
| Hits | - | - | - |
| Doubles | - | - | - |
| Triples | - | - | - |
| Home Runs | - | - | - |
| RBI | 1 | Bradley | 2/7/25 |
| Runs | - | - | - |
| Walks | - | - | - |
| ABs | 1 | 2x (Virginia) | 2/6/26 |

CAREER HONORS | PLAYER PROFILE

- » D1 Softball Freshman All-American (2025)
» MaxPreps All-American (2024)
» Oregon Gatorade Player of the Year (2023)
» Led Shelton HS to 6A Oregon State title (2023,2024)
» Oregon 6A Pitcher of the Year (2023, 2024)
- » Struck out 10 while spinning a no-hitter in the 2024 Oregon 6A State Championship.
» Enjoys hunting, and training both horses and dogs in her free time.

GAME-BY-GAME

| Date | Opponent | Pos | AB | R | H | RBI | 2B | 3B | HR | BB | SB | CS | HBP | SAC | SF | GDP | K | PO | A | E | AVG |
|--------|-------------|-------|----|---|---|-----|----|----|----|----|----|----|-----|-----|----|-----|---|----|---|---|------|
| Feb 06 | vs Virginia | ph/dh | 1 | 0 | 0 | 0 | 0 | 0 | 0 | 0 | 0 | 0 | 0 | 0 | 0 | 0 | 1 | 0 | 0 | 0 | .000 |
| Feb 08 | vs Akron | *p | 1 | 0 | 0 | 0 | 0 | 0 | 0 | 0 | 0 | 0 | 0 | 0 | 0 | 0 | 0 | 0 | 0 | 0 | .000 |
| Totals | | 2qs | 2 | 0 | 0 | 0 | 0 | 0 | 0 | 0 | 0 | 0 | 0 | 0 | 0 | 0 | 1 | 1 | 0 | 0 | .000 |

| Date | Opponent | GS | IP | H | R | ER | BB | SO | 2B | 3B | HR | WP | BK | HBP | IBB | Score | W-L | Sv | ERA | NP |
|--------|-------------|----|-----|---|---|----|----|----|----|----|----|----|----|-----|-----|-------|-----|----|-------|----|
| Feb 07 | vs Virginia | * | 1.0 | 4 | 3 | 3 | 0 | 1 | 1 | 0 | 1 | 0 | 0 | 0 | 0 | 2-4 | 0-1 | 0 | 21.00 | 21 |
| Feb 08 | vs Akron | * | 3.0 | 1 | 0 | 0 | 0 | 7 | 0 | 0 | 0 | 0 | 0 | 0 | 0 | 21-3 | 1-1 | 0 | 5.25 | 34 |
| Totals | | 2 | 4.0 | 5 | 3 | 3 | 0 | 8 | 1 | 0 | 1 | 0 | 0 | 0 | 0 | 23-7 | 1-1 | 0 | 5.25 | - |



KASEY WOOD

UTL • R/R • 5-8 • Junior
Bentonville, Ark. • Bentonville HS

13

CAREER STATS

| Year | Avg. | GP-GS | AB | R | H | 2B | 3B | HR | RBI | TB | SLG% | BB | HBP | SO | GDP | OBP | SF | SH | SB-ATT | PO | A | E | FLD% |
|-------|------|-------|----|----|---|----|----|----|-----|----|------|----|-----|----|-----|------|----|----|--------|----|---|---|-------|
| 2024 | .000 | 4-0 | 0 | 0 | 0 | 0 | 0 | 0 | 0 | 0 | .000 | 0 | 0 | 0 | 0 | .000 | 0 | 0 | 0-0 | 0 | 0 | 0 | .000 |
| 2025 | .000 | 31-0 | 2 | 16 | 0 | 0 | 0 | 0 | 0 | 0 | .000 | 1 | 0 | 2 | 0 | .333 | 0 | 0 | 0-0 | 0 | 2 | 0 | 1.000 |
| 2026 | .000 | 3-0 | 0 | 2 | 0 | 0 | 0 | 0 | 0 | 0 | .000 | 0 | 0 | 0 | 0 | .000 | 0 | 0 | 0-0 | 0 | 0 | 0 | .000 |
| TOTAL | .000 | 36-0 | 2 | 18 | 0 | 0 | 0 | 0 | 0 | 0 | .000 | 1 | 0 | 2 | 0 | .333 | 0 | 0 | 0-0 | 0 | 2 | 0 | 1.000 |

SEASON HIGHS

| Category | No. | Opponent (Last) | Date |
|-----------|-----|-----------------|--------|
| Hits | - | - | - |
| Doubles | - | - | - |
| Triples | - | - | - |
| Home Runs | - | - | - |
| RBI | - | - | - |
| Runs | 1 | Virginia | 2/6/26 |
| Walks | - | - | - |
| ABs | 1 | Akron | 2/8/26 |

CAREER HIGHS

| Category | No. | Opponent (Last) | Date |
|-----------|-----|-----------------|--------|
| Hits | - | - | - |
| Doubles | - | - | - |
| Triples | - | - | - |
| Home Runs | - | - | - |
| RBI | - | - | - |
| Runs | 1 | 10x (Virginia) | 2/6/26 |
| Walks | 1 | Lipscomb | 2/7/25 |
| ABs | 1 | 3x (Akron) | 2/8/26 |

PLAYER PROFILE

- » Appeared in 31 games, primarily as a pinch runner in 2025. Garnered an at-bat and a walk during a 23-0 win over Lipscomb (Feb. 7). Scored a run in wins over Bradley (Feb. 8), Southern Miss (Feb. 15-16), Rutgers (Feb. 20)
- » Appeared twice as a pinch runner in 2024 while also making two appearances in the circle, totaling 1.2 scoreless innings and no earned runs.
- » Prepped as a two-way star at Bentonville High School in Bentonville, Ark., leading the Tigers to back-to-back Arkansas 6A State Championships in 2021 and 2022.
- » Ranked No. 36 in Extra Inning Softball's 2023 Extra Elite 100
- » Hit .466 with four home runs, 22 RBI and 39 runs scored as a junior while racking up a .581 on-base percentage and .849 slugging percentage.
- » Compiled 13 wins and 90 strikeouts in the circle and slashing .324/.419/.477 with KC Peppers 18U-Wallace and tabbed to the Extra Inning Softball 2021 "All Summer Team" for the 18U level
- » Majoring in Recreation and Sport Management

CAREER HONORS

- » First-Year SEC Academic Honor Roll (2024)
- » NWA Arkansas Democrat-Gazette Player of the Year (2023, 2024)
- » No. 36 in Extra Inning Softball's 2023 Extra Elite 100

GAME-BY-GAME

| Date | Opponent | Pos | AB | R | H | RBI | 2B | 3B | HR | BB | SB | CS | HBP | SAC | SF | GDP | K | PO | A | E | AVG |
|--------|---------------------|-----|----|---|---|-----|----|----|----|----|----|----|-----|-----|----|-----|---|----|---|---|------|
| Feb 06 | vs Virginia | pr | 0 | 1 | 0 | 0 | 0 | 0 | 0 | 0 | 0 | 0 | 0 | 0 | 0 | 0 | 0 | 0 | 0 | 0 | .000 |
| Feb 07 | vs Virginia | of | 0 | 0 | 0 | 0 | 0 | 0 | 0 | 0 | 0 | 0 | 0 | 0 | 0 | 0 | 0 | 0 | 0 | 0 | .000 |
| Feb 07 | at Coastal Carolina | pr | 0 | 1 | 0 | 0 | 0 | 0 | 0 | 0 | 0 | 0 | 0 | 0 | 0 | 0 | 0 | 0 | 0 | 0 | .000 |
| Feb 08 | vs Akron | ph | 1 | 0 | 0 | 0 | 0 | 0 | 0 | 0 | 0 | 0 | 0 | 0 | 0 | 0 | 0 | 0 | 0 | 0 | .000 |
| Totals | | Ogs | 1 | 2 | 0 | 0 | 0 | 0 | 0 | 0 | 0 | 0 | 0 | 0 | 0 | 0 | 0 | 0 | 0 | 0 | .000 |



KARLIE DAVISON

INF • R/R • 5-8 • Senior
Torrance, Calif. • Chadwick HS / Utah

14

CAREER STATS

| Year | Avg. | GP-GS | AB | R | H | 2B | 3B | HR | RBI | TB | SLG% | BB | HBP | SO | GDP | OBP | SF | SH | SB-ATT | PO | A | E | FLD% |
|-------|------|---------|-----|----|----|----|----|----|-----|-----|------|----|-----|----|-----|------|----|----|--------|-----|-----|----|-------|
| 2023 | .203 | 56-56 | 133 | 25 | 27 | 3 | 0 | 11 | 32 | 63 | .474 | 13 | 1 | 26 | 2 | .275 | 2 | 4 | 2-3 | 51 | 87 | 13 | .914 |
| 2024 | .294 | 40-31 | 85 | 16 | 25 | 5 | 0 | 3 | 12 | 39 | .459 | 11 | 2 | 20 | 0 | .384 | 1 | 2 | 5-6 | 19 | 42 | 6 | .910 |
| 2025 | .272 | 58-58 | 151 | 34 | 41 | 11 | 2 | 5 | 23 | 71 | .470 | 14 | 8 | 21 | 0 | .360 | 2 | 3 | 5-5 | 81 | 105 | 2 | .989 |
| 2026 | .333 | 5-5 | 9 | 1 | 3 | 1 | 0 | 0 | 2 | 4 | .444 | 1 | 2 | 1 | 0 | .462 | 1 | 0 | 0-0 | 2 | 6 | 0 | 1.000 |
| TOTAL | .254 | 159-150 | 378 | 76 | 96 | 20 | 2 | 19 | 69 | 177 | .468 | 39 | 13 | 68 | 2 | .339 | 6 | 9 | 11-12 | 153 | 240 | 21 | .949 |

SEASON HIGHS

| Category | No. | Opponent (Last) | Date |
|-----------|-----|-----------------|--------|
| Hits | 2 | Virginia | 2/6/26 |
| Doubles | 1 | Virginia | 2/6/26 |
| Triples | - | - | - |
| Home Runs | - | - | - |
| RBI's | 1 | 2x (Akron) | 2/6/26 |
| Runs | 1 | Virginia | 2/6/26 |
| Walks | 1 | Akron | 2/6/26 |
| AB's | 2 | 2x (Akron) | 2/6/26 |

CAREER HIGHS

| Category | No. | Opponent (Last) | Date |
|-----------|-----|---------------------|---------|
| Hits | 3 | 4x (UCA) | 4/15/25 |
| Doubles | 1 | 19x (Virginia) | 2/6/26 |
| Triples | 1 | 2x (Ole Miss) | 3/8/25 |
| Home Runs | 2 | Oregon | 5/6/23 |
| RBI's | 5 | Southern Illinois | 5/19/23 |
| Runs | 3 | Lipscomb | 2/7/25 |
| Walks | 2 | 5x (Colorado State) | 4/18/25 |
| AB's | 5 | Arizona | 3/18/23 |

PLAYER PROFILE


- » Transferred to Arkansas from Utah where she spent the 2023-24 seasons. Davison was coached by DJ Gasso at Utah in 2023.
- » Posted an impressive .989 fielding percentage at second base last season.
- » Logged an appearance in 40 games to go with 31 starts while posting a .294 average with five doubles, three homers, 12 RBI's, 15 runs scored, five stolen bases and 11 walks as a sophomore at Utah in 2024.
- » As a freshman she belted a team-high 11 home runs while starting all 56 games and helping lead Utah to a Women's College World Series appearance.
- » Majoring in business analytics and communication.
- » Was a Top 50 recruit in the 2022 class and four-year starter and three-time team captain at Chadwick High School. Played travel ball for OC Batbusters 18U-Stith.
- » Father Scott Davison pitched in the MLB with the Seattle Mariners from 1995-1996. Both her grandfathers Ralph Davison (SD Padres) and Dave Mardsen (LA Angels) were drafted and played in the minor leagues.

CAREER HONORS

- » Pac-12 Freshman of the Week (May 8, 2023)
- » Pac-12 Player of the Week (May 8, 2023)
- » NFCA Scholar Athlete (2023)

GAME-BY-GAME

| Date | Opponent | Pos | AB | R | H | RBI | 2B | 3B | HR | BB | SB | CS | HBP | SAC | SF | GDP | K | PO | A | E | AVG |
|--------|---------------------|-----|----|---|---|-----|----|----|----|----|----|----|-----|-----|----|-----|---|----|---|---|--------|
| Feb 06 | vs Virginia | *2b | 2 | 1 | 2 | 1 | 1 | 0 | 0 | 0 | 0 | 0 | 1 | 0 | 0 | 0 | 0 | 1 | 1 | 1 | 0.1000 |
| Feb 06 | vs Akron | *2b | 2 | 0 | 1 | 1 | 0 | 0 | 0 | 1 | 0 | 0 | 0 | 0 | 1 | 0 | 0 | 1 | 2 | 0 | .750 |
| Feb 07 | vs Virginia | *2b | 2 | 0 | 0 | 0 | 0 | 0 | 0 | 0 | 0 | 0 | 0 | 0 | 0 | 0 | 0 | 0 | 3 | 0 | .500 |
| Feb 07 | at Coastal Carolina | *2b | 2 | 0 | 0 | 0 | 0 | 0 | 0 | 0 | 0 | 0 | 0 | 0 | 0 | 0 | 1 | 0 | 0 | 0 | .375 |
| Feb 08 | vs Akron | *2b | 1 | 0 | 0 | 0 | 0 | 0 | 0 | 0 | 0 | 0 | 1 | 0 | 0 | 0 | 0 | 0 | 0 | 0 | .333 |
| Totals | | 5gs | 9 | 1 | 3 | 2 | 1 | 0 | 0 | 1 | 0 | 0 | 2 | 0 | 1 | 0 | 1 | 2 | 6 | 0 | .333 |



LILLIE-FAYE MCWHORTER

RHP • R/R • 5-9 • Freshman
Warren, Ark. • Woodlawn HS

15

CAREER STATS

| Year | ERA | W-L | APP | GS | CG | SHO | SV | IP | H | R | ER | BB | SO | 2B | 3B | HR | BF | B.AVG | WP | HBP | BK | SF | SH |
|-------|------|-----|-----|----|----|-----|----|-----|---|---|----|----|----|----|----|----|----|-------|----|-----|----|----|----|
| 2026 | 0.00 | 0-0 | 1 | 0 | 0 | 0/0 | 0 | 0.2 | 1 | 0 | 0 | 0 | 1 | 1 | 0 | 0 | 3 | .333 | 0 | 0 | 0 | 0 | 0 |
| TOTAL | 0.00 | 0-0 | 1 | 0 | 0 | 0/0 | 0 | 0.2 | 1 | 0 | 0 | 0 | 1 | 1 | 0 | 0 | 3 | .333 | 0 | 0 | 0 | 0 | 0 |

SEASON HIGHS

| Category | No. | Opponent (Last) | Date |
|----------------|-----|------------------|--------|
| Innings | 0.2 | Coastal Carolina | 2/7/26 |
| Longest Start | - | - | - |
| Shortest Start | - | - | - |
| Longest Relief | 0.2 | Coastal Carolina | 2/7/26 |
| Hits | 1 | Coastal Carolina | 2/7/26 |
| Runs | 0 | Coastal Carolina | 2/7/26 |
| Earned Runs | 0 | Coastal Carolina | 2/7/26 |
| Walks | - | - | - |
| Strikeouts | 1 | Coastal Carolina | 2/7/26 |

CAREER HIGHS

| Category | No. | Opponent (Last) | Date |
|----------------|-----|------------------|--------|
| Innings | 0.2 | Coastal Carolina | 2/7/26 |
| Longest Start | - | - | - |
| Shortest Start | - | - | - |
| Longest Relief | 0.2 | Coastal Carolina | 2/7/26 |
| Hits | 1 | Coastal Carolina | 2/7/26 |
| Runs | 0 | Coastal Carolina | 2/7/26 |
| Earned Runs | 0 | Coastal Carolina | 2/7/26 |
| Walks | - | - | - |
| Strikeouts | 1 | Coastal Carolina | 2/7/26 |

PLAYER PROFILE

» Prepped at Woodlawn High School in Rison, Ark., where she has had a standout career under head coach Matt Huitt ... Named 2024-25 Gatorade Arkansas Softball Player of the Year ... As a Senior in 2025, she led the Bears (32-5) to the semifinals of the 2A state tournament while recording a 22-1 record in the circle and not allowing an earned run all season while striking out 285 batters against just 31 walks in 124 innings pitched, in addition to five no-hitters while registering a 0.44 WHIP ... Posted a 1.00 earned run average with an astounding 164 strikeouts in 82.2 innings of work in the circle as a junior in 2024 ... Fanned 205 batters in 120.1 innings pitched while compiling a 1.69 earned run average as a sophomore in 2023 ... As a freshman, she was one of two in her class to be named to the SBLive All-State softball first team after compiling a 0.45 earned run average and striking out 230 batters in 107 innings while holding opponents to a .098 batting average ... Plays travel ball for Birmingham Thunderbolts 18 Premier-Thompson which she helped lead to a PGF Platinum National Championship in 2021 in addition to a PGF Premier National Championship in 2024 ... Also played basketball, having earned all-conference honors as a junior and lettering four times.

CAREER HONORS

» Arkansas Gatorade Player of the Year (2024-25)

GAME-BY-GAME

| Date | Opponent | GS | IP | H | R | ER | BB | SO | 2B | 3B | HR | WP | BK | HBP | IBB | Score | W-L | Sv | ERA | NP |
|--------|---------------------|----|-----|-----|---|----|----|----|----|----|----|----|----|-----|-----|-------|-----|----|------|----|
| Feb 07 | at Coastal Carolina | | 0.2 | 1 | 0 | 0 | 0 | 1 | 1 | 0 | 0 | 0 | 0 | 0 | 0 | 11-1 | 0-0 | 0 | 0.00 | 7 |
| Totals | | | 0 | 0.2 | 1 | 0 | 0 | 0 | 1 | 1 | 0 | 0 | 0 | 0 | 0 | 11-1 | 0-0 | 0 | 0.00 | - |



RAMSEY WALKER

OF • R/R • 5-7 • Sophomore
Shreveport, La. • Calvary Baptist Academy

16

CAREER STATS

| Year | Avg. | GP-GS | AB | R | H | 2B | 3B | HR | RBI | TB | SLG% | BB | HBP | SO | GDP | OBP | SF | SH | SB-ATT | PO | A | E | FLD% |
|-------|------|-------|----|----|---|----|----|----|-----|----|-------|----|-----|----|-----|------|----|----|--------|----|---|---|------|
| 2025 | .143 | 47-1 | 7 | 9 | 1 | 0 | 0 | 0 | 2 | 1 | .143 | 1 | 0 | 2 | 0 | .222 | 1 | 0 | 0-0 | 7 | 0 | 1 | .875 |
| 2026 | .833 | 4-0 | 6 | 6 | 5 | 1 | 0 | 1 | 5 | 9 | 1.500 | 0 | 0 | 0 | 0 | .833 | 0 | 0 | 0-0 | 0 | 0 | 0 | .000 |
| TOTAL | .462 | 52-1 | 13 | 15 | 6 | 1 | 0 | 1 | 7 | 10 | .769 | 1 | 0 | 2 | 0 | .467 | 1 | 0 | 0-0 | 7 | 0 | 1 | .875 |

SEASON HIGHS

| Category | No. | Opponent (Last) | Date |
|-----------|-----|---------------------|--------|
| Hits | 2 | 2x (Akron) | 2/8/26 |
| Doubles | 1 | Akron | 2/8/26 |
| Triples | - | - | - |
| Home Runs | 1 | at Coastal Carolina | 2/7/26 |
| RBIs | 3 | at Coastal Carolina | 2/7/26 |
| Runs | 2 | 2x (Akron) | 2/8/26 |
| Walks | - | - | - |
| ABs | 3 | Akron | 2/8/26 |

CAREER HIGHS

| Category | No. | Opponent (Last) | Date |
|-----------|-----|---------------------|--------|
| Hits | 2 | 2x (Akron) | 2/8/26 |
| Doubles | 1 | Akron | 2/8/26 |
| Triples | - | - | - |
| Home Runs | 1 | at Coastal Carolina | 2/7/26 |
| RBIs | 3 | at Coastal Carolina | 2/7/26 |
| Runs | 2 | 2x (Akron) | 2/8/26 |
| Walks | - | - | - |
| ABs | 3 | Akron | 2/8/26 |

PLAYER PROFILE

- » Appeared in 48 games primarily as a defensive sub in right field in 2025. Recorded her first collegiate RBI with a sacrifice fly and also walked during a 23-0 win over Lipscomb on Feb. 7. Garnered her first collegiate hit courtesy of a pinch-hit RBI single during a win over Colorado State (April 18)
- » Named a Top 100 Freshman by D1 Softball and appeared on the Softball America Freshman Watch List ahead of the 2025 Season.
- » Prepped at Calvary Baptist Academy in Shreveport, La. where she helped lead the Lady Cavs' to four-straight 2A State Championships. Named a MaxPreps All-American after batting .575 with 23 home runs, 68 RBI and 41 extra-base hits as a senior in 2024. Her 23 home runs led the state of Louisiana and ranked fifth nationally.
- » Registered a .500 batting average and .574 on-base percentage with 21 home runs, 55 RBI, 17 doubles and two triples as a junior in 2023
- » Goes by the nickname Rambo, which she acquired from her travel ball teammates and came from the popular action-movie series, starring Sylvester Stallone.
- » Father Clint Walker played baseball at Arkansas from 1994-1996.
- » Enjoys hunting in her free time.

CAREER HONORS

- » D1 Softball D100 Freshman (2025)
- » Softball America Freshman Watch List (2025)
- » Max Preps All-American (2024)
- » Louisiana State Player of the Year (2022, 2024)
- » No. 16 Overall Player in Class of 2024 (Extra Inning Softball)

GAME-BY-GAME

| Date | Opponent | Pos | AB | R | H | RBI | 2B | 3B | HR | BB | SB | CS | HBP | SAC | SF | GDP | K | PO | A | E | AVG |
|--------|---------------------|-------|----|---|---|-----|----|----|----|----|----|----|-----|-----|----|-----|---|----|---|---|--------|
| Feb 06 | vs Virginia | pr/of | 2 | 2 | 2 | 2 | 0 | 0 | 0 | 0 | 0 | 0 | 0 | 0 | 0 | 0 | 0 | 0 | 0 | 0 | 0.1000 |
| Feb 06 | vs Akron | pr | 0 | 1 | 0 | 0 | 0 | 0 | 0 | 0 | 0 | 0 | 0 | 0 | 0 | 0 | 0 | 0 | 0 | 0 | 0.1000 |
| Feb 07 | at Coastal Carolina | ph | 1 | 1 | 1 | 3 | 0 | 0 | 1 | 0 | 0 | 0 | 0 | 0 | 0 | 0 | 0 | 0 | 0 | 0 | 0.1000 |
| Feb 08 | vs Akron | ph/dh | 3 | 2 | 2 | 0 | 1 | 0 | 0 | 0 | 0 | 0 | 0 | 0 | 0 | 0 | 0 | 0 | 0 | 0 | .833 |
| Totals | | Ogs | 6 | 6 | 5 | 5 | 1 | 0 | 1 | 0 | 0 | 0 | 0 | 0 | 0 | 0 | 0 | 0 | 0 | 0 | .833 |



KENNEDY MILLER

C • R/R • 5-8 • Junior
Georgetown, Texas • Georgetown HS

17

CAREER STATS

| Year | Avg. | GP-GS | AB | R | H | 2B | 3B | HR | RBI | TB | SLG% | BB | HBP | SO | GDP | OBP | SF | SH | SB-ATT | PO | A | E | FLD% |
|-------|------|---------|-----|----|----|----|----|----|-----|-----|-------|----|-----|----|-----|------|----|----|--------|-----|----|---|-------|
| 2024 | .331 | 52-52 | 136 | 23 | 45 | 5 | 2 | 8 | 36 | 78 | .574 | 9 | 8 | 16 | 2 | .400 | 2 | 0 | 2-2 | 276 | 33 | 1 | .997 |
| 2025 | .223 | 55-54 | 139 | 18 | 31 | 4 | 0 | 4 | 29 | 47 | .338 | 14 | 6 | 20 | 1 | .319 | 1 | 2 | 1-1 | 268 | 33 | 2 | .993 |
| 2026 | .571 | 4-3 | 7 | 5 | 4 | 1 | 0 | 1 | 7 | 8 | 1.143 | 1 | 0 | 0 | 0 | .625 | 0 | 0 | 0-0 | 13 | 0 | 0 | 1.000 |
| TOTAL | .284 | 111-109 | 282 | 46 | 80 | 10 | 2 | 13 | 72 | 133 | .472 | 24 | 14 | 36 | 3 | .365 | 3 | 2 | 3-3 | 557 | 66 | 3 | .995 |

CAREER HONORS

- » DI Softball Freshman All-American (2024)
- » Softball America Freshman All-American (2024)
- » NFCA First-Team All-South Region (2024)
- » Top 25 Finalist, Schutt Sports/NFCA Division I National Freshman of the Year finalist (2024)
- » SEC Freshman of the Week (March 19, 2024)
- » First-Year SEC Academic Honor Roll (2024)
- » No. 57 on Extra Inning Softball's Extra Elite 100 (2022)

GAME-BY-GAME

| Date | Opponent | Pos | AB | R | H | RBI | 2B | 3B | HR | BB | SB | CS | HBP | SAC | SF | GDP | K | PO | A | E | AVG |
|--------|---------------------|-------|----|---|---|-----|----|----|----|----|----|----|-----|-----|----|-----|---|----|---|---|--------|
| Feb 06 | vs Virginia | *c | 1 | 2 | 1 | 2 | 0 | 0 | 0 | 1 | 0 | 0 | 0 | 0 | 0 | 0 | 0 | 4 | 0 | 0 | 0.1000 |
| Feb 07 | vs Virginia | *dh/c | 2 | 0 | 0 | 0 | 0 | 0 | 0 | 0 | 0 | 0 | 0 | 0 | 0 | 0 | 0 | 7 | 0 | 0 | .333 |
| Feb 07 | at Coastal Carolina | ph | 1 | 0 | 0 | 0 | 0 | 0 | 0 | 0 | 0 | 0 | 0 | 0 | 0 | 0 | 0 | 0 | 0 | 0 | .250 |
| Feb 08 | vs Akron | *dh/c | 3 | 3 | 3 | 5 | 1 | 0 | 1 | 0 | 0 | 0 | 0 | 0 | 0 | 0 | 0 | 2 | 0 | 0 | .571 |
| Totals | | 3gs | 7 | 5 | 4 | 7 | 1 | 0 | 1 | 1 | 0 | 0 | 0 | 0 | 0 | 0 | 0 | 13 | 0 | 0 | .571 |

SEASON HIGHS

| Category | No. | Opponent (Last) | Date |
|-----------|-----|-----------------|--------|
| Hits | 3 | Akron | 2/8/26 |
| Doubles | 1 | Akron | 2/8/26 |
| Triples | - | - | - |
| Home Runs | 1 | Akron | 2/8/26 |
| RBI's | 5 | Akron | 2/8/26 |
| Runs | 3 | Akron | 2/8/26 |
| Walks | 1 | Virginia | 2/6/26 |

CAREER HIGHS

| Category | No. | Opponent (Last) | Date |
|-----------|-----|---------------------|---------|
| Hits | 3 | 3x (Akron) | 2/68/26 |
| Doubles | 2 | Miss. State | 3/23/24 |
| Triples | 1 | 2x (South Carolina) | 4/14/24 |
| Home Runs | 2 | 2x (Auburn) | 3/16/24 |
| RBI's | 5 | Akron | 2/8/26 |
| Runs | 3 | Akron | 2/8/26 |
| Walks | 2 | 2x (Bradley) | 2/7/25 |
| ABs | 4 | 5x (Illinois) | 3/1/25 |

PLAYER PROFILE

- » Earned DI Softball and Softball America Freshman All-America honors after batting .331 with 45 hits, eight home runs, five doubles, two triples, nine walks 36 RBI and 23 runs scored in 2024. She finished second on the team in batting average and fourth in home runs.
- » Ended last season with a hit in four of her final five games played.
- » Threw out six would-be basestealers in 2025.
- » Her eight home runs in 2024 were the most by a Razor-back freshman since Kacie Hoffman hit eight in 2022.
- » Second catcher in program history from Georgetown, Texas, joining Taylor Ellsworth (2022) who she wears No. 17 in honor of and helped connect Miller with Arkansas during her recruitment. When she was a kid she took catching lessons from Ellsworth.
- » Led Georgetown High School to a Texas 5A runner-up finish as a junior in 2022 after slashing .422/.517/.989 and recorded 12 home runs, 35 runs scored and 40 RBI.
- » Majoring in Finance Real Estate



TIANNA BELL • TEE-Ah-nuh

1B • R/R • 5-5 • Senior

Antioch, Calif. • Heritage HS / Cal

20

CAREER STATS

| Year | Avg. | GP-GS | AB | R | H | 2B | 3B | HR | RBI | TB | SLG% | BB | HBP | SO | GDP | OBP | SF | SH | SB-ATT | PO | A | E | FLD% |
|-------|------|---------|-----|----|-----|----|----|----|-----|-----|------|----|-----|----|-----|------|----|----|--------|-----|----|----|-------|
| 2023 | .226 | 37-34 | 93 | 11 | 21 | 2 | 0 | 5 | 20 | 38 | .409 | 12 | 3 | 23 | 1 | .333 | 0 | 2 | 0-0 | 19 | 30 | 3 | .942 |
| 2024 | .305 | 56-56 | 154 | 24 | 47 | 6 | 0 | 12 | 34 | 89 | .578 | 21 | 4 | 33 | 1 | .398 | 2 | 3 | 1-3 | 337 | 19 | 4 | .989 |
| 2025 | .347 | 58-58 | 176 | 35 | 61 | 10 | 0 | 15 | 54 | 116 | .659 | 12 | 6 | 33 | 0 | .401 | 3 | 0 | 4-4 | 308 | 11 | 3 | .991 |
| 2026 | .611 | 5-5 | 18 | 8 | 11 | 2 | 0 | 0 | 4 | 13 | .722 | 0 | 0 | 0 | 0 | .611 | 0 | 0 | 0-0 | 29 | 0 | 0 | 1.000 |
| TOTAL | .317 | 156-153 | 441 | 78 | 140 | 20 | 0 | 32 | 112 | 254 | .580 | 45 | 13 | 89 | 2 | .393 | 5 | 5 | 5-7 | 693 | 60 | 10 | .987 |

SEASON HIGHS

| Category | No. | Opponent (Last) | Date |
|-----------|-----|-----------------------|--------|
| Hits | 3 | 2x (Coastal Carolina) | 2/7/26 |
| Doubles | 2 | 2x (Coastal Carolina) | 2/7/26 |
| Triples | - | - | - |
| Home Runs | - | - | - |
| RBI | 1 | 3x (Coastal Carolina) | 2/7/26 |
| Runs | 3 | Coastal Carolina | 2/7/26 |
| Walks | - | - | - |
| ABs | 5 | Akron | 2/8/26 |

CAREER HIGHS

| Category | No. | Opponent (Last) | Date |
|-----------|-----|----------------------|---------|
| Hits | 3 | 8x (CCU) | 2/7/26 |
| Doubles | 2 | 19x (CCU) | 2/7/26 |
| Triples | - | - | - |
| Home Runs | 2 | San Diego | 2/11/23 |
| RBI | 5 | San Diego | 2/11/23 |
| Runs | 3 | 3x (CCU) | 2/7/26 |
| Walks | 2 | 5x (CSU Bakersfield) | 3/1/25 |
| ABs | 6 | Syracuse | 5/3/25 |

PLAYER PROFILE

- » Transferred to Arkansas after spending the 2023-2025 seasons at Cal.
- » Started all 58 games for Cal at first base in 2025 while earning Third-Team NFCA All-Region honors in addition to being a Second-Team All-ACC selection. The Antioch, Calif., native batted .347 with 61 hits, 15 home runs, 10 doubles, 35 runs scored, 116 total bases, 12 walks and four stolen bases while posting a .659 slugging percentage and a .401 on-base percentage. She posted 14 multi-hit games and 14 multi-RBI games while leading the team in slugging percentage (.659), RBIs (54), home runs (15) and total bases (116). Defensively, Bell recorded a .991 fielding percentage with 308 putouts and 11 assists in 322 chances.
- » As a sophomore in 2024, she started in all 56 games while being named Third-Team All-Pac 12 and Third-Team NFCA All-Region. Bell batted .305 with 47 hits, six doubles, 12 home runs and 34 RBI while drawing 21 walks and scoring 24 runs.
- » Prepped at Heritage High School in Antioch, Calif., where she helped lead her team to league championships as a freshman and junior while earning first-team all-league honors all three years of her high school career (2020 canceled due to COVID). Played third base while in high school.

CAREER HONORS

- » Second Team All-ACC selection (2025)
- » NFCA West Region Third Team honoree (2025)
- » All PAC-12 Third Team (2024)
- » Third Team NFCA All-Region honoree (2024)
- » No. 13 on Extra Inning Softball's Extra Elite 100 (2022)

GAME-BY-GAME

| Date | Opponent | GS | AB | R | H | RBI | 2B | 3B | HR | BB | SB | CS | HBP | SAC | SF | GDP | K | PO | A | E | AVG |
|--------|---------------------|-----|----|---|----|-----|----|----|----|----|----|----|-----|-----|----|-----|---|----|---|---|------|
| Feb 06 | vs Virginia | *1b | 3 | 1 | 2 | 1 | 0 | 0 | 0 | 0 | 0 | 0 | 0 | 0 | 0 | 0 | 0 | 4 | 0 | 0 | .667 |
| Feb 06 | vs Akron | *1b | 4 | 2 | 1 | 0 | 0 | 0 | 0 | 0 | 0 | 0 | 0 | 0 | 0 | 0 | 0 | 6 | 0 | 0 | .429 |
| Feb 07 | vs Virginia | *1b | 3 | 1 | 3 | 1 | 0 | 0 | 0 | 0 | 0 | 0 | 0 | 0 | 0 | 0 | 0 | 7 | 0 | 0 | .600 |
| Feb 07 | at Coastal Carolina | *1b | 3 | 3 | 3 | 1 | 2 | 0 | 0 | 0 | 0 | 0 | 0 | 0 | 0 | 0 | 0 | 5 | 0 | 0 | .692 |
| Feb 08 | vs Akron | *1b | 5 | 1 | 2 | 1 | 0 | 0 | 0 | 0 | 0 | 0 | 0 | 0 | 0 | 0 | 0 | 7 | 0 | 0 | .611 |
| Totals | | 5gs | 18 | 8 | 11 | 4 | 2 | 0 | 0 | 0 | 0 | 0 | 0 | 0 | 0 | 0 | 0 | 29 | 0 | 0 | .611 |



AVA CARTER

OF • L/R • 5-6 • Sophomore
Paragould, Ark. • Greene County Tech HS

21

CAREER STATS

| Year | Avg. | GP-GS | AB | R | H | 2B | 3B | HR | RBI | TB | SLG% | BB | HBP | SO | GDP | OBP | SF | SH | SB-ATT | PO | A | E | FLD% |
|-------|------|-------|----|----|---|----|----|----|-----|----|------|----|-----|----|-----|------|----|----|--------|----|---|---|-------|
| 2025 | .357 | 21-5 | 14 | 12 | 5 | 1 | 2 | 0 | 5 | 10 | .714 | 3 | 0 | 3 | 0 | .471 | 1 | 0 | 0-0 | 2 | 0 | 0 | 1.000 |
| 2026 | .000 | 2-0 | 2 | 0 | 0 | 0 | 0 | 0 | 0 | 0 | .000 | 0 | 0 | 0 | 0 | .000 | 0 | 0 | 0-0 | 0 | 0 | 0 | .000 |
| TOTAL | .313 | 27-5 | 16 | 12 | 5 | 1 | 2 | 0 | 6 | 10 | .625 | 3 | 0 | 3 | 0 | .400 | 1 | 0 | 0-0 | 2 | 0 | 0 | 1.000 |

CAREER HONORS

- » First-Year SEC Academic Honor Roll (2025)
- » Jonesboro Sun Player of the Year (2022, 2023)
- » Arkansas 5A All-State (2021, 2022, 2023)

GAME-BY-GAME

| Date | Opponent | Pos | AB | R | H | RBI | 2B | 3B | HR | BB | SB | CS | HBP | SAC | SF | GDP | K | PO | A | E | AVG |
|--------|-------------|-----|----|---|---|-----|----|----|----|----|----|----|-----|-----|----|-----|---|----|---|---|------|
| Feb 06 | vs Virginia | ph | 1 | 0 | 0 | 0 | 0 | 0 | 0 | 0 | 0 | 0 | 0 | 0 | 0 | 0 | 0 | 0 | 0 | 0 | .000 |
| Feb 08 | vs Akron | ph | 1 | 0 | 0 | 0 | 0 | 0 | 0 | 0 | 0 | 0 | 0 | 0 | 0 | 0 | 0 | 0 | 0 | 0 | .000 |
| Totals | | Ogs | 2 | 0 | 0 | 0 | 0 | 0 | 0 | 0 | 0 | 0 | 0 | 0 | 0 | 0 | 0 | 0 | 0 | 0 | .000 |

SEASON HIGHS

| Category | No. | Opponent (Last) | Date |
|-----------|-----|-----------------|--------|
| Hits | - | - | - |
| Doubles | - | - | - |
| Triples | - | - | - |
| Home Runs | - | - | - |
| RBIs | - | - | - |
| -Runs | - | - | - |
| Walks | - | - | - |
| ABs | 1 | 2x (Akron) | 2/7/26 |

CAREER HIGHS

| Category | No. | Opponent (Last) | Date |
|-----------|-----|--------------------|---------|
| Hits | 2 | Lipscomb | 2/7/25 |
| Doubles | 1 | Lipscomb | 2/7/25 |
| Triples | 2 | 2x (Southern Miss) | 2/16/25 |
| Home Runs | - | Lipscomb | 2/7/25 |
| RBIs | 3 | Lipscomb | 2/7/25 |
| Runs | 2 | Lipscomb | 2/7/25 |
| Walks | 1 | 3x (ULM) | 2/16/25 |
| ABs | 2 | 2x (San Diego) | 2/7/25 |

PLAYER PROFILE

- » Appeared in 25 games while starting five games in 2025 ... Registered a .357 batting average with five hits including a double and two triples while registering six RBI, 12 runs scored and three walks ... Posted a .714 slugging percentage and .444 on-base percentage ... Recorded a multi-hit game and multi-RBI game ... Went 2-2 with three RBI, two runs scored, a double, a triple and a walk during her collegiate debut, a 23-0 win over Lipscomb (Feb. 7) ... Registered a hit in each of the Razorbacks' wins over Southern Miss (Feb. 15-16)
- » Prepped at Greene County Tech High School where she was a three-time all-state selection and two-time Jonesboro Sun Player of the Year.
- » Hit .562 with six home runs and 33 RBI while posting a .638 on-base percentage during her junior campaign
- » Batted .536 with a .643 on-base percentage and a slugging percentage of .821 while smacking two home runs in 2022. Also had 33 runs batted in and 25 stolen bases as a sophomore.
- » Led her high school to state runner-up finishes in 2022-23.
- » Also played basketball in high school, averaging 7.2 points per game, 3.4 rebounds per game and 2.0 steals per game as a senior.



DAKOTA KENNEDY

OF • L/R • 5-8 • Senior
Sacramento, Calif. • Sheldon HS / Arizona

22

CAREER STATS

| Year | Avg. | GP-GS | AB | R | H | 2B | 3B | HR | RBI | TB | SLG% | BB | HBP | SO | GDP | OBP | SF | SH | SB-ATT | PO | A | E | FLD% |
|-------|------|---------|-----|-----|-----|----|----|----|-----|-----|------|----|-----|----|-----|------|----|----|--------|-----|---|---|-------|
| 2023 | .356 | 53-49 | 146 | 45 | 52 | 6 | 2 | 10 | 35 | 92 | .630 | 21 | 5 | 26 | 2 | .453 | 0 | 5 | 9-10 | 63 | 2 | 1 | .985 |
| 2024 | .400 | 56-56 | 170 | 54 | 68 | 10 | 0 | 13 | 34 | 117 | .688 | 42 | 2 | 20 | 0 | .521 | 1 | 3 | 6-8 | 111 | 6 | 0 | 1.000 |
| 2025 | .444 | 44-44 | 135 | 48 | 60 | 10 | 4 | 5 | 21 | 93 | .689 | 28 | 2 | 15 | 0 | .539 | 2 | 0 | 7-10 | 74 | 0 | 0 | 1.000 |
| 2026 | .222 | 5-5 | 18 | 6 | 4 | 1 | 0 | 1 | 2 | 10 | .556 | 1 | 0 | 3 | 0 | .316 | 0 | 0 | 1-1 | 3 | 0 | 0 | 1.000 |
| TOTAL | .392 | 158-154 | 469 | 153 | 184 | 27 | 6 | 29 | 96 | 310 | .656 | 92 | 9 | 64 | 2 | .497 | 3 | 8 | 23-29 | 251 | 8 | 1 | .996 |

SEASON HIGHS

| Category | No. | Opponent (Last) | Date |
|-----------|-----|-----------------|--------|
| Hits | 3 | Akron | 2/8/26 |
| Doubles | 1 | Akron | 2/8/26 |
| Triples | - | - | - |
| Home Runs | 1 | Akron | 2/8/26 |
| RBIs | 2 | Akron | 2/8/26 |
| Runs | 3 | Akron | 2/8/26 |
| Walks | 1 | Virginia | 2/6/26 |
| ABs | 4 | 3x (Akron) | 2/8/26 |

CAREER HIGHS

| Category | No. | Opponent (Last) | Date |
|--------------|-----|---------------------|---------|
| Hits | 4 | 2x (Grand Canyon) | 4/30/24 |
| Doubles | 1 | 26x (Grand Canyon) | 5/17/25 |
| Triples | 1 | 7x (Ole Miss) | 5/18/25 |
| Home Runs | 2 | 5x (Villanova) | 5/19/24 |
| RBIs | 6 | Western Michigan | 2/7/25 |
| Runs | 4 | 1x (New Mexico St.) | 4/9/24 |
| Walks | 3 | 4x (Arizona State) | 4/20/24 |
| ABs | 7 | 1x (Indiana) | 2/24/24 |
| Stolen Bases | 2 | Oregon State | 3/8/24 |

PLAYER PROFILE

- » Two-Time NFCA All-American (2023, 2024) and three-time NFCA All-Region selection (2023, 2024, 2025).
- » Owns a .996 fielding percentage with 251 putouts, eight assists and just one error. She owns a 139-game errorless streak dating back to March 4, 2023, of her freshman year at Arizona.
- » Entering the 2026 season Kennedy is just one of seven players nationally with a career batting average of .399+ and 400+ at-bats.
- » Recorded career-highs in batting average (.444), on-base percentage (.539), slugging percentage (.689), and OPS (1.228) in 2025 while tallying 60 hits, 10 doubles, four triples, five home runs, 25 RBI, 28 walks, 48 runs scored and seven stolen bases.
- » During her collegiate career, Kennedy has reached base safely in 85.9% (134-156) of games played.
- » Majoring in criminal justice
- » Two-Time CSC Academic All-America and CSC Academic All-District selection (2024, 2025)

CAREER HONORS

- » Third-Team NFCA All-America (2023, 2024)
- » Rawlings Gold Glove Award Winner (2024)
- » First-Team All-Big 12 (2025)
- » NFCA All-West Region First Team (2024, 2025)
- » First-Team All-PAC 12 (2023, 2024)
- » NFCA All-West Region Second Team (2023)
- » Big 12 All-Defensive Team (2025)
- » Pac 12 All-Defensive Team (2023, 2024)
- » Pac 12 All-Freshman Team (2023)
- » CSC Academic All-America (2024, 2025)
- » CSC Academic All-District (2024, 2025)
- » NFCA Scholar Athlete (2023, 2024, 2025)

GAME-BY-GAME

| Date | Opponent | Pos | AB | R | H | RBI | 2B | 3B | HR | BB | SB | CS | HBP | SAC | SF | GDP | K | PO | A | E | AVG |
|--------|---------------------|-----|----|---|---|-----|----|----|----|----|----|----|-----|-----|----|-----|---|----|---|---|------|
| Feb 06 | vs Virginia | *of | 3 | 2 | 0 | 0 | 0 | 0 | 0 | 1 | 0 | 0 | 0 | 0 | 0 | 0 | 1 | 0 | 0 | 0 | .000 |
| Feb 06 | vs Akron | *of | 4 | 0 | 1 | 0 | 0 | 0 | 0 | 0 | 0 | 0 | 0 | 0 | 0 | 0 | 0 | 1 | 0 | 0 | .286 |
| Feb 07 | vs Virginia | *of | 3 | 0 | 0 | 0 | 0 | 0 | 0 | 0 | 0 | 0 | 0 | 0 | 0 | 0 | 2 | 2 | 0 | 0 | .200 |
| Feb 07 | at Coastal Carolina | *of | 4 | 1 | 0 | 0 | 0 | 0 | 0 | 0 | 0 | 0 | 0 | 0 | 0 | 0 | 0 | 0 | 0 | 0 | .143 |
| Feb 08 | vs Akron | *of | 4 | 3 | 3 | 2 | 1 | 0 | 1 | 0 | 1 | 0 | 0 | 0 | 0 | 0 | 0 | 0 | 0 | 0 | .222 |
| Totals | | 5gs | 18 | 6 | 4 | 2 | 1 | 0 | 1 | 1 | 1 | 0 | 0 | 0 | 0 | 0 | 3 | 3 | 0 | 0 | .222 |



REAGAN JOHNSON

OF • L/R • 5-4 • Senior
Karnes City, Texas • Karnes City HS

23

CAREER STATS

| Year | Avg. | GP-GS | AB | R | H | 2B | 3B | HR | RBI | TB | SLG% | BB | HBP | SO | GDP | OBP | SF | SH | SB-ATT | PO | A | E | FLD% |
|-------|------|---------|-----|-----|-----|----|----|----|-----|-----|------|----|-----|----|-----|------|----|----|--------|-----|----|---|-------|
| 2023 | .378 | 59-59 | 209 | 47 | 79 | 3 | 4 | 0 | 20 | 90 | .431 | 14 | 0 | 41 | 0 | .415 | 1 | 1 | 18-18 | 86 | 4 | 3 | .968 |
| 2024 | .380 | 55-55 | 192 | 35 | 73 | 4 | 1 | 0 | 11 | 79 | .411 | 15 | 1 | 19 | 0 | .426 | 1 | 1 | 12-14 | 85 | 4 | 1 | .989 |
| 2025 | .351 | 58-58 | 205 | 53 | 72 | 6 | 2 | 0 | 11 | 82 | .400 | 26 | 2 | 24 | 0 | .427 | 1 | 2 | 20-22 | 91 | 3 | 0 | 1.000 |
| 2026 | .235 | 5-5 | 17 | 4 | 4 | 1 | 0 | 0 | 6 | 5 | .294 | 2 | 0 | 2 | 0 | .316 | 0 | 0 | 3-3 | 7 | 0 | 0 | 1.000 |
| TOTAL | .366 | 177-177 | 623 | 139 | 228 | 14 | 7 | 0 | 48 | 256 | .411 | 57 | 3 | 86 | 0 | .420 | 3 | 4 | 53-57 | 269 | 11 | 4 | .986 |

CAREER HONORS

- » NFCA Second-Team All-Central Region (2025)
- » First-Team All-SEC (2024)
- » First-Team NFCA All-South Region (2023, 2024)
- » SEC Spring Academic Honor Roll (2024)
- » TUCCI/NFCA National Freshman of the Year Top 10 Finalist (2023)
- » D1 Softball Freshman All-American (2023)
- » All-SEC Second Team (2023)
- » SEC Freshman of the Week (April 25, 2023)

GAME-BY-GAME

| Date | Opponent | Pos | AB | R | H | RBI | 2B | 3B | HR | BB | SB | CS | HBP | SAC | SF | GDP | K | PO | A | E | AVG |
|--------|---------------------|-----|----|---|---|-----|----|----|----|----|----|----|-----|-----|----|-----|---|----|---|---|------|
| Feb 06 | vs Virginia | *of | 4 | 1 | 1 | 3 | 1 | 0 | 0 | 0 | 0 | 0 | 0 | 0 | 0 | 0 | 0 | 2 | 0 | 0 | .250 |
| Feb 06 | vs Akron | *of | 4 | 1 | 1 | 1 | 0 | 0 | 0 | 1 | 1 | 0 | 0 | 0 | 0 | 0 | 0 | 0 | 1 | 0 | .250 |
| Feb 07 | vs Virginia | *of | 3 | 0 | 0 | 0 | 0 | 0 | 0 | 0 | 0 | 0 | 0 | 0 | 0 | 0 | 2 | 3 | 0 | 0 | .182 |
| Feb 07 | at Coastal Carolina | *of | 3 | 1 | 1 | 0 | 0 | 0 | 0 | 0 | 1 | 0 | 0 | 0 | 0 | 0 | 0 | 0 | 0 | 0 | .214 |
| Feb 08 | vs Akron | *of | 3 | 1 | 1 | 2 | 0 | 0 | 0 | 1 | 1 | 0 | 0 | 0 | 0 | 0 | 0 | 1 | 0 | 0 | .235 |
| Totals | | 5gs | 17 | 4 | 4 | 6 | 1 | 0 | 0 | 2 | 3 | 0 | 0 | 0 | 0 | 0 | 2 | 7 | 0 | 0 | .235 |

SEASON HIGHS


| Category | No. | Opponent (Last) | Date |
|-----------|-----|-----------------|--------|
| Hits | 1 | 4x (Akron) | 2/8/26 |
| Doubles | 1 | Virginia | 2/6/26 |
| Triples | - | - | - |
| Home Runs | - | - | - |
| RBI's | 3 | Virginia | 2/6/26 |
| Runs | 1 | 4x (Akron) | 2/8/26 |
| Walks | 1 | 2x (Akron) | 2/8/26 |
| ABs | 4 | 2x (Akron) | 2/6/26 |

CAREER HIGHS

| Category | No. | Opponent (Last) | Date |
|--------------|-----|---------------------|---------|
| Hits | 4 | 3x (Ohio) | 2/9/24 |
| Doubles | 1 | 10x (UCA) | 3/18/25 |
| Triples | 1 | 5x (Wichita State) | 2/24/24 |
| Home Runs | - | - | - |
| RBI's | 3 | Virginia | 2/6/26 |
| Runs | 3 | 3x (Ole Miss) | 3/9/25 |
| Walks | 2 | 9x (South Carolina) | 4/11/25 |
| ABs | 5 | 12x (Oklahoma St.) | 5/18/25 |
| Stolen Bases | 3 | 2x (Illinois) | 3/1/25 |

PLAYER PROFILE

- » Second in all-time career batting average at Arkansas with a .366 career average, trailing only Bri Ellis (.378).
- » Only player in program history to register multiple 70+ hit seasons with 72 in 2025, 73 in 2024 and 79 in 2023.
- » 228 career hits rank third nationally among all D1 players, trailing only Mihyia Davis of Texas Tech and Haley Ahr of Marist.
- » Her 228 career hits, rank 2nd in program history and just 34 hits shy of program record held by Hannah McEwen (2018-22)
- » Went a perfect 109-109 on stolen base attempts in high school. As a junior at Falls City High School, she hit .606 with 42 RBIs, two home runs and 39 stolen bases while being named all-state and district defensive MVP.
- » Also participated in track in high school where she was one of the fastest athletes in the state of Texas. As a senior, she earned all-state recognition and was the 2022 Texas 2A State champion in the 300-meter hurdles, setting a new 2A record in 300-meter hurdles with a time of 43.70. She also was a two-time silver medalist in the 300m hurdles prior to her senior year.



CAM HARRISON

RHP/UTL • R/R • 5-7 • Sophomore
Katy, Texas • Katy HS

25

CAREER STATS

| Year | Avg. | GP-GS | AB | R | H | 2B | 3B | HR | RBI | TB | SLG% | BB | HBP | SO | GDP | OBP | SF | SH | SB-ATT | PO | A | E | FLD% |
|-------|------|-------|----|---|---|----|----|----|-----|----|------|----|-----|----|-----|------|----|----|--------|----|---|---|-------|
| 2025 | .500 | 25-6 | 9 | 0 | 5 | 3 | 0 | 0 | 4 | 8 | .800 | 4 | 0 | 1 | 0 | .643 | 0 | 0 | 0-0 | 1 | 6 | 0 | 1.000 |
| 2026 | .400 | 4-3 | 5 | 2 | 2 | 0 | 0 | 0 | 3 | 2 | .400 | 4 | 0 | 1 | 0 | .667 | 0 | 0 | 0-0 | 0 | 1 | 0 | 1.000 |
| TOTAL | .438 | 29-9 | 16 | 2 | 7 | 3 | 0 | 0 | 7 | 10 | .625 | 8 | 0 | 2 | 0 | .625 | 0 | 0 | 0-0 | 1 | 8 | 0 | 1.000 |

| Year | ERA | W-L | APP | GS | CG | SHO | SV | IP | H | R | ER | BB | SO | 2B | 3B | HR | BF | B.AVG | WP | HBP | BK | SF | SH |
|-------|------|-----|-----|----|----|-----|----|------|----|----|----|----|----|----|----|----|-----|-------|----|-----|----|----|----|
| 2025 | 3.35 | 4-2 | 19 | 6 | 0 | 0/1 | 3 | 48.0 | 38 | 24 | 23 | 33 | 46 | 4 | 2 | 6 | 213 | .225 | 7 | 2 | 0 | 4 | 5 |
| 2026 | 0.88 | 0-0 | 2 | 0 | 0 | 0/0 | 1 | 8.0 | 4 | 1 | 1 | 2 | 8 | 0 | 0 | 0 | 29 | .154 | 0 | 1 | 0 | 0 | 0 |
| TOTAL | 3.00 | 4-2 | 21 | 6 | 0 | 0/1 | 4 | 56.0 | 42 | 25 | 24 | 35 | 54 | 4 | 2 | 6 | 242 | .215 | 7 | 3 | 0 | 4 | 5 |

SEASON HIGHS (PITCHING)

| Category | No. | Opponent (Last) | Date |
|----------------|-----|-----------------|--------|
| Innings | 6.0 | Virginia | 2/7/26 |
| Longest Start | - | - | - |
| Shortest Start | - | - | - |
| Longest Relief | 6.0 | Virginia | 2/7/26 |
| Hits | 1 | Akron | 2/6/26 |
| Runs | 0 | Akron | 2/6/26 |
| Earned Runs | 1 | Akron | 2/6/26 |
| Walks | 2 | Virginia | 2/7/2 |
| Strikeouts | 5 | Virginia | 2/7/26 |

CAREER HIGHS (PITCHING)

| Category | No. | Opponent (Last) | Date |
|----------------|-----|---------------------|---------|
| Innings | 6.1 | Florida | 4/6/25 |
| Longest Start | 5.0 | San Diego | 2/8/25 |
| Shortest Start | 0.2 | Tennessee | 3/24/25 |
| Longest Relief | 4.0 | Ole Miss | 5/23/25 |
| Hits | 6 | Florida | 4/6/25 |
| Runs | 3 | 4x (South Carolina) | 4/12/25 |
| Earned Runs | 3 | 4x (South Carolina) | 4/12/25 |
| Walks | 5 | Southern Miss | 2/16/25 |
| Strikeouts | 8 | 2x (Southern Miss) | 2/16/25 |

SEASON HIGHS (HITTING)

| Category | No. | Opponent (Last) | Date |
|-----------|-----|------------------|--------|
| Hits | 1 | 2x (CCU) | 2/8/26 |
| Doubles | - | - | - |
| Triples | - | - | - |
| Home Runs | - | - | - |
| RBIs | 1 | 3x (CCU) | 2/8/26 |
| Runs | 1 | 2x (Akron) | 2/6/26 |
| Walks | 3 | Akron | 2/6/26 |
| ABs | 2 | Coastal Carolina | 2/7/26 |

CAREER HIGHS (HITTING)

| Category | No. | Opponent (Last) | Date |
|-----------|-----|------------------|---------|
| Hits | 1 | 4x (CCU) | 2/7/26 |
| Doubles | 1 | 2x (ULM) | 2/14/25 |
| Triples | - | - | - |
| Home Runs | - | - | - |
| RBIs | 2 | ULM | 2/14/25 |
| Runs | 1 | 2x (Akron) | 2/6/26 |
| Walks | 3 | Akron | 2/6/26 |
| ABs | 2 | Coastal Carolina | 2/7/26 |


CAREER HONORS

- » D1 Softball D100 Freshman (2025)
- » Softball America Freshman Watch List (2025)
- » Texas Gatorade Player of the Year (2024)
- » United States 18-U team member (2024)
- » No. 6 Overall Player in Extra Innings Softball Player Rankings (2024)
- » All-Greater Houston Pitcher of the Year (2024)
- » Max Preps All-American (2024)
- » District MVP (2022, 2023)
- » Majoring in Business

GAME-BY-GAME

| Date | Opponent | Pos | AB | R | H | RBI | 2B | 3B | HR | BB | SB | CS | HBP | SAC | SF | GDP | K | PO | A | E | AVG |
|--------|---------------------|-------|----|---|---|-----|----|----|----|----|----|----|-----|-----|----|-----|---|----|---|---|-------|
| Feb 06 | vs Virginia | *dh | 1 | 1 | 1 | 1 | 0 | 0 | 0 | 1 | 0 | 0 | 0 | 0 | 0 | 0 | 0 | 0 | 0 | 0 | 0.000 |
| Feb 06 | vs Akron | *dh/p | 1 | 1 | 0 | 1 | 0 | 0 | 0 | 3 | 0 | 0 | 0 | 0 | 0 | 0 | 0 | 0 | 0 | 0 | .500 |
| Feb 07 | vs Virginia | p/ph | 1 | 0 | 0 | 0 | 0 | 0 | 0 | 0 | 0 | 0 | 0 | 0 | 0 | 0 | 0 | 0 | 0 | 1 | .333 |
| Feb 07 | at Coastal Carolina | *dh | 2 | 0 | 1 | 1 | 0 | 0 | 0 | 0 | 0 | 0 | 0 | 0 | 0 | 0 | 0 | 1 | 0 | 0 | .400 |
| Feb 08 | vs Akron | ph | 1 | 0 | 0 | 0 | 0 | 0 | 0 | 0 | 0 | 0 | 0 | 0 | 0 | 0 | 0 | 0 | 0 | 0 | .333 |
| Totals | | 3gs | 6 | 2 | 2 | 3 | 0 | 0 | 0 | 4 | 0 | 0 | 0 | 0 | 0 | 0 | 1 | 0 | 1 | 0 | .333 |

| Date | Opponent | GS | IP | H | R | ER | BB | SO | 2B | 3B | HR | WP | BK | HBP | IBB | Score | W-L | Sv | ERA | NP |
|--------|-------------|----|-----|-----|---|----|----|----|----|----|----|----|----|-----|-----|-------|-----|----|------|----|
| Feb 06 | vs Akron | | 2.0 | 1 | 0 | 0 | 0 | 3 | 0 | 0 | 0 | 0 | 0 | 1 | 0 | 9-1 | 0-0 | 1 | 0.00 | 27 |
| Feb 07 | vs Virginia | | 6.0 | 3 | 1 | 1 | 2 | 5 | 0 | 0 | 0 | 0 | 0 | 0 | 0 | 2-4 | 0-0 | 1 | 0.88 | 84 |
| Totals | | | 0 | 8.0 | 4 | 1 | 1 | 2 | 8 | 0 | 0 | 0 | 0 | 1 | 0 | 11-5 | 0-0 | 1 | 0.88 | - |



ATALYIA RIJO

INF • L/R • 5-7 • Senior
Horsehead, N.Y. • Corning-Painted Post HS

26

CAREER STATS

| Year | Avg. | GP-GS | AB | R | H | 2B | 3B | HR | RBI | TB | SLG% | BB | HBP | SO | GDP | OBP | SF | SH | SB-ATT | PO | A | E | FLD% |
|-------|------|---------|-----|----|----|----|----|----|-----|-----|------|----|-----|----|-----|------|----|----|--------|-----|-----|----|-------|
| 2023 | .203 | 56-55 | 133 | 24 | 27 | 6 | 0 | 5 | 24 | 48 | .361 | 9 | 7 | 33 | 2 | .285 | 2 | 3 | 0-0 | 63 | 115 | 11 | .942 |
| 2024 | .214 | 9-6 | 14 | 2 | 3 | 2 | 0 | 0 | 1 | 5 | .357 | 1 | 1 | 3 | 0 | .313 | 0 | 1 | 0-0 | 8 | 10 | 0 | 1.000 |
| 2025 | .318 | 57-56 | 157 | 28 | 50 | 10 | 2 | 6 | 38 | 82 | .522 | 13 | 7 | 19 | 1 | .389 | 3 | 5 | 1-1 | 70 | 73 | 5 | .966 |
| 2026 | .385 | 5-5 | 13 | 6 | 5 | 1 | 0 | 1 | 4 | 9 | .692 | 1 | 1 | 3 | 0 | .467 | 0 | 0 | 0-0 | 3 | 3 | 1 | .857 |
| TOTAL | .268 | 127-122 | 317 | 60 | 85 | 19 | 2 | 12 | 67 | 144 | .454 | 24 | 16 | 58 | 3 | .345 | 5 | 9 | 1-1 | 144 | 201 | 17 | .953 |

SEASON HIGHS

| Category | No. | Opponent (Last) | Date |
|-----------|-----|-----------------|--------|
| Hits | 3 | Akron | 2/6/26 |
| Doubles | 1 | Akron | 2/6/26 |
| Triples | - | - | - |
| Home Runs | 1 | Akron | 2/8/26 |
| RBI's | 3 | Akron | 2/8/26 |
| Runs | 3 | Akron | 2/8/26 |
| Walks | 1 | Virginia | 2/6/26 |
| ABs | 4 | Akron | 2/6/26 |

CAREER HIGHS

| Category | No. | Opponent (Last) | Date |
|-----------|-----|---------------------|---------|
| Hits | 4 | 2x (Oklahoma State) | 5/18/25 |
| Doubles | 2 | Southern Miss | 2/16/25 |
| Triples | 1 | 2x (South Carolina) | 4/12/25 |
| Home Runs | 1 | 12x (Akron) | 2/8/26 |
| RBI's | 4 | 3x (MO State) | 3/1/25 |
| Runs | 3 | 3x (Akron) | 2/8/26 |
| Walks | 2 | 5x (LSU) | 5/2/25 |
| ABs | 4 | 11x (Oklahoma St.) | 5/18/25 |

PLAYER PROFILE

- » Was granted a medical redshirt after missing most of the 2024 season due to a shoulder injury. Will have two years of eligibility remaining entering the 2026 season.
- » Played for the Dominican Republic National Team in the the XX Juegos Bolivarianos Ayacucho - Lima 2025 on Nov. 23-27 where she batted .368 with seven hits, four home runs, nine RBI and 19 total bases while posting a 1.435 OPS.
- » Batted .900 (9-10) with a solo HR, three RBI and a walk during the Fayetteville Regional. Set the Arkansas program record for hits in an NCAA Tournament game with four in a pair of wins over Oklahoma State (May 17, 2025)
- » Second player in program history from New York joining Maddie Reese (2012) as the only other Hog from the Empire State.
- » Father Fernando Rijo signed with the LA Dodgers in 1995 at the age of 15 and pitched 11 seasons in professional baseball making it as high as AAA. Her cousin is 1990 World Series MVP Jose Rijo. Her mother Audrey was a three-sport athlete who played DI softball at Albany and UNC-Wilmington.
- » Prepped at Corning-Painted Post High School where she won a state championship and 2019. Also played varsity softball starting in eighth grade.

CAREER HONORS

- » NFCA Second-Team All-Region (2025)
- » SEC Career Tour Participant (2024)
- » SEC Spring Academic Honor Roll (2024)
- » SEC Freshman of the Week (Feb. 13, 2023)

GAME-BY-GAME

| Date | Opponent | Pos | AB | R | H | RBI | 2B | 3B | HR | BB | SB | CS | HBP | SAC | SF | GDP | K | PO | A | E | AVG |
|--------|---------------------|-----|----|---|---|-----|----|----|----|----|----|----|-----|-----|----|-----|---|----|---|---|------|
| Feb 06 | vs Virginia | *ss | 2 | 1 | 0 | 0 | 0 | 0 | 0 | 1 | 0 | 0 | 0 | 0 | 0 | 0 | 0 | 1 | 0 | 0 | .000 |
| Feb 06 | vs Akron | *ss | 4 | 2 | 3 | 1 | 1 | 0 | 0 | 0 | 0 | 0 | 0 | 0 | 0 | 0 | 0 | 2 | 1 | 1 | .500 |
| Feb 07 | vs Virginia | *ss | 3 | 0 | 0 | 0 | 0 | 0 | 0 | 0 | 0 | 0 | 0 | 0 | 0 | 0 | 0 | 2 | 0 | 1 | .333 |
| Feb 07 | at Coastal Carolina | *ss | 2 | 0 | 0 | 0 | 0 | 0 | 0 | 0 | 0 | 0 | 0 | 0 | 0 | 0 | 0 | 1 | 0 | 0 | .273 |
| Feb 08 | vs Akron | *ss | 2 | 3 | 2 | 3 | 0 | 0 | 1 | 0 | 0 | 0 | 1 | 0 | 0 | 0 | 0 | 0 | 0 | 1 | .385 |
| Totals | | 5gs | 13 | 6 | 5 | 4 | 1 | 0 | 1 | 1 | 0 | 0 | 1 | 0 | 0 | 0 | 3 | 3 | 3 | 1 | .385 |



KHAMARI HALL

OF • L/L • 5-3 • Freshman
League City, Texas • Clear Creek HS

30

CAREER STATS

| Year | Avg. | GP-GS | AB | R | H | 2B | 3B | HR | RBI | TB | SLG% | BB | HBP | SO | GDP | OBP | SF | SH | SB-ATT | PO | A | E | FLD% |
|-------|------|-------|----|---|---|----|----|----|-----|----|------|----|-----|----|-----|------|----|----|--------|----|---|---|------|
| 2026 | .000 | 0-0 | - | - | - | - | - | - | - | - | .000 | - | - | - | - | .000 | - | - | 0-0 | - | - | - | .000 |
| TOTAL | .000 | 0-0 | - | - | - | - | - | - | - | - | .000 | - | - | - | - | .000 | - | - | 0-0 | - | - | - | .000 |

SEASON HIGHS

| Category | No. | Opponent (Last) | Date |
|-----------|-----|-----------------|------|
| Hits | - | - | - |
| Doubles | - | - | - |
| Triples | - | - | - |
| Home Runs | - | - | - |
| RBIs | - | - | - |
| Runs | - | - | - |
| Walks | - | - | - |
| ABs | - | - | - |

CAREER HIGHS

| Category | No. | Opponent (Last) | Date |
|-----------|-----|-----------------|------|
| Hits | - | - | - |
| Doubles | - | - | - |
| Triples | - | - | - |
| Home Runs | - | - | - |
| RBIs | - | - | - |
| Runs | - | - | - |
| Walks | - | - | - |

PLAYER PROFILE

- » Rated as the No. 14 prospect in her class according to Perfect Game.
- » Prepped at Clear Creek High School in League City, Texas where she earned first-team all-district honors four times in addition to being named first-team All-Galveston County multiple times
- » Batted .557 with 49 hits, eight home runs, 15 walks, 39 RBI and 18 stolen bases while leading Clear Creek to 20-8 record that featured a district championship as a senior.
- » Hit .438 with 32 hits, four walks, three home runs, nine RBI, 14 stolen bases while striking out just four times and posting a .461 on-base percentage as a junior.
- » Played travel ball for Impact Gold Jackson 18U, helping lead them to a TFL Championship
- » Also participated in track, where she was a 100-meter Area finalist; 4x100 meter area qualifier; 100-meter district finalist and 100-meter regional finalist
- » Four-time superintendent scholar while also earning multiple academic all-district honors in addition to being a National Honor Society member.

CAREER HONORS

- » 24-6A First-Team All-District (2022, 2023, 2024, 2025)
- » 24-6A District MVP (2025)
- » First-Team All-Galveston County

GAME-BY-GAME

| Date | Opponent | Pos | AB | R | H | RBI | 2B | 3B | HR | BB | SB | CS | HBP | SAC | SF | GDP | K | PO | A | E | AVG |
|------|----------|-----|----|---|---|-----|----|----|----|----|----|----|-----|-----|----|-----|---|----|---|---|------|
| - | - | - | - | - | - | - | - | - | - | - | - | - | - | - | - | - | - | - | - | - | .000 |



SAYLOR TIMMERMAN

RHP • R/R • 6-1 • Freshman
Minocqua, Wis. • Minocqua HS

32

CAREER STATS

| Year | ERA | W-L | APP | GS | CG | SHO | SV | IP | H | R | ER | BB | SO | 2B | 3B | HR | BF | B.AVG | WP | HBP | BK | SF | SH |
|-------|------|-----|-----|----|----|-----|----|-----|---|---|----|----|----|----|----|----|----|-------|----|-----|----|----|----|
| 2026 | 0.00 | 1-0 | 2 | 1 | 0 | 0/0 | 0 | 5.0 | 1 | 1 | 0 | 3 | 3 | 0 | 0 | 0 | 20 | .059 | 1 | 0 | 0 | 0 | 0 |
| TOTAL | 0.00 | 1-0 | 2 | 1 | 0 | 0/0 | 0 | 5.0 | 1 | 1 | 0 | 3 | 3 | 0 | 0 | 0 | 20 | .059 | 1 | 0 | 0 | 0 | 0 |

SEASON HIGHS

| Category | No. | Opponent (Last) | Date |
|----------------|-----|-----------------|--------|
| Innings | 4.0 | Akron | 2/6/26 |
| Longest Start | 4.0 | Akron | 2/6/26 |
| Shortest Start | 4.0 | Akron | 2/6/26 |
| Longest Relief | 1.0 | Virginia | 2/6/26 |
| Hits | 1 | Akron | 2/6/26 |
| Runs | 1 | Akron | 2/6/26 |
| Earned Runs | 0 | Akron | 2/6/26 |
| Walks | 2 | Akron | 2/6/26 |
| Strikeouts | 2 | Akron | 2/6/26 |

CAREER HIGHS

| Category | No. | Opponent (Last) | Date |
|----------------|-----|-----------------|--------|
| Innings | 4.0 | Akron | 2/6/26 |
| Longest Start | 4.0 | Akron | 2/6/26 |
| Shortest Start | 4.0 | Akron | 2/6/26 |
| Longest Relief | 1.0 | Virginia | 2/6/26 |
| Hits | 1 | Akron | 2/6/26 |
| Runs | 1 | Akron | 2/6/26 |
| Earned Runs | 0 | Akron | 2/6/26 |
| Walks | 2 | Akron | 2/6/26 |
| Strikeouts | 2 | Akron | 2/6/26 |

PLAYER PROFILE

- » Second Player in program history from Wisconsin, joining Brett Erickson (1997-2000)
- » Prepped at Lakeland Union High School, where she became just the fifth player in Wisconsin High School history to register 1,000+ strikeouts during her prep career. Timmerman was the Great Northern Conference Player of the Year in 2024 and 2025 in addition to being named Wisconsin DII Player of the Year twice.
- » Led the Thunderbirds to a 21-9 mark as a senior in 2025. As a senior, she posted a 0.737 ERA, .614 WHIP and 386 strikeouts. Timmerman set a Wisconsin high school record with 29 strikeouts in a 1-0 13-inning win on May 29, 2025 against Shawano. She threw a perfect game, striking out all 15 of her batters faced in while also homering in a 16-0 non-conference win over Crandon in May of 2024.
- » She also was a member of the U-18 USA Women's Junior National Team alongside current teammates Ella McDowell and Cam Harrison.
- » At the 2024 WBSC U-18 World Cup Stage 1 event she threw four scoreless innings and struck out nine while leading the United States to a first-place finish.
- » Also swam and played basketball at Lakeland Union

CAREER HONORS

- » D1 Softball D100 Freshman (2026)
- » Softball America Freshman Watch List (2026)
- » No. 8 overall player and No. 3 pitcher in country for the class of 2025 by Softball America.
- » United States 18-U team member (2024)
- » Wisconsin DII Player of the Year (2024, 2025)
- » Great Northern Conference Player of the Year (2024, 2025)

GAME-BY-GAME

| Date | Opponent | GS | IP | H | R | ER | BB | SO | 2B | 3B | HR | WP | BK | HBP | IBB | Score | W-L | Sv | ERA | NP |
|--------|-------------|----|-----|---|---|----|----|----|----|----|----|----|----|-----|-----|-------|-----|----|------|----|
| Feb 06 | vs Virginia | | 1.0 | 0 | 0 | 0 | 1 | 1 | 0 | 0 | 0 | 1 | 0 | 0 | 0 | 17-1 | 0-0 | 0 | 0.00 | 19 |
| Feb 06 | vs Akron | * | 4.0 | 1 | 1 | 0 | 2 | 2 | 0 | 0 | 0 | 0 | 0 | 0 | 0 | 9-1 | 1-0 | 0 | 0.00 | 50 |
| Totals | | 1 | 5.0 | 1 | 1 | 0 | 3 | 3 | 0 | 0 | 0 | 1 | 0 | 0 | 0 | 26-2 | 1-0 | 0 | 0.00 | - |



JAYDEN RAMOS

UTL • R/R • 5-10 • Sophomore
Fresno, Calif. • Central HS

34

CAREER STATS

| Year | Avg. | GP-GS | AB | R | H | 2B | 3B | HR | RBI | TB | SLG% | BB | HBP | SO | GDP | OBP | SF | SH | SB-ATT | PO | A | E | FLD% |
|-------|-------|-------|----|---|---|----|----|----|-----|----|-------|----|-----|----|-----|-------|----|----|--------|----|---|---|------|
| 2025 | .375 | 15-1 | 16 | 2 | 6 | 1 | 0 | 1 | 8 | 10 | .625 | 1 | 1 | 1 | 1 | .421 | 1 | 0 | 0-0 | 0 | 0 | 0 | .000 |
| 2026 | 1.000 | 3-0 | 1 | 0 | 1 | 0 | 0 | 0 | 0 | 1 | 1.000 | 2 | 0 | 0 | 0 | 1.000 | 0 | 0 | 0-0 | 0 | 0 | 0 | .000 |
| TOTAL | .412 | 18-1 | 17 | 2 | 7 | 1 | 0 | 1 | 8 | 11 | .647 | 3 | 1 | 1 | 1 | .500 | 1 | 0 | 0-0 | 0 | 0 | 0 | .000 |

SEASON HIGHS

| Category | No. | Opponent (Last) | Date |
|-----------|-----|-----------------------|--------|
| Hits | 1 | Akron | 2/8/26 |
| Doubles | - | - | - |
| Triples | - | - | - |
| Home Runs | - | - | - |
| RBIs | - | - | - |
| Runs | - | - | - |
| Walks | 1 | 2x (Coastal Carolina) | 2/7/26 |
| ABs | 1 | Akron | 2/8/26 |

CAREER HIGHS

| Category | No. | Opponent (Last) | Date |
|-----------|-----|-----------------|--------|
| Hits | 1 | 5x (UNF) | 4/7/25 |
| Doubles | 1 | North Florida | 4/7/25 |
| Triples | - | - | - |
| Home Runs | 1 | Illinois | 3/1/25 |
| RBIs | 3 | Illinois | 3/1/25 |
| Runs | 1 | 2x (Illinois) | 3/1/25 |
| Walks | - | - | - |
| ABs | 3 | Florida | 4/6/25 |

PLAYER PROFILE


- » Saw action in 15 games while making one start as a freshman in 2025... Batted .375 with six hits, a double, a home run, two runs scored and eight RBI while posting a .625 slugging percentage and a .421 on-base percentage ... Went 1-2 with an RBI and a run scored during her collegiate debut against Lipscomb (Feb. 7) ... Recorded an RBI single in a pinch-hit appearance during a win over Southern Miss (Feb. 16) ... Registered a pinch-hit base hit during a victory over ULM (Feb. 16) and Rutgers (Feb. 20) ... Smashed a pinch-hit three-run home run to complete a 10-1 run-rule win over Illinois during the Wooo Pig Classic (March 1) ... Went 1-1 with a two-run pinch-hit double during a win at North Florida (April 7)
- » Prepped at Central High School in Fresno, Calif ... Batted .409 during her high school career with 135 hits, 54 runs scored, 41 doubles, two triples and 22 home runs ... Named Fresno Bee Player of the Year after posting a .469 batting average, 38 RBI, nine doubles and seven home runs as a senior ... Hit .447 with 34 hits, 19 RBI and six home runs en route to being named all-league and league offensive player of the year during her junior season ... Also pitched during her high school career, registering a 3.41 ERA in 37.0 innings pitched with three complete games and 42 strikeouts.
- » Majoring in Exercise Science

CAREER HONORS

- » Fresno Bee Player of the Year (2024)

GAME-BY-GAME

| Date | Opponent | Pos | AB | R | H | RBI | 2B | 3B | HR | BB | SB | CS | HBP | SAC | SF | GDP | K | PO | A | E | AVG |
|--------|---------------------|-----|----|---|---|-----|----|----|----|----|----|----|-----|-----|----|-----|---|----|---|---|--------|
| Feb 06 | vs Virginia | ph | 0 | 0 | 0 | 0 | 0 | 0 | 0 | 1 | 0 | 0 | 0 | 0 | 0 | 0 | 0 | 0 | 0 | 0 | .000 |
| Feb 07 | at Coastal Carolina | ph | 0 | 0 | 0 | 0 | 0 | 0 | 0 | 1 | 0 | 0 | 0 | 0 | 0 | 0 | 0 | 0 | 0 | 0 | .000 |
| Feb 08 | vs Akron | ph | 1 | 0 | 1 | 0 | 0 | 0 | 0 | 0 | 0 | 0 | 0 | 0 | 0 | 0 | 0 | 0 | 0 | 0 | 01.000 |
| Totals | | Ogs | 1 | 0 | 1 | 0 | 0 | 0 | 0 | 2 | 0 | 0 | 0 | 0 | 0 | 0 | 0 | 0 | 0 | 0 | 01.000 |



JAYDEN WELLS

UTL • R/R • 5-6 • Junior
Paris, Ark. • Paris HS

45

CAREER STATS

| Year | Avg. | GP-GS | AB | R | H | 2B | 3B | HR | RBI | TB | SLG% | BB | HBP | SO | GDP | OBP | SF | SH | SB-ATT | PO | A | E | FLD% |
|-------|------|-------|----|---|---|----|----|----|-----|----|------|----|-----|----|-----|------|----|----|--------|----|---|---|-------|
| 2024 | .000 | 2-0 | 1 | 1 | 0 | 0 | 0 | 0 | 0 | 0 | .000 | 0 | 0 | 0 | 0 | .000 | 0 | 0 | 1-1 | 0 | 0 | 0 | .000 |
| 2025 | .000 | 8-0 | 1 | 5 | 0 | 0 | 0 | 0 | 0 | 0 | .000 | 0 | 0 | 0 | 0 | .000 | 0 | 0 | 0-0 | 0 | 0 | 0 | 0.000 |
| TOTAL | .000 | 9-0 | 2 | 6 | 0 | 0 | 0 | 0 | 0 | 0 | .000 | 0 | 0 | 0 | 0 | .000 | 0 | 0 | 1-1 | 2 | 0 | 0 | 1.000 |

SEASON HIGHS (HITTING)

| Category | No. | Opponent (Last) | Date |
|-----------|-----|-----------------|--------|
| Hits | - | - | - |
| Doubles | - | - | - |
| Triples | - | - | - |
| Home Runs | - | - | - |
| RBI's | - | - | - |
| Runs | 1 | Akron | 2/8/26 |
| Walks | - | - | - |
| ABs | - | - | - |

CAREER HIGHS (HITTING)

| Category | No. | Opponent (Last) | Date |
|-----------|-----|--------------------|---------|
| Hits | - | - | - |
| Doubles | - | - | - |
| Triples | - | - | - |
| Home Runs | - | - | - |
| RBI's | - | - | - |
| Runs | 1 | 5x (Akron) | 2/8/26 |
| Walks | - | - | - |
| ABs | 1 | 2x (Southern Miss) | 2/15/25 |

PLAYER PROFILE

- » Appeared in 15 games primarily as a pinch runner as a sophomore ... Scored a run as a pinch runner against Lipscomb (Feb. 7), Cal State Fullerton (Feb. 20), Illinois (Feb. 28, March 1), Iowa (March 1), Ole Miss (March 8-9), South Carolina (April 11), Colorado State (April 18) and LSU (May 3).
- » Appeared in two games during her freshman campaign, scoring a run and stealing a base as a pinch-runner in a 9-0 win over UT Arlington (Feb. 23). She recorded first collegiate at-bat in an 8-0 win at Texas A&M-Corpus Christi (March 18)
- » Checked in at No. 27 in the Extra Inning Softball 2023 Extra Elite 100.
- » Prepped at Paris High School in Paris, Ark., where she helped lead the Eagles to a state semifinal in 2021.
- » Hit an astronomical .475 as a junior in high school, registering a .597 on-base percentage, .983 slugging percentage and 1.580 OPS while garnering honorable mention all-state honors
- » Named District Offensive MVP and was a Gold Glove honoree as a sophomore at Paris in 2021.
- » Majoring in Recreation and Sport Management

CAREER HONORS

- » Easton/NFCA Scholar-Athlete (2025)
- » First-Year SEC Academic Honor Roll (2024)
- » No. 27 Extra Innings Softball Extra Elite 100 Player Rankings (2023)
- » Honorable Mention All-State (2022)
- » District Offensive MVP (2021)

GAME-BY-GAME

| Date | Opponent | Pos | AB | R | H | RBI | 2B | 3B | HR | BB | SB | CS | HBP | SAC | SF | GDP | K | PO | A | E | AVG |
|--------|------------------|-----|----|---|---|-----|----|----|----|----|----|----|-----|-----|----|-----|---|----|---|---|-------|
| Feb 15 | vs Southern Miss | ph | 1 | 0 | 0 | 0 | 0 | 0 | 0 | 0 | 0 | 0 | 0 | 0 | 0 | 0 | 0 | 0 | 0 | 0 | .000 |
| Totals | | Ogs | 1 | 1 | 0 | 0 | 0 | 0 | 0 | 0 | 0 | 0 | 0 | 0 | 0 | 0 | 0 | 0 | 0 | 0 | 0.000 |



KAILEY WYCKOFF • Why-KOFF

UTL • L/L • 5-7 • Senior
Katy, Texas • Katy HS / Texas Tech

46

CAREER STATS

| Year | Avg. | GP-GS | AB | R | H | 2B | 3B | HR | RBI | TB | SLG% | BB | HBP | SO | GDP | OBP | SF | SH | SB-ATT | PO | A | E | FLD% |
|-------|------|---------|-----|-----|-----|----|----|----|-----|-----|------|----|-----|----|-----|------|----|----|--------|-----|----|---|-------|
| 2023 | .393 | 52-46 | 150 | 40 | 59 | 15 | 5 | 9 | 31 | 111 | .740 | 12 | 4 | 16 | 0 | .452 | 0 | 1 | 1-2 | 169 | 11 | 1 | .994 |
| 2024 | .407 | 50-49 | 145 | 37 | 59 | 12 | 2 | 7 | 35 | 96 | .662 | 18 | 4 | 12 | 0 | .482 | 1 | 1 | 3-3 | 126 | 2 | 3 | .977 |
| 2025 | .328 | 58-58 | 186 | 48 | 61 | 15 | 0 | 7 | 55 | 97 | .522 | 24 | 4 | 32 | 0 | .406 | 5 | 0 | 2-2 | 98 | 7 | 2 | .981 |
| 2026 | .417 | 5-5 | 12 | 7 | 5 | 1 | 0 | 0 | 5 | 6 | .500 | 2 | 1 | 1 | 0 | .533 | 0 | 0 | 0-0 | 2 | 0 | 0 | 1.000 |
| TOTAL | .373 | 165-158 | 493 | 132 | 184 | 43 | 7 | 23 | 126 | 310 | .629 | 56 | 13 | 61 | 0 | .445 | 6 | 2 | 5-6 | 395 | 20 | 6 | .986 |

SEASON HIGHS

| Category | No. | Opponent (Last) | Date |
|-----------|-----|-----------------|--------|
| Hits | 2 | Virginia | 2/6/26 |
| Doubles | 1 | Akron | 2/6/26 |
| Triples | - | - | - |
| Home Runs | - | - | - |
| RBI | 2 | 2x (Akron) | 2/8/26 |
| Runs | 3 | Virginia | 2/6/26 |
| Walks | 2 | Virginia | 2/6/26 |
| ABs | 4 | Virginia | 2/6/26 |

CAREER HIGHS

| Category | No. | Opponent (Last) | Date |
|-----------|-----|-------------------|---------|
| Hits | 3 | 14x (Saint Louis) | 5/16/25 |
| Doubles | 2 | North Dakota | 3/4/23 |
| Triples | 1 | 6x (Kansas) | 4/14/24 |
| Home Runs | 2 | 2x (Iowa State) | 5/8/24 |
| RBI | 5 | Saint Louis | 5/16/25 |
| Runs | 3 | 5x (UCA) | 3/18/25 |
| Walks | 3 | Missouri State | 3/2/25 |
| ABs | 5 | 4x (Florida) | 4/5/25 |

PLAYER PROFILE

- » Transferred to Arkansas this offseason after spending the 2023-24 seasons at Texas Tech.
- » Has started 9+ games at five separate positions during her collegiate career (C, LF, RF, DP, 1B)
- » Has reached base safely (errors excluded) in 84.8% (140-165) of her games during her collegiate career.
- » Attended Katy High School, where she was part of a 6A Texas State Championship team in 2019 and was teammates with Cam Harrison and Ashtyn Reichardt her final two seasons. Played under former Kansas (1988-1995) and Alabama coach (1996-1998) Kalum Haack at Katy.
- » Also participated in volleyball in high school and FFA (Future Farmers of America), earning Reserve Grand Champion Chickens. Helped lead Katy to a 6A regional final appearance in volleyball in 2020 and 2021.
- » Has a dog named Beau Beau
- » Wears No. 46 in honor of her grandmother's birthyear (1946)

CAREER HONORS

- » NFCA Second-Team All-Region (2025)
- » Academic All-Big 12 First Team (2024)
- » All-Big 12 First Team (2024)
- » Big 12 Freshman of the Year (2023)
- » All-Big 12 Second Team (2023)
- » NFCA Third Team All-Region (2023)
- » D1 Softball Freshman All-American (2023)
- » NFCA/TUCCI Freshman of the Year Top-25 Finalist (2023)
- » District 19-6A Most Valuable Player (2021)

GAME-BY-GAME

| Date | Opponent | Pos | AB | R | H | RBI | 2B | 3B | HR | BB | SB | CS | HBP | SAC | SF | GDP | K | PO | A | E | AVG |
|--------|---------------------|--------|----|---|---|-----|----|----|----|----|----|----|-----|-----|----|-----|---|----|---|---|------|
| Feb 06 | vs Virginia | *of/dh | 4 | 3 | 2 | 1 | 0 | 0 | 0 | 0 | 0 | 0 | 0 | 0 | 0 | 0 | 0 | 0 | 1 | 0 | .500 |
| Feb 06 | vs Akron | *of | 2 | 2 | 1 | 0 | 1 | 0 | 0 | 2 | 0 | 0 | 0 | 0 | 0 | 0 | 0 | 1 | 0 | 0 | .500 |
| Feb 07 | vs Virginia | *of | 3 | 0 | 0 | 0 | 0 | 0 | 0 | 0 | 0 | 0 | 0 | 0 | 0 | 0 | 0 | 1 | 0 | 0 | .333 |
| Feb 07 | at Coastal Carolina | *of | 2 | 0 | 1 | 2 | 0 | 0 | 0 | 0 | 0 | 0 | 0 | 0 | 0 | 0 | 0 | 0 | 0 | 0 | .364 |
| Feb 08 | vs Akron | *of | 1 | 2 | 1 | 2 | 0 | 0 | 0 | 0 | 0 | 0 | 1 | 0 | 0 | 0 | 0 | 0 | 0 | 0 | .417 |
| Totals | | 5gs | 12 | 7 | 5 | 5 | 1 | 0 | 0 | 2 | 0 | 0 | 1 | 0 | 0 | 0 | 1 | 2 | 0 | 0 | .417 |



LEXI KING

RHP • R/R • 5-8 • Sophomore
Windermere, Fla. • Windermere HS

99

CAREER STATS

| Year | ERA | W-L | APP | GS | CG | SHO | SV | IP | H | R | ER | BB | SO | 2B | 3B | HR | BF | B.AVG | WP | HBP | BK | SF | SH |
|-------|-------|-----|-----|----|----|-----|----|------|----|---|----|----|----|----|----|----|----|-------|----|-----|----|----|----|
| 2025 | 2.69 | 3-1 | 10 | 0 | 0 | 0/5 | 0 | 13.0 | 15 | 5 | 5 | 2 | 3 | 3 | 0 | 1 | 56 | .283 | 0 | 1 | 0 | 0 | 0 |
| 2026 | 14.00 | 0-0 | 1 | 0 | 0 | 0/0 | 0 | 1.0 | 3 | 2 | 2 | 0 | 0 | 0 | 0 | 1 | 7 | .429 | 0 | 0 | 0 | 0 | 0 |
| TOTAL | 3.42 | 3-1 | 12 | 0 | 0 | 0/5 | 0 | 14.1 | 21 | 9 | 7 | 2 | 3 | 4 | 0 | 2 | 67 | .328 | 0 | 1 | 0 | 0 | 0 |

SEASON HIGHS

| Category | No. | Opponent (Last) | Date |
|----------------|-----|-----------------|--------|
| Innings | 1.0 | Akron | 2/8/26 |
| Longest Start | 0.0 | - | - |
| Shortest Start | 0.0 | - | - |
| Longest Relief | 1.0 | Akron | 2/8/26 |
| Hits | 3 | Akron | 2/8/26 |
| Runs | 2 | Akron | 2/8/26 |
| Earned Runs | 2 | Akron | 2/8/26 |
| Walks | - | - | - |
| Strikeouts | - | - | - |

CAREER HIGHS

| Category | No. | Opponent (Last) | Date |
|----------------|-----|---------------------|---------|
| Innings | 2.1 | Southern Miss | 2/15/25 |
| Longest Start | 0.0 | - | - |
| Shortest Start | 0.0 | - | - |
| Longest Relief | 2.1 | Southern Miss | 2/15/25 |
| Hits | 4 | Missouri State | 3/2/25 |
| Runs | 2 | Akron | 2/8/26 |
| Earned Runs | 2 | Akron | 2/8/26 |
| Walks | 0 | 7x (Ole Miss) | 3/7/25 |
| Strikeouts | 1 | 2x (Missouri State) | 3/2/25 |
| Pitches | 40 | Southern Miss | 2/15/25 |

PLAYER PROFILE

- » Made 11 appearances in the circle as a freshman in 2025 ... Posted a 3-1 record with a 2.63 ERA in 13.1 innings pitched while allowing 18 hits, five earned runs and two walks with three strikeouts ... Threw a scoreless inning while allowing a hit in her collegiate debut during a 23-0 win over Lipscomb (Feb. 7) ... Pitched two scoreless innings of relief while allowing two hits to earn her first college victory against Bradley (Feb. 8) ... Improved to 2-0 after throwing 2.1 scoreless innings of relief during a 12-4 win over Southern Miss (Feb. 15) ... Threw a shut-out inning of relief while allowing just one hit in an 8-0 win over Baylor (Feb. 22) ... Fanned one during a scoreless inning of relief against Iowa (March 1) ... Earned her third win of the season after allowing one run on four hits while striking out one in two innings of work against Missouri State (March 2) ... Threw two shutout innings of one-hit relief while picking up a strikeout in a win at North Florida (April 7).
- » Played varsity as a sixth grader at Windermere High School in Windermere, Fla. Played travel ball with Tennessee Mojo Fisher.
- » Cousin is former Oklahoma catcher and three-time All-American Jessica Shults. Is a fan of the Atlanta Braves and enjoys wakesurfing in her free time.
- » Was a National Honor Society member in high school.

CAREER HONORS

- » First-Year SEC Academic Honor Roll (2025)
- » Easton/NFCA Scholar-Athlete (2025)
- » No. 23 Overall Player Extra Inning Softball (2024)
- » Orlando Sentinel Player of the Year (2024)


GAME-BY-GAME

| Date | Opponent | GS | IP | H | R | ER | BB | SO | 2B | 3B | HR | WP | BK | HBP | IBB | Score | W-L | Sv | ERA | NP |
|--------|----------|----|-----|---|---|----|----|----|----|----|----|----|----|-----|-----|-------|-----|----|-------|----|
| Feb 08 | vs Akron | | 1.0 | 3 | 2 | 2 | 0 | 0 | 0 | 0 | 1 | 0 | 0 | 0 | 0 | 21-3 | 0-0 | 0 | 14.00 | 25 |
| Totals | | 0 | 1.0 | 3 | 2 | 2 | 0 | 0 | 0 | 0 | 1 | 0 | 0 | 0 | 0 | 21-3 | 0-0 | 0 | 14.00 | - |

2026 ARKANSAS RAZORBACKS




BRINLI BAIN
Fr. • 5-5 • L/R
C/INF • Eagleville, Tenn.
Brynn-Lee




REIS BEUERLEIN
Sr. • 5-9 • R/R
RHP • Cave Creek, Ariz.
BUR-line



ASHTYN REICHARDT
R-Fr. • 5-7 • L/L
OF • Katy, Texas




ELLA MCDOWELL
So. • 5-6 • R/R
INF • Richmond, Texas




KYLER DEL DUCA
Fr. • 5-4 • R/R
UTL • Chino, Calif.




ROBYN HERRON
Sr. • 5-10 • R/L
LHP • Tampa, Fla.
Heron



PAYTON BURNHAM
So. • 5-8 • R/R
RHP/UTL • Eugene, Ore.




KASEY WOOD
Jr. • 5-8 • R/R
UTL • Bentonville, Ark.




KARLIE DAVISON
Sr. • 5-8 • R/R
INF • Torrance, Calif.



LILLIE-FAYE MCWHORTER
Fr. • 5-9 • R/R
RHP • Warren, Ark.




RAMSEY WALKER
So. • 5-7 • R/R
OF • Shreveport, La.




KENNEDY MILLER
Jr. • 5-8 • R/R
C • Georgetown, Texas



TIANNA BELL
Sr. • 5-5 • R/R
INF • Antioch, Calif.
Tee-on-uh



AVA CARTER
So. • 5-6 • L/R
OF • Paragould, Ark.



DAKOTA KENNEDY
SR. • 5-7 • L/R
OF • Sacramento, Calif.



REAGAN JOHNSON
Sr. • 5-4 • L/R
OF • Karnes City, Texas




CAM HARRISON
So. • 5-10 • R/R
RHP/UTL • Brookshire, Texas



ATALYIA RIJO
Sr. • 5-7 • L/R
INF • Horseheads, N.Y.
Uh-TAL-ia RE-ho



KHAMARI HALL
Fr. • 5-3 • L/L
OF • League City, Texas




SAYLOR TIMMERMAN
Fr. • 6-1 • R/R
RHP • Minocqua, Wis.



JAYDEN RAMOS
So. • 5-10 • R/R
INF • Fresno, Calif.



JAYDEN WELLS
Jr. • 5-6 • R/R
UTL • Paris, Ark.



KAILEY WYCKOFF
Sr. • 5-7 • L/L
UTL • Katy, Texas
Why-KOFF



LEXI KING
So. • 5-8 • R/R
RHP • Windermere, Fla.



COURTNEY DEIFEL
Head Coach
11th Season



MATT MEUCHEL
Asst. Coach • 3rd Base Coach
10th Season



DJ GASSO
Asst. Coach • (Hitting)
Third Season



PARKER STAGGS
Asst. Coach • (Pitching)
First Season