

ARKANSAS RAZORBACKS

2025-26 SCHEDULE / RESULTS

		ARK Rank	OPP Rank	NOVEMBER		all times CT	
3	Fri	14/15	-	SOUTHERN		SEC Network	W 109 77
8	Sat	14/15	22/21	at Michigan State		FOX	L 66 69
11	Tues	21/21	-	CENTRAL ARKANSAS		SECN+	W 93 56
14	Fri	21/21	-	SAMFORD		SECN+	W 79 75
18	Tues	21/22	-	WINTHROP		SECN+	W 84 83
21	Fri	21/22	-	JACKSON STATE		SECN+	W 115 61

		CBS THANKSGIVING CLASSIC • Chicago (United Center)	
27	Thurs	22/21	4/4 vs Duke

DECEMBER

		ESPN ACC/SEC CHALLENGE	
3	Wed	25/23	6/6 LOUISVILLE
at NORTH LITTLE ROCK (Simmons Bank Arena)			
6	Sat	25/23	- vs Fresno State
		REVOCRUIT REMATCH • Dallas (American Airlines Center)	
13	Sat	17/17	16/16 vs Texas Tech
16	Tues	14/14	- QUEENS
		NEVER FORGET TRIBUTE CLASSIC • Newark (Prudential Center)	
20	Sat	14/14	8/8 vs Houston
29	Mon	18/18	- JAMES MADISON

JANUARY

3	Sat	18/18	19/20 TENNESSEE *
7	Wed	15/15	- at Ole Miss *
10	Sat	15/15	RV- at Auburn *
14	Wed	17/17	- SOUTH CAROLINA *
17	Sat	17/17	21/22 at Georgia *
20	Tues	20/20	15/14 VANDERBILT *
24	Sat	20/20	- LSU *
27	Tues	15/16	- at Oklahoma *
31	Sat	15/16	RV/RV KENTUCKY *

FEBRUARY

7	Sat	21/21	- at Mississippi State *
10	Tues	21/21	- at LSU *
14	Sat	21/21	RV- AUBURN *
18	Wed	20/17	25/RV at Alabama *
21	Sat	20/17	- MISSOURI *
25	Wed	20/17	RV- TEXAS A&M *
28	Sat	20/17	7/7 at Florida *

MARCH

4	Wed	20/19	- TEXAS *
7	Sat	20/19	RV/RV at Missouri *
		SEC TOURNAMENT • Nashville (Bridgestone Arena)	
13	Fri	17/17	- vs Oklahoma (Quarters)
14	Sat	17/17	- vs Ole Miss (Semis)
15	Sun	17/17	22/22 vs Vanderbilt (Final)

NCAA WEST REGIONAL 1st & 2nd RD • Portland, Ore. (Moda Center)

19	Thurs	14/15	- vs #13 seed Hawai'i
21	Sat	14/15	- vs #12 seed High Point

NCAA WEST REGIONAL • San Jose, Calif. (SAP Center)

26	Thurs		
28	Sat		

APRIL

		NCAA FINAL FOUR • Indianapolis (Lucas Oil Stadium)	
4	Sat	NCAA FINAL FOUR	
		NCAA CHAMPIONSHIP	
6	Mon	NCAA CHAMPIONSHIP	

Home Games in CAPS || * - SEC Games

2026 SEC TOURNAMENT CHAMPIONS

GAME 36

ARKANSAS RAZORBACKS VS HIGH POINT PANTHERS

March 21, 2026 • Saturday • NCAA Second Round • 6:45 pm (PT) / 8:45 pm (CT)
Portland, Ore. • Moda Center (19,393)

#14/15 • #4 SEED ARKANSAS RAZORBACKS

OVERALL SEC 27-8 13-5

John Calipari (Clarion '82)
at UA: 49-22 (2nd yr)

vs. HPU: 1-0

Collegiate: 904-285 (34th yr)

TV: TBS
Brad Messler (PxP)
Wally Szczerbiak (Analyst)
Jared Greenberg (Reporter)

Razorback Sports Network
Chuck Barrett (PxP)
Matt Zimmerman (Analyst)

Arkansas Gameday App Radio Affiliates

#12 SEED HIGH POINT PANTHERS

OVERALL Big South 31-4 15-1

Flynn Clayman (Troy '12)
at HPU: 31-4 (1st yr)

Career: Same

AT THE NCAA TOURNEY

Overall: 53-36

1st Rd: 21-8

2nd Rd: 13-10

Sweet 16: 8-7

Elite 8: 6-5

Final Four: 2-4

Championship: 1-1

- Regional/Final Consolations: 2-1

In the NCAA Tourney

- Arkansas is 53-36 (.596) in 37th appearance (*also earned bid in 1944 but could not play).
- CHAMPION: 1994** **RUNNER-UP: 1995** **FINAL FOUR: 1945, 1978, 1990, 1994, 1995**
- APPEARANCES: '41, '44*, '45, '49, '58, '77, '78, '79, '80, '81, '82, '83, '84, '85, '88, '89, '90, '91, '92, '93, '94, '95, '96, '98, '99, '00, '01, '06, '07, '08, '15, '17, '18, '21, '22, '23, '25, '26
- Arkansas NCAA Tourney Results and Records on **PAGES 10-11**.
- John Calipari is 60-23 (.723) in his 25th NCAA Tournament appearance.**
- CHAMPION: 2012** **RUNNER-UP: 2008, 2014** **FINAL FOUR: 1996, 2008, 2011, 2012, 2014, 2015**
- Elite 8: 12 times Sweet 16: 16 times Record in Postseason (NCAA/NIT): 72-29 (.713)

From the Hawai'i Win

- Arkansas dished out 28 assists. Hawai'i entered the game leading the nation as its opponents were only averaging 9.2 assists per game.
- DARIUS ACUFF JR.** finished with 24 points and seven rebounds while fellow freshman sensation **MELEEK THOMAS** added 21 points, eight rebounds and five assists. **Together, they are the first freshman duo with at least 20 points and five assists in an NCAA Tournament game.**
- TREVON BRAZILE** scored his 1,000th-point as a Razorback, now with 1,013.
- MALIQUE EWIN** had his 3rd double-double of the season (and 2nd in a 3-game span) with 16 points and 12 rebounds. The 12 boards were 1 shy of a season high. **He added a career-high 6 assists.**

Acuff Sets UA Assist Record; 5 Points from UA Points Record

- With seven assists vs Hawai'i, **Acuff now has 223 to set the Arkansas single-season record**, breaking the mark of 219 by Kareem Reid (also a freshman) in 1995-96.
- With 12 points vs Hawai'i, **Acuff has 781 points and is just FIVE POINTS SHY of the Arkansas single season record** of 786 set by Todd Day in 1990-91.

Razorbacks Win SEC Tournament

- Arkansas tied for second in the SEC during the regular season and, playing as the #3 seed, won the 2026 SEC Tournament with wins over Oklahoma, Ole Miss and Vanderbilt.
- ^ It was the second SEC Tournament title for Arkansas and its first since 2000 when the Razorbacks had to win four games to secure the title.
- For Razorback head coach John Calipari, it marked his 16th conference tournament championship - his 7th in the SEC (6 at UK, 1 at ARK).
- ^ In fact, Calipari is the first coach to win SEC Tournament title at 2 different schools.**

Getting Hot at Right Time

- Arkansas has won six straight, 11 of its last 13 and 14 of its last 16.
- ^ After a 6-3 January, Arkansas was 5-2 in February and is 6-0 in March.
- ^ In Cal's two years at Arkansas, the Hogs are 21-8 in February and March.
- Getting hot in March is nothing new for Coach Cal's teams during his career.
- ^ 62 Wins in Conference Tourneys (62-17 - **78.5%**)
- ^ 60 Wins in the NCAA Tourney (60-23 - **72.03%**)
- ^ 137 Postseason Wins (137-46 - **74.9%**) - Including Conf Tourneys, NIT & NCAA
- ^ 183 Wins (all games) in March and April (183-63 - **74.4%**)

Arkansas vs High Point

- Arkansas is 1-0 all-time vs High Point. Arkansas cruised to an 89-48 win in Bud Walton Arena thanks to 16 points and 9 rebounds by Bobby Portis.

ARKANSAS VS HIGH POINT
12/28/2013 W 89-48 H

Hogs In Portland

- Arkansas is 3-1 all-time in Portland and the Moda Center

1/23/2017 W 92-83 vs Oklahoma (PK80)
1/24/2017 L 87-68 vs #9 N. Carolina (PK8)
1/25/2017 W 102-67 vs UConn (PK80)
3/19/26 W 97-78 vs Hawai'i (NCAA 1st Rd)

		'25-26 NCAA STAT COMPARISON			
		(BOLD = Leads Their Conf)		HPU	
89.9	4th	Scoring Off.	90.0	3rd	
80.1	328th	Scoring Def.	70.3	76th	
+9.9	39th	Scoring Margin	+19.7	1st	
.500	13th	FG%	.491	20th	
.453	246th	FG% Def.	.426	85th	
.389	10th	3PT%	.356	92nd	
8.3	132nd	3PT Made/Gm	9.2	77th	
.317	66th	3PT% Def.	.356	92nd	
23.4	63rd	FTA/Gm	26.8	25th	
.747	89th	FT%	.743	110th	
17.4	47th	FT Made/Gm	19.9	2nd	
36.1	133rd	Reb./Gm	36.4	92nd	
11.0	167th	Off. Rebs	11.6	106th	
25.1	138th	Def. Rebs	24.8	156th	
+1.5	153rd	Reb. Margin	+2.1	131st	
1.89	5th	A/TO Ratio	1.74	12th	
17.0	28th	Assists/Gm	16.3	48th	
+2.5	50th	TO Margin	+7.1	2nd	
11.5	194th	TO Forced	16.4	3rd	
9.0	10th	TO/Gm	9.4	17th	
7.3	118th	Steals/Gm	10.9	1st	
27.3	54th	Bench Pts/Gm	30.4	22nd	
5.1	15th	Blocks/Gm	3.8	97th	
.565	22nd	Effective FG%	.566	17th	
19.1	2nd	Fastbreak Pts	18.9	3rd	
16.9	137th	Fouls/Gm	18.6	284th	

ARKANSAS MEDIA GUIDE

1994 NCAA CHAMPION

4 NAISMITH HALL OF FAMERS

6 FINAL FOURS

11 ELITE EIGHTS

15 SWEET SIXTEENS

32 CONF TITLES

34 ALL AMERICANS

38 NCAA BERTHS

49 NBA DRAFT PICKS

1995 NCAA RUNNER-UP

MBB SID: Mike Cawood • EMAIL: tmcawood@uark.edu • CELL: 479-236-2090 • SID OFFICE: 350 North Razorback Road | Fayetteville, AR 72701 • BUD WALTON ARENA: 1720 Nolan Richardson Drive | Fayetteville, AR 72701

THE RAZORBACKS

No.	Name	Pronunciation	Pos.	Yr.	Ht.	Wt.	Hometown	High School / Previous School / Team	Wing Span	Standing Reach	Max Vertical
0	Jaden Karuletwa	Car-Rue-leh-Twah	G	So.	6-4	195	Sun Valley, Calif.	Village Christian HS	6-3	8-3	32
1	Meleek Thomas		G	Fr.	6-5	185	Pittsburgh, Pa.	Overtime Elite (Ga.) – City Reapers	6-6	8-4	39
2	Amere Brown	Uh-Meer	G	Fr.	5-9	180	Pittsburgh, Pa.	Woodland Hills HS	6-0	7-7	29
5	Darius Acuff Jr.		G	Fr.	6-3	190	Detroit, Mich.	IMG Academy (Fla.)	6-5.5	8-2	39.5
7	Trevon Brazile	Trev-In "Brazil"	F	Sr.	6-10	230	Springfield, Mo.	Kickapoo HS / Missouri	7-4	9-2	41
11	Karter Knox		W	So.	6-6	220	Tampa, Fla.	Overtime Elite (Ga.) – RWE	6-10	8-10	38
12	Malique Ewin	You-in	F	Sr.	6-10	240	Lawrenceville, Ga.	Berkmar HS / Florida State	7-2	9-2	35.5
14	Ayden Kelley		G	So.	5-10	170	Memphis, Tenn.	Northpoint Christian (Miss.) School	6-1.5	7-7	33
15	Elmir Džafić	El-Meer JAWF-ich	C	Fr.	7-0	285	Tuzla, Bosnia-Herzegovina	KK Bosna Sarajevo	7-2	9-2	26.5
21	D.J. Wagner		G	Jr.	6-4	190	Camden, N.J.	Camden HS / Kentucky	6-5.5	8-3	37
23	Nick Pringle		F	Gr. Sr.	6-10	230	Seabrook, S.C.	Whale Branch HS / South Carolina	6-11	9-0.5	33
24	Billy Richmond III		W	So.	6-6	205	Memphis, Tenn.	Camden (N.J.) HS	6-9	8-8.5	42
30	Isaiah Sealy		W	Fr.	6-7	195	Springdale, Ark.	Springdale HS	6-8	8-6.5	39
35	Karim Rtail	Kuh-Reem Ruh-Tail	W	Fr.	6-7	205	Beirut, Lebanon	Neptūnas-Akvaservis	6-9.5	8-9.75	31.75
99	Paulo Semedo	suh-MAY-dough	F	Fr.	7-1	225	Luanda, Angola	West Oaks (Orlando, Fla.) Academy	7-6	9-4	31.5

Head Coach: John Calipari (Clarion, 1982)

Associate Head Coach: Kenny Payne (Louisville, 2003)

Associate Head Coach: Chin Coleman (Lamar, 1997)

Assistant Coach/Recruiting Coordinator: Chuck Martin (Monmouth, 1993)

Assistant Coach/Dir. of On-Court Player Development: Brad Calipari (Kentucky, 2019)

Special Assistant to the Head Coach: Bruiser Flint (Saint Joseph's, 1987)

Basketball Assistant: Tyler Ulis

Graduate Assistants: Dorian Aluyi (Ferris State '22) • Timajh Parker-Rivera (Towson '16) • Xavier Pina (Florida Gulf Coast '25) • Ray Surratt (Kentucky '24)

General Manager: Chris Woolard (UCLA, 1997)

Director of Operations: Riley Hall (Arkansas, 2016)

Dir. of Student-Athlete Devel./Mid-South Recruiting: Ronnie Brewer (Arkansas, 2015)

Video Coordinator: Kevin Butty (San Diego State, 2020)

Chief of Staff: Lunetha Pryor

Head Athletic Trainer: Matt Townsend (Idaho, 2017)

Head Strength Coach: Dave Richardson (Louisiana-Monroe, 1989)



#0

Jaden KARULETWA
Communications



#1

Meleek THOMAS
Communications



#2

Amere BROWN
Communications



#5

Darius ACUFF Jr.
Communications



#7

Trevon BRAZILE
Communications



John CALIPARI
Head Coach



Kenny PAYNE
Associate Head Coach



#11

Karter KNOX
Communications



#12

Malique EWIN
Sociology



#14

Ayden KELLEY
Business



#15

Elmir DŽAFIĆ
Education



#21

D.J. WAGNER
Communications



Chin COLEMAN
Associate Head Coach



Chuck MARTIN
Assistant Coach/
Recruiting Coordinator



#23

Nick PRINGLE
Alabama '24 (Comm Studies)
• 2nd degree Arts & Sciences



#24

Billy RICHMOND III
Communications



#30

Isaiah SEALY
Communications



#35

Karim RTAIL
Recreation & Sport
Management



#99

Paulo SEMEDO
Business



Brad CALIPARI
Asst. Coach / Director of On-
Court Player Development



Bruiser FLINT
Special Assistant to
the Head Coach



Tyler ULIS
Basketball Assistant



Chris WOOLARD
General Manager



Riley HALL
Director of Operations



Ronnie BREWER
Dir. of Student-Athlete Development
& Mid-South Recruiting



Kevin BUTTY
Video Coordinator



Dave RICHARDSON
Head Strength & Condition-
ing Coach



Matt TOWNSEND
Head Athletic Trainer

Cal Gets Win 900

- With the overtime win at Missouri in the regular-season finale, Coach Cal recorded his 900th on-court win as head coach at an NCAA Division I program.
 - ^ **With three wins in the SEC Tournament, he sits at 904 career wins to tie Ropy Williams for fourth on the list.**
 - ^ The other four coaches to have at least 900 on-court wins as head coach while at NCAA Division I programs: Mike Krzyzewski (1,202); Jim Boeheim (1,116); Rick Pitino (913) and Roy Williams (903).
- **Cal is the third-fastest to 900 wins. Coach K did it in 1,183 games to rank second. Cal did so in 1,185 games.**
 - ^ Coach K won 900 games at the age of 64. **Cal (turned 67 on Feb 10) will be the 2nd youngest to 900** (Bob Knight was 67 and 2+ months).
 - ^ Cal has 31 20-win seasons (third-most in NCAA history)
 - ^ Cal has 21 20-win seasons (T-fifth most in NCAA history)
 - ^ Cal has 11 30-win seasons (T-third-most in NCAA history)

Acuff, Richmond, Thomas Get SEC Honors

- **Darius Acuff Jr.** was voted the consensus **SEC Player of the Year, SEC Freshman of the Year, 1st team All-SEC** and **SEC All-Freshman team** by the league coaches and media. Also earning SEC honors by the coaches were:
 - ^ **Billy Richmond III SEC All-Defensive team**
 - ^ **Meleek Thomas SEC All-Freshman team**
- **ACUFF** is just the third player – and **the second coached by John Calipari** – to be tabbed SEC Player of the Year and SEC Freshman of the Year in the same season, joining Anthony Davis (Kentucky, 2012) and Brandon Miller (Alabama, 2023).
 - ^ **Acuff is the 13th Conference Player of the Year and 21st Conference Freshman of the Year coached by Calipari.**
 - ^ He set a league record by earning eight SEC weekly awards this season, including a record seven Freshman of the Week honors – with a record five-straight – and once being named SEC Player of the Week.
 - ^ Acuff is the fourth Razorback (fifth honor) to win SEC Player of the Year, joining Corliss Williamson (Coaches & AP) in both 1994 and 1995, Bobby Portis (Coaches & AP) in 2015 and Mason Jones (AP) in 2020.
- **RICHMOND** earned SEC All-Defensive team as he is routinely asked to guard the opponents' top player, whether he be a point guard, shooting guard, small forward and power forward. He finished the season with 26 blocked shots (19 in SEC play) and 33 steals (24 in SEC play). In addition to his defense, Richmond had a breakout season on the offensive end. Thanks to five-straight game scoring 20 points, Richmond shot 57.4% (97-169) from the field in SEC games only to rank second in the league.
 - ^ Richmond is the ninth Razorback to be named to the SEC All-Defensive team.
- **THOMAS** was named to the SEC All-Freshman team as he completed the best scoring tandem in the NCAA this season and one of the best freshman scoring tandems in NCAA history. He averaged 15.4 points, which ranked 18th in the SEC, and 3.9 rebounds. The Pittsburgh native also ranked 10th in the SEC in both steals (1.52) and 3-pointers made (2.26 avg.). In SEC play, Thomas was sixth in steals (1.67) and 13th in the field goal percentage (46.2%). Thanks to a strong finish to the regular season, which he was named SEC Freshman of the Week, Thomas shot 48.7% (38-of-78) from 3-point range in SEC games to set the Arkansas season record. (Note, the previous mark was by Rotnei Clark, who shot 47.4% (45-of-95) from 3-point range in SEC games in 2011.)
 - ^ Acuff and Thomas are the 21st and 22nd Razorbacks to earn SEC All-Freshman honors. They are the third pair of teammates to be honored in the same season with Ronnie Brewer and Olu Famutimi (2004) and Scotty Thurman and Williamson (1993).

Acuff (MVP) and Brazile Earn SEC All-Tournament Honors

- Darius Acuff Jr. was named SEC Tournament MVP and he was joined on the All-Tournament Team by Trevon Brazile.
- **DARIUS ACUFF JR.:** Averaged 30.3 points and 7.7 assists, shooting 43.5% (27-of-62) from 3PT, to lead Arkansas to its second SEC Tournament title and first since 2000.
 - ^ **His 30.3 points per game average is an SEC Tournament record.**
 - ^ His 91 points were the second-most by any player in SEC Tournament history, but the most by a player to only play three games. NOTE: Tennessee's Allan Houston scored 98 points (24.5 avg) in four games in 1991 and the previous most by a player over three games was Tennessee's Dale Ellis with 80 (26.7 avg) in 1983.
 - ^ He is **the first DI player with at least 30 points and 10 assists in a conference tournament in the last 30 years.**
 - ^ The 11 assists were the most by a Hog in the SEC Tournament and the most by any player for the SEC Championship game.
 - ^ His 30 points tied for the second-most points in an SEC Championship game (the record is 32).
 - **vs Oklahoma (SEC):** Scored 37 points – the second-most by a Hog in the SEC Tourney – with five assists and five rebounds ... Made a key jumper with 27 seconds left off an inbound pass as the shot clock was expiring to put the Hogs up four.
 - **vs Ole Miss (SEC):** After a slow start – four points in the first half – finished with 24 points and seven assists.
 - **vs Vanderbilt (SEC):** Had 30 points and 11 assists ... **Scored or assisted on 33 or Arkansas' 39 points from 4:58 in the first to 9:08 in the 2nd half** ... Was 5-of-8 from 3-point, including 2 key 3-pointers with 49 seconds left and four seconds left in the first half.
- **TREVON BRAZILE:** Averaged 14.7 points and 10.0 rebounds with double-doubles in the quarterfinal and semifinal and **one of the best final 4 minutes in SEC Championship history.**
 - **vs Oklahoma (SEC):** Had 12 points and 11 rebounds with two blocked shots
 - **vs Ole Miss (SEC):** Tallied 16 points and 10 rebounds with two steals ... His 10th rebound led to him being fouled and he went 1-of-2 at the line with three seconds left to provide the winning score.
 - **vs Vanderbilt (SEC):** Continued to dominate the Commodores, scoring 16 points with 9 rebounds, three blocked shots and two steals ... Was 6-of-9 from the field and 4-of-5 from 3PT ... Up 2 inside 4 minutes to play, Brazile scored 8 points in a 12-0 run with a pair of 3-pointers and a dunk with a steal, a deflection and a blocked shot.

Acuff is the "First" and Looking to Be the Second

- **Darius Acuff Jr. is the first player (on record) to lead the league in both scoring (24.82) and assists (6.65) in SEC games only.**
 - ^ **SEC ONLY STATS ONLY DATE BACK TO THE 1990-91 SEASON.**
 - ^ Pete Maravich likely accomplished the feat in 1969-70 but, again, SEC only stats are incomplete.
- **ACUFF ON PACE TO JOIN MARAVICH FOR ALL GAMES LEADER IN BOTH**
- Acuff is looking to join Maravich as **THE ONLY PLAYERS** in SEC history to lead the league in scoring and assists for an entire season.
 - ^ **Acuff leads the SEC for the season in scoring at 22.97** (2nd is Miss State's Josh Hubbard at 22.09) and **leads the SEC in assists at 6.56** (2nd is Tennessee's Ja'Kobi Gillespie at 5.45).

Acuff Pads Stats vs Nation's Best and SEC Opponents

- Darius Acuff is averaging:

OVERALL SEASON:	22.97 ppg & 6.56 apg		VS 11 AP TOP 25:	23.91 PPG & 6.64 APG	(263 pts & 73 assists)
SEC SEASON:	24.82 ppg & 6.65 apg		vs 23 Non-Ranked Opp:	22.74 ppg & 6.52 apg	(523 pts & 150 assists)

MOST HOG WINS SINCE JOINING THE SEC

Overall Wins	SEC Wins
32 (32-7) 1994-95	14 (14-2) 1993-94
31 (31-3) 1993-94	13 (13-5) 2025-26
28 (28-9) 2021-22	13 (13-5) 2021-22
27 (27-8) 2025-26	13 (13-4) 2020-21
26 (26-10) 2016-17	
26 (26-8) 1991-92	
25 (25-7) 2020-21	

THOMAS ON PAR WITH MOSES MOODY

- With Darius Acuff getting a lot of attention – and rightfully so – it would be easy to overlook the incredible season Meleek Thomas is having too.
- **Comparing Thomas' season to MOSES MOODY, who was the 2021 SEC FRESHMAN OF THE YEAR, the Razorbacks' 1st "one-and-done" and an NBA Lottery pick.**

	THOMAS	MOODY
^ SCORING	15.4 ppg *	16.8 ppg *
^ FG%	42.7%	42.7%
^ 3PT%	42.1%	35.8%
^ FT%	84.7%	81.2%
^ REBS	3.9	5.8
^ ASSISTS/GM	2.5	1.6
^ STEALS/GM	1.4	1.0

* *Moody led the team in scoring; Thomas is playing with Acuff, who is averaging over 22 ppg*

DYNAMIC DUO

- **Darius Acuff Jr. and Meleek Thomas are the top scoring freshmen combo in the country.**

FROSH PPG LEADERS (THRU 3/16)	G	TOT	AVG
1 AJ Dybantsa, BYU (Overall #1)	34	859	25.3
2 DARIUS ACUFF JR., ARK (#7)	33	757	22.9
3 Ebuka Okorie, Stanford (#8)	30	685	22.8
4 Cameron Boozer, Duke (#9)	34	765	22.5
5 Caleb Wilson, North Carolina (#37)	24	476	19.8
6 Gavin Sykes, Long Beach St.	28	542	19.4
7 Lewis Walker, N.C. A&T	29	548	18.9
8 Hannes Steinbach, Washington	30	556	18.5
9 Kevair Kennedy, Merrimack	34	627	18.4
10 Keaton Wagler, Illinois	32	573	17.9
11 Tounde Yessoufou, Baylor	32	571	17.8
12 Alex Wilkins, Furman	34	601	17.7
13 Nate Ament, Tennessee	31	543	17.5
14 Larry Johnson, McNeese	33	577	17.5
15 Isaiah Johnson, Colorado	32	540	16.9
16 Greyson Uelmen, North Dakota	35	587	16.8
17 Nigel James Jr., Marquette	32	526	16.4
18 Leroy Blyden Jr., Toledo	34	558	16.4
19 Ace Glass III, Washington St.	32	525	16.4
20 Kingston Flemings, Houston	34	556	16.4
21 Nick Janowski, St. Thomas (MN)	33	539	16.3
22 Jalen Haralson, Notre Dame	27	437	16.2
23 Amon Dörries, Bucknell	33	534	16.2
24 Jake Hall, New Mexico	33	528	16.0
25 Brayden Burries, Arizona	34	542	15.9
26 Preston Edmead, Hofstra	34	539	15.9
27 Stefan Vaaks, Providence	31	491	15.8
28 DJ Hall, Texas St.	32	500	15.6
29 Joel Foxwell, Portland	34	529	15.6
30 Thijs De Ridder, Virginia	34	528	15.5
31 MELEEK THOMAS, ARKANSAS	34	522	15.4
32 Elijah Duval, Southern Utah	31	473	15.3

FROSH 3PT MADE LEADERS (THRU 3/16)

	G	TOT	AVG
1 Jake Hall, New Mexico	33	105	3.18
2 Stefan Vaaks, Providence	31	91	2.94
3 Preston Edmead, Hofstra	34	90	2.65
4 Maguire Mitchell, IU Indy	32	83	2.59
5 DARIUS ACUFF JR., ARKANSAS	33	85	2.58
6 Noah Treadwell, South Carolina St.	31	72	2.32
7 Gavin Sykes, Long Beach St.	28	65	2.32
8 Keaton Wagler, Illinois	32	74	2.31
9 MELEEK THOMAS, ARKANSAS	34	77	2.26
Leroy Blyden Jr., Toledo	34	77	2.26
11 Darius Livingston, Robert Morris	27	61	2.26

PLAYER MISCELLANEOUS STATS

* - Indicates played in some games but redshirted that season

LED HIS TEAM IN SCORING (INCLUDES TIES)

Player	21-22	22-23	23-24	24-25	25-26	Career
Acuff Jr.	-	-	-	-	22	22
Brazile	0	2 *	0	1	5	87
Ewin	-	0	-	6	1	7
Knox	-	-	-	3	0	3
Pringle	1	1	0	1	0	3
Richmond III	-	-	-	1	3	4
Thomas	-	-	-	-	6	6
Wagner	-	-	2	2	0	4

LED HIS TEAM IN REBOUNDING (INCLUDES TIES)

Player	21-22	22-23	23-24	24-25	25-26	Career
Brazile	7	5 *	12	9	15	48
Ewin	-	0	-	17	10	27
Knox	-	-	-	1	4	5
Pringle	1	2	8	11	5	29
Richmond III	-	-	-	4	3	7
Thomas	-	-	-	-	3	3
Wagner	-	-	2	0	0	2

LED HIS TEAM IN ASSISTS (INCLUDES TIES)

Player	21-22	22-23	23-24	24-25	25-26	Career
Acuff Jr.	-	-	-	-	29	29
Brazile	-	- *	-	-	2	2
Ewin	-	0	-	2	0	2
Pringle	0	0	1	1	0	2
Richmond III	-	-	-	1	1	2
Thomas	-	-	-	-	4	4
Wagner	-	-	7	16	4	27

DOUBLE-FIGURE SCORING GAMES

Player	21-22	22-23	23-24	24-25	25-26	Career
Acuff Jr.	-	-	-	-	34	34
Brazile	4	6 *	9	10	23	51
Ewin	-	1	-	23	18	42
Knox	-	-	-	14	9	23
Pringle	1	5	13	14	3	36
Richmond III	-	-	-	6	19	25
Sealy	-	-	-	-	2	2
Thomas	-	-	-	-	27	27
Wagner	-	-	13	22	13	48

DOUBLE FIGURE REBOUNDING GAMES

Player	21-22	22-23	23-24	24-25	25-26	Career
Brazile	1	2 *	4	4	7	18
Ewin	-	0	-	9	3	12
Knox	-	-	-	0	2	2
Pringle	1	2	4	5	1	13
Thomas	-	-	-	-	1	1

DOUBLE FIGURE ASSISTS GAMES

Player	21-22	22-23	23-24	24-25	25-26	Career
Acuff Jr.	-	-	-	-	6	6
Wagner	-	-	1	0	0	1

DOUBLE-DOUBLES

Player	21-22	22-23	23-24	24-25	25-26	Career
Acuff Jr.	-	-	-	-	6	6
Brazile	0	2 *	4	4	7	17
Ewin	-	0	-	9	3	12
Knox	-	-	-	0	2	2
Pringle	1	2	3	3	0	9
Wagner	-	-	1	0	0	1

TRIPLE-DOUBLES

Player	21-22	22-23	23-24	24-25	25-26	Career
--	-	-	-	-	-	-

20+ POINT SCORING GAMES

Player	21-22	22-23	23-24	24-25	25-26	Career
Acuff	-	-	-	-	24	24
Brazile	0	3 *	0	0	5	8
Ewin	-	0	-	4	2	6
Knox	-	-	-	2	1	3
Richmond	-	-	-	0	5	5
Thomas	-	-	-	-	9	9
Wagner	-	-	2	1	0	3

Acuff "Winning Time" in SEC Games and Tourney

• **In SEC games and the postseason (21 gms), Acuff has shined in the 2nd half (2nd HALF STATS DO NOT INCLUDE OTS):**
 2nd HALF: 14.04 pts (295) 54.2 FG% (97-179) 50.0 3PT% (28-56) 83.0 FT% (73-88) 3.42 assists 2.78 A/TO
 1st HALF: 10.90 pts (229) 42.9FG% (82-191) 40.6 FG% (28-69) 86.0 FT% (37-43) 3.19 assists 2.89 A/TO

Acuff IS THE ONLY PLAYER IN THE NCAA TO Average 20 Points and 6.0 Assists

- **Darius Acuff Jr. is THE ONLY PLAYER IN THE NCAA to average at least 20 pts & 6 assists.**
 - ^ Since 2002-03 (25 yrs), a player has averaged 20 and 6 just 23 times ... no SEC player has accomplished the feat over the span.
 - In fact, only 4 players in the NCAA even average over 18 points while averaging 6 assists. (thru 3/16)
 - ^ **DARIUS ACUFF JR., ARKANSAS** Fr. 22.9 pts 6.6 assists (3.04 A/TO ratio)
 - ^ Christian Anderson, Texas Tech So. 18.9 pts 7.0 assists (2.25 A/TO ratio)
 - ^ Quinn Denker, Northern Colorado Sr. 19.2 pts 7.0 assists (3.10 A/TO ratio)
 - ^ Boopie Miller, SMU Sr. 19.2 pts 6.4 assists (2.45 A/TO ratio)
 - Acuff is 1 of 5 players to average at least 6 assists and have an assist/turnover ratio better than 3.0. (thru 3/16)
 - ^ **DARIUS ACUFF JR., ARKANSAS** Fr. 6.6 assists 3.04 A/TO ratio (22.9 ppg)
 - ^ Jeremy Fears Jr., Michigan State Jr. 9.2 assists 4.06 A/TO ratio (15.7 ppg)
 - ^ Donovan Dent, UCLA Sr. 7.6 assists 4.03 A/TO ratio (13.5 ppg)
 - ^ Mateo Esmeraldo, Lipscomb Jr. 7.3 assists 4.37 A/TO ratio (9.9 ppg)
 - ^ Danny Carbuccia, UMass Fr. 6.3 assists 3.23 A/TO ratio (6.97 ppg)

Acuff is also THE...

- Acuff Jr. has tallied 20+ points and 5+ assists in 20 games this season, **THE MOST BY A DI PLAYER THIS SEASON.** The next closest high-major players are Texas Tech's Christian Anderson (13); SMU's Boopie Miller (12); Alabama's Labaron Philon (11).
- Acuff has 4 games this season with at least 20 pts & 10 assists, **THE 2nd MOST BY A FRESHMAN IN NCAA HISTORY** behind Oklahoma's Trae Young with 11 in 2017-18.
- According to OptaSTATS, Acuff is **THE ONLY PLAYER IN NCAA HISTORY** to put up the following in a season:
 - ^ 20.0+ PPG 22.92 ^ 5.0+ APG 6.55
 - ^ 40.0+ 3P% 44.5% ^ 3.00+ A/TO ratio 3.04
- Per Stathead.com, Acuff is **THE 27TH PLAYER** (28th time as Howard's RJ Cole did it twice) **IN NCAA D1 MEN'S HISTORY TO GET 700+ POINTS, 200+ ASSISTS & 100+ REBOUNDS IN A SEASON.** Last was Ja Morant in 2018-19. Only 3 freshmen (Trae Young, Kenny Anderson, RJ Cole). Acuff has the fewest turnovers of all of them.
- Acuff is **THE ONLY RAZORBACK** to have 6 points/assists double-doubles in a season.
- Acuff is **THE ONLY RAZORBACK** to score at least 600 points (757) and have at least 150 assists (216) in a season.

Flirting With Numbers No Bob Cousy Award Winner has Put Up

- Darius Acuff Jr. averages 22.92 points, 6.55 assists, shooting 44.5% from 3PT and 80.4% FT while shooting 48.6% FG.
- * Since the Bob Cousy Award was established in 2003-04, **no winner averaged 20 pts and 6 assists while shooting at least 50% FG, 40% 3PT and 80% FT.**
- ^ In fact, 2021 Cousy Award winner Ayo Dosunmu (Illinois) is the only one to average 20 points and 6 assists

Top Scoring Freshman Combo in the NCAA (Stats Thru 3/16)

1. Arkansas 38.3 ppg • 1279 pts Darius Acuff Jr. • 757 pts (22.9) Meleek Thomas • 522 pts (15.4)
 2. Illinois 31.3 ppg • 1001 pts Keaton Wagler • 573 pts (17.9) David Mirkovic • 428 pts (13.4)
- Thanks to Meleek Thomas' 30-point game at Missouri, the Acuff-Thomas duo became:
 - ^ **the third freshman pair in Division I since 2019-20 with at least 450 points apiece.**
 - ^ **THE TOP-SCORING FRESHMAN PAIR IN DIVISION I SINCE 2019-20 WITH 1,279 COMBINED POINTS.**

• The others came last season, when Duke and Rutgers had high-scoring freshman duos. Cooper Flagg (709 points) and Kon Knueppel (563) combined to score 1,272 points for the Blue Devils, and Dylan Harper (564) and Ace Bailey (527) combined to score 1,091 points in 2024-25.

Brazilliant in His Final Two "Home" Games; Scores 1,000th Point as a Razorback

- Trevon Brazile was brilliant his final two "home" game in a Razorback uniform.
- **In his final home game played in Bud Walton Arena versus Texas:**
 - ^ Scored a career-high 28 points (9-of-11 FG • 3-of-5 3PT • 7-of-8 FT)
 - ^ Added 7 rebounds, 3 blocked shots and 2 steals while shooting
- **In his final "home" game played in his native Missouri:**
 - ^ Scored 17 points with nine rebounds and three steals
 - ^ Hit a dagger 3-pointer with 38 seconds left in OT to give Arkansas a 2-point lead - a lead the hogs would not relinquish.
- Brazile is having a career year averaging 13.2 points (6.8 ppg last year) with a career-high 244 rebounds
 - ^ **Has scored 1,164 career points 1013 as a Razorback**
 - ^ Has 761 career rebounds 641 as a Razorback
 - ^ Has 184 career blocked shots 138 as a Razorback
 - ^ Has 106 career steals 105 as a Razorback
 - ^ Career: 53.3% FG • 35.7% 3PT 53.2% FG • 36.1% 3PT as a Razorback

Brazile Likes Playing Vandy

- **TREVON BRAZILE HAD PRODUCED SOME OF HIS BEST CAREER GAMES VERSUS VANDERBILT.**
- **2026 vs VU (SEC):** 16 points and 9 rebounds with three blocked shots and two steals.
 - ^ **With Arkansas up 2, made 8 game-winning plays during a 12-0 run inside the final 4 minutes to win the game: two rebounds, 3 3-pointers, a deflection, a blocked shot, a steal and a dunk**
- **2026 vs VU:** 10 points and 14 rebounds The 14 rebounds were a season high and tied his SEC career-high.
 - ^ **ADDED a career-high five assists and tied his career-high with four steals ...** Added two blocked shots.
- **2025 at VU:** 16 points and a 14 rebounds The 14 rebounds were a season high and set his SEC career-high.

Brazile in Exclusive Clubs: 40 • 40 • 40 || 50 • 50 • 50

- Trevon Brazile made 4 3-pointers at the SEC Tourney to become **THE ONLY RAZORBACK** to have the following stats in the same season: (HogStats)
 - 40 3-pointers (42) 40 Blocked Shots (57) 40 Steals (53)**
- Brazile is **1 OF 2 RAZORBACKS** to have **53 steals (51), 50 blocks (57) and 50 assists (51)** in the same season. (HogStats)
 - ^ Oliver Miller (1990-91): 103 assists • 112 blocks • 55 steals

Protecting Home Court

- This is the 33rd season Arkansas has played in Bud Walton Arena, which opened for the 1993-94 season.
- Arkansas was 16-1 in Bud Walton Arena this season.
- Including this year, Arkansas has 10 years with 1 or fewer losses including 2 undefeated seasons.
- If you add Barnhill Arena, home of the Razorbacks for 39 seasons (1954-55 through 1922-92):
 - In the last 72 seasons (including this year), Arkansas has 33 years with 1 or fewer losses on campus, including 8 undefeated seasons.
- Coach Cal has 18 seasons with 1 or fewer losses, including 10 undefeated.**

Road Kill

- Arkansas has had unprecedented success in its 5 SEC road wins.
- Arkansas trailed by 13 at **Oklahoma** with 7:43 left in the first half and trailed by three at halftime. Arkansas only led for 11:26 for the game and its largest lead was just 4 points with 11 seconds left ... the final scored of 83-79. **The 13-point deficit is the largest Arkansas has faced this season and came back to win.**
 - FOR THE FIRST TIME SINCE JOINING THE SEC** (1992), the Hogs have led at halftime by double digits in SEC road games three times : **at Ole Miss** (led 42-32) • **at Miss State** (led 43-30) • **at LSU** (led 42-27).
 - FOR THE FIRST TIME SINCE JOINING THE SEC** (1992), the Hogs won two SEC road games by at least 20 points, beating **Miss State** by 20 (88-68) and **at LSU** by 29 (91-62) in a three-day span.

Vandy Was the Hogs' 11th Top 25 Matchup

- The Arkansas-Vanderbilt game was the 11th time in which the Razorbacks and their opponent were ranked.
 - Arkansas had program-record setting 10 top-25 match-ups during a regular season for Arkansas.**
 - The previous best was five top-25 regular-season match-ups in 2022-23, 1994-95, 1991-92 and 1990-91.
 - Arkansas tied the overall most top-25 match-ups with 11. The 1994-95 team had 11 top-25 match-ups (including 5 in the regular season, two in the SEC and four in the NCAA tournament games).
- Arkansas is 5-6 in top 25 match-ups this season, 4 in the regular season to tie the UA record.**
 - 1994-95 had 8 overall top-25 match-up wins (4-1 regular season - 4-2 postseason).
 - 1991-92 had 4 top-25 match-up wins (4-1 all regular season)

Florida Completed An Elite Schedule

- Arkansas made history as the first team (on record) to schedule all the teams that advanced to the NCAA Elite 8 the previous year, four SEC opponents and four non-conference opponents.
- Arkansas has played 7 of the 8 so far and Florida completes the 8. Arkansas is 3-5 versus the other 7 Elite 8 teams.
 - Houston (in Newark) ^ Duke (in Chicago) ^ Florida (in Gainesville) ^ Auburn (home-and-home)
 - Tennessee (in Fayetteville) ^ Alabama (in Tuscaloosa) ^ Texas Tech (in Dallas) ^ Michigan State (in East Lansing)

Nothing But NET; Hogs 15th

- Arkansas ranks #15 in the NCAA NET (games played through Mar. 16).
 - Arkansas is 18-0 versus NCAA QUAD 2 (8-0), 3 (4-0) & 4 (6-0) teams**
 - THE HOGS ARE THE ONLY SEC TEAM WITH ZERO QUAD 2, 3 or 4 losses and 1 of 12 NCAA teams**
- Thru 3/16, Arkansas is 1 of 15 teams to with at least 8 NCAA QUAD 1 games this season.**

IN SEC GAMES ONLY

Arkansas	1st	F6% (.511)	BLK SHOTS (5.61)	AST/TO (1.88)	TO Margin (+2.94)
	2nd	PPG (90.0)	3PT% (.370)	3PT% Def (.324)	Assists (16.28) Scoring Margin (+6.33)
Darius Acuff Jr.	1st	PPG (24.82)	Assists (6.65)	AST/TO (3.23)	
	6th	FG% (.492)			
	8th	3PT Made (2.47)	FT% (.826)		
Billy Richmond III	2nd	FG% (.574)			
Trevon Brazile	4th	Def. Reb (5.78)			
	5th	BLKS (1.67)	Reb (7.22)		
	7th	Steals (1.61)			
Meleek Thomas	6th	Steals (1.67)			
	13th	FG% (.460)			
Malique Ewin	8th	Off. Reb (2.78)			

Arkansas 2nd in SEC/4th in the NCAA in Scoring Overall (as of 3/16)

- The Razorbacks **rank 2nd in the SEC/4th in the NCAA** by averaging 89.9 ppg.
 - Over the last 12 games, Arkansas is 10-2 and averaging 92.2 points (1106 total pts)**
 - In SEC regular-season games, Arkansas scored over 90 points 7 times, including 3 100-point games.
 - Overall, Arkansas has scored over 90 points 16 times this season, including 7 100-point games.
 - The current average of 89.9 pts rank 4th-best in school history

These are the (Fast) Breaks; 2nd in the NCAA (as of 3/16)

- Arkansas had a season-best 38 fastbreak points in the win over Texas, including 22 in the first half.**
- Other SEC games the Hogs were runnin':
 - Arkansas out-scored South Carolina, 32-7 in fastbreak points.**
 - Arkansas out-scored NCAA leader Georgia, 25-23, in fastbreak points in the loss at Stegeman.**
 - Arkansas out-scored Vandy 21-8 in fastbreak points**
 - Arkansas out-scored LSU 21-9 in fastbreak points in Baton Rouge**
- For the season, Arkansas is averaging 19.91 fastbreak points for the season, 2nd-best in the NCAA.**
- The Hogs have had 30-plus fastbreak points 7 times this season.
 - 38 vs Texas ^ 34 vs Jackson St ^ 32 vs South Carolina ^ 32 vs Southern ^ 31 vs JMU ^ 30 vs Texas A&M ^ 30 vs UCA
- ON THE DEFENSIVE END, ARKANSAS IS ONLY ALLOWING 9.7 FASTBREAK POINTS PER GAME (331 TOTAL).**

Owning The Ball • 5th in NCAA in A/TO & 10th NCAA in Fewest Turnovers (as of 3/16)

- Arkansas had a season-high 27 assists versus just four turnovers in the win over South Carolina.
- Arkansas had 26 assists versus Hawai'i in the NCAA Tournament, including 16 in the first half.**
- Arkansas had 25 assists with seven turnovers in the blowout win over Vandy.
- Arkansas had 22 assists with seven turnovers in the 20-point win at Miss State.
- Arkansas has 21 assists with 10 turnovers in the 20-point win over Texas
- Arkansas had 20 assists with five turnovers in the home win over Missouri.

TEAM MISCELLANEOUS STATS

RECORD BREAKDOWN

At Bud Walton Arena	2025-26: 16-1	Cal Era: 28-5
On The Road	2025-26: 5-5	Cal Era: 9-11
Neutral Site (includes NLR)	2025-26: 6-2	Cal Era: 11-6
White "Razorbacks" Uni	2025-26: 11-0 !	Cal Era: 22-4 *
White "94 "Razorbacks" Uni	2025-26: 10-3	Cal Era: 10-4
White "Hog" Uni	2025-26: 3-0	Cal Era: 8-1
Cardinal "Arkansas" Uni	2025-26: 2-2	Cal Era: 5-7
Cardinal "94 "Razorbacks" Uni	2025-26: 1-3	Cal Era: 4-6

* L at Mizzou '25 • 1 W at Miss St & at LSU in back-to-back road gms in '26

STARTING THE GAME

When ARK wins tip	2025-26: 14-5	Cal Era: 32-14
When OPP wins tip	2025-26: 13-3	Cal Era: 17-8
When ARK scores first	2025-26: 13-4	Cal Era: 25-12
When OPP scores first	2025-26: 14-4	Cal Era: 24-10

LEADS AND DEFICITS

Leading at the half	2025-26: 23-2	Cal Era: 37-4
• 2025-26: home: 14-0 road: 4-2 neutral 4-0		
Trailing at the half	2025-26: 4-6	Cal Era: 11-17
• 2025-26: home: 1-0 road: 1-4 neutral 2-1		
Tied at the half	2025-26: 0-0	Cal Era: 0-1
• 2025-26: home: 0-0 road: 0-0 neutral 0-0		
'25-26 W/ 10:00 left	Leading: 21-3 Trailing: 5-5 Tied: 1-0	
• Cal Era	Leading: 41-7 Trailing: 7-15 Tied: 1-0	
'25-26 W/ 5:00 left	Leading: 25-0 Trailing: 0-8 Tied: 1-0	
• Cal Era	Leading: 45-1 Trailing: 3-20 Tied: 1-1	
'25-26 W/ 2:00 left	Leading: 25-0 Trailing: 1-8 Tied: 1-0	
• Cal Era	Leading: 44-1 Trailing: 3-20 Tied: 2-1	
'25-26 in OT	ALL: 2-1 OT: 2-0 2OT: 0-1 3OT: 0-0	
• Cal Era	ALL: 3-2 OT: 3-1 2OT: 0-1 3OT: 0-0	
1 Possession GMS (3 pts or less)	2025-26: 3-2	Cal Era: 7-5
GMS decided by 4-to-10 pts	2025-26: 8-3	Cal Era: 15-10
GMS decided by 11-to-20 pts	2025-26: 6-1	Cal Era: 13-4
GMS decided by 21-plus pts	2025-26: 9-2	Cal Era: 13-3

PLAYER SCORING

Only 1 Hog in Double Figures	2025-26: 0-0	Cal Era: 0-0
2 Hogs in Double Figures	2025-26: 1-0	Cal Era: 4-3
3 Hogs in Double Figures	2025-26: 3-2	Cal Era: 9-6
4 Hogs in Double Figures	2025-26: 13-3	Cal Era: 18-7
5 Hogs in Double Figures	2025-26: 7-2	Cal Era: 13-4
6 Hogs in Double Figures	2025-26: 3-0	Cal Era: 4-0
7 Hogs in Double Figures	2025-26: 1-0	Cal Era: 3-0
8+ Hogs in Double Figures	2025-26: 0-0	Cal Era: 0-0
At Least 1 Hog Scores 20+	2025-26: 24-5	Cal Era: 34-9
2 Hogs Score 20+	2025-26: 7-1	Cal Era: 11-3
3+ Hogs Score 20+	2025-26: 2-1	Cal Era: 2-1

TEAM SCORING

	ARK		OPP	
30-39 pts	'25-26: 0-0	Cal Era: 0-0	'25-26: 0-0	Cal Era: 1-0
40-49 pts	'25-26: 0-0	Cal Era: 0-0	'25-26: 0-0	Cal Era: 1-0
50-59 pts	'25-26: 0-0	Cal Era: 0-2	'25-26: 2-0	Cal Era: 4-0
60-69 pts	'25-26: 0-1	Cal Era: 2-8	'25-26: 4-1	Cal Era: 12-4
70-79 pts	'25-26: 1-5	Cal Era: 10-7	'25-26: 10-0	Cal Era: 16-6
80-89 pts	'25-26: 11-1	Cal Era: 15-4	'25-26: 10-2	Cal Era: 13-6
90-99 pts	'25-26: 9-0	Cal Era: 15-0	'25-26: 1-3	Cal Era: 2-4
100+ pts	'25-26: 6-1	Cal Era: 7-1	'25-26: 0-2	Cal Era: 0-2

ARK SHOOTING PCT

	F6%	3PT%
50% or Better	'25-26: 19-0	Cal Era: 32-0
40% - 49.9%	'25-26: 8-6	Cal Era: 17-13
30% - 39.9%	'25-26: 0-1	Cal Era: 1-6
20% - 29.9%	'25-26: 0-0	Cal Era: 0-1
19.9% or Worse	'25-26: 0-0	Cal Era: 0-0

OPP SHOOTING PCT

	F6%	3PT%
50% or Better	'25-26: 5-5	Cal Era: 7-6
40% - 49.9%	'25-26: 15-3	Cal Era: 24-15
30% - 39.9%	'25-26: 6-0	Cal Era: 14-2
20% - 29.9%	'25-26: 1-0	Cal Era: 3-0
19.9% or Worse	'25-26: 0-0	Cal Era: 0-0

REBOUNDING/TURNOVERS/ASSISTS

Out-rebounding opponent	2025-26: 19-2	Cal Era: 31-4
Out-rebounded by opp.	2025-26: 7-6	Cal Era: 15-18
Rebounds are even	2025-26: 0-0	Cal Era: 1-0
Grabbing 10+ off reb	2025-26: 16-6	Cal Era: 23-15
Forcing 15+ turnovers	2025-26: 5-1	Cal Era: 13-2
Committing less than 15 TO	2025-26: 24-6	Cal Era: 43-16
^ Committing single-digit TO	2025-26: 17-3	Cal Era: 22-7
Dishing Out 20+ Assists	2025-26: 11-0	Cal Era: 16-0

BY MONTH

In November	2025-26: 5-2	Cal Era: 10-4
In December	2025-26: 5-1	Cal Era: 11-1
In January	2025-26: 6-3	Cal Era: 7-9
In February	2025-26: 5-2	Cal Era: 10-5
In March	2025-26: 6-0	Cal Era: 11-3
In April	2024-25: 0-0	Cal Era: 0-0

PLAYER MISCELLANEOUS STATS

* - Indicates played in some games but redshirted that season

30+/40+ POINT SCORING GAMES

Player	21-22	22-23	23-24	24-25	25-26	Career
Acuff	-	-	-	-	5/1	5/1
Thomas	-	-	-	-	1/1	1/1

1+/3+ THREE-POINTERS MADE IN A GAME

Player	21-22	22-23	23-24	24-25	25-26	Career
Acuff	-	-	-	-	34/15	34/15
Brazile	10/0	5/3 *	15/2	14/2	20/6	64/13
Ewin	-	0	-	0	3/0	3/0
Karuletwa	-	-	-	0	1/0	1/0
Kelley	-	-	-	0	1/0	1/0
Knox	-	-	-	21/5	14/3	35/8
Richmond III	-	-	-	2/0	9/0	11/0
Thomas	-	-	-	-	31/14	31/14
Wagner	-	-	16/3	23/4	20/5	58/12

5+ REBOUNDS IN A GAME

Player	21-22	22-23	23-24	24-25	25-26	Career
Acuff	-	-	-	-	10	10
Brazile	16	6 *	15	19	30	86
Ewin	-	1	-	21	19	41
Knox	-	-	-	7	10	17
Pringle	2	5	17	20	14	58
Richmond III	-	-	-	6	17	23
Sealy	-	-	-	-	1	1
Thomas	-	-	-	-	13	13
Wagner	-	-	2	4	0	6

3+/5+ ASSISTS IN A GAME

Player	21-22	22-23	23-24	24-25	25-26	Career
Acuff	-	-	-	-	32/27	32/27
Brazile	0/0	0/0 *	0/0	1/0	7/2	8/2
Ewin	-	0/0	-	3/0	3/1	6/1
Knox	-	-	-	3/1	2/0	5/1
Pringle	0/0	0/0	2/0	3/0	2/0	7/0
Richmond III	-	-	-	7/1	14/1	21/2
Thomas	-	-	-	-	14/6	14/6
Wagner	-	-	20/7	26/13	14/4	60/24

3+ BLOCKS IN A GAME

Player	21-22	22-23	23-24	24-25	25-26	Career
Brazile	5	1 *	4	3	10	23
Ewin	-	1	-	2	1	4
Knox	-	-	-	1	0	1
Pringle	0	1	1	1	1	4
Richmond III	-	-	-	-	1	1
Sealy	-	-	-	-	1	1

3+ STEALS IN A GAME

Player	21-22	22-23	23-24	24-25	25-26	Career
Acuff	-	-	-	-	4	4
Brazile	0	0 *	0	4	5	9
Ewin	-	0	-	3	1	4
Pringle	1	1	0	0	0	2
Richmond III	-	-	-	0	4	4
Thomas	-	-	-	-	6	6
Wagner	-	-	3	1	2	6

DUNKS

Player	21-22	22-23	23-24	24-25	25-26	Career
Acuff	-	-	-	-	7	7
Brazile	NA	12 *	28	35	53	126
Ewin	-	NA	-	NA	52	NA
Knox	-	-	-	14	14	28
Pringle	4	23	40	32	40	139
Richmond III	-	-	-	17	38	55
Sealy	-	-	-	-	5	5
Thomas	-	-	-	-	4	4
Wagner	-	-	1	4	7	12

2025-26 TOTALS 221

^ Arkansas had single digit turnovers versus Texas A&M (9), Florida (9), LSU (8), Oklahoma (6), Auburn (5) & Kentucky (4).

• **THE RAZORBACKS RANK 5TH IN THE NCAA (1ST IN THE SEC) IN ASSIST-TO-TURNOVER RATIO AT 1.89.**

^ Arkansas averages 17.0 assists

28th in the NCAA / 3rd SEC

^ Arkansas commits just 9.0 turnovers per game

10th in the NCAA / 1st SEC

• **Arkansas is 11-0 this season (16-0 under Cal) when getting at least 20 assists**

• **Arkansas is 17-3 this season (22-7 under Cal) when keeping its turnovers to single digits**

2-PT FG% is On Pace for UA Record Rank 13th NCAA/1st in SEC in Overall FG% (as of 3/16)

• Arkansas was just 2-of-17 from 3-point range at Oklahoma, but shot an impressive 71.7% (33-of-46) from 2-point range

^ Shot 68.6% (35-of-51) from 2PT vs Hawai'i

was 4-of-21 from 3PT

^ Shot 67.5% (27-of-40) from 2PT vs Auburn

was 8-of-21 from 3PT

^ Shot 64.0% (32-of-50) from 2PT at LSU

was 3-of-12 from 3PT

^ Shot 60.4% (29-of-48) from 2PT vs Texas A&M

was 4-of-17 from 3PT

• Arkansas has shot 50% from the field 12x vs SEC opponents ... and shot 49.4% at Bama, 49.3% at MIZ and 49.2% vs Kentucky.

• **OVERALL FG%: ARKANSAS IS SHOOTING 50.1% FROM THE FIELD OVERALL 13TH IN THE NCAA / 1ST SEC**

^ SEC FG%: Arkansas shot 51.1% from the field overall

1ST IN THE SEC

• **2PT% ALL GMS: ARKANSAS IS AN IMPRESSIVE 56.0% (843-of-1,505) INSIDE THE ARC.**

^ SEC 2PT%: ARKANSAS SHOT 57.0% (471-of-826) FROM INSIDE THE ARC

• Arkansas is on pace to break its own school record of FG% on ts 2-point attempts, which was set last season. (HogStats)

1. 56.0% on 2PT% - 2025-26

2. 54.1% on 2PT% - 2024-25

3. 53.8% on 2PT% - 1993-94

• **ARKANSAS IS 19-0 THIS SEASON AND 32-0 UNDER CAL WHEN SHOOTING AT LEAST 50% FROM THE FIELD**

Shooting the 3 ... 10th in NCAA in 3PT%; 1ST IN THE SEC (as of 3/16)

• Arkansas leads the SEC and ranks 10th in the NCAA in 3-point percentage 38.9%.

^ Arkansas shot 50% (13-of-26) from 3-point at Alabama and closed the regular season shooting 50% (8-of-16) at Mizzou.

• **In the SEC Championship game, Arkansas shot a season-best 62.5% (15-of-24) from 3-point.**

• Other strong 3-point shooting games in SEC games:

^ 45.5% (10-of-22) vs LSU

^ 41.7% (10-of-24) at Ole Miss

^ 40.9% (9-of-22) vs Vandy

Acuff's 49-Point Game; Joins Kobe Bryant

• Darius Acuff Jr. had a game for the ages, scoring 49 points in the 117-115 double-overtime loss at #25 Alabama.

^ added 5 rebounds and five assists

- Hit a 3-pointer with 12 seconds left in regulation to force OT

- Scored 22 points in the 1st half, 19 in the second half and had eight of the team's 20 points with three assists in the two OTs

- Played all 50 minutes and committed just one turnover

- Was 16-of-27 FG • 6-of-10 3PT • 11-of-12 FT and his 49 points:

^ the most points in NCAA history by a freshman in a game versus a top-25 opponent

^ the most points by a Razorback freshman

^ the most points by any Hog in an SEC game

^ The second-most points by a Razorback all-time (Rotnei Clarke had 51 vs Alcorn State)

^ the most points by a Calipari-coached player

^ the 2nd-most points by a player in NCAA Division I this season (Dennis Parker Jr of Radford had 53 vs Coppin St 12/14)

^ **joined Kobe Bryant as THE ONLY PLAYERS IN NCAA DIVISION I AND THE NBA THE LAST 30 SEASONS to have**

45+ points, 5+ rebounds 5+ assists, 1 or fewer turnovers while playing the entire game.

Darius at Bama (2/18/26): 50 min • 49 pts • 5 reb • 5 assists • 1 TO || Kobe at Portland (4/10/13): 48 min • 47 pts • 8 reb • 5 assists • 1 TO

Acuff's Record-Setting 8 SEC Weekly Honors

• No player in the history of the SEC has won more weekly honors in a season than Darius Acuff Jr. has.

^ Won SEC Freshman of the Week honors a record 7 times

^ Won SEC Freshman of the Week a record five-straight times

^ Won SEC Player of the Week once

ACUFF'S 8 SEC WEEKLY HONORS:

• Frosh Dec. 8 Averaged 17.5 points, nine assists and five rebounds in wins over #6 Louisville and Fresno State.

• Frosh Dec. 15 Scored 20 points with eight assists, four rebounds and a block in the 93-86 win over #16 Texas Tech.

• Frosh Dec. 22 Averaged 25 points, 8.5 assists, 4.0 rebounds and 2.0 steals versus Queens and #8 Houston.

• Frosh Jan. 5 Averaged 23 points and 5.0 assists in wins over James Madison and #19 Tennessee.

• Frosh Jan. 12 Averaged 22.5 points and 5.0 assists in his first two SEC road games, at Ole Miss and at Auburn.

• Frosh Jan. 26 Averaged 24 points and 5.5 assists in leading Arkansas to wins over #15 Vanderbilt and LSU.

• Frosh Feb. 16 Averaged 29.5 points and 6.0 assists in wins at LSU and versus Auburn.

• Player Feb. 23 Averaged 34.5 points, 5.0 assists and 4.5 rebounds at #25 Alabama and versus Missouri.

Acuff Does it Again

• In an 11-game span, Darius Acuff Jr. turned in three of the best performances by an NCAA freshman ever, scoring at least 18 points and dishing out at least 10 assists while committing zero turnovers.

• **According to ESPN, there's only been five individual games in NCAA history in which a FRESHMAN posted at least 18 points, 10 assists and zero turnovers. It has happened four times this year and three times by Darius Acuff Jr. Acuff did it three times in an 11-game span.**

ALL-TIME LIST OF NCAA FRESHMAN WITH AT LEAST 18 PTS • 10 ASSISTS • 0 TURNSOVERS

Darius Acuff Jr. ARK vs Queens 12/16/25 23 pts • 10 assists • 0 turnovers

Darius Acuff Jr. ARK vs South Carolina 01/14/26 18 pts • 13 assists • 0 turnovers

Darius Acuff Jr. ARK at Oklahoma 01/27/26 21 pts • 10 assists • 0 turnovers

Mohammad Habhab E. MICH vs Oakland 11/21/25 24 pts • 10 assists • 0 turnovers

RJ Barrett DUKE vs NC State 02/16/19 23 pts • 10 assists • 0 turnovers

Brazile the Last 17 Games

• **OVER THE LAST 17 GAMES Arkansas is 14-3**

^ He is averaging a team-best 8.3 rebounds

^ Has a team-best 37 blocked shots

^ Has a team-best 28 steals

^ He has 34 assists - 4th-most on the team

^ He is averaging 13.6 points

14 VU • 12 at LSU • 11 vs OKLA • 10 vs Ole Miss

5 at LSU • 4 at MSU, AUB • 3 4x

4 VU, at LSU • 3 LSU, UK, at MIZ • 2 4x

6 MIZ • 5 VU

14 Double-Digit games • 28 vs TX, 19 MSU • 17 at MIZ

Brazile Does it Again

- Four times this season, Trevon Brazile came up with a blocked shot (or multiple blocked shots) to "win" the game for Arkansas.
- ^ **VS WINTHROP:** Blocked a season-high four shots ... all in the final 11 minutes - two were 3-point attempts and one was a jumper at the free throw line ... The last one came with 42 seconds left and led to a Darius Acuff layup to cut the Hogs' deficit to one (83-82) ... The Hogs went on to win 84-83.
- ^ **VS LOUISVILLE:** Had a blocked shot with 7:31 left that Coach Calipari said "won the game"
- ^ **VS TEXAS TECH:** Had a blocked with Arkansas leading by six with 45 seconds left to help seal the win.
- ^ **AT OKLAHOMA:** With Arkansas up two, Brazile blocked a shot with 12 seconds left to help secure the win.

Brazile Named SEC Player of the Week (12/15)

- Trevon Brazile recorded a double-double with 24 points and 10 rebounds in the win over #16 Texas Tech in the Revocriut Rematch to earn SEC Player of the Week honors.
- ^ Recorded his **third double-double of the season and 13 for his career (24 points and 10 rebounds)**.
- ^ Added two blocked shots, including one with Arkansas leading by six with 45 seconds left, to help seal the win.
- ^ **Scored 18 points with eight rebounds in the second half** to spur the come-from-behind win ... Was 6-of-9 FG in the second half, including 2-of-2 from 3PT, and was 4-of-4 at the line with eight of his 10 rebounds.
- ^ **Overall, Brazile's two 3-pointers midway through the half started a 26-15 Razorback run** to turn a five-point deficit into a six-point lead (89-83 with 58 seconds left) ... **Brazile scored 14 of the Hogs' 26 points in the run.**
- Brazile capped the 26-5 run with two free throws to put Arkansas up six and, on the TTU ensuing possession, Brazile had his aforementioned blocked shot to seal the win.

Thomas Named SEC Freshman of the Week (3/9)

- After a career-high, 30-point game to lead Arkansas to a big road win in the regular-season finale at Missouri, Meleek Thomas was named **SEC Freshman of the Week (Mar. 9)**.
- Thomas averaged 21.5 points and 4.5 rebounds while shooting 43.8% from the field, including an impressive 66.7% from 3-point, while shooting 90% from the line in wins over Texas at Missouri.

Vs Texas:

- ^ Scored a "quite" 13 points in a game where Trevon Brazile and Darius Acuff Jr. each scored 28 points.
- ^ In the 20-point win, tied for the team lead with a +24 in 28 minutes played.
- ^ Scored 10 of his 13 in the first half as the Hogs out-scored Texas by 22

At Missouri:

- ^ Playing without Darius Acuff Jr., Thomas picked up the slack by scoring a career-high 30 points while adding seven rebounds.
- ^ Made his first 5 3-pointers, finishing 5-of-6 for the game.
- ^ Scored 18 second-half points, going 5-of-10 from the field, 3-of-4 from 3-point and 5-of-6 at the line in the period. He made a jumper with 1:09 left to give Arkansas a 2-point lead. Then, with 31 seconds left, hit a free throw to tie the game and force overtime

Thomas Sets UA Record for 3PT% in SEC Games

- With his big week to close the regular season, going a combined 5-of-11 from deep versus Texas and at Missouri, Thomas finished the SEC season shooting 48.7% (38-of-78) from 3-point range to set a school record.
- The previous mark was 47.4% in SEC games by Rotnei Clarke (45-95) in 2011.
- Note, heading into the season finale, Thomas was shooting 45.8% from deep (33-of-78) and was 4th on the school's list for 3PT% in SEC games.)

Thomas "Redd-Up" the Boards vs Auburn and Hawai'i

- For the non-Pittsburgh speaking world, "redd-up" means "to clean" ... And
- **Vs Auburn**, Thomas cleaned the boards with a **career-high 10 rebounds**.
- Thomas added **8 boards vs Hawai'i**, tying his season-best total of the season (with Samford).

Thomas' Other Big Games of Late (as of 3/16)

- Over the last 12 games, Thomas:
 - ^ 16.4 ppg 4.9 rpg 45.0% FG 48.0% 3PT (24-50) 86.0% FT (37-43)
 - ^ 8 double-digit scoring games
 - ^ 6 games with at least 6 rebounds
- **At Alabama**, Thomas scored an SEC-best 24 points, going 6-of-8 from 3-point range.
 - ^ **Was the only Hog in double figures for +/- at +15 in 36:39 played before fouling out in the first overtime.**
- **Vs Missouri**, Thomas tied for the team lead with 8 rebounds, adding 14 points
 - ^ Once again led the team in plus/minus at +15 in 36:49 played.
- **Vs Texas A&M**, It was a tale of two halves. In the first half Thomas was 0-of-5. Then, **IN THE SECOND HALF, Thomas (5-of-8 for 13 points) ... Over the final 9:01, Thomas scored 9 points on 4-of-5 shooting from the field (1-of-2 3PT)**
- **At Missouri**, Thomas scored a **career-high 30 points, going 5-of-6 from deep**
 - ^ Added seven rebounds
- **vs Ole Miss (SEC Semi)**, Thomas just missed matching his career-high with 29 points, going 4-of-7 from deep
 - ^ Added five rebounds and two steals
- **vs Hawai'i (NCAA 1st Rd)**, Scored 21 points with eight rebounds, five assists and two steals
 - ^ Joined Acuff (24 pts & 7 assists) as the only frosh duo to have at least 20 and 5 in an NCAA Tournament game.

ARKANSAS IN 2025-26 RANKINGS

Thru Mar. 16



TEAM IN THE NCAA/SEC

	NCAA	SEC	NO.
Assist/Turnover Ratio (361 ranked)	5	1	1.89
Assists Per Game (361 ranked)	28	2	17
Bench Points per game (361 ranked)	54	4	27.32
Blocks Per Game (361 ranked)	15	2	5.1
Effective FG pct (361 ranked)	22	1	0.565
Fastbreak Points (361 ranked)	2	2	19.12
Field Goal Percentage (361 ranked)	13	1	50
Field Goal Percentage Defense (361 ranked)	246	14	45.3
Fouls Per Game (361 ranked)	137	2	16.9
Free Throw Attempts Per Game (361 ranked)	63	11	23.4
Free Throw Percentage (361 ranked)	89	8	74.7
Free Throws Made Per Game (361 ranked)	47	9	17.4
Rebound Margin (361 ranked)	153	8	1.5
Rebounds (Defensive) Per Game (361 ranked)	138	10	25.06
Rebounds (Offensive) Per Game (361 ranked)	167	13	11.03
Rebounds Per Game (361 ranked)	133	11	36.09
Scoring Defense (361 ranked)	328	14	80.1
Scoring Margin (361 ranked)	39	5	9.9
Scoring Offense (361 ranked)	4	2	89.9
Steals Per Game (361 ranked)	118	6	7.3
Three Point Attempts Per Game (361 ranked)	238	12	21.4
Three Point Percentage (361 ranked)	10	1	38.9
Three Point Percentage Defense (361 ranked)	66	4	31.7
Three Pointers Per Game (361 ranked)	132	6	8.3
Turnover Margin (361 ranked)	50	4	2.5
Turnovers Forced Per Game (361 ranked)	194	4	11.53
Turnovers Per Game (361 ranked)	10	1	9
Winning Percentage (361 ranked)	30	2	76.5

RAZORBACKS IN THE NCAA/SEC

	PLAYER	NCAA	SEC	NO.
Assist/Turnover Ratio (350 ranked)	Darius Acuff Jr.	27	1	3.04
Assists (349 ranked)	Darius Acuff Jr.	9	1	216
Assists Per Game (350 ranked)	Darius Acuff Jr.	13	1	6.5
Blocks (338 ranked)	Trevon Brazile	52	3	53
	Malique Ewin	222	16	33
	Billy Richmond III	281	21	29
Blocks Per Game (350 ranked)	Trevon Brazile	62	4	1.61
	Malique Ewin	256	17	0.97
	Billy Richmond III	329	24	0.85
Double Doubles (288 ranked)	Trevon Brazile	104	5	7
	Darius Acuff Jr.	132	7	6
Field Goal Attempts (349 ranked)	Darius Acuff Jr.	8	2	535
	Meleek Thomas	106	9	424
Field Goal Percentage (350 ranked)	Darius Acuff Jr.	153	7	48.6
	Meleek Thomas	299	16	42.7
Field Goals (345 ranked)	Darius Acuff Jr.	5	1	260
	Meleek Thomas	183	13	181
Free Throw Attempts (345 ranked)	Darius Acuff Jr.	89	8	189
Free Throw Percentage (350 ranked)	Darius Acuff Jr.	240	14	80.4
Free Throws (349 ranked)	Darius Acuff Jr.	79	7	152
Minutes Per Game (350 ranked)	Darius Acuff Jr.	67	1	35:04
Points (348 ranked)	Darius Acuff Jr.	4	1	757
	Meleek Thomas	190	15	522
Points Per Game (1495 ranked)	Darius Acuff Jr.	7	1	22.9
	Meleek Thomas	268	21	15.4
	Trevon Brazile	523	35	13.2
	Billy Richmond III	883	49	11
	Malique Ewin	1175	62	9.6
Rebounds (339 ranked)	Trevon Brazile	89	4	244
	Malique Ewin	339	27	182
Rebounds (Defensive) Per Game (348 ranked)	Trevon Brazile	56	4	5.82
Rebounds (Offensive) Per Game (348 ranked)	Malique Ewin	99	6	2.71
Rebounds Per Game (350 ranked)	Trevon Brazile	116	5	7.4
Steals (338 ranked)	Trevon Brazile	133	7	51
	Meleek Thomas	163	9	49
Steals Per Game (349 ranked)	Trevon Brazile	168	10	1.55
	Meleek Thomas	220	11	1.44
Three Point Attempts (346 ranked)	Darius Acuff Jr.	186	10	191
	Meleek Thomas	231	12	183
Three Point Percentage (116 ranked)	Darius Acuff Jr.	6	2	44.5
Three Pointers Per Game (347 ranked)	Darius Acuff Jr.	100	7	2.58
	Meleek Thomas	186	12	2.26
Total 3-point FGM (341 ranked)	Darius Acuff Jr.	74	5	85
	Meleek Thomas	131	7	77
Triple Doubles (4 ranked)	--			

2025-26 SEC POSTSEASON HONORS

FIRST TEAM ALL-SEC - COACHES

DARIUS ACUFF, JR., ARKANSAS

Ja'Kobi Gillespie, Tennessee
Thomas Haugh, Florida
Labaron Philon Jr., Alabama
Tyler Tanner, Vanderbilt

SECOND TEAM ALL-SEC - COACHES

Nate Ament, Tennessee
Rueben Chinyelu, Florida
Mark Mitchell, Missouri
Otega Oweh, Kentucky
Dailyn Swain, Texas

THIRD TEAM ALL-SEC - COACHES

Rashaun Agee, Texas A&M
Alex Condon, Florida
Keyshawn Hall, Auburn
Aden Holloway, Alabama
Josh Hubbard, Mississippi State

SEC ALL-FRESHMAN - COACHES

DARIUS ACUFF JR., ARKANSAS

MELEEK THOMAS, ARKANSAS

Amari Allen, Alabama
Nate Ament, Tennessee
Malachi Moreno, Kentucky

SEC ALL-DEFENSIVE - COACHES

Rueben Chinyelu, Florida
Somto Cyril, Georgia
Felix Okpara, Tennessee

BILLY RICHMOND III, ARKANSAS

Tyler Tanner, Vanderbilt

"OF THE YEAR" HONORS - COACHES

PLAYER OF THE YEAR: DARIUS ACUFF JR., ARKANSAS

FRESHMAN OF THE YEAR: DARIUS ACUFF JR., ARKANSAS

Coach of the Year: Todd Golden, Florida
Scholar-Athlete of the Year: Rueben Chinyelu, Florida
Newcomer (Transfer) of the Year: Dailyn Swain, Texas
Sixth-Man of the Year: Urban Klavzar, Florida
Defensive Player of the Year: Rueben Chinyelu, Florida

SEC COMMUNITY SERVICE TEAM

Houston Mallette, Alabama

AMERE BROWN, ARKANSAS

Emeka Oporum, Auburn
Rueben Chinyelu, Florida
Marcus "Smurf" Millender, Georgia
Malachi Moreno, Kentucky
Jalen Reed, LSU
Zach Day, Ole Miss
Josh Hubbard, Mississippi State
Trent Pierce, Missouri
Tae Davis, Oklahoma
Myles Stute, South Carolina
Jaylen Carey, Tennessee
Chendall Weaver, Texas
Mackenzie Mgbako, Texas A&M
Tyler Tanner, Vanderbilt

FIRST TEAM ALL-SEC - AP

u-DARIUS ACUFF JR., ARKANSAS

Labaron Philon, Alabama
Tyler Tanner, Vanderbilt
Thomas Haugh, Florida
Rueben Chinyelu, Florida

SECOND TEAM ALL-SEC - AP

Josh Hubbard, Mississippi State
Ja'Kobi Gillespie, Tennessee
Dailyn Swain, Texas
Nate Ament, Tennessee
Alex Condon, Florida

"OF THE YEAR" HONORS - AP

PLAYER OF THE YEAR - DARIUS ACUFF JR., ARKANSAS

Coach of the year - Todd Golden, Florida.

FRESHMAN OF THE YEAR - DARIUS ACUFF JR., ARKANSAS

Newcomer of the year - Ja'Kobi Gillespie, Tennessee.

u-Unanimous selection

Cal HAD 6 2026 NBA All-Stars

John Calipari has an **NBA-best 6 players** (of the 25 total) playing this year's All-Star game. In fact, **no other coach has more than one**. Cal's 2026 All-Stars include:

- ^ Karl-Anthony Towns (6th all-star game)
- ^ Devin Booker (5th all-star game)
- ^ Shai Gilgeous-Alexander (4th all-star game)
- ^ Tyrese Maxey (2nd all-star game)
- ^ De'Aaron Fox (2nd all-star game)
- ^ Jamal Murray (1st All-Star game)

• 4th year in a row at least 4 of Cal's players made the all-star game ...
13th straight year at least 1 of Cal's players making the All-Star game.

Wagner Re-Emerges; Hits Milestones, Nearing Another (as of 3/16)

• Junior D.J. Wagner is nearing to significant milestones for his three-year career (UK & ARK)

^ **With four assists in the SEC title game, Wagner crossed the 300 career assist mark, now has 307 in three years** - for comparison sake, Razorback great Todd Day had 319 career assists

^ **He is 61 points from 1,000 for his 3-year career (939)**

• In two years at Arkansas, he has 652 points and 211 assists

^ **His 3PT shooting has gone from 29.2% (FR) to 30.4% (SO) to 35.3% (JR)**

• **WAGNER HAS HAD 3 DISTINCT SEASONS THIS SEASON:**

FIRST 13 GAMES OF 2025-26: 8.8 pts (7 double-figure gms) 2.8 assists 19-of-48 3PT (39.6%)

NEXT 15 GAMES OF 2025-26: 5.6 ppg (2 double-figure gms) 1.0 assists 7-of-33 3PT (21.2%)

^ **MISSED 2 OF THE GAMES DUE TO INJURED ANKLE (at Miss State and at LSU)**

LAST 7 GAMES OF 2025-26: 8.9 ppg (4 double-figure gms) 2.5 assists 10-of-21 3PT (47.6%)

^ 3 games with 3 triples (3-4 at Florida • 3-4 vs Texas • 3-3 vs Vandy)

Billy GOAT; Has Done "Billy" Things (as of 3/16)

• Billy Richmond III played well in the loss at Georgia and is coming off 10 straight great games.

• **LAST 10:** Averaging 16.0 ppg - 2nd best on the team - while shooting 54.4% from the field and 90.5% from the line (19-21)
^ Scored in double figures in 10 of the last 13

• From the home Auburn game to Florida ... **Scored 20-plus in five straight** (never scored more than 16 in his first 60 gms)

^ **25 vs Auburn (12-of-15 FG) • 20 at Alabama (10-of-19) • 21 vs Missouri (9-of-14), 23 vs Texas A&M (8-of-13) • 22 at Florida (9-of-17)**

• **He ranked 2nd in the league in FG% in SEC games only at 57.4% (97-of-169)**

AT GEORGIA

^ 12 points
^ 6-of-11 FG
^ 8 rebounds
^ 3 blocked shots

1 shy of then SEC career high tied **then career high for FG and set then career high for FGA** then season and led the team **career high** rejected Somto Cyril at the rim **WATCH**

VS KENTUCKY

^ 14 points
^ 6 FG made

then SEC career high tied **then career high** Was 6-of-8 FG

AT MISS STATE

^ 14 points
^ 7 -of-11 FG

tied **then SEC career high** (from previous game)
7 FG made was a **then career high** and 11 FGA tied **then career high**

AT LSU

^ 13 points

VS AUBURN

^ 25 points
^ 12-of-15 FG
^ 3 steals
^ 37:42 minutes
^ 5 Dunks

career high Added 4 assists **career high for makes** tied a **career high** **career high** and had two impressive reverse layups **WATCH**

AT ALABAMA

^ 20 points
^ 6 rebounds

10 FG made .. **career-high 19 FG att** **tying career-high 5 offensive rebounds** (also had 5 in the NCAA win over St. John's)

MISSOURI

^ 21 points
^ 3 steals

LED THE TEAM IN SCORING ... 2-of-3 from 3-point, just his 2nd game to make more than one triple **tied career-high**

TEXAS A&M

^ 23 points

Led the team in scoring

AT FLORIDA

^ 22 points

Led the team in scoring for the 3rd straight game

TEXAS

^ 9 rebounds
^ 3 steals
^ 3 blocked shots

tied career-high and set SEC career high **tied career-high** **tied career-high**

AT FLORIDA

^ 10 points
^ 6 rebounds

with three dunks added four assists and two steals

VS VANDERBILT SEC CHAMPIONSHIP

^ 18 points
^ 2-of-4 3PT

tied his career high with 2 makes and set a career-high with 4 attempts

NBA OPENING DAY ROSTERS

• Arkansas had 9 players on 2025-26 NBA opening day rosters.
• **No coach (or no college program minus one) had more players on 2025-26 NBA opening-day rosters than John Calipari's 26.**

MOST NBA PLAYERS ON OPENING DAY ROSTERS 2025-26 (including 2-way)

1	Kentucky	27	25 played for Cal
2	Duke	24	

CALIPARI vs SEC SCHOOLS - Players on 2025-26 NBA Rosters

1	Kentucky	27	
	COACH CAL	26	25 at UK, 1 at ARK
2	Arkansas	9	

Ewin Shines at Mizzou

- On the surface, Ewin's game at Mizzou in the regular-season finale was really good ... 17 points and 9 rebounds
- A further look ... **HE WAS AWESOME**
 - ^ Dominated overtime to get Arkansas the win as **he scored 9 of the Hogs' 12 points in OT**
 - ^ **With eight seconds left in OT, grabbed an offensive rebound off a missed free throw, was fouled and made two free throws for a 4-point lead .. Secured the win with five seconds left by making two more free throws.**
 - ^ Midway through the OT, **drained a 3-pointer** to give the hogs a 4-point lead
 - ^ **Played a career-high 31:19**

Unique Malique; Non-Con vs SEC Games • Offensive Rebound Machine

- Malique Ewin has shown improvement since the calendar flipped and SEC play began.

NON-CON	8.7 ppg	4.6 rpg	69% FT	11 BLKS	16.3 min/gm
SEC ONLY	10.4 ppg	5.7 rpg	74% FT	20 BLKS	22.0 min/gm
- **FOR THE SEASON, over half of Ewin's 194 rebounds are on the offensive end**
 - ^ 98 offensive rebounds
 - ^ 96 defensive rebounds
 - ^ Had a nine offensive rebounds (13 total) vs Ole Miss in the SEC semis
 - ^ Had seven offensive rebounds versus Texas A&M (also 7 vs Louisville this season)
 - ^ Has pulled down at least 7 offensive boards 6 times in his career including 11 at LSU (at FSU), 9 vs Ole Miss (at ARK); 8 at Cal (at FSU), 7 vs Louisville (at FSU), 7 vs Louisville (at ARK), 7 vs Texas A&M (at ARK).
- **Top highest pct of offensive rebounds by a Hog season since 1986-87 (HogStats)**
 - 1. 50.5% (98-of-194) - Malique Ewin, 2025-26**
 2. 49.7% (78-of-147) - Keith Wilson, 1988-89
 3. 49.0% (98 of 200) - Derek Hood, 1995-96

BIG GAMES THIS SEASON

- **VS HOUSTON:** Season-high 20 points with nine rebounds ... Drew 11 fouls and was 10-of-17 FT.
- **TENNESSEE:** Had 12 points and 6 rebounds ... HOWEVER, had 10 and 5, while adding four blocked shots in the 2nd half.
- **At Auburn:** Tallied his first double-double as a Hog with 13 points and had 12 rebounds
- **SOUTH CAROLINA:** Only played 15 minutes but scored 18 points on 8-of-10 shooting.
- **VANDERBILT:** Scored 16 points (5-of-6 FG • 6-of-8 FT) with four dunks.
- **AT OKLAHOMA:** Was 5-of-5 from the field and 2-of-2 at the line.
- **MISSOURI:** After 4 straight, single-digit scoring games (including zero points at Alabama and 16 points total), broke out with a 16-point, 8-rebound game in the win over Missouri.
- **TEXAS A&M:** Played a **season-high 33:38** and thanks to scoring **18 points to tie an SEC high** (6-of-7 FG) with **nine rebounds** while adding a **career-high 4 assists** and two blocked shots.
- **vs OLE MISS (SEC):** Recorded his second double-double as a Razorback with 14 points and 13 rebounds
- **vs HAWAII (NCAA):** Had his third double-double as a Hog (2nd in a 3-game span) with 16 points and 12 rebounds ... Threw down 4 dunks and was 6-of-8 FG overall and 4-of-4 FT ... **Added a career-high six assists.**

Burger Boys .. And Another One

- In the UCA and Samford games, **Arkansas started four McDonald's All-Americans** – D.J. Wagner ('23) • Karter Knox ('24) • Darius Acuff Jr. ('25) • Meleek Thomas ('25). It was **the first and only time** the Hogs started four McDonald's All-Americans in the same game.
 - ^ In 2022-23, Arkansas started three McDonald's All-Americans: Anthony Black ('22) • Jordan Walsh ('22) • Nick Smith Jr. ('22)
 - ^ In 1996-97, Arkansas started three McDonald's All-Americans: Kareem Reid ('94) • Derek Hood ('95) • Glendon Alexander ('96)
- **Arkansas added to its list of McDonald's All-Americans when JJ ANDREWS was selected for the 2026 game. (Toure will play in the Iverson All-American game.)**
 - ^ **Andrews is the 23rd Razorback signee to be named to the McDonald's All American Game** and the fifth signed by Arkansas head coach John Calipari in three signing classes.
 - ^ Overall, **Cal has signed 54 McDonald's All Americans** in his 34 years as a collegiate head coach.

POSTSEASON HONORS

DARIUS ACUFF JR.

- **SEC Player of the Year (Coaches)**
- **SEC Player of the Year (AP)**
- **SEC Freshman of the Year (Coaches)**
- **SEC Freshman of the Year (AP)**
- SEC Player of the Year (CollegeHoopsToday)
- SEC Player of the Year (HoopsHD)
- SEC Player of the Year (USA TODAY)
- SEC Newcomer of the Year (USA TODAY)
- SEC Rookie of the Year (HoopsHD)
- **John R. Wooden Award Finalist**
- **Bob Cousy Award Finalist**
- **Lute Olson Award Finalist**
- **Kyle Macy Award Finalist**
- **Naismith Trophy (Semifinalist)**
- **1st Team All-American (AP)**
- **1st Team All-American (USBWA)**
- **1st Team All-American (The Sporting News)**
- **1st Team All-American (NABC)**
- **1st Team All-American (CollegeHoopsToday)**
- **1st Team All-American (Field of 68)**
- **1st Team All-American (Bleacher Report)**
- **1st Team All-Southeast District (NABC)**
- 1st Team All-SEC (Coaches)
- 1st Team All-SEC (AP)
- 1st Team All-SEC (CollegeHoopsToday)
- 1st Team All-SEC (USA TODAY)
- **SEC Tournament MVP**
- *** SEC All-Tournament Team**

BILLY RICHMOND III

- SEC All-Defensive Team (Coaches)
- **All-Glue Team (CollegeHoopsToday)**

MELEEK THOMAS

- **1st Team All-Southeast District (NABC)**
- SEC All-Freshman Team (Coaches)

TREVON BRAZILE

- SEC Defensive Player of the Year (HoopsHD)
- *** SEC All-Tournament Team**

JOHN CALIPARI

- SEC Coach of the Year (HoopsHD)

CLASS OF 2026-27

JJ ANDREWS

6-6, 215, W

Little Rock, Ark. / Little Rock Christian Acad.

Pub	Rating	Natl.	Pos.	St.
247Sports	5 Star	#11	#4 SF	#1 ARK
ESPN	5 Star	#11	#4 SF	#1 ARK
247Comp	5 Star	#14	#5 SF	#1 ARK
On3 Ind	4 Star	#15	#5 SF	#1 ARK
Rivals	4 Star	#29	#8 SG	#1 Ark

- **McDonald's All-American**
- **1 of 25 players named to the 2026 Jersey Mike's Naismith Trophy Boys' High School Player of the Year Midseason Team**
- **MaxPreps National Player of the Year Watch List**


ABDOU TOURE

6-5, 205, W

West Haven, Conn. / Notre Dame HS

Pub	Rating	Natl.	Pos.	St.
Rivals	4 Star	#30	#9 SG	#1 CT
On3 Ind	4 Star	#34	#9 SG	#1 CT
ESPN	4 Star	#34	#14 SF	#1 CT
247Comp	4 Star	#34	#15 SF	#1 CT
247Sports	4 Star	#36	#18 SF	#1 CT

- **Iverson Classic All-American Game**
- **1 of 25 players named to the 2026 Jersey Mike's Naismith Trophy Boys' High School Player of the Year Midseason Team**
- **MaxPreps National Player of the Year Watch List**



NCAA Tournament Results (53-36, .596)

38 NCAA Tournament Bids [37 appearances*]

* - The 1944 team earned an NCAA bid but was unable to participate due to an automobile accident prior to the tournament
 # next to team indicates NCAA tournament seed - (# in parenthesis indicates team's AP ranking unless otherwise noted)

2026	
#4 SEED (#14) - WEST	
1st/2nd Rounds • Moda Center - Portland, Ore.	
3/19	#13 Hawaii W 97 78 1st Rd
3/21	#12 High Point W 75 66 2nd Rd

2025 • SWEET 16	
#10 SEED • WEST • 2-1	
1st/2nd Rounds • Amica Mutual Pavilion - Providence, R.I.	
3/20	#7 Kansas W 79 72 1st Rd
3/22	#2 (#5) St. John's W 75 66 2nd Rd
West Regional • Chase Center - San Francisco, Calif.	
3/27	#3 (#9) Texas Tech OT L 83 85 SWEET 16

2023 • SWEET 16	
#8 SEED • WEST • 2-1	
1st/2nd Rounds • Wells Fargo Arena - Des Moines, Iowa	
3/16	#9 Illinois W 73 63 1st Rd
3/18	#1 (#4) Kansas W 72 71 2nd Rd
West Regional • T-Mobile Arena - Las Vegas, Nev.	
3/23	#4 (#10) UConn L 65 88 SWEET 16

2022 • ELITE 8	
#4 SEED (#17) • WEST • 3-1	
1st/2nd Rounds • KeyBank Center - Buffalo, N.Y.	
3/17	#13 Vermont W 75 71 1st Rd
3/19	#12 New Mexico State W 53 48 2nd Rd
West Regional • Chase Center - San Francisco, Calif.	
3/24	#1 (#1) Gonzaga W 74 68 SWEET 16
3/26	#2 (#3) Duke L 69 78 ELITE 8

2021 • ELITE 8	
#3 SEED (#10) • SOUTH • 3-1	
All Rounds Played in Indianapolis, Ind.	
3/19	#14 Colgate W 85 68 1st Rd (1)
3/21	#4 (#21) Texas Tech W 68 66 2nd Rd (2)
3/27	#15 Oral Roberts W 72 70 SWEET 16 (1)
3/29	#1 (#3) Baylor L 82 81 ELITE 8 (3)
1 - Bankers Life Arena • 2 - Hinkle Fieldhouse 3 - Lucas Oil Stadium (Liberty Court)	

2018 • 1st ROUND	
#7 SEED • EAST • 0-1	
1st/2nd Rounds • Little Caesars Arena - Detroit, Mich.	
3/16	#10 Butler L 62 79 1st Rd

2017 • 2nd ROUND	
#8 SEED • SOUTH • 1-1	
1st/2nd Rounds • Bon Secours Arena - Greenville, S.C.	
3/17	#9 Seton Hall W 77 71 1st Rd
3/19	#1 (#6) North Carolina L 65 72 2nd Rd

2015 • 2nd ROUND *	
#5 SEED (#21) • WEST • 1-1	
1st/2nd Rounds • Veterans Memorial Arena - Jacksonville, Fla.	
3/19	#12 Wofford W 56 53 1st Rd
3/21	#4 (#15) North Carolina L 78 87 2nd Rd
Officially, the "First Four" were considered 1st Rd games in 2015	

2008 • 2nd ROUND	
#9 SEED • EAST • 1-1	
1st/2nd Rounds • RBC Center - Raleigh, N.C.	
3/21	#8 (#24 coaches) Indiana W 86 72 1st Rd
3/23	#1 (#1) North Carolina L 71 108 2nd Rd

2007 • 1st ROUND	
#12 SEED • WEST • 0-1	
1st/2nd Rounds • Spokane Arena - Spokane, Wash.	
3/16	#5 Southern Cal L 60 77 1st Rd

2006 • 1st ROUND	
#8 SEED • OAKLAND • 0-1	
1st/2nd Rounds • American Airlines Center - Dallas, Texas	
3/17	#9 Bucknell L 55 59 1st Rd

2001 • 1st ROUND	
#7 SEED • WEST • 0-1	
1st/2nd Rounds • Boise State Pavilion - Boise Idaho	
3/15	#10 (#21) Georgetown L 61 63 1st Rd

2000 • 1st ROUND	
#11 SEED • SOUTH • 0-1	
1st/2nd Rounds • Gaylord Center - Nashville, Tenn.	
3/17	#6 (#23) Miami (Fla.) L 71 75 1st Rd

1999 • 2nd ROUND	
#4 SEED (#17) • SOUTH • 1-1	
1st/2nd Rounds • McNichols Arena - Denver, Colo.	
3/11	#13 Siena W 94 80 1st Rd
3/13	#5 (#21) Iowa L 72 82 2nd Rd

1998 • 2nd ROUND	
#6 SEED (#17) • WEST • 1-1	
1st/2nd Rounds • Boise State Pavilion - Boise, Idaho	
3/12	#11 Nebraska W 74 65 1st Rd
3/14	#3 (#7) Utah L 65 69 2nd Rd

1996 • SWEET 16	
#12 SEED • EAST • 2-1	
1st/2nd Rounds • Providence Civic Center - Providence, R.I.	
3/14	#5 (#18) Penn State W 86 80 1st Rd
3/16	#4 (#20) Marquette W 65 56 2nd Rd
East Regional • Georgia Dome - Atlanta, Ga.	
3/21	#1 (#1) UMass L 63 79 SWEET 16

1995 • NATIONAL RUNNER-UP	
#1 SEED (#2) • MIDWEST • 5-1	
1st/2nd Rounds • Frank Erwin Center - Austin, Texas	
3/17	#15 Texas Southern W 79 78 1st Rd
3/19	#7 (#25) Syracuse OT W 96 94 2nd Rd
Midwest Regional • Kemper Arena - Kansas City, Mo.	
3/24	#6 Memphis OT W 96 91 SWEET 16
3/26	#4 (#13) Virginia W 98 91 ELITE 8
FINAL FOUR • The Kingdome - Seattle, Wash.	
4/01	#2 (#4) North Carolina W 75 68 FINAL FOUR
4/03	#1 (#1) UCLA L 78 89 RUNNER-UP

1994 • NATIONAL CHAMPION	
#1 SEED (#2) • MIDWEST • 6-0	
1st/2nd Rounds • Myriad Center - Oklahoma City, Okla.	
3/18	#16 North Carolina A&T W 94 79 1st Rd
3/20	#9 Georgetown W 85 73 2nd Rd
Midwest Regional • Reunion Arena - Dallas, Texas	
3/25	#12 Tulsa W 103 84 SWEET 16
3/27	#3 (#11) Michigan W 76 68 ELITE 8
FINAL FOUR • Charlotte Coliseum - Charlotte, N.C.	
4/02	#2 (#9) Arizona W 91 82 FINAL FOUR
4/04	#2 (#6) Duke W 76 72 CHAMPION

1993 • SWEET 16	
#4 SEED (#14) • EAST • 2-1	
1st/2nd Rounds • Veterans Memorial - Winston-Salem, N.C.	
3/18	#13 Holy Cross W 94 64 1st Rd
3/20	#5 St. John's W 80 74 2nd Rd
East Regional • Meadowlands Arena - E. Rutherford, N.J.	
3/26	#1 (#4) North Carolina L 74 80 SWEET 16

1992 • 2nd ROUND	
#3 (#9) SEED • MIDWEST • 1-1	
1st/2nd Rounds • Bradley Center - Milwaukee, Wis.	
3/19	#14 Murray State W 80 60 1st Rd
3/21	#6 Memphis L 80 82 2nd Rd

1991 • ELITE 8	
#1 SEED (#2) • SOUTHEAST • 3-1	
1st/2nd Rounds • The Omni - Atlanta, Ga.	
3/15	#16 Georgia State W 117 76 1st Rd
3/17	#8 Arizona State W 97 90 2nd Rd
Southeast Regional • Charlotte Coliseum - Charlotte, N.C.	
3/21	#4 (#19) Alabama W 93 70 SWEET 16
3/23	#3 (#12) Kansas L 81 93 ELITE 8

1990 • FINAL FOUR	
#4 SEED (#7) • MIDWEST • 4-1	
1st/2nd Rounds • Frank Erwin Center - Austin, Texas	
3/15	#13 Princeton W 68 64 1st Rd
3/17	#12 Dayton W 86 84 2nd Rd
Midwest Regional • Reunion Arena - Dallas, Texas	
3/22	#8 North Carolina W 96 73 SWEET 16
3/24	#10 Texas W 88 85 ELITE 8
FINAL FOUR • McNichols Arena, Denver, Colo.	
3/31	#3 (#15) Duke L 83 97 FINAL FOUR

1989 • 2nd ROUND	
#5 SEED (#17 COACHES) • MIDWEST • 1-1	
1st/2nd Rounds • Hoosier Dome - Indianapolis, Ind.	
3/16	#12 Loyola Marymount W 120 101 1st Rd
3/18	#4 (#12) Louisville L 84 93 2nd Rd

1988 • 1st ROUND	
#11 SEED • SOUTHEAST • 0-1	
1st/2nd Rounds • Riverfront Coliseum, Cincinnati, Ohio	
3/18	#6 Villanova L 74 82 1st Rd

1985 • 2nd ROUND	
#9 SEED • WEST • 1-1	
1st/2nd Rounds • Huntsman Center - Salt Lake City, Utah	
3/14	#8 Iowa W 63 54 1st Rd
3/16	#1 (#2) St. John's L 65 68 2nd Rd

1984 • 2nd ROUND	
#2 SEED (#8) • EAST • 0-1	
1st/2nd Rounds • Meadowlands Arena - E. Rutherford, N.J.	
NOTE: Arkansas earned a first round bye	
3/18	#7 Virginia L 51 53 2nd Rd

1983 • SWEET 16	
#4 SEED (#9) • MIDEAST • 0-1	
1st/2nd Rounds • Sun Dome - Tampa, Fla.	
NOTE: Arkansas earned a first round bye	
3/19	#5 Purdue W 78 68 2nd Rd
Mideast Regional • Stokely Athletic Center - Knoxville, Tenn.	
3/24	#1 (#4) Louisville L 63 65 SWEET 16

1982 • 2nd ROUND	
#4 SEED (#12) • MIDWEST • 0-1	
1st/2nd Rounds • Reunion Arena - Dallas, Texas	
NOTE: Arkansas earned a first round bye	
3/14	#5 Kansas State L 64 65 2nd Rd

1981 • SWEET 16	
#5 SEED (#20) • MIDWEST • 2-1	
1st/2nd Rounds • Frank Erwin Center - Austin, Texas	
3/12	#12 Mercer W 73 67 1st Rd
3/14	#4 (#12) Louisville W 74 73 2nd Rd
East Regional • The Superdome - New Orleans, La.	
3/20	#1 (#4) LSU L 56 72 SWEET 16

1980 • 1st ROUND	
#10 SEED • WEST • 0-1	
1st/2nd Rounds • Bob Devaney Sports Center - Lincoln, Neb.	
3/20	#7 Kansas State L 53 71 1st Rd

1979 • ELITE 8	
#2 SEED (#5*) • MIDWEST • 2-1	
* - Arkansas was ranked #7 for the Weber State game	
1st/2nd Rounds • Allen Fieldhouse - Lawrence, Kan.	
NOTE: Arkansas earned a first round bye	
3/11	#7 Weber State W 74 63 2nd Rd
Midwest Regional • Riverfront Coliseum - Cincinnati, Ohio	
3/15	#3 (#13) Louisville W 73 62 SWEET 16
3/17	#1 (#1) Indiana State L 71 73 ELITE 8

1978 • NATIONAL 3rd PLACE	
#2-L SEED (#5*) • WEST • 4-1	
* - Arkansas was ranked #7 for the Weber State game	
NOTE: The 8-team regions had 4 auto qualifiers (Q) & 4 at-large (L)	
1st Round • McArthur Court - Eugene, Ore.	
3/11	#4-0 Weber State W 73 52 1st Rd
West Regional • University Arena - Albuquerque, N.M.	
3/16	#1-0 (#2) UCLA W 74 70 SWEET 16
3/18	#4-L Cal State Fullerton W 61 58 ELITE 8
FINAL FOUR • The Checker Dome - St. Louis, Mo.	
3/25	#2-0 (#1) Kentucky L 59 64 FINAL FOUR
3/27	#2-L (#6) Notre Dame W 71 69 3rd PLACE

1977 • 1st ROUND	
#8) • MIDWEST • 0-1	
1st/2nd Rounds • Lloyd Noble Center - Norman, Okla.	
3/12	Wake Forest L 80 86 1st Rd

1958 • ELITE 8	
MIDWEST • 0-2	
Midwest Regional • Allen Fieldhouse - Lawrence, Kan.	
NOTE: Arkansas earned a quarterfinal round bye	
3/14	(#18) Oklahoma State L 40 65 ELITE 8
3/15	(#3) Cincinnati L 62 97 Consolation

1949 • ELITE 8	
WESTERN • 1-1	
All game played at Municipal Auditorium - Kansas City, Mo.	
3/18	Oregon State L 38 56 ELITE 8
3/19	(#17) Wyoming W 61 48 Consolation

1945 • FINAL FOUR	
WESTERN • 1-1	
All game played at Municipal Auditorium - Kansas City, Mo.	
3/23	Oregon W 79 76 ELITE 8
3/24	Oklahoma State L 41 68 FINAL FOUR

1944	
DECLINED INVITATION	
NOTE: Earned an NCAA Berth as co-SWC Champion but withdrew after an automobile accident injured Razorback starters Deno Nichols and Ben Jones, and killed Everett Norris, a P.E. teacher who traveled with the team as a coaching assistant.	

1941 • FINAL FOUR	
WESTERN • 1-1	
All games played at Municipal Auditorium - Kansas City, Mo.	
3/21	Wyoming W 50 40 ELITE 8
3/22	Washington State L 53 64 FINAL FOUR

AT THE NCAA TOURNEY	
Overall:	53-36
1st Rd:	21-8
2nd Rd:	13-10
Sweet 16:	8-7
Elite 8:	6-5
Final Four:	2-4
Championship:	1-1
Regional/Final Consolations:	2-1

VS OPPONENTS IN NCAA TOURNEY		
Opponent	Record	Last Meeting
Alabama	1-0	1991, W, 93-70 (Sweet 16)
Arizona	1-0	1994, W, 91-82 (Final 4)
Arizona State	1-0	1991, W, 97-90 (2nd)
Baylor	0-1	2021, L, 81-72 (Elite 8)
Bucknell	0-1	2006, L, 59-55 (2nd)
Butler	0-1	2018, L, 79-62 (1st)
Cal St-Fullerton	1-0	1979, W, 61-58 (Elite 8)
Cincinnati	0-1	1958, L, 65-64 (Final 4 con)
Colgate	1-0	2021, W, 85-68 (1st)
Connecticut	0-1	2023, L, 88-65 (Sweet 16)
Dayton	1-0	1990, W, 86-84 (2nd)
Duke	1-2	2022, L, 78-69 (Elite 8)
Georgetown	1-1	2001, L, 63-61 (1st)
Georgia State	1-0	1991, W, 117-76 (1st)
Gonzaga	1-0	2022, W, 74-68 (Sweet 16)
Hawaii	1-0	2026, W, 97-78 (1st)
High Point	FIRST MEETING	
Holy Cross	1-0	1993, W, 94-64 (1st)
Illinois	1-0	2023, W, 73-74 (1st)
Indiana	1-0	2008, W, 86-72 (1st)
Indiana State	0-1	1979, L, 73-71 (Elite 8)
Iowa	1-1	1999, L, 82-72 (2nd)
Kansas	2-1	2025, W, 79-72 (1st)
Kansas State	0-2	1982, L, 65-64 (2nd)
Kentucky	0-1	1979, L, 64-59 (Final 4)
LSU	0-1	1981, L, 75-56 (Sweet 16)
Louisville	2-2	1989, L, 93-74 (2nd)
Loyola Marymount	1-0	1989, W, 120-101 (1st)
Marquette	1-0	1996, W, 65-56 (2nd)
UMass	0-1	1996, L, 79-63 (Sweet 16)
Memphis	1-0	1995, W, 96-91 OT (Sweet 16)
Mercer	1-0	1981, W, 73-67 (1st)
Miami (Fla.)	0-1	2000, L, 75-71 (1st)
Michigan	1-0	1994, W, 76-68 (Elite 8)
Murray State	1-0	1992, W, 80-60 (1st)
Nebraska	1-0	1998, W, 74-65 (1st)
New Mexico State	1-0	2022, W, 72-70 (2nd)
Notre Dame	1-0	1979, W, 71-69 (Final 4)
North Carolina	2-4	2017, L, 72-65 (2nd)
N.C. A&T	1-0	1994, W, 94-79 (1st)
Oklahoma State	0-2	1958, L, 65-4 (Sweet 16)
Oral Roberts	1-0	2021, W, 72-70 (Sweet 16)
Oregon	1-0	1945, W, 79-76 (Elite 8)
Oregon State	0-1	1949, L, 56-38 (Elite 8)
Penn State	1-0	1996, W, 86-80 (1st)
Princeton	1-0	1990, W, 68-64 (2nd)
Purdue	1-0	1983, W, 78-68 (1st)
St. John's	2-1	2025, W, 79-66 (2nd)
Seton Hall	1-0	2017, W, 77-71 (1st)
Siena	1-0	1999, W, 94-80 (1st)
Southern Cal	0-1	2007, L, 77-60 (1st)
Syracuse	1-0	1995, W, 96-94 OT (2nd)
Texas	1-0	1990, W, 88-85 (Elite 8)
Texas Southern	1-0	1995, W, 79-78 (1st)
Texas Tech	1-1	2025, L, 85-83 OT (Sweet 16)
Tulsa	1-0	1994, W, 103-84 (Sweet 16)
UCLA	1-1	1995, L, 89-78 (Final 4)
Utah	0-1	1998, L, 69-65 (2nd)
Vermont	1-0	2022, W, 75-71 (1st)
Villanova	0-1	1988, L, 82-74 (1st)
Virginia	1-1	1995, W, 68-61 (Elite 8)

ARKANSAS RECORDS AT NCAA TOURNAMENT

TEAM

Most Points Scored

1.	120	vs. Loyola Marymount (Indianapolis)	3/16/1989
2.	117	vs. Georgia State (Atlanta)	3/15/1991
3.	103	vs. Tulsa (Dallas)	3/25/1994
4.	97	vs. Hawai'i (Portland)	3/19/2026
	97	vs. Arizona State (Atlanta)	3/17/1991

Fewest Points Scored

1.	38	vs. Oregon State (Kansas City)	3/18/1949
2.	40	vs. Oklahoma State (Lawrence)	3/14/1958
3.	41	vs. Oklahoma State (Kansas City)	3/24/1945
4.	51	vs. Virginia (East Rutherford)	3/18/1984

Most Points Scored by Opponent

1.	108	by North Carolina (Raleigh)	3/23/2008
2.	101	by Loyola Marymount (Indianapolis)	3/16/1989
3.	97	by Duke (Denver)	3/31/1990
4.	97	by Cincinnati (Lawrence)	3/15/1958

Fewest Points Scored by Opponent

1.	40	by Wyoming (Kansas City)	3/21/1941
2.	48	by New Mexico State (Buffalo)	3/19/2022
3.	48	by Wyoming (Kansas City)	3/19/1949
4.	52	by Weber State (Eugene)	3/11/1978

Most FG Made

1.	47	vs. Loyola Marymount (Indianapolis)	3/16/1989
2.	41	vs. Tulsa (Dallas)	3/25/1994
3.	40	vs. Georgia State (Atlanta)	3/15/1991
4.	39	vs. Hawai'i (Portland)	3/19/2026
	39	vs. Alabama (Charlotte)	3/21/1991

Most FG Attempts

1.	88	vs. Louisville (Indianapolis)	3/18/1989
2.	87	vs. Cincinnati (Lawrence)	3/15/1958
3.	85	vs. Alabama (Charlotte)	3/21/1991
4.	82	vs. Georgia State (Atlanta)	3/15/1991

Best FG Pct.

1.	.680 (34-50)	vs. Wake Forest (Norman)	3/12/1977
2.	.661 (41-62)	vs. Tulsa (Dallas)	3/25/1994
3.	.638 (30-47)	vs. Indiana State (Cincinnati)	3/17/1979
4.	.617 (29-47)	vs. Cal St.-Fullerton (Albuquerque)	3/18/1978

Most 3PT FG Made

1.	15	vs. Siena (Denver)	3/11/1999
2.	13	vs. Texas Southern (Austin)	3/17/1995
3.	12	vs. Iowa (Denver)	3/13/1999
	12	vs. North Carolina (Seattle)	4/1/1995
	12	vs. Memphis (Kansas City)	3/24/1995

Most 3PT FG Attempts

1.	37	vs. Iowa (Denver)	3/13/1999
2.	34	vs. North Carolina (Seattle)	4/1/1995
3.	33	vs. Texas Southern (Austin)	3/17/1995
4.	30	vs. Siena (Denver)	3/11/1999

Best 3PT FG Pct.

1.	.600 (6-10)	vs. Georgetown (Oklahoma City)	3/20/1994
2.	.563 (9-16)	vs. Tulsa (Dallas)	3/25/1994
3.	.526 (10-19)	vs. Penn State (Providence)	3/14/1996
4.	.500 (15-30)	vs. Siena (Denver)	3/11/1999
	.500 (10-20)	vs. Arizona State (Atlanta)	3/17/1991

Most FT Made

1.	31	vs. Georgia State (Atlanta)	3/15/1991
2.	26	vs. Indiana (Raleigh)	3/21/2008
3.	25	vs. Georgetown (Oklahoma City)	3/20/1994
4.	24	vs. Loyola Marymount (Indianapolis)	3/16/1989
	24	vs. Louisville (Austin)	3/14/1981

Most FT Attempts

1.	42	vs. Georgia State (Atlanta)	3/15/1991
2.	41	vs. Loyola Marymount (Indianapolis)	3/16/1989
3.	40	vs. Mercer (Austin)	3/12/1981
4.	38	vs. Texas (Dallas)	3/24/1990

Best FT Pct.

1.	100.0 (11-11)	vs. Duke (San Francisco)	3/26/2022
2.	.905 (19-21)	vs. Nebraska (Boise)	3/12/1998
3.	.889 (16-18)	vs. Massachusetts (Atlanta)	3/21/1996
4.	.882 (15-17)	vs. Hawai'i (Portland)	3/19/2026

Most Total Rebounds

1.	54	vs. Marquette (Providence)	3/16/1996
	54	vs. Georgia State (Atlanta)	3/15/1991
	54	vs. Loyola Marymount (Indianapolis)	3/16/1989
4.	46	vs. Oral Roberts (Indianapolis)	3/27/2021
	46	vs. Arizona (Charlotte)	4/2/1994
	46	vs. Holy Cross (Winston-Salem)	3/18/1993

Most Offensive Rebounds (on record)

1.	25	vs. Marquette (Providence)	3/16/1996
2.	24	vs. Georgia State (Atlanta)	3/15/1991
3.	20	vs. North Carolina (Jacksonville)	3/21/2015
4.	20	Kansas (Charlotte)	3/23/1991

Most Defensive Rebounds (on record)

1.	36	vs. Loyola Marymount (Indianapolis)	3/16/1989
2.	33	vs. Memphis (Kansas City)	3/24/1995
3.	32	vs. Illinois (Des Moines)	3/16/2023
4.	32	vs. Gonzaga (San Francisco)	3/24/2022

Most Assists

1.	32	vs. Georgia State (Atlanta)	3/15/1991
2.	31	vs. Tulsa (Dallas)	3/25/1994
3.	30	vs. Loyola Marymount (Indianapolis)	3/16/1989
4.	28	vs. Siena (Denver)	3/11/1999

Most Turnovers Committed

1.	25	vs. Massachusetts (Atlanta)	3/21/1996
2.	23	vs. Cal St.-Fullerton (Albuquerque)	3/18/1978
3.	23	vs. Wake Forest (Norman)	3/12/1977
4.	22 (4x)	LAST vs. Nebraska (Boise)	3/12/1998

Fewest Turnovers Committed

1.	5	vs. Vermont (Buffalo)	3/17/2022
2.	7	vs. Butler (Detroit)	3/16/2018
3.	7	vs. St. John's (Winston-Salem)	3/20/1993
4.	8 (4x)	LAST vs. Gonzaga (San Francisco)	3/24/2022

Most Blocked Shots

1.	8	vs. Georgia State (Atlanta)	3/15/1991
2.	7	vs. St. John's (Providence)	3/22/2025
	7	vs. Seton Hall (Greenville)	3/17/2017
	7	vs. Tulsa (Dallas)	3/25/1994
	7	vs. Georgetown (Oklahoma City)	3/20/1994
	7	vs. Holy Cross (Winston-Salem)	3/18/1993
	7	vs. Dayton (Austin)	3/17/1990
	7	vs. Kentucky St. Louis	3/25/1978

Most Steals

1.	18	vs. Holy Cross (Winston-Salem)	3/18/1993
2.	16	vs. Georgia State (Atlanta)	3/15/1991
3.	15	vs. UCLA (Seattle)	4/3/1995
4.	15	vs. Texas (Dallas)	3/24/1990

INDIVIDUAL

Most Points

1.	34	Mario Credit vs. LMU (Indianapolis)	3/16/1989
2.	31	Sonny Weems vs. Indiana (Raleigh)	3/21/2008
3.	31	Todd Day vs. Alabama (Charlotte)	3/21/1991
4.	29	Corliss Williamson vs. Arizona (Charlotte)	4/2/1994

Most FG Made

1.	14	Todd Day vs. Alabama (Charlotte)	3/21/1991
	14	Mario Credit vs. LMU (Indianapolis)	3/16/1989
3.	12	Sonny Weems vs. Indiana (Raleigh)	3/21/2008
	12	Lenzie Howell vs. North Carolina (Dallas)	3/22/1990

Most FG Attempts

1.	29	J.D. Notae vs. Gonzaga (San Francisco)	3/24/2022
2.	24	Corliss Williamson vs. Duke (Charlotte)	4/4/1994
	24	Todd Day vs. Alabama (Charlotte)	3/21/1991
4.	21	Mario Credit vs. LMU (Indianapolis)	3/16/1989

Best FG Pct. (minimum: 9 attempts)

1.	1.000 (9-9)	Steve Schall vs. Weber State (Lawrence)	3/11/1979
2.	.909 (10-11)	Oliver Miller vs. Murray St. (Milwaukee)	3/19/1992
	.909 (10-11)	Lenzie Howell vs. LMU (Indianapolis)	3/16/1989
4.	.889 (8-9)	Michael Qualls vs. Wofford (Jacksonville)	3/19/2015
	.889 (8-9)	Clint McDaniel vs. Tulsa (Dallas)	3/25/1994

Most 3PT Made

1.	7	Dwight Stewart vs. TX Southern (Austin)	3/17/1995
2.	6	Chris Walker vs. Iowa (Denver)	3/13/1999
3.	5	Pat Bradley vs. Nebraska (Boise)	3/12/1998
	5	Scotty Thurman vs. Syracuse (Austin)	3/19/1995
	5	Ron Huery vs. Villanova (Cincinnati)	3/18/1988

Most 3PT Attempts

1.	12	J.D. Notae vs. Gonzaga (San Francisco)	3/24/2022
	12	Chris Walker vs. Iowa (Denver)	3/13/1999
3.	11	Ron Huery vs. Villanova (Cincinnati)	3/18/1988
4.	10	Pat Bradley vs. Nebraska (Boise)	3/12/1998
	10	Dwight Stewart vs. TX Southern (Austin)	3/17/1995

Best 3PT Pct. (minimum: 5 attempts)

1.	.800 (4-5)	Chris Walker vs. Siena (Denver)	3/11/1999
	.800 (4-5)	Scotty Thurman vs. Memphis (Kansas City)	3/24/1995
3.	.700 (7-10)	Dwight Stewart vs. TX Southern (Austin)	3/17/1995
4.	.625 (5-8)	Scotty Thurman vs. Syracuse (Austin)	3/19/1995

Most FT Made

1.	13	Sidney Moncrief vs. Louisville (Cincy)	3/15/1979
2.	12	Darrell Hawkins vs. Memphis (Milwaukee)	3/21/1992
3.	11	Johnell Davis vs. Texas Tech (San Fran)	
	11	Ricky Council IV vs. Illinois (Des Moines)	3/16/2023
	11	Justin Smith vs. Colgate (Indianapolis)	3/19/2021

Most FT Attempts

1.	14	Darrell Walker vs. Purdue (Tampa)	3/19/1983
	14	Sidney Moncrief vs. Louisville (Cincy)	3/15/1979
3.	13	Justin Smith vs. Colgate (Indianapolis)	3/19/2021
	13	Darrell Hawkins vs. Memphis (Milwaukee)	3/21/1992
	13	Darrell Walker vs. Mercer (Austin)	3/12/1981
	13	Sidney Moncrief vs. UCLA (Albuquerque)	3/16/1978

Best FT Pct. (minimum: 7 attempts)

1.	1.000 (11-11)	Johnell Davis vs. Texas Tech (San Fran)	03/27/25
	1.000 (10-10)	Fred Grim vs. Cincinnati (Lawrence)	3/15/1958
	1.000 (9-9)	Sidney Moncrief vs. Weber St. (Lawrence)	3/11/1979
	1.000 (8-8)	Scott Hastings vs. Louisville (Austin)	3/14/1981
	1.000 (7-7)	Chris Lykes vs. New Mexico St. (Buffalo)	3/19/2022
	1.000 (7-7)	Todd Day vs. Duke (Denver)	3/31/1990

Most Total Rebounds

1.	15	Jaylin Williams vs. New Mexico St. (Buffalo)	3/19/2022
2.	14	Justin Smith vs. Oral Roberts (Indy)	3/27/2021
	14	Bobby Portis vs. UNC (Jacksonville)	3/21/2015
	14	Roosevelt Wallace vs. GA St. (Atlanta)	3/15/1991
	14	Joe Kleine vs. Iowa (Salt Lake City)	3/14/1985
	14	Alan Zahn vs. Kansas State (Lincoln)	3/6/1980

Most Offensive Rebounds

1.	11	Justin Smith vs. Oral Roberts (Indy)	3/27/2021
2.	7	Bobby Portis vs. UNC (Jacksonville)	3/21/2015
	7	Corliss Williamson vs. Duke (Charlotte)	4/4/1994
	7	Corliss Williamson vs. Arizona (Charlotte)	4/2/1994
	7	Isaiah Morris vs. Memphis (Milwaukee)	3/21/1992

Most Defensive Rebounds

1.	13	Jaylin Williams vs. New Mexico St. (Buffalo)	3/19/2022
2.	11	Jaylin Williams vs. Gonzaga (San Fran)	3/24/2022
3.	10	Roosevelt Wallace vs. GA St. (Atlanta)	3/15/1991
	10	Lenzie Howell vs. LMU (Indianapolis)	3/16/1989

Most Assists

1.	12	Keith Wilson vs. LMU (Indianapolis)	3/16/1989
2.	11	Kareem Reid vs. Iowa (Denver)	3/13/1999
	11	Ernie Murry vs. Georgia St. (Atlanta)	3/15/1991
4.	10	Kareem Reid vs. Siena (Denver)	3/11/1999
	10	Corey Beck vs. North Carolina (Seattle)	4/1/1995
	10	Tony Brown vs. Mercer (Austin)	3/12/1981

Most Turnovers

1.	10	Jim Counce vs. Wake Forest (Norman)	3/12/1977
2.	7	William Mills vs. Iowa (Salt Lake City)	3/14/1985
	7	Ron Brewer vs. Fullerton (Albuquerque)	3/18/1978

Most Blocked Shots

1.	5	Corliss Williamson vs. Tulsa (Dallas)	3/25/1994
2.	4	Karter Knox vs. St. John's (Providence)	3/22/2025
	4	Moses Kingsley vs. Seton Hall (Greenville)	3/17/2017
	4	Steven Hill vs. Bucknell (Dallas)	3/17/2006
	4	Alonzo Lane vs. Miami (FL) (Nashville)	3/17/2000
	4	Corliss Williamson vs. G-town (Ok City)	3/20/1994
	4	Oliver Miller vs. Arizona St. (Atlanta)	3/17/1991
	4	Ron Huery vs. Georgia St. (Atlanta)	3/15/1991

Most Steals

1.	8	J.D. Notae vs. New Mexico St. (Buffalo)	3/19/2022
	8	Darrell Hawkins vs. Holy Cross (Winston-Salem)	3/18/1993
	8	Alvin Robertson vs. Uva (E. Rutherford)	3/18/1984
	8	Alvin Robertson vs. Purdue (Tampa)	3/19/1983
5.	6	Chris Walker vs. Iowa (Denver)	3/13/1999



2025-26 SEC STANDINGS

Thru Mar 19



	SEC	PCT.	HOME	AWAY	OVERALL	PCT.	HOME	ROAD	NEUTRAL	STRK
1 Florida	16-2	.889	8-1	8-1	26-7	.788	14-1	8-2	4-4	L1
2 Arkansas	13-5	.722	8-1	5-4	27-8	.771	16-1	5-5	6-2	W6
Alabama	13-5	.722	7-2	6-3	23-9	.742	12-3	7-3	4-3	L1
4 Tennessee	11-7	.611	6-3	5-4	22-11	.677	14-3	5-5	3-3	L1
Texas A&M	11-7	.611	6-3	5-4	22-11	.667	14-4	6-5	2-2	W1
Vanderbilt	11-7	.611	6-3	5-4	27-8	.771	13-3	8-4	6-1	W1
7 Georgia	10-8	.556	5-4	5-4	22-11	.667	14-4	6-4	2-3	IL2
Kentucky	10-8	.526	6-3	4-5	21-13	.618	14-4	4-6	3-3	L1
Missouri	10-8	.526	6-3	4-5	20-12	.625	15-3	5-7	0-2	L3
10 Texas	9-9	.500	5-4	4-5	20-14	.588	12-5	4-6	4-3	W2
11 Auburn	7-11	.389	5-4	2-7	17-16	.515	11-4	2-8	4-4	L1
Oklahoma	7-11	.389	4-5	3-6	19-15	.528	11-5	4-7	4-3	L1
13 Mississippi State	5-13	.278	2-7	3-6	13-19	.406	8-8	4-6	1-5	L6
14 Ole Miss	4-14	.222	1-8	3-6	15-20	.429	7-9	3-7	5-4	L1
South Carolina	4-14	.222	2-7	2-7	13-19	.406	11-8	2-8	0-3	L1
16 LSU	3-15	.167	1-8	2-7	15-17	.469	9-8	3-7	3-2	L4

AP (Mar. 16)

1 DUKE (50)	32-2	1418
2 Arizona (7)	32-2	1372
3 Michigan	31-3	1310
4 FLORIDA	26-7	1221
5 HOUSTON	28-6	1214
6 Iowa State	27-7	1096
7 UConn	29-5	1032
8 Purdue	27-8	912
9 Virginia	29-5	903
10 St. John's	28-6	860
11 MICHIGAN STATE	25-7	833
12 Gonzaga	30-3	829
13 Illinois	24-8	801
14 ARKANSAS	26-8	750
15 Nebraska	26-6	689
16 VANDERBILT	26-8	538
17 Kansas	23-10	503
18 ALABAMA	23-9	438
19 Wisconsin	24-10	392
20 TEXAS TECH	22-10	376
21 North Carolina	24-8	293
22 Saint Mary's	27-5	113
23 LOUISVILLE	23-10	112
23 TENNESSEE	22-11	112
25 Miami (FL)	25-8	110

COACHES (Mar. 16)

1 DUKE (26)	32-2	770
2 Arizona (5)	32-2	744
3 Michigan	31-2	718
4 FLORIDA	26-7	656
5 HOUSTON	28-6	653
6 Iowa State	27-7	586
7 UConn	29-5	570
8 Virginia	29-5	531
9 St. John's	28-6	514
10 Gonzaga	30-3	470
11 MICHIGAN STATE	25-7	450
12 Illinois	24-8	437
13 Purdue	26-8	416
14 Nebraska	26-6	395
15 ARKANSAS	26-8	381
16 VANDERBILT	26-8	316
17 Kansas	23-10	242
18 ALABAMA	23-9	239
19 TEXAS TECH	22-10	228
20 Wisconsin	24-10	189
21 North Carolina	24-8	149
22 Saint Mary's	27-5	103
23 Miami (FL)	25-8	76
24 LOUISVILLE	23-10	56
25 TENNESSEE	22-11	55

RECEIVING VOTES: Miami (Ohio) 100, BYU 62, UCLA 38, Utah St. 28, TCU 17, High Point 14, VCU 12, Clemson 9, Ohio St. 5, **KENTUCKY 4**, Saint Louis 3, Akron 3, Santa Clara 2, McNeese St. 1.

RECEIVING VOTES: Miami (OH) 36; UCLA 31; Utah State 23; BYU 14; Villanova 11; Saint Louis 7; VCU 5; South Florida 1; Santa Clara 1; Ohio State 1; Akron 1

SEC NCAA SCHEDULE

THURSDAY, MARCH 19	TV	CT
5 Vanderbilt vs. 12 McNeese (OKC)	truTV	VU W, 78-68
4 Arkansas vs. 13 Hawaii (Portland)	TBS	AR W 97-78
11 Texas vs. 6 BYU (Portland)	TBS	TX W, 79-71
10 TX A&M vs. 7 Saint Mary's (OKC)	truTV	AM W, 63-50
8 Georgia vs. 9 Saint Louis (Buffalo)	CBS	L, 77-102
FRIDAY, MARCH 20	TV	CT
7 Kentucky vs. 10 Santa Clara (STL)	CBS	11:5a
4 Alabama vs. 13 Hofstra (Tampa)	truTV	2:15p
6 Tenn vs. 11 SMU/Miami (OH) (Phil)	TBS	3:25p
1 Fla vs. 16 Lehigh/Prairie View (Tampa)	TNT	8:25p
10 Missouri vs. 7 Miami (FL) (STL)	truTV	9:10p
SATURDAY, MARCH 21	TV	CT
5 Vanderbilt vs. 4 Nebraska (OKC)	TNT	3:45p
10 TX A&M vs. 2 Houston (OKC)	TNT	5:10p
11 Texas vs. 3 Gonzaga (Portland)	TBS	6:10p
4 Arkansas vs. 12 High Point (Portland)	TBS	8:25p

HOGS RANKING BY WEEK

WEEK	AP	COACH	NET
Preseason	14	15	No Poll
Nov. 10	21	21	No Poll
Nov. 17	21	22	No Poll
Nov. 24	22	21	No Poll
Dec. 1	25	23	45
Dec. 8	17	17	23
Dec. 15	14	14	18
Dec. 22	18	18	27
Dec. 29	No Poll	18	30
Jan. 5	15	15	28
Jan. 12	17	17	32
Jan. 19	20	20	24
Jan. 19	15	16	20
Feb. 2	21	21	24
Feb. 9	21	21	26
Feb. 16	20	17	18
Feb. 23	20	17	20
Mar. 2	20	19	19
Mar. 9	17	17	18
Mar. 16	14	15	15
April 7			

ARKANSAS IN THE POLLS

Ranking in AP Poll unless "*" indicating only ranked in the Coaches Poll

As	Overall	H	A	N	Last Meeting	Last Win
As #1	16-4	8-0	6-2	2-2	W, 97-79 vs #14 Georgetown @MEM (11/27/94)	Same
As #2	38-4	17-1	7-0	14-3	W, 76-72 vs #2 Duke @NCAA (4/4/94)	Same
As #3	29-5	13-0	10-5	6-0	W, 97-79 vs Tennessee (1/7/95)	Same
As #4	13-2	8-0	3-2	2-0	W, 94-71 at Missouri (12/3/94)	Same
As #5	13-8	1-1	2-4	1-3	L (OT), 95-93 vs #3 Kentucky @SEC (3/12/95)	69-58 vs #20 Alabama @SEC (3/11/95)
As #6	18-3	6-0	5-0	7-3	L, 89-78 vs #1 UCLA @NCAA (4/3/95)	75-68 vs #4 N. Carolina @NCAA (4/1/95)
As #7	18-1	4-0	7-0	7-1	W, 68-66 vs Auburn (3/4/95)	Same
As #8	9-10	6-1	1-5	2-4	L, 78-71 vs LSU @SEC (3/13/21)	70-64 vs Missouri @SEC (3/12/21)
As #9	27-7	7-1	6-2	14-4	L, 60-57 at LSU (12/28/22)	88-78 vs Oklahoma (12/10/22) @ Tulsa
As #10	20-4	11-1	2-1	7-2	W, 85-51 vs UNC Asheville (12/21/22)	Same
As #11	22-6	12-2	6-4	4-0	W, 99-58 vs San Jose St (12/03/22)	Same
As #12	22-9	11-0	8-5	3-4	L, 88-66 vs Oklahoma (12/11/21)	86-66 vs Charlotte (12/8/21)
As #13	18-6	12-1	3-5	3-0	L, 72-59 at #22 Auburn (1/7/23)	74-68 vs #20 Missouri (1/4/23)
As #14 35-8	19-1	8-3	8-4	8-4	W, 97-78 vs Hawai'i @NCAA (3/19/26)	Same
As #15	18-8	4-3	10-3	3-2	L, 85-77 vs Kentucky (01/31/26)	83-79 at Oklahoma (1/27/26)
As #16	18-6	13-0	3-4	2-2	L, 72-67 vs Baylor @Dallas (11/09/24)	Same
As #17	23-10	8-0	5-3	10-7	W, 86-75 vs #22 Vandy @SEC (3/15/26)	Same
As #18	23-9	*12-4	8-4	2-1	W, 86-75 vs #19 Tennessee (1/3/25)	Same
As #19	17-8	*9-2	3-3	5-3	L, 90-77 vs Illinois @KC (11/28/24)	109-35 vs UMES (11/25/24)
As #20	33-8	**18-0	2-2	**13-6	W, 88-84 OT at Missouri (3/7/26)	Same
As #21	13-4	8-0	2-1	3-3	W, 88-75 vs Auburn (2/14/26)	Same
As #22	8-6	4-1	2-3	2-2	L, 80-71 vs Duke @Chicago (11/27/25)	84-79 (OT) vs Miss St @SEC (3/6/99)
As #23	7-2	5-0	2-2	0-0	L, 76-52 vs #1 Tennessee (1/4/25)	58-48 vs #16 Tennessee (2/19/22)
As #24	7-1	4-0	3-0	1-1	L, 89-81 vs Hofstra @ NLR (12/18/21)	Same
As #25	8-4	7-0	0-3	0-1	W, 82-58 vs Fresno St @ NLR (12/6/25)	Same
TOT.	470-145	229-119	113-66	130-58	W, 93-90 OT vs Ole Miss @SEC (3/14/26)	Same

ARKANSAS VERSUS THE POLLS

Ranking in AP Poll unless "*" indicating only ranked in the Coaches Poll

Vs	Overall	H	A	N	Last Meeting	Last Win
Vs #1	3-13	1-2	0-4	2-7	L, 67-60 at Auburn (2/19/25)	74-68 vs Gonzaga @NCAA (03/24/22)
Vs #2	6-9	5-2	0-6	1-1	L, 86-83 at Alabama (2/25/23)	Same
Vs #3	0-16	0-2	0-3	0-11	L, 84-81 vs Alabama (2/08/25)	--
Vs #4	6-14	2-3	1-7	3-4	L, 80-71 vs Duke @ Chicago (11/25/27)	72-71 vs Kansas @ NCAA (3/18/23)
Vs #5	6-4	4-1	0-1	2-2	W, 75-66 vs St. John's @NCAA (3/22/25)	Same
Vs #6	8-12	5-4	0-5	3-3	W, 89-80 vs Louisville (12/3/25)	Same
Vs #7	2-6	2-0	0-2	0-4	L, 111-77 at Florida (2/28/26)	80-75 vs Duke (11/29/23)
Vs #8	3-9	2-2	1-4	0-3	L, 94-85 vs Houston (12/20/25)	88-61 vs Alabama (1/6/07)
Vs #9	2-7	0-0	1-4	1-3	L, 85-83 OT vs TX Tech @NCAA (3/27/25)	91-82 vs Arizona @NCAA (4/2/94)
Vs #10	5-6	2-2	2-1	1-3	L, 88-65 vs UConn @NCAA (03/23/23)	(OT), 86-81 at Missouri (2/13/21)
Vs #11	5-8	2-2	1-4	2-2	L, 79-76 OT vs Auburn (2/4/20)	104-93 vs Missouri (12/5/95)
Vs #12	8-10	2-2	3-5	*3-3	W, 89-79 at Kentucky (2/01/25)	Same
Vs #13	6-4	3-0	0-2	3-2	L, 78-74 at Tennessee (3/5/22)	87-85 vs Kentucky (1/14/14)
Vs #14	6-8	3-2	0-3	3-3	W, 89-87 vs Michigan (12/10/24)	Same
Vs #15	5-6	5-0	0-2	0-4	W, 93-68 vs Vanderbilt (1/20/26)	Same
Vs #16	5-9	2-2	0-6	3-1	W, 93-86 vs TX Tech @Dallas (12/13/25)	Same
Vs #17	4-4	1-2	1-1	2-1	L, 67-64 at Baylor (1/28/23)	(OT), 78-74 vs San Diego St (11/23/22)
Vs #18	5-8	1-2	2-3	2-3	L, 67-61 vs Texas A&M @SEC (3/10/23)	80-73 at Ole Miss (1-31-10)
Vs #19	9-3	4-0	3-1	2-2	W, 86-75 vs Tennessee (1/3/26)	Same
Vs #20	11-5	5-2	1-2	5-1	W, 74-68 vs Missouri (1/5/23)	Same
Vs #21	5-4	2-1	1-1	2-2	L, 90-76 at Georgia (1/17/26)	68-66 vs TX Tech @NCAA (3/21/21)
Vs #22	5-4	4-1	0-3	1-0	W, 86-75 vs Vanderbilt @SEC (3/15/26)	Same
Vs #23	3-9	1-4	0-3	2-2	L, 73-66 vs Ole Miss (1/8/25)	106-92 (OT) vs LSU (3/3/92)
Vs #24	2-5	1-3	*0-1	*1-1	*L, 90-59 at Alabama (1/16/21)	*86-72 vs Indiana @NCAA (3/21/08)
Vs #25	5-7	*4-2	*0-2	1-2	L, 117-115 2OT at Alabama (2/18/26)	93-92 vs Miss State (3/8/25)
TOT.	125-188	63-43	17-75	45-70	L, 111-77 at #7 Florida (2/28/26)	93-68 vs #15 Vanderbilt (1/20/26)

RANKED ARKANSAS VERSUS RANKED OPPONENT

Overall	H	A	N
53-59	21-5	4-21	28-33

LAST TIME: #17 ARK vs #22 VANDY - W, 86-75 (3/15/26) **LAST W: Same**
LAST W at Home: #20 ARK vs #15 VANDY - W, 93-68 (1/20/26)
LAST W on Road: #10 ARK at #18 BAMA - W, 86-80 (2/15/95)
LAST W vs Neutral: #17 ARK vs #22 VANDY - W, 86-75 (3/15/26)

LAST TIME HOGS WON AS TOP 25

HOME	ROAD	NEUTRAL
#1: Miss State 3/5/94	LSU 3/2/94	Georgetown 11/27/94
#2: NW (La) St 12/4/93	Baylor 1/26/91	Duke 4/4/94
#3: Tennessee 1/7/95	Ole Miss 1/4/95	Iowa 12/30/94
#4: Jackson St 11/30/94	Missouri 12/03/94	SMU 3/2/78
#5: Miss State 1/1/95	Tennessee 1/29/94	Alabama 3/11/95
#6: Montevallo 2/5/94	UAB 1/27/90	N. Carolina 4/1/95
#7: Auburn 3/4/95	Florida 2/28/95	Texas 3/24/90
#8: Montevallo 2/25/95	LSU 2/22/95	Missouri 3/12/21
#9: Oklahoma 12/10/22	S. Carolina 1/21/95	San Diego St. 11/23/22
#10: UNCA 12/21/22	Alabama 2/15/95	Oral Roberts 3/27/21
#11: San Jose St 12/03/22	S. Alabama 11/29/89	Alabama St. 12/21/91
#12: Charlotte 12/7/21	S. Carolina 3/2/21	St. Louis 12/26/97
#13: Missouri 1/04/23	S. Carolina 1/9/93	San Diego St. 12/3/81
#14: Queens 12/16/25	Alabama 2/13/93	St. John's 3/20/93
#15: Tenn State 11/27/90	Oklahoma 12/2/26	Hawai'i 3/19/26
#16: Lipscomb 11/07/24	S. Alabama 12/30/91	Tennessee 3/6/98
#17: S. Caro 1/4/726	Florida 2/6/93	Vanderbilt 3/15/26
#18: Tennessee 1/3/26	Florida 2/22/22	VCU 11/18/07
#19: UMES 11/25/07	Wake Forest 12/23/98	N. Mexico St. 11/21/98
#20: Texas 3/4		

VERSUS 2025-26 OPPONENTS

NON-CONFERENCE

School	Gms	Series Record	Strk	H	A	N	Last Meeting
Central Arkansas	10	Arkansas Leads, 10-0	W10	6-0	3-0	1-0	H - W, 93-56 (11/11/25)
Duke	6	Series Tied, 4-4	L1	1-0	0-0	2-3	N - L, 80-71 (11/27/25) @ Chicago
Fresno State	3	Arkansas Leads, 3-0	W3	1-0	0-0	2-0	N - W, 82-85 (12/06/25) @ NLR
Hawai'i	1	Arkansas Leads, 1-0	W1	0-0	0-0	1-0	N - W, 97-78 (3/19/26) @ Portland
High Point	1	Arkansas Leads, 1-0	W1	0-0	0-0	0-0	H - W, 89-48 (12/28/13)
Houston	41	Arkansas Leads, 22-19	L2	14-3	5-12	3-4	N - L, 94-85 (12/20/25) @ Newark
Jackson State	13	Arkansas Leads, 13-0	W13	10-0	0-0	3-0	H - W, 115-61 (11/21/25)
James Madison	1	Arkansas Leads, 1-0	W1	1-0	0-0	0-0	H - W, 103-74 (12/29/25)
Louisville	9	Arkansas Leads, 5-4	W2	1-1	1-0	3-3	H - W, 89-80 (12/03/25)
Michigan State	3	Arkansas Trails, 0-3	L3	0-0	0-1	0-2	A - L, 69-66 (11/08/25)
Queens	1	Arkansas Leads, 1-0	W1	1-0	0-0	0-0	H, W, 108-80 (12/16/25)
Samford	4	Arkansas Leads, 4-0	W4	3-0	0-0	1-0	H - W, 79-75 (11/14/25)
Southern	4	Arkansas Leads, 3-0	W4	3-0	0-0	1-0	H - W, 109-77 (11/03/25)
Texas Tech	82	Series Tied, 41-41	W1	24-10	11-24	6-7	N - W, 93-86 (12/13/25) @ Dallas
Winthrop	2	Arkansas Leads, 2-0	W2	1-0	0-0	1-0	H - W, 83-84 (11/18/25)

SOUTHEASTERN CONFERENCE

School	Gms	Series Record	Strk	H	A	N	Last Meeting
Alabama	71	Arkansas Leads, 36-35	L6	20-8	8-25	8-2	A - L, 117-15 20T (02/18/26)
• SEC Only	61	Arkansas Trails, 29-32		20-8	8-23	1-1	
Auburn	63	Arkansas Leads, 39-24	W1	24-6	13-17	2-1	H - W, 88-75 (02/14/26)
• SEC Only	62	Arkansas Leads, 39-23		24-6	13-17	2-0	
Florida	44	Arkansas Trails, 15-29	L3	10-8	3-16	2-5	A - L, 111-77 (02/28/26)
• SEC Only	SAME						
Georgia	46	Arkansas Leads, 28-18	L1	15-3	6-12	6-3	A - L, 76-90 (01/17/26)
• SEC Only	SAME						
Kentucky	52	Arkansas Trails, 15-37	L1	8-11	6-16	1-10	H - L, 85-77 (01/31/26)
• SEC Only	48	Arkansas Trails, 15-33		8-11	6-14	1-8	
LSU	83	Arkansas Leads, 46-37	W3	26-8	14-22	6-7	A - W, 91-62 (01/10/26)
• SEC Only	74	Arkansas Leads, 42-32		25-8	13-21	3-3	
Ole Miss	90	Arkansas Leads, 54-36	W2	18-12	11-21	25-3	N - W, 93-90 OT (03/14/26)
• SEC Only	63	Arkansas Leads, 32-31		18-11	11-19	2-1	
Mississippi State	71	Arkansas Leads, 37-34	W2	24-9	8-24	5-1	A - W, 88-68 (02/07/26)
• SEC Only	62	Arkansas Leads, 32-30		23-8	7-22	2-0	
Missouri	66	Arkansas Leads, 38-28	W3	21-10	14-18	2-0	A - W, 88-84 OT (03/08/26)
• SEC Only	29	Arkansas Leads, 19-10		11-2	6-8	1-0	
Oklahoma	34	Arkansas Leads, 19-15	W2	8-5	4-8	7-2	N - W, 82-79 (03/14/26)
• SEC Only	3	Series Tied, 2-1		0-1	1-0	1-0	
South Carolina	43	Arkansas Leads, 25-18	W2	13-6	8-9	4-3	H - W, 108-74 (01/14/26)
• SEC Only	SAME						
Tennessee	50	Arkansas Trails, 23-27	W1	13-5	4-17	6-5	H - W, 86-75 (01/03/26)
• SEC Only	46	Arkansas Trails, 20-26		13-5	4-17	3-4	
Texas	158	Arkansas Leads, 90-68	W3	48-22	28-42	14-4	H - W, 105-85 (03/04/26)
• SEC Only	3	Arkansas Leads 3-0		2-0	1-0	0-0	
Texas A&M	171	Arkansas Leads, 109-62	W1	63-15	39-41	7-6	H - W, 99-84 (02/25/26)
• SEC Only	25	Arkansas Leads 14-11		11-1	3-8	0-2	
Vanderbilt	47	Arkansas Leads, 33-15	W3	17-5	9-9	7-1	N - W, 86-75 @ SEC (03/15/26)
• SEC Only	46	Arkansas Leads 32-14		17-5	9-8	7-1	

AT THE SEC TOURNEY

Overall: 35-32

1st Rd: 6-10

2nd Rd: 2-5

Quarterfinal: 17-3

Semifinal: 8-9

Final: 2-6

AT THE NCAA TOURNEY (38 BERTHS/37 APP)

Overall: 53-36

1st Rd: 21-8

2nd Rd: 13-10

Sweet 16: 8-7

Elite 8: 6-5

Final Four: 2-4

Championship: 1-1

- Regional/Final Consolations: 2-1

RECORD BY OPPONENT

Opponent	Record	Last Meeting
Alabama	1-1	1995, W, 69-58 (Semi)
Auburn	2-0	2023, W, 76-73 (2nd)
Florida	2-5	2019, L, 66-50 (2nd)
Georgia	6-3	2015, W, 60-49 (Semi)
Kentucky	1-9	2017, L, 82-65 (Final)
LSU	3-3	2022, W, 79-67 (Semi)
Ole Miss	2-1	2026, W, 93-90 OT (Semi)
Mississippi State	2-0	2007, W, 81-72 (Semi)
Missouri	1-0	2021, W, 70-64 (Quart)
Oklahoma	1-0	2026, W, 82-79 (Quart)
South Carolina	4-3	2025, W, 72-68 (1st)
Tennessee	3-4	2018, L, 84-66 (Semi)
Texas	--	
Texas A&M	0-2	2023, L, 67-61 (Quart)
Vanderbilt	7-1	2026, W, 86-75 (Final)

RECORD BY OPPONENT

Opponent	Record	Last Meeting	Opponent	Record	Last Meeting
Alabama	1-0	1991, W, 93-70 (Sweet 16)	Michigan	1-0	1994, W, 76-68 (Elite 8)
Arizona	1-0	1994, W, 91-82 (Final 4)	Murray State	1-0	1992, W, 80-60 (1st)
Arizona State	1-0	1991, W, 97-90 (2nd)	Nebraska	1-0	1998, W, 74-65 (1st)
Baylor	0-1	2021, L, 81-72 (Elite 8)	New Mexico State	1-0	2022, W, 53-48 (2nd)
Bucknell	0-1	2006, L, 59-55 (1st)	Notre Dame	1-0	1979, W, 71-69 (Final 4)
Butler	0-1	2018, L, 79-62 (1st)	North Carolina	2-4	2017, L, 72-65 (2nd)
Cal St-Fullerton	1-0	1979, W, 61-58 (Elite 8)	N.C. AGT	1-0	1994, W, 94-79 (1st)
Cincinnati	0-1	1958, L, 97-62 (Final 4 con)	Oklahoma State	0-2	1958, L, 65-4 (Sweet 16)
Colgate	1-0	2021, W, 85-68 (1st)	Oral Roberts	1-0	2021, W, 72-70 (Sweet 16)
Connecticut	0-1	2023, L, 88-65 (Sweet 16)	Oregon	1-0	1945, W, 79-76 (Elite 8)
Duke	1-0	1990, W, 86-84 (2nd)	Oregon State	0-1	1949, L, 56-38 (Elite 8)
Dayton	1-2	2022, L, 78-69 (Elite 8)	Penn State	1-0	1996, W, 86-80 (1st)
Duke	1-1	2001, L, 63-61 (1st)	Princeton	1-0	1990, W, 68-64 (1st)
Georgetown	1-0	1991, W, 117-76 (1st)	Purdue	1-0	1983, W, 78-68 (2nd)
Georgia State	1-0	2022, W, 74-68 (Sweet 16)	St. John's	2-1	2025, W, 79-66 (2nd)
Gonzaga	1-0	2026, W, 97-78 (1st)	Selon Hall	1-0	2017, W, 77-71 (1st)
Hawai'i	1-0	2026, W, 97-78 (1st)	Siena	1-0	1999, W, 94-80 (1st)
High Point	FIRST MEETING		Southern Cal	0-1	2007, L, 77-60 (1st)
Holy Cross	1-0	1993, W, 94-64 (1st)	Syracuse	1-0	1995, W, 96-94 OT (2nd)
Illinois	1-0	2023, W, 73-74 (1st)	Texas	1-0	1990, W, 88-85 (Elite 8)
Indiana	1-0	2008, W, 86-72 (1st)	Texas Southern	1-0	1995, W, 79-78 (1st)
Indiana State	0-1	1979, L, 73-71 (Elite 8)	Texas Tech	1-1	2025, L, 85-83 OT (Sweet 16)
Iowa	1-1	1999, L, 82-72 (2nd)	Tulsa	1-0	1994, W, 103-84 (Sweet 16)
Kansas	2-1	2025, W, 79-72 (1st)	UCLA	1-1	1995, L, 89-78 (Final)
Kansas State	0-2	1982, L, 65-64 (2nd)	Utah	0-1	1998, L, 69-65 (2nd)
Kentucky	0-1	1979, L, 64-59 (Final 4)	Vermont	1-0	2022, W, 75-71 (1st)
LSU	0-1	1981, L, 75-56 (Sweet 16)	Villanova	0-1	1988, L, 74-72 (1st)
Louisville	2-2	1989, L, 93-74 (2nd)	Virginia	1-1	1995, W, 68-61 (Elite 8)
Loyola Marymount	1-0	1989, W, 120-101 (1st)	Wake Forest	0-1	1977, L, 86-80 (1st)
Marquette	1-0	1996, W, 65-56 (2nd)	Washington State	0-1	1941, L, 64-53 (Final 4)
UMass	0-1	1996, L, 79-63 (Sweet 16)	Weber State	2-0	1980, W, 74-63 (2nd)
Memphis	1-1	1995, W, 96-91 OT (Sweet 16)	Wofford	1-0	2015, W, 56-53 (2nd*)
Mercer	1-0	1981, W, 73-67 (1st)	Wyoming	2-0	1949, W, 61-48 (Reg con)
Miami (Fla.)	0-1	2000, L, 75-71 (1st)			



#PRO HOGS

45

NBA Draft Selections

16

All-Star Game Appearances

15

First Round Draft Picks



ANTHONY BLACK

- 3rd Year in NBA
- T2nd Highest Hog NBA Pick
- 2023 - 1st RD/6th overall



DANIEL GAFFORD

- 7th Year in NBA
- 2019 - 2nd RD/38th overall



ISAIAH JOE

- 6th Year in NBA
- 2025 -- NBA Champion
- 2020 - 2nd RD/49th overall



MOSES MOODY

- 5th Year in NBA
- 1st Hog to be "I & Done"
- 2021 - 1st RD/14th Pick
- 2022 NBA Champion



BOBBY PORTIS

- 11th Year in NBA
- 2021 NBA Champion
- 2015 - 1st RD/22nd overall
- 2023 Team USA Member



NICK SMITH JR.

- 3rd Year in NBA
- 2023 - 1st RD/27th overall



ADOU THIERO

- 1st Year in NBA
- 2025 - 2nd RD/36th overall



JORDAN WALSH

- 3rd Year in NBA
- 2023 - 2nd RD/38th overall
- 2024 NBA Champion



JAYLIN WILLIAMS

- 4th Year in NBA
- 2025 NBA Champion
- 2022 - 2nd RD/34th overall

NO SCHOOL HAS PRODUCED MORE NBA CHAMPIONS SINCE 2021 THAN ARKANSAS (5)

Bobby Portis (Bucks • '21) Moses Moody (Warriors • '22)
Jordan Walsh (Celtics • '24) Isaiah Joe (Thunder • '25)
Jaylin Williams (Thunder • '25)

14

All-Defensive Team Honors

9

NBA Champions

7

All-NBA Selections

PROHOGS AROUND THE WORLD

Jonas Aidoo	Greensboro Swarm (G League)
Adrio Bailey	Sigal Prishtina (Kosovo)
Jaylen Barford	Reggio Emilia (Italy)
Patrick Beverley	PAOK (Greece)
Coty Clarke	Shimane Susanoo Magic (Japan)
Ricky Council IV	Rio Grande Vipers (G League)
Jeantal Cylla	Hubei (China)
Jeremiah Davenport	Tamis PN (Serbia)
EI Ellis	Karditsas (Greece)
Jalen Graham	Jahorina (Bosnia)
Dusty Hannahs	Hapoel Eilat (Israel)
Delvon Johnson	Usti n/Labem (Czech Republic)
Joe Johnson	Detroit Amps (USA BIG3)
Mason Jones	Perth Wildcats (Australia)
Willy Kouassi	Al Khewaildia (Saudi Arabia)
Chris Lykes	Spirou Basket Charleroi (Belgium)
Daryl Macon	Maroussi (Greece)
Rashad Madden	Lefkadas (Greece)
Makhi Mitchell	Maine Celtics (G League)
JD Notae	Trapani (Italy)
Michael Qualls	Borneo (Indonesia)
Justin Smith	Hapoel Bank Yahav (Israel)
Jalen Tate	Hapoel Be'er Sheva (Israel)
Charles Thomas	Regatas (Argentina)
Dustin Thomas	Haremspor (Turkey)
Au'Diese Toney	Noblesville Boom (G League)
Stanley Umude	Austin Spurs (G League)
Trey Wade	DEAC (Hungary)
Sonny Weems	Shenzhen Leopards (China)





JOHN CALIPARI

ARKANSAS HEAD COACH

Clarion, 1982

• 2015 NAISMITH BASKETBALL HALL OF FAME INDUCTEE

• 5x NCAA NATIONAL COACH OF THE YEAR ('96, '08, '09, '10, '15)

^ 3x Naismith (1996, 2008, 2015)

^ 3x NABC (1996, 2009, 2015)

^ 2x Basketball Times (1996, 2015)

^ 2x Adolph Rupp Cup (2010, 2015)

^ AP (2015)

^ Jim Phelan (2009)

^ Sports Illustrated (2009)

• 4x SEC Coach of the Year (2010, 2012, 2015, 2020)

• 3x C-USA Coach of the Year (2006, 2008, 2009)

• 3x A10 Coach of the Year (1993, 1994, 1996)

ON-COURT SUCCESS

A "players-first" coach whose biggest goal is helping people reach their dreams, John Calipari, a Naismith Memorial Basketball Hall of Famer, reached 900 career wins with an overtime in the 2025-26 regular-season finale, while guiding six teams to the Final Four and helping 62 players earn selection in the NBA Draft during his 33-year college coaching career with his pros amassing over \$5.8 billion in contracts.

Calipari took UMass to the Final Four in 1996, guided Memphis to the National Championship game in 2008 and led Kentucky to four Final Fours - including the 2012 National Championship and a runner-up finish in 2014 - to become **only the second coach in NCAA history to lead three different schools to the Final Four**. He has racked up 24 NCAA Tournament appearances and numerous National Coach of the Year honors.

In his first year at Arkansas, Calipari led the Razorbacks to a Sweet 16 appearance, his 16th as a head coach, and **became just the third coach in NCAA history to take four programs to the Sweet 16**. Also, after beating Kansas and St. John's to reach the 2025 Sweet 16, Calipari pushed his NCAA Tournament wins total to 59, tying for sixth all-time.

At every collegiate stop, Calipari's career has been successful throughout, but his 10-year stretch at Kentucky (2009-19) was among the best decades in NCAA history, reaching four Final Fours (with a 2012 championship and 2014 national runner-up), seven Elite 8 berths and nine trips to the Sweet 16.

The 2015 campaign was highlighted by Coach Cal directing the first-ever college basketball team to own a 38-0 record (before falling in the Final Four) and became one of just three coaches to make four Final Fours in a five-year span. At the end of that 2015 season, Calipari became the 96th coach to join the Naismith Memorial Basketball Hall of Fame.

Coach Cal has **led three teams to an NCAA-record 38 wins on the court in a season** (once at Memphis and twice at Kentucky), led the NCAA in wins six times (at least once at UMass, Memphis and Kentucky) and tallied 30, 20-win seasons (including 11 30-win campaigns). With his sustained success, Coach Cal received the John R. Wooden Award Legends of Coaching honor in 2024.

While building a program out of obscurity at UMass and returning Memphis and Kentucky to national contenders, he has totaled the second-most wins in NCAA history in the first 20 years of a college coaching career.

PLAYER SUCCESS

In his goal to lead a players-first program, he has helped **77 players realize their dreams by being drafted or playing in the NBA**. Calipari's NBA players have **amassed over \$5.8 billion in contracts**, which does not include endorsements nor players that have played overseas. He has had four No. 1 overall picks, tying for most overall, among his **62 players drafted and 43 first-round picks**, both ranking second-most all-time. In 2010, he had a record five first-round draft picks. Two years later, six of his players heard their names called at the 2012 draft, the most in the two-round draft era. Then in 2015, Cal would have six picks again, including a record-tying four lottery selections.

Calipari's players have entered the league NBA-ready. His players have garnered 43 All-Star selections, including a record-breaking seven in 2024, with Anthony Davis winning the game's MVP honor in 2017. **Derrick Rose was named NBA MVP in 2011 and Shai Gilgeous-Alexander was voted NBA MVP in 2025 to make Cal just the third person to coach two NBA MVPs in college** (with John Wooden and Dean Smith). Nine of his players have been tabbed All-NBA (a combined 21 times), three have been named NBA Rookie of the Year and 18 players have made the NBA All-Rookie teams. **He is the only coach in history to have a player win each of the NBA's major honors: MVP (twice), Rookie of the Year, Most Improved Player, Sixth Man of the Year and Clutch Player of the Year**.

Much like he did at UMass, where his players graduated at nearly 80%, Calipari has stressed academics. Seventeen of his last 20 seniors at Memphis earned their bachelor's degrees, and all 31 players at UK who were eligible to graduate by the end of their senior years walked away with a diploma in hand, including five players who earned their degree in just three years. Calipari's teams routinely have posted a combined team grade-point average of 3.0 or better.

COMMUNITY SUCCESS

Calipari has raised millions of dollars to help the lives of those in need. He has had a particular passion to assist those impacted by natural disasters. For instance, in 2010, he used a telethon to raise more than \$1 million for victims of the devastating earthquake in Haiti. He followed that up with telethons in 2012, raising \$1 million for victims of Superstorm Sandy, in 2017 for victims of Hurricane Harvey, played a leading role in the "Kentucky United" efforts that generated more than \$5 million for victims of devastating tornadoes in Western Kentucky in 2021, and raised nearly \$4 million with the Kentucky Flood Relief Telethon and open practice at Rupp Arena in 2022. In his second month on the job at Arkansas, Cal helped with cleanup efforts after tornadoes hit the state. He has continued the Suits & Sneakers Gala in NW Arkansas and continued his tradition of helping families at Christmas with food, presents and paying for rent.

Calipari launched his **THE CALIPARI FOUNDATION** in 2012 and has worked with several key partners to donate more than \$1.5 million, a figure that does not include matching funds that have been contributed from individuals and corporations. In 2013, Calipari initiated hosting an annual alumni weekend around his basketball fantasy experience with the intent to raise money for charity. After generating \$350,000 for selected organizations and charities during the inaugural game, the weekend has generated millions of dollars for charity since its inception.

In 2019, when federal workers were without pay due to a government shutdown, he, his wife and his foundation assisted workers with financial help and grocery gift cards. He and his wife, Ellen, teamed up with Fayette County Public Schools to help families in need during the COVID-19 pandemic.

Additional efforts include spearheading the creation of the **JOHN MCLENDON MINORITY LEADERSHIP INITIATIVE**, a nationwide coach-driven initiative to provide minorities a jump-start to their careers through practical experiences, opportunities to build their network and instilling the values of John McLendon: integrity, education, leadership and mentorship. Participants in the initiative will be known as MLI Future Leaders. **In 2026, the McLendon Foundation honored Coach Calipari with the 2026 Legacy of Impact Award**.

He was awarded the Jefferson Award for Outstanding Public Service in Sports by Multiplying Good in 2022. For more than 50 years, Multiplying Good has honored those who put others first. Those receiving the Jefferson Award are empowered to do more, while their stories of extraordinary public service inspire others to action. It is an award that underscores impact. He earned the Race Amity Medal of Honor in 2023.

OTHER SUCCESS

In 2017, Coach Cal was named the head coach of the 2017 USA Basketball Men's U19 World Cup Team, which finished third at the 2017 FIBA U19 World Cup in Cairo. Also, he won gold as head coach of the 2012 Dominican Republic team at the Centrobasket Championship.

Author of five books, including the New York Times Best Seller "Players First: Coaching from the Inside Out," Calipari is a master of communication and maximizing talent. He lives by the motto that **"it's never a matter of how far you have fallen, but instead it's about how high you bounce back."**

CALIPARI COMPOSITE COACHING RECORD

COLLEGIATE		34th Year	Overall	Conf.
UMass	1988-96	8 years	193-71	91-41
Memphis	2000-09	9 years	252-69	117-25
Kentucky	2009-24	15 years	410-123	198-65
ARKANSAS	2024-pres.	2nd year	49-22	21-15
PROFESSIONAL		3 Years	72-112	
New Jersey	1996-99	3 years	72-112	
INTERNATIONAL		3 Years	20-8	
Dominican Republic	2011-12	2 years	15-7	
USA U-19	2017	1 year	5-1	

CALIPARI FILE

QUICK FACTS

Born: February 10, 1959

Hometown: Moon Township, Pa. (Moon Area HS, 1978)

Collegiate Career: UNC Wilmington (1978-80); Clarion (1980-82)

Alma Mater: Clarion State, 1982 (Business Marketing)

Family: Wife: Ellen. Children: Erin, Megan, Brad

COACHING CAREER

1982-85 Kansas (Associate Assistant Coach)

1985-88 Pittsburgh (Assistant Coach)

1988-96 UMass (Head Coach)

1996-99 New Jersey Nets (Head Coach & Exec. VP of BB Ops)

1999-00 Philadelphia 76ers (Assistant Coach)

2000-09 Memphis (Head Coach)

2000-24 Kentucky (Head Coach)

2024-pres. Arkansas (Head Coach)

COACHING AWARDS

2026 McLendon Foundation's Legacy of Impact Award

2024 NABC John R. Wooden Award "Legends of Coaching"

President of the NABC Board of Directors (2024-25)

2023 Race Amity Medal of Honor

2022 Jefferson Award for Outstanding Public Service in Sports

2022 Conference USA Hall of Fame

2021 NABC Guardians of the Game Pillar Award - Inclusion

NABC District 20 Coach of the Year

USBWA District IV Coach of the Year

2020 SEC Coach of the Year (Coaches)

2019 The Sporting News Coach of the Decade

2018 Naismith Hall of Fame "Service Above Self" Honoree

NABC Metropolitan Award

2015 Naismith Memorial Basketball Hall of Fame Inductee

AP National Coach of the Year

Naismith National Coach of the Year

NABC National Coach of the Year

The Sporting News National Coach of the Year

Adolph Rupp National Coach of the Year

Basketball Times National Coach of the Year

SEC Coach of the Year (AP/Coaches)

USBWA District IV Coach of the Year

2012 Nell & John Wooden Coach of the Year Leadership Award

Naismith National Coach of the Year Finalist

SEC Coach of the Year (AP/Coaches)

2010 Adolph Rupp National Coach of the Year

Naismith National Coach of the Year Finalist

SEC Coach of the Year (AP)

Sporting News SEC Coach of the Year

Yahoo! Sports SEC Coach of the Year

USBWA District IV Coach of the Year

2009 NABC National Co-Coach of the Year

Sports Illustrated National Coach of the Year

Phelan National Coach of the Year

Iba National Coach of the Year Finalist

C-USA Coach of the Year

2008 Naismith National Coach of the Year

C-USA Coach of the Year

Iba National Coach of the Year Finalist

Phelan National Coach of the Year Finalist

2007 Phelan National Coach of the Year Finalist

USBWA District IV Coach of the Year

Basketball Times South Region Coach of the Year

2006 C-USA Coach of the Year

2004 NABC District 7 Coach of the Year

1996 Naismith National Coach of the Year

NABC National Coach of the Year

The Sporting News National Coach of the Year

Basketball Times National Coach of the Year

Atlantic 10 Coach of the Year

1995 Naismith National Coach of the Year Finalist

1994 Naismith National Coach of the Year Finalist

Atlantic 10 Coach of the Year

1993 USBWA District I Coach of the Year

Atlantic 10 Coach of the Year

1992 Eastern Basketball Coach of the Year



ALL-TIME ON-COURT WINS AS HEAD COACH AT NCAA DI PROGRAMS ONLY

1. Mike Krzyzewski	1,202
2. Jim Boeheim	1,116
3. Rick Pitino (active)	913
4. JOHN CALIPARI (active)	904
5. Roy Williams	903
6. Bob Knight	899
7. Dean Smith	879
8. Jim Calhoun	877
9. Adolph Rupp	876
10. Bob Huggins	864
11. Rick Barnes (active)	857
12. Bill Self (active)	854
13. Cliff Ellis	833
14. Jim Phelan	830

ACTIVE BEST ON-COURT WINNING PCT.

NCAA Division I (min. 10 yrs coaching a DI program)			
1. Mark Few	772-155	.833	27th yr
2. JOHN CALIPARI	904-285	.7602	34th yr
3. Bill Self	854-270	.7598	33rd yr
4. Rick Pitino	913-317	.742	38th yr
5. Randy Bennett	589-227	.722	25th yr
6. Tom Izzo	763-309	.711	31st yr
7. Kelvin Sampson	753-317	.703	33rd yr
8. Nate Oats	264-115	.697	11th yr
9. Matt Painter	523-228	.697	22nd yr
10. Will Wade	266-118	.693	12th yr

All-Time Calipari Draft Picks

62 PLAYERS (43 1st Rd • 19 2nd Rd)
\$ - 29 NBA Lottery Picks

Player (School)	Year	Rd (Overall)
Lou Roe (UMass)	1995	Second (30)
Marcus Camby (UMASS)	\$ 1996	First (2)
• UMASS 2 Players 1 1st Rd • 1 2nd Rd		
Dajuan Wagner (MEM)	\$ 2002	First (6)
Antonio Burks (MEM)	2004	Second (36)
Rodney Carney (MEM)	2006	First (16)
Shawne Williams (MEM)	2006	First (17)
DERRICK ROSE (MEM) \$ 2008 FIRST (1)		
Joey Dorsey (MEM)	2008	Second (33)
Chris Douglas-Roberts (MEM)	2008	Second (40)
Tyrece Evans (MEM)	\$ 2009	First (4)
Robert Dozier (MEM)	2009	Second (60)
• MEMPHIS 9 Players 5 1st Rd • 4 2nd Rd		
JOHN WALL (UK) \$ 2010 FIRST (1)		
DeMarcus Cousins (UK)	\$ 2010	First (5)
Patrick Patterson (UK)	\$ 2010	First (14)
Eric Bledsoe (UK)	2010	First (18)
Daniel Orton (UK)	2010	First (29)
Enes Kanter (UK)	\$ 2011	First (3)
Brandon Knight (UK)	\$ 2011	First (8)
Josh Harrellson (UK)	2011	Second (45)
DeAndre Liggins (UK)	2011	Second (53)
ANTHONY DAVIS (UK) \$ 2012 FIRST (1)		
Michael Kidd-Gilchrist (UK)	\$ 2012	First (2)
Terrence Jones (UK)	2012	First (18)
Marquis Teague (UK)	2012	First (29)
Doron Lamb (UK)	2012	Second (42)
Darius Miller (UK)	2012	Second (46)
Nerlens Noel (UK)	\$ 2013	First (6)
Archie Goodwin (UK)	2013	First (29)
Julius Randle (UK)	\$ 2014	First (7)
James Young (UK)	2014	First (17)
KARL-ANTHONY TOWNS (UK) \$ 2015 FIRST (1)		
Willie Cauley-Stein (UK)	\$ 2015	First (6)
Trey Lyles (UK)	\$ 2015	First (12)
Devin Booker (UK)	\$ 2015	First (13)
Andrew Harrison (UK)	2015	Second (44)
Dakari Johnson (UK)	2015	Second (48)
Jamal Murray (UK)	\$ 2016	First (7)
Skal Labissiere (UK)	2016	First (28)
Tyler Ulis (UK)	2016	Second (34)
De'Aaron Fox (UK)	\$ 2017	First (5)
Malik Monk (UK)	\$ 2017	First (11)
Bam Adebayo (UK)	\$ 2017	First (14)
Kevin Knox (UK)	\$ 2018	First (9)
Shai Gilgeous-Alexander (UK)	\$ 2018	First (11)
Jarred Vanderbilt (UK)	2018	Second (41)
Hamidou Diallo (UK)	2018	Second (45)
PJ Washington (UK)	\$ 2019	First (12)
Tyler Herro (UK)	\$ 2019	First (13)
Keldon Johnson (UK)	2019	First (29)
Tyrese Maxey (UK)	2020	First (21)
Immanuel Quickley (UK)	2020	First (25)
Nick Richards (UK)	2020	Second (42)
Isaiah Jackson (UK)	2021	First (22)
Brandon Boston Jr. (UK)	2021	Second (51)
Shaedon Sharpe (UK)	\$ 2022	First (7)
TyTy Washington Jr. (UK)	2022	First (29)
Cason Wallace (UK)	\$ 2023	First (10)
Chris Livingston (UK)	2023	Second (58)
Reed Sheppard (UK)	\$ 2024	First (3)
Rob Dillingham (UK)	\$ 2024	First (8)
Antonio Reeves (UK)	2024	Second (47)
• KENTUCKY 50 Players 37 1st Rd • 13 2nd Rd		
Adou Thiero (ARK)	2025	Second (36)
• ARKANSAS 1 Player 0 1st Rd • 1 2nd Rd		

CALIPARI BY YEAR

Year	School	Reg Season	Conference	Tourney	Postseason	Final Rank AP/Coach
1988-89	UMass	8th				--
1989-90	UMass	6th		2nd	NIT 1st Rd	--
1990-91	UMass	T-3rd			NIT Final Four (4th)	--
1991-92	UMass	1st		Won	NCAA SWEET 16	17 / 21
1992-93	UMass	1st		Won	NCAA Rd of 32	14 / 22
1993-94	UMass	1st		Won	NCAA Rd of 32	8 / 15
1994-95	UMass	1st		Won	NCAA ELITE 8	7 / 7
1995-96	UMass	1st		Won	NCAA FINAL FOUR	1 / 1
2000-01	Memphis	2nd (National)			NIT Final Four (3rd)	--
2001-02	Memphis	1st (National)			NIT Champion	--
2002-03	Memphis	1st (National)			NCAA Rd of 64	19 / --
2003-04	Memphis	T-1st			NCAA Rd of 32	24 / --
2004-05	Memphis	T-6th		2nd	NIT Final Four	--
2005-06	Memphis	1st		Won	NCAA ELITE 8	4 / 6
2006-07	Memphis	1st		Won	NCAA ELITE 8	5 / 7
2007-08	Memphis	1st		Won	NCAA RUNNER-UP	2 / 2
2008-09	Memphis	1st		Won	NCAA SWEET 16	3 / 9
2009-10	Kentucky	1st (East)		Won	NCAA ELITE 8	2 / 5
2010-11	Kentucky	2nd (East)		Won	NCAA FINAL FOUR	11 / 3
2011-12	Kentucky	1st		2nd	NCAA CHAMPION	1 / 1
2012-13	Kentucky	T-2nd			NIT First Rd	--
2013-14	Kentucky	T-2nd		2nd	NCAA RUNNER-UP	-- / 2
2014-15	Kentucky	1st		Won	NCAA FINAL FOUR	1 / 3
2015-16	Kentucky	T-1st		Won	NCAA Rd of 32	10 / 16
2016-17	Kentucky	1st		Won	NCAA ELITE 8	6 / 5
2017-18	Kentucky	T-4th		Won	NCAA SWEET 16	18 / 17
2018-19	Kentucky	T-2nd			NCAA ELITE 8	7 / 7
2019-20	Kentucky	1st		• SEC & NCAA Postseason Canceled		8 / 7
2020-21	Kentucky	8th				--
2021-22	Kentucky	T-2nd			NCAA Rd of 64	7 / 16
2022-23	Kentucky	3rd			NCAA Rd of 32	RV / RV
2023-24	Kentucky	T-2nd			NCAA Rd of 64	20 / 19
2024-25	Arkansas	T-9th			NCAA SWEET 16	20 / 25
2025-26	Arkansas	T-2nd		Won		

- 1 NCAA National Championship
- 1 NIT Championship (4 total NIT Final Fours)
- 3 NCAA National Title Games
- 6 Final Fours
- 12 NCAA Elite 8's
- 16 NCAA Sweet 16's
- 16 Conference Tournaments Titles Won
- 2nd Regular Season Conference Titles Won or Shared
- 25 NCAA Tournament Berths
- 30 Combined NCAA and NIT Berths
- 31 20-win seasons
- 62 Wins in Conference Tourneys (62-17 = 78.5%)
- 60 Wins in the NCAA Tourney (60-23 = 72.3%)
- 137 Postseason Wins (137-46 = 74.8%) - Including Conf Tourneys, NIT and NCAA
- 183 Wins (all games) in March/April (183-63 = 74.5%)

	OVERALL	H	A	N	CONF.	H	A	
CAREER	34th YR	904-285	502-63	224-142	178-80	427-145	245-40	182-106
• UMass	8 YRS	193-71	86-14	54-42	53-15	91-41	54-11	37-30
• UM	9 YRS	252-69	153-19	69-28	30-22	117-25	63-8	54-17
• UK	15 YRS	410-123	234-25	92-61	84-37	198-65	115-16	83-49
• ARK	2nd YR	49-22	29-5	9-11	11-6	21-15	13-5	8-10

DID YOU KNOW...

- Calipari's collegiate players have earned:
 - ^ 4 National Players of the Year (3 UK, 1 UMass)
 - ^ 2 National Freshmen of the Year (1 UK, 1 MEM)
 - ^ 13 Conference Players of the Year (1 ARK, 6 UK, 3 MEM, 3 UMass)
 - ^ 21 Conf Frosh/Newcomers of the Year (1 ARK, 12 UK, 6 MEM, 2 UMass)
 - ^ 26 All-American Honors (1 ARK, 14 UK, 8 MEM, 3 UMass)
 - ^ 81 All-Conference Selections (1 ARK, 36 UK, 22 MEM, 22 UMass)
- Calipari has won a NCAA single-season record 38 games three times in his career ... Memphis in '08, UK in '12 and UK in '15. Also, his 35 wins at UMass in '96 led the NCAA and are a UMass record.
- Calipari's teams have led the NCAA in wins six times.
 - ^ 38 - '08 (MEM) • '12 (UK) • '15 (UK)
 - ^ 35 - '10 (UK) • '96 (UMass)
 - ^ 33 - '06 (MEM)
- Calipari is the winningest coach in NCAA Division I history for a five-year span with 173 victories from 2008-12.
- Calipari is the first coach in NCAA Division I history to record five straight 30-win seasons.
- Calipari is one of only two coaches (Rick Pitino) to lead three different schools to a Final Four.
- Calipari is one of three coaches (Eddie Sutton and Lon Krueger) to lead four different schools to the Sweet 16.
- Calipari has advanced to the Sweet 16 in 13 of the last 19 NCAA Tournaments played and on to the Elite Eight 10 times.
- Calipari is one of only three coaches (John Wooden and Mike Krzyzewski) to go to four Final Fours in a five-season span.
- Calipari is one of two coaches to have three teams listed on The Athletics' 25 best college basketball teams from 2000-25 (7/16/25). HE IS THE ONLY COACH to have two teams among the top five and the only coach to lead two different programs on the list - Memphis 2007-08 at #20, Kentucky 2014-15 at #4 and Kentucky 2011-12 at #2.
- Calipari had more wins in a 10-year period than any other coach in college basketball history with 327 from 2006-15.
- Calipari was the third-fastest coach to 900 on-court wins, doing so in 1,185 games. Only Roy Williams (1,161 games), and Mike Krzyzewski (1,183 games) did it faster.
- Calipari's 32 combined regular season and tournament league titles trail only Mark Few (43) of Gonzaga for most among active coaches.
- Calipari's 59 NCAA Tournament wins are tied for the most by active coaches (Tom Izzo) and tied for fifth-most all-time.
- Calipari has helped 62 players earn selection in the NBA Draft, including 43 first-round picks, and has had at least one player selected in 18 straight years, with 11 times having three players drafted, including five times with at least four. He ranks third all-time with his 62 NBA picks (Coach K had 74 and Dean Smith 65) while Cal's 62 1st & 2nd Rd picks are second-most all-time (Coach K's 66) as are his 43 1st rounders (Coach K's 46). Only Dean Smith has a longer streak of consecutive years of having a player drafted at 23 years.
- In his career, his players have won each of the six NBA major awards:
 - ^ 2 NBA Players of the Year
 - ^ 1 NBA Defensive Player of the Year
 - ^ 1 NBA Sixth Man of the Year
 - ^ 2 NBA Most Improved Players
 - ^ 3 NBA Rookies of the Year
- Calipari had seven players on 2024 Olympic rosters, the most by any coach.
 - ^ USA (3): Bam Adebayo, Anthony Davis and Devin Booker
 - ^ CANADA (3): Shai Gilgeous-Alexander, Jamal Murray and Trey Lyles
 - ^ SOUTH SUDAN (1): Wenyen Gabriel
- CALIPARI HAS AN NBA-BEST 6 PLAYERS ON THE 2026 ALL-STAR ROSTERS.

CALIPARI 3RD FASTEST TO 900 CAREER VICTORIES

With Arkansas's overtime 88-84 win at Missouri on Feb. 7, 2026, John Calipari reached 900 on-court wins. He is the fifth coach to collect 900 wins as head coach while at an NCAA DI program and is 1 of 11 to have 900 on-court wins coaching at any level.

Calipari is the **third-fastest coach to reach 900 wins** (1,185). Roy Williams (1,161) and Mike Krzyzewski (1,183) reached the milestone faster. Cal is the **second-youngest to reach 900**. Coach K won 900 games at the age of 64. Cal turned 67 on Feb 10 and edges Bob Knight, who won his 900th at 67 and 2+ months.

Calipari was the fourth-fastest coach to 800 on-court wins at 1,037 games. Only Adolph Rupp (972 games), Roy Williams (1,012 games) and Dean Smith (1,029 games) did it faster.

NOTE: Coach Cal's 800th win and his 900th win were both in overtime. Cal was the fourth-fastest to 800, beating Mississippi State, 82-7, on Jan. 25, 2022.

When he defeated Mississippi State on Jan. 17, 2024, Calipari became the third-fastest active head coach to 400 wins at a single program, trailing only Bill Self (Kansas - 484) and Mark Few (Gonzaga - 499). Overall, Calipari needed just 516 games to reach 400 wins while coaching at UK to rank the eighth fastest in Division I history.

FASTEST TO 900 D-1 WINS	Gms
1. Roy Williams	1,161
2. Mike Krzyzewski	1,183
3. JOHN CALIPARI	1,185
4. Rick Pitino	1,216
5. Jim Boeheim	1,251

FIRST BALLOT HALL OF FAMER

John Calipari joined basketball's fraternity of legends in **September of 2015 after being elected to the Naismith Memorial Basketball Hall of Fame** on the first ballot. Calipari joined an elite group of basketball players and coaches in the Naismith Hall of Fame, considered to be one of the ultimate honors in the sport.

The Class of 2015 included Calipari, Dick Bevetta, Louie Dampier, Lindsay Gaze, Tom Heinsohn, John Isaacs, Spencer Haywood, Lisa Leslie, Dikembe Mutombo, George Raveling and JoJo White. Calipari was inducted in Springfield, Mass., and nearly 70 of his former players joined him on stage during his acceptance speech.

COACH CAL IMMORTALIZED AT UMASS, CLARION, CONFERENCE USA

John Calipari's Hall of Fame rise began at **UMass**, and the school honored his program's breakthrough in the 1990s by unveiling a statue of Calipari on the Amherst campus in September 2021. Calipari was one of four icons synonymous with UMass basketball to earn the honor. Calipari's statue was unveiled next to Marcus Camby, Julius Erving and the late Jack Leaman outside the Mullins Center.

At UMass, Calipari led the Minutemen to a 193-71 on-court record in his eight seasons as head coach from 1989-96. His .731 career winning percentage remains the best in school history. Calipari led UMass to five straight NCAA Tournament appearances from 1992 to 1996 after UMass had gone to the NAAs only once in the first 81 years of the program. His Minutemen made the Atlantic 10's first and only Final Four appearance during the 1996 season, during which they went 35-2 overall and spent 10 weeks ranked No. 1 in the nation. Following the 1996 season, Calipari was named National Coach of the Year by the National Association of Basketball Coaches, The Sporting News and Naismith.

Clarion honored Calipari by having a statue erected and naming the basketball court in his honor. Tippin Gymnasium's floor was officially renamed the John V. Calipari Court in September 2021 and is better known as "Coach Cal Court." Calipari started his college playing career at UNC Wilmington before transferring to Clarion in 1981, helping the Golden Eagles reach their first NCAA Division II Tournament in program history that year.

In the summer of 2022, Calipari was enshrined into the **Conference USA** Hall of Fame. Calipari was honored by the league for his impressive tenure as head men's basketball coach at the University of Memphis, where he coached from the 2000-09. Calipari led the Tigers to the 2008 NCAA title game, including an NCAA, single-season record 38 wins. As a result, he earned his second Naismith National Coach of the Year honor, becoming only the second coach to earn the honor multiple times since its inception in 1987. Calipari, the 2009 Sports Illustrated National Coach of the Year, led the Tigers to nine straight 20-win campaigns and nine consecutive postseason appearances, the only Memphis coach to do that. He posted 252 on-court wins - 28.0 wins per season - as the Tigers' head coach, making him the winningest coach in school history. From 2006-08, the Tigers won 104 games, making Calipari the winningest head coach in NCAA Division I history in a three-year span.

A WOODEN AWARD LEGEND OF COACHING

On Oct. 3, 2023, it was announced that John Calipari would receive the **John R. Wooden Award "Legends of Coaching" honor**. On April 12, 2024, the newly named Razorback head basketball coach was on hand for the trophy presentation at the Los Angeles Athletic Club.

The "Legends of Coaching" honor recognizes coaches who exemplify Coach Wooden's high standard of coaching success and personal integrity. The award was adopted by the Wooden Award Steering Committee in 1999. The honorees are selected based on character, success on the court, graduation rate of student-athletes in their basketball program, coaching philosophy, and identification with the goals of the John R. Wooden Award. He will be presented the honor along with the 2024 Wooden Award winners on April 12, 2024.

Chairman of the Wooden Award Steering Committee Sam Lagana said, "Coach John Calipari has been a significant part of the Wooden Award experience, dating back to his first head coaching assignment at UMass. He has supported the Award and stood with his candidates and winners every step of the way. Coach Wooden had an appreciation for Coach Cal that carried through the years and Coach Calipari has demonstrated great reverence for Coach Wooden as both shared a 'players first' mentality, with emphasis on care for the student-athlete and in the value of competitive greatness. John Calipari is a wonderful addition to the fraternity of Wooden Award 'Legends of Coaching' recipients."

Calipari's on-court success is well publicized and culminated with the highest honor in the sport by being inducted into the Naismith Hall of Fame. Off the court, Coach Calipari's impact has been felt in his community and abroad. In 2012, he founded the John Calipari Foundation which has partnered with many organizations, including: Samaritan's Feet, 4 Paws for Ability, One Parent Scholar House and Team Focus. He has partnered with the American Red Cross to raise millions of dollars to help people affected by disasters such as the 2010 Haitian earthquake, 2012 Superstorm Sandy, and the 2022 flooding in Eastern Kentucky. He helped spearhead the creation of the John McLendon Minority Leadership Initiative, a national coach-driven initiative to provide minorities with a jump-start to their careers.

CALIPARI VS. ALL OPPONENTS

Opponent	Overall	at ARK	Opponent	Overall	at ARK	Opponent	Overall	at ARK
Abilene Christian	1-0	-	Kansas	6-9	1-0	Savannah State	1-0	-
Alabama	20-9	0-2	Kansas State	2-2	-	Seton Hall	1-1	-
Alabama-Birmingham (UAB)	15-3	-	Keene State	1-0	-	Siena	4-0	-
Albany	2-0	-	Kentucky	3-5	1-1	South Carolina	18-7	2-1
Arizona	1-1	-	La Salle	3-0	-	South Carolina State	1-0	-
Arizona State	2-1	-	Lafayette (Pa.)	1-0	-	South Florida (USF)	10-1	-
Arkansas	16-9	-	Lamar	5-0	-	Southern	2-0	1-0
Arkansas-Little Rock	4-0	1-0	LIU-Brooklyn	1-0	-	Southern Cal	2-0	-
Arkansas-Pine Bluff	1-0	-	Lipscomb	2-0	1-0	SMU	7-0	-
Arkansas State	4-0	-	Long Beach State	1-0	-	South Connecticut	1-0	-
Auburn	16-8	1-2	Louisiana State (LSU)	18-6	3-1	Southeastern Louisiana	3-0	-
Austin Peay	6-1	-	Louisiana Tech	1-1	-	Southern Illinois	1-0	-
Baylor	1-3	0-1	Louisville	20-8	1-0	Southern Miss	15-4	-
Bellarmine	1-0	-	Loyola (Md.)	1-0	-	Southwest Texas St.	1-0	-
Belmont	2-0	-	Manhattan	2-0	-	St. Bonaventure	17-1	-
Boise State	1-0	-	Marist	2-0	-	St. John's	2-0	1-0
Boston	7-1	-	Marquette	3-1	-	Saint Joseph's	16-5	-
Boston College	2-0	-	Marshall	7-0	-	Saint Mary's College	1-0	-
Bradley	1-0	-	Maryland	5-3	-	Saint Peter's	1-0	-
Bucknell	1-0	-	Maryland-Eastern Shore	1-0	1-0	Stanford	3-2	-
Buffalo	3-0	-	Massachusetts	1-0	-	Stephen F. Austin	1-0	-
BYU	1-0	-	Massachusetts-Lowell	2-1	-	Stonehill	1-0	-
Cal State-Northridge	1-0	-	Memphis	1-0	-	Stony Brook	1-0	-
Canisius	1-0	-	Miami (Fla.)	2-1	1-0	Syracuse	3-2	-
Central Arkansas	2-0	2-0	Miami (Ohio)	2-0	-	TCU	7-1	-
Central Connecticut State	2-0	-	Michigan	3-0	1-0	Temple	13-11	-
Central Florida (UCF)	5-0	-	Michigan State	3-3	0-1	Tennessee	23-17	1-1
Central Michigan	1-0	-	Middle Tennessee	3-0	-	Tennessee-Martin	5-0	-
Charlotte	2-3	-	Milwaukee	1-0	-	Tennessee State	1-0	-
Chattanooga	2-0	-	Mississippi (Ole Miss)	21-7	2-2	Tennessee Tech	1-0	-
Christian Brothers	2-0	-	Mississippi State	22-1	2-0	Texas	5-2	3-0
Cincinnati	6-7	-	Mississippi Valley State	1-0	-	Texas-Arlington	3-0	-
Cleveland State	4-0	-	Missouri	15-6	3-1	Texas-El Paso (UTEP)	5-0	-
Coastal Carolina	1-0	-	Monmouth	2-0	-	Texas-San Antonio	1-0	1-0
Colorado	1-1	-	Montana State	1-0	-	Texas A&M	13-6	1-1
Colorado State	0-1	-	Morehead State	3-0	-	Texas A&M-Commerce	1-0	-
Columbia	1-0	-	Mount St. Mary's	2-0	-	Texas Tech	2-1	1-1
Connecticut	2-5	-	Murray State	1-0	-	Towson	1-0	-
Coppin State	1-0	-	Nevada	1-0	-	Troy	2-0	1-0
Cornell	1-0	-	New Hampshire	5-0	-	Tulane	16-0	-
Dartmouth	1-0	-	New Mexico	1-0	-	Tulsa	11-1	-
Davidson	1-0	-	New Mexico State	1-0	-	UCLA	4-5	-
Dayton	1-0	-	New Orleans	1-0	-	Utah	2-2	-
DePaul	4-2	-	North Carolina	1-0	-	Utah Valley	2-0	-
Detroit	1-0	-	North Carolina A&T	1-0	1-0	Valparaiso	1-0	-
Drexel	2-0	-	UNC-Asheville	2-0	-	Vanderbilt	30-6	3-0
Duke	1-4	-	UNC-Greensboro	2-0	-	Vermont	3-0	-
Duquesne	13-4	-	UNC-Wilmington	1-1	-	Villanova	2-0	-
East Carolina	7-0	-	North Carolina A&T	1-0	1-0	Virginia	0-1	-
East Tennessee State	4-0	-	North Carolina State	1-0	-	VMI	1-0	-
Eastern Kentucky	4-0	-	North Dakota	1-0	-	Virginia Tech	3-0	-
Eastern Michigan	2-0	-	North Florida	2-0	-	Wake Forest	2-1	-
Evansville	0-1	-	North Texas	1-0	-	Washington	1-0	-
Fairfield	1-0	-	Northeastern	3-1	-	West Virginia	13-7	-
Fairleigh Dickinson	1-0	-	Northern Kentucky	2-0	-	Western Kentucky	3-0	-
Florida	25-12	0-2	Northwestern State	1-0	-	Wichita State	2-0	-
Florida A&M	1-0	-	Notre Dame	2-3	-	Winthrop	4-0	1-0
Florida State	1-1	-	Oakland	2-1	1-0	Wisconsin	1-1	-
Florida Tech	0-1	-	Ohio	1-0	-	Wofford	2-0	-
Fordham	5-0	-	Ohio State	1-3	-	Wright State	1-0	-
Ford Wayne	1-0	-	Oklahoma	7-2	2-1	Xavier	2-2	-
Fresno State	1-0	1-0	Oklahoma State	0-2	-	Yale	2-0	-
Furman	1-0	-	Old Dominion	2-0	-	Totals	904-285	49-22
George Mason	1-0	-	Oral Roberts	1-0	-			
George Washington	8-9	-	Oregon State	1-0	-			
Georgetown	2-1	-	Pacific	1-0	1-0			
Georgia	23-5	1-1	Penn	4-0	-			
Georgia Tech	2-2	-	Penn State	4-4	-			
Gonzaga	4-2	-	Pepperdine	1-0	-			
Grand Canyon	1-0	-	Pittsburgh	2-1	-			
Hampton	1-0	-	Portland	3-0	-			
Hartford	2-0	-	Princeton	2-0	-			
Harvard	2-0	-	Providence	4-1	-			
Hawaii	1-0	1-0	Purdue	2-1	-			
High Point	1-0	-	Queens	1-0	1-0			
Hofstra	1-0	-	Radford	1-0	-			
Holy Cross	4-1	-	Rhode Island	16-2	-			
Houston	17-3	-	Rice	4-0	-			
Howard	2-0	-	Richmond	1-1	-			
Illinois	1-2	0-1	Rider	1-0	-			
Illinois-Chicago (UIC)	1-0	-	Robert Morris	2-1	-			
Illinois State	2-0	-	Rutgers	11-3	-			
Indiana	3-2	-	Saint Louis	4-4	-			
Iowa	0-1	-	Saint Peter's	0-1	-			
Iowa State	2-0	-	Sam Houston State	1-0	-			
Jackson State	3-0	1-0	Samford	4-0	1-0			
James Madison	1-0	1-0	Santa Clara	1-0	-			

CAL AT SEC ARENAS

	TOTAL	MASS	UM	UK	ARK
Coleman Coliseum	5-6	0-0	1-0	4-5	0-1
Bud Walton Arena	8-5	0-0	1-1	7-4	(29-5)
Neville Arena ^	4-8	0-0	0-0	4-6	0-2
Exactech/O'Connell Center	10-6	0-0	0-0	10-5	0-1
Stegman Coliseum	7-5	0-0	0-0	7-4	0-1
Rupp Arena	1-1	0-1	0-0	(23-25)	1-0
Maravich Center	7-5	0-0	0-0	6-4	1-1
Black Pavilion #	4-1	0-0	0-0	3-1	1-0
Humphrey Coliseum	10-0	0-0	0-0	9-0	1-0
Mizzou Arena *	5-3	0-0	0-0	4-2	1-1
Lloyd Noble Center	2-1	1-1	0-0	0-0	1-0
Colonial Life Arena	5-7	0-0	0-0	5-6	0-1
Thompson-Boling Arena	9-10	0-0	1-2	8-7	0-1
Moody Center	1-0	0-0	0-0	0-0	1-0
Reed Arena	6-4	0-0	0-0	6-3	0-1
Memorial Gym	14-2	0-0	0-0	13-2	1-0
As Opposing Coach	99-64	1-2	3-3	86-49	8-10

NOTES: TOT MASS UM UK ARK
 ^ AUB Beard-Ennis-Memorial
 # OM Tad Smith Coliseum
 * MIZ Hearnes Center

CALIPARI HONORED BY MCLENDON FOUNDATION WITH 2026 LEGACY OF IMPACT AWARD

The McLendon Foundation is pleased to announce that John Calipari, head basketball coach at the University of Arkansas, has been selected as the **2026 recipient of the Legacy of Impact Award, the Foundation's highest honor. The award will be presented at the second-annual Secret Summit on Thursday, April 2, 2026**, in downtown Indianapolis ahead of the 2026 Men's Final Four weekend.

The Legacy of Impact Award recognizes individuals whose leadership and actions have meaningfully advanced the values and vision of Coach John McLendon, one of the most influential figures in the history of sports. Coach McLendon was a trailblazer whose legacy centered on access, education, leadership, and opportunity both on and off the court.

Coach Calipari was selected by the McLendon Foundation Board of Directors for his commitment to creating opportunities and opening doors for aspiring leaders in sports. He was instrumental in the early vision and formation of the McLendon Leadership Initiative and has supported the program through advocacy, personal investment, and the encouragement of others across the coaching community to engage and contribute.

DREAM MAKER

As someone who prides himself on helping young men reach their dreams, John Calipari has helped 77 players get drafted or play in the NBA as free agents, including 62 players going in the NBA Draft.

- ^ **62 NBA Draft picks ranks third all-time, trailing only Mike Krzyzewski (74) and Dean Smith (65)**
- ^ **62 1st and 2nd round draft picks rank second all-time, trailing Mike Krzyzewski (66) ... Roy Williams has the third-most (32)**
- ^ **43 1st round picks ranks second all-time, trailing Mike Krzyzewski (46)**
- ^ **29 lottery picks are tied for the most by any college coach in history (with Mike Krzyzewski)**
- ^ **18 consecutive years (2008-25) with a player being drafted is the second-best streak all-time behind Dean Smith's 23 (1965-87) and THE ONLY COACH to have an 18-year streak since the draft was shortened to two rounds in 1989 as well BEING THE ONLY COACH to have a streak of 18 consecutive years of having at least one player drafted in the first or second round**
- ^ **Four No. 1 overall picks tie Mike Krzyzewski for the most all-time**
- ^ **In 2010, five of his players were selected in the first round marking the first time in NBA history having five from one school**
- ^ **His six players selected overall in both the 2012 and 2015 NBA drafts are the most by one coach in the two-round era**
- ^ **Only coach to produce the top two picks in the same draft (2012, #1 Anthony Davis and #2 Michael Kidd-Gilchrist)**
- ^ **Is the only coach in history to have a former player win each of the six major NBA awards: Player of the Year (twice), Rookie of the Year, Sixth Man of the Year, Most Improved Player of the Year and Clutch Player of the Year**
- ^ **Eleven of his former players have combined to earn 43 NBA All-Star honors, 10 have been tabbed All-NBA (21 times), three were named NBA Rookie of the Year, and 19 players have made the NBA All-Rookie teams. Derek Rose was named NBA MVP in 2011 and Shai Gilgeous-Alexander was the 2025 NBA MVP.**

CHANGING FAMILIES LIVES ... \$5.8 BILLION AND COUNTING

John Calipari hasn't just signed the best talent in the country; he's been the best at developing that talent, making those players better prepared than anyone else and getting them ready for all things at the next level. The proof is in the numbers.

Entering the 2025-26 NBA season, **Calipari's NBA pros will have amassed over \$5.898 billion in NBA contracts over their careers**, which does not include endorsement deals or players on overseas contracts. Through 2024-25 his players on NBA rosters have tallied over \$2 billion alone. For the 2025-26 NBA season alone, **Cal's players are set to earn over \$563 million.**

CALIPARI UNRIVALED IN CONFERENCE

John Calipari has **won a combined 16 league regular-season championships** in his career (including six Southeastern Conference titles). Calipari has **won a combined 16 conference tournament titles** in his career (seven in the SEC • **one while at Arkansas**) 10 more than his closest competitor (Nate Oats with five).

Cal has tallied a **427-145 (74.5%) all-time record within conference play** as a head coach including a **219-80 (73.2%) SEC record**.

Although he's been publicly outspoken against conference tournaments – only because he doesn't favor playing three or more games on consecutive days to win the tournament – his teams have gotten up for them. **Calipari's teams** at UMass, Memphis and Kentucky **have been to 19 conference championship games in his career, winning a remarkable 15 of them.** Calipari is 59-17 (77.6%) all-time in conference tournaments, including 25-9 (73.5%) in the SEC. Calipari's 25 SEC Tournament wins ties for third all-time.

THERE'S NO PLACE LIKE HOME

John Calipari-coached teams have posted an **all-time record of 502-63 (88.8%) record at home** (28-5 at ARK • 16-1 in '25-26). Calipari's best home winning streak came when he began his career at UK with a 54-game home win streak at Rupp Arena. He additionally had a 42-game home win streak at UK (2014-17). He has gone undefeated at home 10 times overall – adding eight times with just one loss – while going undefeated at home in league play 14 times.

LIFE AWAY FROM HOME ISN'T SO BAD EITHER

As good as John Calipari's team's have been at home, they're pretty good in hostile environments on the road. His teams are **224-142 (61.3%) overall on the road** (9-11 at ARK). **At neutral-site venues, his teams are 178-80 (68.9%)** – 11-6 at ARK • 6-2 in '25-26 – with 6 seasons with at least 10 neutral-site wins.

CALIPARI IN ELITE COMPANY WITH CONFERENCE CHAMPIONSHIPS

When Kentucky clinched a share of the 2017 Southeastern Conference championship, John Calipari became the first NCAA Division I coach to lead three different programs (UMass, Memphis, Kentucky) to five on-court, regular-season league titles three different times.

- ^ UMass won five Atlantic 10 titles (1992, '93, '94, '95 and '96).
- ^ Memphis claimed five Conference USA crowns (2004, '06, '07, '08 and '09).
- ^ Kentucky captured the SEC Championship six times (2010, '12, '15, '16, '17 and '20).

Perhaps more impressive is that Calipari has 32 combined regular-season and tournament championships. That trails only Mark Few of Gonzaga (43 titles) and Kentucky's Adolph Rupp (41) for the most combined championships. Bill Self (Kansas) has 31 combined titles.

CALIPARI AT NO. 1

John Calipari is one of just two coaches (Frank McGuire) to lead three programs to a No. 1 ranking in the Associated Press Top 25. Calipari has led 10 of his teams to a No. 1 AP ranking.

- ^ His teams are 110-13 (89.4%) as when ranked #1 by AP #1, including 69-8 at UK, 32-4 at UMass and 9-1 at Memphis
- ^ His 110 victories are the most among active coaches with victories at No. 1
- ^ Has coached 123 career games as #1, 4th-most in NCAA history, trailing Mike Krzyzewski (255), John Wooden (228) and Adolph Rupp (127)
- ^ Among coaches who have owned a #1 ranking in at least 119 games, Calipari's winning percentage of 89.4% trails only Wooden (95.2%)
- ^ **Calipari is 6-7 all-time when playing an AP #1 team.**

CALIPARI RECEIVED 2022 JEFFERSON AWARD

John Calipari received the **Jefferson Award for Outstanding Public Service in Sports by Multiplying Good** on Nov. 2, 2022. For more than 50 years, Multiplying Good has honored those who put others first. Those receiving the Jefferson Award are empowered to do more, while their stories of extraordinary public service inspire others to action. It is an award that underscores impact.

Founded over 50 years ago by Jackie Kennedy Onassis, Sen. Bob Taft Jr., and Sam Beard, Multiplying Good is the world's most foremost and highly celebrated organization focused on and honoring public service.

Other recipients of the Jefferson Award include Arthur Ashe, Tom Brokaw, Larry Fitzgerald, Betty Ford, John Glenn, Bob Hope, Steve Jobs, Shaquille O'Neal, General Colin Powell, John D. Rockefeller and Oprah Winfrey. Calipari is the first men's college basketball coach to receive the honor.

CALIPARI NAMED SPORTING NEWS' COACH OF THE DECADE FROM THE 2010'S; HONORED BY THE ATHLETIC TOO

Underscored by more victories than any other coach or program, more Final Four appearances, a record number of NBA Draft picks and the 2012 national championship, John Calipari was named the **College Basketball Coach of the Decade by Sporting News** in January 2020.

Calipari is one of two coaches (with Coach K) to have three teams listed on **The Athletics' 25 "Best College Basketball Teams from 2000-25" (7/16/25)**. He is the only coach to have two teams among the top five and the only coach to lead two different programs on the list – Memphis 2007-08 at #20, Kentucky 2014-15 at #4 and Kentucky 2011-12 at #2.

#LaFamilia NBA Awards

NBA PLAYER OF THE YEAR (2)	FREE AGENTS TO PLAY IN NBA (15)
2011 Derrick Rose	2006 Earl Barron MEM
2025 Shai Gilgeous-Alexander	2008 Darius Washington MEM
NBA ROOKIE OF THE YEAR (3)	2013 Antonio Anderson MEM
2009 Derrick Rose	2016 Aaron Harrison UK
2010 Tyreke Evans	2017 Alex Poythress UK
2016 Karl-Anthony Towns	2017 Kyle Wiltjer UK
NBA DEFENSIVE PLAYER OF THE YEAR (1)	2019 Isaiah Briscoe UK
2007 Marcus Camby	2019 Isaac Humphries UK
NBA MOST IMPROVED PLAYER (2)	2020 Mychal Mulder UK
2021 Julius Randle	2020 Wenyen Gabriel UK
2024 Tyrese Maxey	2021 Ashton Hagans UK
NBA SIXTH MAN OF THE YEAR (1)	2022 Olivier Sarr UK
2022 Tyler Herro	2024 Jacob Toppin UK
NBA CLUTCH PLAYER OF THE YEAR (1)	2024 Oscar Tshiebwé UK
2023 De'Aaron Fox	2025 Justin Edwards UK
NBA CARES COMMUNITY ASSIST AWARD (3)	
2021 Devin Booker	
2017 DeMarcus Cousins (offseason)	
2016 John Wall	
NBA SOCIAL JUSTICE CHAMPION (1)	
2024 Karl-Anthony Towns	
NBA SPORTSMANSHIP AWARD (1)	
2024 Tyrese Maxey	
NBA CHAMPION (1)	
2020 Anthony Davis	
2023 Jamal Murray	
ALL-NBA TEAM (21)	
2011 Derrick Rose (1st)	
2012 Derrick Rose (1st)	
2015 Anthony Davis (1st)	
DeMarcus Cousins (2nd)	
2016 DeMarcus Cousins (2nd)	
2017 Anthony Davis (1st)	
John Wall (3rd)	
2018 Anthony Davis (1st)	
Karl-Anthony Towns (3rd)	
2020 Anthony Davis (1st)	
2021 Julius Randle (2nd)	
2022 Devin Booker (1st)	
Karl-Anthony Towns (3rd)	
2023 Shai Gilgeous-Alexander (1st)	
De'Aaron Fox (3rd)	
Julius Randle (3rd)	
2024 Shai Gilgeous-Alexander (1st)	
Anthony Davis (2nd)	
Devin Booker (3rd)	
2025 Shai Gilgeous-Alexander (1st)	
Karl-Anthony Towns (3rd)	
ALL-NBA ROOKIE TEAM (19)	
1997 Marcus Camby (1st) 1997	
2010 Tyreke Evans (1st)	
Derrick Rose (1st)	
2011 DeMarcus Cousins (1st)	
John Wall (1st)	
Eric Bledsoe (2nd)	
2012 Brandon Knight (1st) 2012	
2013 Anthony Davis (1st)	
Michael Kidd-Gilchrist (2nd)	
2015 Nerlens Noel (1st)	
2016 Karl-Anthony Towns (1st)	
Devin Booker (1st)	
Willie Cauley-Stein (2nd)	
2017 Jamal Murray (2nd)	
2019 Shai Gilgeous-Alexander (2nd)	
2020 Tyler Herro (2nd)	
PJ Washington (2nd)	
2021 Immanuel Quickley (2nd)	
2024 Cason Wallace (2nd)	
ALL-NBA DEFENSIVE TEAM (17)	
2005 Marcus Camby (2nd)	
2006 Marcus Camby (2nd)	
2007 Marcus Camby (1st)	
2008 Marcus Camby (1st)	
2015 Anthony Davis (2nd)	
John Wall (2nd)	
2017 Anthony Davis (2nd)	
2018 Anthony Davis (1st)	
2019 Eric Bledsoe (1st)	
2020 Anthony Davis (1st)	
Eric Bledsoe (2nd)	
Bam Adebayo (2nd)	
2021 Bam Adebayo (2nd)	
2022 Bam Adebayo (2nd)	
2023 Bam Adebayo (2nd)	
2024 Anthony Davis (1st)	
Bam Adebayo (1st)	

NBA CHAMPIONS (4)

2020 Anthony Davis (Lakers)
2023 Jamal Murray (Nuggets)
2025 Shai Gilgeous-Alexander (Thunder)
Cason Wallace (Thunder)

NBA ALL-STAR TEAM (48)

2010 Derrick Rose
2011 Derrick Rose
2012 Derrick Rose
2014 Anthony Davis
John Wall
2015 DeMarcus Cousins
Anthony Davis
John Wall
2016 DeMarcus Cousins
Anthony Davis
John Wall
2017 DeMarcus Cousins
Anthony Davis
John Wall
2018 DeMarcus Cousins
Anthony Davis
Karl-Anthony Towns
John Wall
2019 Anthony Davis
Karl-Anthony Towns
2020 Bam Adebayo
Devin Booker
Anthony Davis
2021 Devin Booker
Anthony Davis
Julius Randle
2022 Devin Booker
Karl-Anthony Towns
2023 Bam Adebayo
De'Aaron Fox
Shai Gilgeous-Alexander
Julius Randle
2024 Bam Adebayo
Devin Booker
Anthony Davis
Shai Gilgeous-Alexander
Tyrese Maxey
Julius Randle
Karl-Anthony Towns
2025 Anthony Davis
Shai Gilgeous-Alexander
Tyler Herro
Karl-Anthony Towns
2026 Shai Gilgeous-Alexander
Tyrese Maxey
Karl-Anthony Towns
Devin Booker
Jamal Murray
De'Aaron Fox

ALL-STAR GAME MVP (1)

2017 Anthony Davis

RIISING STARS CHALLENGE MVP (3)

2010 Tyreke Evans
2011 John Wall
2017 Jamal Murray

SLAM DUNK CONTEST WINNER (2)

2014 John Wall
2019 Hamidou Diallo

3-POINT CONTEST WINNER (2)

2018 Devin Booker
2022 Karl-Anthony Towns

SKILLS CHALLENGE WINNER (3)

2009 Derrick Rose
2016 Karl-Anthony Towns
2020 Bam Adebayo

CALIPARI'S ALL-TIME COLLEGIATE PLAYER HONORS

NATIONAL PLAYER OF THE YEAR	4
UMASS	
1996 Marcus Camby <i>AP, UPI, USBWA, Wooden, Naismith, NABC, Rupp, Basketball Times, Sporting News, CBS</i>	
KENTUCKY	3
2010 John Wall <i>Adolph Rupp, Yahoo!, Rivals</i>	
2012 Anthony Davis <i>Adolph Rupp, AP, CBS, Basketball Times, Naismith, Sporting News, USBWA, Wooden</i>	
2022 Oscar Tshiebwe <i>AP, CBS, College Hoops Today, NABC, Naismith, Sporting News, The Athletic, Field of 68, USBWA, USA Today, Wooden</i>	
NATIONAL FRESHMAN OF THE YEAR	2
MEMPHIS	1
2009 Tyreke Evans <i>USBWA, CBS, ESPN, Fox, Sporting News</i>	
KENTUCKY	1
2024 Reed Sheppard <i>USBWA, NABC, CBS, SI</i>	
ALL-AMERICANS	27
UMASS	3
1994 Lou Roe <i>Sporting News (2), Basketball Weekly (2), NABC (3)</i>	
1995 Lou Roe <i>Wooden (1), Sporting News (1), AP (2), USBWA (2), NABC (2), UPI (2), Basketball Times (2)</i>	
1996 Marcus Camby <i>AP (1), USBWA (1), Wooden, NABC (1), UPI (1), Basketball Times (1), Basketball Weekly (1)</i>	
MEMPHIS	8
2002 Dajuan Wagner <i>AP (HM)</i>	
2003 Chris Masse <i>Fox (3), CNN (1), (HM)</i>	
2004 Antonio Burks <i>AP (HM)</i>	
2006 Rodney Carney <i>USBWA (2), ESPN (2)</i>	
2007 Chris Douglas-Roberts <i>AP (HM)</i>	
2008 Chris Douglas-Roberts <i>Wooden, USBWA (1), AP (1), NABC (1), ESPN (1), Sporting News (1), Basketball Times (2), Derrick Rose</i>	
2009 Tyreke Evans <i>Wooden, AP (3), NABC (3), Basketball Times (3), CBS (3), SI (3), AP (HM)</i>	
KENTUCKY	14
2010 DeMarcus Cousins <i>AP (1), NABC (2), USBWA (2), SN (2)</i>	
John Wall <i>AP (1), NABC (1), USBWA (1), SN (1)</i>	
2012 Anthony Davis <i>AP (1), NABC (1), USBWA (1), SN (1), Michael Kidd-Gilchrist</i>	
2014 Julius Randle <i>USBWA (2), SN (2), AP (3), NABC (3), AP (3), NABC (3)</i>	
2015 Willie Cauley-Stein <i>AP (1), NABC (1), USBWA (1), SN (1), Karl-Anthony Towns</i>	
2016 Jamal Murray <i>AP (2), NABC (2), SN (3), Tyler Ulis</i>	
2017 Malik Monk <i>AP (1), SN (1), USBWA (2), NABC (2)</i>	
2019 PJ Washington <i>SN (2), USBWA (2), NABC (2), AP (2), SN (3), USBWA (3), NABC (3), AP (3)</i>	
2022 Oscar Tshiebwe <i>SN (1), USBWA (1), NABC (1), AP (1)</i>	
2023 Oscar Tshiebwe <i>SN (3), USBWA (2), NABC (2), AP (2)</i>	
2024 Antonio Reeves <i>SN (3)</i>	
ARKANSAS	1
2026 Darius Acuff Jr. <i>TSN (1), NABC (1); CHT (1); Field68 (1); BR (1)</i>	
COSIDA ACADEMIC ALL-AMERICA	1
2016 Alex Poythress (Kentucky) 2nd Team	

CONFERENCE PLAYER OF THE YEAR	13
UMASS	3
1992 Harper Williams	
1995 Lou Roe	
1996 Marcus Camby	
MEMPHIS	3
2004 Antonio Burks	
2006 Rodney Carney	
2008 Chris Douglas-Roberts	
KENTUCKY	6
2010 John Wall Coaches AP	
2012 Anthony Davis Coaches AP	
2016 Tyler Ulis Coaches AP	
2017 Malik Monk AP	
2020 Immanuel Quickley Coaches AP	
2022 Oscar Tshiebwe Coaches AP	
ARKANSAS	1
2026 Darius Acuff Jr. Coaches AP	
CONF. FROSH/NEWCOMER OF THE YEAR	21
UMASS	2
1989 Jim McCoy Freshman	
1994 Marcus Camby Freshman & Newcomer	
MEMPHIS	6
2002 Dajuan Wagner Freshman	
2004 Sean Banks Freshman	
2005 Darius Washington Freshman	
2006 Shawne Williams Freshman	
2008 Derrick Rose Freshman	
2009 Tyreke Evans Freshman	
KENTUCKY (Coaches - Frosh - AP - Newcomer)	12
2010 DeMarcus Cousins Coaches	
2010 John Wall AP	
2011 Terrence Jones Coaches / AP	
2012 Anthony Davis Coaches / AP	
2013 Nerlens Noel Coaches / AP	
2014 Julius Randle Coaches / AP	
2015 Karl-Anthony Towns Coaches / AP	
2017 Malik Monk Coaches / AP	
2018 Kevin Knox Coaches	
2019 Tyler Herro AP	
2019 Keldon Johnson Coaches	
2024 Reed Sheppard Coaches	
ARKANSAS (Coaches - Frosh - AP - Frosh)	1
2026 Darius Acuff Jr. Coaches / AP	
CONFERENCE SIXTH MAN OF THE YEAR	7
UMASS (AIO Did Not Select a Sixth Man of the Year)	0
MEMPHIS	2
2007 Jeremy Hunt	
2009 Wesley Witherspoon	
KENTUCKY	5
2012 Darius Miller Coaches	
2013 Kyle Wiltjer Coaches	
2015 Devin Booker Coaches	
2023 Antonio Reeves Coaches	
2024 Rob Dillingham Coaches	
CONFERENCE DEFENSIVE PLAYER OF THE YEAR	9
UMASS (AIO Did Not Select a Defensive POY)	0
MEMPHIS	3
2007 Joey Dorsey	
2008 Joey Dorsey	
2009 Antonio Anderson	
KENTUCKY	6
2010 John Wall Coaches/AP	
2012 Anthony Davis Coaches/AP	
2016 Tyler Ulis Coaches/AP	
2017 Malik Monk AP	
2020 Immanuel Quickley Coaches	
2022 Oscar Tshiebwe Coaches/AP	

ALL-CONFERENCE	81
UMASS	22
1989 Jim McCoy 3rd	
1990 Jim McCoy 1st	
William Herndon 3rd	
1991 Jim McCoy 1st	
Harper Williams 3rd	
1992 Jim McCoy 1st	
Harper Williams 1st	
1993 Lou Roe 1st	
Harper Williams 1st	
Tony Barbee 2nd	
1994 Lou Roe 1st	
Marcus Camby 3rd	
Mike Williams 3rd	
1995 Marcus Camby 1st	
Lou Roe 1st	
Donta Bright 2nd	
Derek Kellogg 2nd	
1996 Marcus Camby 1st	
Donta Bright 1st	
Edgar Paila 2nd	
Carmelo Travieso 2nd	
Dana Dingle 3rd	
MEMPHIS	22
2001 Kelly Wise 1st	
2002 Dajuan Wagner 1st	
Kelly Wise 1st	
2003 Chris Massie 1st	
Antonio Burks 3rd	
2004 Sean Banks 1st	
Antonio Burks 1st	
2005 Rodney Carney 2nd	
Darius Washington Jr. 3rd	
2006 Rodney Carney 1st	
Darius Washington Jr. 1st	
Shawne Williams 3rd	
2007 Joey Dorsey 1st	
Chris Douglas-Roberts 1st	
Jeremy Hunt 2nd	
2008 Chris Douglas-Roberts 1st	
Derrick Rose 1st	
Joey Dorsey 2nd	
Robert Dozier 3rd	
2009 Tyreke Evans 1st	
Antonio Anderson 2nd	
Robert Dozier 2nd	
KENTUCKY	36
2010 DeMarcus Cousins 1st Coaches 1st AP	
Patrick Patterson 1st Coaches 2nd AP	
John Wall 1st Coaches 1st AP	
2011 Terrence Jones 1st Coaches 1st AP	
Brandon Knight 1st Coaches 2nd AP	
2012 Anthony Davis 1st Coaches 1st AP	
Michael Kidd-Gilchrist 1st Coaches 1st AP	
Terrence Jones 2nd Coaches 2nd AP	
Doron Lamb 2nd Coaches	
2013 Nerlens Noel 1st Coaches 1st AP	
2014 Julius Randle 1st Coaches 1st AP	
James Young 2nd Coaches	
2015 Willie Cauley-Stein 1st Coaches 1st AP	
Karl-Anthony Towns 1st Coaches 1st AP	
Aaron Harrison 2nd Coaches 2nd AP	
Devin Booker 2nd Coaches	
2016 Jamal Murray 1st Coaches 1st AP	
Tyler Ulis 1st Coaches 1st AP	
2017 De'Aaron Fox 1st Coaches 1st AP	
Malik Monk 1st Coaches 1st AP	
Bam Adebayo 2nd Coaches 2nd AP	
2018 Kevin Knox 1st Coaches	
Shai Gilgeous-Alexander 2nd Coaches	
2019 PJ Washington 1st Coaches 1st AP	
Tyler Herro 2nd Coaches	
Keldon Johnson 2nd Coaches	
2020 Nick Richards 1st Coaches 1st AP	
Immanuel Quickley 1st Coaches 1st AP	
Tyrese Maxey 2nd Coaches	
2022 Oscar Tshiebwe 1st Coaches 1st AP	
TyTy Washington Jr. 2nd Coaches	
Sahvir Wheeler 2nd Coaches	
2023 Oscar Tshiebwe 1st Coaches 1st AP	
Antonio Reeves 1st Coaches 1st AP	
2024 Reed Sheppard 2nd Coaches 2nd AP	
Rob Dillingham 2nd Coaches	
ARKANSAS	1
2026 Darius Acuff Jr. 1st Coaches 1st AP	

CONFERENCE ALL-DEFENSIVE TEAM	20
UMASS (AIO Did Not Select an All-Defensive Team)	0
MEMPHIS (C-USA Started Team in 2007)	6
2007 Antonio Anderson	
Joey Dorsey	
2008 Antonio Anderson	
Joey Dorsey	
2009 Antonio Anderson	
Robert Dozier	
KENTUCKY	13
2010 Patrick Patterson	
2011 DeAndre Liggins	
2012 Anthony Davis	
Michael Kidd-Gilchrist	
2013 Nerlens Noel	
2014 Willie Cauley-Stein	
2015 Willie Cauley-Stein	
2016 Tyler Ulis	
2019 Ashton Hagans	
2020 Ashton Hagans	
Nick Richards	
2021 Isaiah Jackson	
2022 Oscar Tshiebwe	
ARKANSAS	1
2026 Billy Richmond III	
CONFERENCE ALL-ROOKIE/FRESHMAN TEAM	53
UMASS	7
1990 Tony Barbee	
Harper Williams	
1992 Lou Roe	
1993 Dana Dingle	
1994 Marcus Camby	
1995 Derek Kellogg	
1996 Gary Lumpkin	
MEMPHIS	10
2001 Scooter McFadgon	
2002 Dajuan Wagner	
2003 Rodney Carney	
2004 Sean Banks	
2005 Joey Dorsey	
Darius Washington	
2006 Chris Douglas-Roberts	
Shawne Williams	
2008 Derrick Rose	
2009 Tyreke Evans	
KENTUCKY	34
2010 Eric Bledsoe	
DeMarcus Cousins	
John Wall	
2011 Brandon Knight	
Terrence Jones	
Doron Lamb	
2012 Anthony Davis	
Michael Kidd-Gilchrist	
2013 Willie Cauley-Stein	
Archie Goodwin	
Nerlens Noel	
Alex Poythress	
2014 Julius Randle	
James Young	
2015 Devin Booker	
Trey Lyles	
Karl-Anthony Towns	
Tyler Ulis	
2016 Jamal Murray	
Bam Adebayo	
2017 De'Aaron Fox	
Malik Monk	
2018 Shai Gilgeous-Alexander	
Kevin Knox	
2019 Tyler Herro	
Keldon Johnson	
2020 Tyrese Maxey	
2021 Isaiah Jackson	
2022 TyTy Washington Jr.	
2023 Chris Livingston	
Cason Wallace	
2024 Rob Dillingham	
Reed Sheppard	
D.J. Wagner	
ARKANSAS	2
2026 Darius Acuff Jr.	
Meleek Thomas	

CALIPARI VS RANKED OPPONENTS (AP RANKING)

TOTALS Overall: 123-110 Home: 44-18 Away: 22-44 Neutral: 57-48
 -UMass Overall: 19-12 Home: 4-1 Away: 4-4 Neutral: 11-7
 -UM Overall: 20-33 Home: 10-6 Away: 3-12 Neutral: 7-15
 -UK Overall: 74-51 Home: 25-8 Away: 14-21 Neutral: 35-22
 -ARK Overall: 10-14 Home: 5-3 Away: 1-7 Neutral: 4-4

Vs. #1	Overall: 6-7	UMass: 3-0	UM: 0-2	UK: 3-3	ARK: 0-2
Home:	1-0	0-0	0-0	1-0	0-0
Away:	0-3	0-0	0-0	0-1	0-2
Neutral:	5-4	3-0	0-2	2-2	0-0
Vs. #2	Overall: 1-6	UMass: 0-1	UM: 0-1	UK: 1-4	ARK: 0-0
Home:	0-2	0-0	0-1	0-1	0-0
Away:	0-2	0-0	0-0	0-2	0-0
Neutral:	1-2	0-1	0-0	1-1	0-0
Vs. #3	Overall: 3-4	UMass: 1-1	UM: 1-0	UK: 1-2	ARK: 0-1
Home:	1-2	0-0	0-0	1-1	0-0
Away:	0-0	0-0	0-0	0-0	0-0
Neutral:	2-2	1-1	1-0	0-1	0-0
Vs. #4	Overall: 5-7	UMass: 1-0	UM: 1-2	UK: 3-4	ARK: 0-1
Home:	1-0	0-0	0-0	1-0	0-0
Away:	3-3	0-0	1-1	2-2	0-0
Neutral:	1-4	1-0	0-1	0-2	0-1
Vs. #5	Overall: 8-5	UMass: 0-0	UM: 2-3	UK: 5-2	ARK: 1-0
Home:	2-1	0-0	2-0	0-1	0-0
Away:	2-0	0-0	0-0	2-0	0-0
Neutral:	4-4	0-0	0-3	3-1	1-0
Vs. #6	Overall: 5-6	UMass: 0-2	UM: 2-0	UK: 3-2	ARK: 1-0
Home:	4-1	0-0	1-1	2-0	1-0
Away:	0-1	0-0	0-1	0-0	0-0
Neutral:	2-4	0-2	1-0	1-2	0-0
Vs. #7	Overall: 5-7	UMass: 0-1	UM: 1-1	UK: 4-4	ARK: 0-1
Home:	1-0	0-0	0-0	0-0	0-0
Away:	1-4	0-0	0-0	1-3	0-1
Neutral:	3-3	0-1	0-1	3-1	0-0
Vs. #8	Overall: 7-5	UMass: 2-0	UM: 1-0	UK: 4-1	ARK: 0-4
Home:	4-1	1-0	1-0	2-0	0-1
Away:	1-1	1-0	0-0	0-0	0-1
Neutral:	2-3	0-0	0-0	2-1	0-2
Vs. #9	Overall: 6-10	UMass: 0-0	UM: 2-3	UK: 4-6	ARK: 0-1
Home:	1-1	0-0	0-0	1-1	0-0
Away:	1-2	0-0	1-1	0-1	0-0
Neutral:	4-7	0-0	1-2	3-4	0-1
Vs. #10	Overall: 4-2	UMass: 2-0	UM: 1-0	UK: 1-2	ARK: 0-0
Home:	3-0	1-0	1-0	1-0	0-0
Away:	1-2	1-0	0-0	0-2	0-0
Neutral:	0-0	0-0	0-0	0-0	0-0
Vs. #11	Overall: 4-8	UMass: 1-2	UM: 1-4	UK: 2-0	ARK: 0-0
Home:	2-4	0-0	1-2	1-2	0-0
Away:	0-3	0-2	0-1	0-0	0-0
Neutral:	2-1	1-0	0-1	1-0	0-0
Vs. #12	Overall: 6-0	UMass: 1-0	UM: 0-0	UK: 4-0	ARK: 1-0
Home:	2-0	1-0	0-0	1-0	0-0
Away:	1-0	0-0	0-0	0-0	1-0
Neutral:	3-0	0-0	0-0	3-0	0-0
Vs. #13	Overall: 8-4	UMass: 1-1	UM: 0-3	UK: 7-0	ARK: 0-0
Home:	3-1	0-1	0-0	3-0	0-0
Away:	1-1	0-0	0-1	1-0	0-0
Neutral:	4-2	1-0	0-2	3-0	0-0
Vs. #14	Overall: 4-6	UMass: 1-3	UM: 0-1	UK: 2-2	ARK: 1-0
Home:	0-0	0-0	0-0	0-0	0-0
Away:	1-3	0-2	0-1	1-0	0-0
Neutral:	3-3	1-1	0-0	1-2	1-0
Vs. #15	Overall: 6-4	UMass: 0-0	UM: 2-2	UK: 2-2	ARK: 2-0
Home:	3-2	0-0	0-1	1-1	2-0
Away:	1-1	0-0	1-1	0-0	0-0
Neutral:	2-1	0-0	1-0	1-1	0-0
Vs. #16	Overall: 6-3	UMass: 0-1	UM: 1-0	UK: 4-2	ARK: 1-0
Home:	1-0	0-0	0-0	1-0	0-0
Away:	2-1	0-0	0-0	2-1	0-0
Neutral:	3-2	0-1	1-0	1-1	1-0
Vs. #17	Overall: 4-1	UMass: 0-0	UM: 1-0	UK: 3-1	ARK: 0-0
Home:	1-0	0-0	1-0	0-0	0-0
Away:	1-1	0-0	0-0	1-1	0-0
Neutral:	2-0	0-0	0-0	2-0	0-0
Vs. #18	Overall: 3-4	UMass: 0-0	UM: 0-0	UK: 3-4	ARK: 0-0
Home:	1-0	0-0	0-0	1-0	0-0
Away:	2-3	0-0	0-0	2-3	0-0
Neutral:	0-1	0-0	0-0	0-1	0-0
Vs. #19	Overall: 6-4	UMass: 1-0	UM: 1-2	UK: 3-2	ARK: 1-0
Home:	1-1	0-0	0-0	0-1	1-0
Away:	1-2	0-0	0-1	1-1	0-0
Neutral:	4-1	1-0	1-1	2-0	0-0
Vs. #20	Overall: 2-3	UMass: 0-0	UM: 1-2	UK: 1-1	ARK: 0-0
Home:	0-0	0-0	0-0	0-0	0-0
Away:	0-1	0-0	0-1	0-0	0-0
Neutral:	2-2	0-0	1-1	1-1	0-0
Vs. #21	Overall: 7-4	UMass: 3-0	UM: 0-2	UK: 4-1	ARK: 0-1
Home:	3-0	0-0	0-0	3-0	0-0
Away:	1-4	1-0	0-2	0-1	0-1
Neutral:	3-0	2-0	0-0	1-0	0-0
Vs. #22	Overall: 6-4	UMass: 2-0	UM: 1-2	UK: 5-1	ARK: 0-1
Home:	3-1	0-0	1-1	2-0	0-0
Away:	1-1	0-0	0-0	1-0	0-0
Neutral:	2-2	0-0	0-1	2-1	0-0
Vs. #23	Overall: 2-3	UMass: 1-0	UM: 0-0	UK: 1-2	ARK: 0-1
Home:	1-1	0-0	0-0	0-0	0-1
Away:	1-2	1-0	0-0	0-2	0-0
Neutral:	1-0	0-0	0-0	1-0	0-0
Vs. #24	Overall: 2-1	UMass: 0-0	UM: 0-0	UK: 2-1	ARK: 0-0
Home:	1-0	0-0	0-0	1-0	0-0
Away:	0-1	0-0	0-0	0-1	0-0
Neutral:	1-0	0-0	0-0	1-0	0-0
Vs. #25	Overall: 5-2	UMass: 1-0	UM: 1-1	UK: 2-0	ARK: 1-1
Home:	5-0	1-0	1-0	2-0	1-0
Away:	0-2	0-0	0-1	0-0	0-1
Neutral:	0-0	0-0	0-0	0-0	0-0

CALIPARI WHEN RANKED (AP RANKING)

TOTALS Overall: 647-152 Home: 355-24 Away: 146-71 Neutral: 146-57
 -UMass Overall: 110-22 Home: 21-3 Away: 28-11 Neutral: 41-8
 -UM Overall: 148-25 Home: 85-4 Away: 39-7 Neutral: 24-14
 -UK Overall: 357-94 Home: 207-16 Away: 75-47 Neutral: 75-31
 -ARK Overall: 33-11 Home: 22-1 Away: 5-6 Neutral: 6-4

As #1	Overall: 110-13	UMass: 32-4	UM: 9-1	UK: 69-8	ARK: 0-0
Home:	50-4	11-1	5-1	34-2	0-0
Away:	32-4	12-1	4-0	16-3	0-0
Neutral:	28-5	9-2	0-0	19-3	0-0
As #2	Overall: 63-4	UMass: 6-0	UM: 23-1	UK: 34-3	ARK: 0-0
Home:	28-0	1-0	11-0	16-0	0-0
Away:	12-1	1-0	6-0	5-1	0-0
Neutral:	23-3	4-0	6-1	13-2	0-0
As #3	Overall: 41-4	UMass: 4-0	UM: 16-2	UK: 21-2	ARK: 0-0
Home:	27-0	2-0	8-0	17-0	0-0
Away:	6-1	0-0	4-1	2-2	0-0
Neutral:	8-3	2-0	4-1	2-2	0-0
As #4	Overall: 36-10	UMass: 4-0	UM: 15-2	UK: 17-8	ARK: 0-0
Home:	23-2	0-0	11-1	12-1	0-0
Away:	6-4	2-0	1-0	3-4	0-0
Neutral:	7-4	2-0	3-1	2-3	0-0
As #5	Overall: 49-6	UMass: 10-2	UM: 18-1	UK: 21-3	ARK: 0-0
Home:	24-2	4-1	10-0	10-1	0-0
Away:	10-1	1-1	5-0	4-0	0-0
Neutral:	15-3	5-0	3-1	7-2	0-0
As #6	Overall: 18-8	UMass: 2-1	UM: 2-0	UK: 14-7	ARK: 0-0
Home:	9-1	2-0	0-0	7-1	0-0
Away:	7-5	0-1	2-0	5-4	0-0
Neutral:	2-2	0-0	0-0	2-2	0-0
As #7	Overall: 17-5	UMass: 5-1	UM: 3-0	UK: 9-4	ARK: 0-0
Home:	6-0	1-0	2-0	3-0	0-0
Away:	5-0	1-0	1-0	3-0	0-0
Neutral:	6-5	3-1	0-0	3-4	0-0
As #8	Overall: 40-6	UMass: 11-2	UM: 6-0	UK: 23-4	ARK: 0-0
Home:	21-1	4-0	2-0	15-1	0-0
Away:	10-3	4-1	4-0	2-2	0-0
Neutral:	9-2	3-1	0-0	6-1	0-0
As #9	Overall: 17-3	UMass: 5-0	UM: 3-0	UK: 9-3	ARK: 0-0
Home:	9-0	1-0	2-0	6-0	0-0
Away:	5-1	1-0	1-0	3-1	0-0
Neutral:	3-2	3-0	0-0	0-2	0-0
As #10	Overall: 20-12	UMass: 2-1	UM: 0-0	UK: 18-11	ARK: 0-0
Home:	17-3	2-0	0-0	15-3	0-0
Away:	2-7	0-1	0-0	2-6	0-0
Neutral:	1-2	0-0	0-0	1-2	0-0
As #11	Overall: 21-6	UMass: 5-2	UM: 5-1	UK: 11-3	ARK: 0-0
Home:	10-3	3-0	3-0	4-0	0-0
Away:	5-3	1-1	1-0	3-2	0-0
Neutral:	6-3	1-1	1-1	4-1	0-0
As #12	Overall: 19-7	UMass: 0-0	UM: 8-3	UK: 11-4	ARK: 0-0
Home:	9-1	0-0	5-0	4-1	0-0
Away:	7-2	0-0	1-0	6-2	0-0
Neutral:	3-4	0-0	2-3	1-1	0-0
As #13	Overall: 16-5	UMass: 2-0	UM: 5-1	UK: 9-4	ARK: 0-0
Home:	12-0	1-0	3-0	8-0	0-0
Away:	2-3	1-0	0-0	1-3	0-0
Neutral:	2-2	0-0	2-1	0-1	0-0
As #14	Overall: 19-6	UMass: 1-1	UM: 4-0	UK: 11-3	ARK: 3-2
Home:	11-1	0-0	2-0	7-1	2-0
Away:	5-3	0-0	2-0	3-2	0-1
Neutral:	3-2	1-1	0-0	1-0	1-1
As #15	Overall: 14-2	UMass: 0-0	UM: 0-0	UK: 12-0	ARK: 2-2
Home:	5-1	0-0	0-0	5-0	0-1
Away:	6-1	0-0	0-0	4-0	2-1
Neutral:	3-0	0-0	0-0	3-0	0-0
As #16	Overall: 20-5	UMass: 0-0	UM: 3-2	UK: 16-2	ARK: 1-1
Home:	13-0	0-0	2-0	10-0	1-0
Away:	2-4	0-0	0-2	2-2	0-0
Neutral:	5-1	0-0	1-0	4-0	0-1
As #17	Overall: 17-9	UMass: 2-1	UM: 2-1	UK: 8-6	ARK: 5-1
Home:	7-2	0-0	1-0	5-2	1-0
Away:	3-5	0-0	1-1	2-3	0-1
Neutral:	7-2				

CALIPARI LISTS

CALIPARI MILESTONE ON-COURT COLLEGIATE WINS

OVERALL

1	11/26/88	SOUTHERN CONNECTICUT	84-61
100	03/11/93	TEMPLE (A10 Championship)	69-61
200	01/06/01	at Houston	86-78
300	02/09/05	at #9 Louisville	85-68
400	02/20/08	at Tulane	97-71
500	02/26/11	#13 FLORIDA	76-68
600	11/18/14	vs #5 Kansas (Indianapolis)	72-40
700	11/26/17	ILLINOIS - CHICAGO	107-73
800	01/25/22	MISSISSIPPI STATE (OT)	82-74
900	03/07/26	at Missouri (OT)	88-84

#1 at UMass: SOUTHERN CONNECTICUT 11/26/88 84-61
GM1 at UMass • Amherst, Mass.

#1 at UM: vs Miami (OH) 11/23/00 60-59
GM2 at UM • Puerto Rico Shootout

#1 at UK: SAM HOUSTON 11/19/09 102-92
GM1 at UK • Rupp Arena

#1 at ARK: LIPSCOMB 11/06/24 76-60
GM1 at ARK • Bud Walton Arena

AT ARKANSAS

1 11/06/24 LIPSCOMB 76-60

COACHES WITH THE MOST NCAA TOURNEY WINS

Coach	Wins	Gms	Record
1. Mike Krzyzewski	101	135	101-31 (.765)
2. Roy Williams	79	106	79-27 (.745)
3. Dean Smith	65	90	65-25 (.722)
4. Jim Boeheim	62	96	62-34 (.646)
5. JOHN CALIPARI (active)	60	83	60-23 (.723)
Tom Izzo (active)	60	86	60-26 (.698)
7. Bill Self (active) - plays Fri	57	81	57-24 (.734)
8. Rick Pitino (active) - plays Fri	55	77	55-22 (.714)
9. Jim Calhoun	51	71	51-20 (.718)
10. John Wooden	47	57	47-10 (.825)

CAL IN THE NCAA TOURNEY (25th appearances)

Overall	50-23	UMass	MEM	UK	ARK	
1st Rd	25th app	22-3	5-0	5-1	10-2	2-0
2nd Rd	21 app	16-5	3-2	4-1	8-2	1-0
Sweet 16	16 app	12-4	2-1	3-1	7-1	0-1
Elite 8	12 app	6-6	1-1	1-2	4-3	-
Final Four	6 app	3-3	0-1	1-0	2-2	-
Championship	3 app	1-2	-	0-1	1-1	-
TOTALS		11-5	14-6	32-11	3-1	

COACHES WITH THE MOST NCAA APPEARANCES

Coach	Tot App (Rank)	Sweet 16 (Rank)	Final 4 (Rank)
Mike Krzyzewski	36 (1)	26 (1)	13 (1)
Jim Boeheim	33 (2)	20 (3)	5 (T-10)
Roy Williams	30 (3)	19 (4)	9 (4)
Bob Knight	28 (T-4)	15 (8)	5 (T-10)
Lute Olson	28 (T-4)	13 (T-12)	5 (T-10)
Tom Izzo	28 (T-4)	16 (T-5)	8 (5)
Dean Smith	27 (T-7)	21 (2)	11 (3)
Bill Self	27 (T-7)	14 (T-9)	4 (T-14*)
Mark Few	27 (T-7)	13 (T-12)	2 (-)
JOHN CALIPARI	25 (10)	16 (T-5)	6 (T-7)
Rick Pitino	24 (11)	13 (T-12)	7 (6)
Denny Crum	23 (12)	16 (T-5)	6 (T-7)
Jim Calhoun	22 (13)	12 (13)	4 (T-14*)
Adolph Rupp	20 (14)	14 (T-15)	6 (T-7)
John Wooden	16 (15)	14 (T-15)	12 (2)
Guy Lewis	14 (-)	10 (-)	5 (T-10)

* - tied with 7 others

MOST NCAA D-I ON-COURT WINS

MOST 20-WIN SEASONS

Coach	Wins
1. Jim Boeheim	38
2. Mike Krzyzewski	37
3. JOHN CALIPARI	31
4. Rick Pitino	30
Dean Smith	30
6. Bill Self	29
Roy Williams	29
8. Bob Huggins	28
Lute Olson	28

MOST 30-WIN SEASONS

Coach	Wins
1. Mike Krzyzewski	16
2. Roy Williams	12
3. JOHN CALIPARI	11
Bill Self	11
5. Rick Pitino	9

NBA DRAFT PICKS

MOST PLAYERS DRAFTED

Coach	Players
1. Mike Krzyzewski	74
2. Dean Smith	65
3. JOHN CALIPARI	62
4. Adolph Rupp	46
Jim Boeheim	46

MOST NBA 1st & 2nd ROUND PICKS

Coach	Players
1. Mike Krzyzewski	66
2. JOHN CALIPARI	62
3. Roy Williams	32
4. Dean Smith	25
5. Jim Boeheim	23
6. Bill Self	20

MOST NBA 1st ROUND PICKS

Coach	Players
1. Mike Krzyzewski	46
2. JOHN CALIPARI	43
3. Roy Williams	42
4. Jim Boeheim	38
5. Bill Self	35
6. Dean Smith	30
Bob Knight	30

MOST NBA LOTTERY PICKS

Coach	Players
1. JOHN CALIPARI	29
Mike Krzyzewski	29
3. Roy Williams	17

MOST CONSECUTIVE YEARS WITH AN NBA PICK

Coach	Years	Span
1. Dean Smith	23	1965-87
2. JOHN CALIPARI	18*	2008-25
3. Mike Krzyzewski	12	2011-22
4. John Wooden	11	1964-74
5. Bill Self	9	2010-18
6. Jim Boeheim	8	1986-93

* - active streak also, **THE ONLY COACH** ever to have a streak of 18 straight years with a played taken in the 1st or 2nd round

COACHES TO WIN 150+ GMS AT 3 D-I SCHOOLS

Coach	Schools
1. JOHN CALIPARI	193 @ UMass 252 @ Memphis 410 @ Kentucky
2. Cliff Ellis	171 @ South Alabama 177 @ Clemson 186 @ Auburn 297 @ Coastal Carolina 170 @ Bowling Green 273 @ George Mason 274 @ Miami (Fla.)
3. Jim Larrañaga	

MOST NCAA D-I ON-COURT WINS IN A SEASON

John Calipari and Mike Krzyzewski are the only two coaches to have won at least 35 games in a season on five separate occasions.

Coach	Wins	Team	Year	Record
1. JOHN CALIPARI	38	KENTUCKY	2014-15	38-1
JOHN CALIPARI	38	KENTUCKY	2011-12	38-2
JOHN CALIPARI	38	MEMPHIS	2007-08	38-2
4. Dan Hurley	37	UConn	2023-24	37-3
Mark Few	37	Gonzaga	2016-17	37-2
Bill Self	37	Kansas	2007-08	37-3
Bruce Weber	37	Illinois	2004-05	37-2
Mike Krzyzewski	37	Duke	1998-99	37-2
Jerry Tarkanian	37	UNLV	1986-87	37-2
Mike Krzyzewski	37	Duke	1985-86	37-3
11. Todd Golden	36	Florida	2024-25	36-4
Jay Wright	36	Villanova	2017-18	36-4
Bo Ryan	36	Wisconsin	2014-15	36-4
Billy Donovan	36	Florida	2013-14	36-3
Roy Williams	36	North Carolina	2007-08	36-3
Adolph Rupp	36	Kentucky	1947-48	36-3
Schubert Dyche	36	Montana State	1928-29	36-2
Ott Romney	36	Montana State	1927-28	36-2
19. Kelvin Sampson	35	Houston	2024-25	35-5
Jon Scheyer	35	Duke	2024-25	35-4
Dusty May	35	FAU	2022-23	35-4
Tony Bennett	35	Virginia	2018-19	35-3
Jay Wright	35	Villanova	2015-16	35-5
Mark Few	35	Gonzaga	2014-15	35-3
Mike Krzyzewski	35	Duke	2014-15	35-4
Gregg Marshall	35	Wichita State	2013-14	35-1
Rick Pitino	35	Louisville	2012-13	35-5
Bill Self	35	Kansas	2010-11	35-3
JOHN CALIPARI	35	KENTUCKY	2009-10	35-3
Mike Krzyzewski	35	Duke	2009-10	35-5
Ben Howland	35	UCLA	2007-08	35-4
Billy Donovan	35	Florida	2006-07	35-5
Thad Matta	35	Ohio State	2006-07	35-4
Mike Krzyzewski	35	Duke	2000-01	35-4
Tubby Smith	35	Kentucky	1997-98	35-4
Roy Williams	35	Kansas	1997-98	35-4
Rick Pitino	35	Kentucky	1996-97	35-5
JOHN CALIPARI	35	UMASS	1995-96	35-2
Jerry Tarkanian	35	UNLV	1989-90	35-5
Lute Olson	35	Arizona	1987-88	35-3
Billy Tubbs	35	Oklahoma	1987-88	35-4
Larry Brown	35	Kansas	1985-86	35-4
John Thompson	35	Georgetown	1984-85	35-3

Active Coaches Wins as AP Top-Ranked Coach

Thru 03/16/26

Coach (Schools)	Records
1. JOHN CALIPARI (UMass, UM, UK)	110-13
2. Mark Few (Gonzaga)	68-8
3. Bill Self (Kansas)	60-13
4. Matt Painter (Purdue) • 4-1 in 2025-26	23-7
5. Thad Matta (Ohio State, Butler)	22-3
6. Kelvin Sampson (Houston) • 2-0 in 2025-26	19-4
7. Rick Barnes (Texas, Tennessee)	16-4
Scott Drew (Baylor)	16-4
Tommy Lloyd (Arizona) • 15-2 in 2025-26	16-2
Dan Hurley (UConn)	16-1
11. Tom Izzo (Michigan State)	15-5
12. Jon Scheyer (Duke) • 7-0 in 2025-26	14-1

COACHES WITH THE MOST WINS OVER AP #1

Coach	Wins
1. Roy Williams (5 North Carolina, 3 Kansas)	8
2. Mike Krzyzewski (7 Duke)	7
Gary Williams (6 Maryland, 1 Ohio St.)	7
4. JOHN CALIPARI (3 UMass, 3 Kentucky)	6
Digger Phelps (6 Notre Dame)	6
Dean Smith (6 North Carolina)	6

MOST POINTS BY..

CAL'S COLLEGE TEAMS			(52 gms)	51-1
PTS	TEAM	OPPONENT	DATE	RESULT
118	Kentucky	Marshall	11/24/23	W, 118-82
117	Kentucky	Alabama	02/24/24	W, 117-95
115	Arkansas	AT ALABAMA	02/18/26 (20T)	L, 115-117
115	Arkansas	JACKSON STATE	11/21/25	W, 115-61
115	Kentucky	vs Arizona State (Atlanta)	11/28/16	W, 115-69
112	Memphis	Howard	01/03/01	W, 112-42
111	Kentucky	Arkansas	03/02/24	W, 111-102
111	Kentucky	Tennessee-Martin	11/25/16	W, 111-76
111	Memphis	Jackson State	11/16/06	W, 111-69
111	Memphis	Eastern Kentucky	12/01/01	W, 111-74
110	Kentucky	Auburn	02/21/15	W, 110-75
109	Arkansas	SOUTHERN	11/03/25	W, 109-77
109	Arkansas	MARYLAND EASTERN SHORE	11/25/24	W, 109-35
109	Kentucky	at Vanderbilt	02/06/24	W, 109-77
109	Memphis	Austin Peay	02/22/01	W, 109-68
108	Arkansas	SOUTH CAROLINA	01/14/26	W, 108-74
108	Arkansas	QUEENS (NC)	12/16/25	W, 108-80
108	Kentucky	Marist	11/11/11	W, 108-58
108	Memphis	Lamar	01/03/09	W, 108-75
108	Memphis	Lamar	11/28/05	W, 108-83
107	Kentucky	Tennessee	01/15/22	W, 107-79
107	Kentucky	UIC	11/26/17	W, 107-73
106	Kentucky	South Carolina State	11/17/22	W, 106-63
106	UMass	vs Rutgers (A-10)	03/08/92	W, 106-94
105	Arkansas	TEXAS	03/04/26	W, 105-85
105	Kentucky	Georgia	01/20/24	W, 105-96
105	Kentucky	Texas-Arlington	11/19/13	W, 105-76
105	Memphis	at Tulane	02/18/06	W, 105-65
105	UMass	Rutgers	01/28/89	W, 105-89
104	Kentucky	Long Island	11/23/12	W, 104-75
104	Kentucky	Hartford	12/29/09	W, 104-61
104	Memphis	Austin Peay	11/27/07	W, 104-82
104	UMass	vs Arkansas (Tipoff Classic)	11/25/94	W, 104-80
104	UMass	St. Bonaventure	02/22/92	W, 104-67
103	Arkansas	JAMES MADISON	12/29/25	W, 103-74
103	Kentucky	vs. North Carolina (Brooklyn)	12/17/16	W, 103-100
103	Memphis	Tulane	02/12/05	W, 103-71
103	UMass	at Dugesne	11/25/64	W, 103-53
102	Kentucky	vs Indiana (NCAA)	03/23/12	W, 102-90
102	Kentucky	Sam Houston	11/19/09	W, 102-92
102	Memphis	Siena	01/03/08	W, 102-58
102	Memphis	Tennessee-Martin	11/05/07	W, 102-71
102	Memphis	Savannah State	11/11/04	W, 102-40
102	Memphis	UAB	01/23/02	W, 102-81
101	Kentucky	Stonehill	11/17/23	W, 101-67
101	Kentucky	Cleveland State	11/23/16	W, 101-70
101	Kentucky	Lafayette	11/16/12	W, 101-49
101	Kentucky	Arkansas	01/23/10	W, 101-70
101	Kentucky	Robert Morris	11/12/21	W, 100-60
100	Kentucky	Texas A&M	01/03/17	W, 100-58
100	Kentucky	vs ETSU (NCAA)	03/18/10	W, 100-71
100	Memphis	Marist	12/02/08	W, 100-61
100	Memphis	at South Florida	02/07/01	W, 100-89

CAL'S COLLEGE OPPONENTS			(14 gms)	2-12
PTS	TEAM	OPPONENT	DATE	RESULT
118	Kentucky	vs Duke	11/06/18	L, 84-118
115	Arkansas	at Alabama	02/18/26 (20T)	L, 115-117
111	Arkansas	at Florida	02/28/26	L, 111-77
109	UMass	at Penn State	01/05/89	L, 79-109
105	UMass	at Duquesne	02/18/89	L, 74-105
104	UMass	at UConn	01/30/89	L, 75-104
103	Kentucky	Tennessee	02/03/24	L, 92-103
103	UMass	at Rutgers	02/24/91	L, 96-103
103	UMass	at George Washington	01/21/89	L, 77-103
102	Kentucky	Arkansas	03/02/24	W, 111-102
102	Memphis	vs Missouri	03/26/09	L, 91-102
101	UMass	at George Washington	02/15/90	L, 95-101
100	Kentucky	vs North Carolina	12/17/16	W, 103-100
100	UMass	at Rhode Island	02/09/89	L, 76-100

FEWEST POINTS BY....

CAL'S COLLEGE TEAMS				
PTS	TEAM	OPPONENT	DATE	RESULT
44	Memphis	Louisville	02/26/05	L, 44-53
44	UMass	at Temple	01/09/93	L, 44-52
45	Memphis	vs UCLA	03/25/06	L, 45-50
46	Memphis	at UAB	02/08/02	L, 46-64
48	Kentucky	vs Vanderbilt	03/15/13	L, 48-64
50	Kentucky	at Notre Dame	11/29/12	L, 50-64
50	UMass	at Maryland	12/02/95	W, 50-47

CAL'S COLLEGE OPPONENTS				
PTS	TEAM	OPPONENT	DATE	RESULT
28	Kentucky	Montana State	11/23/14	W, 86-28
35	Arkansas	MARYLAND EASTERN SHORE	11/25/24	W, 109-35
35	UMass	at Temple	01/01/96	W, 59-35
37	Kentucky	Missouri	01/13/15	W, 86-37
37	Memphis	Tulsa	02/11/09	W, 63-37
38	Kentucky	Providence	11/30/14	W, 58-38
39	Kentucky	vs West Virginia	03/26/15	W, 78-39
39	Memphis	Tulsa	03/14/09	W, 64-39

ARKANSAS PLAYER GAME HIGHS • CAL ERA:

MOST POINTS:

49	Darius Acuff Jr. at Alabama 02/18/26
37	Darius Acuff Jr. vs Oklahoma 03/13/26
31	Darius Acuff Jr. vs Auburn 02/14/26
31	Darius Acuff Jr. vs LSU 01/25/26
30	Darius Acuff Jr. vs Vanderbilt 03/15/26
30	Meleek Thomas at Missouri 03/08/26
30	Johnell Davis vs Texas Tech 03/27/25
25	Trevon Brazile vs Southern 11/02/25
29	Darius Acuff Jr. vs Tennessee 01/03/26
29	Darius Acuff Jr. at Alabama 02/18/26
29	Darius Acuff Jr. vs Oklahoma 03/14/26
30	Johnell Davis vs Texas Tech 03/27/25
30	Johnell Davis vs LSU 01/25 and vs AUB 2/14
49	Darius Acuff Jr. at Alabama 02/18/26
39	Darius Acuff Jr. vs Oklahoma 03/13/26
49	Darius Acuff Jr. at #25 Alabama 02/18/26
49	Darius Acuff Jr. at Alabama 02/18/26
27	Zvonimir Ivicic vs Alabama 02/08/25
26	(2x), Adou Thiero vs Illinois and UTSA
28	Trevon Brazile vs Texas 03/04/26
30	Johnell Davis vs Texas Tech 03/27/25

MOST POINTS IN AN SEC GAME:

49	Darius Acuff Jr. at Alabama 02/18/26
31	Darius Acuff Jr. vs Auburn 02/14/26
31	Darius Acuff Jr. vs LSU 01/25/26
30	Meleek Thomas at Missouri 03/08/26

MOST POINTS IN A HALF:

24	Darius Acuff Jr. (2nd) vs LSU 01/25/26
22	Darius Acuff Jr. (1st) at Alabama 02/18/26
21	Darius Acuff Jr. (1st) vs Oklahoma 03/13/26
23	Boogie Fland (2nd) vs Oakland 12/30/24
20	Darius Acuff Jr. (2nd) vs Auburn 02/14/26
20	Darius Acuff Jr. (2nd) at Ole Miss 01/07/26
20	Darius Acuff Jr. (1st) vs Southern 11/02/25

MOST POINTS OFF THE BENCH:

28	Meleek Thomas vs James Madison 12/29/25
26	Meleek Thomas vs Winthrop 11/18/25
21	Meleek Thomas vs South Carolina 01/14/26
21	Malique Ewin vs Jackson State 11/21/25
21	Meleek Thomas vs Southern 11/02/25
21	Jonas Aidoo vs Mississippi State 03/08/22
21	Karter Knox vs UMES 11/25/24

MOST FIELD GOALS MADE:

16	(16-27) Darius Acuff Jr. at Alabama 02/18/26
13	(13-19) Darius Acuff Jr. vs LSU 01/25/26
13	(13-22) Darius Acuff Jr. at LSU 02/10/26
11	(11-21) Darius Acuff Jr. vs Oklahoma 03/13/26

BEST FIELD GOAL PERCENTAGE:

6-9 FGA	1.000 (6-6) D.J. Wagner vs Jackson St 11/21/25
	1.000 (6-6) Jonas Aidoo vs UCA 12/14/24
	.889 (8-9) Meleek Thomas vs S. Caro 01/14/26
	.889 (8-9) Malique Ewin vs Jackson St 11/21/25
10-15 FGA	.818 (9-11) Trevon Brazile vs Queens 12/16/25
	.800 (8-10) Malique Ewin vs S. Caro 01/14/26
	.800 (8-10) Adou Thiero vs UTSA 12/07/24
16-20 FGA	.563 (9-16) Boogie Fland vs Oakland 12/30/24
	.556 (10-18) Zvonimir Ivicic vs Alabama 02/08/25
20 PLUS FGA	.684 (13-19) Darius Acuff Jr. vs LSU 01/25/26
	.593 (16-27) Darius Acuff Jr. at Bama 02/18/26
	.590 (13-22) Darius Acuff Jr. at LSU 02/10/26

MOST 3-POINTERS MADE:

7	(7-10) Darius Acuff Jr. vs Auburn 02/14/26
6	(6-10) Darius Acuff Jr. at Alabama 02/18/26
6	(6-8) Meleek Thomas at Alabama 02/18/26
6	(6-10) Meleek Thomas vs James Madison 12/29/25
6	(6-7) Zvonimir Ivicic vs Troy 11/13/24

BEST 3-POINT PERCENTAGE:

MIN 5 3PTA	1.000 (5-5) Meleek Thomas vs S. Caro 01/14/26
	.833 (5-6) Meleek Thomas at MIZ 03/07/26
	.857 (6-7) Zvonimir Ivicic vs Troy 11/13/24
	.750 (6-8) Meleek Thomas at Bama 02/18/26
	.714 (5-7) Trevon Brazile vs Queens 12/16/25
10 PLUS 3PTA	.700 (7-10) Darius Acuff Jr. vs Auburn 02/14/26
	.600 (6-10) Darius Acuff Jr. at Bama 02/18/26
	.600 (6-10) Meleek Thomas vs JMU 12/29/25

MOST FRRE THROWS MADE:

12	(12-21) Adou Thiero vs Illinois 11/28/24
11	(11-13) Darius Acuff Jr. vs Missouri 02/21/26
11	(11-12) Darius Acuff Jr. at Alabama 02/18/26
11	(11-12) Darius Acuff Jr. at Ole Miss 01/07/26
11	(11-11) Johnell Davis vs Texas Tech 03/27/25
11	(11-13) Karter Knox vs Georgia 01/23/25

MOST FREE THROWS ATTEMPTED:

21	(12-21) Adou Thiero vs Illinois 11/28/24
17	(10-17) Malique Ewin vs Houston 12/20/25
13	(11-13) Darius Acuff Jr. vs Missouri 02/21/26
13	(11-13) Karter Knox vs Georgia 01/23/25
13	(10-13) Adou Thiero vs UTSA 12/07/24

BEST FREE THROW PERCENTAGE:

AT LEAST 7 ATT	1.000 (8-8) Meleek Thomas vs Tennessee 1/03/26
	1.000 (7-7) D.J. Wagner vs Miss State 03/08/22
	1.000 (7-7) Zvonimir Ivicic vs Missouri 02/22/25
10-15 FTA	1.000 (11-11) Johnell Davis vs Texas Tech 03/27/25
	.916 (11-12) Darius Acuff Jr. at Bama 02/18/26
	.916 (11-12) Darius Acuff Jr. at Ole Miss 01/07/26
	.900 (9-10) Boogie Fland vs Little Rock 11/22/24
16 PLUS FTA	.588 (10-17) Malique Ewin vs Houston 12/20/25
	.571 (12-21) Adou Thiero vs Illinois 11/28/24

MOST REBOUNDS:

14	Trevon Brazile vs Vanderbilt 01/20/26
14	Trevon Brazile at Vanderbilt 03/04/25
13	Malique Ewin vs Ole Miss 03/14/26
12	Malique Ewin vs Hawai'i 03/19/26
12	Trevon Brazile at LSU 02/10/26
12	Malique Ewin at Auburn 01/10/26
12	Trevon Brazile vs Kansas 03/20/25
12	Zvonimir Ivicic at Texas 02/05/25
Season Opener:	11, Trevon Brazile vs Southern 11/02/25
SEC Opener:	7, Trevon Brazile & Karter Knox vs Tenn 01/03/26
SEC Game:	14 (2x), by Trevon Brazile vs Vandy 2025 and 2026
SEC Tourney:	13, Malique Ewin vs Ole Miss 03/14/26
NCAA Tourney:	12 (2x) LAST Malique Ewin vs Hawai'i 03/19/26
Bud Walton:	14, Trevon Brazile vs Vanderbilt 01/20/26
Road Game:	14, Trevon Brazile at Vanderbilt 03/04/25
Neutral Site:	13, Malique Ewin vs Ole Miss 03/14/26
Ranked Opp:	14, Trevon Brazile vs #15 Vanderbilt 01/20/26
Freshman:	9 (2x), LAST Billy Richmond III vs St. John's 03/22/25
Sophomore:	12, Zvonimir Ivicic at Texas 02/05/25
Junior:	14, Trevon Brazile at Vanderbilt 03/04/25
Senior:	14, Trevon Brazile vs Vanderbilt 01/20/26
5th-Yr SR/Grad:	13, Malique Ewin vs Ole Miss 03/14/26

MOST OFFENSIVE REBOUNDS:

9	Malique Ewin vs Ole Miss 03/14/26
7	Malique Ewin vs Louisville 12/03/25
6	Malique Ewin vs Hawai'i 03/19/26
6	Trevon Brazile vs Oklahoma 03/13/26
6	Nick Pringle vs S. Caro 01/14/26
6	Trevon Brazile vs Ole Miss 03/13/25
6	Jonas Aidoo vs Mississippi State 03/08/22

MOST DEFENSIVE REBOUNDS:

14	Trevon Brazile vs Vanderbilt 01/20/26
12	Zvonimir Ivicic at Texas 02/05/25
11	Trevon Brazile at LSU 02/10/26
11	Trevon Brazile vs Mississippi State 03/08/22
10	Trevon Brazile at Vanderbilt 03/04/25

MOST ASSISTS:

13	Darius Acuff Jr. vs Texas 03/04/26
13	Darius Acuff Jr. vs S. Caro 01/14/26
11	Darius Acuff Jr. vs Vanderbilt 03/15/26
11	Boogie Fland vs NC A&T 12/21/24
10	Darius Acuff Jr. at Oklahoma 01/27/26
1	

MOST POINTS-REBOUNDS-ASSISTS:

59	(59-5-5)	Darius Acuff Jr. at Alabama 02/18/26
47	(39-5-5)	Darius Acuff Jr. vs Oklahoma 03/13/26
44	(30-11-3)	Darius Acuff Jr. vs Vanderbilt 03/15/26
44	(28-13-3)	Darius Acuff Jr. at Alabama 02/18/26
40	(31-2-7)	Darius Acuff Jr. vs Auburn 02/14/26
39	(29-5-5)	Meleek Thomas vs Ole Miss 03/14/26
39	(30-7-2)	Meleek Thomas at Missouri 03/07/26
39	(31-2-6)	Darius Acuff Jr. vs LSU 01/25/26
39	(27-5-7)	Darius Acuff Jr. vs Houston 12/20/25
39	(26-10-3)	Adou Thiero vs UTSA 12/07/24

MOST STEALS:

6	Adou Thiero vs Little Rock 11/22/24
5	Boogie Fland vs UCA 12/14/24
4	14x MOST RECENT

Trevon Brazile at LSU 02/10/26

Trevon Brazile vs Vanderbilt 01/20/26

Darius Acuff Jr. at Georgia 01/17/26

Meleek Thomas vs S. Caro 01/14/26

Trevon Brazile vs Fresno State 12/06/25

Season Opener:	3 (2x), LAST Meleek Thomas vs Southern 11/02/25
SEC Opener:	3 (2x), LAST Meleek Thomas vs Tennessee 01/03/26
SEC Game:	4 (6x), LAST Trevon Brazile at LSU 02/10/26
SEC Tourney:	4 (2x), LAST Johnell Davis vs Ole Miss 03/13/25
NCAA Tourney:	3 (2x) Aidoo and Fland vs Kansas 03/20/25
Bud Walton:	6, Adou Thiero vs Little Rock 11/22/24
Road Game:	4 (3x), LAST Trevon Brazile at LSU 02/10/26
Neutral Site:	5, Boogie Fland vs UCA 12/14/24
Ranked Opp:	4 (3x), LAST Trevon Brazile vs #15 Vandy 01/20/26
Freshman:	5, Boogie Fland vs UCA 12/14/24
Sophomore:	4, D.J. Wagner vs Troy 11/13/24
Junior:	6, Adou Thiero vs Little Rock 11/22/24
Senior:	4 (3x), LAST Trevon Brazile at LSU 02/10/26
5th-Yr SR/Grad:	4 (4x), LAST Johnell Davis vs Ole Miss 03/13/25

MOST BLOCKED SHOTS:

6	Trevon Brazile vs Oakland 12/30/24
5	Trevon Brazile at LSU 02/10/26
5	Trevon Brazile vs UCA 12/14/24
5	Zvonimir Ivisic vs Troy 11/13/24

Season Opener:	3, Zvonimir Ivisic vs Lipscomb 11/06/24
SEC Opener:	4, Malique Ewin vs Tennessee 01/03/26
SEC Game:	5, Trevon Brazile at LSU 02/10/26
SEC Tourney:	3, Trevon Brazile vs Vanderbilt 03/15/26
NCAA Tourney:	4, Karter Knox vs St. John's 03/22/25
Bud Walton:	6, Trevon Brazile vs Oakland 12/30/24
Road Game:	5, Trevon Brazile at LSU 02/10/26
Neutral Site:	5, Trevon Brazile vs UCA 12/14/24
Ranked Opp:	4 (2x), LAST Malique Ewin vs Tennessee 01/03/26
Freshman:	4, Karter Knox vs St. John's 03/22/25
Sophomore:	5, Zvonimir Ivisic vs Troy 11/13/24
Junior:	6, Trevon Brazile vs Oakland 12/30/24
Senior:	5, Trevon Brazile at LSU 02/10/26
5th-Yr SR/Grad:	1 (5x), LAST Johnell Davis vs Kansas 03/20/25

MOST MINUTES:

50:00	2OT	Darius Acuff Jr. at Alabama 02/18/26
46:37	2OT	Trevon Brazile at Alabama 02/18/26
45:00	OT	Meleek Thomas vs Ole Miss 03/14/26
40:34	OT	Karter Knox vs Texas 02/26/25
41:00	OT	Billy Richmond III vs Ole Miss 03/14/26
40:00		Meleek Thomas at Miss State 02/07/26
40:00		Trevon Brazile at Miss State 02/07/26
40:00		D.J. Wagner vs Kansas 03/20/25
Season Opener:	36:15	Johnell Davis vs Lipscomb 11/06/24
SEC Opener:	36:27	D.J. Wagner at Tennessee 01/04/25
SEC Game:	50:00 (2OT),	Darius Acuff Jr. at Alabama 02/18/26
	45:00 (OT),	Thomas & Wagner at MIZ 03/07/26
	40:00,	M. Thomas and T. Brazile at Miss St 02/07/26
SEC Tourney:	38:34	D.J. Wagner vs Ole Miss 03/13/25
NCAA Tourney:	40:00	D.J. Wagner vs Kansas 03/20/25
Bud Walton:	40:34 (OT),	Karter Knox vs Texas 02/26/25
	38:49	D.J. Wagner vs Ole Miss 01/08/25
Road Game:	50:00 (2OT),	Darius Acuff Jr. at Alabama 02/18/26
	45:00 (OT),	Thomas & Wagner at MIZ 03/07/26
	40:00,	Thomas and Brazile at Miss St 02/07/26
Neutral Site:	39:01	Boogie Fland vs Baylor 11/09/24
Ranked Opp:	50:00 (2OT),	Darius Acuff Jr. at #25 Bama 02/18/26
	39:01	Boogie Fland vs #8 Baylor 11/09/24
Freshman:	50:00 (2OT),	Darius Acuff Jr. at Alabama 02/18/26
	40:00,	Meleek Thomas at Miss State 02/07/26
Sophomore:	40:00	D.J. Wagner vs Kansas 03/20/25
Junior:	39:44 (OT),	Trevon Brazile vs Texas 02/26/25
	37:41	Adou Thiero at Miami 12/03/24
Senior:	46:36 (2OT),	Trevon Brazile at Alabama 02/18/26
	40:00,	Trevon Brazile at Miss State 02/07/26
5th-Yr SR/Grad:	39:25	Johnell Davis at Texas 02/05/25

ARKANSAS TEAM HIGHS/LOWS • CAL ERA:**MOST POINTS:**

115	2OT	at Alabama 02/18/26	2OT	L, 115-117
115		vs Jackson St 11/21/25		W, 115-61
109		vs Southern 11/02/25		W, 109-77
109		vs UMES 11/25/24		W, 109-35
108		vs Queens 12/16/25		W, 108-80
105		vs Texas 03/04/26		W, 105-85
103		vs James Madison 12/29/25		W, 103-74

FEWEST POINTS:

52		at Tennessee 01/04/25		L, 52-76
53		at South Carolina 03/01/25		L, 53-72
60		at Auburn 02/19/25		L, 60-67
61		at Texas A&M 02/15/25		L, 61-69

LARGEST MARGIN OF VICTORY:

74		vs UMES 11/25/24		W, 109-35
64		vs Jackson St 11/21/25		W, 115-61
37		vs UCA 11/11/25		W, 93-56
34		vs South Carolina 01/14/26		W, 108-74
32		vs Southern 11/02/25		W, 109-77

SEC - LARGEST MARGIN OF VICTORY:

34		vs South Carolina 01/14/26		W, 108-74
29		at LSU 02/10/26		W, 91-62
25		vs Vanderbilt 01/20/26		W, 93-68
20		vs Texas 03/04/26		W, 105-85
20		at Miss State 01/03/26		W, 88-68

LARGEST MARGIN OF VICTORY @ BWA:

74		vs UMES 11/25/24		W, 109-35
64		vs Jackson St 11/21/25		W, 115-61
37		vs UCA 11/11/25		W, 93-56
34		vs South Carolina 01/14/26		W, 108-74
32		vs Southern 11/02/25		W, 109-77

SEC - LARGEST MARGIN OF VICTORY @ BWA:

34		vs South Carolina 01/14/26		W, 108-74
25		vs Vanderbilt 01/20/26		W, 93-68
20		vs Texas 03/04/26		W, 105-85
15		vs Texas A&M 02/25/26		W, 99-84

LARGEST MARGIN IN ROAD VICTORY:

29		at LSU 02/10/26		W, 91-62
20		at Miss State 01/03/26		W, 88-68
13		at Vanderbilt 03/04/25		W, 90-77
10		at Kentucky 02/01/25		W, 89-79

SEC - LARGEST MARGIN IN ROAD VICTORY:

29		at LSU 02/10/26		W, 91-62
20		at Miss State 01/03/26		W, 88-68
13		at Vanderbilt 03/04/25		W, 90-77
10		at Kentucky 02/01/25		W, 89-79

LARGEST MARGIN IN NEUTRAL SITE VICTORY:

25	NLR	vs UCA 12/14/24		W, 82-57
24	NLR	vs Fresno State 12/06/25		W, 82-58

LARGEST MARGIN OF VICTORY SEC TOURNEY:

11		vs Vanderbilt 03/15/26		W, 86-75
4		vs South Carolina 03/12/25		W, 72-68

LARGEST MARGIN OF VICTORY NCAA TOURNEY:

19		vs Hawai'i 03/19/26		W, 97-78
9		vs St. John's 03/22/25		W, 75-66

LARGEST MARGIN OF DEFEAT:

34		at Florida 02/28/26		L, 77-111
24		at Tennessee 01/04/25		L, 52-76
22		at Auburn 01/10/26		L, 73-95

SEC - LARGEST MARGIN OF DEFEAT:

34		at Florida 02/28/26		L, 77-111
24		at Tennessee 01/04/25		L, 52-76
22		at Auburn 01/10/26		L, 73-95

LARGEST MARGIN OF DEFEAT @ BWA:

8		vs Kentucky		L, 77-85
8		vs Florida 01/11/25		L, 63-71
7		vs Ole Miss 01/08/25		L, 66-73

SEC - LARGEST MARGIN OF DEFEAT @ BWA:

8		vs Kentucky		L, 77-85
8		vs Florida 01/11/25		L, 63-71
7		vs Ole Miss 01/08/25		L, 66-73

LARGEST MARGIN OF DEFEAT IN ROAD GAME:

34		at Florida 02/28/26		L, 77-111
24		at Tennessee 01/04/25		L, 52-76
22		at Auburn 01/10/26		L, 73-95

SEC - LARGEST MARGIN OF DEFEAT IN ROAD GM:

34		at Florida 02/28/26		L, 77-111
24		at Tennessee 01/04/25		L, 52-76
22		at Auburn 01/10/26		L, 73-95

LARGEST MARGIN OF DEFEAT NEUTRAL SITE:

13		vs Illinois 11/28/24		L, 77-90
9		vs Houston 12/20/25		L, 85-94
9		vs Duke 11/27/25		L, 71-80
5		vs Baylor 11/09/24		L, 67-72

LARGEST MARGIN OF DEFEAT SEC TOURNEY:

3		vs Ole Miss 03/13/25		L, 80-83
---	--	----------------------	--	----------

LARGEST MARGIN OF DEFEAT NCAA TOURNEY:

2		vs Texas Tech 03/27/25		L, 85-83
---	--	------------------------	--	----------

MOST FIELD GOALS MADE:

43	(43-87)	at Alabama 02/18/26 - 2OT
43	(43-73)	vs South Carolina 01/15/26
40	(40-72)	vs UMES 11/25/24

MOST FIELD GOALS ATTEMPTED:

87	(43-87)	at Alabama 02/18/26 - 2OT
74	(37-74)	vs NC A&T 12/21/24
73	(43-73)	vs South Carolina 01/15/26
73	(37-73)	vs Southern 11/03/25
72	(39-72)	vs Hawai'i 03/19/26
72	(29-72)	at Georgia 01/17/26
72	(40-72)	vs UMES 11/25/24

BEST FIELD GOAL PERCENTAGE:

30-49	FGA	--		
50-59	FGA	.603 (35-58)	vs Oakland 12/30/24	
		.600 (33-55)	vs UCA 12/14/24	
		.596 (31-52)	vs Pacific 11/18/24	
60-69	FGA	.639 (39-61)	vs Jackson St 11/21/25	
		.583 (35-60)	vs Texas 03/04/25	
		.578 (37-64)	vs Vanderbilt 01/20/26	
70 PLUS	FGA	.589 (43-73)	vs South Carolina 01/15/26	
		.556 (40-72)	vs UMES 11/25/24	
		.542 (39-72)	vs Hawai'i 03/19/26	

FEWEST FIELD GOALS MADE:

15	(15-52)	at South Carolina 03/01/25
18	(18-58)	vs Georgia 01/23/25
18	(18-60)	vs Florida 01/11/25

FEWEST FIELD GOALS ATTEMPTED:

48	(20-48)	at Texas A&M 02/15/25
50	(22-50)	at Texas 02/05/25
52	(15-52)	at South Carolina 03/01/25
52	(31-52)	vs Pacific 11/18/24

WORST FIELD GOAL PERCENTAGE:

288	(15-52)	at South Carolina 03/01/25
300	(18-60)	vs Florida 01/11/25
310	(18-58)	vs Georgia 01/23/25
370	(20-54)	vs Oklahoma 01/25/25

MOST 3-POINTERS MADE:

15	(15-24)	vs Vanderbilt 03/15/26
15	(15-28)	vs James Madison 12/29/25
14	(14-28)	vs Queens 12/16/25
14	(14-34)	vs UMES 11/25/24
13	(13-26)	at Alabama 02/18/26 - 2OT
13	(13-34)	vs UCA 11/11/25
13	(13-25)	at Kentucky 02/01/25

MOST 3-POINTERS ATTEMPTED:

34	(13-34)	vs UCA 11/11/25
34	(14-34)	vs UMES 11/25/24
30	(10-30)	vs Duke 11/27/25
28	(15-28)	vs James Madison 12/29/25
28	(14-28)	vs Queens 12/16/25
28	(7-28)	at Michigan State 11/08/25
28	(10-28)	vs Southern 11/03/25

BEST 3-POINT PERCENTAGE:		
10-19 3PTA	.579 (11-19) .529 (9-17)	vs Texas 03/04/26 vs Texas 02/26/25
	.526 (10-19) .500 (9-18)	vs Texas Tech 12/13/25 vs Jackson St 11/21/25
20-29 3PTA	.625 (15-24) .536 (15-28) .520 (13-25) .500 (13-26)	vs Vanderbilt 03/15/26 vs James Madison 12/28/25 at Kentucky 02/01/25 at Alabama 02/18/26 - 20T
30-PLUS 3PTA	.500 (14-28) .441 (15-34) .382 (13-34) .300 (10-30)	vs Queens 12/16/25 vs UMES 11/25/24 vs UCA 11/11/25 vs Duke 11/27/25

FEWEST 3-POINTERS MADE:		
2 (2-17)	at Oklahoma 01/27/26	
2 (2-19)	vs St. John's 03/22/25	
3 (3-12)	at LSU 02/10/26	
3 (3-14)	vs Kentucky 01/31/26	
3 (3-22)	at South Carolina 03/01/25	
3 (3-19)	at Auburn 02/19/25	
3 (3-23)	vs Georgia 01/23/25	
3 (3-16)	vs Florida 01/11/25	

FEWEST 3-POINTERS ATTEMPTED:		
12 (3-12)	at LSU 02/10/26	
12 (4-12)	vs LSU 02/12/25	
13 (4-13)	at Florida 02/28/26	
14 (3-14)	vs Kentucky 01/31/26	

WORST 3-POINT PERCENTAGE:		
.105 (2-19)	vs St. John's 03/22/25	
.111 (2-17)	at Oklahoma 01/27/26	
.130 (3-23)	vs Georgia 01/23/25	
.136 (3-22)	at South Carolina 03/01/25	
.158 (3-19)	at Auburn 02/19/25	

MOST FREE THROWS MADE:		
29 (29-33)	vs Texas A&M 02/25/26	
29 (29-33)	vs Tennessee 01/03/26	
29 (29-34)	vs Georgia 01/23/25	
28 (28-36)	vs Jackson St 11/21/25	
28 (28-37)	vs Missouri 02/22/25	

MOST FREE THROWS ATTEMPTED:		
37 (28-37)	vs Missouri 02/22/25	
36 (28-36)	vs Jackson St 11/21/25	
35 (21-35)	vs Houston 12/20/25	
35 (27-35)	vs Louisville 12/03/25	
35 (27-35)	at Texas 02/05/25	
35 (24-35)	vs Florida 01/11/25	

BEST FREE THROW PERCENTAGE:		
10-19 FTA	.938 (15-16) .882 (15-17) .857 (12-14)	vs South Carolina 03/12/25 vs Hawai'i 03/19/26 vs Oakland 12/30/24
20-29 FTA	.944 (25-28) .909 (20-22) .880 (22-25)	vs Southern 11/03/25 vs Winthrop 11/18/25 vs Missouri 02/21/26
30-PLUS FTA	.879 (29-33) .879 (29-33) .853 (29-34) .800 (24-30)	vs Texas A&M 02/25/26 vs Tennessee 01/03/26 vs Georgia 01/23/25 vs Texas 03/04/26

FEWEST FREE THROWS MADE:		
4 (4-8)	at Missouri 01/18/25	
4 (4-7)	vs Lipscomb 11/06/24	
5 (5-9)	at Miami 12/03/24	
6 (6-13)	at Tennessee 01/04/25	

FEWEST FREE THROWS ATTEMPTED:		
7 (4-7)	vs Lipscomb 11/06/24	
8 (4-8)	at Missouri 01/18/25	
9 (7-9)	vs UCA 12/14/24	
9 (5-9)	at Miami 12/03/24	

WORST FREE THROW PERCENTAGE:		
.389 (7-18)	vs LSU 01/24/26	
.462 (6-13)	at Tennessee 01/04/25	
.500 (4-8)	at Missouri 01/18/25	
.500 (7-14)	at Auburn 02/19/25	
.500 (7-14)	vs Troy 11/13/24	

MOST REBOUNDS:		
49	vs UCA 11/11/25	
49	vs UMES 11/25/24	
47	vs NC A&T 12/21/24	
46	vs Louisville 12/03/25	
45	vs Southern 11/03/25	
45	vs St. John's 03/22/25	

MOST OFFENSIVE REBOUNDS:		
18	vs Louisville 12/03/25	
18	vs Georgia 01/23/25	
17	at LSU 01/15/25	
16	vs Ole Miss 03/14/26	
16	at Georgia 01/17/26	
16	vs Texas Tech 12/13/25	
16	vs St. John's 03/22/25	

MOST DEFENSIVE REBOUNDS:		
41	vs UCA 11/11/25	
40	vs UMES 11/25/24	
36	vs Vanderbilt 03/15/26	
33	at Texas 02/05/25	
32	vs LSU 02/12/25	

FEWEST REBOUNDS:		
26	vs Kentucky 01/31/26	
28	vs LSU 01/24/26	
28	at Auburn 01/10/26	
28	vs Missouri 02/22/25	

FEWEST OFFENSIVE REBOUNDS:		
3	at Texas 02/05/25	
3	vs Pacific 11/18/24	
4	at Auburn 02/19/25	
4	at Kentucky 02/01/25	

FEWEST DEFENSIVE REBOUNDS:		
17	at Florida 02/28/26	
17	vs Kentucky 01/31/26	
19	vs Duke 11/27/25	
19	vs Alabama 02/08/25	
20 6x	3x in 2025-26 LAST vs LSU 01/24/26	

MOST ASSISTS:		
27	vs South Carolina 01/14/26	
26	vs Hawai'i 03/19/26	
26	vs Queens 12/16/25	
26	vs NC A&T 12/21/24	
25	vs Vanderbilt 01/20/26	

FEWEST ASSISTS:		
6	vs Georgia 01/23/25	
7	vs Tennessee 01/03/26	
8	at South Carolina 03/01/25	

MOST TURNOVERS:		
19	vs Little Rock 11/22/24	
18	at Georgia 01/17/26	
16	vs Missouri 02/22/25	
17	at Texas A&M 02/15/25	

FEWEST TURNOVERS:		
4	vs Kentucky 01/31/26	
4	vs South Carolina 01/14/26	
4	vs UMES 11/25/24	
5	vs Missouri 02/21/26	
5	vs Auburn 02/14/26	
6 (5x)	3x in 2025-26 LAST at Oklahoma 01/27/26	

MOST STEALS:		
16	vs Troy 11/13/24	
15	vs Little Rock 11/22/24	
14	vs Jackson St 11/21/25	
13	vs Queens 12/16/25	

FEWEST STEALS:		
2	vs Kentucky 01/31/26	
2	vs Mississippi State 03/08/22	
2	vs Ole Miss 01/08/25	
3	vs Houston 12/20/25	

MOST BLOCKED SHOTS:		
11	vs Troy 11/13/24	
10	vs Auburn 02/14/26	
10	at LSU 02/010/26	
10	vs Tennessee 01/03/26	
10	at Tennessee 01/04/25	
10	vs Oakland 12/30/24	

FEWEST BLOCKED SHOTS:		
1	at Florida 02/28/26	
1	vs Georgia 01/23/25	
2 (8x)	LAST at Ole Miss 01/07/26	

OPPONENT PLAYER GAME HIGHS • CAL ERA:

POINTS	39	Tre Johnson vs Texas 02/26/25	
	35	Labaron Philon at Alabama 02/18/26 - 20T	
	35	Cameron Boozier vs Duke 11/27/25	
	35	Collin Murray-Boyles at South Carolina 03/01/25	
	32	Mark Mitchell at Missouri 03/07/26 - 0T	
	30	Keyshawn Hall at Auburn 01/10/26	
	30	JT Toppin vs Texas Tech 12/13/25	
FG Made	16	Labaron Philon at Bama 02/18/26 - 20T (16-27)	
	14	JT Toppin vs Texas Tech 12/13/25 (14-22)	
	14	Tre Johnson vs Texas 02/26/25 (14-28)	
	13	Cameron Boozier vs Duke 11/27/25 (13-18)	
	12	Collin Murray-Boyles at South Caro 03/01/25 (12-16)	
FG ATT	28	Tre Johnson vs Texas 02/26/25 (14-28)	
	28	Ryan Forrest vs NC A&T 12/21/24 (9-28)	
	27	Labaron Philon at Bama 02/18/26 - 20T (16-27)	
	26	Darrion Williams vs Texas Tech 03/27/25 (8-26)	
	22	JT Toppin vs Texas Tech 12/13/25 (14-22)	
	22	Tre Johnson at Texas 02/05/25 (6-22)	
3PT Made	8	Nijel Pack at Oklahoma 01/27/26 (8-15)	
	7	Kareem Rozier vs Winthrop (7-10)	
	7	Tre Johnson vs Texas 02/26/25 (7-11)	
	6	Tomislav Ivusic vs Illinois 11/28/24 (6-9)	
	5	Tyler Nickel vs Vanderbilt 1/20/26 (5-11)	
	5	Chaz Lanier at Tennessee 01/04/25 (5-9)	
3PT ATT	8	Nijel Pack at Oklahoma 01/27/26 (8-15)	
	13	Mikel Brown Jr. vs Louisville 12/03/25 (3-13)	
	12	Ryan Conwell vs Louisville 12/03/25 (3-13)	
	11	Tyler Nickel vs Vanderbilt 1/20/26 (5-11)	
	11	Christian Anderson vs Texas Tech 12/13/25 (5-11)	
	11	Josh Hubbard vs Mississippi State 03/08/22 (3-11)	
	11	Tre Johnson vs Texas 02/26/25 (7-11)	
	11	Landon Gasper vs NC A&T 12/21/24 (2-11)	
FT Made	11	Collin Murray-Boyles at South Caro 03/01/25 (11-12)	
	10	Labaron Philon at Bama 02/18/26 - 20T (10-13)	
	10	Tre Johnson at Texas 02/05/25 (10-12)	
	10	Cam Carter at LSU 01/15/25 (10-10)	
FT ATT	16	Michael Jacobs vs Southern 11/03/25 (8-16)	
	12	Collin Murray-Boyles at South Carol 03/01/25 (11-12)	
	12	Tre Johnson at Texas 02/05/25 (10-12)	
	13	Labaron Philon at Bama 02/18/26 - 20T (10-13)	
REBOUNDS	18	Igor Milicic Jr. at Tennessee 01/04/25	
	16	Rueben Chinyelu at Florida 02/28/26	
	14	Wilson Jacques vs Fresno State 12/06/25	
	13	Aiden Sherrell at Alabama 02/18/26 - 20T	
	13	Johni Broom at Auburn 02/19/25	
	13	Arthur Kaluma Tre Johnson at Texas 02/05/25	
OFF REB	8	Zuby Ejiogor vs St. John's 03/22/25	
	7	JT Toppin vs Texas Tech 12/13/25	
	6	KeShawn Murphy vs Auburn 02/14/26	
	6	Mohamed Wague at Oklahoma 01/27/26	
	6	Aaron Scott vs St. John's 03/22/25	
	6	Igor Milicic Jr. at Tennessee 01/04/25	
DEF REB	12	Rueben Chinyelu at Florida 02/28/26	
	12	Igor Milicic Jr. at Tennessee 01/04/25	
	10	Arthur Kaluma at Texas 02/05/25	
	10	Daimion Collins at LSU 01/15/25	
	10	Tomislav Ivusic vs Illinois 11/28/24	
ASSISTS	11	Christian Anderson vs Texas Tech 12/13/25	
	9	Duke Miles vs Vanderbilt 03/15/26	
	9	Jeremy Fears Jr. at Michigan State 11/08/25	
	9	Wade Taylor IV at Texas A&M 02/15/25	
	9	Danny Wolf vs Michigan 12/10/24	
	8	Xzayvier Brown vs Oklahoma 03/13/26	
	8	Mark Mitchell vs Missouri 02/21/26	
	8	Caleb Foster vs Duke 11/27/25	
TURNOVERS	7	Lamar Washington vs Pacific 11/18/24	
	7	Marcus Rigby Jr. vs Troy 11/13/24	
	6	Delyle Williams vs Jackson St. 11/21/25	
	6	Mark Sears vs Alabama 02/08/25	
	6	Isaiah Lewis vs Little Rock 11/22/24	
	6	Victor Baldes vs Troy 11/13/24	
BLK SHOTS	7	Somto Cyril at Georgia 01/17/26	
	4	Daimion Collins at LSU 01/15/25	
	4	Mo Njie vs UTSA 12/07/24	
	3	5x LAST Mouhamed Dioubate vs UK (01/31/26)	
STEALS	4	Duke Miles vs Vanderbilt 03/15/26	
	4	Jeremiah Wilkinson at Georgia 01/17/26	
	4	Joseph Tugler vs Houston 12/20/25	
	4	Collin Murray-Boyles at South Carolina 03/01/25	
	4	Miles Kelly at Auburn 02/19/25	
	4	Zhuric Phelps at Texas A&M 02/15/25	
	4	Caleb Grill at Missouri 01/18/25	

OPPONENT TEAM HIGHS/LOWS • CAL ERA:

MOST POINTS:

117	20T	at Alabama 02/18/26	20T	L, 115-117
111		at Florida 02/28/26		L, 77-111
95		at Auburn 01/10/26		L, 73-95
94		vs Houston 12/20/25		L, 85-94
92		vs Mississippi State 03/08/22		W, 93-92

FEWEST POINTS:

35		vs UMES 11/25/24		W, 109-35
49		vs Troy 11/13/24		W, 65-49
56		vs UCA 11/11/25		W, 93-56
57		vs UCA 12/14/24		W, 82-57

MOST FIELD GOALS MADE:

40	(40-71)	at Alabama 02/18/26 - 20T
39	(39-69)	at Florida 02/28/26
35	(35-70)	vs Ole Miss 03/14/26 - OT
35	(35-69)	vs Texas Tech 12/13/25

MOST FIELD GOALS ATTEMPTED:

83	(34-83)	vs Texas Tech 03/27/25
75	(21-75)	vs St. John's 03/22/25
75	(27-75)	vs NC A&T 12/21/24
73	(32-73)	vs Mississippi State 03/08/22

BEST FIELD GOAL PERCENTAGE:

30-49 FGA	.435 (20-46)	vs Georgia 01/23/25
50-59 FGA	.576 (34-59)	vs Michigan 12/10/24
	.554 (31-56)	vs Missouri 02/21/26
	.536 (30-56)	vs Kentucky 01/31/26
60-69 FGA	.567 (34-60)	at Auburn 01/10/26
	.565 (39-69)	at Florida 02/28/26
	.548 (34-62)	vs Alabama 02/08/25
70-PLUS FGA	.563 (40-71)	at Alabama 02/18/26 - 20T
	.500 (35-70)	vs Ole Miss 03/14/26 - OT
	.438 (32-73)	vs Mississippi State 03/08/22

FEWEST FIELD GOALS MADE:

14	(14-61)	vs UMES 11/25/24
18	(18-54)	vs UCA 12/14/24
19	(19-67)	vs UCA 11/11/25
20	(20-46)	vs Georgia 01/23/25

FEWEST FIELD GOALS ATTEMPTED:

46	(20-46)	vs Georgia 01/23/25
50	(23-50)	vs Ole Miss 01/08/25
51	(21-51)	vs Oklahoma 01/25/25
53	(25-53)	at South Carolina 03/01/25

WORST FIELD GOAL PERCENTAGE:

.230	(14-61)	vs UMES 11/25/24
.280	(21-75)	vs St. John's 03/22/25
.284	(19-67)	vs UCA 11/11/25
.309	(21-68)	at LSU 02/10/26
.333	(18/54)	vs UCA 12/14/24

MOST 3-POINTERS MADE:

15	(15-31)	vs Winthrop 11/18/25
15	(15-31)	vs Illinois 11/28/24
13	(13-31)	vs Texas Tech 12/13/25
12	(12-33)	at Georgia 01/17/26
12	(12-32)	vs James Madison 12/29/25
12	(12-27)	vs Southern 11/03/25
12	(12-35)	vs Pacific 11/18/24
12	(12-32)	vs Mississippi State 03/08/25
12	(12-36)	vs Missouri 02/22/25

MOST 3-POINTERS ATTEMPTED:

41	(4-41)	vs UCA 11/11/25
37	(8-37)	vs Louisville 12/03/25
36	(12-36)	vs Missouri 02/22/25
35	(12-35)	vs Pacific 11/18/24

BEST 3-POINT PERCENTAGE:

10-19 3PTA	.471 (8-17)	vs Kansas 03/20/25
	.444 (8-18)	vs Michigan 12/10/24
	.462 (6-13)	vs Kentucky 01/31/26
20-29 3PTA	.478 (11-23)	at Missouri 01/18/25
	.455 (10-22)	at Auburn 01/10/26
	.444 (12-27)	vs Southern 11/03/25
30-PLUS 3PTA	.484 (15-31)	vs Winthrop 11/18/25
	.484 (15-31)	vs Illinois 11/28/24
	.415 (13-31)	vs Texas Tech 12/13/25

FEWEST 3-POINTERS MADE:

1	(1-14)	at Michigan State 11/28/25
2	(2-22)	vs St. John's 03/22/25
2	(2-17)	vs Oakland 12/30/24
3	(3-21)	at LSU 02/10/26
3	(3-15)	vs LSU 01/24/26
3	(3-19)	vs Troy 11/13/24
4	(4-26)	vs Fresno State 12/06/25
4	(4-41)	vs UCA 11/11/25
4	(4-24)	at Auburn 02/19/25
4	(4-22)	vs NC A&T 12/21/24
4	(4-26)	vs UMES 11/25/24

FEWEST 3-POINTERS ATTEMPTED:

13	(5-13)	vs Texas 03/04/26
13	(6-13)	vs Kentucky 01/31/26
13	(5-13)	vs Tennessee 01/03/26
14	(1-14)	at Michigan State 11/28/25
14	(5-14)	at South Carolina 03/01/25
14	(5-14)	vs Georgia 01/23/25

WORST 3-POINT PERCENTAGE:

.071	(1-14)	at Michigan State 11/28/25
.091	(2-22)	vs St. John's 03/22/25
.098	(4-41)	vs UCA 11/11/25
.111	(2-17)	vs Oakland 12/30/24
.143	(3-21)	at LSU 02/10/26
.154	(4-26)	vs Fresno State 12/06/25
.154	(4-26)	vs UMES 11/25/24

MOST FREE THROWS MADE:

27	(27-34)	at Alabama 02/18/26 - 20T
25	(25-32)	at Florida 02/28/26
26	(26-28)	at LSU 01/15/25
20	(20-27)	at Texas 02/05/25
20	(20-29)	vs Georgia 01/23/25

MOST FREE THROWS ATTEMPTED:

34	(27-34)	at Alabama 02/18/26 - 20T
32	(25-32)	at Florida 02/28/26
31	(22-31)	vs St. John's 03/22/25
30	(19-30)	vs Kentucky 01/31/26
29	(20-29)	vs Georgia 01/23/25

BEST FREE THROW PERCENTAGE:

10-19 FTA	1.000 (15-15)	vs Vanderbilt 03/15/26
	.923 (12-13)	vs Texas 02/26/25
	.923 (12-13)	vs Pacific 11/18/24
	.875 (14-16)	vs Kansas 03/20/25
20-29 FTA	.929 (26-28)	at LSU 01/15/25
	.880 (22-25)	vs LSU 01/24/26
	.810 (17-21)	at South Carolina 03/01/25
30 PLUS FTA	.794 (27-34)	at Alabama 02/18/26 - 20T
	.781 (25-32)	at Florida 02/28/26
	.710 (22-31)	vs St. John's 03/22/25

FEWEST FREE THROWS MADE:

3	(3-10)	vs Texas Tech 12/13/25
3	(3-6)	vs LSU 02/12/25
3	(3-8)	vs UMES 11/25/24
4	(4-6)	vs Winthrop 11/18/25
4	(4-7)	vs Troy 11/13/24

FEWEST FREE THROWS ATTEMPTED:

5	(5-5)	vs UTSA 12/07/24
6	(4-6)	vs Winthrop 11/18/25
6	(3-6)	vs LSU 02/12/25
7	(4-7)	vs Troy 11/13/24
8	(6-8)	at Miami 12/03/24
8	(3-8)	vs UMES 11/25/24

WORST FREE THROW PERCENTAGE:

.300	(3-10)	vs Texas Tech 12/13/25
.375	(3-8)	vs UMES 11/25/24
.500	(3-6)	vs LSU 02/12/25
.529	(9-17)	vs NC A&T 12/21/24

MOST REBOUNDS:

51		at Florida 02/28/26
51		vs Texas Tech 03/27/25
51		vs St. John's 03/22/25
51		vs Tennessee 01/04/25
49		vs Florida 01/11/25

MOST OFFENSIVE REBOUNDS:

28		vs St. John's 03/22/25
24		at Tennessee 01/04/25
22		vs Texas Tech 03/27/25
21		at LSU 02/10/26
19		at Michigan State 11/28/25

MOST DEFENSIVE REBOUNDS:

35		at Florida 02/28/26
33		vs Florida 01/11/25
31		at Alabama 02/18/26 - 20T
30		at South Carolina 03/01/25
30		vs Ole Miss 01/08/25

FEWEST REBOUNDS:

22		vs UCA 12/14/24
22		vs UTSA 12/07/24
26		vs Missouri 02/21/26
27		vs Vanderbilt 1/20/26
27		at Ole Miss 01/07/26
27		vs Jackson St 11/21/25

FEWEST OFFENSIVE REBOUNDS:

4		vs UTSA 12/07/24
5		at South Carolina 03/01/25
5		vs Lipscomb 11/06/24
6		vs Texas A&M 02/25/26
6		vs Ole Miss 01/08/25
6		vs UCA 12/14/24
6		vs Illinois 11/28/24

FEWEST DEFENSIVE REBOUNDS:

15		vs Jackson St 11/21/25
16		vs UCA 12/14/24
17		vs Oakland 12/30/24
18		vs Vanderbilt 1/20/26
18		vs James Madison 12/25/29
18		vs Missouri 02/22/25
18		vs UTSA 12/07/24

MOST ASSISTS:

21		vs Texas Tech 12/13/25
20		at Auburn 01/10/26
20		at Missouri 01/18/25
19		at Ole Miss 01/07/26

FEWEST ASSISTS:

3		vs UMES 11/25/24
5		vs St. John's 03/22/25
7		vs Georgia 01/23/25
7		vs NC A&T 12/21/24
7		vs UTSA 12/07/24

MOST TURNOVERS:

24		vs Troy 11/13/24
20		vs Jackson St 11/21/25
19		vs UMES 11/25/24
19		vs Little Rock 11/22/24
19		vs Lipscomb 11/06/24

FEWEST TURNOVERS:

2		vs Mississippi State 03/08/22
5		vs Ole Miss 01/08/25
6		vs St. John's 03/22/25
7		vs Auburn 02/14/26
7		vs Kentucky 01/31/26
7		vs Texas Tech 12/13/25

MOST STEALS:

12		at Georgia 01/17/26
12		vs Ole Miss 03/13/25
11		at Auburn 01/10/26
11		vs Tennessee 01/03/26
11		at Texas A&M 02/15/25

FEWEST STEALS:

2		vs Auburn 02/24/26
2		vs Kentucky 01/31/26
2		vs Louisville 12/03/25
2		vs Jackson St 11/21/25
2		at Kentucky 02/01/25
3	(5x)	4x in 2025-26: LAST at Florida 02/28/26

MOST BLOCKED SHOTS:

11		at Georgia 01/17/26
11		at LSU 01/15/25
7		at Miss State 02/07/26
7		vs Florida 01/11/25

FEWEST BLOCKED SHOTS:

0		at LSU 02/10/26
0		vs LSU 01/24/26
0		vs Samford 11/14/25
0		at Missouri 01/18/25
0		vs Pacific 11/18/24
1	(14x)	LAST vs Texas A&M 02/25/26

1 MELEEK THOMAS

6-5, 185, G, Fr. || Pittsburgh, Pa. || Overtime Elite (Ga.) - City Reapers

@ThomasMeleek

@leek

Major: Communications ... Born August 8, 2006, in Pittsburgh, Pa. ... Son of Iesha Thomas and Shawndale Jones
Has six brothers (Jayden, Raymond, Shawndale, Amaury, Eddie, Alphonzo) and two sisters (Jordin and Aniyah) ... Brother Shawndale Jones played basketball at NJIT.

» Participated in 2025 Chris Paul and Jayson Tatum High School and College Elite Camps

A five-star that ranked as high as #7 by Rivals and #11 by ESPN and was rated the #2 shooting guard on the nation by five rankings ... 2025 McDonald's All-American ... 2025 Jordan Brand Classic ... 2025 Iverson Classic.

• SHOT AN ARKANSAS RECORD 48.7% (38-78) FROM 3-POINT IN SEC GAMES ONLY •

ACUFF (24 & 7) AND THOMAS (21 & 5) ARE THE FIRST FRESHMAN DUO WITH AT LEAST 20 POINTS AND FIVE ASSISTS IN AN NCAA TOURNAMENT GAME.

2025-26 HIGHLIGHTS:

• **SOUTHERN:** Had one of the best debuts by a Razorback in program history ... Scored 21 points, led the team with three steals, tied for the team lead with seven assists and grabbed six rebounds ... **His 21 points rank as the third-best scoring output by a rookie Hog in a debut** (behind Patrick Beverley's 29 and Darius Acuff's 22) ... **Became the first Hog to post at least 18 points, six assists and three steals in a Razorback debut regardless of year classification** (HogStats) ... • **at MICHIGAN STATE:** Tied for the team lead with 16 points, adding six rebounds, tying got second-best on the team ... • **UCA:** Led the team with six assists, adding 17 points and six rebounds ... • **SAMFORD:** Led the team with eight rebounds, adding 17 points and four assists ... • **WINTHROP:** Led the team with 26 points but it was two defensive plays down the stretch that won the game ... First, down one, Thomas got a steal with 15 seconds left and threw the ball to Nick Pringle, who scored the game-winner with 11.9 seconds left ... On the ensuing possession, guarded Winthrop's top scorer and forced a tough shot that went long as the clock expired to seal the win ... • **vs DUKE:** "Only" scored 13 points on 5-of-15 shooting, but had a steal and layup to close the first half as part of a 7-0 run ... In the second half, hit a 3-pointer to give the Hogs a 48-47 lead ... Also hit a 3-pointer to give Arkansas it's largest lead with 10 minutes left (60-53) ... • **LOUISVILLE:** Scored 17 points with five rebounds ... • **QUEENS:** Had a six assists ... • **JAMES MADISON:** Led the team with a then season-high 28 points while making a **season-high six 3-pointers** ... During a 19-2 run in the first half, Thomas scored 14 with three 3-pointers and finished with 18 first-half points... • **TENNESSEE:** According to Coach Cal, kept Arkansas in the game in the first half with 12 points (5-of-7 FG • 2-of-2 3PT) ... Finished with 18 points ... Was a team-best +21 in the 11-point win ... • **at AUBURN:** Scored 17 points (3-of-6 3PT) with a team-best four assists ... Scored 12 of his 17 in the second half (4-5 FG • 2-2 3PT) with three of his four assists ... • **SOUTH CAROLINA:** Had one of the best shooting performances in program history ... Only missed one shot in leading the Hogs with 21 points (8-of-9 FG • 5-of-5 3PT) ... **Added a career-high four steals** ... • **VANDERBILT:** Got his first start in SEC play and responded with 13 points with five rebounds and five assists ... **His last 3-pointer with 1:37 left went viral as he turned to the crowd and celebrated while the ball was still halfway to the goal** ... • **LSU:** Scored 14 points with three assists ... Got a key offensive rebound and putback with 2:17 left to put the Hogs up four (81-77) ... • **at Oklahoma:** Scored 16 points - **14 in the second half** - with four rebounds ... In the second half, was 6-of-9 from the field ... Sealed the win by getting a defensive rebound, getting fouled and making two free throws with 11 seconds left to put the Hogs up four ... • **at Miss State:** For the first time in his career, played all 40 minutes ... Scored 17 points, making three 3's, with three assists and two steals ... • **at LSU:** Had 20 points ... Was an SEC career-best 7-of-9 at the line ... Added three steals ... • **AUBURN:** Grabbed a **career-high 10 rebounds**, three offensive and seven defensive ... Just missed a double-double with eight points ... • **at Alabama:** Scored 24 points, making 6-of-8 from 3-point range ... Added six rebounds ... **Was an impressive +15 in his 36:39 played** before fouling out with 3:36 left in the first overtime ... Scored 16 of his points in the first half, going 4-of-5 from 3-point range ... • **MISSOURI:** Once again, led the team with a +15 ... Scored 14 points (5-of-9 FG • 2-of-3 3PT) with eight rebounds ... • **TEXAS A&M:** It was a tale of two halves ... In the first half was 0-of-5 ... Then, in the second half, was 5-of-8 for 13 points ... Over the final 9:01, scored 9 points on 4-of-5 shooting from the field (1-of-2 3PT) ... • **SEC FRESHMAN OF THE WEEK (3/9):** Averaged 21.5 points and 4.5 rebounds while shooting 43.8% from the field, including an impressive 66.7% from 3-point, while shooting 90% from the line in wins over Texas at Missouri ... • **TEXAS:** Scored a "quiet" 13 points (4-of-9 FG and 4-of-4 FT) but tied for the team lead with a +24 ... Scored 10 of his 13 in the first half as the Hogs led by 22 at the break ... • **at Missouri:** Playing without Darius Acuff Jr., Thomas picked up the slack by scoring a **career-high with 30 points** while adding seven rebounds as he **played all 45 minutes** ... Made his first 5 3-pointers, finishing 5-of-6 for the game ... Scored 18 second-half points, going 5-of-10 from the field, 3-of-4 from 3-point and 5-of-6 at the line in the period ... Made a jumper with 1:09 left to give Arkansas a 2-point lead ... Then, with 31 seconds left, hit a free throw to tie the game and force overtime ... • **vs Ole Miss (SEC):** Was the star of the game, scoring 29 points, making 4-of-7 from deep and 7-of-8 at the line ... Added five rebounds, five assists and two steals ... • **vs Hawai'i (NCAA):** Had an all-around complete game with 21 points, 8 rebounds, five assists and two steals ... Had 14 first-half pints on 6-of-10 shooting ... Joined Darius Cuff Jr. (24 pts & 7 assists) as the only frosh duo to have at least 20 points and five assists in an NCAA Tournament game.



SEC Freshman of the Week (3/9)

THOMAS' PERSONAL BESTS

POINTS	Career: 30	at Missouri (03/07/26)
SEC: 30	at Missouri (03/07/26)	
FG MADE	Career: 10 (2x) LAST at Missouri (03/07/26)	SEC: 10 at Missouri (03/07/26)
FG ATTEMPTED	Career: 23	at Missouri (03/07/26)
SEC: 23	at Missouri (03/07/26)	
3-POINT FG MADE	Career: 6 (2x) LAST at Alabama (02/18/26)	SEC: 6 at Alabama (02/18/26)
3-PT FG ATTEMPTS	Career: 13	vs UCA (11/11/25)
SEC: 8	at Ole Miss (01/07/26)	
FT MADE	Career: 8	vs Louisville (12/03/25)
SEC: 7	at LSU (02/10/26)	
FT ATTEMPTED	Career: 9 (2x) LAST at LSU (02/10/26)	SEC: 9 at LSU (02/10/26)
REBOUNDS	Career: 10	vs Auburn (02/14/26)
SEC: 10	vs Auburn (02/14/26)	
ASSISTS	Career: 7	vs Southern (11/03/25)
SEC: 5	vs Vanderbilt (01/20/26)	
STEALS	Career: 4	vs South Carolina (01/14/26)
SEC: 4	vs South Carolina (01/14/26)	
BLOCKED SHOTS	Career: 1 (2x) LAST vs South Caro (01/14/26)	SEC: 1 vs South Carolina (01/14/26)
MINUTES	Career: 45:00 (2x) LAST vs Ole Miss (03/14/26)	SEC: 45:00 at Missouri (03/07/26)

MELEEK THOMAS 2025-26 GAME STATS

Opponent	Date	GS	Min	FG	FGA	Pct	3FG	3A	Pct	FT	FTA	Pct	O	D	Tot	Avg	PF	FO	A	T	Blk	Stl	Pts	Avg
SOUTHERN	11/03/25	30	7	15	467	4	10	400	3	4	750	4	2	6	6.0	2	0	7	1	0	3	21	21.0	
at Michigan St.	11/08/25	29	5	15	333	2	9	222	4	4	1000	2	4	6	6.0	3	0	2	2	0	1	16	18.5	
CENTRAL ARKANSAS	11/11/25	*	32	6	17	353	4	13	308	1	2	500	1	5	6.0	2	0	6	0	0	1	17	18.0	
SAMFORD	11/14/25	*	36	5	13	385	1	2	500	6	6	1000	1	7	8.5	1	0	4	2	1	2	17	17.8	
WINTHROP	11/18/25	34	10	20	500	3	8	375	3	4	750	1	2	3	5.8	2	0	3	1	0	2	26	19.4	
JACKSON ST.	11/21/25	18	4	6	667	2	3	667	3	4	750	0	2	2	5.2	1	0	3	1	0	0	13	18.3	
vs Duke	11/27/25	26	5	15	333	3	10	300	0	0	000	0	1	1	4.6	2	0	2	0	0	2	13	17.6	
LOUISVILLE	12/03/25	26	4	10	400	1	4	250	8	9	889	1	4	5	4.6	3	0	1	0	0	0	17	17.5	
vs Fresno St.	12/06/25	21	4	12	333	3	7	429	1	2	500	0	1	1	4.2	2	0	1	2	0	3	12	16.9	
vs Texas Tech	12/13/25	24	2	8	250	1	4	250	3	3	1000	1	1	2	4.0	0	0	2	0	0	1	8	16.0	
QUEENS (NC)	12/16/25	27	1	11	091	1	7	143	0	0	000	2	2	4	4.0	1	0	6	2	0	2	3	14.8	
vs Houston	12/20/25	15	3	8	375	1	3	333	0	0	000	1	0	1	3.8	2	0	1	2	0	0	7	14.2	
JAMES MADISON	12/29/25	27	8	16	500	6	10	600	6	7	857	1	1	2	3.6	2	0	0	0	0	0	28	15.2	
TENNESSEE	01/03/26	30	6	13	462	3	4	750	3	3	1000	0	3	3	3.6	2	0	1	1	0	3	18	15.4	
at Ole Miss	01/07/26	25	5	12	417	2	6	333	1	2	500	0	1	1	3.4	1	0	2	2	0	2	13	15.3	
at Auburn	01/10/26	28	6	12	500	3	6	500	2	3	667	1	2	3	3.4	4	0	4	3	0	2	17	15.4	
SOUTH CAROLINA	01/14/26	25	8	9	889	5	5	1000	0	0	000	1	3	4	3.4	2	0	2	0	1	4	21	15.7	
at Georgia	01/17/26	30	4	17	235	1	6	167	0	0	000	1	5	6	3.6	1	0	3	1	0	1	9	15.3	
VANDERBILT	01/20/26	*	31	5	11	455	3	5	600	0	0	000	1	4	5	3.6	2	0	5	1	0	1	13	15.2
LSU	01/24/26	*	25	6	9	667	2	3	667	0	0	000	1	1	2	3.6	3	0	3	0	0	1	14	15.2
at Oklahoma	01/27/26	*	33	7	15	467	0	4	000	2	2	1000	0	4	4	3.6	3	0	1	0	0	16	15.2	
KENTUCKY	01/31/26	*	26	4	8	500	0	1	000	2	2	1000	0	0	0	3.4	3	0	1	0	0	10	15.0	
at Mississippi St.	02/07/26	*	40	7	17	412	3	8	375	0	0	000	1	2	3	3.4	1	0	3	0	0	2	17	15.0
at LSU	02/10/26	*	34	6	13	462	1	4	250	7	9	778	0	4	4	3.4	0	0	1	0	1	3	20	15.3
AUBURN	02/14/26	*	36	3	9	333	0	1	000	2	3	667	3	7	10	3.7	3	0	3	1	0	1	8	15.0
at Alabama	02/18/26	*	37	8	13	615	6	8	750	2	2	1000	2	4	6	3.8	5	1	2	1	0	1	24	15.3
MISSOURI	02/21/26	*	37	5	9	556	2	3	667	2	2	1000	1	7	8	3.9	1	0	2	0	1	1	14	15.3
TEXAS A&M	02/25/26	*	30	5	13	385	1	3	333	2	2	1000	0	3	3	3.9	1	0	0	1	0	3	13	15.2
at Florida	02/28/26	*	30	5	13	385	0	2	000	0	1	000	0	2	2	3.8	4	0	1	2	0	3	10	15.0
TEXAS	03/04/26	*	28	4	9	444	1	3	333	4	4	1000	1	1	2	3.8	4	0	1	0	1	1	13	14.9
at Missouri	03/07/26	*	45	10	23	435	5	6	833	5	6	833	1	6	7	3.9	3	0	2	1	1	1	30	15.4
vs Oklahoma (SEC)	03/13/26	*	37	2	10	200	2	4	500	2	2	1000	0	2	2	3.8	4	0	2	3	0	0	8	15.2
vs Ole Miss (SEC)	03/14/26	*	45	9	15	600	4	7	571	7	8	875	0	5	5	3.8	1	0	5	3	0	2	29	15.6
vs Vanderbilt (SEC)	03/15/26	*	27	2	8	250	1	4	250	2	2	1000	1	1	2	3.8	2	0	2	1	0	0	7	15.4
vs Hawai'i (NCAA)	03/19/26	*	35	9	16	563	1	5	200	2	2	1000	3	5	8	3.9	1	0	5	0	1	2	21	15.5
Totals		19	1059	190	440	.432	78	188	.415	85	100	.850	33	104	137	3.9	74	1	89	34	7	51	543	15.5

MELEEK THOMAS CAREER STATISTICS

Year	GP	GS	Min	Avg	FG	FGA	Pct	3FG	3FGA	Pct	FT	FTA	Pct	Off	Def	Tot	Avg	PF	FO	Ast	TO	Blk	Stl	Pts	Avg
2025-26	35	19	1059	30.3	190	440	.432	78	188	.415	85	100	.850	33	104	137	3.9	74	1	89	34	7	51	543	15.5

NATIONAL PLAYER OF THE YEAR CANDIDATE • UNANIMOUS 1ST TEAM ALL-AMERICA

5 DARIUS ACUFF JR.

6-3, 190, G, Fr. || Detroit, Mich. || IMG Academy (Fla.)

@DariusAcuff

@dariusacuff5

Major: Communications ... Born 11/22/06, in Detroit ... Son of Darius Acuff Sr. and Dureese Owens ... Father played basketball at Eastern Kentucky ... Sister, Daona Todd

Ranked as high as #5 by 247Sports and #7 by ESPN and the #1 point guard in the nation by both ... **2025 Allen Iverson National Player of the Year** ... **2025 EYBL Scholastic Player of the Year** ... Finalist for the Naismith Trophy and MaxPreps HS Player of the Year ... 2025 McDonald's All-American ... 2025 Jordan Brand Classic ... 2025 Iverson Classic All-American Game (MVP) ... 2025 USA Nike Hoop Summit team.

• NATIONAL FINALISTS:

John R. Wooden Award || Bob Cousy Award

• **SET SEC RECORD FOR MOST WEEKLY HONORS WITH 8 • A RECORD 7 SEC FRESHMAN OF THE WEEK HONORS AND 1 SEC PLAYER OF THE WEEK**

• **IS JUST THE THIRD PLAYER TO EARN SEC PLAYER OF THE YEAR AND FRESHMAN OF THE YEAR IN THE SAME SEASON**

Joining Anthony Davis (2012) and Brandon Miller (2023)

• **ACUFF (24 & 7) & THOMAS (21 & 5) ARE THE FIRST FRESHMAN DUO WITH AT LEAST 20 PTS AND FIVE ASSISTS IN AN NCAA TOURNEY GAME.**

2025-26 HIGHLIGHTS:

• **SOUTHERN:** Had one of the best debuts by a Razorback in program history ... Scored 22 points which rank as the **second-best scoring output by a rookie Hog in a debut** (behind Patrick Beverley's 29) ... **Scored 20 first-half points, which is a record by a Razorback rookie in a debut** (HogStats) including nine straight for the Hogs to close the first half

• **at Michigan State:** Tied for the team lead with 16 points while leading the team in assists

• **UCA:** Led the team with 21 points ... Spurred the second-half blow out by scoring 17 points in the period, making a 3-pointer in 3-straight trips ... Added six rebounds

• **SAMFORD:** Led the team with 20 points and five assists

• **vs DUKE:** Led the team with 21 points, making 4-of-8 from deep, and five assists

• **SEC FRESHMAN OF THE WEEK (12/8):** Averaged 17.5 points, nine assists and five rebounds in wins over #6 Louisville and Fresno State ... **vs #6 LOUISVILLE:**

Recorded his **first career double-double with 17 points** and a then career-high 10 assists while adding five rebounds ... Scored 11 of his 17 points in the second half ... Specifically, Acuff finished the game scoring 9 of the Hogs' final 15 points (3-5 FG, 3-3 FT) with an assist and a rebound ... Overall, he was just the third Razorback, regardless of class, to have 10 assists versus an AP top 25 ... **vs FRESNO STATE:** Had a game-high 18 points and eight assists with just one turnover and five rebounds ... Spurred a second-half surge as he scored 11 second-half points (4-of-6 FG • 3-of-5 3PT) with five assists ... During a 22-6 run to start the second half, Acuff scored 8 of his 11 second-half points (3-3 FG • 2-2 3PT) with an assist and a steal

• **SEC FRESHMAN OF THE WEEK (12/15): vs TEXAS TECH:** Repeated as SEC FOW and tabbed *Dick Vitale's Diaper Dandy of the Week* ... Scored 20 points with eight assists (vs 2 turnovers) ... Was +17 in the seven-point win ... Had a personal seven-point scoring run for the Hogs in both the first and second half

• **SEC FRESHMAN OF THE WEEK (12/22):** Averaged 25 points, 8.5 assists, 4.0 rebounds and 2.0 steals vs Queens and Houston ... **vs QUEENS: Became the first Razorback (on record) to have 20-plus points and 10-plus assists in a game with ZERO turnovers** ... Finished with a then career-high 23 points and tied a then career-high with 10 assists, adding a then career-best three steals ... **vs HOUSTON:** Scored a then career-high 27 points to go with seven assists and five rebounds

• **SEC FRESHMAN OF THE WEEK (01/05):** Also tabbed *Naismith National Player of the Week* and *NCAA March Madness National Freshman of the Week* and *Dick Vitale's Diaper Dandy of the Week* ... Averaged 23.0 points and 5.0 assists versus JMU and UT ... **JAMES MADISON:** Scored a quiet 17 points, making 3-of-6 from deep, with six assists ... **TENNESSEE:** Had a then career-high 29 points (9-of-16 FG) and made two "dagger" 3-pointers in the second half ... Scored 19 second-half points ... Down two (53-51 with 12 to play), scored 16 of the Hogs' final 35 points, including a 3-pointer with 3:49 left as the shot clock was running out and a 3-pointer with 2:09 left to put the Hogs up 11

• **SEC FRESHMAN OF THE WEEK (01/12):** Selected *SEC Freshman of the Week* for a **record fifth consecutive week** ... Averaged 22.5 points and 5.0 assists at Ole Miss and at Auburn ... **at Ole Miss:** Led the team with 26 points, scoring 20 in the second half ... Added 9 assists (six in the second half) ... Through scoring and assists, accounted for 49 of the Hogs 94 points ... Was a career-best 11-of-12 at the FT line ... **at Auburn:** Led Arkansas with 19 points

• **SOUTH CAROLINA:** Recorded his **third double-double with 18 points and a career-high 13 assists** ... **Had zero turnovers** - the most assists by a Razorback without a turnover ... The 13 assists ties for 6th-most by a Razorback in a game overall, is 2nd-most by a Hog in an SEC game and 2nd-most by a Razorback frosh

• **at Georgia:** Led the hogs with 20 points and six assists ... Added a **career-high four steals and career-high tying six rebounds**

• **SEC FRESHMAN OF THE WEEK (01/26):** ... Averaged 24 points and 5.5 assists in leading Arkansas to wins over #15 Vanderbilt and LSU • **VANDERBILT:** Led the team with 17 points (3-of-7 3PT) and tied for the team lead with five assists ... **LSU:** Scored a then career-high 31 points (13-of-19 FG • 4-of-7 3PT) with six assists and a **career-high two blocked shots** ... Dominated the second half by scoring 24 points (10-of-11 FG • 3-3 3PT) with five of his six assists ... Made his final 10 shot attempts ... With Arkansas down 59-56 with 9:45 left in the game, Acuff took over ... Scored 12 of the Razorbacks' next 15 points (assisted on the other 3) to give the Hogs a 71-67 lead, a lead Arkansas would not relinquish ... Started the run with a 3-pointer to tie the game at 59 ... After an LSU basket, Acuff assisted on a Karter Knox 3-pointer to put the Hogs up 61-61 ... Blocked two shots, both on the same LSU possession ... First block went out of bounds and on the second one, got the rebound and went coast-to-coast for a layup and a 64-61 lead ... Scored the Razorbacks' next nine points for the 71-67 lead ... Also had two key assists inside the final five minutes, including Trevon Brazile's "dagger 3" with 50 seconds left

• **at Oklahoma:** **Posted his fourth career double-double** by leading the Hogs with 21 points and 10 assists with zero turnovers ... Down one inside the final minute, made an old-fashioned 3-point play to put the Hogs up 2

• **KENTUCKY:** Led the team with 22 points, including 17 in the second half ... In fact, scored 13 in a 22-11 run to start the second half to turn a 7-point halftime deficit into a 4-point Razorback lead ... • **at Miss State:** Led the Hogs with 24 points, 12 in each half, adding eight assists

• **SEC FRESHMAN OF THE WEEK (02/16):** Selected *SEC Freshman of the Week* for a **record seventh time** ... Averaged 29.5 points and 6.0 assists, while shooting 62.2% from the field and 57.1% from 3-point range, in wins at LSU and versus Auburn ... • **at LSU:** Tied his then career high with 13 made field goals (also did it vs LSU the first time they met) and **took a career-high 22 shots** ... Finished with 28 points and five assists ... Also tabbed *Dick Vitale's Diaper Dandy of the Week* ... • **AUBURN:** Tied his then career high with 31 points, while adding seven assists with just one turnover ... **Posted career high, making 7 triples (7-of-10)** ... Overall, he shot an efficient 10-of-15 (67.7%) from the field ... The Hogs, up six at halftime, opened the second half with a 15-2 run ... Acuff made three 3's over the span and assisted on two of the other three baskets ... Opened the half with alley-oops to Trevon Brazile and Billy Richmond III ... Then, after a Richmond basket, Acuff made 3's on the Hogs' next three possessions to cap the 15-2 run ... Overall, Acuff accounted for 15 of the team's first 17 points in the second half with three 3's and three assists.

• **SEC PLAYER OF THE WEEK (02/23):** For the first time, was named the Player of the Week and, with his first Freshman of the Week honors, he has earned the most SEC weekly honors in a season with 8 ... Added *AP National Player of the Week*, *USBWA Oscar Robertson Award co-National Player of the Week* and *CBS Sports National Freshman of the Week* ... Averaged 34.5 points, 5.0 assists and 4.5 rebounds at No. 25 Alabama and versus Missouri ... • **at Alabama:** Had one of the best games in NCAA history, scoring a **career-high 49 points** (on just 27 shot attempts) while **playing all 50 minutes - WITH JUST ONE TURNOVER** - in the double-overtime loss ... Hit a 3-pointer with 12 second left to force overtime ... During the game, set two Arkansas freshman season records for most points and most field goals made ... Overall, was 16-of-27 from the field, 6-of-10 from 3PT and 11-of-12 at the line ... **The 49 points are the most by a freshman against a team ranked in the AP Top 25 in NCAA history**, the second-most by a Razorback in a game and the most points in an SEC game by any Razorbacks player.

• **MISSOURI:** Scored 20 points with five assists and zero turnovers ... Drew a career-high 9 fouls and attempted a career-high 13 free throws ... For the second-straight game and third time this season, made a career-high 11 free throws.

• **TEXAS A&M:** Scored 22 with seven assists and three steals ... Struggled in the first half, going 1-of-10 FG (0-of-3 3PT) ... In the second half, scored 17 points (6-of-9 FG) ... Took over down the stretch ... With Arkansas leading by five (67-62), made a jumper with 9:01 left ... That started a streak of making six straight field goals (6-of-7 to close the game) ... From 9:01 to 4:40, he scored 11 of the Hog's 16 points to push a 5-point lead to 13 ... Overall in the final 9:01, he **scored 17 of the Hog's final 32 points** with two assists and a steal.

• **TEXAS:** Had one of the best statistical games in the NCAA this year with 28 points and 13 assists ... Was 4-of-6 from 3-point and 8-of-10 at the line.

• **SEC TOURNAMENT MVP:** Averaged 30.3 points and 7.7 assists, shooting 43.5% (27-of-62) from 3PT, to lead Arkansas to its second SEC Tournament title and first since 2000 ... **His 30.3 points per game average is an SEC Tournament record** ... His 91 points were the second-most by any player in SEC Tournament history, but the most by a player to only play three games. NOTE: Tennessee's Allan Houston scored 98 points (24.5 avg) in four games in 1991 and the previous most by a player over three games was Tennessee's Dale Ellis with 80 (26.7 avg) in 1983 ... He is the first DJ player with at least 30 points and 10 assists in a conference tournament in the last 30 years ... The 11 assists are the most by a Razorback in the SEC Tournament and the most by any player for the SEC Championship game ... His 30 points tied for the second-most points in an SEC Championship game (the record is 32) ... • **vs Oklahoma (SEC):** Scored 37 points - the second-most by a Razorback in the SEC Tournament - with five assists and five rebounds ... Made a key jumper with 27 seconds left off an inbound pass as the shot clock was expiring to put the Hogs up four ... • **vs Ole Miss (SEC):** After a slow start - four points in the first half - finished with 24 points and seven assists ... • **vs Vanderbilt (SEC):** Had 30 points and 11 assists ... **Scored or assisted on 33 or Arkansas' 39 points from 4:58 in the first to 9:08 in the 2nd half** ... Was 5-of-8 from 3-point, including 2 key 3-pointers with 49 seconds and four seconds left in the first half.

• **vs Hawai'i (NCAA):** Had 24 points and seven assists ... Joined Meleek Thomas (21 pts & 5 assists) as the only frosh duo to have at least 20 points and five assists in an NCAA Tournament game.



SEC PLAYER OF THE YEAR
SEC FRESHMAN OF THE YEAR
1st TEAM ALL-SEC
ALL-FRESHMAN TEAM
SEC TOURNAMENT MVP

CAREER DOUBLE-DOUBLES (6)

FRESHMAN	OPPONENT	PTS	ASTS
12/03/25	vs LOUISVILLE	17 pts	10 asts
12/16/25	vs QUEENS	21 pts	10 asts
01/14/26	vs SOUTH CAROLINA	18 pts	13 asts
01/27/26	at Oklahoma	21 pts	10 asts
03/04/26	vs TEXAS	28 pts	13 asts
03/15/26	vs Vanderbilt (SEC)	30 pts	11 asts

DARIUS ACUFF JR. CAREER STATISTICS

Year	GP	GS	Min	Avg	FG	FGA	Pct	3FG	3FGA	Pct	FT	FTA	Pct	Off	Def	Tot	Avg	PF	FO	Ast	TO	Blk	Stl	Pts	Avg
2025-26	34	34	1197	35.2	269	554	.486	87	196	.444	156	193	.808	16	91	107	3.1	55	0	223	74	11	28	781	23.0

DARIUS ACUFF JR. CONTINUED

RECORD 8 SEC WEEKLY HONORS: 7X FRESHMAN OF THE WEEK (12/8 • 12/15 • 12/22 • 1/5 • 1/12 • 1/26 • 2/16) • 1X PLAYER OF THE WEEK (2/23)

POSTSEASON HONORS

- SEC Player of the Year (Coaches)
- SEC Player of the Year (AP)
- SEC Freshman of the Year (Coaches)
- SEC Freshman of the Year (AP)
- SEC Player of the Year (CollegeHoopsToday)
- SEC Player of the Year (HoopsHD)
- SEC Player of the Year (USA TODAY Sports Network)
- SEC Newcomer of the Year (USA TODAY Sports Network)
- SEC Rookie of the Year (HoopsHD)
- John R. Wooden Award Finalist
- Bob Cousy Award Finalist
- Naismith Award (Semifinalist)
- Lute Olson Award Finalist
- Kyle Macy Award Finalist
- 1st Team All-American (AP)
- 1st Team All-American (USBWA)
- 1st Team All-American (The Sporting News)
- 1st Team All-American (NABC)
- 1st Team All-American (CollegeHoopsToday)
- 1st Team All-Rolls Royce (Dick Vitale)
- 1st Team All-American (Field of 68)
- 1st Team All-American (Bleacher Report)
- 1st Team All-Southeast District (NABC)
- 1st Team All-SEC (Coaches)
- 1st Team All-SEC (AP)
- 1st Team All-SEC (CollegeHoopsToday)
- 1st Team All-SEC (USA TODAY Sports Network)
- SEC Tournament MVP
- SEC All-Tournament Team

WEEKLY NATIONAL HONORS

- Naismith National Player of the Week (1/5)
- AP National Player of the Week (2/24)
- USBWA co-National Player of the Week (2/24)
- Dick Vitale's Diaper Dandy of the Week (12/5)
- Dick Vitale's Diaper Dandy of the Week (1/5)
- Dick Vitale's Diaper Dandy of the Week (2/16)
- NCAA March Madness National Freshman of the Week (1/5)
- CBS Sports National Freshman of the Week (1/6)
- CBS Sports National Freshman of the Week (2/24)

ACUFF AMONG THE NATION'S BEST

- 22.94 ppg
 • 9th among all NCAA players and 2nd among NCAA Frosh
 • 1 of 4 NCAA Frosh to average over 20 ppg
- 22.94 ppg and 6.55 assists
 • **ONLY PLAYER IN THE NCAA to average 20 Pts & 6 assists**
- 22.94 ppg and 3.04 assist/turnover ratio
 • **Of the 221 DI players averaging at least 16 ppg, is 1 of 2 PLAYERS IN THE NCAA to do so with an A/TO RATIO at 3.0+**
 - Darius Acuff - Arkansas 22.94 ppg 3.04 A/TO
 - Quinn Denker - Northern Colorado 19.20 ppg 3.10 A/TO
- 48.6% FG • 44.5% 3PT
 • 1 of 4 players in the NCAA to shoot at least 48% from the field and 44% from 3PT
 • 1 of 5 players in the NCAA to attempt at least 500 FG and shoot at least 48% FG
- Has tallied 20+ points and 5+ assists in 20 games this season, **THE MOST BY A DI PLAYER THIS SEASON.** The next closest high-major players are Texas Tech's Christian Anderson (13) and SMU's Boopie Miller (12).
 - Acuff has 6 games this season with at least 20 pts & 10 assists, **THE 2nd MOST BY A FRESHMAN IN NCAA HISTORY** behind Oklahoma's Trae Young with 11 in 2017-18.
 - Acuff is **THE ONLY PLAYER IN NCAA HISTORY** to put up the following in a season:
 ^ 20.0+ PPG (22.94) ^ 5.0+ APG (6.55)
 ^ 40.0+ 3P% (44.5%) ^ 3.00+ A/TO ratio (3.04)



ACUFF BY THE NUMBERS (AS OF 3/16/26)

	#	NCAA	SEC	NCAA FROSH	#	SEC ONLY
Scoring	22.94	7th	1st	2nd	24.82	1st
Points	757	4th	1st	3rd	422	1st
FG Made	260	5th	1st	3rd	145	1st
3PT%	44.5%	6th	2nd	1st	43.3%	*
Assists	216	9th	1st	2nd	113	1st
Assists/GM	6.55	13th	1st	1st	6.65	1st
ASST/TO	3.04	27th	1st	4th	3.23	1st
FG%	48.6%	153rd	7th	22	49.2%	6th
3PT Made/Gm	2.43	132nd	8th	5th	2.47	8th
Double-Doubles	6	132nd	7th	T-14th	3	NA
FT%	80.4%	240th	14th	26th	82.6%	8th

* Note, Acuff just missed the SEC min of making 2.5 3's/gm to qualify for 3PT%
 ^ He shot 43.3% in SEC games, theoretically 3rd-best in SEC games only

ACUFF ON UA RECORD BOOK WATCH

- **ARKANSAS FRESHMAN RECORD**
 ^ 49 pts in gm **1st** - old, 35 by Bobby Portis (2/5/14)
 ^ 16 FG made in gm **1st** - old, 14 by Bobby Portis (2/5/14)
 ^ 22.97 ppg **1st** - old, 18.7 by George Kok (1944-45)
 ^ 781 pts **1st** - old, 540 by Scotty Thurman (1992-93)
 ^ 269 FG made **1st** - old, 204 by Scotty Thurman (1992-93)
 ^ 554 FG Att **1st** - old, 439 by Scotty Thurman (1992-93)
 ^ 223 assists **1st** - old, 219 by Kareem Reid (1995-96)
- **ARKANSAS ALL GAMES SEASON TOP 10 WATCH**
 ^ 22.97 ppg **3rd** - only 7 Hogs have averaged 22+ ppg
 ^ 781 pts **2nd** - record is **786** by Todd Day (1990-91)
 ^ 269 FG made **5th** - 2nd is 283 by Corliss Williamson (1994-95)
 ^ 554 FG Att **3rd** - 2nd is 586 by Todd Day (1990-91)
 ^ 44.4 3PT% **4th** - record is 50.4% by Lee Mayberry (1989-90)
 ^ 87 3's Made 2 shy of UA top 10
 ^ 223 assists **1st** - old, 219 by Kareem Reid (1995-96)
- **ARKANSAS SEC GAMES ONLY SEASON TOP 10**
 ^ 24.82 ppg **1st** - old, 23.55 by Mason Jones (2020)
 ^ 113 assists **1st** - old, 107 by Kareem Reid (1996)
 ^ 145 FG made **1st** - old, 136 by Bobby Portis (2015)
 ^ 295 FG Att **1st** - old, 287 by JD Notae (2022)
 ^ 422 pts (17 gms) **2nd** - #1 is 424 pts by Mason Jones (2020/18 gms)
 ^ 90 FT made **6th** - 2nd is 109 by Corliss Williamson (1995)
 ^ 109 FT Att **7th** - 4th is 123 by Courtney Fortson (2010)

DARIUS ACUFF JR. 2025-26 GAME STATS

Opponent	Date	GS	Min	FG	FGA	Pct	3FG	3A	Pct	FT	FTA	Pct	O	D	Tot	Avg	PF	FO	A	TO	Blk	Stl	Pts	Avg	
SOUTHERN	11/03/25	*	29	8	13	.615	3	5	.600	3	3	1.000	1	1	2	2.0	1	0	4	2	1	1	22	22.0	
at Michigan St.	11/08/25	*	33	5	16	.313	2	8	.250	4	7	.571	1	2	2	2.0	2	0	6	1	0	2	16	19.0	
CENTRAL ARKANSAS	11/11/25	*	34	9	16	.563	3	8	.375	0	0	.000	0	6	6	3.3	2	0	4	2	1	0	21	19.7	
SAMFORD	11/14/25	*	31	7	13	.538	2	3	.667	4	5	.800	2	1	3	3.3	3	0	5	2	0	0	20	19.8	
WINTHROP	11/18/25	*	33	3	10	.300	2	4	.500	4	4	1.000	0	2	2	3.0	2	0	5	3	0	0	12	18.2	
JACKSON ST.	11/21/25	*	22	4	9	.444	2	4	.500	0	0	.000	0	0	0	2.5	2	0	2	2	1	2	10	16.8	
vs Duke	11/21/25	*	37	8	17	.471	4	8	.500	1	2	.500	0	2	2	2.4	1	0	5	1	0	1	21	17.4	
LOUISVILLE	12/03/25	*	36	6	18	.333	0	4	.000	5	7	.714	1	4	5	2.8	2	0	10	4	0	0	17	17.4	
vs Fresno St.	12/06/25	*	34	7	12	.583	3	6	.500	1	2	.500	0	5	5	3.0	1	0	8	1	0	1	18	17.4	
vs Texas Tech	12/13/25	*	34	7	14	.500	2	5	.400	4	6	.667	1	3	4	3.1	0	0	8	2	1	0	20	17.7	
QUEENS (NC)	12/16/25	*	31	8	13	.615	4	6	.667	3	4	.750	0	3	3	3.1	1	0	10	0	3	23	18.2		
vs Houston	12/20/25	*	39	9	15	.600	1	3	.333	8	11	.727	1	4	5	3.3	3	0	7	4	1	1	27	18.9	
JAMES MADISON	12/29/25	*	29	7	12	.583	3	6	.500	0	0	.000	0	1	1	3.1	2	0	6	1	0	0	17	18.8	
TENNESSEE	01/03/26	*	36	9	16	.563	3	7	.429	8	9	.889	0	3	3	3.1	0	0	4	4	1	1	29	19.5	
at Ole Miss	01/07/26	*	33	7	18	.389	1	4	.250	11	12	.917	0	0	0	2.9	2	0	9	3	1	2	26	19.9	
at Auburn	01/10/26	*	35	7	16	.438	2	6	.333	3	3	1.000	0	1	1	2.8	2	0	1	3	0	0	19	19.9	
SOUTH CAROLINA	01/14/26	*	31	7	13	.538	1	4	.250	3	3	1.000	1	3	4	2.8	2	0	13	0	1	0	18	19.8	
at Georgia	01/17/26	*	39	7	16	.438	2	7	.286	4	4	1.000	1	5	6	3.0	4	0	6	4	0	4	20	19.8	
VANDERBILT	01/20/26	*	34	7	14	.500	3	7	.429	0	0	.000	0	2	2	2.9	0	0	5	2	0	0	17	19.6	
LSU	01/24/26	*	35	13	19	.684	4	7	.571	1	4	.250	0	2	2	2.9	1	0	6	2	2	0	31	20.2	
at Oklahoma	01/27/26	*	36	7	16	.438	1	4	.250	6	7	.857	0	3	3	2.9	0	0	10	0	0	0	21	20.2	
KENTUCKY	01/31/26	*	39	8	20	.400	1	4	.250	5	8	.625	1	1	2	2.9	3	0	3	2	0	0	22	20.3	
at Mississippi St.	02/07/26	*	38	9	19	.474	3	5	.600	3	3	1.000	0	5	5	3.0	2	0	8	1	0	0	24	20.5	
at LSU	02/10/26	*	36	13	22	.591	1	4	.250	1	1	1.000	0	2	2	2.9	2	0	5	4	0	0	28	20.8	
AUBURN	02/14/26	*	38	10	15	.667	7	10	.700	4	5	.800	1	1	2	2.9	0	0	7	1	0	0	31	21.2	
at Alabama	02/18/26	*	50	16	27	.593	6	10	.600	11	12	.917	0	5	5	3.0	2	0	5	1	1	1	49	22.3	
MISSOURI	02/21/26	*	35	4	11	.364	1	3	.333	11	13	.846	2	2	4	3.0	1	0	5	0	0	1	20	22.2	
EXAS A&M	02/25/26	*	37	7	19	.368	1	6	.167	7	9	.778	0	5	5	3.1	1	0	7	2	0	3	22	22.2	
at Florida	02/28/26	*	34	6	19	.316	1	3	.333	4	6	.667	1	1	2	3.0	1	0	6	3	0	0	17	22.0	
TEXAS	03/04/26	*	36	8	15	.533	4	6	.667	8	10	.800	0	3	3	3.0	3	0	13	3	0	0	28	22.2	
at Missouri	03/07/26		DNP	Inj.																					
vs Oklahoma (SEC)	03/13/26	*	40	11	21	.524	5	9	.556	10	12	.833	1	4	5	3.1	2	0	5	2	0	3	37	22.7	
vs Ole Miss (SEC)	03/14/26	*	40	7	21	.333	2	7	.286	8	9	.889	0	5	5	3.2	1	0	7	5	0	1	24	22.7	
vs Vanderbilt (SEC)	03/15/26	*	37	9	20	.450	5	8	.625	7	8	.875	0	3	3	3.2	1	0	11	4	0	0	30	22.9	
vs Hawai'i (NCAA)	03/19/26	*	36	9	19	.474	2	5	.400	4	4	1.000	1	2	3	3.1	3	0	7	3	0	1	24	23.0	
Totals			34	1197	269	554	486	87	196	444	156	193	808	16	91	107	3.1	55	0	223	74	11	28	781	23.0

ACUFF'S PERSONAL BESTS

POINTS	Career: 49	at Alabama (02/18/26)
SEC: 49	at Alabama (02/18/26)	
FG MADE	Career: 16	at Alabama (02/18/26)
SEC: 16	at Alabama (02/18/26)	
FG ATTEMPTED	Career: 27	at Alabama (02/18/26)
SEC: 27	at Alabama (02/18/26)	
3-POINT FG MADE	Career: 7	vs Auburn (02/14/26)
SEC: 7	vs Auburn (02/14/26)	
3-PT FG ATTEMPTS	Career: 10 (2x)	LAST at Alabama (02/18/26)
SEC: 10 (2x)	LAST at Alabama (02/18/26)	
FT MADE	Career: 11 (3x)	LAST vs Missouri (02/21/26)
SEC: 11 (3x)	LAST vs Missouri (02/21/26)	
FT ATTEMPTED	Career: 13	vs Missouri (02/21/26)
SEC: 13	vs Missouri (02/21/26)	
REBOUNDS	Career: 6 (2x)	at Georgia (01/17/26)
SEC: 6	at Georgia (01/17/26)	
ASSISTS	Career: 13	vs South Carolina (01/14/26)
SEC: 13	vs South Carolina (01/14/26)	
STEALS	Career: 4	at Georgia (01/17/26)
SEC: 4	at Georgia (01/17/26)	
BLOCKED SHOTS	Career: 2	vs LSU (01/24/26)
SEC: 2	vs LSU (01/24/26)	
MINUTES	Career: 50:00	at Alabama (02/18/26) 20T

"Trevon's block out of nowhere (vs Louisville). That, and again, you could say there's a skill there. No, it isn't. It's a will to win. He just went up and said, 'This kid ain't making this basket.'" - John Calipari on Trevon Brazile's blocked shot versus Louisville with 7:31 remaining

ALL-TOURNAMENT TEAM

7 TREVON BRAZILE

@thetrevonbrazile



6-10, 230, F, Sr. || Springfield, Mo. || Kickapoo HS || Missouri

Pronounced: Trev-In Brazil ... Major: Communications ... Born on Jan. 7, 2003, in Springfield, Mo. ... The son of Phillip Brazile and Melissa Baldwin
Siblings: Phillip Brazile II, Brittany Brazile, Reece Winn, Tamia Brazile, Mariah Fuller, Prince Fuller.

• Played his freshman season at Missouri before transferring to Arkansas ... Wore #2 for his first two years at Arkansas and #4 as a junior in 2024-25 ... Granted a medical redshirt for the 2022-23 season ... Participated in the 2024 NBA Draft Combine

- **BROKE THE 1,000-PT BARRIER FOR HIS RAZORBACK CAREER vs HAWAII** ... now with 1013
- **The only Razorback to have the 40 3-pointers (41); 40 blocked shots (53) and 40 steals (51) in the same season. (HogStats)**
- **1 of just 3 Razorbacks to have 40 steals (51), 40 blocks (53) and 40 assists (50) in the same season. (HogStats)**

2025-26 HIGHLIGHTS:

• **SOUTHERN:** Recorded a **double-double** with a then career-high 25 points and getting 11 rebounds ... Was a **career-best 8-of-10 at the free throw line** ...
WINTHROP: Scored 14 points while adding a team-best eight rebounds ... Blocked a then season-high four shots - **all in the final 11 minutes - two were 3-point attempts** and one was a jumper at the free throw line ... • **vs DUKE:** Recorded his **second double-double** with 11 points and 11 rebounds ... Made 2 3-pointers and a highlight-reel offensive rebound/dunk ... • **LOUISVILLE:** Led the team with 21 points (8-of-11 FG - 3-of-4 3PT) ... Had a blocked shot with 7:31 left that **Coach Calipari said "won the game"** ... • **vs FRESNO ST:** Tied his career high with four steals ... • **SEC PLAYER OF THE WEEK (12/15) vs TEXAS TECH:** Recorded a **double-double with 24 points and 10 rebounds** ... Was 8-of-13 from the field and 4-of-5 from deep ... Had a **blocked shot with Arkansas leading by six with 45 seconds left to help seal the win** ... Scored 18 points with eight rebounds in the second half to spur the come-from-behind win ... Overall, Brazile's two 3-pointers started a 26-15 Razorback run and he **scored 14 of the Hogs' 26 points in the run** ... After making two free throws to put Arkansas up six and, on the TTU ensuing possession, Brazile had his aforementioned blocked shot to seal the win ... • **QUEENS:** Scored a then career-high 26 points, **making a career-high 9 FG (9-of-11) and a career-high 5 3PT (5-of-7)** ... Added three assists and three steals ... Made his first 7 shots overall, including 5 3-pointers, and scored 18 first-half points ... • **JAMES MADISON:** Stuffed the stat sheet with seven rebounds, three assists, three blocked shots and two steals ... • **TENNESSEE:** Played one of his best all-around defensive games and tied for the team lead with seven rebounds ... • **at Ole Miss:** Scored 18 points (4-of-6 3PT) ... Hit 2 key 3's inside the final minute of the first half and two 3's late in the second half to secure the win ... Tied for the team lead with six rebounds ... • **VANDERBILT:** Was praised by Coach Calipari for playing his best overall game ... Recorded his **fourth double-double with 10 points and 14 rebounds** ... The 14 boards tied his SEC career ... Had a then career-high five assists and **tied his career-high with four steals** ... **LSU:** Had a team-best seven rebounds and a team-best three steals ... Hit a "dagger 3" with 50 seconds left that essentially secured the win ... • **at Oklahoma:** Had another solid stat line and, **for the fourth time this season, blocked a shot that essentially won the game** ... Finished with seven points, seven rebounds, four assists and two blocked shots ... **With Arkansas up two, blocked at shot with 12 seconds left that helped secure the win** ... • **KENTUCKY:** Just missed a double-double with 16 points and a team-high eight rebounds while adding three blocked shots ... • **at Miss State:** Scored 19 points with four blocked shots, four assists and eight rebounds ... For the first time in his career, played all 40 minutes in a regulation game ... • **at LSU:** Tallied his **fifth double-double** with 14 points and 12 rebounds ... Had 11 defensive boards ... **Tied his career high with four steals** ... Had a season and **SEC career-high five blocked shots** ... • **AUBURN:** Continued his strong play with 11 points, seven rebounds and four blocked shots ... In the second half, scored 9 points ... with three blocked shots as Arkansas was able to pull away for the 13-point win ... • **at Alabama:** Played a career-high 46:37 ... Had 11 points and eight rebounds while continuing his rim protection with three blocked shots ... Had five points and two blocked shots in the two overtime periods ... • **MISSOURI:** Dished out a **career-high six assists** ... • **TEXAS A&M:** Had five assists and just missed a double-double with 14 points and eight rebounds ... • **TEXAS:** Saved his best for his last home game as a Hog ... Scored a **career-high 28 points** on 9-of-8 shooting from the field (3-of-5 3PT) and **7-of-8 at the line - both SEC career highs** ... Added seven rebounds and three blocks with two highlight-reel dunks ... • **at Missouri:** Playing his last game in his home state, pumped in 17 points and nine rebounds (including five offensive) ... Hit a "dagger" 3-pointer with 38 seconds left in OT to give Arkansas a 2-point lead ... Added three steals, including one with 12 seconds left to help seal the win ... • **SEC ALL-TOURNAMENT TEAM:** Averaged 14.7 points and 10.0 rebounds with two double-doubles and **one of the best final 4 minutes in SEC Championship history** ... • **vs Oklahoma (SEC):** Had 12 points and 11 rebounds with two blocked shots ... • **vs Ole Miss (SEC):** Tallied 16 points and 10 rebounds with two steals ... His 10th rebound led to him being fouled and he went 1-of-2 at the line with three seconds left to provide the winning score ... • **vs Vanderbilt (SEC):** Continued to dominate the Commodores, scoring 16 points with 9 rebounds, three blocked shots and two steals ... Was 6-of-9 from the field and 4-of-5 from 3PT ... Up 2 inside 4 minutes to play, Brazile scored 8 points in a 12-0 run with a pair of 3-pointers and a dunk with a steal, a deflection and a blocked shot ... • **vs Hawaii'i (NCAA):** Had 19 points, 6 rebounds and three blocked shots ... Had three dunks, including one highlight-reel slam.

CAREER DOUBLE-DOUBLES (17)

SOPHOMORE (at ARK)			(2)
11/07/22	NORTH DAKOTA STATE	21 pts	12 reb
11/16/22	SOUTH DAKOTA STATE	13 pts	10 reb
R-SOPHOMORE (at ARK)			(4)
11/22/23	vs Stanford	# 14 pts	17 reb
11/23/23	vs Memphis	# 13 pts	10 reb
11/29/23	DUKE	19 pts	11 reb
03/13/24	vs Vanderbilt (SEC)	13 pts	12 reb
JUNIOR (at ARK)			(4)
03/04/25	at Vanderbilt	# 16 pts	14 reb
03/08/25	MISSISSIPPI STATE	# 11 pts	11 reb
03/13/25	vs Ole Miss	# 15 pts	11 reb
03/20/25	vs Kansas	# 11 pts	12 reb
SENIOR (at ARK)			(7)
11/03/25	SOUTHERN	25 pts	11 reb
11/27/25	vs Duke	11 pts	11 reb
12/13/25	vs Texas Tech	24 pts	10 reb
01/20/26	VANDERBILT	10 pts	14 reb
02/10/26	at LSU	14 pts	12 reb
03/13/26	vs Oklahoma (SEC)	# 12 pts	11 reb
03/14/26	vs Ole Miss (SEC)	# 16 pts	10 reb

- back-to-back games

BRAZILE'S PERSONAL BESTS

POINTS		
Season: 28	vs Texas (03/04/26)	
Career: 28	vs Texas (03/04/26)	
SEC: 28	vs Texas (03/04/26)	

FG MADE		
Season: 9 (2x)	LAST vs Texas (03/04/26)	
Career: 9 (2x)	LAST vs Texas (03/04/26)	
SEC: 9	vs Texas (03/04/26)	

FG ATTEMPTED		
Season: 17	vs Hawaii'i (03/19/26)	
Career: 17	vs Hawaii'i (03/19/26)	
SEC: 12 (2x)	LAST at Miss State (02/07/26)	

3-POINT FG MADE		
Season: 5	vs Queens (12/16/25)	
Career: 5	vs Queens (12/16/25)	
SEC: 4	at Ole Miss (01/07/26)	

3-PT FG ATTEMPTS		
Season: 7 (2x)	vs Hawaii'i (03/19/26)	
Career: 8	vs San Diego State (11/23/22)	
SEC: 6	at Miss State (02/07/26)	

FT MADE		
Season: 8	vs Southern (11/03/25)	
Career: 8	vs Southern (11/03/25)	
SEC: 7	vs Texas (03/04/26)	

FT ATTEMPTED		
Season: 10	vs Southern (11/03/25)	
Career: 10	vs Southern (11/03/25)	
SEC: 8	vs Texas (03/04/26)	

REBOUNDS		
Season: 14	vs Vanderbilt (01/20/26)	
Career: 17	vs Stanford (11/22/23)	
SEC: 14 (2x)	LAST vs Vanderbilt (01/20/26)	

ASSISTS		
Season: 6	vs Missouri (02/21/26)	
Career: 6	vs Missouri (02/21/26)	
SEC: 6	vs Missouri (02/21/26)	

STEALS		
Season: 4 (3x)	LAST at LSU (02/10/26)	
Career: 4 (4x)	LAST at LSU (02/10/26)	
SEC: 4 (2x)	at LSU (02/10/26)	

BLOCKED SHOTS		
Season: 5	at LSU (02/10/26)	
Career: 6	vs Illinois (12/22/21)	
SEC: 5	at LSU (02/10/26)	

MINUTES		
Season: 46:37	at Alabama (02/18/26) 20T	
Career: 46:37	at Alabama (02/18/26) 20T	
SEC: 46:37	at Alabama (02/07/26) 20T	

TREVON BRAZILE 2025-26 GAME STATS

Opponent	Date	GS	Min	FG	FGA	Pct	3FG	3A	Pct	FT	FTA	Pct	O	D	Tot	Avg	PF	FO	A	TO	Blk	Stl	Pts	Avg
SOUTHERN	11/03/25	*	28	8	14	.571	1	3	.333	8	10	.800	2	9	11	11.0	0	0	1	1	1	1	25	25.0
at Michigan ST.	11/08/25	*	15	1	5	.200	0	2	.000	1	2	.500	0	2	2	6.5	4	0	0	2	1	1	3	14.0
CENTRAL ARKANSAS	11/11/25	DNP	-	-	-	-	-	-	-	-	-	-	-	-	-	-	-	-	-	-	-	-	-	-
SAMFORD	11/14/25	*	23	6	14	.429	1	5	.200	2	3	.667	1	6	7	6.7	2	0	0	1	1	0	15	14.3
WINTHROP	11/18/25	*	35	5	6	.833	0	0	.000	4	4	1.000	1	7	8	7.0	1	0	2	1	1	1	14	14.3
JACKSON ST.	11/21/25	*	20	2	4	.500	0	1	.000	4	4	1.000	1	6	7	7.0	0	0	1	0	2	1	8	13.0
vs Duke	11/27/25	*	35	3	7	.429	2	5	.400	3	4	.750	3	8	11	7.7	2	0	2	2	1	2	11	12.7
LOUISVILLE	12/03/25	*	31	8	11	.727	3	4	.750	2	3	.667	1	4	5	7.3	1	0	0	1	1	2	21	13.9
vs Fresno St.	12/06/25	*	29	1	7	.143	0	2	.000	2	3	.667	1	5	6	7.1	1	0	1	0	1	4	4	12.6
vs Texas Tech	12/13/25	*	32	8	13	.615	4	5	.800	4	4	1.000	3	7	10	7.4	3	0	2	2	0	2	24	13.9
QUEENS (NC)	12/16/25	*	25	9	11	.818	5	7	.714	3	4	.750	1	3	4	7.1	2	0	3	3	0	3	26	15.1
vs Houston	12/20/25	*	22	1	3	.333	0	1	.000	3	4	.750	2	4	6	7.0	2	0	0	1	1	0	5	14.2
JAMES MADISON	12/29/25	*	27	3	6	.500	0	2	.000	2	2	1.000	1	6	7	7.0	2	0	3	1	3	2	8	13.7
TENNESSEE	01/03/26	*	38	3	10	.300	0	5	.000	1	2	.500	2	5	7	7.0	1	0	0	2	1	2	7	13.2
at Ole Miss	01/07/26	*	31	5	6	.833	4	5	.800	4	7	.571	1	5	6	6.9	3	0	1	0	1	0	18	13.5
at Auburn	01/10/26	*	27	5	9	.556	1	3	.333	1	1	1.000	2	3	5	6.8	2	0	1	1	0	1	12	13.4
SOUTH CAROLINA	01/14/26	*	32	5	8	.625	1	3	.333	2	3	.667	1	4	5	6.7	0	0	2	0	0	2	13	13.4
at Georgia	01/17/26	*	25	4	7	.571	0	1	.000	0	2	.000	0	2	2	6.4	0	0	0	1	1	2	8	13.1
VANDERBILT	01/20/26	*	32	4	7	.571	0	1	.000	2	2	1.000	1	13	14	6.8	2	0	5	2	2	4	10	12.9
LSU	01/24/26	*	28	3	6	.500	1	2	.500	0	1	.000	1	6	7	6.8	3	0	1	2	0	3	7	12.6
at Oklahoma	01/27/26	*	34	3	6	.500	0	1	.000	0	0	.000	0	7	7	6.9	1	0	4	2	2	0	6	12.3
KENTUCKY	01/31/26	*	38	5	10	.500	2	6	.333	4	6	.667	2	6	8	6.9	5	1	2	0	3	0	16	12.4
at Mississippi St.	02/07/26	*	40	7	12	.583	2	6	.333	3	5	.600	1	7	8	7.0	1	0	4	0	4	1	19	12.7
at LSU	02/10/26	*	37	4	8	.500	1	4	.250	5	6	.833	1	11	12	7.2	4	0	1	1	5	4	14	12.8
AUBURN	02/14/26	*	36	5	12	.417	1	5	.200	0	0	.000	0	7	7	7.2	3	0	1	2	4	1	11	12.7
at Alabama	02/18/26	*	47	5	13	.385	0	4	.000	1	2	.500	1	7	8	7.2	1	0	1	2	3	2	11	12.6
MISSOURI	02/21/26	*	32	3	9	.333	2	7	.286	4	4	1.000	1	4	5	7.1	5	1	6	1	1	0	12	12.6
TEXAS A&M	02/25/26	*	31	4	6	.667	1	3	.333	5	6	.833	4	4	8	7.1	4	0	3	1	0	1	14	12.7
at Florida	02/28/26	*	25	1	3	.333	0	2	.000	1	2	.500	2	3	5	7.1	4	0	0	1	0	0	3	12.3
TEXAS	03/04/26	*	36	9	11	.818	3	5	.600	7	8	.875	1	6	7	7.1	1	0	1	3	2	28		

11 KARTER KNOX

6-6, 220, W, So. || Tampa, Fla. || Overtime Elite - RWE

@karterknox

Major: Communications ... Born May 16, 2005 in Tampa ... Son of Kevin and Michelle Knox ... Siblings are Kevin, Kobe and Ashley ... His father played WR at Florida State and the Arizona Cardinals ... Oldest brother, Kevin II, was the ninth pick of the 2018 draft and played for Calipari at Kentucky where he was the 2018 SEC Freshman of the Year ... Older brother, Kobe, played basketball at South Florida and now plays at South Carolina ... Younger sister, Ashley, plays basketball.

- » Participated in 2025 NBA Draft Combine
- » Participated in 2025 Chris Paul and Jayson Tatum High School and College Elite Camps
- » Voted 2025-26 Preseason All-SEC by the league's media

• The 9th player in program history to reach 300+ points, 100+ rebounds, 30+ assists, 20+ steals and 10+ blocks as a freshman (HogStats).

• Named preseason All-SEC third team by the league's media AND coaches

• KARTER KNOX OUT:

Karter Knox underwent a successful procedure (Feb. 19) to repair his left meniscus, performed by Dr. Walt Lowe in Houston. No timetable has been set for his return.

2025-26 HIGHLIGHTS:

- **UCA:** Record his first career double-double with 19 points and a career-high 10 rebounds ... Was 4-of-6 from deep, tying a career-high for makes ... Made his first four 3-pointers and was 5-of-5 at the line.
- **JSU:** Record his second career double-double with 17 points and a 10 rebounds to tie his career high ... Had 8 and 7 in the first half ... Was 2-of-3 from 3-point and 6-of-7 at the line while adding two steals.
- **vs FRESNO ST:** Scored 11 points - 9 in the second half ... with three assists ... During the 22-6 run to start the second half, Knox drained three 3-pointers and dished out two assists.
- **vs TEXAS TECH:** Had a breakthrough game, scoring 20 points - one shy of his career high - by going 8-of-11 from the field (3-of-4 3PT) ... Added six rebounds and two steals.
- **TENNESSEE:** Tied for the team lead with seven rebounds ... Added 11 points ... Had nine of his points and six of his rebounds in the second half ... Had a key 3-pointer with 3:00 left as the shot clock was expiring.
- **at Ole Miss:** Tied for the team lead with six rebounds, all coming in the second half.
- **SOUTH CAROLINA:** Faced off against his brother Kobe for the first time ... In limited minutes due to injury suffered at Auburn, was 4-of-9 from the field with four rebounds and a blocked shots (tying his season high and SEC career high) in 17:18.
- **at Georgia:** One of the few games in his career that Knox had at least five rebounds in a Razorback loss ... Finished with seven boards and eight points.
- **VANDERBILT:** Scored 16 points, one shy of his SEC career best, on 6-of-9 shooting.
- **at Oklahoma:** Had a quiet 11 points, going 4-of-4 from 3-point range (1-of-4 from 3PT).
- **AUBURN:** Worked jhis way back into the lineup and had two assists in 6:25 played before tweaking his knee again when he slipped in the first half

CAREER DOUBLE-DOUBLES (2)

SOPH	(1)
11/11/25	CENTRAL ARKANSAS 19 pts 10 reb
11.21.25	JACKSON STATE 17 pts 10 reb



KNOX'S PERSONAL BESTS

POINTS	
Season: 20	vs Texas Tech (12/13/25)
Career: 21	vs UMS (11/25/24)
SEC: 17	at Texas A&M (02/15/25)

FG MADE	
Season: 8	vs Texas Tech (12/13/25)
Career: 9	vs UMS (11/25/24)
SEC: 7	at Texas A&M (02/15/25)

FG ATTEMPTED	
Season: 11	vs Texas Tech (12/13/25)
Career: 14	vs UMS (11/25/24)
SEC: 9 (2x)	LAST vs Vanderbilt (01/20/26)

3-POINT FG MADE	
Season: 4	vs UCA (11/11/25)
Career: 4 (2x)	LAST vs UCA (11/11/25)
SEC: 3	at Texas A&M (02/15/25)

3-PT FG ATTEMPTS	
Season: 6	vs UCA (11/11/25)
Career: 8	vs UMS (11/25/24)
SEC: 5 (3x)	LAST vs Vanderbilt (01/20/26)

FT MADE	
Season: 5 (2x)	LAST vs Jackson St (11/21/25)
Career: 11	vs Georgia (01/22/25)
SEC: 11	vs Georgia (01/22/25)

FT ATTEMPTED	
Season: 7	vs Jackson St (11/21/25)
Career: 13	vs Georgia (01/22/25)
SEC: 13	vs Georgia (01/22/25)

REBOUNDS	
Season: 10 (2x)	LAST vs Jackson St (11/21/25)
Career: 10 (2x)	LAST vs Jackson St (11/21/25)
SEC: 8	vs LSU (02/12/25)

ASSISTS	
Season: 4	at Michigan State (11/08/25)
Career: 5	at South Carolina (03/01/25)
SEC: 5	at South Carolina (03/01/25)

STEALS	
Season: 2 (2x)	LAST vs Texas Tech (12/13/25)
Career: 2 (5x)	LAST vs Texas Tech (12/13/25)
SEC: 2 (3x)	LAST at Auburn (02/19/25)

BLOCKED SHOTS	
Season: 2 (2x)	LAST vs South Carolina (01/14/26)
Career: 4	vs St. John's (03/22/25)
SEC: 2 (2x)	LAST vs South Caro (01/14/26)

MINUTES	
Season: 35:00	vs Texas Tech (12/13/25)
Career: 36:13	vs Missouri (02/22/25)
SEC: 36:13	vs Missouri (02/22/25)

KARTER KNOX 2025-26 GAME STATS

Opponent	Date	GS	Min	FG	FGA	Pct	3FG	3A	Pct	FT	FTA	Pct	O	D	Tot	Avg	PF	FO	A	TO	Blk	Stl	Pts	Avg
SOUTHERN	11/03/25	DNP	Inj																					
at Michigan St.	11/08/25	19	0	1	.000	0	1	.000	0	0	.000	0	4	4	4.0	2	0	4	4	0	1	0	0.0	
CENTRAL ARKANSAS	11/11/25	* 24	5	8	.625	4	6	.667	5	5	1.000	3	7	10	7.0	4	0	1	2	1	1	1	19	9.5
SAMFORD	11/14/25	* 28	2	5	.400	0	1	.000	0	0	.000	1	5	6	6.7	1	0	2	2	0	0	4	7.7	
WINTHROP	11/18/25	* 24	3	7	.429	1	2	.500	2	2	1.000	1	2	3	5.8	2	0	1	2	0	1	9	8.0	
JACKSON ST.	11/21/25	* 18	5	10	.500	2	3	.667	5	7	.714	1	9	10	6.6	2	0	1	1	0	2	17	9.8	
vs Duke	11/27/25	* 23	1	4	.250	0	2	.000	0	0	.000	1	1	2	5.8	3	0	0	1	0	1	2	8.5	
LOUISVILLE	12/03/25	* 21	2	9	.222	1	2	.500	0	0	.000	2	3	5	5.7	2	0	0	0	1	1	5	8.0	
vs Fresno St.	12/06/25	* 24	4	9	.444	3	5	.600	0	0	.000	1	3	4	5.5	2	0	3	2	1	1	11	8.4	
vs Texas Tech	12/13/25	* 35	8	11	.727	3	4	.750	1	3	.333	2	4	6	5.6	2	0	1	0	2	2	20	9.7	
QUEENS (NC)	12/16/25	* 23	3	5	.600	1	3	.333	4	4	1.000	1	4	5	5.5	2	0	3	1	1	1	11	9.8	
vs Houston	12/20/25	* 28	1	6	.167	1	5	.200	0	0	.000	0	2	5	2	2	0	1	1	0	0	3	9.2	
JAMES MADISON	12/29/25	* 18	3	7	.429	1	2	.500	0	0	.000	1	3	4	5.1	1	0	1	0	0	0	7	9.0	
TENNESSEE	01/03/26	* 27	3	8	.375	1	5	.200	4	5	.800	4	3	7	5.2	2	0	0	1	1	1	11	9.2	
at Ole Miss	01/07/26	* 30	4	8	.500	2	5	.400	0	0	.000	2	4	6	5.3	3	0	2	2	1	1	10	9.2	
at Auburn	01/10/26	* 7	0	1	.000	0	0	.000	0	0	.000	0	1	1	5.0	0	0	0	0	0	0	0	8.6	
SOUTH CAROLINA	01/14/26	17	4	9	.444	0	3	.000	0	1	.000	0	4	4	4.9	2	0	0	2	1	8	8.6		
at Georgia	01/17/26	20	3	6	.500	2	4	.500	0	0	.000	2	5	7	5.1	3	0	0	2	1	0	8	8.5	
VANDERBILT	01/20/26	* 29	6	9	.667	2	5	.400	2	2	1.000	1	3	4	5.0	1	0	2	0	0	0	16	8.9	
LSU	01/24/26	* 24	2	5	.400	1	4	.250	0	2	.000	4	1	5	5.0	3	0	2	1	0	0	5	8.7	
at Oklahoma	01/27/26	* 25	5	8	.625	1	4	.250	0	0	.000	1	1	2	4.9	2	0	0	0	1	1	11	8.9	
KENTUCKY	01/31/26	* 15	0	1	.000	0	1	.000	0	0	.000	0	1	1	4.7	2	0	0	0	0	0	0	8.4	
at Mississippi St.	02/07/26	DNP	Inj																					
at LSU	02/10/26	DNP	Inj																					
AUBURN	02/14/26	6	0	2	.000	0	2	.000	1	2	.500	0	2	2	4.5	1	0	2	0	0	0	1	8.1	
at Alabama	02/18/26	DNP	Inj																					
MISSOURI	02/21/26	DNP	Inj																					
TEXAS A&M	02/25/26	DNP	Inj																					
at Florida	02/28/26	DNP	Inj																					
TEXAS	03/04/26	DNP	Inj																					
at Missouri	03/07/26	DNP	Inj																					
vs Oklahoma (SEC)	03/13/26	DNP	Inj																					
vs Ole Miss (SEC)	03/14/26	DNP	Inj																					
vs Vanderbilt (SEC)	03/15/26	DNP	Inj																					
vs Hawai'i (NCAA)	03/19/26	DNP	Inj																					
Totals		18	485	64	139	.460	26	69	.377	24	33	.727	28	72	100	4.5	44	0	26	22	12	15	178	8.1

KARTER KNOX CAREER STATISTICS

Year	GP	GS	Min	Avg	FG	FGA	Pct	3FG	3FGA	Pct	FT	FTA	Pct	Off	Def	Tot	Avg	PF	FO	Ast	TO	Blk	Stl	Pts	Avg
2024-25	36	24	861	23.9	96	208	.462	35	100	.350	73	91	.802	24	95	119	3.3	68	0	37	41	17	21	300	8.3
2025-26	22	18	485	22.0	64	139	.460	26	69	.377	24	33	.727	28	72	100	4.5	44	0	26	22	12	15	178	8.1
TOTAL	58	42	1346	23.2	160	347	.461	61	169	.361	97	124	.782	52	167	219	3.8	112	0	63	63	29	36	478	8.2

12 MALIQUE EWIN

6-10, 240, Sr., F || Lawrenceville, Ga. || Berkmar HS || Florida State

@MaliqueEwin

@officialmaliquee

Pronounced: You-In ... Major: Sociology ... Born May 13, 2003, in Fort Lauderdale, Fla. ... Son of Natasha Lewis and Denver Flex Ewin ... Is the third youngest of eight siblings - two sisters (Brittney and Breanna Lewis) and four brothers (Matthew Lewis, Denver Ewin, Tracy Lewis and Jahari Johnson) ... Earned an Associates of Arts Degree in General Studies from South Plains Community College in May 2024.

• **LAST YEAR at FSU:** Led the ACC and ranked 17th nationally by shooting 59.6% from the field and led the Seminoles by averaging 7.6 rebounds ... Ranked third in the ACC (45th nationally) in offensive rebounding (3.07) ... Ranked second on the team by averaging 14.2 points.

- Made his first 15 FTA ... Also streaks of 12-straight, 11-straight, 10-straight
- at LSU (2/10): left the game at 4:53 in the second half after getting hit and cutting his forehead ... He did not return and had four stitches to close the wound.

2025-26 HIGHLIGHTS:

• **JSU:** Scored a season-high 21 points - his fifth career 20-point game - with three assists and two steals ... Scored 17 in the second half ... **Made his first career 3-pointer** (on just his second career attempt from deep) ... Was 8-of-9 from the field - with five dunks - and 4-of-4 from the line ... • **LOUISVILLE:** Had an impressive game in the win, scoring 12 points and grabbing nine rebounds ... Was 3-of-4 from the field and 6-of-8 at the line ... Pulled down seven offensive rebounds, his 3rd-best effort on the offensive end for his career ... Inside the last three minutes (with Arkansas up 6), Ewin had two offensive rebounds and was 4-of-6 of the line ... • **vs TEXAS TECH:** Turned in a solid game with nine points (4-of-5 FG) with six rebounds ... Kept Arkansas in the game in the first half, scoring seven points (3-of-3 FG) with five rebounds, an assist and a blocked shot ... • **vs HOUSTON:** Scored 20 points on 5-of-9 shooting from the field ... Drew 11 fouls and tied his career high by making 10 FT and set a career-high by attempting 17 ... Led the team with nine rebounds and added two blocked shots ... • **JAMES MADISON:** Led the team with nine rebounds ... Added 11 points, two blocked shots and tied his career-high with three steals ... • **TENNESSEE:** Was 8-of-8 at the line, scoring 12 points for the game ... Added six boards and had a season-high four blocked shots ... Had 10 of his 12 points, 5 of his 6 rebounds and all four blocked shots in the second half ... • **at Ole Miss:** Only played 15:09 with five points and two rebounds but was a team-best +21 ... • **at Auburn:** Record his first double-double as a Razorback with 13 points and a season-high 12 rebounds ... Improved to 2-of-2 from 3-point range making his only attempt ... Led the team in plus/minus at -3 in the 22-point loss ... • **SOUTH CAROLINA:** Scored an SEC-high 18 points in 14:37 played, going 8-of-10 from the field and 2-of-2 at the line ... • **at Georgia:** Scored 12 points, going 4-of-4 at the line, with seven rebounds ... • **VANDERBILT:** Scored an efficient 16 points thanks to four dunks (5-of-6 FG and 6-of-8 FT) ... • **at Oklahoma:** Did not miss a shot in scoring 12 points, going 5-of-5 from the field and 2-of-2 at the line ... • **AUBURN:** Played nearly 19 minutes (working his way back after getting injured late at LSU, scored eight points and had two blocked shots ... Was a team-best +16 ... • **MISSOURI:** Had 16 points and eight rebounds ... Attempted a season-high 11 field goals, making 6 - his 2nd most in an SEC game ... • **TEXAS A&M:** Played a season-high 33:38 and thanks to scoring 18 points to tie an SEC high (6-of-7 FG - 6-of-6 FT) - with nine rebounds while adding a career-high 4 assists and two blocked shots ... • **at Missouri:** Dominated overtime to get Arkansas the win as he scored 9 of the Hogs' 12 points in OT ... Midway through the OT, drained a 3-pointer to give the hogs a 4-point lead ... Finished with 17 points and nine rebounds (four offensive) while playing a career-high 31:19 ... With eight seconds left, grabbed an offensive rebound off a missed free throw, was fouled and made two free throws for a 4-point lead ... Secured the win with five seconds left by making two more free throws ... • **vs Ole Miss (SEC):** Posted his second double-double with 14 points and 13 rebounds ... Had seven second-half rebounds (six offensive) ... • **vs Hawai'i (NCAA):** Record his third double-double of the season with 16 points and 12 rebounds ... Added a career-high six assists ... Had four dunks and was 6-of-8 from the field overall, 4-of-4 FT.

CAREER DOUBLE-DOUBLES (12)

JUNIOR (at FSU)	(9)
12/02/24 at LSU	17 pts 17 reb
12/17/24 WINTHROP	21 pts 15 reb
01/08/25 at Miami (Fla.)	^ 20 pts 10 reb
01/11/25 at Clemson	^ 15 pts 10 reb
01/15/25 PITTSBURGH	^ 18 pts 13 reb
01/18/25 GEORGIA TECH	^ 17 pts 11 reb
01/22/25 at Cal	^ 16 pts 10 reb
02/04/25 NOTRE DAME	# 18 pts 10 reb
02/12/25 at Wake Forest	# 14 pts 12 reb
SENIOR (at ARK)	(3)
01/10/26 at Auburn	13 pts 12 reb
03/14/26 vs Ole Miss (SEC)	14 pts 13 reb
03/19/26 vs Hawai'i (NCAA)	16 pts 12 reb

^ - consecutive games
- back-to-back games



EWIN'S PERSONAL BESTS

POINTS	Season: 21 vs Jackson State (11/21/25)
Career: 26	vs SMU (03/08/25)
SEC: 18 (2x)	LAST vs Texas A&M (02/25/26)
FG MADE	Season: 8 (2x) LAST: vs South Carolina (01/14/26)
Career: 11	at NC State (01/27/24)
SEC: 8	vs South Carolina (01/14/26)

FG ATTEMPTED	Season: 12 at Missouri (03/07/26)
Career: 15	at Cal (01/22/25)
SEC: 12	at Missouri (03/07/26)

3-POINT FG MADE	Season: 1 (3x) LAST at Missouri (03/07/26)
Career: 1 (2x)	LAST at Missouri (03/07/26)
SEC: 1 (2x)	LAST at Missouri (03/07/26)

3-PT FG ATTEMPTS	Season: 1 (3x) LAST at Missouri (03/07/26)
Career: 1 (4x)	LAST at Missouri (03/07/26)
SEC: 1 (2x)	LAST at Missouri (03/07/26)

FT MADE	Season: 10 LAST vs Houston (12/20/25)
Career: 10 (2x)	LAST vs Houston (12/20/25)
SEC: 8	vs Tennessee (01/20/26)

FT ATTEMPTED	Season: 17 vs Houston (12/20/25)
Career: 17	vs Houston (12/20/25)
SEC: 8 (2x)	LAST vs Vanderbilt (01/20/26)

REBOUNDS	Season: 13 vs Ole Miss (03/14/26)
Career: 17	at LSU (12/03/24)
SEC: 12	at Auburn (01/10/26)

ASSISTS	Season: 6 vs Hawai'i (03/19/26)
Career: 6	vs Hawai'i (03/19/26)
SEC: 1 (2x)	LAST vs South Carolina (01/14/26)

STEALS	Season: 3 vs James Madison (12/29/25)
Career: 3 (4x)	LAST: vs JMU (12/29/25)
SEC: 1 (2x)	LAST vs LSU (01/24/26)

BLOCKED SHOTS	Season: 4 vs Tennessee (01/03/26)
Career: 5	vs UCF (12/14/22)
SEC: 4	vs Tennessee (01/03/26)

MINUTES	Season: 31:19 at Missouri (03/07/26)
Career: 36:34	at Wake Forest (02/12/25)
SEC: 31:19	at Missouri (03/07/26)

MALIQUE EWIN 2025-26 GAME STATS																								
Opponent	Date	GS	Min	FG	FGA	Pct	3FG	3A	Pct	FT	FTA	Pct	O	D	Tot	Avg	PF	FO	A	TO	Blk	Stl	Pts	Avg
SOUTHERN	11/03/25	17	2	3	.667	0	0	.000	2	2	1.000	3	1	4	4.0	2	0	0	0	0	1	6	6.0	
at Michigan St.	11/08/25	16	2	3	.667	0	0	.000	0	0	.000	2	0	2	3.0	2	0	0	1	1	1	4	5.0	
CENTRAL ARKANSAS	11/11/25	23	4	5	.800	0	0	.000	2	2	1.000	0	5	5	3.7	3	0	0	1	0	1	10	6.7	
SAMFORD	11/14/25	7	1	3	.333	0	0	.000	0	0	.000	0	0	0	2.8	2	0	0	1	1	0	2	5.5	
WINTHROP	11/18/25	* 7	1	2	.500	0	0	.000	0	0	.000	2	1	3	2.8	1	0	0	1	1	0	2	4.8	
JACKSON ST.	11/21/25	14	8	9	.889	1	1	1.000	4	4	1.000	1	2	3	2.8	2	0	3	1	1	2	21	7.5	
vs Duke	11/27/25	20	3	7	.429	0	0	.000	1	1	1.000	2	1	3	2.9	3	0	1	1	0	0	7	7.4	
LOUISVILLE	12/03/25	17	3	4	.750	0	0	.000	6	8	.750	7	2	9	3.6	1	0	0	0	0	1	12	8.0	
vs Fresno St.	12/06/25	17	4	6	.667	0	0	.000	1	2	.500	3	2	5	3.8	3	0	0	0	2	0	9	8.1	
vs Texas Tech	12/13/25	18	4	5	.800	0	0	.000	1	2	.500	4	2	6	4.0	2	0	1	1	1	0	9	8.2	
QUEENS (NC)	12/16/25	9	0	1	.000	0	0	.000	0	0	.000	1	1	2	3.8	0	0	1	2	0	0	0	7.5	
vs Houston	12/20/25	28	5	9	.556	0	0	.000	10	17	.588	3	6	9	4.3	2	0	1	2	2	0	20	8.5	
JAMES MADISON	12/29/25	19	3	5	.600	0	0	.000	5	8	.625	3	6	9	4.6	2	0	1	1	2	3	11	8.7	
TENNESSEE	01/03/26	27	2	4	.500	0	0	.000	8	8	1.000	3	3	6	4.7	3	0	0	4	4	1	12	8.9	
at Ole Miss	01/07/26	15	2	3	.667	0	0	.000	1	4	.250	1	1	2	4.5	1	0	0	1	0	0	5	8.7	
at Auburn	01/10/26	25	3	8	.375	1	1	1.000	6	9	.667	4	8	12	5.0	2	0	1	0	2	0	13	8.9	
SOUTH CAROLINA	01/14/26	15	8	10	.800	0	0	.000	2	2	1.000	3	1	4	4.9	2	0	1	2	1	1	18	9.5	
at Georgia	01/17/26	20	4	9	.444	0	0	.000	4	4	1.000	5	2	7	5.1	5	1	2	2	1	1	12	9.6	
VANDERBILT	01/20/26	23	5	6	.833	0	0	.000	6	8	.750	2	2	4	5.0	3	0	1	1	1	0	16	9.9	
LSU	01/24/26	17	2	7	.286	0	1	.000	2	4	.500	1	4	5	5.0	0	0	1	2	1	1	6	9.8	
at Oklahoma	01/27/26	19	5	5	1.000	0	0	.000	2	2	1.000	2	2	4	5.0	2	0	1	2	0	0	12	9.9	
KENTUCKY	01/31/26	25	4	8	.500	0	0	.000	3	6	.500	1	4	5	5.0	3	0	2	0	0	1	11	9.9	
at Mississippi St.	02/07/26	14	1	2	.500	0	0	.000	0	0	.000	1	1	2	4.8	1	0	1	1	1	2	2	9.6	
at LSU	02/10/26	17	3	4	.750	0	0	.000	0	0	.000	2	4	6	4.9	3	0	1	1	1	0	6	9.4	
AUBURN	02/14/26	18	4	5	.800	0	0	.000	0	0	.000	1	0	1	4.7	1	0	0	0	2	0	8	9.4	
at Alabama	02/18/26	20	0	4	.000	0	0	.000	0	0	.000	4	3	7	4.8	3	0	0	1	1	0	0	9.0	
MISSOURI	02/21/26	32	6	11	.545	0	0	.000	4	4	1.000	3	5	8	4.9	4	0	0	1	1	0	16	9.3	
TEXAS A&M	02/25/26	34	6	7	.857	0	0	.000	6	6	1.000	7	2	9	5.1	4	0	4	2	2	0	18	9.6	
at Florida	02/28/26	26	4	12	.333	0	0	.000	3	4	.750	5	3	8	5.2	4	0	0	0	0	1	11	9.6	
TEXAS	03/04/26	15	2	4	.500	0	0	.000	1	2	.500	1	2	3	5.1	4	0	0	1	0	1	5	9.5	
at Missouri	03/07/26	31	6	12	.500	1	1	1.000	4	7	.571	4	5	9	5.2	3	0	0	3	2	1	17	9.7	
vs Oklahoma (SEC)	03/13/26	24	3	4	.750	0	0	.000	1	2	.500	0	4	4	5.2	5	1	1	1	2	1	7	9.6	
vs Ole Miss (SEC)	03/14/26	29	5	8	.625	0	0	.000	4	6	.667	9	4	13	5.4	1	0	0	1	0	1	14	9.8	
vs Vanderbilt (SEC)	03/15/26	18	2	3	.667	0	0	.000	0	0	.000	2	1	3	5.4	1	0	0	2	0	0	4	9.6	
vs Hawai'i (NCAA)	03/19/26	* 31	6	8	.750	0	0	.000	4	4	1.000	6	6	12	5.5	1	0	6	3	1	2	16	9.8	
Totals		2	707	123	206	.597	3	4	.750	93	128	.727	98	96	194	5.5	82	2	32	42	34	23	342	9.8

MALIQUE EWIN CAREER DIVISION I STATISTICS																									
Year	GP	GS	Min	Avg	FG	FGA	Pct	3FG	3FGA	Pct	FT	FTA	Pct	Off	Def	Tot	Avg	PF	FO	Ast	TO	Blk	Stl	Pts	Avg
2022-23 (OM)	14	0	86	6.1	8	14	.571	0	0	.000	4	5	.800	3	13	16	1.1	5	0	5	7	8	1	20	1.4
2024-25 (FSU)	30	30	785	26.2	174	292	.596	0	1	.000	79	121	.653	92	137	229	7.6	86	2	52	58	24	26	427	14.2
2025-26 (ARK)	35	2	707	20.2	123	206	.597	3	4	.750	93	128	.727	98	96	194	5.5	82	2	32	42	34	23	342	9.8
TOTAL	79	32	1578	20.0	305	512	.596	3	5	.600	176	254	.693	193	246	439	5.6	173	4	89	107	66	50	789	10.0

NOTE: Played his sophomore season (2023-24) at South Plains CC

21 D.J. WAGNER

6-4, 190, Jr., G || Camden N.J. || Camden HS || Kentucky

@dq_wag21


Major: Communications ... Born May 4, 2005 in Camden, N.J. ... Son of Syreeta Brittingham and Dajuan Wagner, who played basketball at Memphis for John Calipari and was drafted sixth overall by the Cleveland Cavaliers in 2002 ... Grandfather is Milt Wagner who won a national championship at Louisville in 1986 (with Kenny Payne) and was a second round pick by the Dallas Mavericks in 1986 ... Siblings are Dayonni Wagner and former Kentucky/Arkansas teammate Kareem Watkins.

• **LAST YEAR:** The only Razorback to start all 36 games and just 1 of 3 to play all 36 games ... Averaged 11.2 points, 2.7 rebounds and 3.64 assists ... Led the team with 131 total assists, led the team in assists 16 times and had at least three assists 26 times (including 13 times with 5-plus assists) ... Scored in double figures 22 times ... Ranked 2nd in the SEC in minutes (34:32) ... Led Arkansas' late-season run to the Sweet 16 ... In those final 18 games, averaged: 34.9 min • 12.2 pts • 4.6 assists • 50-60 FT (83.3%).

• **FOR HIS CAREER ... Dished out his 300th career assist vs Vandy in the SEC Championship ... and is 61 points from 1,000 (939)**
 • **Injured his ankle in the first half of the Kentucky game but played through it ... Missed the Mississippi State and LSU games**
 ^ Returned to action by playing 5:40 versus Auburn with two points, an assist and a steal

2025-26 HIGHLIGHTS:

- **SOUTHERN:** Tied for the team lead with seven assists.
- **at MICHIGAN STATE:** Scored 13 points and led the team with three steals.
- **SAMFORD:** Scored 10 points, including two free throws with 40 seconds left to secure the win.
- **JSU:** Stuffed the stat sheet with a **season-high 16 points while tying season highs with seven assists and three steals** ... Was a team-best +50 in the 64-point win ... Was 6-of-6 from the field (2-of-2 from 3PT) and 2-of-2 at the line.
- **vs FRESNO STATE:** Scored 12 points, missed his first missed his first four 3-point attempts but was 2-of-3 from deep to finish the game.
- **QUEENS:** Was very efficient in scoring 10 points (3-of-4 FG 1-of-1 3PT • 3-of-4 FT) ... Added three assists and two steals ... Led the team with a +24 in his 23:37 played.
- **vs HOUSTON:** Scored 10 points, going 2-of-6 from 3-point range.
- **JAMES MADISON:** Scored 14 points, going 4-of-5 from 3-point range ... **The 4 triples tied his career high** ... Added four steals with zero turnovers.
- **SOUTH CAROLINA:** Scored 12 points, all in the second half, as the Hogs scored 28 points in the period.
- **VANDERBILT:** After starting the first 54 games of his Razorback career, came off the bench and responded with 11 points (5-of-8 FG) and three assists with zero turnovers.
- **at Alabama:** Dished out five assists, his best total in an SEC game this season ... Hit a 3-pointer to open the first overtime.
- **at Florida:** Had 12 points, tying his best output in an SEC game this season ... Was 3-of-4 from 3-point with the 3 triples being his second-best total in his career in an SEC game (record being 4 versus Arkansas as a freshman at UK).
- **TEXAS:** Scored 15 points - his most in an SEC for the season and second-most overall (16 vs Jackson State) ... Was 6-of-9 from the field including 3-of-4 at the line ... Added 4 rebounds and three assists.
- **at Missouri:** With Darius Acuff Jr. missing due to injury, Wagner played all 45 minutes and finished with 10 points, a team-best five assists and four rebounds ... Two assists came in overtime on huge 3's, one by Malique Ewin midway through OT and one by Trevon Brazile with 38 seconds left.
- **vs Vanderbilt (SEC):** Coach Cal said "D.J. won the game" ... Scored 11 points with four rebounds and four assists ... Was 3-of-3 from 3-point - all in the second half ... Also in the second half, had three assists and a steal to help seal the win.



WAGNER'S PERSONAL BESTS

POINTS	
Season: 16	vs Jackson State (11/21/25)
Career: 28	vs Marshall (11/24/23)
SEC: 24	vs Mississippi State (03/08/25)
FG MADE	
Season: 6	vs Jackson State (11/21/25)
Career: 10	vs Marshall (11/24/23)
SEC: 8	vs Georgia (01/20/24)
FG ATTEMPTED	
Season: 10	vs Houston (12/20/25)
Career: 15	at Texas A&M (01/13/24)
SEC: 15	at Texas A&M (01/13/24)
3-POINT FG MADE	
Season: 4	vs James Madison (12/29/25)
Career: 4 (2x)	LAST vs JMU (12/29/25)
SEC: 4	vs Arkansas (03/02/24)
3-PT FG ATTEMPTS	
Season: 8	vs Fresno St (12/06/25)
Career: 8 (2x)	LAST vs Fresno St (12/06/25)
SEC: 5 (3x)	LAST vs Ole Miss (01/08/25)
FT MADE	
Season: 3 (3x)	LAST vs Queens (12/13/25)
Career: 8	vs Missouri (02/22/25)
SEC: 8	vs Missouri (02/22/25)
FT ATTEMPTED	
Season: 4 (3x)	LAST vs Queens (12/13/25)
Career: 10	vs Missouri (02/22/25)
SEC: 10	vs Missouri (02/22/25)
REBOUNDS	
Season: 4	vs Southern (11/03/25)
Career: 6 (3x)	LAST vs UTSA (12/07/24)
SEC: 4 (3x)	LAST vs Oklahoma (01/25/25)
ASSISTS	
Season: 7 (2x)	LAST vs Jackson State (11/21/25)
Career: 10	vs Georgia (01/20/24)
SEC: 10	vs Georgia (01/20/24)
STEALS	
Season: 3 (2x)	LAST vs Jackson State (11/21/25)
Career: 4	vs Troy (1/13/24)
SEC: 3	at South Carolina (01/23/24)
BLOCKED SHOTS	
Season: 2 (2x)	LAST vs Tennessee (01/03/26)
Career: 2 (3x)	LAST vs South Caro (01/14/26)
SEC: 1	vs Tennessee (01/03/26)
MINUTES	
Season: 34:48	at Alabama (02/18/26)
Career: 40:00	vs Kansas (03/20/25)
SEC: 38:51	vs Texas (02/26/25)

D.J. WAGNER 2025-26 GAME STATS


Opponent	Date	GS	Min	FG	FGA	Pct	3FG	3A	Pct	FT	FTA	Pct	O	D	Tot	Avg	PF	FO	A	T	Blk	Stl	Pts	Avg	
SOUTHERN	11/03/25	*	32	3	11	.273	2	7	.286	0	0	.000	0	4	4	4.0	3	0	7	2	1	2	8	8.0	
at Michigan St.	11/08/25	*	31	4	6	.667	2	4	.500	3	4	.750	0	2	2	3.0	2	0	3	1	0	3	13	10.5	
CENTRAL ARKANSAS	11/11/25	*	30	2	7	.286	1	4	.250	2	2	1.000	0	3	3	3.0	1	0	4	1	0	1	7	9.3	
SAMFORD	11/14/25	*	28	3	5	.600	1	2	.500	3	4	.750	0	3	3	3.0	1	0	2	0	0	1	10	9.5	
WINTHROP	11/18/25	*	19	0	5	.000	0	2	.000	2	2	1.000	0	1	1	2.6	1	0	1	0	1	1	2	8.0	
JACKSON ST.	11/21/25	*	28	6	6	1.000	2	2	1.000	2	2	1.000	0	0	2	2.0	0	0	7	1	2	3	16	9.3	
vs Duke	11/27/25	*	16	1	5	.200	0	3	.000	1	1	1.000	0	1	1	2.0	0	0	3	0	0	1	3	8.4	
LOUISVILLE	12/03/25	*	19	2	8	.250	1	3	.333	0	2	.000	0	1	1	1.9	1	0	0	1	0	1	5	8.0	
vs Fresno St.	12/06/25	*	30	4	10	.400	2	8	.250	2	2	1.000	0	0	1.7	2	0	0	2	1	0	1	12	8.4	
vs Texas Tech	12/13/25	*	28	2	5	.400	0	1	.000	0	0	.000	0	0	1.5	2	0	1	1	0	1	4	8.0		
QUEENS (NC)	12/16/25	*	24	3	4	.750	1	1	1.000	3	4	.750	0	0	1.4	3	0	3	0	0	2	10	8.2		
vs Houston	12/20/25	*	35	4	10	.400	3	6	.500	0	0	.000	0	1	1.3	4	0	2	1	0	0	11	8.4		
JAMES MADISON	12/29/25	*	26	4	8	.500	4	5	.800	2	4	.500	0	0	1.2	1	0	4	0	0	0	14	8.8		
TENNESSEE	01/03/26	*	14	0	3	.000	0	1	.000	2	2	1.000	0	2	2	1.3	0	0	2	1	2	0	2	8.4	
at Ole Miss	01/07/26	*	21	1	5	.200	0	3	.000	1	1	1.000	0	2	2	1.3	1	0	4	1	0	0	3	8.0	
at Auburn	01/10/26	*	29	1	5	.200	1	4	.250	1	2	.500	0	2	2	1.4	1	0	2	1	0	2	4	7.8	
SOUTH CAROLINA	01/14/26	*	21	5	8	.625	1	2	.500	1	1	1.000	0	1	1.4	3	0	2	0	0	1	12	8.0		
at Georgia	01/17/26	*	21	1	5	.200	0	2	.000	2	2	1.000	0	0	1.3	3	0	1	1	1	2	4	7.8		
VANDERBILT	01/20/26	*	16	5	8	.625	1	3	.333	0	0	.000	0	1	1.3	1	0	3	0	0	0	11	7.9		
LSU	01/24/26	*	20	2	4	.500	2	4	.500	1	2	.500	0	0	1.2	4	0	2	0	0	1	7	7.9		
at Oklahoma	01/27/26	*	14	0	2	.000	0	2	.000	0	0	.000	0	3	3	1.3	1	0	0	1	0	0	0	7.5	
KENTUCKY	01/31/26	*	15	2	4	.500	0	1	.000	0	0	.000	0	0	1.2	1	0	1	0	0	0	4	7.4		
at Mississippi St.	02/07/26		DNP	Inj																					
at LSU	02/10/26		DNP	Inj																					
AUBURN	02/14/26	*	6	1	3	.333	0	2	.000	0	0	.000	0	1	1	1.2	0	0	1	0	0	1	2	7.1	
at Alabama	02/18/26	*	35	3	8	.375	1	4	.250	1	2	.500	0	1	1	1.2	5	1	5	1	0	2	8	7.2	
MISSOURI	02/21/26	*	19	3	5	.600	1	2	.500	0	0	.000	0	1	1	1.2	1	0	2	0	0	0	7	7.2	
TEXAS A&M	02/25/26	*	28	3	7	.429	0	3	.000	3	4	.750	0	4	4	1.3	2	0	1	0	1	0	9	7.2	
at Florida	02/28/26	*	28	4	8	.500	3	4	.750	1	2	.500	0	1	1	1.3	3	0	0	0	0	1	12	7.4	
TEXAS	03/04/26	*	30	6	9	.667	3	4	.750	0	0	.000	0	4	4	1.4	3	0	3	2	0	1	15	7.7	
at Missouri	03/07/26	*	45	4	10	.400	0	4	.000	2	4	.500	0	4	4	1.5	3	0	5	3	0	1	10	7.8	
vs Oklahoma (SEC)	03/13/26	*	16	1	4	.250	1	3	.333	2	2	1.000	0	1	1	1.5	1	0	1	0	1	0	5	7.7	
vs Ole Miss (SEC)	03/14/26	*	11	1	3	.333	0	1	.000	0	0	.000	0	0	1.4	0	0	0	0	0	0	0	2	7.5	
vs Vanderbilt (SEC)	03/15/26	*	23	3	5	.600	3	3	1.000	2	3	.667	0	4	4	1.5	2	0	4	0	0	1	11	7.6	
vs Hawai'i (NCAA)	03/19/26	*	31	2	4	.500	0	2	.000	3	4	.750	0	3	3	1.5	1	0	4	1	0	0	7	7.6	
Totals			19	789	86	200	.430	36	102	.353	42	58	.724	0	51	51	1.5	57	1	80	22	10	29	250	7.6

D.J. WAGNER CAREER STATISTICS

Year	GP	GS	Min	Avg	FG	FGA	Pct	3FG	3FGA	Pct	FT	FTA	Pct	Off	Def	Tot	Avg	PF	FO	Ast	TO	Blk	Stl	Pts	Avg
2023-24 (UK)	29	28	748	25.8	105	259	.405	28	96	.292	49	64	.766	5	49	54	1.7	45	1	96	43	5	24	287	9.9
2024-25 (ARK)	36	36	1245	34.6	147	367	.401	41	135	.304	67	82	.817	11	86	97	2.7	51	0	131	80	2	35	402	11.2
2025-26 (ARK)	33	19	789	23.9	86	200	.430	36	102	.353	42	58	.724	0	51	51	1.5	57	1	80	22	10	29	250	7.6
TOTAL	98	83	2782	28.4	338	826	.409	105	333	.315	158	204	.775	16	186	202	2.1	153	2	307	145	17	88	939	9.6

23 NICK PRINGLE

6-10, 230, Grad. Sr., F // Seabrook, S.C. // Whale Branch HS // South Carolina



Graduated from Alabama in 2024 with a degree in Communication Studies and is pursuing a second undergraduate degree in Arts & Sciences ... Born Sept. 16, 2001, in Seabrook, S.C. ... Son of Kwajalean Pringle ... Brother, Trey Pringle ... Cousin Dee Delaney plays for the Buffalo Bills, cousin Dee Hazel plays football at Chowan, cousin KJ Chisholm plays football at Jackson State and cousin Amori Pringle owns a clothing brand.

Played at South Carolina in 2024-25 ... Spent two seasons at Alabama (2022-23 and 2023-24), one season at Dodge City CC (2021-22) and one season at Wofford (2020-21) ... Was part of Alabama's 2024 NCAA Final Four team, averaging 6.2 rebounds per game throughout the Crimson Tide's run in the NCAA Tournament.

- **LAST 17 GAMES: is 27-of-32 (84.4%) from the field with 19 dunks.**
- His 11 rebounds at Miss State marked his 13th time in his career to grab double-digit rebounds

2025-26 HIGHLIGHTS:

- **at MICHIGAN STATE:** Led the team with seven rebounds, including four offensive, and led the team with **three blocked shots, tying his career high.**
- **UCA:** Just missed a double-double with 9 points and 8 rebounds, going 3-of-3 from the field and 3-of-4 at the line.
- **WINTHROP:** Scored 13 points - including four of the Hg's final six - and grabbed seven rebounds ... Was 5-of-5 from the field and 3-of-4 from the line ... Down five, he scored off a Trevon Brazile assist ... Then, with 11.9 seconds left, he scored a fastbreak layup that was the game-winner.
- **vs FRESNO ST:** Led the team with seven rebounds.
- **QUEENS:** Led the team with seven rebounds and scored a season-high 15 points (5-of-6 FG - 4-of-4 FT).
- **SOUTH CAROLINA:** Had his best game as a Razorback (and best game since an impressive performance as a Gamecock with 18 ts and 9 rebounds in a 72-53 South Carolina win vs Arkansas last season) ... Set the tone early with a dunk to start the scoring ... Finished with four dunks ... Scored a **season-high 15 points** with seven rebounds, **tying his career-high with six offensive boards** ... Added **three assists, tying his season-high and SEC career-high.**
- **VANDERBILT:** Was 4-of-4 from the field thanks to three dunks.
- **at Oklahoma:** Was 4-of-4 from the field thanks to three dunks.
- **at Miss State:** Pulled down a **season-high 11 rebounds** and played a season-high 28:24 ... Was 2-of-2 from the field, both dunks.
- **MISSOURI:** Only had two rebounds, but they were huge, coming on the same possession ... With Arkansas up four early in the second half, got back-to-back offensive boards and dished the second to Trevon Brazile, who nailed a 3-pointer to put the Hogs up seven.
- **TEXAS:** Had eight points, going 3-of-3 from the field and 2-of-4 at the line, with four rebounds.
- **vs Vanderbilt (SEC):** Had six rebounds and two blocked shots

CAREER DOUBLE-DOUBLES (9)

FRESHMAN (at WOF)	(1)
11/28/20 CARVER	17 pts 11 reb
JUNIOR (at BAMA)	(2)
02/18/23 GEORGIA	19 pts 12 reb
03/16/23 vs A&M-Corpus Christi	19 pts 15 reb
SENIOR (at BAMA)	(3)
03/09/24 ARKANSAS	# 10 pts 10 reb
03/15/24 vs Florida	# 12 pts 10 reb
03/30/24 vs Clemson	16 pts 11 reb
GRAD SR (at SC)	(3)
11/16/24 at Indiana	13 pts 13 reb
01/11/25 AUBURN	12 pts 10 reb
03/08/25 at Tennessee	14 pts 16 reb

- back-to-back games



PRINGLE'S PERSONAL BESTS

POINTS
 Season: 15 vs South Carolina (01/14/26)
 Career: 19 (3x) LAST: vs USC Upstate (12/14/24)
 SEC: 18 vs Arkansas (03/01/25)

FG MADE
 Season: 5 (3x) LAST vs South Carolina (01/14/26)
 Career: 8 vs Georgia (02/18/23)
 SEC: 7 vs Arkansas (03/01/25)

FG ATTEMPTED
 Season: 9 vs South Carolina (01/14/26)
 Career: 13 vs Florida (02/21/24)
 SEC: 13 vs Florida (02/21/24)

3-POINT FG MADE
 Season: --
 Career: --
 SEC: --

3-PT FG ATTEMPTS
 Season: --
 Career: 2 at Tennessee (03/08/25)
 SEC: 2 at Tennessee (03/08/25)

FT MADE
 Season: 5 vs South Carolina (01/14/26)
 Career: 10 vs Radford (12/22/24)
 SEC: 6 (3x) LAST at Tennessee (03/08/25)

FT ATTEMPTED
 Season: 6 vs South Carolina (01/14/26)
 Career: 13 vs Clemson (03/30/24)
 SEC: 10 vs Arkansas (03/09/24)

REBOUNDS
 Season: 11 at Miss State (02/08/26)
 Career: 15 vs A&M-Corpus Christi (03/16/23)
 SEC: 14 at Tennessee (03/08/25)

ASSISTS
 Season: 3 (2x) LAST vs South Carolina (01/14/26)
 Career: 4 vs Radford (12/22/24)
 SEC: 3 (4x) LAST vs South Caro (01/14/26)

STEALS
 Season: 2 (2x) LAST vs Queens (12/16/25)
 Career: 3 (2x) LAST: vs Florida (02/08/23)
 SEC: 3 vs Florida (02/08/23)

BLOCKED SHOTS
 Season: 3 at Michigan State (11/08/25)
 Career: 3 (4x) LAST: at Michigan St (11/08/25)
 SEC: 2 (3x) LAST vs Arkansas (03/09/24)

MINUTES
 Season: 28:24 at Miss State (02/07/26)
 Career: 35:11 vs Arkansas (03/09/24)
 SEC: 35:11 vs Arkansas (03/09/24)

NICK PRINGLE 2025-26 GAME STATS

Opponent	Date	GS	Min	FG	FGA	Pct	3FG	3A	Pct	FT	FTA	Pct	O	D	Tot	Avg	PF	FO	A	TO	Blk	Stl	Pts	Avg	
SOUTHERN	11/03/25	*	24	4	7	.571	0	0	.000	0	0	.000	3	5	8	8.0	3	0	0	0	0	0	8	8.0	
at Michigan St.	11/08/25	*	28	2	2	1.000	0	0	.000	2	4	.500	4	3	7	7.5	5	1	1	1	3	2	6	7.0	
CENTRAL ARKANSAS	11/11/25	*	23	3	3	1.000	0	0	.000	3	4	.750	1	7	8	7.7	1	0	1	1	0	0	9	7.7	
SAMFORD	11/14/25	*	18	0	1	.000	0	0	.000	0	0	.000	0	1	1	6.0	2	0	0	0	0	0	0	5.8	
WINTHROP	11/18/25	*	28	5	5	1.000	0	0	.000	3	4	.750	1	6	7	6.2	3	0	0	1	2	0	13	7.2	
JACKSON ST.	11/21/25	*	22	0	0	.000	0	0	.000	4	5	.800	1	4	5	6.0	1	0	3	0	0	1	4	6.7	
vs Duke	11/27/25	*	19	1	3	.333	0	0	.000	1	1	1.000	1	0	1	5.3	5	1	2	1	0	0	3	6.1	
LOUISVILLE	12/03/25	*	23	1	3	.333	0	0	.000	0	0	.000	1	3	4	5.1	1	0	0	1	0	0	2	5.6	
vs Fresno St.	12/06/25	*	23	1	2	.500	0	0	.000	0	0	.000	1	6	7	5.3	2	0	1	0	0	0	2	5.2	
vs Texas Tech	12/13/25	*	11	1	2	.500	0	0	.000	0	4	.000	2	2	4	5.2	2	0	1	1	0	0	2	4.9	
QUEENS (NC)	12/16/25	*	25	5	6	.833	0	0	.000	4	4	1.000	3	4	7	5.4	3	0	0	2	0	2	14	5.7	
vs Houston	12/20/25	*	9	0	0	.000	0	0	.000	0	2	.000	1	2	3	5.1	0	0	0	1	0	0	0	5.3	
JAMES MADISON	12/29/25	*	19	1	1	1.000	0	0	.000	2	4	.500	5	1	6	5.2	1	0	2	0	1	1	4	5.2	
TENNESSEE	01/03/26	*	13	0	0	.000	0	0	.000	2	2	1.000	0	1	1	4.9	4	0	0	1	1	0	2	4.9	
at Ole Miss	01/07/26	*	21	2	3	.667	0	0	.000	2	2	1.000	3	2	5	4.9	3	0	0	2	0	1	6	5.0	
at Auburn	01/10/26	*	16	1	2	.500	0	0	.000	1	1	1.000	0	2	2	4.7	2	0	0	2	1	0	3	4.9	
SOUTH CAROLINA	01/14/26	*	23	5	9	.556	0	0	.000	5	6	.833	6	1	7	4.8	1	0	3	0	0	0	15	5.5	
at Georgia	01/17/26	*	19	0	1	.000	0	0	.000	3	4	.750	1	1	2	4.7	1	0	0	3	1	0	3	5.3	
VANDERBILT	01/20/26	*	16	4	4	1.000	0	0	.000	0	0	.000	3	1	4	4.6	1	0	1	0	0	0	8	5.5	
LSU	01/24/26	*	23	2	3	.667	0	0	.000	0	1	.000	1	1	2	4.5	4	0	0	0	0	1	4	5.4	
at Oklahoma	01/27/26	*	21	4	4	1.000	0	0	.000	0	0	.000	1	1	2	4.4	3	0	1	1	0	1	8	5.5	
KENTUCKY	01/31/26	*	14	0	0	.000	0	0	.000	0	1	.000	0	0	0	4.2	3	0	0	1	0	0	0	5.3	
at Mississippi St.	02/07/26	*	28	2	2	1.000	0	0	.000	2	4	.500	3	8	11	4.5	3	0	1	3	0	0	6	5.3	
at LSU	02/10/26	*	18	3	3	1.000	0	0	.000	0	0	.000	3	2	5	4.5	4	0	0	1	1	0	6	5.3	
AUBURN	02/14/26	*	22	0	0	.000	0	0	.000	2	4	.500	0	1	1	4.4	5	1	1	0	2	0	2	5.2	
at Alabama	02/18/26	*	23	1	3	.333	0	0	.000	1	1	1.000	1	0	1	4.2	5	1	0	1	1	0	3	5.1	
MISSOURI	02/21/26	*	11	2	2	1.000	0	0	.000	0	0	.000	2	0	2	4.1	4	0	1	0	0	0	4	5.1	
TEXAS A&M	02/25/26	*	6	0	0	.000	0	0	.000	0	0	.000	1	0	1	4.0	2	0	0	1	0	0	0	4.9	
at Florida	02/28/26	*	11	0	1	.000	0	0	.000	0	5	.000	0	2	2	4.0	4	0	0	0	0	0	0	4.7	
TEXAS	03/04/26	*	14	3	3	1.000	0	0	.000	2	4	.500	1	3	4	4.0	4	0	0	2	0	0	8	4.8	
at Missouri	03/07/26	*	17	2	2	1.000	0	0	.000	0	0	.000	0	0	0	3.8	5	1	0	0	0	0	4	4.8	
vs Oklahoma (SEC)	03/13/26	*	17	2	2	1.000	0	0	.000	0	0	.000	2	3	5	3.9	2	0	1	1	0	1	4	4.8	
vs Ole Miss (SEC)	03/14/26	*	19	2	3	.667	0	0	.000	0	0	.000	1	3	4	3.9	2	0	0	0	0	1	4	4.8	
vs Vanderbilt (SEC)	03/15/26	*	22	0	0	.000	0	0	.000	0	2	.000	0	6	6	3.9	3	0	1	0	2	1	0	4.6	
vs Hawai'i (NCAA)	03/19/26		DNP	Inj.																					
Totals			33	646	59	82	.720	0	0	.000	39	69	.565	53	81	134	3.9	94	5	20	28	15	12	157	4.6

NICK PRINGLE CAREER DIVISION I STATISTICS

Year	GP	GS	Min	Avg	FG	FGA	Pct	3FG	3FGA	Pct	FT	FTA	Pct	Off	Def	Tot	Avg	PF	FO	Ast	TO	Blk	Stl	Pts	Avg
2020-21 (WOF)	15	0	92	6.2	13	22	.591	0	2	.000	4	11	.364	13	19	32	2.1	13	0	2	9	1	8	30	2.0
2022-23 (BAMA)	36	0	289	8.0	50	59	.847	0	0	.000	26	55	.473	37	74	111	3.1	59	0	7	17	15	8	126	3.5
2023-24 (BAMA)	34	16	626	18.4	86	138	.623	0	0	.000	60	108	.556	74	101	175	5.1	89	5	24	34	23	11	232	6.8
2024-25 (SC)	32	32	786	24.6	103	180	.572	0	3	.000	97	148	.655	60	141	201	6.3	87	3	36	46	14	16	303	9.5
2025-26 (ARK)	34	33	646	19.0	59	82	.720	0	0	.000	39	69	.565	53	81	134	3.9	94	5	20	28	15	12	157	4.6
TOTAL	151	81	2442	16.2	311	481	.647	0</																	



24 BILLY RICHMOND III

6-6, 205, W, So. || Memphis, Tenn. || Camden (N.J.) HS

Major: Communications ... Born on April 11, 2006, in Memphis, Tenn. ... Son of Billy Richmond Jr. and Kimberly Thomas ... Siblings: Brother, Trevor Richmond ... Sisters: Kristian Richmond and McKenzie Thomas ... His father, Billy Jr., played for John Calipari with the Memphis Tigers (2002-04).

» Participated in 2025 Chris Paul and Jayson Tatum High School and College Elite Camps

• 1 of 3 Razorbacks to play all 36 games last season ... Arkansas' most versatile player as he has played the 1, 2, 3 and 4 positions.

- Coach Cal calls him "BILLY GOAT" for high-energy play.
- IN SEC GAMES ONLY ... RANKED 2ND IN THE LEAGUE in FG% at 57.4% (97-of-169)
- Has 20 games scoring double figures this year ... Had 6 all of last year ... Scored in double figures in 11 of the last 14
- Never scored more than 16 pts through his first 60 gms ... THEN ... scored 20+ in 5 straight times in career games 61-65

2025-26 HIGHLIGHTS:

• **SAMFORD:** Sparked a 12-0 run - getting three offensive rebounds, a basket and a steal - midway in the second half to give Arkansas its largest lead of 15 (68-54) with 7:08 left ... Finished with 10 points and five rebounds ... • **JSU:** Scored 14 points ... Helped create separation in the first half with his energy and three dunks - one on a long offensive rebound ... • **vs DUKE:** Had a "typical" Billy game, bringing his energy and stuffing the stat sheet ... Scored 11 points with five rebounds, two assists, two blocked shots and a steal ... • **LOUISVILLE:** In a nine-point win, Richmond was a team-best +20 in 26:37 played ... Was 6-of-6 at the line and blocked a 3-point shot with 44 seconds left that could have gotten UL to within six ... • **vs FRESNO ST:** Made a big impact in his 11:55 played with two big dunks and a then season-high four assists ... • **QUEENS:** Had 15 points (6-of-10 FG) ... Scored nine points in a 9-2 run early in the second half (two free throws, a 3-pointer, a layup and a dunk) to put the game out of reach ... • **vs JAMES MADISON:** Scored 12 points, going 5-of-6 from the field and 2-of-2 from 3-point range - marking the **first time he made multiple triples in the same game** ... • **JAMES MADISON: Tied his career high with six assists** ... Added eight points and four rebounds ... • **at Ole Miss:** Did not miss a shot in scoring 13 points (5-of-5 FG, 1-of-1 3PT, 2-of-2 FT) ... **The triple was his first 3-pointer made in an SEC regular-season game** ... Also tied for the team lead with six rebounds ... • **SOUTH CAROLINA:** Stuffed the stat sheet with five rebounds, four assists, a **career-high three steals** and two blocked shots ... • **at Georgia:** Was a bright spot in the loss with 12 points, a team-best 8 rebounds and a **career-high 3 blocked shots** ... • **KENTUCKY:** Scored 14 points and tied his career-high with six FG made (was 6-of-8 from the field overall) ... Threw down a dunk to give Arkansas its first lead (52-51 early in the second half) ... • **at Miss State:** Scored 14 points (7-of-11 FG) ... Added four rebounds and three assists ... • **at LSU:** Scored 13 points and added five rebounds ... • **AUBURN:** Established **career highs in points (25) and field goals made (12)**, while **tying his career high with three steals** and playing a then career-high 37:42 ... Added four assists and two blocked shots ... **Threw down five dunks, including a highlight reel windmill, but his most impressive basket was catching an alley-opp attempt that was a little off target and, while in the air, finishing with an impossible reverse layup** ... • **at Alabama:** Had 20 points ... Made 10 field goals and attempted a career-high 19 before fouling out ... Added six rebounds - **FIVE OFFENSIVE BOARDS** ... • **MISSOURI:** For the third-straight game, scored at least 20 points with 21 ... It was just the second time in his career to lead the team in scoring ... Scored 14 of his 21 in the second half, going 6-of-10 FG and 2-of-2 3PT ... For the second time in his career, made two 3-pointers in a game (2-of-3 3PT) ... **Tied his career-high with three steals** ... • **TEXAS A&M:** Led the team in scoring with 23 points, adding three assists and two steals ... Was 6-of-6 at the line, tying his career-high for makes ... Led the team in the first half with 15 points (6-of-9 FG) with his two steals ... • **at Florida:** For the third-straight game, led the team in scoring with 22 points, his fifth-straight 20-point game ... Added six rebounds, three assists and two steals ... Did most of his damage in the first half with 14 points (6-of-10 FG) ... • **TEXAS:** Had his streak of scoring 20 points snapped, getting 8, but grabbed **9 rebounds (tying a career high and setting an SEC best)** and **tied his career-high with 3 steals and 3 blocked shots** ... • **at Missouri:** Scored 10 points (including three dunks) with six rebounds, four assists and two steals ... • **vs Vanderbilt (SEC):** Had 18 points - 14 in the first half going 6-of-8 from the field and 2-of-3 from 3PT ... Added five rebounds and three assists ... • **vs Hawai'i (NCAA):** Had a typical "Billy GOAT" game with 10 points, including two big dunks, with seven rebounds and three assists.



RICHMOND'S PERSONAL BESTS

POINTS
 Season: 25 vs Auburn (02/14/26)
 Career: 25 vs Auburn (02/14/26)
 SEC: 25 vs Auburn (02/14/26)

FG MADE
 Season: 12 vs Auburn (02/14/26)
 Career: 12 vs Auburn (02/14/26)
 SEC: 12 vs Auburn (02/14/26)

FG ATTEMPTED
 Season: 19 (2x) LAST Texas A&M (02/25/26)
 Career: 19 (2x) LAST Texas A&M (02/25/26)
 SEC: 19 (2x) LAST vs Texas A&M (02/25/26)

3-POINT FG MADE
 Season: 2 (3x) LAST vs Vanderbilt (03/15/26)
 Career: 2 (3x) LAST vs Vanderbilt (03/15/26)
 SEC: 2 vs Missouri (02/21/26)

3-PT FG ATTEMPTS
 Season: 4 vs Vanderbilt (03/15/26)
 Career: 4 vs Vanderbilt (03/15/26)
 SEC: 2 (3x) LAST at Miss State (02/07/26)

FT MADE
 Season: 6 (2x) LAST Texas A&M (02/25/26)
 Career: 6 (3x) LAST Texas A&M (02/25/26)
 Season: 6 (2x) LAST Texas A&M (02/25/26)

FT ATTEMPTED
 Season: 6 (2x) LAST Texas A&M (02/25/26)
 Career: 8 vs Ole Miss (03/13/25)
 Season: 6 LAST Texas A&M (02/25/26)

REBOUNDS
 Season: 9 vs Texas (03/04/26)
 Career: 9 (2x) LAST vs Texas (03/04/26)
 SEC: 9 vs Texas (03/04/26)

ASSISTS
 Season: 6 vs James Madison (12/29/25)
 Career: 6 (2x) LAST vs JMU (12/29/25)
 SEC: 6 vs Mississippi State (03/08/25)

STEALS
 Season: 3 (4x) LAST vs Texas (03/04/26)
 Career: 3 (4x) LAST vs Texas (03/04/26)
 SEC: 3 (4x) LAST vs Texas (03/04/26)

BLOCKED SHOTS
 Season: 3 (2x) LAST vs Texas (03/04/26)
 Career: 3 (2x) LAST vs Texas (03/04/26)
 SEC: 3 (2x) LAST vs Texas (03/04/26)

MINUTES
 Season: 41:00 vs Ole Miss (03/14/26)
 Career: 41:00 vs Ole Miss (03/14/26)
 SEC: 39:01 vs Auburn (02/14/26)

BILLY RICHMOND III 2025-26 GAME STATS

Opponent	Date	GS	Min	FG	FGA	Pct	3FG	3A	Pct	FT	FTA	Pct	O	D	Tot	Avg	PF	FO	A	TO	Blk	Stl	Pts	Avg	
SOUTHERN	11/03/25	*	16	2	4	.500	0	2	.000	2	2	1.000	0	3	3	3.0	5	1	1	1	1	0	6	6.0	
at Michigan St.	11/08/25	*	28	3	8	.375	1	4	.250	1	2	.500	2	4	6	4.5	1	0	2	1	0	8	7.0		
CENTRAL ARKANSAS	11/11/25		20	1	2	.500	1	1	1.000	1	2	.500	1	3	4	4.3	0	0	1	0	0	4	6.0		
SAMFORD	11/14/25		27	4	7	.571	1	3	.333	1	2	.500	4	1	5	4.5	2	0	1	1	1	10	7.0		
WINTHROP	11/18/25		20	2	3	.667	0	1	.000	2	2	1.000	1	0	1	3.8	1	0	1	0	0	6	6.8		
JACKSON ST.	11/21/25		24	6	9	.667	0	1	.000	2	4	.500	3	2	5	4.0	2	0	2	0	1	2	14	8.0	
vs Duke	11/27/25		24	4	6	.667	1	2	.500	2	2	1.000	2	3	5	4.1	2	0	2	5	2	1	11	8.4	
LOUISVILLE	12/03/25		27	2	4	.500	0	1	.000	6	6	1.000	1	3	4	4.1	4	0	2	2	1	0	10	8.6	
vs Fresno St.	12/06/25		12	3	5	.600	0	1	.000	0	0	.000	1	0	1	3.8	1	0	4	1	0	0	6	8.3	
vs Texas Tech	12/13/25		18	1	5	.200	0	0	.000	4	4	1.000	2	1	3	3.7	4	0	4	0	0	2	6	8.1	
QUEENS (NC)	12/16/25		25	6	10	.600	1	2	.500	2	3	.667	2	3	5	3.8	1	0	0	2	0	0	15	8.7	
vs Houston	12/20/25		24	5	6	.833	2	2	1.000	0	1	.000	0	2	2	3.7	3	0	1	0	0	2	12	9.0	
JAMES MADISON	12/29/25		21	4	6	.667	0	2	.000	0	0	.000	0	4	4	3.7	0	0	6	2	0	1	8	8.9	
TENNESSEE	01/03/26		15	2	5	.400	0	1	.000	1	2	.500	0	0	0	3.4	4	0	0	0	0	0	5	8.6	
at Ole Miss	01/07/26		24	5	5	1.000	1	1	1.000	2	2	1.000	3	3	6	3.6	2	0	1	0	0	0	13	8.9	
at Auburn	01/10/26		26	1	4	.250	0	1	.000	1	1	1.000	1	0	1	3.4	4	0	0	1	0	2	3	8.6	
SOUTH CAROLINA	01/14/26	*	26	1	4	.250	0	2	.000	1	1	1.000	0	5	5	3.5	0	0	4	1	2	3	3	8.2	
at Georgia	01/17/26	*	26	6	11	.545	0	1	.000	0	0	.000	4	4	8	3.8	0	0	1	4	3	1	12	8.4	
VANDERBILT	01/20/26		14	1	4	.250	0	1	.000	0	0	.000	0	2	2	3.7	4	0	3	0	1	0	2	8.1	
LSU	01/24/26		28	4	7	.571	0	1	.000	3	4	.750	0	2	2	3.6	2	0	3	1	0	0	11	8.3	
at Oklahoma	01/27/26		18	4	7	.571	0	2	.000	1	2	.500	1	2	3	3.6	1	0	0	0	0	2	9	8.3	
KENTUCKY	01/31/26		28	6	8	.750	0	1	.000	2	3	.667	1	4	5	3.6	4	0	1	1	0	1	14	8.5	
at Mississippi St.	02/07/26	*	25	7	11	.636	0	2	.000	0	0	.000	2	2	4	3.7	2	0	3	1	1	0	14	8.8	
at LSU	02/10/26	*	36	5	9	.556	0	0	.000	3	4	.750	2	3	5	3.7	2	0	1	1	2	0	13	9.0	
AUBURN	02/14/26	*	38	12	15	.800	0	1	.000	1	1	1.000	0	3	3	3.7	3	0	4	1	2	3	25	9.6	
at Alabama	02/18/26	*	34	10	19	.526	0	0	.000	0	0	.000	5	1	6	3.8	5	1	2	0	0	0	20	10.0	
MISSOURI	02/21/26	*	34	9	14	.643	2	3	.667	1	2	.500	1	0	1	3.7	1	0	4	3	2	3	21	10.4	
TEXAS A&M	02/25/26	*	34	8	13	.615	1	2	.500	6	6	1.000	1	2	3	3.6	3	0	3	2	1	2	23	10.9	
at Florida	02/28/26	*	39	9	17	.529	0	2	.000	4	4	1.000	2	4	6	3.7	2	0	3	2	1	2	22	11.2	
TEXAS	03/04/26	*	37	3	9	.333	0	1	.000	2	2	1.000	0	9	9	3.9	2	0	3	1	3	3	8	11.1	
at Missouri	03/07/26	*	39	4	7	.571	0	1	.000	2	2	1.000	0	6	6	3.9	5	1	4	2	1	2	10	11.1	
vs Oklahoma (SEC)	03/13/26	*	35	4	11	.364	0	2	.000	1	2	.500	1	4	5	4.0	1	0	1	0	2	1	9	11.0	
vs Ole Miss (SEC)	03/14/26	*	41	1	7	.143	0	2	.000	2	2	1.000	2	3	5	4.0	4	0	1	1	0	2	4	10.8	
vs Vanderbilt (SEC)	03/15/26	*	38	8	13	.615	2	4	.500	0	0	.000	1	4	5	4.0	2	0	3	2	1	0	18	11.0	
vs Hawai'i (NCAA)	03/19/26	*	31	5	8	.625	0	2	.000	0	0	.000	1	6	7	4.1	3	0	3	2	0	1	10	11.0	
Totals			17	952	158	283	.558	13	55	.236	56	70	.800	47	97	144	4.1	82	3	71	42	29	37	385	11.0

BILLY RICHMOND III CAREER STATISTICS

Year	GP	GS	Min	Avg	FG	FGA	Pct	3FG	3FGA	Pct	FT	FTA	Pct	Off	Def	Tot	Avg	PF	FO	Ast	TO	Blk	Stl	Pts	Avg
2024-25	36	0	631	17.5	81	155	.523	2	16	.125	41	56	.732	35	72	107	3.0	73	2	49	45	15	19	205	5.7
2025-26	35	17	952	27.2	158	283	.558	13	55	.236	56	70	.800	47	97	144	4.1	82	3	71	42	29	37	385	11.0
TOTAL	71	17	1583	22.3	239	438	.546	15	71	.211	97	126	.770	82	169	251	3.5	155	5	120	87	44	56	590	8.3

30 ISAIAH SEALY

6-7, 175, W, Fr. || Springdale, Ark. || Springdale HS

@isaiah_sealy

@zaysealy

Major: Communications ... Born May 8, 2007, in Fayetteville ... Son of Oscar Sealy and Jordan Gipson ... Parents played basketball at John Brown University. Has a brother, Tre Irvin, and a sister, Jada Irvin.

A consensus four-star that ranked as high as #68 by ESPN and was the consensus top-rated prospect for the 2025 class ... As a senior, tabbed the Northwest Arkansas Democrat-Gazette's Boys Basketball Player of the Year ... Averaged 17.6 points, 5.1 rebounds and 5.2 assists ... Led Springdale a 6A runner-up finish and 29-4 record ... Also named to the 2025 Arkansas Democrat-Gazette All-Arkansas Preps first team and Arkansas Activities Association 6A All-State team ... As a junior, named to the Arkansas Democrat-Gazette All-Arkansas Preps second team.

1st 9 SEC GAMES: (played in 3 games) 1-of-2 FG 0 assists 0 blocked shots 10:51
at Miss State: 3-of-6 FG 2 assists 3 blocked shots 14:36

2025-26 HIGHLIGHTS:

- **SOUTHERN:** Scored 12 points in his collegiate debut, going 6-of-6 at the free throw line ... With that, it marked first time since freshmen became eligible in 1972-73 that 3 rookie Razorbacks debuted with 10+ points each in the same game (Acuff 22, Thomas 21 and Sealy 12).
- **JSU:** 1 of 7 Hogs in double figures with 10 points, going 4-of-4 from the field and 2-of-2 at the line. ... Added four rebounds and two assists.
- **vs FRESNO ST:** Got extended minutes (10:08) and took advantage of it with 8 points (2-of-3 FG · 4-of-6 FT), 3 rebounds and two steals in 10:08 played
- **at Miss State:** Due to injuries to Karter Knox and D.J. Wagner, saw extended minutes and played well ... Was 3-of-6 from the field, scoring six points ... **Blocked a career-high three shots.**



ISAIAH SEALY 2025-26 GAME STATS																									
Opponent	Date	GS	Min	FG	FGA	Pct	3FG	3A	Pct	FT	FTA	Pct	O	D	Tot	Avg	PF	FO	A	TO	Blk	Stl	Pts	Avg	
SOUTHERN	11/03/25		17	3	6	.500	0	1	.000	6	6	1.000	1	2	3	3.0	2	0	2	0	0	1	12	12.0	
at Michigan St.	11/08/25		1	0	0	.000	0	0	.000	0	0	.000	0	0	0	1.5	0	0	0	0	0	0	0	6.0	
CENTRAL ARKANSAS	11/11/25		14	1	5	.200	0	2	.000	4	5	.800	1	5	6	3.0	4	0	2	0	0	1	6	6.0	
SAMFORD	11/14/25		2	0	1	.000	0	1	.000	1	2	.500	0	0	0	2.3	0	0	0	0	0	1	1	4.8	
WINTHROP	11/18/25		DNP																						
JACKSON ST.	11/21/25		15	4	4	1.000	0	0	.000	2	2	1.000	0	4	4	2.6	2	0	2	0	0	0	10	5.8	
vs Duke	11/27/25		DNP																						
LOUISVILLE	12/03/25		DNP																						
vs Fresno St.	12/06/25		10	2	3	.667	0	1	.000	4	6	.667	1	2	3	2.7	1	0	0	0	0	2	8	6.2	
vs Texas Tech	12/13/25		DNP																						
QUEENS (NC)	12/16/25		7	0	1	.000	0	0	.000	0	0	.000	0	1	1	2.4	2	0	0	1	1	0	0	5.3	
vs Houston	12/20/25		DNP																						
JAMES MADISON	12/29/25		6	0	0	.000	0	0	.000	2	2	1.000	0	2	2	2.4	1	0	1	0	0	0	2	4.9	
TENNESSEE	01/03/26		DNP																						
at Ole Miss	01/07/26		DNP																						
at Auburn	01/10/26		7	1	1	1.000	0	0	.000	0	1	.000	0	0	0	2.1	1	0	0	0	0	0	2	4.6	
SOUTH CAROLINA	01/14/26		2	0	1	.000	0	1	.000	0	0	.000	0	1	1	2.0	0	0	0	0	0	0	0	4.1	
at Georgia	01/17/26		DNP																						
VANDERBILT	01/20/26		1	0	0	.000	0	0	.000	0	0	.000	0	0	0	1.8	0	0	0	1	0	0	0	3.7	
LSU	01/24/26		DNP																						
at Oklahoma	01/27/26		DNP																						
KENTUCKY	01/31/26																								
at Mississippi St.	02/07/26		15	3	6	.500	0	1	.000	0	0	.000	0	1	1	1.8	3	0	2	1	3	0	6	3.9	
at LSU	02/10/26		13	1	2	.500	0	0	.000	2	4	.500	0	0	0	1.6	3	0	1	1	0	0	4	3.9	
AUBURN	02/14/26		DNP																						
at Alabama	02/18/26		DNP-inj																						
MISSOURI	02/21/26		DNP																						
TEXAS A&M	02/25/26		DNP																						
at Florida	02/28/26		7	1	2	.500	0	0	.000	0	0	.000	1	0	1	1.6	2	0	0	0	0	0	2	3.8	
TEXAS	03/04/26		3	0	0	.000	0	0	.000	0	0	.000	0	1	1	1.5	1	0	0	0	0	0	0	3.5	
† Missouri	03/07/26		4	0	0	.000	0	0	.000	0	0	.000	0	0	0	1.4	1	0	1	1	0	0	0	3.3	
vs Oklahoma (SEC)	03/13/26		DNP																						
vs Ole Miss (SEC)	03/14/26		DNP																						
vs Vanderbilt (SEC)	03/15/26		DNP																						
vs Hawai'i (NCAA)	03/19/26		1	0	0	.000	0	0	.000	0	0	.000	0	0	0	1.4	0	0	0	0	0	0	0	3.1	
Totals			0	125	16	32	.500	0	7	.000	21	28	.750	4	19	23	1.4	23	0	11	5	4	5	53	3.1

SEALY'S PERSONAL BESTS

POINTS	Career: 12	vs Southern (11/03/25)
	SEC: 6	at Mississippi State (02/10/26)
FG MADE	Career: 4	vs Jackson State (11/21/25)
	SEC: 3	at Mississippi State (02/10/26)
FG ATTEMPTED	Career: 6 (2x)	LAST at Miss State (02/10/26)
	SEC: 6	at Mississippi State (02/10/26)
3-POINT FG MADE	Career: -	
	SEC: -	
3-PT FG ATTEMPTS	Career: 1 (2x)	LAST at Miss State (02/10/26)
	SEC: 1	at Mississippi State (02/10/26)
FT MADE	Career: 6	vs Southern (11/03/25)
	SEC: 2	at LSU (2/10/26)
FT ATTEMPTED	Career: 6 (2x)	LAST vs Fresno St (12/06/25)
	SEC: 4	at LSU (2/10/26)
REBOUNDS	Career: 6	vs UCA (11/11/25)
	SEC: 1 (2x)	LAST at Mississippi State (02/10/26)
ASSISTS	Career: 2 (4x)	LAST at Miss State (02/10/26)
	SEC: 2	at Mississippi State (02/10/26)
STEALS	Career: 2	vs Fresno St (12/06/25)
	SEC: -	
BLOCKED SHOTS	Career: 3	at Mississippi State (2/10/26)
	SEC: 3	at Mississippi State (02/10/26)
MINUTES	Career: 17:19	vs Southern (11/03/25)
	SEC: 14:36	at Mississippi State (02/10/26)

ISAIAH SEALY CAREER STATISTICS

Year	GP	GS	Min	Avg	FG	FGA	Pct	3FG	3FGA	Pct	FT	FTA	Pct	Off	Def	Tot	Avg	PF	FO	Ast	TO	Blk	Stl	Pts	Avg
2025-26	17	0	125	7.4	16	32	.500	0	7	.000	21	28	.750	4	19	23	1.4	23	0	11	5	4	5	53	3.1

ARKANSAS RAZORBACKS

2025-26 SEASON RESULTS & LEADERS

RECORD:	OVERALL	HOME	AWAY	NEUTRAL
ALL GAMES	27-8	16-1	5-5	6-2
CONFERENCE	13-5	8-1	5-4	0-0
NON-CONFERENCE	14-3	8-0	0-1	6-2

DATE	TIME (CT)	R A N K	OPPONENT	TV	RESULT	ATTEND	RECORD	(SEC)	HIGH POINTS	HIGH REBOUNDS
11/03/25	6:00 pm	14/15	-/- SOUTHERN	SEC Network	W 109-77	19200	1-0	-	(25)Trevon Brazile	(11)Trevon Brazile
11/08/25	6:00 pm	14/15	22/21 at Michigan State	FOX	66-69 L	14797	1-1	-	(16)Meleek Thomas (16)Darius Acuff Jr.	(7)Nick Pringle
11/11/25	7:00 pm	21/21	-/- CENTRAL ARKANSAS	SEC Network Plus	W 93-56	19200	2-1	-	(21)Darius Acuff jr.	(10)Karter Knox
11/14/20	7:00 pm	21/21	-/- SAMFORD	SEC Network Plus	W 79-75	19200	3-1	-	(20)Darius Acuff Jr.	(8)Meleek Thomas
11/18/25	7:00 pm	21/22	-/- WINTHROP	SEC Network Plus	W 84-83	19200	4-1	-	(26)Meleek Thomas	(8)Trevon Brazile
11/21/25	7:00 pm	21/22	-/- JACKSON STATE	SEC Network Plus	W 115-61	19200	5-1	-	(21)Malique Ewin	(10)Karter Knox
11/27/25	7:00 pm	@ 22/21	4/4 vs Duke	CBS	71-80 L	10766	5-2	-	(21)Darius Acuff Jr.	(11)Trevon Brazile
12/03/25	6:00 pm	% 25/23	6/6 LOUISVILLE	ESPN	W 89-80	19200	6-2	-	(21)Trevon Brazile	(9)Malique Ewin
12/06/25	3:00 pm	& 25/23	-/- vs FRESNO STATE	SEC Network Plus	W 82-58	11534	7-2	-	(18)Darius Acuff Jr.	(7)Nick Pringle
12/13/25	11:00 am	+ 17/17	16/16 vs Texas Tech	ESPN2	W 93-86	8277	8-2	-	(24)Trevon Brazile	(10)Trevon Brazile
12/16/25	8:00 pm	17/17	-/- QUEENS	SEC Network	W 108-80	19200	9-2	-	(26)Trevon Brazile	(7)Nick Pringle
12/20/25	4:30 pm	! 14/14	8/8 vs Houston	CBS	85-94 L	6246	9-3	-	(27)Darius Acuff Jr.	(9)Malique Ewin
12/29/25	7:00 pm	18/18	-/- JAMES MADISON	SEC Network Plus	W 103-74	19200	10-3	-	(28)Meleek Thomas	(9)Malique Ewin
01/03/26	2:00 pm	* 18/18	19/20 TENNESSEE	ESPN2	W 86-75	19200	11-3	1-0	(29)Darius Acuff Jr.	(7)Karter Knox (7)Trevon Brazile
01/07/26	8:00 pm	* 15/15	-/- at Ole Miss	SEC Network	W 94-87	8012	12-3	2-0	(26)Darius Acuff Jr.	(6)Billy Richmond III (6)Trevon Brazile (6)Karter Knox
01/10/26	5:00 pm	* 15/15	rv/- at Auburn	ESPN	73-95 L	9121	12-4	2-1	(19)Darius Acuff Jr.	(12)Malique Ewin
01/14/26	8:00 pm	* 17/17	-/- SOUTH CAROLINA	SEC Network	W 108-74	19200	13-4	3-1	(21)Meleek Thomas	(7)Nick Pringle
01/17/26	3:00 pm	* 17/17	21/22 at Georgia	ESPN2	76-90 L	10523	13-5	3-2	(20)Darius Acuff Jr.	(8)Billy Richmond III
01/20/26	8:00 pm	* 20/20	15/14 VANDERBILT	ESPN	W 93-68	19200	14-5	4-2	(17)Darius Acuff Jr.	(14)Trevon Brazile
01/24/26	7:30 pm	* 20/20	-/- LSU	SEC Network	W 85-81	19200	15-5	5-2	(31)Darius Acuff Jr.	(7)Trevon Brazile
01/27/26	6:00 pm	* 15/16	-/- at Oklahoma	ESPN	W 83-79	9641	16-5	6-2	(21)Darius Acuff Jr.	(7)Trevon Brazile
01/31/26	5:30 pm	* 15/16	rv/rv KENTUCKY	ESPN	77-85 L	19200	16-6	6-3	(22)Darius Acuff Jr.	(8)Trevon Brazile
02/07/26	11:00 am	* 21/21	-/- at Mississippi State	ESPN2	W 88-68	8254	17-6	7-3	(24)Darius Acuff Jr.	(11)Nick Pringle
02/10/26	8:00 pm	* 21/21	-/- at LSU	SEC Network	W 91-62	6701	18-6	8-3	(28)Darius Acuff Jr.	(12)Trevon Brazile
02/14/26	7:30 pm	* 21/21	rv/- AUBURN	ESPN	W 88-75	19200	19-6	9-3	(31)Darius Acuff Jr.	(10)Meleek Thomas
02/18/26	6:00 pm	* 20/17	25/rv at Alabama	ESPN	2OT 115-117 L	13474	19-7	9-4	(49)Darius Acuff Jr.	(8)Trevon Brazile
02/21/26	3:00 pm	* 20/17	-/- MISSOURI	ESPN	W 94-86	19200	20-7	10-4	(21)Billy Richmond III	(8)Meleek Thomas (8)Malique Ewin
02/25/26	8:00 pm	* 20/17	rv/- TEXAS A&M	ESPN2	W 99-84	19200	21-7	11-4	(23)Billy Richmond III	(9)Malique Ewin
02/28/26	7:30 pm	* 20/17	7/7 at Florida	ESPN	77-111 L	11076	21-8	11-5	(22)Billy Richmond III	(8)Malique Ewin
03/04/26	6:00 pm	* 20/19	-/- TEXAS	ESPN2	W 105-85	19200	22-8	12-5	(28)Darius Acuff Jr. (28)Trevon Brazile	(9)Billy Richmond III
03/07/25	11:00 am	* 20/19	rv/rv at Missouri	ESPN	OT W 88-84	15061	23-8	13-5	(30)Meleek Thomas	(9)Malique Ewin (9)Trevon Brazile
03/13/26	8:30 pm	^ 17/17	-/- vs #11 seed Oklahoma	SEC Network	W 82-79	15085	24-8	-	(37)Darius Acuff Jr.	(11)Trevon Brazile
03/14/26	2:30 pm	^ 17/17	-/- vs #15 seed Ole Miss	ESPN	OT W 93-90	16212	25-8	-	(29)Meleek Thomas	(13)Malique Ewin
03/15/26	Noon	^ 17/17	22/22 vs #5 seed Vanderbilt	ESPN	W 86-75	18377	26-8	-	(30)Darius Acuff Jr.	(9)Trevon Brazile
03/19/26	3:45 pm	~ 14/15	-/- vs #13 seed Hawai'i	TBS	W 97-78	12104	27-8	-	(24)Darius Acuff Jr.	(12)Malique Ewin
03/21/26	8:45 pm	~ 14/15	-/- vs #12 seed High Point							
03/26-29/26			NCAA Championship Regionals							
04/4 & 6/26			NCAA Final Four & Championship							

Home Games in CAPS | * - Southeastern Conference game | @ - CBS Thanksgiving Classic (Chicago - United Center) | % - SEC/ACC Challenge | & - at North Little Rock (Simmons Bank Arena) |
 + Revocruit Rematch (Dallas - American Airlines Center) | ! - Never Forget Classic (Newark - Prudential Center) | ^ - SEC Tournament (Nashville - Bridgestone Arena) |
 ~ - NCAA 1st & 2nd Rounds (Portland, Ore. - Moda Center)

ATTENDANCE SUMMARY	GAMES	TOTALS	AVG/GAME
HOME	17	326800	19224
AWAY	10	106660	10666
NEUTRAL	8	98601	12325
TOTAL	35	532061	15202

ARKANSAS RAZORBACKS

2025-26 COMBINED REPORT

RECORD:	OVERALL	HOME	AWAY	NEUTRAL
ALL GAMES	27-8	16-1	5-5	6-2
CONFERENCE	13-5	8-1	5-4	0-0
NON-CONFERENCE	14-3	8-0	0-1	6-2

##	Player	GPGS	Min	Avg	• TOTAL •			• 3-PTS •			• REBOUNDS •				PF	FO	A	TO	Blk	St	Pts	Avg					
					FG	FGA	Pct	3FG	FGA	Pct	FT	FTA	Pct	Off									Def	Tot	Avg		
5	Darius Acuff Jr.	34	34	1197	35.2	269	554	.486	87	196	.444	156	193	.808	16	91	107	3.1	55	0	223	74	11	28	781	23.0	
1	Meleek Thomas	35	19	1059	30.3	190	440	.432	78	188	.415	85	100	.850	33	104	137	3.9	74	1	89	34	7	51	543	15.5	
7	Trevon Brazile	34	33	1076	31.6	163	307	.531	42	121	.347	85	118	.720	53	197	250	7.4	65	2	51	36	57	53	453	13.3	
24	Billy Richmond III	35	17	952	27.2	158	283	.558	13	55	.236	56	70	.800	47	97	144	4.1	82	3	71	42	29	37	385	11.0	
12	Malique Ewin	35	2	707	20.2	123	206	.597	3	4	.750	93	128	.727	98	96	194	5.5	82	2	32	42	34	23	342	9.8	
11	Karter Knox	22	18	485	22.0	64	139	.460	26	69	.377	24	33	.727	28	72	100	4.5	44	0	26	22	12	15	178	8.1	
21	D.J. Wagner	33	19	789	23.9	86	200	.430	36	102	.353	42	58	.724	0	51	51	1.5	57	1	80	22	10	29	250	7.6	
23	Nick Pringle	34	33	646	19.0	59	82	.720	0	0	.000	39	69	.565	53	81	134	3.9	94	5	20	28	15	12	157	4.6	
30	Isaiah Sealy	17	0	125	7.4	16	32	.500	0	7	.000	21	28	.750	4	19	23	1.4	23	0	11	5	4	5	53	3.1	
14	Ayden Kelley	7	0	11	1.6	1	2	.500	1	1	1.000	1	2	.500	0	0	0	0.0	0	0	0	0	0	0	4	0.6	
0	Jaden Karulewa	9	0	25	2.8	1	5	.200	1	5	.200	2	2	1.000	0	3	3	0.3	4	0	1	1	0	1	5	0.6	
15	Elmir Dzafic	7	0	16	2.3	0	0	.000	0	0	.000	3	6	.500	1	0	1	0.1	4	0	0	4	1	1	3	0.4	
2	Amere Brown	7	0	12	1.7	0	4	.000	0	1	.000	1	4	.250	0	0	0	0.0	0	0	0	0	0	0	1	0.1	
TEAM.....																											
THE HOGS.....		35					1130	2254	.501	287	749	.383	608	811	.750	387	881	1268	36.2	584	14	604	316	180	255	3155	90.1
Opponents.....		35					1016	2243	.453	273	860	.317	496	692	.717	398	809	1207	34.5	625	11	504	404	98	176	2801	80.0

Team Statistics

	ARK	OPP
SCORING	3058	2723
Points per game	89.9	80.1
Scoring margin	+9.9	-
FIELD GOALS-ATT	1091-2182	985-2174
Field goal pct	.500	.453
3 POINT FG-ATT	283-728	263-830
3-point FG pct	.389	.317
3-pt FG made per game	8.3	7.7
FREE THROWS-ATT	593-794	490-681
Free throw pct	.747	.720
F-Throws made per game	17.4	14.4
REBOUNDS	1227	1176
Rebounds per game	36.1	34.6
Rebounding margin	+1.5	-
ASSISTS	578	489
Assists per game	17.0	14.4
TURNOVERS	306	392
Turnovers per game	9.0	11.5
Turnover margin	+2.5	-
Assist/turnover ratio	1.9	1.2
STEALS	247	171
Steals per game	7.3	5.0
BLOCKS	175	96
Blocks per game	5.1	2.8
ATTENDANCE	326800	193157
Home games-Avg/Game	17-19224	10-10666
Neutral site-Avg/Game	-	7-12357

SCORE BY PERIODS:	1st	2nd	OT	2OT	Total
Arkansas	1443	1567	38	10	3058
Opponents	1257	1423	31	12	2723

Date	Ark. Rank	Opp Rank	Opponent	Result	Score	Attend
11/03/25	14/15	-/-	SOUTHERN	W	109-77	19200
11/08/25	14/15	22/21	at Michigan State	L	66-69	14797
11/11/25	21/21	-/-	CENTRAL ARKANSAS	W	93-56	19200
11/14/25	21/21	-/-	SAMFORD	W	79-75	19200
11/18/25	21/22	-/-	WINTHROP	W	84-83	19200
11/21/25	21/21	-/-	JACKSON STATE	W	115-61	19200
@ 11/27/25	22/21	4/4	vs Duke	L	71-80	10766
% 12/03/25	25/23	6/6	LOUISVILLE	W	89-80	19600
& 12/06/25	25/23	-/-	vs FRESNO STATE	W	82-58	11534
+ 12/13/25	17/17	16/16	vs Texas Tech	W	93-86	8277
12/16/25	14/14	-/-	QUEENS	W	108-80	19200
! 12/20/25	14/14	8/8	vs Houston	L	85-94	6246
12/29/25	18/18	-/-	JAMES MADISON	W	103-74	19200
* 01/03/26	18/18	19/20	TENNESSEE	W	86-75	19200
* 01/07/26	15/15	-/-	at Ole Miss	W	94-87	8012
* 01/10/26	15/15	rv/-	at Auburn	L	73-95	9121
* 01/14/26	17/17	-/-	SOUTH CAROLINA	W	108-74	19200
* 01/17/26	17/17	21/22	at Georgia	L	76-90	10523
* 01/20/26	20/20	15/14	VANDERBILT	W	93-68	19200
* 01/24/26	20/20	-/-	LSU	W	85-81	19200
* 01/27/26	15/16	-/-	at Oklahoma	W	83-79	9641
* 01/31/26	15/16	rv/rv	KENTUCKY	L	77-85	19200
* 02/07/26	21/21	-/-	at Mississippi State	W	88-68	8254
* 02/10/26	21/21	-/-	at LSU	W	91-62	6701
* 02/14/26	21/21	rv/-	AUBURN	W	88-75	19200
* 02/18/26	20/17	25/rv	at Alabama	L 2OT	115-117	13474
* 02/21/26	20/17	-/-	MISSOURI	W	94-86	19200
* 02/25/26	20/17	rv/-	TEXAS A&M	W	99-84	19200
* 02/28/26	20/17	7/7	at Florida	L	77-111	11076
* 03/04/26	20/19	-/-	TEXAS	W	105-85	19200
* 03/07/26	20/19	rv/rv	at Missouri	W OT	88-84	15061
^ 03/13/26	17/17	-/-	vs #11 seed Oklahoma	W	82-79	15085
^ 03/14/26	17/17	-/-	vs #15 seed Ole Miss	W OT	93-90	16212
^ 03/15/26	17/17	22/22	vs #5 seed Vanderbilt	W	86-75	18377
~ 03/19/26	14/15	-/-	vs #13 seed Hawai'i	W	97-78	12104
~ 03/19/26	14/15	-/-	vs #12 seed High Point			

* = SEC game || Home Games in CAPS || @ - CBS Thanksgiving Classic (Chicago - United Center) || % - SEC/ACC Challenge ||
 & - at North Little Rock (Simmons Bank Arena) || + Revocruit Rematch (Dallas - American Airlines Center) ||
 ! - Never Forget Classic (Newark - Prudential Center) || ^ - SEC Tournament (Nashville - Bridgestone Arena) ||
 ~ - NCAA 1st & 2nd Rounds (Portland, Ore. - Moda Center)

ARKANSAS RAZORBACKS

2025-26 SEASON STATISTICS • ALL GAMES



RECORD:	OVERALL	HOME	AWAY	NEUTRAL
ALL GAMES	27-8	16-1	5-5	6-2
CONFERENCE	13-5	8-1	5-4	0-0
NON-CONFERENCE	14-3	8-0	0-1	6-2

#	Player	GPGS	Min	Avg	• TOTAL •			• 3-PTS •			• REBOUNDS •				PF	FO	A	TO	Blk	St	Pts	Avg					
					FG	FGA	Pct	3FG	FGA	Pct	FT	FTA	Pct	Off									Def	Tot	Avg		
5	Darius Acuff Jr.	34	34	1197	35.2	269	554	.486	87	196	.444	156	193	.808	16	91	107	3.1	55	0	223	74	11	28	781	23.0	
1	Meleek Thomas	35	19	1059	30.3	190	440	.432	78	188	.415	85	100	.850	33	104	137	3.9	74	1	89	34	7	51	543	15.5	
7	Trevon Brazile	34	33	1076	31.6	163	307	.531	42	121	.347	85	118	.720	53	197	250	7.4	65	2	51	36	57	53	453	13.3	
24	Billy Richmond III	35	17	952	27.2	158	283	.558	13	55	.236	56	70	.800	47	97	144	4.1	82	3	71	42	29	37	385	11.0	
12	Maliq Ewin	35	2	707	20.2	123	206	.597	3	4	.750	93	128	.727	98	96	194	5.5	82	2	32	42	34	23	342	9.8	
11	Karter Knox	22	18	485	22.0	64	139	.460	26	69	.377	24	33	.727	28	72	100	4.5	44	0	26	22	12	15	178	8.1	
21	D.J. Wagner	33	19	789	23.9	86	200	.430	36	102	.353	42	58	.724	0	51	51	1.5	57	1	80	22	10	29	250	7.6	
23	Nick Pringle	34	33	646	19.0	59	82	.720	0	0	.000	39	69	.565	53	81	134	3.9	94	5	20	28	15	12	157	4.6	
30	Isaiah Sealy	17	0	125	7.4	16	32	.500	0	7	.000	21	28	.750	4	19	23	1.4	23	0	11	5	4	5	53	3.1	
14	Ayden Kelley	7	0	11	1.6	1	2	.500	1	1	1.000	1	2	.500	0	0	0	0.0	0	0	0	0	0	0	4	0.6	
0	Jaden Karuletwa	9	0	25	2.8	1	5	.200	1	5	.200	2	2	1.000	0	3	3	0.3	4	0	1	1	0	1	5	0.6	
15	Elmir Dzafic	7	0	16	2.3	0	0	.000	0	0	.000	3	6	.500	1	0	1	0.1	4	0	0	4	1	1	3	0.4	
2	Amere Brown	7	0	12	1.7	0	4	.000	0	1	.000	1	4	.250	0	0	0	0.0	0	0	0	0	0	0	1	0.1	
TEAM.....																											
ARKANSAS.....		35				1130	2254	.501	287	749	.383	608	811	.750	387	881	1268	36.2	584	14	604	316	180	255	3155	90.1	
Opponents.....		35				1016	2243	.453	273	860	.317	496	692	.717	398	809	1207	34.5	625	11	504	404	98	176	2801	80.0	

SCORE BY PERIODS:	1st	2nd	OT	2OT	Total
Arkansas	1497	1610	38	10	3155
Opponents	1293	1465	31	12	2801

DEADBALL REBOUNDS:	OFF	DEF	TOTAL
Arkansas	120	20	140
Opponents	124	11	135

ARKANSAS RAZORBACKS

2025-26 STATISTICS • SEC GAMES ONLY



RECORD:	OVERALL	HOME	AWAY
SEC	13-5	8-1	5-4

#	Player	GPGS	Min	Avg	• TOTAL •			• 3-PTS •			• REBOUNDS •				PF	FO	A	TO	Blk	St	Pts	Avg					
					FG	FGA	Pct	3FG	FGA	Pct	FT	FTA	Pct	Off									Def	Tot	Avg		
5	Darius Acuff Jr.	17	17	622	36.6	145	295	.492	42	97	.433	90	109	.826	7	44	51	3.0	26	0	113	35	6	12	422	24.8	
1	Meleek Thomas	18	13	570	31.7	104	225	.462	38	78	.487	34	41	.829	14	59	73	4.1	43	1	37	14	5	30	280	15.6	
24	Billy Richmond III	18	11	521	28.9	97	169	.574	4	23	.174	30	36	.833	23	51	74	4.1	46	2	40	20	19	24	228	12.7	
7	Trevon Brazile	18	18	613	34.1	82	156	.526	21	67	.313	41	60	.683	26	104	130	7.2	40	2	34	19	30	29	226	12.6	
12	Maliq Ewin	18	0	393	21.8	67	121	.554	2	3	.667	52	70	.743	50	52	102	5.7	48	1	15	24	20	10	188	10.4	
11	Karter Knox	10	7	200	20.0	27	57	.474	9	33	.273	7	12	.583	14	25	39	3.9	19	0	8	6	6	4	70	7.0	
21	D.J. Wagner	16	6	362	22.6	41	94	.436	13	45	.289	15	22	.682	0	27	27	1.7	32	1	34	11	4	12	110	6.9	
23	Nick Pringle	18	18	316	17.6	31	42	.738	0	0	.000	20	35	.571	26	26	52	2.9	58	3	8	18	7	3	82	4.6	
30	Isaiah Sealy	8	0	52	6.5	6	12	.500	0	2	.000	2	5	.400	1	3	4	0.5	11	0	4	4	3	0	14	1.8	
14	Ayden Kelley	3	0	5	1.7	0	1	.000	0	0	.000	0	0	.000	0	0	0	0.0	0	0	0	0	0	0	0	0.0	
2	Amere Brown	3	0	5	1.7	0	2	.000	0	0	.000	0	0	.000	0	0	0	0.0	0	0	0	0	0	0	0	0.0	
0	Jaden Karuletwa	5	0	10	2.0	0	1	.000	0	1	.000	0	0	.000	0	1	1	0.2	0	0	0	1	0	0	0	0.0	
15	Elmir Dzafic	4	0	6	1.5	0	0	.000	0	0	.000	0	0	.000	0	0	0	0.0	2	0	0	1	1	0	0	0.0	
TEAM.....																											
RAZORBACKS.....		18				600	1175	.511	129	349	.370	291	390	.746	193	423	616	34.2	325	10	293	156	101	124	1620	90.0	
Opponents.....		18				542	1128	.480	127	392	.324	295	408	.723	199	421	620	34.4	309	3	262	209	59	95	1506	83.7	

SCORE BY PERIODS:	1st	2nd	OT	2OT	Total
Arkansas	746	840	24	10	1620
Opponents	690	784	20	12	1506

DEADBALL REBOUNDS:	OFF	DEF	TOTAL
Arkansas	53	7	60
Opponents	70	7	77

ARKANSAS RAZORBACKS

2025-26 STATISTICS • SEC TOURNAMENT



RECORD: OVERALL
SEC TOURNEY 3-0 • CHAMPION

#	Player	GPGS	Min	Avg	• TOTAL •			• 3-PTS •			• REBOUNDS •				PF	FO	A	TO	Blk	St	Pts	Avg				
					FG	FGA	Pct	3FG	FGA	Pct	FT	FTA	Pct	Off									Def	Tot	Avg	
5	Darius Acuff Jr.	3	3	117	39.0	27	62	.435	12	24	.500	25	29	.862	1	12	13	4.3	4	0	23	11	0	4	91	30.3
7	Trevon Brazile	3	3	106	35.3	18	33	.545	4	10	.400	4	8	.500	9	21	30	10.0	4	0	3	1	6	5	44	14.7
1	Meleek Thomas	3	3	109	36.3	13	33	.394	7	15	.467	11	12	.917	1	8	9	3.0	7	0	9	7	0	2	44	14.7
24	Billy Richmond III	3	3	114	38.0	13	31	.419	2	8	.250	3	4	.750	4	11	15	5.0	7	0	5	3	3	3	31	10.3
12	Malique Ewin	3	0	71	23.7	10	15	.667	0	0	.000	5	8	.625	11	9	20	6.7	8	1	2	3	2	2	25	8.3
21	D.J. Wagner	3	0	50	16.7	5	12	.417	4	7	.571	4	5	.800	0	5	5	1.7	3	0	5	0	1	1	18	6.0
23	Nick Pringle	3	3	58	19.3	4	5	.800	0	0	.000	0	2	.000	3	12	15	5.0	7	0	2	1	2	3	8	2.7
TEAM.....															5	5	10	3.3	0		0				0	
Arkansas.....		3				90	191	.471	29	64	.453	52	68	.765	34	83	117	39.0	40	1	49	26	14	20	261	87.0
Opponents.....		3				89	201	.443	23	69	.333	43	49	.878	30	71	101	33.7	53	4	39	26	9	18	244	81.3

SCORE BY PERIODS:	1st	2nd	OT	Total
Arkansas	115	132	14	261
Opponents	114	119	11	244

DEADBALL REBOUNDS:	OFF	DEF	TOTAL
Arkansas	11	0	11
Opponents	5	1	66

ARKANSAS RAZORBACKS

2026 NCAA TOURNAMENT STATISTICS



RECORD: OVERALL
NCAA TOURNEY 1-0

#	Player	GPGS	Min	Avg	• TOTAL •			• 3-PTS •			• REBOUNDS •				PF	FO	A	TO	Blk	St	Pts	Avg				
					FG	FGA	Pct	3FG	FGA	Pct	FT	FTA	Pct	Off									Def	Tot	Avg	
5	Darius Acuff Jr.	1	1	36	36.0	9	19	.474	2	5	.400	4	4	1.000	1	2	3	3.0	3	0	7	3	0	1	24	24.0
1	Meleek Thomas	1	1	35	35.0	9	16	.563	1	5	.200	2	2	1.000	3	5	8	8.0	1	0	5	0	1	2	21	21.0
7	Trevon Brazile	1	1	35	35.0	8	17	.471	1	7	.143	2	3	.667	1	5	6	6.0	1	0	1	1	3	2	19	19.0
12	Malique Ewin	1	1	31	31.0	6	8	.750	0	0	.000	4	4	1.000	6	6	12	12.0	1	0	6	3	1	2	16	16.0
24	Billy Richmond III	1	1	31	31.0	5	8	.625	0	2	.000	0	0	.000	1	6	7	7.0	3	0	3	2	0	1	10	10.0
21	D.J. Wagner	1	0	31	31.0	2	4	.500	0	2	.000	3	4	.750	0	3	3	3.0	1	0	4	1	0	0	7	7.0
30	Isaiah Sealy	1	0	1	1.0	0	0	.000	0	0	.000	0	0	.000	0	0	0	0.0	0	0	0	0	0	0	0	0.0
TEAM.....															0	2	2	2.0	0		0				0	
Arkansas.....		1				39	72	.542	4	21	.190	15	17	.882	12	29	41	41.0	10	0	26	10	5	8	97	97.0
Opponents.....		1				31	69	.449	10	30	.333	6	11	.545	11	20	31	31.0	13	0	15	12	2	5	78	78.0

SCORE BY PERIODS:	1st	2nd	OT	Total
Arkansas	54	43	97	
Opponents	36	42	78	

DEADBALL REBOUNDS:	OFF	DEF	TOTAL
Arkansas	3	0	3
Opponents	3	0	3

2025-26 RAZORBACK GAME-BY-GAME STATISTICS

Opponent	Date	Score W/L	• TOTAL •			• 3-PTRS •			FT FTA Pct			• REBOUNDS •				PF	A	TO	Blk	Stl	Pts	Avg
			FG	FGA	Pct	3FG	FGA	Pct	Off	Def	Tot	Avg										
SOUTHERN	11/03/25	109-77 W	37	73	.507	10	28	.357	25	29	.862	14	31	45	45.0	18	23	9	4	10	109	109.0
at Michigan St.	11/08/25	66-69 L	22	56	.393	7	28	.250	15	23	.652	13	20	33	39.0	21	16	14	6	11	66	87.5
CENTRAL ARKANSAS	11/11/25	93-56 W	31	63	.492	13	34	.382	18	22	.818	8	41	49	42.3	17	17	8	2	5	93	89.3
SAMFORD	11/14/25	79-75 W	28	62	.452	6	17	.353	17	22	.773	9	29	38	41.2	14	13	9	4	5	79	86.8
WINTHROP	11/18/25	84-83 W	29	58	.500	6	17	.353	20	22	.909	7	26	33	39.6	13	13	9	8	5	84	86.2
JACKSON ST.	11/21/25	115-61 W	39	61	.639	9	18	.500	28	36	.778	9	29	38	39.3	15	24	6	7	14	115	91.0
vs Duke	11/27/25	71-80 L	26	64	.406	10	30	.333	9	11	.818	10	19	29	37.9	18	17	12	3	8	71	88.1
LOUISVILLE	12/03/25	89-80 W	28	67	.418	6	18	.333	27	35	.771	18	28	46	38.9	15	14	10	3	5	89	88.2
vs Fresno St.	12/06/25	82-58 W	30	66	.455	11	30	.367	11	17	.647	10	29	39	38.9	15	18	8	5	11	82	87.6
vs Texas Tech	12/13/25	93-86 W	33	63	.524	10	19	.526	17	26	.654	16	24	40	39.0	15	18	7	6	6	93	88.1
QUEENS (NC)	12/16/25	108-80 W	36	64	.563	14	28	.500	22	27	.815	10	23	33	38.5	15	26	14	2	13	108	89.9
vs Houston	12/20/25	85-94 L	28	57	.491	8	20	.400	21	35	.600	12	22	34	38.1	18	13	12	4	3	85	89.5
JAMES MADISON	12/29/25	103-74 W	34	62	.548	15	28	.536	20	31	.645	12	25	37	38.0	15	24	6	6	7	103	90.5
TENNESSEE	01/03/26	86-75 W	25	59	.424	7	23	.304	29	33	.879	12	24	36	37.9	16	7	14	10	8	86	90.2
at Ole Miss	01/07/26	94-87 W	31	60	.517	10	24	.417	22	30	.733	14	23	37	37.8	16	19	11	2	7	94	90.5
at Auburn	01/10/26	73-95 L	25	58	.431	8	21	.381	15	21	.714	8	20	28	37.2	18	9	11	3	7	73	89.4
SOUTH CAROLINA	01/14/26	108-74 W	43	73	.589	8	21	.381	14	17	.824	12	24	36	37.1	12	27	4	8	12	108	90.5
at Georgia	01/17/26	76-90 L	29	72	.403	5	21	.238	13	16	.813	16	27	43	37.4	17	13	18	8	11	76	89.7
VANDERBILT	01/20/26	93-68 W	37	64	.578	9	22	.409	10	12	.833	10	29	39	37.5	15	25	7	4	5	93	89.8
LSU	01/24/26	85-81 W	34	60	.567	10	22	.455	7	18	.389	8	20	28	37.0	20	18	8	3	7	85	89.6
at Oklahoma	01/27/26	83-79 W	35	63	.556	2	17	.118	11	13	.846	7	24	31	36.8	13	17	6	3	4	83	89.3
KENTUCKY	01/31/26	77-85 L	29	59	.492	3	14	.214	16	26	.615	9	17	26	36.3	24	10	4	3	2	77	88.7
at Mississippi St.	02/07/26	88-68 W	36	69	.522	8	22	.364	8	12	.667	11	27	38	36.3	13	22	7	9	5	88	88.7
at LSU	02/10/26	91-62 W	35	62	.565	3	12	.250	18	24	.750	8	28	36	36.3	19	10	10	10	7	91	88.8
AUBURN	02/14/26	88-75 W	35	61	.574	8	21	.381	10	15	.667	7	24	31	36.1	16	19	5	10	6	88	88.8
at Alabama	02/18/26	115-117 Lot	43	87	.494	13	26	.500	16	19	.842	15	21	36	36.1	26	15	7	6	6	115	89.8
MISSOURI	02/21/26	94-86 W	32	61	.525	8	18	.444	22	25	.880	11	20	31	35.9	17	20	5	5	5	94	89.9
TEXAS A&M	02/25/26	99-84 W	33	65	.508	4	17	.235	29	33	.879	13	23	36	35.9	17	18	9	4	9	99	90.2
at Florida	02/28/26	77-111 L	30	75	.400	4	13	.308	13	24	.542	14	17	31	35.8	24	10	9	1	7	77	89.8
TEXAS	03/04/26	105-85 W	35	60	.583	11	19	.579	24	30	.800	5	30	35	35.7	22	21	10	7	8	105	90.3
at Missouri	03/07/26	88-84 Wot	33	67	.493	8	16	.500	14	22	.636	13	25	38	35.8	20	13	11	5	8	88	90.2
vs Oklahoma	03/13/26	82-79 W	28	64	.438	8	21	.381	18	22	.818	13	24	37	35.8	17	13	7	7	7	82	90.0
vs Ole Miss	03/14/26	93-90 Wot	32	69	.464	6	19	.316	23	31	.742	16	28	44	36.1	10	15	9	1	9	93	90.1
vs Vanderbilt	03/15/26	86-75 W	30	58	.517	15	24	.625	11	15	.733	5	31	36	36.1	13	21	10	6	4	86	89.9
vs Hawai'i	03/19/26	97-78 W	39	72	.542	4	21	.190	15	17	.882	12	29	41	36.2	10	26	10	5	8	97	90.1
Arkansas		3155	1130	2254	.501	287	749	.383	608	811	.750	387	881	1268	36.2	584	604	316	180	255	3155	90.1
Opponents		2801	1016	2243	.453	273	860	.317	496	692	.717	398	809	1207	34.5	625	504	404	98	176	2801	80.0

Games played: 35
Points/game: 90.1
FG Pct: 50.1
3FG Pct: 38.3
FT Pct: 75.0

Rebounds/game: 36.2
Assists/game: 17.3
Turnovers/game: 9.0
Assist/turnover ratio: 1.9
Steals/game: 7.3
Blocks/game: 5.1

2025-26 OPPONENT GAME-BY-GAME STATISTICS

Opponent	Date	Score	W/L	• TOTAL •			• 3-PTRS •			FT			• REBOUNDS •				PF				Pts	Avg	
				FG	FGA	Pct	3FG	FGA	Pct	FT	FTA	Pct	Off	Def	Tot	Avg	A	TO	Blk	Stl			
SOUTHERN	11/03/25	109-77	W	27	69	.391	12	27	.444	11	24	.458	12	25	37	37.0	20	10	12	3	3	77	77.0
at Michigan St.	11/08/25	66-69	L	25	61	.410	1	14	.071	18	26	.692	19	26	45	41.0	15	18	14	4	7	69	73.0
CENTRAL ARKANSAS	11/11/25	93-56	W	19	67	.284	4	41	.098	14	21	.667	10	25	35	39.0	19	11	8	2	5	56	67.3
SAMFORD	11/14/25	79-75	W	28	68	.412	10	29	.345	9	10	.900	9	28	37	38.5	18	17	8	0	5	75	69.2
WINTHROP	11/18/25	84-83	W	32	67	.478	15	31	.484	4	6	.667	8	22	30	36.8	20	18	10	2	3	83	72.0
JACKSON ST.	11/21/25	115-61	W	22	64	.344	9	27	.333	8	11	.727	12	15	27	35.2	25	15	20	2	2	61	70.2
vs Duke	11/27/25	71-80	L	29	59	.492	8	23	.348	14	21	.667	12	25	37	35.4	13	16	12	1	6	80	71.6
LOUISVILLE	12/03/25	89-80	W	29	70	.414	8	37	.216	14	18	.778	12	24	36	35.5	25	13	9	3	2	80	72.6
vs Fresno St.	12/06/25	82-58	W	22	63	.349	4	26	.154	10	13	.769	12	29	41	36.1	14	11	17	1	4	58	71.0
vs Texas Tech	12/13/25	93-86	W	35	69	.507	13	31	.419	3	10	.300	14	19	33	35.8	17	21	7	4	4	86	72.5
QUEENS (NC)	12/16/25	108-80	W	30	68	.441	6	25	.240	14	20	.700	16	18	34	35.6	20	12	17	1	6	80	73.2
vs Houston	12/20/25	85-94	L	32	62	.516	11	25	.440	19	25	.760	10	23	33	35.4	24	13	9	2	7	94	74.9
JAMES MADISON	12/29/25	103-74	W	24	58	.414	12	32	.375	14	19	.737	12	18	30	35.0	20	13	14	3	4	74	74.8
TENNESSEE	01/03/26	86-75	W	29	59	.492	5	13	.385	12	23	.522	11	22	33	34.9	22	13	14	2	11	75	74.9
at Ole Miss	01/07/26	94-87	W	31	61	.508	8	26	.308	17	21	.810	8	19	27	34.3	22	19	10	5	8	87	75.7
at Auburn	01/10/26	73-95	L	34	60	.567	10	22	.455	17	24	.708	9	28	37	34.5	17	20	10	2	11	95	76.9
SOUTH CAROLINA	01/14/26	108-74	W	28	63	.444	7	30	.233	11	14	.786	13	20	33	34.4	14	13	16	2	3	74	76.7
at Georgia	01/17/26	76-90	L	32	69	.464	12	33	.364	14	16	.875	9	26	35	34.4	10	15	17	11	12	90	77.4
VANDERBILT	01/20/26	93-68	W	22	58	.379	10	31	.323	14	19	.737	9	18	27	34.1	14	13	10	2	5	68	76.9
LSU	01/24/26	85-81	W	28	61	.459	3	15	.200	22	25	.880	13	23	36	34.2	19	14	9	0	5	81	77.2
at Oklahoma	01/27/26	83-79	W	35	63	.556	2	17	.118	11	13	.846	7	24	31	36.8	13	17	6	3	4	83	89.3
KENTUCKY	01/31/26	77-85	L	30	56	.536	6	13	.462	19	30	.633	10	25	35	34.2	21	11	7	6	2	85	77.6
at Mississippi St.	02/07/26	88-68	W	28	61	.459	3	15	.200	9	14	.643	9	24	33	34.1	10	15	11	7	3	68	77.2
at LSU	02/10/26	91-62	W	21	68	.309	3	21	.143	17	27	.630	21	22	43	34.5	19	12	14	0	6	62	76.5
AUBURN	02/14/26	88-75	W	27	66	.409	6	19	.316	15	20	.750	15	19	34	34.5	15	10	7	3	2	75	76.5
at Alabama	02/18/26	115-117	Lot	40	71	.563	10	29	.345	27	34	.794	12	31	43	34.8	17	16	12	1	5	117	78.0
MISSOURI	02/21/26	94-86	W	31	56	.554	7	21	.333	17	23	.739	7	19	26	34.5	19	18	10	4	2	86	78.3
TEXAS A&M	02/25/26	99-84	W	30	57	.526	8	25	.320	16	23	.696	6	22	28	34.2	22	18	16	1	3	84	78.5
at Florida	02/28/26	77-111	L	39	69	.565	8	19	.421	25	32	.781	16	35	51	34.8	19	15	12	5	3	111	79.7
TEXAS	03/04/26	105-85	W	33	67	.493	5	13	.385	14	27	.519	10	21	31	34.7	19	17	9	2	6	85	79.8
at Missouri	03/07/26	88-84	Wot	30	63	.476	6	20	.300	18	24	.750	10	24	34	34.7	18	11	13	4	6	84	80.0
vs Oklahoma	03/13/26	82-79	W	29	65	.446	4	16	.250	17	20	.850	11	25	36	34.7	18	16	8	3	3	79	79.9
vs Ole Miss	03/14/26	93-90	Wot	35	70	.500	9	29	.310	11	14	.786	9	22	31	34.6	22	9	11	5	8	90	80.2
vs Vanderbilt	03/15/26	86-75	W	25	66	.379	10	24	.417	15	15	1.000	10	24	34	34.6	13	14	7	1	7	75	80.1
vs Hawai'i	03/19/26	97-78	W	31	69	.449	10	30	.333	6	11	.545	11	20	31	34.5	13	15	12	2	5	78	80.0
Opponents		2801		1016	2243	.453	273	860	.317	496	692	.717	398	809	1207	34.5	625	504	404	98	176	2801	80.0
Arkansas		3155		1130	2254	.501	287	749	.383	608	811	.750	387	881	1268	36.2	584	604	316	180	255	3155	90.1

Games played: 35
Points/game: 80.0
FG Pct: 45.3
3FG Pct: 31.7
FT Pct: 71.7

Rebounds/game: 34.5
Assists/game: 14.4
Turnovers/game: 11.5
Assist/turnover ratio: 1.2
Steals/game: 5.0
Blocks/game: 2.8

2025-26 ARKANSAS RAZORBACKS GAME HIGHS AND LEADERS

Opponent	DATE	SCORE	RESULT	POINTS	REBOUNDS	ASSISTS	STEALS	BLOCKED SHOTS
SOUTHERN	11/03/25	109-77	W	25-Trevon Brazile	11-Trevon Brazile	7-Meleek Thomas D.J. Wagner	3-Meleek Thomas	1-Darius Acuff Jr. Billy Richmond III D.J. Wagner Trevon Brazile
at Michigan St.	11/08/25	66-69	L	16-Darius Acuff Jr. Meleek Thomas	7-Nick Pringle	6-Darius Acuff Jr.	3-D.J. Wagner	3-Nick Pringle
CENTRAL ARKANSAS	11/11/25	93-56	W	21-Darius Acuff Jr.	10-Karter Knox	6-Meleek Thomas	1-Karter Knox D.J. Wagner Malique Ewin Meleek Thomas Isaiah Sealy	1-Darius Acuff jr. Karter Knox
SAMFORD	11/14/25	79-75	W	20-Darius Acuff Jr.	8-Meleek Thomas	5-Darius Acuff Jr.	2-Meleek Thomas	1-Meleek Thomas Billy Richmond III Trevon Brazile Malique Ewin
WINTHROP	11/18/25	84-83	W	26-Meleek Thomas	8-Trevon Brazile	5-Darius Acuff Jr.	2-Meleek Thomas	4-Trevon Brazile
JACKSON ST.	11/21/25	115-61	W	21-Malique Ewin	10-Karter Knox	7-D.J. Wagner	3-D.J. Wagner	2-Trevon Brazile D.J. Wagner
vs Duke	11/27/25	71-80	L	21-Darius Acuff Jr.	11-Trevon Brazile	5-Darius Acuff Jr.	2-Meleek Thomas Trevon Brazile	2-Billy Richmond III
LOUISVILLE	12/03/25	89-80	W	21-Trevon Brazile	9-Malique Ewin	10-Darius Acuff Jr.	2-Trevon Brazile	1-Trevon Brazile Karter Knox Billy Richmond III
vs Fresno St.	12/06/25	82-58	W	18-Darius Acuff Jr.	7-Nick Pringle	8-Darius Acuff Jr.	4-Trevon Brazile	2-Malique Ewin
vs Texas Tech	12/13/25	93-86	W	24-Trevon Brazile	10-Trevon Brazile	8-Darius Acuff Jr.	2-Karter Knox Billy Richmond III	2-Karter Knox Trevon Brazile
QUEENS (NC)	12/16/25	108-80	W	26-Trevon Brazile	7-Nick Pringle	10-Darius Acuff Jr.	3-Darius Acuff Jr. Trevon Brazile	1-Karter Knox Isaiah Sealy
vs Houston	12/20/25	85-94	L	27-Darius Acuff Jr.	9-Malique Ewin	7-Darius Acuff Jr.	2-Billy Richmond III	2-Malique Ewin
JAMES MADISON	12/29/25	103-74	W	28-Meleek Thomas	9-Malique Ewin	6-Darius Acuff Jr. Billy Richmond III	3-Malique Ewin	3-Trevon Brazile
TENNESSEE	01/03/26	86-75	W	29-Darius Acuff Jr.	7-Trevon Brazile Karter Knox	4-Darius Acuff Jr.	3-Meleek Thomas	4-Malique Ewin
at Ole Miss	01/07/26	94-87	W	26-Darius Acuff Jr.	6-Karter Knox Trevon Brazile Billy Richmond III	9-Darius Acuff Jr.	2-Meleek Thomas Darius Acuff Jr.	1-Karter Knox Darius Acuff Jr.
at Auburn	01/10/26	73-95	L	19-Darius Acuff Jr.	12-Malique Ewin	4-Meleek Thomas	2-Billy Richmond III Meleek Thomas D.J. Wagner	2-Malique Ewin
SOUTH CAROLINA	01/14/26	108-74	W	21-Meleek Thomas	7-Nick Pringle	13-Darius Acuff Jr.	4-Meleek Thomas	2-Karter Knox Billy Richmond III
at Georgia	01/17/26	76-90	L	20-Darius Acuff Jr.	8-Billy Richmond III	6-Darius Acuff Jr.	4-Darius Acuff Jr.	3-Billy Richmond III
VANDERBILT	01/20/26	93-68	W	17-Darius Acuff Jr.	14-Trevon Brazile	5-Trevon Brazile Darius Acuff Jr. Meleek Thomas	4-Trevon Brazile	2-Trevon Brazile
LSU	01/24/26	85-81	W	31-Darius Acuff Jr.	7-Trevon Brazile	6-Darius Acuff Jr.	3-Trevon Brazile	2-Darius Acuff Jr.
at Oklahoma	01/27/26	83-79	W	21-Darius Acuff Jr.	7-Trevon Brazile	10-Darius Acuff Jr.	2-Billy Richmond III	2-Trevon Brazile
KENTUCKY	01/31/26	77-85	L	22-Darius Acuff Jr.	8-Trevon Brazile	3-Darius Acuff Jr.	1-Malique Ewin Billy Richmond III	3-Trevon Brazile
at Mississippi St.	02/07/26	88-68	W	24-Darius Acuff Jr.	11-Nick Pringle	8-Darius Acuff Jr.	2-Malique Ewin Meleek Thomas	4-Trevon Brazile
at LSU	02/10/26	91-62	W	28-Darius Acuff Jr.	12-Trevon Brazile	5-Darius Acuff Jr.	4-Trevon Brazile	5-Trevon Brazile
AUBURN	02/14/26	88-75	W	31-Darius Acuff Jr.	10-Meleek Thomas	7-Darius Acuff Jr.	3-Billy Richmond III	4-Trevon Brazile
at Alabama	02/18/26	115-117	LOT	49-Darius Acuff Jr.	8-Trevon Brazile	5-Darius Acuff Jr. D.J. Wagner	2-D.J. Wagner Trevon Brazile	3-Trevon Brazile
MISSOURI	02/21/26	94-86	W	21-Billy Richmond III	8-Malique Ewin Meleek Thomas	6-Trevon Brazile	3-Billy Richmond III	2-Billy Richmond III
TEXAS A&M	02/25/26	99-84	W	23-Billy Richmond III	9-Malique Ewin	7-Darius Acuff Jr.	3-Meleek Thomas Darius Acuff Jr.	2-Malique Ewin
TEXAS	03/04/26	105-85	W	28-Trevon Brazile Darius Acuff Jr.	9-Billy Richmond III	13-Darius Acuff Jr.	3-Billy Richmond III	3-Billy Richmond III Trevon Brazile
at Missouri	03/07/26	88-84	WOT	30-Meleek Thomas	9-Malique Ewin Trevon Brazile	5-D.J. Wagner	3-Trevon Brazile	2-Malique Ewin
vs Oklahoma	03/13/26	82-79	W	37-Darius Acuff Jr.	11-Trevon Brazile	5-Darius Acuff Jr.	3-Darius Acuff Jr.	2-Billy Richmond III Malique Ewin Trevon Brazile
vs Ole Miss	03/14/26	93-90	WOT	29-Meleek Thomas	13-Malique Ewin	7-Darius Acuff Jr.	2-Trevon Brazile Billy Richmond III Meleek Thomas	1-Trevon Brazile
vs Vanderbilt	03/15/26	86-75	W	30-Darius Acuff Jr.	9-Trevon Brazile	11-Darius Acuff Jr.	2-Trevon Brazile	3-Trevon Brazile
vs Hawai'i	03/19/26	97-78	W	24-Darius Acuff Jr.	12-Malique Ewin	7-Darius Acuff Jr.	2-Meleek Thomas Trevon Brazile Malique Ewin	3-Trevon Brazile

LED TEAM IN POINTS (including ties)	
Acuff	22
Thomas	6
Brazile	5
Richmond	2
Ewin	1

LED TEAM IN REBS (including ties)	
Brazile	14
Ewin	9
Pringle	5
Richmond	3
Thomas	3
Knox	3

LED TEAM IN ASSISTS (including ties)	
Acuff	27
Thomas	4
Wagner	4
Brazile	2
Richmond	1

LED TEAM IN STEALS (including ties)	
Thomas	13
Brazile	12
Richmond	9
Wagner	5
Acuff	5
Ewin	5
Knox	2
Sealy	1

LED TEAM IN BLKS (including ties)	
Brazile	19
Richmond	9
Ewin	7
Knox	6
Wagner	2
Acuff	2
Acuff	2
Pringle	1
Thomas	1
Sealy	1

ARKANSAS RAZORBACKS

2025-26 GAME-BY-GAME POINTS-ASSISTS-REBOUNDS

Opponent	Date	Score	WL	0	1	2	5	7	11	12	14	15	21	23	24	30	35	99
				Karuletwa	Thomas	Brown	Acuff	Brazile	Knox	Ewin	Kelley	Džafić	Wagner	Pringle	Richmond	Sealy	Rtail	Semedo
SOUTHERN	11/03/25	109-77	W	0-1-1	21-6-7	0-0-0	22-2-4	25-11-1	DNP-Inj	6-4-0	0-0-0	1-0-0	8-4-7	8-8-0	6-3-1	12-3-2	DNP-Inj	DNP
at Mich St	11/08/25	66-69	L	DNP	16-6-2	DNP	16-2-6	3-2-0	0-4-4	4-2-0	DNP	DNP	13-2-3	6-7-1	8-6-0	0-0-0	DNP-Inj	DNP
UCA	11/11/25	93-56	W	DNP	17-6-6	DNP	21-6-4	DNP	19-10-1	10-5-0	DNP	DNP	7-3-4	9-8-0	4-4-0	6-6-2	DNP-Inj	DNP
SAMFORD	11/14/25	79-75	W	DNP	17-8-4	DNP	20-3-5	15-7-0	4-6-2	2-0-0	DNP	DNP	10-3-2	0-1-0	10-5-0	1-0-0	DNP-Inj	DNP
WINTHROP	11/18/25	84-83	W	DNP	26-3-3	DNP	12-2-5	14-8-2	9-3-1	2-3-0	DNP	DNP	2-1-1	13-7-0	6-1-1	DNP	DNP-Inj	DNP
JACKSON ST	11/21/25	115-61	W	0-0-0	13-2-3	1-0-0	10-0-2	8-7-1	17-10-1	21-3-3	0-0-0	1-0-0	16-0-7	4-5-3	14-5-2	10-4-2	DNP-Inj	DNP
vs Duke	11/27/25	71-80	L	DNP	13-1-2	DNP	21-2-5	11-11-2	2-2-0	7-3-1	DNP	DNP	3-1-3	3-1-2	11-5-2	DNP	DNP-Inj	DNP
LOUISVILLE	12/03/25	89-80	W	DNP	17-5-1	DNP	17-5-10	21-5-0	5-5-0	12-9-1	DNP	DNP	5-1-0	2-4-0	10-4-2	DNP	DNP-Inj	DNP
vs Fresno St	12/06/25	82-58	W	DNP	12-1-1	DNP	18-5-8	4-6-1	11-4-3	9-5-0	DNP	DNP	12-0-0	2-7-1	6-1-4	8-3-0	DNP-Inj	DNP
vs Texas Tech	12/13/25	93-86	W	DNP	8-2-2	DNP	20-4-8	24-10-0	20-6-1	9-6-1	DNP	DNP	4-0-1	2-4-1	6-3-4	DNP	DNP-Inj	DNP
QUEENS	12/16/25	108-80	W	5-1-0	3-4-6	0-0-0	23-3-10	26-4-3	11-5-3	0-2-1	1-0-0	DNP	10-0-3	14-7-0	15-5-0	0-1-0	DNP-Inj	DNP
vs Houston	12/20/25	85-94	L	DNP	7-1-1	DNP	27-5-7	5-6-0	3-2-1	20-9-1	DNP	DNP	11-1-2	0-2-0	12-2-1	DNP	DNP-Inj	DNP
JMU	12/29/25	103-74	W	0-0-0	28-2-0	0-0-0	17-1-6	8-7-3	7-4-1	11-9-1	3-0-0	1-1-0	14-0-4	4-6-2	8-4-6	2-2-1	DNP-Inj	DNP
TENNESSEE	01/03/26	86-75	W	DNP	18-3-1	DNP	29-3-4	7-7-0	11-7-0	12-6-0	DNP	DNP	2-2-2	2-1-0	5-0-0	DNP	DNP-Inj	DNP
at Ole Miss	01/07/26	94-87	W	DNP	13-1-2	DNP	26-0-9	18-6-1	10-6-2	5-2-0	DNP	DNP	3-2-4	6-5-0	13-6-1	DNP	DNP-Inj	DNP
at Auburn	01/10/26	73-95	L	DNP	17-3-4	DNP	19-1-1	12-5-1	0-1-0	13-12-1	DNP	DNP	4-2-2	3-2-0	3-1-0	2-0-0	DNP-Inj	DNP
SOUTH CARO	01/14/26	108-74	W	0-0-0	21-4-2	0-0-0	18-4-13	13-5-2	8-4-0	18-4-1	0-0-0	0-0-0	12-1-2	15-7-3	3-5-4	0-1-0	DNP-Inj	DNP-Inj
at Georgia	01/17/26	76-90	L	DNP	9-6-3	DNP	20-6-6	8-2-0	8-7-0	12-7-2	DNP	DNP	4-0-1	3-2-0	12-8-1	DNP	DNP-Inj	DNP-Inj
VANDERBILT	01/20/26	93-68	W	0-0-0	13-5-5	0-0-0	17-2-5	10-14-5	16-4-2	16-4-1	0-0-0	0-0-0	11-1-3	8-4-1	2-2-3	0-0-0	DNP-Inj	DNP-Inj
LSU	01/24/26	85-81	W	DNP	14-2-3	DNP	31-2-6	7-7-1	5-5-2	6-5-1	DNP	DNP	7-0-2	4-2-0	11-2-3	DNP	DNP-Inj	DNP-Inj
at Oklahoma	01/27/26	83-79	W	DNP	16-4-1	DNP	21-3-10	6-7-4	11-2-0	12-4-1	DNP	DNP	0-3-0	8-2-1	9-3-0	DNP	DNP-Inj	DNP-Inj
KENTUCKY	01/31/26	77-85	L	DNP	10-0-1	DNP	22-2-3	16-8-2	0-1-0	11-5-2	DNP	DNP	4-0-1	0-0-0	14-5-1	DNP	DNP-Inj	DNP-Inj
at Miss St	02/07/26	88-68	W	DNP	17-3-3	DNP	24-5-8	19-8-4	DNP-Inj	2-2-1	DNP	DNP	DNP-Inj	6-11-1	14-4-3	6-1-2	DNP-Inj	DNP-Inj
at LSU	02/10/26	91-62	W	0-1-0	20-4-1	0-0-0	28-2-5	14-12-1	DNP-Inj	6-6-1	0-0-0	0-0-0	DNP	6-5-0	13-5-1	4-0-1	DNP-Inj	DNP-Inj
AUBURN	02/14/26	88-75	W	DNP	8-10-3	DNP	31-2-7	11-7-1	1-2-2	8-1-0	DNP	DNP	2-1-1	2-1-1	25-3-4	DNP	DNP-Inj	DNP-Inj
at Alabama	02/18/26	115-117	L	0-0-0	24-6-2	DNP	49-5-5	11-8-1	DNP-Inj	0-7-0	DNP	0-0-0	8-1-5	3-1-0	20-6-2	DNP-Inj	DNP-Inj	DNP-Inj
MISSOURI	02/21/26	94-86	W	DNP	14-8-2	DNP	20-4-5	12-5-6	DNP-Inj	16-8-0	DNP	DNP	7-1-2	4-2-1	21-1-4	DNP	DNP-Inj	DNP-Inj
TEXAS A&M	02/25/26	99-84	W	DNP	13-3-0	DNP	22-5-7	14-8-3	DNP-Inj	18-9-4	DNP	DNP	9-4-1	0-1-0	23-2-3	DNP	DNP-Inj	DNP-Inj
at Florida	02/28/26	77-111	L	DNP	10-2-1	DNP	17-2-6	3-5-0	DNP-Inj	11-8-0	DNP	DNP	12-1-0	0-2-0	22-6-3	2-1-0	DNP-Inj	DNP-Inj
TEXAS	03/04/26	105-85	W	0-0-0	13-2-1	DNP	28-3-13	28-7-1	DNP-Inj	5-3-0	DNP	DNP	15-4-3	8-4-0	8-9-3	0-1-0	DNP-Inj	DNP-Inj
at Missouri	03/07/26	88-84	W	DNP-Inj	30-7-2	DNP	DNP	17-9-1	DNP-Inj	17-9-0	DNP	DNP	10-4-5	4-0-0	10-6-4	0-0-1	DNP-Inj	DNP-Inj
vs Oklahoma	03/13/26	82-79	W	DNP	8-2-2	DNP	37-5-5	12-11-2	DNP-Inj	7-4-1	DNP	DNP	5-1-1	4-5-1	9-5-1	DNP	DNP-Inj	DNP-Inj
vs Ole Miss	03/14/26	93-90	W	DNP	29-5-5	DNP	24-5-7	16-10-1	DNP-Inj	14-13-1	DNP	DNP	2-0-0	4-4-0	4-5-1	DNP	DNP-Inj	DNP-Inj
vs Vandy	03/15/26	86-75	W	DNP	7-2-2	DNP	30-3-11	16-9-0	DNP-Inj	4-3-0	DNP	DNP	11-4-4	0-6-1	18-5-3	DNP	DNP-Inj	DNP-Inj
vs Hawai'i	03/19/26	97-78	W	DNP	21-8-5	DNP	24-3-7	19-6-1	DNP-Inj	16-12-6	DNP	DNP	7-3-4	DNP	10-7-3	0-0-0	DNP-Inj	DNP-Inj

ARKANSAS RAZORBACKS

2025-26 STARTING LINEUPS

Date	Opponent	1	2	3	4	5	1st SUB(S)	Outcome	RECORD BY LINEUPS (8):	RECORD BY STARTER						
Nov. 3	SOUTHERN	Acuff	Wagner	Richmond	Brazile	Pringle	Thomas	W, 109-77	Acuff	Wagner	Richmond	Brazile	Pringle	2-2	Acuff	26-8
Nov. 8	at Mich St	Acuff	Wagner	Richmond	Brazile	Pringle	Thomas/Knox/Ewin	L, 66-69	Acuff	Wagner	Thomas	Knox	Pringle	2-0	Brazile	25-8
Nov. 11	UCA	Acuff	Wagner	Thomas	Knox	Pringle	Ewin/Richmond	W, 93-56	Acuff	Wagner	Knox	Brazile	Ewin	1-0	Pringle	24-8
Nov. 14	SAMFORD	Acuff	Wagner	Thomas	Knox	Pringle	Ewin/Richmond/Brazile	W, 93-56	Acuff	Wagner	Knox	Brazile	Pringle	8-3	Wagner	17-5
Nov. 18	WINTHROP	Acuff	Wagner	Knox	Brazile	Ewin	Pringle/Thomas/Richmond	W, 84-83	Acuff	Thomas	Knox	Brazile	Pringle	3-1	Knox	12-4
Nov. 21	JACKSON ST	Acuff	Wagner	Knox	Brazile	Pringle	Richmond/Thomas	W, 115-61	Acuff	Thomas	Richmond	Brazile	Pringle	9-2	Thomas	16-3
Nov. 27	vs Duke	Acuff	Wagner	Knox	Brazile	Pringle	Ewin/Thomas/Richmond	L, 71-80	Acuff	Thomas	Richmond	Brazile	Pringle	1-0	Richmond	13-4
Dec. 3	LOUISVILLE	Acuff	Wagner	Knox	Brazile	Pringle	Richmond/Thomas/Ewin	W, 89-80	Acuff	Thomas	Richmond	Brazile	Ewin	1-0	Ewin	2-0
Dec. 6	vs Fresno St	Acuff	Wagner	Knox	Brazile	Pringle	Ewin	W, 82-58								
Dec. 13	vs Texas Tech	Acuff	Wagner	Knox	Brazile	Pringle	Thomas	W, 93-86								
Dec. 16	vs QUEENS	Acuff	Wagner	Knox	Brazile	Pringle	Ewin	W, 108-80								
Dec. 20	vs Houston	Acuff	Wagner	Knox	Brazile	Pringle	Ewin	L, 94-85								
Dec. 29	vs JMU	Acuff	Wagner	Knox	Brazile	Pringle	Ewin	W, 103-74								
Jan. 1	vs TENNESSEE	Acuff	Wagner	Knox	Brazile	Pringle	Ewin/Thomas/Richmond	W, 86-75								
Jan. 7	at Ole Miss	Acuff	Wagner	Knox	Brazile	Pringle	Ewin/Thomas/Richmond	W, 94-87								
Jan. 10	at Auburn	Acuff	Wagner	Knox	Brazile	Pringle	Richmond	L, 73-95								
Jan. 14	SOUTH CARO	Acuff	Wagner	Richmond	Brazile	Pringle	Thomas/Ewin/Knox	W, 108-74								
Jan. 17	at Georgia	Acuff	Wagner	Richmond	Brazile	Pringle	Thomas/Ewin/Knox	L, 76-90								
Jan. 20	VANDERBILT	Acuff	Thomas	Knox	Brazile	Pringle	Richmond/Ewin/Wagner	W, 93-68								
Jan. 24	LSU	Acuff	Thomas	Knox	Brazile	Pringle	Richmond/Ewin/Wagner	W, 85-81								
Jan. 27	at Oklahoma	Acuff	Thomas	Knox	Brazile	Pringle	Ewin	W, 83-79								
Jan. 31	KENTUCKY	Acuff	Thomas	Knox	Brazile	Pringle	Richmond/Ewin	L, 77-85								
Feb. 7	at Miss State	Acuff	Thomas	Richmond	Brazile	Pringle	Ewin	W, 88-68								
Feb. 10	at LSU	Acuff	Thomas	Richmond	Brazile	Pringle	Ewin	W, 91-62								
Feb. 14	AUBURN	Acuff	Thomas	Richmond	Brazile	Pringle	Ewin	W, 88-75								
Feb. 18	at Alabama	Acuff	Thomas	Richmond	Brazile	Pringle	Wagner/Ewin	2OT L, 115-117								
Feb. 21	MISSOURI	Acuff	Thomas	Richmond	Brazile	Pringle	Ewin	W, 94-86								
Feb. 25	TEXAS A&M	Acuff	Thomas	Richmond	Brazile	Pringle	Ewin	W, 99-84								
Feb. 28	at Florida	Acuff	Thomas	Richmond	Brazile	Pringle	Ewin	L, 77-111								
Mar. 4	TEXAS A&M	Acuff	Thomas	Richmond	Brazile	Pringle	Ewin	W, 105-85								
Mar. 7	at Missouri	Wagner	Thomas	Richmond	Brazile	Pringle	Ewin	OT W, 88-84								
Mar. 13	vs Oklahoma	Acuff	Thomas	Richmond	Brazile	Pringle	Ewin/Wagner	W, 82-79								
Mar. 14	vs Ole Miss	Acuff	Thomas	Richmond	Brazile	Pringle	Ewin	OT W, 93-90								
Mar. 15	vs Ole Miss	Acuff	Thomas	Richmond	Brazile	Pringle	Ewin	W, 86-75								
Mar. 19	vs Hawai'i	Acuff	Thomas	Richmond	Brazile	Ewin	Wagner	W, 97-78								

MOST DUNKS IN A GAME TEAM

ARKANSAS RAZORBACKS

2025-26 SPECIALTY STATS (ARKANSAS/OPPONENT)

Opponent	Pts Off TO	Pts In Paint	2nd Chance	Fast Break	Bench	Lead Chng	Ties	Ark Largest Lead	Best Ark Run	Opp Largest Lead	Best Opp Run	Ark Led	Opp Led	Gm Tied
SOUTHERN	16 / 7	48 / 28	16 / 17	32 / 12	40 / 35	1	0	37 4:25 2nd	12-0	2 19:18 1st	8-0	38:35	0:43	0:42
at Michigan State	17 / 10	28 / 46	12 / 18	18 / 14	20 / 26	12	5	5 0:34 1st	8-0	8 7:06 2nd	8-0	10:08	25:40	3:12
UCA	9 / 11	30 / 26	10 / 16	30 / 13	20 / 17	0	0	38 1:04 2nd	13-0	- - -	6-0	39:21	-	0:39
SAMFORD	5 / 9	40 / 32	7 / 10	22 / 9	28 / 17	2	1	15 7:08 2nd	12-0	1 17:55 1st	6-0	38:47	0:17	0:56
WINTHROP	10 / 9	40 / 34	14 / 18	16 / 9	45 / 20	9	11	8 4:30 1st	11-0	7 12:46 2nd	7-0	20:10	14:41	5:09
JACKSON ST	38 / 2	56 / 20	12 / 19	34 / 4	60 / 43	1	2	64 4:43 2nd	24-0	3 17:31 1st	5-0	35:53	1:13	2:54
vs Duke	15 / 12	28 / 42	10 / 25	14 / 5	31 / 6	4	7	7 10:09 2nd	9-0	13 1:54 1st	10-0	18:10	16:51	4:59
LOUISVILLE	14 / 7	34 / 42	27 / 9	8 / 8	39 / 11	0	0	20 17:30 2nd	10-0	- - -	8-0	39:33	-	0:27
vs Fresno St.	16 / 8	30 / 32	10 / 10	26 / 11	35 / 24	0	0	32 10:35 2nd	10-0	- - -	8-0	38:02	-	1:58
vs Texas Tech	10 / 5	44 / 42	20 / 18	18 / 4	23 / 8	7	1	10 0:14 2nd	7-0	10 5:55 1st	7-0	6:36	32:04	1:20
QUEENS	25 / 17	42 / 42	19 / 16	32 / 14	24 / 29	1	0	36 8:15 2nd	13-0	5 18:59 1st	6-0	36:08	3:23	0:29
vs Houston	9 / 19	36 / 28	16 / 15	7 / 7	39 / 21	3	2	2 19:37 1st	9-0	21 9:34 1st	15-0	1:14	37:14	1:32
JAMES MADISON	21 / 8	32 / 24	17 / 13	31 / 5	53 / 25	2	3	33 3:42 2nd	16-0	6 2:04 1st	6-0	35:27	1:14	3:19
TENNESSEE	17 / 13	32 / 44	13 / 14	18 / 24	35 / 33	11	10	14 1:13 2nd	11-0	7 17:35 1st	7-0	20:25	12:59	6:11
at Ole Miss	17 / 12	34 / 28	14 / 6	8 / 9	31 / 28	2	2	16 7:35 2nd	11-0	2 15:36 1st	7-0	37:38	0:21	2:01
at Auburn	8 / 13	28 / 48	9 / 18	13 / 15	35 / 25	5	1	2 19:42 1st	5-0	29 2:05 2nd	11-0	1:52	37:00	1:08
SOUTH CAROLINA	22 / 2	66 / 36	14 / 12	32 / 7	47 / 15	2	4	43 2:31 2nd	11-0	1 17:53 1st	9-0	37:55	1:08	0:57
at Georgia	15 / 29	46 / 36	20 / 15	25 / 23	29 / 22	0	2	- - -	11-0	19 16:31 2nd	11-0	-	38:53	1:19
VANDERBILT	16 / 6	50 / 22	12 / 20	21 / 8	29 / 20	0	1	31 1:37 2nd	11-0	- - -	6-0	38:13	-	1:47
LSU	9 / 8	36 / 42	8 / 20	13 / 11	24 / 12	13	6	8 5:00 2nd	7-0	8 17:55 2nd	6-0	10:54	26:28	2:59
at Oklahoma	15 / 8	56 / 60	13 / 16	6 / 3	21 / 9	15	9	4 0:11 2nd	8-0	13 7:24 1st	9-0	11:26	23:36	4:58
KENTUCKY	8 / 5	46 / 44	9 / 10	2 / 9	29 / 20	4	4	4 12:19 2nd	6-0	13 12:41 1st	8-0	3:35	34:07	2:00
at Miss State	19 / 4	50 / 46	11 / 9	15 / 13	8 / 21	3	1	20 4:13 2nd	13-0	4 18:26 1st	7-0	35:22	3:10	1:28
at LSU	20 / 11	64 / 34	10 / 13	21 / 9	10 / 26	0	0	36 3:34 2nd	9-0	- - -	7-0	39:38	-	0:22
AUBURN	12 / 7	52 / 34	11 / 15	17 / 10	11 / 4	1	3	21 14:04 2nd	11-0	3 15:23 1st	8-0	34:07	3:56	1:57
at Alabama	13 8 / 12	46 / 58	19 / 12	11 / 10	8 / 13	9	13	14 8:51 2nd	13-0	6 16:19 1st	10-0	29:57	14:43	5:20
MISSOURI	18 / 6	48 / 48	15 / 8	17 / 2	23 / 12	7	5	14 2:02 2nd	7-0	8 6:53 1st	6-0	25:29	12:20	2:10
TEXAS A&M	17 / 15	52 / 38	18 / 4	30 / 13	27 / 45	2	2	17 15:01 2nd	16-0	9 15:08 1st	11-0	32:46	5:36	1:38
at Florida	13 / 16	44 / 56	17 / 22	18 / 13	25 / 33	5	1	5 14:23 1st	8-0	37 2:29 2nd	12-0	5:02	34:48	0:10
TEXAS	14 / 18	46 / 52	7 / 10	38 / 15	20 / 24	1	1	28 15:21 2nd	13-0	2 19:06 1st	7-0	38:29	0:17	1:14
at Missouri	15 / 18	44 / 48	14 / 11	10 / 8	17 / 5	12	12	15 8:25 1st	9-0	5 8:20 2nd	11-0	28:41	9:31	6:35
vs Oklahoma	11 / 5	34 / 46	19 / 16	14 / 6	12 / 9	16	11	7 2:27 2nd	6-0	8 3:37 1st	6-0	15:10	20:23	4:27
vs Ole Miss	14 / 11	44 / 42	25 / 13	23 / 15	15 / 32	13	11	11 10:45 1st	10-0	3 15:50 2nd	8-0	33:48	5:23	5:49
vs Vanderbilt	10 / 8	26 / 30	10 / 7	10 / 14	15 / 10	12	5	14 0:41 2nd	12-0	6 15:00 2nd	6-0	30:35	7:16	2:09
vs Haawai'i	14 / 8	64 / 40	20 / 11	23 / 12	7 / 16	0	0	23 6:05 2nd	11-0	- - -	9-0	39:41	-	0:19

BLACK BOX INDICATES
LARGEST UA LEAD
IN A LOSS

RED BOX INDICATES
LARGEST UA DEFICIT
IN A WIN

ARKANSAS RAZORBACKS

2025-26 SCORES BY HALF

Date	Opponent	1st HALF ARK OPP DIFF	2ND HALF ARK OPP DIFF	FINAL	Date	Opponent	1st HALF ARK OPP DIFF	2ND HALF ARK OPP DIFF	FINAL
Nov. 3	SOUTHERN	57 32 +25	52 45 +7	W, 109-77	Feb. 10	at LSU	42 27 +15	49 35 +14	W, 91-62
Nov. 8	at Michigan St	39 36 +3	27 33 -6	L, 66-69	Feb. 14	AUBURN	38 32 +6	50 43 +7	W, 88-75
Nov. 11	UCA	43 34 +9	50 22 +28	W, 93-56	Feb. 18	at Alabama (20T)	57 47 +10	38 48 -10	L, 115-117
Nov. 14	SAMFORD	45 35 +10	34 40 -6	W, 79-75	OT	10 10 --			
Nov. 18	WINTHROP	43 41 +2	42 41 -1	W, 84-83	20T	10 12 -2			
Nov. 21	JACKSON ST	47 19 +26	68 42 +26	W, 115-61	Feb. 21	MISSOURI	47 42 +5	47 44 +1	W, 94-86
Nov. 27	vs Duke	35 41 -6	36 39 -3	L, 71-80	Feb. 25	TEXAS A&M	37 28 +9	62 56 +6	W, 99-84
Dec. 3	LOUISVILLE	47 29 +18	42 51 -9	W, 89-80	Feb. 28	at Florida	34 53 -19	43 58 -15	L, 77-111
Dec. 6	vs Fresno St	34 25 +10	48 34 +14	W, 82-58	Mar. 4	TEXAS	56 34 +22	49 51 -2	W, 105-85
Dec. 13	vs Texas Tech	43 49 -6	50 37 +13	W, 93-86	Mar. 7	at Missouri	39 26 +3	35 38 -3	W, 88-84
Dec. 16	QUEENS	60 36 +24	48 44 +4	W, 108-80	OT	14 10 +4			
Dec. 20	vs Houston	41 49 -8	44 45 -1	L, 94-85	Mar. 13	vs Oklahoma	37 39 -2	45 40 +5	W, 82-79
Dec. 29	JAMES MADISON	48 28 +20	55 46 +9	W, 103-74	Mar. 14	vs Ole Miss	37 36 +1	42 43 -1	W, 93-90
Jan. 3	TENNESSEE	37 38 +1	49 39 +10	W, 86-75	OT	14 11 +3			
Jan. 7	at Ole Miss	42 32 +10	52 55 -3	W, 94-87	Mar. 15	vs Vanderbilt	39 41 +2	45 36 +9	W, 86-75
Jan. 10	at Auburn	34 49 -15	39 46 -7	L, 73-95	Mar. 19	vs Hawai'i	54 36 +18	43 42 +1	W, 97-78
Jan. 14	SOUTH CAROLINA	50 38 +12	58 36 +22	W, 108-74					
Jan. 17	at Georgia	32 45 -13	44 45 -1	L, 76-90					
Jan. 20	VANDERBILT	46 35 +11	47 33 -14	W, 93-68					
Jan. 24	LSU	33 37 -4	52 44 +8	W, 85-81					
Jan. 27	at Oklahoma	44 48 -4	39 31 +8	W, 83-79					
Jan. 31	KENTUCKY	35 42 -7	43 42 -1	L, 77-85					
Feb. 7	at Miss State	43 30 +13	45 38 +7	W, 88-68					

MOST PTS IN A HALF BY ARK			FEWEST PTS IN A HALF BY ARK		
68	JACKSON ST	2nd at Florida	27	at Michigan State	2nd at Georgia
62	TEXAS A&M	2nd at Florida	32	at Georgia	1st vs LSU
60	QUEENS	1st at Alabama	33	vs LSU	1st
58	SOUTH CAROLINA	2nd at Auburn			
57	at Alabama	1st			
57	SOUTHERN	1st			
<i>15 total scoring at least 50 in a half</i>					
FEWEST PTS IN A HALF BY OPP			FEWEST PTS IN A HALF BY OPP		
19	JACKSON ST	1st vs Duke	19	JACKSON ST	1st vs Fresno St
22	UCA	2nd at LSU	22	UCA	2nd at LSU
25	vs Fresno St	1st	27	at LSU	1st

LARGEST HALFTIME DEFICIT			LARGEST HALFTIME LEAD		
-19	at Florida	L, 77-111	+26	JACKSON ST	W by 64
-13	at Georgia	L, 76-90	+25	SOUTHERN	W by 32
-13	at Auburn	L, 73-95	+24	QUEENS	W by 28
-8	vs Houston	L, 94-85	+22	TEXAS	W by 20
-7	vs Kentucky	L, 77-85	+20	JAMES MADISON	W by 29
-6	vs Texas Tech	W, 93-86			
-6	vs Duke	L, 71-80			

BEST COMEBACK IN 2nd HALF TO WIN			BEST COMEBACK OVERALL TO WIN		
-8	(17:56 2nd)	LSU W, 85-81	+28	SAMFORD	W by 37
-7	(12:48 2nd)	WINTHROP W, 84-83	+26	JACKSON ST	W by 64
-6	(14:30 2nd)	vs TEXAS TECH W, 93-86	+22	SOUTH CAROLINA	W by 34
			+14	at LSU	W by 29
			+14	VANDERBILT	W by 25
			+14	vs Fresno St	W by 24

GAME 1 Southern **32 45** **77**
#14/15 ARKANSAS **57 52** **109**
 Nov. 3, 2025 • Fayetteville, Ark. • Bud Walton Arena

Southern 77 • 0-1

#	Player	Total			3-Ptr			Rebounds			PF	TP	A	TO	Bk	Stl	Min
		FG-FGA	FG-FGA	FT-FTA	Off	Def	Tot	Off	Def	Tot							
01	DaMariee Jones	f	4-8	0-0	1-2	4	3	7	3	9	1	1	1	0	26		
08	Malek Abdelgawad	f	4-7	0-0	0-0	2	4	6	1	8	0	3	0	0	13		
03	Cam Ambrose	g	1-4	1-2	0-0	0	2	2	1	3	0	2	0	0	10		
10	Michael Jacobs	g	6-14	2-4	8-16	0	1	1	2	22	4	5	0	1	32		
35	PJ Dobuol	g	0-2	0-0	0-0	0	0	0	2	0	0	0	0	0	4		
00	Rondae Hill	g	3-6	3-5	0-0	0	1	1	1	9	0	1	0	0	14		
04	Brandon Hardy	g	1-3	1-2	0-0	0	2	2	1	3	1	0	0	1	23		
05	Jayce Depron	g	0-4	0-3	0-0	0	0	0	2	0	0	0	0	0	6		
13	Lionel Bell	g	0-0	0-0	0-0	1	1	2	1	0	0	0	1	0	6		
14	Fazi Oshodi	g	5-13	5-10	0-0	1	2	3	0	15	3	0	0	1	26		
23	Terrance Dixon Jr.	g	1-3	0-0	1-2	0	3	3	3	3	1	0	1	0	20		
24	Ashton Magee	g	2-5	0-1	1-4	3	2	5	3	5	0	0	0	0	20		
	Team					1	4	5									
	Totals		27-69	12-27	11-24	12	25	37	20	77	10	12	3	3	200		
	FG % 1st Half:	11-34	32.4%	2nd half:	16-35	45.7%	Game:	27-69	39.1%						Deadball		
	3FG % 1st Half:	6-13	46.2%	2nd half:	6-14	42.9%	Game:	12-27	44.4%						Rebound		
	FT % 1st Half:	4-9	44.4%	2nd half:	7-15	46.7%	Game:	11-24	45.8%						11		

Arkansas 109 • 1-0

#	Player	Total			3-Ptr			Rebounds			PF	TP	A	TO	Bk	Stl	Min
		FG-FGA	FG-FGA	FT-FTA	Off	Def	Tot	Off	Def	Tot							
07	Trevon Brazile	f	8-14	1-3	8-10	2	9	11	0	25	1	1	1	1	28		
23	Nick Pringle	f	4-7	0-0	0-0	3	5	8	3	8	0	0	0	0	24		
24	Billy Richmond III	f	2-4	0-2	2-2	0	3	3	5	6	1	1	1	0	16		
05	Darius Acuff Jr.	g	8-13	3-5	3-3	1	1	2	1	22	4	2	1	1	29		
21	D.J. Wagner	g	3-11	2-7	0-0	0	4	4	3	8	7	2	1	2	32		
00	Jaden Karulewta	g	0-0	0-0	0-0	0	1	1	0	0	1	0	0	0	2		
01	Meleek Thomas	g	7-15	4-10	3-4	4	2	6	2	21	7	1	0	3	30		
02	Amer Brown	g	0-0	0-0	0-0	0	0	0	0	0	0	0	0	0	1		
12	Malique Ewin	g	2-3	0-0	2-2	3	1	4	2	6	0	0	0	1	17		
14	Ayden Kelley	g	0-0	0-0	0-0	0	0	0	0	0	0	0	0	0	1		
15	Elmir Dzafic	g	0-0	0-0	1-2	0	0	0	0	1	0	2	0	1	3		
30	Isaiah Sealy	g	3-6	0-1	6-6	1	2	3	2	12	2	0	0	1	17		
	Team					0	3	3									
	Totals		37-73	10-28	25-29	14	31	45	18	109	23	9	4	10	200		
	FG % 1st Half:	17-32	53.1%	2nd half:	20-41	48.8%	Game:	37-73	50.7%						Deadball		
	3FG % 1st Half:	6-10	60.0%	2nd half:	4-18	22.2%	Game:	10-28	35.7%						Rebound		
	FT % 1st Half:	17-18	94.4%	2nd half:	8-11	72.7%	Game:	25-29	86.2%						1.1		

Officials: Mike Nance, Patrick Evans, Joe Lindsay
 Technical fouls: Southern-None, Arkansas-None.
 Attendance: 19200

Score by periods	1st	2nd	Total
Southern	32	45	77
Arkansas	57	52	109

Last FG - SU 2nd-00:45, AR 2nd-00:00.
 Largest lead - SU by 21st-19:18, AR by 37 2nd-04:25.
 SU led for 00:43. AR led for 38:35. Game was tied for 00:42.

Score tied - 0 times.
 Lead changed - 1 time.

GAME 2 #14/15 ARKANSAS **39 27** **66**
#22/21 Michigan State **36 33** **69**
 Nov. 8, 2025 • East Lansing, Mich. • Breslin Center

Arkansas 66 • 1-1

#	Player	Total			3-Ptr			Rebounds			PF	TP	A	TO	Bk	Stl	Min
		FG-FGA	FG-FGA	FT-FTA	Off	Def	Tot	Off	Def	Tot							
07	Trevon Brazile	f	1-5	0-2	1-2	0	2	2	4	3	0	2	1	1	15		
23	Nick Pringle	f	2-2	0-0	2-4	4	3	7	5	6	1	1	3	2	28		
24	Billy Richmond III	f	3-8	1-4	1-2	2	4	6	1	8	0	2	1	0	28		
05	Darius Acuff Jr.	g	5-16	2-8	4-7	1	1	2	2	16	6	1	0	2	33		
21	D.J. Wagner	g	4-6	2-4	3-4	0	2	2	2	13	3	1	0	3	31		
01	Meleek Thomas	g	5-15	2-9	4-4	2	4	6	3	16	2	2	0	1	29		
11	Karter Knox	g	0-1	0-1	0-0	0	4	4	2	0	4	4	0	1	19		
12	Malique Ewin	g	2-3	0-0	0-0	2	0	2	2	4	0	1	1	1	16		
30	Isaiah Sealy	g	0-0	0-0	0-0	0	0	0	0	0	0	0	0	0	1		
	Team					2	0	2									
	Totals		22-56	7-28	15-23	13	20	33	21	66	16	14	6	11	200		
	FG % 1st Half:	14-28	50.0%	2nd half:	8-28	28.6%	Game:	22-56	39.3%						Deadball		
	3FG % 1st Half:	5-14	35.7%	2nd half:	2-14	14.3%	Game:	7-28	25.0%						Rebound		
	FT % 1st Half:	6-10	60.0%	2nd half:	9-13	69.2%	Game:	15-23	65.2%						3		

Michigan St. 69 • 2-0

#	Player	Total			3-Ptr			Rebounds			PF	TP	A	TO	Bk	Stl	Min
		FG-FGA	FG-FGA	FT-FTA	Off	Def	Tot	Off	Def	Tot							
00	Jaxon Kohler	f	5-13	0-3	0-0	4	3	7	1	10	3	3	0	1	31		
55	Coen Carr	f	4-7	0-1	7-8	2	5	7	3	15	3	2	0	1	30		
15	Carson Cooper	c	3-5	0-0	3-4	1	1	2	3	9	2	0	2	1	21		
01	Jeremy Fears Jr.	g	0-7	0-2	4-6	1	2	3	3	4	9	3	0	1	34		
09	Trey Fort	g	2-6	1-4	0-0	1	1	2	1	5	0	2	1	1	15		
02	Kur Teng	g	0-2	0-1	0-0	0	0	0	0	0	0	1	0	0	6		
03	Cameron Ward	g	8-13	0-1	2-4	3	7	10	1	18	0	2	0	2	22		
06	Jordan Scott	g	2-4	0-1	2-4	3	4	7	2	6	0	0	1	0	26		
35	Jesse McCulloch	g	1-2	0-1	0-0	0	0	0	0	2	0	0	0	0	4		
99	Divine Ugochukwu	g	0-2	0-0	0-0	1	0	1	1	0	1	1	0	0	11		
	Team					3	3	6									
	Totals		25-61	1-14	18-26	19	26	45	15	69	18	14	4	7	200		
	FG % 1st Half:	14-37	37.8%	2nd half:	11-24	45.8%	Game:	25-61	41.0%						Deadball		
	3FG % 1st Half:	5-14	0.0%	2nd half:	1-7	14.3%	Game:	1-14	7.1%						Rebound		
	FT % 1st Half:	8-11	72.7%	2nd half:	10-15	66.7%	Game:	18-26	69.2%						5		

Officials: Bart Lenox, Keith Kimble, Brian Dorsey
 Technical fouls: Arkansas-None, Michigan St.-None.
 Attendance: 14797

Score by periods	1st	2nd	Total
Arkansas	39	27	66
Michigan St.	36	33	69

Last FG - AR 2nd-02:43, MIST 2nd-06:02.
 Largest lead - AR by 5 1st-00:34, MIST by 8 2nd-07:06.
 AR led for 10:24. MIST led for 26:24. Game was tied for 03:12.

Score tied - 5 times.
 Lead changed - 12 times.

GAME 3 Central Arkansas **34 22** **56**
#21/21 ARKANSAS **43 50** **93**
 Nov. 11, 2025 • Fayetteville, Ark. • Bud Walton Arena

Central Arkansas 56 • 1-2

#	Player	Total			3-Ptr			Rebounds			PF	TP	A	TO	Bk	Stl	Min
		FG-FGA	FG-FGA	FT-FTA	Off	Def	Tot	Off	Def	Tot							
25	Malchiah Marable	f	0-2	0-1	0-0	0	3	3	2	0	2	2	0	0	14		
01	Camren Hunter	f	7-18	0-7	2-2	1	3	4	2	16	0	1	0	1	28		
11	Rashad Bolden	g	2-12	1-8	2-3	0	3	3	1	7	0	0	0	2	28		
12	Ty Robinson	g	5-10	1-6	4-5	3	2	5	3	15	0	0	1	0	22		
24	Cole McCormick	g	0-2	0-2	1-2	1	0	1	4	1	2	1	1	1	17		
00	Truman Byrne	g	1-5	1-5	0-0	2	4	6	3	3	1	0	0	0	16		
02	Javion Guy-King	g	0-5	0-3	3-5	0	2	2	3	3	2	2	0	0	22		
05	Tyler Lee	g	1-2	1-2	1-3	0	3	3	0	4	2	0	0	0	18		
09	Harrison Beauchamp	g	0-0	0-0	0-0	0	0	0	0	0	0	0	0	0	3		
13	Parker Applegate	g	0-1	0-1	0-0	0	0	0	0	0	0	0	0	0	3		
23	Chris Mason	g	1-1	0-1	0-0	0	1	1	0	0	0	1	0	0	9		
32	Luke Moore	g	3-9	0-5	1-1	0	0	0	1	7	2	1	0	1	20		
	Team					3	4	7									
	Totals		19-67	4-41	14-21	10	25	35	19	56	11	8	2	5	200		
	FG % 1st Half:	12-39	30.8%	2nd half:	7-28	25.0%	Game:	19-67	28.4%						Deadball		
	3FG % 1st Half:	4-23	17.4%	2nd half:	0-18	0.0%	Game:	4-41	9.8%						Rebound		
	FT % 1st Half:	6-8	75.0%	2nd half:	8-13	61.5%	Game:	14-21	66.7%						3		

Arkansas 93 • 2-1

#	Player	Total			3-Ptr			Rebounds			PF	TP	A	TO	Bk	Stl	Min
		FG-FGA	FG-FGA	FT-FTA	Off	Def	Tot	Off	Def	Tot							
11	Karter Knox	f	5-8	4-6	5-5	3	7	10	4	19	1	2	1	1	24		
23	Nick Pringle	f	3-3	0-0	3-4	1	7	8	1	9	0	1	0	0	23		
01	Meleek Thomas	g	6-17	4-13	1-2	1	5	6	2	17	6	0	0	1	32		
05	Darius Acuff Jr.	g	9-16	3-8	0-0	0	6	6	2	21	4						

GAME 5 **Winthrop** **41 42** **83**
#21/22 ARKANSAS **43 41** **84**
 Nov. 18, 2025 • Fayetteville, Ark. • Bud Walton Arena

Winthrop 83 • 2-3

#	Player	Total			3-Ptr			Rebounds			PF	TP	A	TO	Blk	Stl	Min
		FG-FGA	FG-FGA	FT-FTA	Off	Def	Tot	Off	Def	Tot							
51	Logan Duncomb	c	6-10	0-0	1-2	2	2	4	5	13	2	1	1	0	22		
01	Isaiiah Wilson	g	0-2	0-1	0-0	0	0	0	1	0	2	2	0	0	12		
02	Kareem Rozier	g	8-11	7-10	0-0	0	2	2	3	23	5	1	0	0	31		
07	Daylen Berry	g	4-13	2-6	1-2	0	2	2	3	11	2	2	0	0	33		
11	Kody Clouet	g	6-9	4-6	0-0	1	3	4	3	16	1	0	0	0	24		
03	Josh Meo	g	1-5	0-2	2-2	0	1	1	0	4	0	1	0	0	17		
04	Pharell Boyogueno	g	2-4	1-3	0-0	0	3	3	0	5	1	1	1	2	12		
15	Tommy Kamarad	g	1-3	1-3	0-0	0	2	2	0	3	3	1	0	0	10		
21	Tai Hamilton	g	0-0	0-0	0-0	0	0	0	1	0	0	0	0	0	5		
23	Edward Nnamoko	g	1-5	0-0	0-0	2	3	5	3	2	1	1	0	0	12		
25	Seifeldin Hendawy	g	3-5	0-1	0-0	1	3	4	1	6	1	0	0	1	22		
Team						2			1								
Totals			32-67	15-32	4-6	8	22	30	20	83	18	10	2	3	200		

FG % 1st Half:	16-35	45.7%	2nd half:	16-32	50.0%	Game:	32-67	47.8%	Deadb. Rebound:	
3FG % 1st Half:	7-16	43.8%	2nd half:	8-16	50.0%	Game:	15-32	46.9%		
FT % 1st Half:	2-2	100.0%	2nd half:	2-4	50.0%	Game:	4-6	66.7%		2

Arkansas 84 • 4-1

#	Player	Total			3-Ptr			Rebounds			PF	TP	A	TO	Blk	Stl	Min
		FG-FGA	FG-FGA	FT-FTA	Off	Def	Tot	Off	Def	Tot							
07	Trevon Brazile	f	5-6	0-0	4-4	1	7	8	1	14	2	1	4	1	35		
11	Karter Knox	f	3-7	1-2	2-2	1	2	3	2	9	1	2	0	1	24		
12	Malique Ewin	f	1-2	0-0	0-0	2	1	3	1	2	0	1	1	0	7		
05	Darius Acuff Jr.	g	3-10	2-4	4-4	0	2	2	2	12	5	3	0	0	33		
21	D.J. Wagner	g	0-5	0-2	2-2	0	1	1	1	2	1	0	1	1	19		
01	Meleek Thomas	g	10-20	3-8	3-4	1	2	3	2	26	3	1	0	2	34		
23	Nick Pringle	g	5-5	0-0	3-4	1	6	7	3	13	0	1	2	0	28		
24	Billy Richmond III	g	2-3	0-1	2-2	1	0	1	1	6	1	0	0	0	20		
Team						5			5								
Totals			29-58	6-17	20-22	7	26	33	13	84	13	9	8	5	200		

FG % 1st Half:	14-33	42.4%	2nd half:	15-25	60.0%	Game:	29-58	50.0%	Deadb. Rebound:	
3FG % 1st Half:	3-12	25.0%	2nd half:	3-5	60.0%	Game:	6-17	35.3%		
FT % 1st Half:	12-12	100.0%	2nd half:	8-10	80.0%	Game:	20-22	90.9%		2,1

Officials: Hunter Allen, Wil Howard, Courtney Green
 Technical fouls: Winthrop-Logan Duncomb, Arkansas-Nick Pringle.
 Attendance: 19200
 ARK #30 & #21 - WIN #23 & #4 were ejected for leaving the bench at 0:11.9 in the 2nd half

Score by periods	1st	2nd	Total
Winthrop	41	42	83
Arkansas	43	41	84

Last FG - WIN 2nd-02:00, AR 2nd-00:11. Score tied - 11 times.
 Largest lead - WIN by 5 1st-12:06, AR by 8 1st-04:30. Lead changed - 9 times.
 WIN led for 14:42. AR led for 20:09. Game was tied for 05:09.

GAME 6 **Jackson State** **19 42** **61**
#21/22 ARKANSAS **47 68** **115**
 Nov. 21, 2025 • Fayetteville, Ark. • Bud Walton Arena

Jackson St. 61 • 0-5

#	Player	Total			3-Ptr			Rebounds			PF	TP	A	TO	Blk	Stl	Min
		FG-FGA	FG-FGA	FT-FTA	Off	Def	Tot	Off	Def	Tot							
03	Jayne Mitchell Jr.	f	1-7	1-3	4-4	1	1	2	2	7	1	1	0	0	19		
21	Kobe Butler	f	1-7	0-1	0-0	3	0	3	2	2	1	2	2	2	28		
10	Ebo Wilson	c	0-0	0-0	0-0	1	1	2	4	0	0	4	0	0	19		
01	Dorian McMillian	g	4-11	1-5	0-0	0	0	0	0	9	0	4	0	0	17		
24	Daeshun Ruffin	g	0-3	0-0	0-0	0	2	2	0	0	2	0	0	0	8		
00	Tamarion Hoover	g	6-11	4-9	3-3	1	2	3	3	19	3	0	0	0	21		
04	Devin Ree	g	2-3	1-2	0-0	1	2	3	2	5	0	1	0	0	17		
07	Kedrick Simmons	g	3-7	1-3	0-0	0	1	1	2	7	2	0	0	0	24		
09	Deyan Kolev	g	1-4	0-1	0-0	1	0	1	5	2	0	1	0	0	10		
12	Delyle Williams	g	3-9	0-2	1-3	1	5	6	2	7	6	6	0	0	28		
13	Cael Jones	g	1-2	1-1	0-1	0	1	1	3	3	0	0	0	0	9		
Team						3			3								
Totals			22-64	9-27	8-11	12	15	27	25	61	15	20	2	2	200		

FG % 1st Half:	7-33	21.2%	2nd half:	15-31	48.4%	Game:	22-64	34.4%	Deadb. Rebound:	
3FG % 1st Half:	3-15	20.0%	2nd half:	6-12	50.0%	Game:	9-27	33.3%		
FT % 1st Half:	2-2	100.0%	2nd half:	6-9	66.7%	Game:	8-11	72.7%		3,2

Arkansas 115 • 5-1

#	Player	Total			3-Ptr			Rebounds			PF	TP	A	TO	Blk	Stl	Min
		FG-FGA	FG-FGA	FT-FTA	Off	Def	Tot	Off	Def	Tot							
07	Trevon Brazile	f	2-4	0-1	4-4	1	6	7	0	8	1	0	2	1	20		
11	Karter Knox	f	5-10	2-3	5-7	1	9	10	2	17	1	1	0	2	18		
23	Nick Pringle	f	0-0	0-0	4-5	1	4	5	1	4	3	0	0	1	22		
05	Darius Acuff Jr.	g	4-9	2-4	0-0	0	0	0	2	10	2	2	1	2	22		
21	D.J. Wagner	g	6-6	2-2	2-2	0	0	0	0	16	7	1	2	3	28		
00	Aden Karulewta	g	0-2	0-2	0-0	0	0	0	3	0	0	0	0	1	8		
01	Meleek Thomas	g	4-6	2-3	3-4	0	2	2	1	13	3	1	0	0	18		
02	Amere Brown	g	0-2	0-1	1-2	0	0	0	0	1	0	0	0	0	4		
12	Malique Ewin	g	8-9	1-1	4-4	1	2	3	2	21	3	1	1	2	14		
14	Ayden Kelley	g	0-0	0-0	0-0	0	0	0	0	0	0	0	0	0	3		
15	Elmir Dzafic	g	0-0	0-0	1-2	0	0	0	0	1	0	0	0	0	4		
24	Billy Richmond III	g	6-9	0-1	2-4	3	2	5	2	14	2	0	1	2	24		
30	Isaiiah Sealy	g	4-4	0-0	2-2	0	4	4	2	10	2	0	0	0	15		
Team						2			2								
Totals			39-61	9-18	28-36	9	29	38	15	115	24	6	7	14	200		

FG % 1st Half:	16-30	53.3%	2nd half:	23-31	74.2%	Game:	39-61	63.9%	Deadb. Rebound:	
3FG % 1st Half:	5-10	50.0%	2nd half:	4-8	50.0%	Game:	9-18	50.0%		
FT % 1st Half:	10-13	76.9%	2nd half:	18-23	78.3%	Game:	28-36	77.8%		4,1

Officials: Landon Brandes, Patrick Evans, Don Daily
 Technical fouls: Jackson St.-Cael Jones, Arkansas-Karter Knox.
 Attendance: 19200

Score by periods	1st	2nd	Total
Jackson St.	19	42	61
Arkansas	47	68	115

Last FG - JSU 2nd-00:34, AR 2nd-02:58. Score tied - 2 times.
 Largest lead - JSU by 3 1st-17:31, AR by 64 2nd-04:43. Lead changed - 1 time.
 JSU led for 01:13. AR led for 35:53. Game was tied for 02:54.

GAME 7 **#4/4 Duke** **41 39** **80**
#22/21 ARKANSAS **35 36** **71**
 Nov. 27, 2025 • Chicago, Ill. • United Center • CBS Sports Thanksgiving Classic

Duke 80 • 8-0

#	Player	Total			3-Ptr			Rebounds			PF	TP	A	TO	Blk	Stl	Min
		FG-FGA	FG-FGA	FT-FTA	Off	Def	Tot	Off	Def	Tot							
12	Cameron Boozer	f	13-18	2-4	7-11	2	7	9	2	35	3	3	0	2	36		
21	Patrick Nkongba	c	4-8	1-2	2-2	3	2	5	3	11	2	1	1	1	29		
01	Caleb Foster	g	5-10	2-3	3-4	1	4	5	1	15	8	4	0	1	33		
03	Isaiiah Evans	g	3-10	3-9	0-0	0	5	5	2	9	0	0	0	0	31		
07	Dame Sarr	g	2-6	0-3	0-0	0	2	2	2	4	0	1	0	1	17		
02	Cayden Boozer	g	0-2	0-0	0-0	0	1	1	0	0	0	1	0	0	8		
06	Maliqu Brown	g	1-1	0-0	0-0	3	1	4	2	2	3	2	0	1	15		
08	Darren Harris	g	0-0	0-0	0-0	0	0	0	0	0	0	0	0	0	2		
14	Nikolas Khamenia	g	1-4	0-2	2-4	2	3	5	1	4	0	0	0	0	29		
Team						1			1								
Totals			29-59	8-23	14-21	12	25	37	13	80	16	12	1	6	200		

FG % 1st Half:	15-33	45.5%	2nd half:	14-26	53.8%	Game:	29-59	49.2%	Deadb. Rebound:	
3FG % 1st Half:	6-16	37.5%	2nd half:	2-7	28.6%	Game:	8-23	34.8%		
FT % 1st Half:	5-7	71.4%	2nd half:	9-14	64.3%	Game:	14-21	66.7%		6

GAME 9 **Fresno State** **24 34** **58**
#25/23 ARKANSAS **34 48** **82**
 Dec. 6, 2025 • North Little Rock, Ark. • Simmons Bank Arena

Fresno St. 58 • 6-4

#	Player	Total			3-Ptr			Rebounds			PF	TP	A	TO	Blk	Stl	Min
		FG-FGA	FG-FGA	FT-FTA	FG-FGA	FG-FGA	FT-FTA	Off	Def	Tot							
35	DeShawn Gory	f	2-6	0-3	0-1	1	2	3	0	4	0	0	0	0	0	19	
16	Wilson Jacques	c	5-9	1-1	1-2	4	10	14	2	12	3	3	1	0	32		
04	Jake Heidreder	e	1-10	0-5	6-6	0	1	1	2	8	1	1	0	2	34		
03	Cameron Faas	e	3-6	0-3	0-0	0	0	0	0	6	0	0	0	0	11		
10	Zaon Collins	e	2-14	0-5	0-0	1	1	2	2	4	2	4	0	0	30		
05	Makhan Diouf	e	1-3	0-2	0-0	0	5	5	2	2	0	0	0	2	10		
06	DJ Stickman	e	2-2	1-1	0-0	0	2	2	0	5	0	2	0	0	9		
09	Gasper Kocevar	e	1-2	0-0	0-0	1	1	2	0	2	0	2	0	0	11		
11	Jac Mani	e	4-7	2-4	2-2	1	5	6	4	12	0	5	0	0	17		
15	David Douglas Jr.	e	1-4	0-2	1-2	2	2	4	1	3	0	0	0	0	12		
17	Matteo Porto	e	0-0	0-0	0-0	0	0	0	0	1	0	0	0	0	2		
21	Bastien Rieber	e	0-0	0-0	0-0	0	0	0	0	0	5	0	0	0	13		
	Team					2	0	2									
	Totals		22-63	4-26	10-13	12	29	41	14	58	11	17	1	4	200		

FG % 1st Half:	9-30	30.0%	2nd half:	13-33	39.4%	Game:	22-63	34.9%	Deadball	
3FG % 1st Half:	2-12	16.7%	2nd half:	2-14	14.3%	Game:	4-26	15.4%	Rebound:	2
FT % 1st Half:	4-5	80.0%	2nd half:	6-8	75.0%	Game:	10-13	76.9%		

Arkansas 82 • 7-2

#	Player	Total			3-Ptr			Rebounds			PF	TP	A	TO	Blk	Stl	Min
		FG-FGA	FG-FGA	FT-FTA	FG-FGA	FG-FGA	FT-FTA	Off	Def	Tot							
07	Trevon Brazile	f	1-7	0-2	2-3	1	5	6	1	4	1	0	1	4	29		
11	Karter Knox	f	4-9	3-5	0-0	1	3	4	2	11	3	2	1	1	24		
23	Nick Pringle	f	1-2	0-0	0-0	1	6	7	2	2	1	0	0	0	23		
05	Darius Acuff Jr.	e	7-12	3-6	1-2	0	5	5	1	18	8	1	0	1	34		
21	D.J. Wagner	e	4-10	2-8	2-2	0	0	0	2	12	0	2	1	0	30		
01	Meleek Thomas	e	4-12	3-7	1-2	0	1	1	2	12	1	2	0	3	21		
12	Malique Ewin	e	4-6	0-0	1-2	3	2	5	3	9	0	0	2	0	17		
24	Billy Richmond III	e	3-5	0-1	0-0	1	0	1	1	6	4	1	0	0	12		
30	Isaiah Sealy	e	2-3	0-1	4-6	1	2	3	1	8	0	0	0	2	10		
	Team					2	5	7									
	Totals		30-66	11-30	11-17	10	29	39	15	82	18	8	5	11	200		

FG % 1st Half:	13-28	46.4%	2nd half:	17-38	44.7%	Game:	30-66	45.5%	Deadball	
3FG % 1st Half:	3-12	25.0%	2nd half:	8-18	44.4%	Game:	11-30	36.7%	Rebound:	3.1
FT % 1st Half:	5-8	62.5%	2nd half:	6-9	66.7%	Game:	11-17	64.7%		

Officials: Michael Swooboda, Todd Austin, Olandis Poole
 Technical fouls: Fresno St.-Jac Mani, Arkansas-Billy Richmond III; Trevon Brazile.
 Attendance: 11534

Score by periods	1st	2nd	Total
Fresno St.	24	34	58
Arkansas	34	48	82

Last FG - FRESNO 2nd-00:29, AR 2nd-00:46.
 Largest lead - FRESNO None, AR by 32 2nd-10:35.
 FRESNO led for 00:00, AR led for 38:02. Game was tied for 01:58.

Points	In	Off	2nd	Fast	Bench
FRESNO	32	10	10	11	24
AR	30	16	10	26	35

Score tied - 0 times.
 Lead changed - 0 times.

GAME 10 **#16/16 Texas Tech** **49 37** **86**
#17/17 ARKANSAS **43 50** **93**
 Dec. 13, 2025 • Dallas, Texas. • American Airlines Center • Revocruit Classic

Texas Tech 86 • 7-3

#	Player	Total			3-Ptr			Rebounds			PF	TP	A	TO	Blk	Stl	Min
		FG-FGA	FG-FGA	FT-FTA	FG-FGA	FG-FGA	FT-FTA	Off	Def	Tot							
03	LeJuan Watts	f	3-10	2-3	0-0	1	3	4	4	8	5	0	0	0	33		
12	Donovan Atwell	f	2-5	2-5	0-0	0	0	0	3	6	0	0	0	1	26		
15	JT Toppin	f	14-22	0-1	2-7	7	4	11	4	30	0	3	3	2	40		
01	Tyree Bryan	e	3-7	2-5	0-0	1	3	4	2	8	4	0	1	0	32		
04	Christian Anderson	e	10-17	5-11	1-3	1	3	4	2	26	11	4	0	0	40		
11	Jaylen Petty	e	3-8	2-6	0-0	1	5	6	2	8	1	0	0	1	29		
	Team					3	1	4									
	Totals		35-69	13-31	3-10	14	19	33	17	86	21	7	4	4	200		

FG % 1st Half:	20-35	57.1%	2nd half:	15-34	44.1%	Game:	35-69	50.7%	Deadball	
3FG % 1st Half:	8-15	53.3%	2nd half:	5-16	31.3%	Game:	13-31	41.9%	Rebound:	3
FT % 1st Half:	1-4	25.0%	2nd half:	2-6	33.3%	Game:	3-10	30.0%		

Arkansas 93 • 8-2

#	Player	Total			3-Ptr			Rebounds			PF	TP	A	TO	Blk	Stl	Min
		FG-FGA	FG-FGA	FT-FTA	FG-FGA	FG-FGA	FT-FTA	Off	Def	Tot							
07	Trevon Brazile	f	8-13	4-5	4-4	3	7	10	3	24	0	2	2	0	32		
11	Karter Knox	f	8-11	3-4	1-3	2	4	6	2	20	1	0	2	2	35		
23	Nick Pringle	f	1-2	0-0	0-4	2	2	4	2	2	1	1	0	0	11		
05	Darius Acuff Jr.	e	7-14	2-5	4-6	1	3	4	0	20	8	2	1	0	34		
21	D.J. Wagner	e	2-5	0-1	0-0	0	0	0	2	4	1	1	0	1	28		
01	Meleek Thomas	e	2-8	1-4	3-3	1	1	2	0	8	2	0	0	1	24		
12	Malique Ewin	e	4-5	0-0	1-2	4	2	6	2	9	1	1	1	0	18		
24	Billy Richmond III	e	1-5	0-0	4-4	2	1	3	4	6	4	0	0	2	18		
	Team					1	4	5									
	Totals		33-63	10-19	17-26	16	24	40	15	93	18	7	6	6	200		

FG % 1st Half:	16-30	53.3%	2nd half:	17-33	51.5%	Game:	33-63	52.4%	Deadball	
3FG % 1st Half:	5-11	45.5%	2nd half:	5-8	62.5%	Game:	10-19	52.6%	Rebound:	4
FT % 1st Half:	6-10	60.0%	2nd half:	11-16	68.8%	Game:	17-26	65.4%		

Officials: Lucas Santos, Darron George, Brooks Wells
 Technical fouls: Texas Tech-None, Arkansas-None.
 Attendance: 8277

Score by periods	1st	2nd	Total
Texas Tech	49	37	86
Arkansas	43	50	93

Last FG - TTU 2nd-00:11, AR 2nd-00:24.
 Largest lead - TTU by 10 1st-07:47, AR by 10 2nd-00:14.
 TTU led for 32:04, AR led for 06:36. Game was tied for 01:20.

Points	In	Off	2nd	Fast	Bench
TTU	42	5	18	4	8
AR	44	11	20	18	23

Score tied - 1 time.
 Lead changed - 7 times.

GAME 11 **Queens** **36 44** **80**
#14/14 ARKANSAS **60 48** **108**
 Nov. 16, 2025 • Fayetteville, Ark. • Bud Walton Arena

Queens (NC) 80 • 5-7

#	Player	Total			3-Ptr			Rebounds			PF	TP	A	TO	Blk	Stl	Min
		FG-FGA	FG-FGA	FT-FTA	FG-FGA	FG-FGA	FT-FTA	Off	Def	Tot							
06	Avantae Parker	f	5-7	0-0	3-6	2	1	3	3	13	2	5	0	2	24		
22	Carson Schwiager	f	3-7	3-6	0-2	1	1	2	1	9	1	0	0	0	25		
00	Jordan Watford	e	2-5	0-0	7-8	1	3	4	5	11	5	3	1	2	17		
01	Nasir Mann	e	7-10	0-1	2-2	3	2	5	2	16	1	0	0	1	30		
11	Chris Ashby	e	1-9	0-7	0-0	0	1	1	1	2	0	1	0	0	28		
03	Isaiah Henry	e	4-8	0-1	0-0	2	2	4	2	8	0	2	0	0	19		
04	Reid Celestin	e	0-2	0-0	0-0	0	0	0	0	0	0	0	0	0	1		
05	Kam Clark	e	0-1	0-1	0-0	0	0	0	0	0	0	0	0	0	1		
07	Gus Larson	e	0-2	0-1	0-0	0	3	3	2	0	0	0	0	0	10		
09	Maban Jabriel	e	6-7	2-2	0-0	2	4	6	1	14	0	3	0	1	20		
12	Tyler Crider	e	0-0	0-0	0-0	0	0	0	0	0	0	0	0	0	0+		
24	Yoav Berman	e	2-10	1-6	2-2	1	1	2	3	7	3	2	0	0	25		
	Team					2	0	2			1						
	Totals		30-68	6-25	14-20	16	18	34	20	80	12	17	1	6	200		

FG % 1st Half:	16-30	53.3%	2nd half:	14-38	36.8%	Game:	30-68	44.1%	Deadball	
3FG % 1st Half:	2-12	16.7%	2nd half:	4-13	30.8%	Game:	6-25	24.0%	Rebound:	3
FT % 1st Half:	2-4	50.0%	2nd half:	12-16	75.0%	Game:	14-20	70.0%		

Arkansas 108 • 9-2

#	Player	Total			3-Ptr			Rebounds			PF	TP	A	TO	Blk	Stl	Min
		FG-FGA	FG-FGA	FT-FTA	FG-FGA	FG-FGA	FT-FTA	Off	Def	Tot							
07	Trevon Brazile	f	9-11	5-7	3-4	1	3	4	2	26	3	3	0	3	25		
11	Karter Knox	f	3-5	1-3	4-4	1	4	5	2	11	3	1	1	1	23		
23	Nick Pringle	f	5-6	0-0	4-4	3	4	7	3	14	0	2	0	2	25		
05	Darius Acuff Jr.	e	8-13	4-6	3-4	0	3	3	1	23	10	0	0	3	31		
21	D.J. Wagner	e	3														

GAME 13 James Madison **28 46 74**
#18/18 ARKANSAS **48 55 103**
 Dec. 29, 2025 • Fayetteville, Ark. • Bud Walton Arena

James Madison 74 • 7-7

#	Player	Total			3-Ptr			Rebounds			PF	TP	A	TO	Blk	Stl	Min
		FG-FGA	FG-FGA	FT-FTA	Off	Def	Tot	Off	Def	Tot							
03	Eddie Ricks III	f	1-4	0-1	2-2	2	4	6	1	4	2	2	0	0	0	25	
21	Justin McBride	f	5-10	1-4	2-2	0	5	5	3	13	1	3	1	0	0	34	
33	Gabe Newhof	f	2-5	0-0	0-0	2	1	3	3	4	0	0	0	0	0	15	
02	Bradley Douglas	g	7-17	4-10	1-2	1	1	2	4	19	4	5	0	2	36		
10	Cliff Davis	g	3-6	3-6	0-0	0	0	0	0	9	2	0	0	0	0	23	
00	Christian Brown	g	2-2	0-0	2-2	2	2	4	3	6	0	1	2	0	0	19	
01	Paul Jones III	g	2-6	2-6	3-5	1	0	1	0	9	2	1	0	0	0	18	
05	Justin Taylor	g	0-0	0-0	1-2	0	0	0	0	1	0	0	0	0	0	2	
11	Paul Lewis	g	0-1	0-0	0-0	0	1	1	0	0	0	0	0	0	0	1	
12	Kose Egbule	g	0-1	0-1	0-0	0	0	0	0	1	0	0	0	0	0	2	
13	Preston Fowler	g	2-5	2-4	2-2	1	3	4	3	8	1	0	0	0	0	19	
25	Eli Wilborn	g	0-1	0-0	1-2	3	0	3	2	1	1	0	0	0	0	6	
	Team					0	1	1									
	Totals		24-58	12-32	14-19	12	18	30	20	74	13	14	3	4	200		
	FG % 1st Half:	11-29	37.9%	2nd half:	13-29	44.8%	Game:	24-58	41.4%								
	3FG % 1st Half:	5-16	31.3%	2nd half:	7-16	43.8%	Game:	12-32	37.5%								
	FT % 1st Half:	1-2	50.0%	2nd half:	13-17	76.5%	Game:	14-19	73.7%								

Arkansas 103 • 10-3

#	Player	Total			3-Ptr			Rebounds			PF	TP	A	TO	Blk	Stl	Min
		FG-FGA	FG-FGA	FT-FTA	Off	Def	Tot	Off	Def	Tot							
07	Trevon Brazile	f	3-6	0-2	2-2	1	6	7	2	8	3	1	3	2	27		
11	Karter Knox	f	3-7	1-2	0-0	1	3	4	1	7	1	0	0	0	18		
23	Nick Pringle	f	1-1	0-0	2-4	5	1	6	1	4	2	0	1	1	19		
05	Darius Acuff Jr.	g	7-12	3-6	0-0	0	1	1	2	17	6	1	0	0	29		
21	D.J. Wagner	g	4-8	4-5	2-4	0	0	0	1	14	4	0	0	0	26		
00	Jaden Karuletwa	g	0-0	0-0	0-0	0	0	0	1	0	0	0	0	0	3		
01	Meleek Thomas	g	8-16	6-10	6-7	1	1	2	2	28	0	0	0	0	27		
02	Ameer Brown	g	0-0	0-0	0-2	0	0	0	0	0	0	0	0	0	1		
12	Malique Ewin	g	3-5	0-0	5-8	3	6	9	2	11	1	1	2	3	19		
14	Ayden Kelley	g	1-1	1-1	0-0	0	0	0	0	3	0	0	0	0	1		
15	Elmir Dzafic	g	0-0	0-0	1-2	1	0	1	2	1	0	1	0	0	3		
24	Billy Richmond III	g	4-6	0-2	0-0	0	4	4	0	8	6	2	0	1	21		
30	Isaiah Sealy	g	0-0	0-0	2-2	0	2	2	1	2	1	0	0	0	6		
	Team					0	1	1									
	Totals		34-62	15-28	20-31	12	25	37	15	103	24	6	6	7	200		
	FG % 1st Half:	17-34	50.0%	2nd half:	17-28	60.7%	Game:	34-62	54.8%								
	3FG % 1st Half:	7-17	41.2%	2nd half:	8-11	72.7%	Game:	15-28	53.6%								
	FT % 1st Half:	7-10	70.0%	2nd half:	13-21	61.9%	Game:	20-31	64.5%								

Officials: Shaun Seales, Will Howard, Jeb Hartness
 Technical fouls: James Madison-None. Arkansas-None.
 Attendance: 19200

Score by periods	1st	2nd	Total
James Madison	28	46	74
Arkansas	48	55	103

Last FG - JMU 2nd-00:50, AR 2nd-00:31.
 Largest lead - JMU by 3 1st-17:18, AR by 33 2nd-03:42.
 JMU led for 01:14. AR led for 35:27. Game was tied for 03:19.

Points	In	Off	2nd	Fast	Bench
JMU	24	8	13	5	25
AR	32	21	16	31	53

Score tied - 3 times.
 Lead changed - 2 times.

GAME 14 #19/20 Tennessee **36 39 75**
#18/18 ARKANSAS **37 49 86**
 Jan. 3, 2026 • Fayetteville, Ark. • Bud Walton Arena

Tennessee 75 • 10-4,0-1 SEC

#	Player	Total			3-Ptr			Rebounds			PF	TP	A	TO	Blk	Stl	Min
		FG-FGA	FG-FGA	FT-FTA	Off	Def	Tot	Off	Def	Tot							
06	DeWayne Brown II	f	3-7	0-0	0-0	1	3	4	1	6	0	2	0	0	0	16	
10	Nate Arment	f	4-9	0-1	5-11	1	2	3	2	13	3	1	0	2	31		
34	Felix Okpara	c	1-3	0-0	1-2	0	7	7	4	3	1	1	2	0	31		
00	Ja'Kobi Gillespie	g	5-15	2-7	2-2	0	2	2	4	14	4	1	0	2	35		
03	Bishop Boswell	g	2-3	1-2	1-2	2	2	4	4	6	3	0	0	2	21		
01	Amari Evans	g	7-7	1-1	1-2	1	2	3	0	16	1	1	0	3	22		
13	J.P. Estrella	g	3-3	1-1	2-2	2	2	4	2	9	1	1	0	0	11		
23	Jaylen Carey	g	3-8	0-0	0-2	1	2	3	1	6	0	2	0	0	17		
35	Ethan Burg	g	0-0	0-0	0-0	0	0	0	2	0	0	2	0	1	5		
77	Amaree Abram	g	1-4	0-1	0-0	1	2	3	2	2	0	1	0	1	11		
	Team					0	0	0									
	Totals		29-59	5-13	12-23	11	22	33	22	75	13	14	2	11	200		
	FG % 1st Half:	16-30	53.3%	2nd half:	13-29	44.8%	Game:	29-59	49.2%								
	3FG % 1st Half:	2-7	28.6%	2nd half:	3-6	50.0%	Game:	5-13	38.5%								
	FT % 1st Half:	2-8	25.0%	2nd half:	10-15	66.7%	Game:	12-23	52.2%								

Arkansas 86 • 11-3,1-0 SEC

#	Player	Total			3-Ptr			Rebounds			PF	TP	A	TO	Blk	Stl	Min
		FG-FGA	FG-FGA	FT-FTA	Off	Def	Tot	Off	Def	Tot							
07	Trevon Brazile	f	3-10	0-5	1-2	2	5	7	1	7	0	2	1	2	38		
11	Karter Knox	f	3-8	1-5	4-5	4	3	7	2	11	0	1	1	1	27		
23	Nick Pringle	f	0-0	0-0	2-2	0	1	1	4	2	0	1	1	0	13		
05	Darius Acuff Jr.	g	9-16	3-7	8-9	0	3	3	0	29	4	4	1	1	36		
21	D.J. Wagner	g	0-3	0-1	2-2	0	2	2	0	2	2	1	2	0	14		
01	Meleek Thomas	g	6-13	3-4	3-3	0	3	3	2	18	1	1	0	3	30		
12	Malique Ewin	g	2-4	0-0	8-8	3	3	6	3	12	0	4	4	1	27		
24	Billy Richmond III	g	2-5	0-1	1-2	0	0	0	4	5	0	0	0	0	15		
	Team					3	4	7									
	Totals		25-59	7-23	29-33	12	24	36	16	86	7	14	10	8	200		
	FG % 1st Half:	15-33	45.5%	2nd half:	10-26	38.5%	Game:	25-59	42.4%								
	3FG % 1st Half:	3-11	27.3%	2nd half:	4-12	33.3%	Game:	7-23	30.4%								
	FT % 1st Half:	4-6	66.7%	2nd half:	25-27	92.6%	Game:	29-33	87.9%								

Officials: Bharat Ramnandan, Olandis Poole, Doug Shows
 Technical fouls: Tennessee-None. Arkansas-None.
 Attendance: 19200

Score by periods	1st	2nd	Total
Tennessee	36	39	75
Arkansas	37	49	86

Last FG - UT 2nd-00:35, AR 2nd-02:09.
 Largest lead - UT by 7 1st-17:35, AR by 14 2nd-01:13.
 UT led for 13:24. AR led for 20:25. Game was tied for 06:11.

Points	In	Off	2nd	Fast	Bench
UT	44	11	14	24	33
AR	32	18	11	18	35

Score tied - 10 times.
 Lead changed - 11 times.

GAME 15 #15/15 ARKANSAS **42 52 96**
Ole Miss **32 55 87**
 Jan. 7, 2026 • Oxford, Miss. • Black Pavilion at Ole Miss

Arkansas 94 • 12-3,2-0 SEC

#	Player	Total			3-Ptr			Rebounds			PF	TP	A	TO	Blk	Stl	Min
		FG-FGA	FG-FGA	FT-FTA	Off	Def	Tot	Off	Def	Tot							
07	Trevon Brazile	f	5-6	4-5	4-7	1	5	6	3	18	1	0	0	1	31		
11	Karter Knox	f	4-8	2-5	0-0	2	4	6	3	10	2	2	1	1	30		
23	Nick Pringle	f	2-3	0-0	2-2	3	2	5	3	6	0	2	0	1	21		
05	Darius Acuff Jr.	g	7-18	1-4	11-12	0	0	0	2	26	9	3	1	2	33		
21	D.J. Wagner	g	1-5	0-3	1-1	0	2	2	1	3	4	1	0	0	21		
01	Meleek Thomas	g	5-12	2-6	1-2	0	1	1	1	13	2	2	0	2	25		
12	Malique Ewin	g	2-3	0-0	1-4	1	1	2	1	5	0	1	0	0	15		
24	Billy Richmond III	g	5-5	1-1	2-2	3	3	6	2	13	1	0	0	0	24		
	Team					4	5	9									
	Totals		31-60	10-24	22-30	14	23	37	16	94	19	11	2	7	200		
	FG % 1st Half:	17-31	54.8%	2nd half:	14-29	48.3%	Game:	31-60	51.7%								
	3FG % 1st Half:	5-11	45.5%	2nd half:	5-13	38.5%	Game:	10-24	41.7%								
	FT % 1st Half:	3-4	75.0%	2nd half:	19-26	73.1%	Game:	22-30	73.3%								

Ole Miss 87 • 8-7,0-2 SEC

#	Player	Total			3-Ptr			Rebounds			PF	TP	A	TO	Blk	Stl	Min
		FG-FGA	FG-FGA	FT-FTA	Off	Def	Tot	Off	Def	Tot							
00	Malik Dia	f	6-11	0-2	4-6	2	4	6	4	16	1	2	2	2	27		
04	James Scott	f	3-3	0-0	0-0	1	2	3	3	6	2	1	1	0	24		
06	Ilias Kamardine	g	6-12	2-6	2-2	2	2	4	1	16	4	4	0	3	26		
08	Eduardo Klafke	g	4-5														

GAME 17 **South Carolina** **38 36** **74**
SEC **#17/17 ARKANSAS** **50 58** **108**
 Jan. 14, 2026 • Fayetteville, Ark. • Bud Walton Arena

South Carolina 74 • 10-7,1-3 SEC

#	Player	Total			3-Ptr			Rebounds			PF	TP	A	TO	Blk	Stl	Min		
		FG-FGA	FG-FGA	FT-FTA	Off	Def	Tot	Off	Def	Tot									
10	Myles Stute	3-11	1-9	0-0	1	2	3	1	7	2	2	0	0	0	28				
31	Elijah Strong	4-9	1-3	0-0	3	2	5	0	9	2	2	0	0	0	20				
40	Kobe Knox	4-7	1-3	0-0	1	3	4	3	9	0	4	0	1	25					
05	Meechie Johnson	9-13	3-6	8-10	0	1	1	1	29	6	3	0	1	34					
55	Mike Sharavjamts	1-6	1-3	2-2	1	5	6	2	5	1	2	2	0	29					
02	Christ Essandoko	0-2	0-1	0-0	0	0	0	2	0	0	1	0	0	5					
06	EJ Walker	3-4	0-1	1-2	1	1	2	1	7	0	0	0	0	10					
14	Eli Sparkman	0-1	0-1	0-0	0	0	0	0	0	1	0	0	0	1					
15	Eli Ellis	2-6	0-2	0-0	2	3	5	1	4	1	0	0	0	30					
20	Hayden Asseman	1-2	0-0	0-0	1	0	1	2	2	0	2	0	1	12					
24	Nordin Kapic	1-2	0-1	0-0	0	1	1	1	2	0	0	0	0	6					
Team					3			2											
Totals		28-63			7-30			11-14			13			20			200		
FG % 1st Half:		13-31		41.9%		2nd half:		15-32		46.9%		Game:		28-63		44.4%		Deadball Rebound: 1	
3FG % 1st Half:		5-17		29.4%		2nd half:		2-13		15.4%		Game:		7-30		23.3%			
FT % 1st Half:		7-7		100.0%		2nd half:		4-7		57.1%		Game:		11-14		78.6%			

Arkansas 108 • 13-4,3-1 SEC

#	Player	Total			3-Ptr			Rebounds			PF	TP	A	TO	Blk	Stl	Min		
		FG-FGA	FG-FGA	FT-FTA	Off	Def	Tot	Off	Def	Tot									
07	Trevon Brazile	5-8	1-3	2-3	1	4	5	0	13	2	0	0	2	32					
23	Nick Pringle	5-9	0-0	5-6	6	1	7	1	15	3	0	0	0	23					
24	Billy Richmond III	1-4	0-2	1-1	0	5	5	0	3	4	1	2	3	26					
05	Darius Acuff Jr.	7-13	1-4	3-3	1	3	4	2	18	13	0	1	0	31					
21	D.J. Wagner	5-8	1-2	1-1	0	1	1	3	12	2	0	0	1	21					
00	Jaden Karuletwa	0-1	0-1	0-0	0	0	0	0	0	0	1	0	0	2					
01	Meleek Thomas	8-9	5-5	0-0	1	3	4	2	21	2	0	1	4	25					
02	Amere Brown	0-1	0-0	0-0	0	0	0	0	0	0	0	0	0	2					
11	Karter Knox	4-9	0-3	0-1	0	4	4	2	8	0	2	1	17						
12	Maliq Ewin	8-10	0-0	2-2	3	1	4	2	18	1	2	1	1	15					
14	Ayden Kelley	0-0	0-0	0-0	0	0	0	0	0	0	0	0	0	2					
15	Elmir Dzafic	0-0	0-0	0-0	0	0	0	0	0	0	1	0	0	2					
30	Isaiah Sealy	0-1	0-1	0-0	0	1	1	0	0	0	0	0	0	2					
Team					0			1											
Totals		43-73			8-21			14-17			12			26			108		
FG % 1st Half:		20-40		50.0%		2nd half:		23-33		69.7%		Game:		43-73		58.9%		Deadball Rebound: 1	
3FG % 1st Half:		3-11		27.3%		2nd half:		5-10		50.0%		Game:		8-21		38.1%			
FT % 1st Half:		7-9		77.8%		2nd half:		7-8		87.5%		Game:		14-17		82.4%			

Officials: Kipp Kissinger, Brian Dorsey, Courtney Green
 Technical fouls: South Carolina-None. Arkansas-None.
 Attendance: 19200

Score by periods	1st	2nd	Total	Points	In Paint	Off T/O	2nd Chance	Fast Break	Bench
South Carolina	38	36	74	36	2	12	7	15	15
Arkansas	50	58	108	66	22	14	32	47	47

Last FG - SC 2nd-00:28, AR 2nd-02:31.
 Largest lead - SC by 11 1st-17:52, AR by 43 2nd-02:31.
 SC led for 01:08. AR led for 37:55. Game was tied for 00:57.

GAME 19 **#15/14 Vanderbilt** **35 33** **68**
ESPN **#20/20 ARKANSAS** **46 47** **93**
 Jan. 20, 2026 • Fayetteville, Ark. • Bud Walton Arena

Vanderbilt 68 • 16-3,3-3 SEC

#	Player	Total			3-Ptr			Rebounds			PF	TP	A	TO	Blk	Stl	Min		
		FG-FGA	FG-FGA	FT-FTA	Off	Def	Tot	Off	Def	Tot									
05	Tyler Nickel	6-13	5-11	0-0	0	3	3	0	17	0	0	0	1	33					
10	AK Okereke	2-7	0-4	1-2	0	1	1	4	5	0	1	0	0	23					
99	Devin McGlockton	3-9	2-4	2-2	1	2	3	3	10	0	1	0	0	26					
02	Duke Miles	1-7	1-5	2-2	0	3	3	3	5	3	2	0	0	23					
03	Tyler Tanner	3-10	1-4	4-4	0	2	2	2	11	6	3	0	2	34					
00	Mike James	1-1	0-0	1-3	1	3	4	1	3	1	0	1	1	20					
07	Chandler Bing	0-0	0-0	2-2	0	0	0	0	2	0	0	0	0	1					
08	Tyler Harris	2-5	1-2	0-0	0	0	0	0	5	0	1	1	0	13					
13	Jalen Washington	3-4	0-1	2-4	5	2	7	1	8	3	1	0	0	25					
25	Miles Keffee	0-1	0-0	0-0	0	1	1	0	0	0	0	0	1	1					
34	Jayden Leverett	1-1	0-0	0-0	1	0	1	0	2	0	0	0	0	1					
Team					1			2											
Totals		22-58			10-31			14-19			9			18			68		
FG % 1st Half:		13-33		39.4%		2nd half:		9-25		36.0%		Game:		22-58		37.9%		Deadball Rebound: 3	
3FG % 1st Half:		6-18		33.3%		2nd half:		4-13		30.8%		Game:		10-31		32.3%			
FT % 1st Half:		3-4		75.0%		2nd half:		11-15		73.3%		Game:		14-19		73.7%			

Arkansas 93 • 14-5,4-2 SEC

#	Player	Total			3-Ptr			Rebounds			PF	TP	A	TO	Blk	Stl	Min		
		FG-FGA	FG-FGA	FT-FTA	Off	Def	Tot	Off	Def	Tot									
07	Trevon Brazile	4-7	0-1	2-2	1	13	14	2	10	5	2	2	4	32					
11	Karter Knox	6-9	2-5	2-2	1	3	4	1	16	2	0	0	0	29					
23	Nick Pringle	4-4	0-0	0-0	3	1	4	1	8	1	0	0	0	16					
01	Meleek Thomas	5-11	3-5	0-0	1	4	5	2	13	5	1	0	1	31					
05	Darius Acuff Jr.	7-14	3-7	0-0	0	2	2	0	17	5	2	0	0	34					
00	Jaden Karuletwa	0-0	0-0	0-0	0	0	0	0	0	0	0	0	0	1					
02	Amere Brown	0-0	0-0	0-0	0	0	0	0	0	0	0	0	0	1					
12	Maliq Ewin	5-6	0-0	6-8	2	2	4	3	16	1	1	1	0	23					
14	Ayden Kelley	0-1	0-0	0-0	0	0	0	0	0	0	0	0	0	1					
15	Elmir Dzafic	0-0	0-0	0-0	0	0	0	0	1	0	0	0	0	1					
21	D.J. Wagner	5-8	1-3	0-0	0	1	1	1	11	3	0	0	0	16					
24	Billy Richmond III	1-4	0-1	0-0	0	2	2	4	2	3	0	1	0	14					
30	Isaiah Sealy	0-0	0-0	0-0	0	0	0	0	0	0	1	0	0	1					
Team					2			3											
Totals		37-64			9-22			10-12			10			29			93		
FG % 1st Half:		18-33		54.5%		2nd half:		19-31		61.3%		Game:		37-64		57.8%		Deadball Rebound: 1	
3FG % 1st Half:		7-13		53.8%		2nd half:		2-9		22.2%		Game:		9-22		40.9%			
FT % 1st Half:		3-4		75.0%		2nd half:		7-8		87.5%		Game:		10-12		83.3%			

Officials: Lucas Santos, Steven Anderson, Joe Lindsay
 Technical fouls: Vanderbilt-None. Arkansas-None.
 Attendance: 19200

Score by periods	1st	2nd	Total	Points	In Paint	Off T/O	2nd Chance	Fast Break	Bench
Vanderbilt	35	33	68	22	6	20	8	20	20
Arkansas	46	47	93	50	16	12	21	29	29

Last FG - VU 2nd-00:05, AR 2nd-01:37.
 Largest lead - VU None, AR by 31 2nd-01:37.
 VU led for 00:00. AR led for 38:13. Game was tied for 01:47.

GAME 18 **#17/17 ARKANSAS** **32 44** **76**
ESPN **#21/22 Georgia** **45 45** **90**
 Jan. 17, 2026 • Athens, Ga. • Stegeman Coliseum

Arkansas 76 • 13-5,3-2 SEC

#	Player	Total			3-Ptr			Rebounds			PF	TP	A	TO	Blk	Stl	Min		
		FG-FGA	FG-FGA	FT-FTA	Off	Def	Tot	Off	Def	Tot									
07	Trevon Brazile	4-7	0-1	0-2	0	2	2	0	8	0	1	1	2	25					
23	Nick Pringle	0-1	0-0	3-4	1	1	2	1	3	0	3	1	0	19					
24	Billy Richmond III	6-11	0-1	0-0	4	4	8	0	12	1	4	3	1	26					
05	Darius Acuff Jr.	7-16	2-7	4-4	1	5	6	4	20	6	4	0	4	39					
21	D.J. Wagner	1-5	0-2	2-2	0	0	0	3	4	1	1	1	2	21					
01	Meleek Thomas	4-17	1-6	0-0	1	5	6	1	9	3	1	0	1	30					
11	Karter Knox	3-6	2-4	0-0	2	5	7	3	8	0	2	1	0	20					
12	Maliq Ewin	4-9	0-0	4-4	5	2	7	5	12	2	2	1	1	20					
Team					2			3											
Totals		29-72			5-21			13-16			16			27			76		
FG % 1st Half:		14-34		41.2%		2nd half:		15-38		39.5%		Game:		29-72		40.3%		Deadball Rebound: 3	
3FG % 1st Half:		1-7		14.3%		2nd half:		4-14		28.6%		Game:		5-21		23.8%			
FT % 1st Half:		3-6		50.0%		2nd half:		10-10		100.0%		Game:		13-16		81.3%			

Georgia 90 • 15-3,2-2 SEC

#	Player	Total			3-Ptr			Rebounds			PF	TP	A	TO	Blk	Stl	Min
		FG-FGA	FG-FGA	FT-FTA	Off	Def	Tot	Off	Def	Tot							
06	Kanon Catchings	5-12	3-8	2-2	2	2	4	0	15	5	5	0	3	22			
02	Somto Cyril	3-7	0-0	0-1	1	4	5	2	6	0	1	7	1	27			
00	Blue Cain	8-12	2-5	0-0	1	2	3	0	18	3	1	0	2	31			
03	Jordan Ross	3-6	1-2	2-2	0	2	2	2	9	1	0	0	1	20			
05	Jeremiah Wilkinson	7-16	4-10	2-2	0	2	2	2	20	3	3	0	4	32			
01	Kareem Stagg	0-1	0-1	0-0	0	1	1	0	0	0	0	0	0	3			
04	Marcus Millender	0-1	0-1	5-6	1	2	3	2	5	1	3	0	0	25			
07	Justin Bailey	0-1	0-1</														

GAME 21 **#15/16 ARKANSAS** **44 39** **83**
Oklahoma **48 31** **79**
 Jan. 27, 2026 • Norman, Okla. • Lloyd Noble Center

Arkansas 83 • 16-5,6-2 SEC

#	Player	Total			3-Ptr			Rebounds			PF	TP	A	TO	Blk	Stl	Min
		FG-FGA	FG-FGA	FT-FTA	Off	Def	Tot	Off	Def	Tot							
07	Trevon Brazile	f	3-6	0-1	0-0	0	7	7	1	6	4	2	2	0	0	34	
11	Karter Knox	f	5-8	1-4	0-0	1	1	2	2	11	0	0	1	1	25		
23	Nick Pringle	f	4-4	0-0	0-0	1	1	2	3	8	1	1	0	1	21		
01	Meleek Thomas	g	7-15	0-4	2-2	0	4	4	3	16	1	0	0	0	33		
05	Darius Acuff Jr.	g	7-16	1-4	6-7	0	3	3	0	21	10	0	0	0	36		
12	Malique Ewin	g	5-5	0-0	2-2	2	2	4	2	12	1	2	0	0	19		
21	D.J. Wagner	g	0-2	0-2	0-0	0	3	3	1	0	0	1	0	0	14		
24	Billy Richmond III	g	4-7	0-2	1-2	1	2	3	1	9	0	0	0	2	18		
Team						2	1	3									
Totals			35-63	2-17	11-13	7	24	31	13	83	17	6	3	4	200		
FG % 1st Half:		19-31	61.3%	2nd half:	16-32	50.0%	Game:	35-63	55.6%	Deadball							
3FG % 1st Half:		1-7	14.3%	2nd half:	1-10	10.0%	Game:	2-17	11.8%	Rebound:							
FT % 1st Half:		5-6	83.3%	2nd half:	6-7	85.7%	Game:	11-13	84.6%	0							

Oklahoma 79 • 11-10,1-7 SEC

#	Player	Total			3-Ptr			Rebounds			PF	TP	A	TO	Blk	Stl	Min
		FG-FGA	FG-FGA	FT-FTA	Off	Def	Tot	Off	Def	Tot							
05	Mohamed Wague	f	2-6	0-1	5-6	6	6	12	3	9	4	4	1	1	27		
13	Tae Davis	f	5-12	0-2	4-4	0	3	3	3	14	2	2	0	0	36		
35	Derrion Reid	f	4-8	2-4	2-2	1	5	6	0	12	0	2	0	0	32		
01	Xzayvier Brown	g	6-15	1-5	0-0	2	4	6	2	13	3	1	0	0	38		
09	Nijel Pack	g	8-15	6-11	0-0	0	2	2	2	22	2	1	0	0	32		
03	Jeff Nwankwo	g	2-4	0-2	0-0	0	1	1	1	4	0	0	0	0	13		
12	Jadon Jones	g	1-2	1-2	0-0	0	0	0	1	3	1	0	1	0	10		
15	Kirill Elatontsev	g	1-1	0-0	0-0	1	2	3	0	2	0	0	0	1	12		
Team						1	0	1									
Totals			29-63	10-27	11-12	11	23	34	12	79	12	12	2	2	200		
FG % 1st Half:		20-38	52.6%	2nd half:	9-25	36.0%	Game:	29-63	46.0%	Deadball							
3FG % 1st Half:		7-16	43.8%	2nd half:	3-11	27.3%	Game:	10-27	37.0%	Rebound:							
FT % 1st Half:		1-2	50.0%	2nd half:	10-10	100.0%	Game:	11-12	91.7%	0							

Officials: Marques Pettigrew,Vladimir Voyard-Tadal,Courtney Green
 Technical fouls: Arkansas-None. Oklahoma-None.
 Attendance: 8126

Score by periods	1st	2nd	Total
Arkansas	44	39	83
Oklahoma	48	31	79

Last FG - AR 2nd-00:20, OK 2nd-01:27.

Largest lead - AR by 4 2nd-00:11, OK by 13 1st-07:24.

AR led for 11:25. OK led for 23:37. Game was tied for 04:58.

Score tied - 9 times.

Lead changed - 15 times.

GAME 22 **rv/rv Kentucky** **42 43** **85**
#15/16 ARKANSAS **35 42** **77**
 Jan. 31, 2026 • Fayetteville, Ark. • Bud Walton Arena

Kentucky 85 • 15-7,6-3 SEC

#	Player	Total			3-Ptr			Rebounds			PF	TP	A	TO	Blk	Stl	Min
		FG-FGA	FG-FGA	FT-FTA	Off	Def	Tot	Off	Def	Tot							
04	Andrija Jelavic	f	3-4	1-1	0-0	0	2	2	1	7	0	0	0	0	13		
24	Malachi Moreno	c	4-7	0-0	3-4	5	2	7	4	11	1	1	2	0	27		
00	Otega Oweh	g	9-12	0-1	6-11	0	8	8	3	24	3	1	0	1	38		
01	Denzel Aberdeen	g	4-9	2-3	0-0	1	0	1	1	10	3	0	1	0	38		
05	Collin Chandler	g	5-9	2-4	1-1	0	1	1	3	13	1	0	0	1	23		
02	Jasper Johnson	g	1-2	0-1	0-0	0	0	0	2	2	0	1	0	0	3		
09	Trent Noah	g	1-3	1-1	6-8	0	7	7	2	9	0	0	0	0	19		
20	Brandon Garrison	g	2-5	0-1	0-0	1	1	2	2	4	3	1	0	0	13		
13	Mouhamed Dioubate	g	1-5	0-1	3-6	3	2	5	3	5	0	0	3	0	26		
Team						0	2	2									
Totals			30-56	6-13	19-30	10	25	35	21	85	11	7	6	2	200		
FG % 1st Half:		17-35	48.6%	2nd half:	13-21	61.9%	Game:	30-56	53.6%	Deadball							
3FG % 1st Half:		5-11	45.5%	2nd half:	1-2	50.0%	Game:	6-13	46.2%	Rebound:							
FT % 1st Half:		3-5	60.0%	2nd half:	16-25	64.0%	Game:	19-30	63.3%	9							

Arkansas 77 • 16-6,6-3 SEC

#	Player	Total			3-Ptr			Rebounds			PF	TP	A	TO	Blk	Stl	Min
		FG-FGA	FG-FGA	FT-FTA	Off	Def	Tot	Off	Def	Tot							
07	Trevon Brazile	f	5-10	2-6	4-6	2	6	8	5	16	2	0	3	0	38		
11	Karter Knox	f	0-1	0-1	0-0	0	1	1	2	0	0	0	0	0	15		
23	Nick Pringle	f	0-0	0-0	0-1	0	0	0	3	0	1	0	0	0	14		
01	Meleek Thomas	g	4-8	0-1	2-2	0	0	0	3	10	1	0	0	0	26		
05	Darius Acuff Jr.	g	8-20	1-4	5-8	1	1	2	3	22	3	2	0	0	39		
12	Malique Ewin	g	4-8	0-0	3-6	1	4	5	3	11	2	0	0	1	25		
21	D.J. Wagner	g	2-4	0-1	0-0	0	0	0	1	4	1	0	0	0	15		
24	Billy Richmond III	g	6-8	0-1	2-3	1	4	5	4	14	1	0	0	1	28		
Team						4	1	5									
Totals			29-59	3-14	16-26	9	17	26	24	77	10	4	3	2	200		
FG % 1st Half:		14-31	45.2%	2nd half:	15-28	53.6%	Game:	29-59	49.2%	Deadball							
3FG % 1st Half:		1-8	12.5%	2nd half:	2-6	33.3%	Game:	3-14	21.4%	Rebound:							
FT % 1st Half:		6-9	66.7%	2nd half:	10-17	58.8%	Game:	16-26	61.5%	6.1							

Officials: Lucas Santos,Byron Jarrett,Doug Shous
 Technical fouls: Kentucky-Otega Oweh; Mouhamed Dioubate; Brandon Garrison;
 TEAM: Arkansas-Billy Richmond III; Malique Ewin.
 Attendance: 19200

Score by periods	1st	2nd	Total
Kentucky	42	43	85
Arkansas	35	42	77

Last FG - UK 2nd-01:14, AR 2nd-01:45.

Largest lead - UK by 13 1st-12:41, AR by 4 2nd-12:19.

UK led for 34:03. AR led for 03:57. Game was tied for 02:00.

Score tied - 4 times.

Lead changed - 4 times.

GAME 23 **#21/21 ARKANSAS** **43 45** **88**
Mississippi State **30 38** **69**
 Feb. 7, 2026 • Starkville, Miss. • Humphrey Coliseum

Arkansas 88 • 17-6,7-3 SEC

#	Player	Total			3-Ptr			Rebounds			PF	TP	A	TO	Blk	Stl	Min
		FG-FGA	FG-FGA	FT-FTA	Off	Def	Tot	Off	Def	Tot							
07	Trevon Brazile	f	7-12	2-6	3-5	1	7	8	1	19	4	0	4	1	40		
23	Nick Pringle	f	2-2	0-0	2-4	3	8	11	3	6	1	3	0	0	28		
24	Billy Richmond III	f	7-11	0-2	0-0	2	2	4	2	14	3	1	0	0	25		
01	Meleek Thomas	g	7-17	3-8	0-0	1	2	3	1	17	3	0	0	2	40		
05	Darius Acuff Jr.	g	9-19	3-5	3-3	0	5	5	2	24	8	1	0	0	38		
12	Malique Ewin	g	1-2	0-0	0-0	1	1	2	1	2	1	1	2	1	14		
30	Isaiah Sealy	g	3-6	0-1	0-0	0	1	1	3	6	2	1	3	0	15		
Team						3	1	4									
Totals			36-69	8-22	8-12	11	27	38	13	88	22	7	9	5	200		
FG % 1st Half:		17-34	50.0%	2nd half:	19-35	54.3%	Game:	36-69	52.2%	Deadball							
3FG % 1st Half:		4-11	36.4%	2nd half:	4-11	36.4%	Game:	8-22	36.4%	Rebound:							
FT % 1st Half:		5-8	62.5%	2nd half:	3-4	75.0%	Game:	8-12	66.7%	1.1							

Mississippi St. 68 • 11-12,3-7 SEC

#	Player	Total			3-Ptr			Rebounds			PF	TP	A	TO	Blk	Stl	Min
		FG-FGA	FG-FGA	FT-FTA	Off	Def	Tot	Off	Def	Tot							
99	Achor Achor	f	7-13	1-3	0-0	1	7	8	1	15	1	1	0	2	28		
15	Quincy Ballard	c	3-5	0-0	2-3	1	1	2	2	8	1	0	2	0	15		
02	Ja'borri McGhee	g	1-3	1-2	2-2	1	1	2	1	5	2	0	0	0	17		
05	Shawn Jones Jr.	g	1-4	0-1	1-2	0	4	4	0	3	1	0	0	0	25		
02	Josh Hubbard	g	7-15	0-4	2-3	0	0	0	0	16	5	3	1	0	32		
10	Jamarion Davis-Flemi	g	5-7	0-0	2-2	3	3	6	2	12	0	1	2	1	24		
01	Dellquan Warren	g	0-1	0-1	0-0	0	1	1									

GAME 25 **RV-- Auburn** **32 43** **75**
ESPN **#21/21 ARKANSAS** **38 50** **88**
 Feb. 14, 2026 • Fayetteville, Ark. • Bud Walton Arena

Auburn 75 • 14-11,5-7 SEC

#	Player	Total			3-Ptr			Rebounds			PF	TP	A	TO	Blk	Stl	Min
		FG-FGA	FT-FTA	FT-FTA	Off	Def	Tot	FG-FGA	FT-FTA	Off							
03	KeShawn Murphy	f	9-16	0-2	4-6	6	6	12	2	22	1	0	2	1	34		
33	Sebastian Williams-A	f	2-5	0-1	2-4	1	0	1	2	6	1	0	0	34			
00	Tahaad Pettiford	g	11-18	4-7	3-3	1	2	3	1	29	7	3	0	0	38		
01	Kevin Overton	g	1-13	0-5	3-3	0	4	4	4	5	1	1	0	0	39		
06	Elyjah Freeman	g	3-10	2-4	1-2	3	6	9	3	9	0	2	1	1	36		
10	Simon Walker	g	0-0	0-0	0-0	0	0	0	0	0	0	0	0	0	2		
21	Blake Muschalek	g	0-1	0-0	0-0	0	0	0	0	0	0	0	0	0	3		
38	Filip Jovic	g	1-3	0-0	2-2	2	0	2	3	4	0	1	0	0	14		
Team						2	1	3									
Totals			27-66	6-19	15-20	15	19	34	15	75	10	7	3	2	200		

FG % 1st Half: 13-30 43.3% 2nd half: 14-36 38.9% Game: 27-66 40.9% Deadball Rebound: 3.2
 3FG % 1st Half: 1-5 20.0% 2nd half: 5-14 35.7% Game: 6-19 31.6%
 FT % 1st Half: 5-8 62.5% 2nd half: 10-12 83.3% Game: 15-20 75.0%

Arkansas 88 • 19-6,9-3 SEC

#	Player	Total			3-Ptr			Rebounds			PF	TP	A	TO	Blk	Stl	Min
		FG-FGA	FT-FTA	FT-FTA	Off	Def	Tot	FG-FGA	FT-FTA	Off							
07	Trevon Brazile	f	5-12	1-5	0-0	0	7	7	3	11	1	2	4	1	36		
23	Nick Pringle	f	0-0	0-0	2-4	0	1	1	5	2	1	0	2	0	22		
24	Billy Richmond III	f	12-15	0-1	1-1	0	3	3	3	25	4	1	2	3	38		
01	Meleek Thomas	g	3-9	0-1	2-3	3	7	10	3	8	3	1	0	1	36		
05	Darius Acuff Jr.	g	10-15	7-10	4-5	1	1	2	0	31	7	1	0	0	38		
11	Karter Knox	g	0-2	0-2	1-2	0	2	2	1	1	2	0	0	0	6		
12	Malique Ewin	g	4-5	0-0	0-0	1	0	1	1	8	0	0	2	0	18		
21	D.J. Wagner	g	1-3	0-2	0-0	0	1	1	0	2	1	0	0	1	6		
Team						2	2	4									
Totals			35-61	8-21	10-15	7	24	31	16	88	19	5	10	6	200		

FG % 1st Half: 15-25 60.0% 2nd half: 20-36 55.6% Game: 35-61 57.4% Deadball Rebound: 3.2
 3FG % 1st Half: 3-10 30.0% 2nd half: 5-11 45.5% Game: 8-21 38.1%
 FT % 1st Half: 5-8 62.5% 2nd half: 5-7 71.4% Game: 10-15 66.7%

Officials: Olandis Poole, K.B. Burdett Jr., Joe Lindsay
 Technical fouls: Auburn-None. Arkansas-None.
 Attendance: 19200

Score by periods	1st	2nd	Total
Auburn	32	43	75
Arkansas	38	50	88

Last FG - AU 2nd-01:47, AR 2nd-00:52. Score tied - 3 times.
 Largest lead - AU by 3 1st-15:23, AR by 21 2nd-14:04. Lead changed - 1 time.
 AU led for 03:56, AR led for 34:07. Game was tied for 01:57.

GAME 26 **#20/17 ARKANSAS** **57 38 10 10** **115**
ESPN **#25/RV Alabama** **47 48 10 12** **117**
 Feb. 18, 2026 • Tuscaloosa, Ala. • Coleman Coliseum

Arkansas 115 • 19-7,9-4 SEC

#	Player	Total			3-Ptr			Rebounds			PF	TP	A	TO	Blk	Stl	Min
		FG-FGA	FT-FTA	FT-FTA	Off	Def	Tot	FG-FGA	FT-FTA	Off							
07	Trevon Brazile	f	5-13	0-4	1-2	1	7	8	1	11	1	2	3	2	47		
23	Nick Pringle	f	1-3	0-0	1-1	1	0	1	5	3	1	0	1	0	23		
24	Billy Richmond III	f	10-19	0-0	0-0	5	1	6	5	20	2	0	0	0	34		
01	Meleek Thomas	g	8-13	6-8	2-2	2	4	6	5	24	2	1	0	1	37		
05	Darius Acuff Jr.	g	16-27	6-10	11-12	0	5	5	2	49	5	1	1	1	50		
00	Jaden Karuletwa	g	0-0	0-0	0-0	0	0	0	0	0	0	0	0	0	3		
12	Malique Ewin	g	0-4	0-0	0-0	4	3	7	3	0	0	1	1	0	20		
15	Elmir Dzafic	g	0-0	0-0	0-0	0	0	0	0	0	0	0	0	0	1		
21	D.J. Wagner	g	3-8	1-4	1-2	0	1	1	5	8	5	1	0	2	35		
Team						2	0	2									
Totals			43-87	13-26	16-19	15	21	36	26	115	15	7	6	6	250		

FG % 1st Half: 23-38 60.5% 2nd half: 15-33 45.5% OT: 5-16 31.3% Game: 43-87 49.4% Deadball Rebound: 1
 3FG % 1st Half: 8-13 61.5% 2nd half: 4-11 36.4% OT: 1-2 50.0% Game: 13-26 50.0%
 FT % 1st Half: 3-3 100.0% 2nd half: 4-5 80.0% OT: 9-11 81.8% Game: 16-19 84.2%

Alabama 117 • 19-7,9-4 SEC

#	Player	Total			3-Ptr			Rebounds			PF	TP	A	TO	Blk	Stl	Min
		FG-FGA	FT-FTA	FT-FTA	Off	Def	Tot	FG-FGA	FT-FTA	Off							
05	Amari Allen	f	6-14	2-8	5-6	3	8	11	2	19	2	2	1	1	44		
06	London Jemison	f	4-5	1-2	0-0	0	3	3	2	9	0	2	0	0	16		
22	Aiden Sherrell	f	10-13	0-0	6-7	5	8	13	4	26	1	1	0	0	38		
00	Labaron Philon	g	11-21	3-8	10-13	1	1	2	0	35	7	2	0	0	41		
02	Aden Holloway	g	5-5	1-1	4-4	0	3	3	1	15	3	1	0	0	26		
01	Jalil Bethea	g	0-0	0-0	0-0	0	0	0	0	0	0	1	0	0	2		
03	Latrell Wrightsell J	g	2-7	1-5	2-4	0	2	2	3	7	3	1	0	3	40		
07	Taylor Bol Bowen	g	0-3	0-2	0-0	0	1	1	0	0	0	0	0	0	10		
15	Noah Williamson	g	0-0	0-0	0-0	0	1	1	3	0	0	1	0	0	4		
95	Houston Mallette	g	2-3	2-3	0-0	2	2	4	2	6	0	0	0	1	29		
Team						1	2	3									
Totals			40-71	10-29	27-34	12	31	43	17	117	16	12	1	5	250		

FG % 1st Half: 19-37 51.4% 2nd half: 16-21 76.2% OT: 5-13 38.5% Game: 40-71 56.3% Deadball Rebound: 5
 3FG % 1st Half: 5-16 31.3% 2nd half: 3-7 42.9% OT: 2-6 33.3% Game: 10-29 34.5%
 FT % 1st Half: 4-6 66.7% 2nd half: 13-16 81.3% OT: 10-12 83.3% Game: 27-34 79.4%

Officials: Chuck Jones, Doug Shows, Don Daily
 Technical fouls: Arkansas-None. Alabama-None.
 Attendance: 13474

Score by periods	1st	2nd	OT	OT2	Total
Arkansas	57	38	10	10	115
Alabama	47	48	10	12	117

Last FG - AR OT2-00:40, UA OT2-00:51. Score tied - 13 times.
 Largest lead - AR by 14 1st-08:51, UA by 6 1st-16:19. Lead changed - 9 times.
 AR led for 29:57, UA led for 14:43. Game was tied for 05:20.

GAME 27 **Missouri** **42 44** **86**
ESPN **#20/17 ARKANSAS** **47 47** **94**
 Feb. 21, 2026 • Fayetteville, Ark. • Bud Walton Arena

Missouri 86 • 18-9,8-6 SEC

#	Player	Total			3-Ptr			Rebounds			PF	TP	A	TO	Blk	Stl	Min
		FG-FGA	FT-FTA	FT-FTA	Off	Def	Tot	FG-FGA	FT-FTA	Off							
11	Trent Pierce	f	9-15	3-7	1-1	1	3	4	4	22	0	0	0	1	32		
25	Mark Mitchell	f	8-12	1-1	9-12	1	3	4	0	26	8	1	0	1	39		
15	Shawn Phillips Jr.	c	5-6	0-0	1-2	1	3	4	4	11	2	2	1	0	27		
07	T.O. Barrett	g	2-5	0-2	1-1	0	3	3	4	5	5	4	0	0	19		
17	Jayden Stone	g	3-6	2-5	2-2	1	1	2	2	10	2	0	0	0	37		
00	Anthony Robinson II	g	2-4	1-2	0-0	0	4	4	4	5	1	2	1	0	25		
07	Trent Burns	g	2-5	0-2	2-3	0	0	0	0	6	0	0	2	0	13		
35	Jacob Crews	g	0-3	0-2	1-2	0	0	0	1	1	0	0	0	0	8		
Team						3	2	5			1						
Totals			31-56	7-21	17-23	7	19	26	19	86	18	10	4	2	200		

FG % 1st Half: 16-29 55.2% 2nd half: 15-27 55.6% Game: 31-56 55.4% Deadball Rebound: 4
 3FG % 1st Half: 2-9 22.2% 2nd half: 5-12 41.7% Game: 7-21 33.3%
 FT % 1st Half: 7-8 87.5% 2nd half: 10-15 66.7% Game: 17-23 73.9%

Arkansas 94 • 20-7,10-4 SEC

#	Player	Total			3-Ptr			Rebounds			PF	TP	A	TO	Blk	Stl	Min
		FG-FGA	FT-FTA	FT-FTA	Off	Def	Tot	FG-FGA	FT-FTA	Off							
07	Trevon Brazile	f	3-9	2-7	4-4	1	4	5	5	12	6	1	1	0	32		
23	Nick Pringle	f	2-2	0-0	0-0	2	0	2	4	4	1	0	0	0	11		
24	Billy Richmond III	f	9-14	2-3	1-2	1	0	1	1	21	4	3	2	3	34		
01	Meleek Thomas	g	5-9	2-3	2-2	1	7	8	1	14	2	0	1	1	37		
05	Darius Acuff Jr.	g	4-11	1-3	11-13	2	2	4	1	20	5	0	0	1	35		
12	Malique Ewin	g	6-11	0-0	4-4	3	5	8	4	16	0	1	1	0	32		
21	D.J. Wagner	g	3-5	1-2	0-0	0	1	1	1	7	2	0	0	0	19		
Team						1	1	2									
Totals			32-61	8-18	22-25	11	20	31	17	94	20	5	5	5	200		

FG % 1st Half: 17-29 58.6% 2nd half: 15-32 46.9% Game: 32-61 52.5% Deadball Rebound: 2
 3FG % 1st Half: 3-6 50.0% 2nd half: 5-12 41.7% Game: 8-18 44.4%

GAME 29 **#21/21 ARKANSAS** **34 43** **77**
#7/7 Florida **53 58** **111**
 Feb. 28, 2026 • Gainesville, Fla. • Exactech Arena

Arkansas 77 • 21-8,11-5 SEC

#	Player	Total			3-Ptr			Rebounds			PF	TP	A	TO	Blk	Stl	Min
		FG-FGA	FG-FGA	FT-FTA	FG-FGA	FG-FGA	FT-FTA	Off	Def	Tot							
07	Trevon Brazile	f	1-3	0-2	1-2	2	3	5	4	3	0	1	0	0	0	25	
23	Nick Pringle	f	0-1	0-0	0-5	0	2	2	4	0	0	0	0	0	0	11	
24	Billy Richmond III	f	9-17	0-2	4-4	2	4	6	2	22	3	2	1	2	39		
01	Meleek Thomas	g	5-13	0-2	0-1	0	2	2	4	10	1	2	0	3	30		
05	Darius Acuff Jr.	g	6-19	1-3	4-6	1	1	2	1	17	6	3	0	0	34		
12	Malique Ewin	g	4-12	0-0	3-4	5	3	8	4	11	0	0	0	1	26		
21	D.J. Wagner	g	4-8	3-4	1-2	0	1	1	3	12	0	0	0	1	28		
30	Isaiah Sealy	g	1-2	0-0	0-0	1	0	1	2	2	0	0	0	0	7		
Team						3	1	4									
Totals			30-75	4-13	13-24	14	17	31	24	77	10	9	1	7	200		

FG % 1st Half: 14-40 35.0% 2nd half: 16-35 45.7% Game: 30-75 40.0% Deadball Rebound: 7
 3FG % 1st Half: 1-6 16.7% 2nd half: 4-7 42.9% Game: 4-13 30.8%
 FT % 1st Half: 5-7 71.4% 2nd half: 8-17 47.1% Game: 13-24 54.2%

Florida 111 • 23-6,14-2 SEC

#	Player	Total			3-Ptr			Rebounds			PF	TP	A	TO	Blk	Stl	Min
		FG-FGA	FG-FGA	FT-FTA	FG-FGA	FG-FGA	FT-FTA	Off	Def	Tot							
10	Thomas Haugh	f	7-12	1-3	7-7	1	4	5	4	22	2	1	1	1	30		
21	Alex Condon	f	7-14	0-1	3-5	3	3	6	3	17	2	3	1	0	31		
09	Rueben Chinyelu	c	3-7	0-0	6-6	4	12	16	2	12	0	2	2	0	24		
00	Boogie Fland	g	4-5	1-2	5-8	1	1	2	3	14	4	0	0	0	21		
01	Xaivian Lee	g	6-10	0-3	1-2	1	3	4	0	13	5	4	0	0	28		
03	Micah Handlogten	g	2-2	0-0	0-0	3	5	8	3	4	1	0	1	0	15		
04	Alex Lloyd	g	1-2	0-1	0-0	0	0	0	1	2	0	0	0	0	2		
07	Urban Klavzar	g	4-10	4-7	2-2	0	3	3	0	14	1	2	0	2	26		
08	Alex Kovatchev	g	0-0	0-0	0-0	0	0	0	0	0	0	0	0	0	2		
11	CJ Ingram II	g	0-0	0-0	0-0	0	0	0	0	0	0	0	0	0	3		
12	Viktor Mikic	g	1-2	0-0	0-0	0	0	0	0	2	0	0	0	0	3		
20	Isaiah Brown	g	4-5	2-2	1-2	2	2	4	3	11	0	0	0	0	14		
32	Olivier Rioux	g	0-0	0-0	0-0	0	0	0	0	0	0	0	0	0	1		
Team						1	2	3									
Totals			39-69	8-19	25-32	16	35	51	19	111	15	12	5	3	200		

FG % 1st Half: 22-38 57.9% 2nd half: 17-31 54.8% Game: 39-69 56.5% Deadball Rebound: 4
 3FG % 1st Half: 5-10 50.0% 2nd half: 3-9 33.3% Game: 8-19 42.1%
 FT % 1st Half: 4-6 66.7% 2nd half: 21-26 80.8% Game: 25-32 78.1%

Officials: Todd Austin, Chuck Jones, Joe Lindsay
 Technical fouls: Arkansas-TEAM, Florida-TEAM.
 Attendance: 11076

Score by periods	1st	2nd	Total
Arkansas	34	43	77
Florida	53	58	111

Points	In Paint	Off T/O	2nd Chance	Fast Break	Bench
Arkansas	44	13	14	18	25
Florida	56	21	12	13	33

Last FG - AR 2nd-00:26, UF 2nd-00:34.
 Largest lead - AR by 5 1st-14:23, UF by 37 2nd-02:29.
 AR led for 05:02. UF led for 34:48. Game was tied for 00:10.

GAME 31 **#20/19 ARKANSAS** **39 35 14** **88**
rv/rv Missouri **36 38 10** **84**
 Mar. 7, 2026 • Columbia, Mo. • Mizzou Arena

Arkansas 88 • 23-8,13-5 SEC

#	Player	Total			3-Ptr			Rebounds			PF	TP	A	TO	Blk	Stl	Min
		FG-FGA	FG-FGA	FT-FTA	FG-FGA	FG-FGA	FT-FTA	Off	Def	Tot							
07	Trevon Brazile	f	7-13	2-4	1-3	5	4	9	0	17	1	0	1	3	44		
23	Nick Pringle	f	2-2	0-0	0-0	0	0	0	5	4	0	0	0	0	17		
24	Billy Richmond III	f	4-7	0-1	2-2	0	6	6	5	10	4	2	1	2	39		
01	Meleek Thomas	g	10-23	5-6	5-6	1	6	7	3	30	2	1	1	1	45		
21	D.J. Wagner	g	4-10	0-4	2-4	0	4	4	3	10	5	3	0	1	45		
12	Malique Ewin	g	6-12	1-1	4-7	4	5	9	3	17	0	3	2	1	31		
30	Isaiah Sealy	g	0-0	0-0	0-0	0	0	0	1	0	1	1	0	0	4		
Team						3	0	3									
Totals			33-67	8-16	14-22	13	25	38	20	88	13	11	5	8	225		

FG % 1st Half: 17-34 50.0% 2nd half: 12-25 48.0% OT: 2-4 50.0% Game: 33-67 49.3% Deadball Rebound: 4
 3FG % 1st Half: 2-5 40.0% 2nd half: 4-7 57.1% OT: 4-8 50.0% Game: 8-16 50.0%
 FT % 1st Half: 3-5 60.0% 2nd half: 7-10 70.0% OT: 4-7 57.1% Game: 14-22 63.6%

Missouri 84 • 20-11,10-8 SEC

#	Player	Total			3-Ptr			Rebounds			PF	TP	A	TO	Blk	Stl	Min
		FG-FGA	FG-FGA	FT-FTA	FG-FGA	FG-FGA	FT-FTA	Off	Def	Tot							
11	Trent Pierce	f	5-11	3-7	0-1	1	5	6	3	13	0	1	0	1	39		
25	Mark Mitchell	f	11-20	1-3	9-11	2	2	4	0	32	4	2	0	1	43		
15	Shawn Phillips Jr.	c	5-8	0-0	3-4	2	8	10	4	13	0	4	4	0	36		
05	T.O. Barrett	g	4-12	0-2	2-2	0	1	1	2	10	2	2	0	1	28		
17	Jayden Stone	g	4-7	2-5	1-2	2	4	6	2	11	0	3	0	2	30		
00	Anthony Robinson II	g	1-4	0-2	3-4	0	3	3	5	5	0	0	1	1	33		
07	Trent Burns	g	0-0	0-0	0-0	0	0	0	0	0	0	0	0	0	6		
35	Jacob Crews	g	0-1	0-1	0-0	0	1	1	2	0	0	0	0	0	10		
Team						3	0	3									
Totals			30-63	6-20	18-24	10	24	34	18	84	11	13	4	6	225		

FG % 1st Half: 14-28 50.0% 2nd half: 13-29 44.8% OT: 3-6 50.0% Game: 30-63 47.6% Deadball Rebound: 4
 3FG % 1st Half: 3-10 30.0% 2nd half: 2-8 25.0% OT: 1-2 50.0% Game: 6-20 30.0%
 FT % 1st Half: 5-6 83.3% 2nd half: 10-14 71.4% OT: 3-4 75.0% Game: 18-24 75.0%

Officials: Patrick Evans, Rob Rorke, Doug Shows
 Technical fouls: Arkansas-None, Missouri-None.
 Attendance: 15061

Score by periods	1st	2nd	OT	Total
Arkansas	39	35	14	88
Missouri	36	38	10	84

Points	In Paint	Off T/O	2nd Chance	Fast Break	Bench
Arkansas	44	15	14	10	17
Missouri	48	18	11	8	5

Last FG - AR OT-00:38, MO OT-00:06.
 Largest lead - AR by 15 1st-08:25, MO by 5 2nd-08:20.
 AR led for 28:55. MO led for 09:30. Game was tied for 00:35.

GAME 30 **Texas** **34 51** **85**
#20/19 ARKANSAS **56 49** **105**
 Mar. 4, 2026 • Fayetteville, Ark. • Bud Walton Arena

Texas 85 • 18-12,9-8 SEC

#	Player	Total			3-Ptr			Rebounds			PF	TP	A	TO	Blk	Stl	Min
		FG-FGA	FG-FGA	FT-FTA	FG-FGA	FG-FGA	FT-FTA	Off	Def	Tot							
03	Dailyn Swain	f	5-10	1-1	5-7	2	7	9	1	16	6	3	1	1	34		
05	Camden Heide	f	2-5	2-5	0-0	0	1	1	2	6	2	1	0	0	27		
08	Matas Vokietaitis	c	9-15	0-0	3-6	4	3	7	5	21	2	1	1	0	24		
00	Jordan Pope	g	0-1	0-1	0-0	0	0	0	4	0	0	0	0	0	4		
12	Tramon Mark	g	6-12	1-2	5-7	1	1	2	2	18	3	0	0	1	28		
02	Chendall Weaver	g	5-10	0-0	0-3	1	3	4	3	10	0	0	0	1	27		
04	Declan Duru Jr.	g	0-0	0-0	0-0	0	0	0	0	0	0	0	0	0	2		
07	Simeon Wilcher	g	1-6	1-3	0-2	0	0	0	1	3	2	2	0	3	28		
10	Nic Codie	g	5-8	0-1	1-2	1	6	7	1	11	2	2	0	0	26		
Team						1	0	1									
Totals			33-67	5-13	14-27	10	21	31	19	85	17	9	2	6	200		

FG % 1st Half: 13-34 38.2% 2nd half: 20-33 60.6% Game: 33-67 49.3% Deadball Rebound: 7
 3FG % 1st Half: 0-3 0.0% 2nd half: 5-10 50.0% Game: 5-13 38.5%
 FT % 1st Half: 8-14 57.1% 2nd half: 6-13 46.2% Game: 14-27 51.9%

Arkansas 105 • 22-8,12-5 SEC

#	Player	Total			3-Ptr			Rebounds			PF	TP	A	TO	Blk	Stl	Min
		FG-FGA	FG-FGA	FT-FTA	FG-FGA	FG-FGA	FT-FTA	Off	Def	Tot							
07	Trevon Brazile	f	9-11	3-5	7-8	1	6	7	1	28	1	1	3	2	36		
23	Nick Pringle	f	3-3	0-0	2-4	1	3	4	4	8	0	2	0	0	14		
24	Billy Richmond III	f	3-9	0-1	2-2	0	9	9	2	8	3	1	3	3	37		
01	Meleek Thomas	g	4-9	1-3	4-4	1	1	2	4	13	1	0	1	1	28		
05	Darius Acuff Jr.	g	8-15	4-6	8-10	0	3	3	3	28	13	3	0	0	36		
00	Jaden Karulewta	g	0-0	0-0	0-0	0	0	0	0	0	0	0	0	0	1		
12	Malique Ewin	g	2-4	0-0	1-2	1	2	3	4	5	0	1	0	1	15		
21	D.J. Wagner	g	6-9	3-4	0-0	0	4	4	3	15	3	2	0	1	30		
30	Isaiah Sealy	g	0-0	0-0	0-0	0	1	1	1	0	0	0	0	0	3		
Team						1	1	2									
Totals			35-60	11-19	24-30	5	30	35	22	105	21	10	7	8	200		

FG % 1st Half: 19-33 57.6% 2nd half: 16-27 59.3% Game: 35-60 58.3% Deadball Rebound: 4
 3FG % 1st Half: 6-8 75.0% 2nd half: 5-11 45.5% Game: 11-19 57.9%
 FT % 1st Half: 12-13 92.3% 2nd half: 12-17 70.6% Game: 24-30 80.0%

Officials: Courtney Green, Vladimir Voyard-Tadal, Jeb Hartness
 Technical fouls: Texas-None, Arkansas-None.
 Attendance: 19200

Score by periods	1st	2nd	Total
Texas	34	51	85
Arkansas	56	49	105

Points	In Paint	Off T/O	2nd Chance	Fast Break	Bench
Texas	52	18	10	15	24
Arkansas	46	14	6	38	20

Last FG - TX 2nd-02:16, AR 2nd-00:55.
 Largest lead - TX by 2 1st-19:06, AR by 28 2nd-15:21.
 TX led for 00:17. AR led for 38:29. Game was tied for 01:14.

GAME 32 **Oklahoma** **39 40** **79**
#17/17 ARKANSAS **37 45** **82**
 Mar. 13, 2026 • Nashville, Ark. • Bridgestone Arena • SEC Tournament Quarterfinal

Oklahoma 79 • 19-15,7-11 SEC

#	Player	Total			3-Ptr		
---	--------	-------	--	--	-------	--	--

GAME 33 Ole Miss **36 43 11 90** **#17/17 ARKANSAS** **37 42 14 93**
 Mar. 14, 2026 • Nashville, Ark. • Bridgestone Arena • SEC Tournament Semifinal

Ole Miss 90 • 15-20,4-14 SEC

#	Player	Total			3-Ptr			Rebounds			PF	TP	A	TO	Blk	Stl	Min
		FG-FGA	FG-FGA	FT-FTA	Off	Def	Tot	Off	Def	Tot							
00	Malik Dia	f	8-17	0-3	0-0	3	2	5	1	16	2	0	0	0	31		
04	James Scott	f	3-4	0-0	1-2	1	8	9	4	7	0	0	3	1	33		
06	Ilias Kamardine	g	5-12	1-6	2-3	1	2	3	5	13	3	2	1	3	28		
11	Travis Perry	g	3-9	3-9	0-0	0	2	2	2	9	3	1	0	1	38		
23	Patton Pinkins	g	4-6	2-3	5-6	0	0	0	5	15	0	1	0	1	29		
01	Corey Chest		0-1	0-0	0-0	1	2	3	0	0	0	0	0	1	6		
02	AJ Storr		10-18	2-6	2-2	0	2	2	2	24	0	4	0	1	20		
08	Eduardo Klafke		1-2	1-2	0-0	1	2	3	1	3	1	0	1	0	21		
13	Kezza Giffa		1-1	0-0	1-1	0	1	1	2	3	0	3	0	0	16		
88	Augusto Cassia		0-0	0-0	0-0	1	0	1	0	0	0	0	0	0	3		
	Team					1	1	2									
	Totals		35-70	9-29	11-14	9	22	31	22	90	9	11	5	8	225		

FG % 1st Half:	14-31	45.2%	2nd half:	16-31	51.6%	OT:	5-8	62.5%	Game:	35-70	50.0%	Deadball	
3FG % 1st Half:	4-12	33.3%	2nd half:	4-14	28.6%	OT:	1-3	33.3%	Game:	9-29	31.0%	Rebound:	1,1
FT % 1st Half:	4-4	100.0%	2nd half:	7-10	70.0%	OT:	0-0	0.0%	Game:	11-14	78.6%		

Arkansas 93 • 25-8,13-5 SEC

#	Player	Total			3-Ptr			Rebounds			PF	TP	A	TO	Blk	Stl	Min
		FG-FGA	FG-FGA	FT-FTA	Off	Def	Tot	Off	Def	Tot							
07	Trevon Brazile	f	7-12	0-2	2-6	2	8	10	0	16	1	0	1	2	40		
23	Nick Pringle	f	2-3	0-0	0-0	1	3	4	2	4	0	0	0	1	19		
24	Billy Richmond III	f	1-7	0-2	2-2	2	3	5	4	4	1	1	0	2	41		
01	Meleek Thomas	g	9-15	4-7	7-8	0	5	5	1	29	5	3	0	2	45		
05	Darius Acuff Jr.	g	7-21	2-7	8-9	0	5	5	1	24	7	5	0	1	40		
12	Malique Ewin		5-8	0-0	4-6	9	4	13	2	14	1	0	0	1	29		
21	D.J. Wagner		1-3	0-1	0-0	0	0	0	0	2	0	0	0	0	11		
	Team					2	0	2									
	Totals		32-69	6-19	23-31	16	28	44	10	93	15	9	1	9	225		

FG % 1st Half:	16-34	47.1%	2nd half:	11-30	36.7%	OT:	5-5	100.0%	Game:	32-69	46.4%	Deadball	
3FG % 1st Half:	2-6	33.3%	2nd half:	4-13	30.8%	OT:	0-0	0.0%	Game:	6-19	31.6%	Rebound:	6
FT % 1st Half:	3-6	50.0%	2nd half:	16-17	94.1%	OT:	4-8	50.0%	Game:	23-31	74.2%		

Officials: Owen Shortt,Byron Jarrett,Don Daily
 Technical fouls: Ole Miss-None. Arkansas-None.
 Attendance: 16212

Score by periods	1st	2nd	OT	Total
Ole Miss	36	43	11	90
Arkansas	37	42	14	93

Last FG - UM OT-00:09, AR OT-00:43. Score tied - 11 times.
 Largest lead - UM by 3 2nd-15:50, AR by 11 1st-10:45. Lead changed - 13 times.
 UM led for 05:23. AR led for 33:44. Game was tied for 05:49.

GAME 34 #22/22 Vanderbilt **39 36 85** **#17/17 ARKANSAS** **41 45 86**
 Mar. 15, 2026 • Nashville, Ark. • Bridgestone Arena • SEC Tournament Championship

Vanderbilt 75 • 26-8,11-7 SEC

#	Player	Total			3-Ptr			Rebounds			PF	TP	A	TO	Blk	Stl	Min
		FG-FGA	FG-FGA	FT-FTA	Off	Def	Tot	Off	Def	Tot							
10	Tyler Nickel	f	7-12	5-7	0-0	2	7	9	0	19	1	0	0	1	33		
05	AK Okereke	f	2-10	1-5	2-2	1	0	1	5	7	2	2	0	0	24		
99	Devin McGlockton	f	2-5	0-2	1-1	1	5	6	4	5	0	2	1	0	28		
02	Duke Miles	g	7-14	3-6	2-2	0	4	4	1	19	9	1	0	4	36		
03	Tyler Tanner	g	3-15	1-3	8-8	2	3	5	2	15	1	1	0	2	37		
07	Chandler Bing		1-1	0-0	0-0	0	0	0	1	2	1	0	0	0	20		
13	Jalen Washington		3-9	0-1	2-2	3	4	7	0	8	0	0	0	0	21		
34	Jayden Leverett		0-0	0-0	0-0	0	0	0	0	0	0	0	0	0	1		
	Team					1	1	2									
	Totals		25-66	10-24	15-15	10	24	34	13	75	14	7	1	7	200		

FG % 1st Half:	16-37	43.2%	2nd half:	9-29	31.0%	Game:	25-66	37.9%	Deadball	
3FG % 1st Half:	6-12	50.0%	2nd half:	4-12	33.3%	Game:	10-24	41.7%	Rebound:	0
FT % 1st Half:	1-1	100.0%	2nd half:	14-14	100.0%	Game:	15-15	100.0%		

Arkansas 86 • 26-8,13-5 SEC

#	Player	Total			3-Ptr			Rebounds			PF	TP	A	TO	Blk	Stl	Min
		FG-FGA	FG-FGA	FT-FTA	Off	Def	Tot	Off	Def	Tot							
07	Trevon Brazile	f	6-9	4-5	0-0	1	8	9	2	16	0	1	3	2	35		
23	Nick Pringle	f	0-0	0-0	0-2	0	6	6	3	0	1	0	2	1	22		
24	Billy Richmond III	f	8-13	2-4	0-0	1	4	5	2	18	3	2	1	0	38		
01	Meleek Thomas	g	2-8	1-4	2-2	1	1	2	2	7	2	1	0	0	27		
05	Darius Acuff Jr.	g	9-20	5-8	7-8	0	3	3	1	30	11	4	0	0	37		
12	Malique Ewin		2-3	0-0	0-0	2	1	3	1	4	0	2	0	0	18		
21	D.J. Wagner		3-5	3-3	2-3	0	4	4	2	11	4	0	0	1	23		
	Team					0	4	4									
	Totals		30-58	15-24	11-15	5	31	36	13	86	21	10	6	4	200		

FG % 1st Half:	14-26	53.8%	2nd half:	16-32	50.0%	Game:	30-58	51.7%	Deadball	
3FG % 1st Half:	7-10	70.0%	2nd half:	8-14	57.1%	Game:	15-24	62.5%	Rebound:	3
FT % 1st Half:	6-6	100.0%	2nd half:	5-9	55.6%	Game:	11-15	73.3%		

Officials: Bart Lenox,Courtney Green,Joe Lindsay
 Technical fouls: Vanderbilt-None. Arkansas-None.
 Attendance: 18377

Score by periods	1st	2nd	Total
Vanderbilt	39	36	75
Arkansas	41	45	86

Last FG - VU 2nd-00:28, AR 2nd-00:41. Score tied - 5 times.
 Largest lead - VU by 6 2nd-15:00, AR by 14 2nd-00:41. Lead changed - 12 times.
 VU led for 07:16. AR led for 30:35. Game was tied for 02:09.

GAME 35 Hawai'i **36 42 78** **#14/15 ARKANSAS** **54 43 97**
 Mar. 19, 2026 • Portland, Ore. • Moda Center • NCAA 1st Round

Hawai'i 78 • 24-9

#	Player	Total			3-Ptr			Rebounds			PF	TP	A	TO	Blk	Stl	Min
		FG-FGA	FG-FGA	FT-FTA	Off	Def	Tot	Off	Def	Tot							
06	Isaac Finlinson	f	4-7	2-3	2-2	0	2	2	2	12	2	1	0	0	31		
14	Harry Rouhiadef	f	4-7	1-2	0-0	2	5	7	1	9	1	1	0	0	32		
20	Isaac Johnson	c	6-13	3-7	0-0	3	2	5	4	15	0	1	0	1	24		
00	Hunter Erickson	g	2-6	1-5	0-0	0	1	1	1	5	6	3	0	0	25		
04	Dre Bullock	g	9-22	1-7	2-6	2	6	8	1	21	1	3	1	3	37		
02	Hunter Carter		0-0	0-0	0-0	0	0	0	0	0	0	0	0	0	1		
05	Gytis Nemeiksa		2-4	1-2	0-0	1	1	2	2	5	0	1	0	1	21		
07	Isaiah Kerr		4-10	1-4	2-3	1	1	2	2	11	5	1	1	0	25		
08	AJ Economou		0-0	0-0	0-0	0	0	0	0	0	0	0	0	0	1		
10	Yacine Toumi		0-0	0-0	0-0	0	0	0	0	0	0	0	0	0	3		
	Team					2	2	4									
	Totals		31-69	10-30	6-11	11	20	31	13	78	15	12	2	5	200		

FG % 1st Half:	14-34	41.2%	2nd half:	17-35	48.6%	Game:	31-69	44.9%	Deadball	
3FG % 1st Half:	6-17	35.3%	2nd half:	4-13	30.8%	Game:	10-30	33.3%	Rebound:	3
FT % 1st Half:	2-5	40.0%	2nd half:	4-6	66.7%	Game:	6-11	54.5%		

Arkansas 97 • 27-8

#	Player	Total			3-Ptr			Rebounds			PF	TP	A	TO	Blk	Stl	Min
		FG-FGA	FG-FGA	FT-FTA	Off	Def	Tot	Off	Def	Tot							
07	Trevon Brazile	f	8-17	1-7	2-3	1	5	6	1	19	1	1	3	2	35		
12	Malique Ewin	f	6-8	0-0	4-4	6	6	12	1	16	6	3	1	2	31		
24	Billy Richmond III	f	5-8	0-2	0-0	1	6	7	3	10	3	2	0	1	31		
01	Meleek Thomas	g	9-16	1-5	2-2	3	5	8	1	21	5	0	1	2	35		
05	Darius Acuff Jr.	g	9-19	2-5	4-4	1	2	3	3	24	7	3	0	1	36		
21	D.J. Wagner		2-4	0-2	3-4	0	3	3	1	7	4	1	0	0	31		
30	Isaiah Sealy		0-0	0-0	0-0	0	0	0	0	0	0	0	0	0	1		
	Team					0	2	2									
	Totals		39-72	4-21	15-17	12	29	41	10	97	26	10	5	8	200		

FG % 1st Half:	22-36	61.1%	2nd half:	17-36	47.2%	Game:	39-72	54.2%	Deadball	
3FG % 1st Half:	2-11	18.2%	2nd half:	2-10	20.0%	Game:	4-21	19.0%	Rebound:	3
FT % 1st Half:	8-8	100.0%	2nd half:	7-9	77.8%	Game:	15-17	88.2%		

Officials: Christopher Merlo,Vladimir Voyard-Tadal,John Gaffney
 Technical fouls: Hawai'i-None. Arkansas-None.
 Attendance: 12104

Score by periods	1st	2nd	Total
Hawai'i	36	42	78
Arkansas	54	43	97

	Points	In	Off	2nd	Fast	Bench
--	--------	----	-----	-----	------	-------

CALIPARI IN THE NCAA TOURNEY (60-23 / .723)

AT UMASS

(11-5)

3/20/1992	3	14	Fordham	W	85	58	EAST: DCU Center - Worcester, Mass.	1st Rd
3/22/1992	3	6	Syracuse	(OT) W	77	71	EAST: DCU Center - Worcester, Mass.	2nd Rd
3/26/1992	3	2	Kentucky	L	77	87	EAST: The Spectrum - Philadelphia, Pa.	Sweet 16
3/19/1993	3	14	Penn	W	54	50	EAST: Carrier Dome - Syracuse, N.Y.	1st Rd
3/21/1993	3	6	Virginia	L	56	71	EAST: Carrier Dome - Syracuse, N.Y.	2nd Rd
3/17/1994	2	15	Texas State	W	78	60	MIDWEST: Kansas Coliseum - Wichita, Kan.	1st Rd
3/19/1994	2	10	Maryland	L	87	95	MIDWEST: Kansas Coliseum - Wichita, Kan.	2nd Rd
2/17/1995	2	15	Saint Peter's	W	68	51	EAST: Knickerbocker Arena - Albany, N.Y.	1st Rd
3/19/1995	2	10	Stanford	W	75	53	EAST: Knickerbocker Arena - Albany, N.Y.	2nd Rd
3/24/1995	2	6	Tulsa	W	76	51	EAST: Izod Center - East Rutherford, N.J.	Sweet 16
3/26/1995	2	4	Oklahoma State	L	54	68	EAST: Izod Center - East Rutherford, N.J.	Elite 8
3/4/1996	1-4	16	UCF	W	92	70	EAST: Providence Civic Center - Providence, R.I.	1st Rd
3/16/1996	1-4	9	Stanford	W	79	74	EAST: Providence Civic Center - Providence, R.I.	2nd Rd
3/21/1996	1-4	12	Arkansas	W	79	63	EAST: Georgia Dome - Atlanta, Ga.	Sweet 16
3/23/1996	1-4	2	Georgetown	W	85	62	EAST: Georgia Dome - Atlanta, Ga.	Elite 8
3/30/1996	1-4	1-1	Kentucky	L	74	81	Meadowlands - East Rutherford, N.J.	Final 4

AT MEMPHIS

(14-6)

3/20/2003	7	10	Arizona State	L	71	84	WEST: Ford Center - Evansville, Ind.	1st Rd
3/19/2004	7	10	South Carolina	W	59	43	E RUTH: Kemper Arena - Kansas City, Mo.	1st Rd
3/21/2004	7	2	Oklahoma State	L	53	70	E RUTH: Kemper Arena - Kansas City, Mo.	2nd Rd
3/17/2006	1-4	16	Oral Roberts	W	94	78	OAK REG: American Airlines Arena - Dallas, Texas	1st Rd
3/19/2006	1-4	9	Bucknell	W	72	56	OAK REG: American Airlines Arena - Dallas, Texas	2nd Rd
3/23/2006	1-4	13	Bradley	W	80	64	OAK REG: Oakland Arena - Oakland, Calif.	Sweet 16
3/25/2006	1-4	2	UCLA	L	45	50	OAK REG: Oakland Arena - Oakland, Calif.	Elite 8
3/16/2007	2	15	North Texas	W	73	58	SOUTH: New Orleans Arena - New Orleans, La.	1st Rd
3/18/2007	2	7	Nevada	W	78	62	SOUTH: New Orleans Arena - New Orleans, La.	2nd Rd
3/22/2007	2	3	Texas A&M	W	65	64	SOUTH: Alamodome - San Antonio, Texas	Sweet 16
3/24/2007	2	1-3	Ohio State	L	76	92	SOUTH: Alamodome - San Antonio, Texas	Elite 8
3/21/2008	1-2	16	UT Arlington	W	87	63	SOUTH: Alltel Arena - North Little Rock, Ark.	1st Rd
3/23/2008	1-2	8	Mississippi State	W	77	74	SOUTH: Alltel Arena - North Little Rock, Ark.	2nd Rd
3/28/2008	1-2	5	Michigan State	W	92	74	SOUTH: Reliant Stadium - Houston, Texas	Sweet 16
3/30/2008	1-2	2	Texas	W	85	67	SOUTH: Reliant Stadium - Houston, Texas	Elite 8
4/5/2008	1-2	1-3	UCLA	W	78	63	Alamodome - San Antonio, Texas	Final 4
4/7/2008	1-2	1-1	Kansas (OT)	L	68	75	Alamodome - San Antonio, Texas	Championship
3/19/2009	2	15	Cal-St Northridge	W	81	70	WEST: Sprint Center - Kansas City, Mo.	1st Rd
3/21/2009	2	10	Maryland	W	89	70	WEST: Sprint Center - Kansas City, Mo.	2nd Rd
3/26/2009	2	3	Missouri	L	91	102	WEST: U of Phoenix Stadium - Phoenix, Ariz.	Sweet 16

AT KENTUCKY

(32-11)

3/18/2010	1-3	16	ETSU	W	100	71	EAST: New Orleans Arena - New Orleans, La.	1st Rd
3/20/2010	1-3	9	Wake Forest	W	90	60	EAST: New Orleans Arena - New Orleans, La.	2nd Rd
3/25/2010	1-3	12	Cornell	W	62	45	EAST: Carrier Dome - Syracuse, N.Y.	Sweet 16
3/27/2010	1-3	2	West Virginia	L	66	73	EAST: Carrier Dome - Syracuse, N.Y.	Elite 8
3/17/2011	4	13	Princeton	W	59	57	EAST: St. Pete Times Forum - Tampa, Fla.	1st Rd
3/19/2011	4	5	West Virginia	W	71	63	EAST: St. Pete Times Forum - Tampa, Fla.	2nd Rd
3/25/2011	4	1-3	Ohio State	W	62	60	EAST: Prudential Center - Newark, N.J.	Sweet 16
3/27/2011	4	2	North Carolina	W	76	69	EAST: Prudential Center - Newark, N.J.	Elite 8
4/2/2011	4	3	UConn	L	56	55	Reliant Stadium - Houston, Texas	Final 4
3/15/2012	1-1	16	Western Kentucky	W	81	66	SOUTH: KFC Yum! Center - Louisville, Ky.	1st Rd
3/17/2012	1-1	8	Iowa State	W	87	71	SOUTH: KFC Yum! Center - Louisville, Ky.	2nd Rd
3/23/2012	1-1	4	Indiana	W	102	90	SOUTH: Georgia Dome - Atlanta, Ga.	Sweet 16
3/25/2012	1-1	3	Baylor	W	82	70	SOUTH: Georgia Dome - Atlanta, Ga.	Elite 8
3/31/2012	1-1	4	Louisville	W	69	61	Superdome - New Orleans, La.	Final 4
4/2/2012	1-1	2	Kansas	W	67	59	Superdome - New Orleans, La.	Champion
3/21/2014	8	9	Kansas State	W	56	49	MIDWEST: Scottrade Center - St. Louis, Mo.	1st Rd
3/23/2014	8	1-4	Wichita State	W	78	76	MIDWEST: Scottrade Center - St. Louis, Mo.	2nd Rd
3/28/2014	8	4	Louisville	W	74	69	MIDWEST: Lucas Oil Stadium - Indianapolis, Ind.	Elite 8
3/30/2014	8	2	Michigan	W	75	72	MIDWEST: Lucas Oil Stadium - Indianapolis, Ind.	Sweet 16
4/5/2014	8	2	Wisconsin	W	74	73	AT&T Stadium - Arlington, Texas	Final 4
4/7/2014	8	7	UConn	L	54	60	AT&T Stadium - Arlington, Texas	Championship
3/19/2015	1-2	16	Hampton	W	79	56	MIDWEST: KFC Yum! Center - Louisville, Ky.	1st Rd
3/21/2015	1-2	8	Cincinnati	W	64	51	MIDWEST: KFC Yum! Center - Louisville, Ky.	2nd Rd
3/26/2015	1-2	5	West Virginia	W	78	39	MIDWEST: Quicken Loans Arena - Cleveland, Ohio	Sweet 16
3/28/2015	1-2	3	Notre Dame	W	68	66	MIDWEST: Quicken Loans Arena - Cleveland, Ohio	Elite 8
4/4/2015	1-2	1-4	Wisconsin	L	64	71	Lucas Oil Stadium - Indianapolis, Ind.	Final 4
3/17/2016	4	13	Stony Brook	W	85	57	EAST: Wells Fargo Arena - Des Moines, Iowa	1st Rd
3/19/2016	4	5	Indiana	L	67	73	EAST: Wells Fargo Arena - Des Moines, Iowa	2nd Rd
3/17/2017	2	15	Northern Ky.	W	79	70	SOUTH: Bankers Life Fieldhouse - Indy, Ind.	1st Rd
3/19/2017	2	10	Wichita State	W	65	62	SOUTH: Bankers Life Fieldhouse - Indy, Ind.	2nd Rd
3/24/2017	2	3	UCLA	W	86	75	SOUTH: FedEx Forum - Memphis, Tenn.	Sweet 16
3/26/2017	2	1-3	North Carolina	L	73	75	SOUTH: FedEx Forum - Memphis, Tenn.	Elite 8
3/15/2018	5	12	Davidson	W	78	73	SOUTH: Taco Bell Arena - Boise, Idaho	1st Rd
3/17/2018	5	13	Buffalo	W	95	75	SOUTH: Taco Bell Arena - Boise, Idaho	2nd Rd
3/22/2018	5	9	Kansas State	L	58	61	SOUTH: Phillips Arena - Atlanta, Ga.	Sweet 16
3/21/2019	2	15	Abilene Christian	W	79	44	MIDWEST: Veterans Arena - Jacksonville, Fla.	1st Rd
3/23/2019	2	7	Wofford	W	62	56	MIDWEST: Veterans Arena - Jacksonville, Fla.	2nd Rd
3/29/2019	2	3	Houston	W	62	58	MIDWEST: Sprint Center - Kansas City, Mo.	Sweet 16
3/31/2019	2	5	Auburn	(OT) L	71	77	MIDWEST: Sprint Center - Kansas City, Mo.	Elite 8
3/17/2022	2	15	Saint Peter's (OT)	L	79	85	EAST: Bankers Life Fieldhouse - Indy, Ind.	1st Rd
3/17/2023	6	11	Providence	W	61	53	EAST: Greensboro Coliseum - Greensboro, N.C.	1st Rd
3/19/2023	6	3	Kansas State	L	69	75	EAST: Greensboro Coliseum - Greensboro, N.C.	2nd Rd
3/21/2024	3	14	Oakland	L	76	80	SOUTH: PPG Paints Arena - Pittsburgh, Pa.	1st Rd

AT ARKANSAS

(3-1)

3/20/2025	10	7	Kansas	W	79	70	WEST: Amica Mutual Pavilion - Providence, R.I.	1st Rd
3/22/2025	10	2	St. John's	W	75	66	WEST: Amica Mutual Pavilion - Providence, R.I.	2nd Rd
3/27/2025	10	3	Texas Tech (OT)	L	83	85	WEST: Chase Center - San Francisco, Calif.	Sweet 16
3/19/2026	4	13	Hawaii'i	W	97	78	WEST: Moda Center - Portland, Ore.	1st Rd
3/21/2026	4	12	High Point					

Coach Calipari Breakdown

• Highlights for John Calipari in his 34th year as a collegiate head coach:

• His 25th NCAA appearance in 33 NCAA Tournaments held.

^ 1 - NCAA Championship ^ 2 - NCAA Runners-Up
^ 6 - Final Fours ^ 12 - Elite 8s ^ 16 - Sweet 16s

• A 60-23 (.723) record in NCAA Tournament games.

^ 60 NCAA wins ties for most among active coaches (Michigan State's Tom Izzo).

^ 60 NCAA wins ranks T-5th-most all-time.

• 20 wins for the 31st time • 25 wins for the 21st

^ 31 - 20-win seasons ^ 21 - 25-wins seasons

^ 11 - 30-win seasons ^ 5 - 35-plus win seasons

^ 3 - 38-win seasons. 38 wins in a season is an NCAA record and Coach Calipari is the only coach to win at least 38 games in a season. He did it once at Memphis (2007-08) and twice at Kentucky (2011-12 and 2014-15).

CAL IN THE NCAA TOURNEY (25th appearances)

Overall		60-23	UMass	MEM	UK	ARK
1st Rd	25th app	22-3	5-0	5-1	10-2	3-0
2nd Rd	21 app	16-5	3-2	4-1	8-2	1-0
Sweet 16	16 app	12-4	2-1	3-1	7-1	0-1
Elite 8	12 app	6-6	1-1	1-2	4-3	-
Final Four	6 app	3-3	0-1	1-0	2-2	-
Championship	3 app	1-2	-	1-0	1-1	-
TOTALS			11-5	14-6	32-11	3-1

CAL RECORD AS & VS NCAA SEEDS

AS	Overall	UMass	MEM	UK	ARK	VS	Overall	UMass	MEM	UK	ARK
#1	25-5	4-1	8-2	13-2	-	#1	3-5	0-1	1-2	2-2	-
#2	15-7	4-2	5-2	6-3	-	#2	7-4	1-1	1-2	4-1	1-0
#3	3-3	3-2	-	0-1	-	#3	5-4	-	1-1	4-2	0-1
#4	6-2	-	-	5-2	1-0	#4	3-1	0-1	-	3-0	-
#5	2-1	-	-	2-1	-	#5	3-2	-	1-0	2-2	-
#6	1-1	-	-	1-1	-	#6	2-1	2-1	-	-	-
#7	1-2	-	1-2	-	-	#7	3-1	-	1-0	1-1	1-0
#8	5-1	-	-	5-1	-	#8	3-0	-	1-0	2-0	-
#9	-	-	-	-	-	#9	4-1	1-0	1-0	2-1	-
#10	2-1	-	-	-	2-1	#10	4-2	1-1	2-1	1-0	-
#11	-	-	-	-	-	#11	1-0	-	-	1-0	-
#12	-	-	-	-	-	#12	3-0	1-0	-	2-0	-
#13	-	-	-	-	-	#13	4-0	-	1-0	3-0	1-0
#14	-	-	-	-	-	#14	2-1	2-0	-	0-1	-
#15	-	-	-	-	-	#15	6-1	2-0	2-0	2-1	-
#16	-	-	-	-	-	#16	6-0	1-0	2-0	3-0	-
Total 60-23	11-5	14-6	32-11	3-1		Total 60-23	11-5	14-6	32-11	3-1	

COACHES WITH THE MOST NCAA APPEARANCES

Coach	Tot App (Rank)	Sweet 16 (Rank)	Final 4 (Rank)
Mike Krzyzewski	36 (1)	26 (1)	13 (1)
Jim Boeheim	33 (2)	20 (3)	5 (T-10)
Roy Williams	30 (3)	19 (4)	9 (4)
Bob Knight	28 (T-4)	15 (8)	5 (T-10)
Lute Olson	28 (T-4)	13 (T-12)	5 (T-10)
Tom Izzo	28 (T-4)	16 (T-5)	8 (5)
Dean Smith	27 (7-7)	21 (2)	11 (3)
Bill Self	27 (T-7)	14 (T-9)	4 (T-14*)
Mark Few	27 (T-7)	13 (T-12)	2 (-)
JOHN CALIPARI	25 (10)	16 (T-5)	6 (T-7)
Rick Pitino	24 (11)	13 (T-12)	7 (6)
Denny Crum	23 (12)	16 (T-5)	6 (T-7)
Jim Calhoun	22 (13)	12 (13)	4 (T-14*)
Adolph Rupp	20 (14)	14 (T-15)	6 (T-7)
John Wooden	16 (15)	14 (T-15)	12 (2)
Guy Lewis	14 (-)	10 (-)	5 (T-10)

* - tied with 7 others

COACHES WITH THE MOST NCAA TOURNEY WINS