



2026 AUBURN SOFTBALL

#WarEagle | 19 All-Americans • Two SEC Tournament Championships • 2015, 2016 Women's College World Series

Softball Contact | Taylor Shirey • @taylor_shirey14 • trs0010@auburn.edu • (C) 334-750-0710

Auburn Athletics Communications | 392 South Donahue Drive • Auburn, AL 36830 • AuburnTigers.com • @AuburnSoftball

2026 SCHEDULE/RESULTS

Date	Opponent	Time/Network/Result
Feb. 5	at North Florida	L, 11-3 (5)
Feb. 6	! vs. Notre Dame	W, 5-4
Feb. 6	! vs. Michigan State	W, 9-6
Feb. 7	! vs. #13/12 Clemson	W, 10-5
Feb. 7	! vs. Pittsburgh	L, 11-12 (9)
Feb. 8	! vs. Penn State	W, 4-3
Feb. 12	\$ ILLINOIS	W, 8-0 (5)
Feb. 13	\$ BRADLEY	W, 14-3 (5)
Feb. 13	\$ CAMPBELL	W, 11-3 (5)
Feb. 14	\$ BRADLEY	W, 13-5 (5)
Feb. 14	\$ BINGHAMTON	W, 11-1 (5)
Feb. 19	^ vs. #18/14 Oregon	W, 10-5
Feb. 19	^ vs. #9/11 UCLA	L, 1-23 (5)
Feb. 20	^ vs. BYU	W, 10-1 (5)
Feb. 21	^ vs. (RV)/#23 Washington	L, 2-5
Feb. 21	^ vs. Cal State Fullerton	W, 2-1
Feb. 22	^ vs. California	W, 19-5 (5)
Feb. 26	& TROY	W, 8-7
Feb. 27	& TROY	W, 10-4
Feb. 27	& #11/12 VIRGINIA TECH	L, 5-9
Feb. 28	& #11/12 VIRGINIA TECH	L, 2-6
Feb. 28	& USC UPSTATE	W, 13-5 (5)
March 1	& USC UPSTATE	W, 2-1
March 6	* KENTUCKY	L, 3-8
March 7	* KENTUCKY	W, 6-2
March 8	* KENTUCKY	W, 6-5 (13)
March 13	* at #6/4 Oklahoma	L, 5-13 (6)
March 14	* at #6/4 Oklahoma	L, 8-5
March 15	* at #6/4 Oklahoma	L, 2-14 (5)
March 17	at South Alabama	W, 11-2 (5)
March 18	JACKSONVILLE STATE	W, 10-3
March 23	FLORIDA A&M	W, 8-3
March 25	SOUTH ALABAMA	W, 6-3
March 27	* MISSOURI	L, 0-3
March 28	* MISSOURI	L, 3-6
March 29	* MISSOURI	L, 4-6
April 4	* at # 9/6 Arkansas	4 p.m. CT/SECN+
April 5	* at # 9/6 Arkansas	3 p.m. CT/SECN
April 6	* at # 9/6 Arkansas	6 p.m. CT/SECN
April 10	* ALABAMA	6 p.m. CT/SECN+
April 11	* ALABAMA	12 p.m. CT/SECN
April 12	* ALABAMA	1 p.m. CT/SECN+
April 17	* at Florida	5 p.m. CT/SECN+
April 18	* at Florida	2 p.m. CT/SECN+
April 19	* at Florida	12 p.m. CT/SECN+
April 22	at Troy	6 p.m. CT/ESPN+
April 24	* OLE MISS	6 p.m. CT/SECN+
April 25	* OLE MISS	2 p.m. CT/SECN+
April 26	* OLE MISS	12 p.m. CT/SECN
April 30	* at LSU	6 p.m. CT/SECN+
May 1	* at LSU	6 p.m. CT/SECN+
May 2	* at LSU	4 p.m. CT/SECN
May 5-9	# SEC Tournament	TBA
May 14-17	NCAA Regionals	TBA
May 21-24	NCAA Super Regionals	TBA
May 28 - June 5	Women's College World Series	TBA

BOLD indicates home contest | All times listed in Central and subject to change

* - Southeastern Conference Game | ! - NCA Leadoff Classic (Clearwater, Fla.)
\$ - War Eagle Classic (Auburn, Ala.) | * - Mary Nutter Classic (Cathedral City, Calif.)
& - Jane B. Moore Memorial (Auburn, Ala.) | # - SEC Tournament (Lexington, Ky.)

ARKANSAS

AUBURN TIGERS

RECORD: 23-13 (2-7 SEC)
RANKINGS: NR NFCA | NR USA Softball | NR DI Softball | NR Softball America
CO-HEAD COACH: Chris Malveaux (Texas A&M, 2001)
CAREER RECORD: 166-170 (6th Season)
CO-HEAD COACH: Kate Malveaux (Bradley, 2012)
CAREER RECORD: 58-37 (2nd Season)
MALVEAUXS RECORD AT AUBURN: 58-37 (2nd Season)



ARKANSAS RAZORBACKS

RECORD: 30-5 (5-4 SEC)
RANKINGS: #9 NFCA | #6 USA Softball | #6 DI Softball | #6 Softball America
HEAD COACH: Courtney Deifel (California, 2003)
CAREER RECORD: 416-211 (12th Season)
RECORD AT ARKANSAS: 416-211 (11th Season)



FIRST PITCH

BROADCAST: SEC Network+ [Sat.]
SEC Network [Sun./Mon.]

LOCATION: Fayetteville, Arkansas
STADIUM: Bogle Park (1,200)

ANNOUNCERS: Roy Philpott and Erin Miller [Sun./Mon.]

WEATHER FORECAST

RADIO: JJ Jackson
WEGL 91.1 FM
Auburn Sports Network

SATURDAY: 63 Degrees - Rain [85%]
SUNDAY: 59 Degrees - Sunny [0%]
MONDAY: 66 Degrees - Sunny [5%]

LEADING OFF

- Auburn looks to snap its skid in SEC action as it travels to Arkansas for a three-game series. Auburn is looking for its first series win over Arkansas since taking two games at Jane B. Moore Field in 2018. The Razorbacks have win four consecutive series.
- Auburn is 19-1 this season when it scores at least six runs in a contest. In two seasons of the Malveaux era, the Tigers are 43-3 when scoring at least six runs.
- Kylie Shaw drew 16 walks in March, which was tied for the seventh most recorded by a Tiger over the course of the month. She has drawn 39 walks this season. She needs two additional walks to move into a three-way tie for the 10th most recorded in a single season at Auburn.
- The Tigers have slugged multiple home runs in 14 of its 34 contests this season and are 11-3 across those games. Auburn has gone without a home run in only 11 contests in 2026. Eleven different Tigers have hit at least one home run this season with Ma'Nia Womack and McKaela Walker leading the way with 10 apiece.
- Auburn currently holds the 19th toughest schedule in the country and the 11th toughest in the SEC as its opponents hold a .614 winning percentage this season.
- The Tigers sit at No. 30 in last Monday's NCAA RPI update. Auburn has 30 total games against teams currently ranked in the top 50. Playing in 15 of those games thus far, Auburn is 5-10 against top 50 RPI teams. Auburn has nine total games against teams ranked in the top six.
- The Tigers have drawn 43 total walks in their last seven contests and rank ninth nationally with 164 total walks this season. Auburn's .429 team on-base percentage is the 28th highest in the country.
- For the sixth consecutive season, Auburn has sold out of its season ticket allotment. Auburn is eighth nationally in accumulated attendance with over 34,500 fans attending games this season.


BY THE NUMBERS

50 Auburn ranks seventh in the SEC and 28th nationally with 50 home runs this season. With 36 games played, Auburn is only 18 shy of matching its 2025 season home run total.

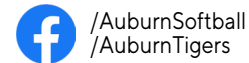
39 Kylie Shaw leads the SEC with 39 walks this season. She ranks third in the league with a .582 on-base percentage. Shaw has reached safely in 35 of 36 games this season.

3 McKaela Walker has slugged three grand slams this season. She is just the 10th Auburn Tiger to hit multiple grand slams in their career. She's ranked tied for fifth in program history for career grand slams.

#WarEagle



X @AuburnSoftball | @AuburnTigers



TEAM SCHEDULE AND MEDIA AVAILABILITY » MARCH 30 - APRIL 5

MONDAY March 30	TUESDAY March 31	WEDNESDAY April 1	THURSDAY April 2	FRIDAY April 3	SATURDAY April 4	SUNDAY April 5
OFF DAY	PRACTICE JBM FIELD 1-5 P.M.	PRACTICE JBM FIELD 1-5:30 P.M.	PRACTICE JBM FIELD 1-5:30 P.M.	TRAVEL DAY	GAME at Arkansas 4 P.M.	GAME at Arkansas 3 P.M.
NO INTERVIEWS	INTERVIEWS BY REQUEST	INTERVIEWS BY REQUEST	INTERVIEWS BY REQUEST	NO INTERVIEWS	INTERVIEWS POSTGAME	INTERVIEWS POSTGAME

AUBURN ATHLETICS COMMUNICATIONS

AUBURNTIGERS.COM

For updated game notes, statistics and latest information on Auburn softball and Auburn Athletics, visit AuburnTigers.com.

INTERVIEW POLICY

Co-head coaches Chris and Kate Malveaux, assistant coaches and select student-athletes are available for interviews by contacting Taylor Shirey in the communications office. Media availabilities will be conducted in person prior to select practices throughout the season. Details will be sent out to media at least 24 in advance. Specific interview requests should be made at least 24 hours in advance to ensure availability. Additional requests will be granted based on student-athlete availability throughout the week.

All student-athlete interview request must be submitted to Taylor Shirey of the communications office.

Postgame interviews with Chris and Kate Malveaux and requested players will be conducted in-person following a brief cool-down period. Interviews will be conducted adjacent to the Gregg E. Heim Player Development Center. A member of the communications staff will escort media members to the designated media area.

CREDENTIALS

Media members wishing to cover Auburn softball should contact Taylor Shirey at least 24 hours prior to each home contest. All credentials will be issued on a game-by-game basis. No passes will be issued in advance. Credentials will be available for pick up on game days at Media Will Call located adjacent to the main entrance of Jane B. Moore Field. Windows inside

the press box will be open at all times, regardless of weather. Please dress accordingly. Field access will be granted for photography and videography pregame and postgame. Only designated team creatives will be granted field access during game play.

GAME DAY / PRESS SERVICES

Press releases, statistics and game information will be available each week via AuburnTigers.com/Softball. Media members may request to be added to email lists to automatically receive up-to-date information on Auburn softball. Notes and statistics will be available digitally. A limited number of printed copies of game notes, statistics, lineups and final box scores will be available on gamedays. Wireless internet is available in the press box. Contact Taylor Shirey for password information. Select video highlights and media availabilities will also be posted to ImagenCloud.

The pressbox at Jane B. Moore Field will be open to working media for one hour following the conclusion of the game.

VIDEO SERVICES

FTP feeds of select Auburn softball highlights are available for the media. A number of studio and satellite services may be arranged for electronic media by emailing Christian Bracher at ccb0146@auburn.edu.

PHOTOGRAPHY

For photos of Auburn softball or Auburn Athletics, contact Taylor Shirey via email at trs0010@auburn.edu. Credentials to shoot Auburn softball will be issued to only accredited photographers on assignment. Photographers may only shoot in the designated areas.

QUICK FACTS

UNIVERSITY INFORMATION

City _____ Auburn, Ala.
 Founded _____ 1856
 Enrollment _____ 35,172
 Nickname _____ Tigers
 Colors _____ Burnt Orange & Navy Blue
 Affiliation _____ NCAA Division I
 Conference _____ Southeastern (SEC)
 Stadium (Capacity) _____ Jane B. Moore Field (2,316)
 President _____ Dr. Christopher B. Roberts
 Athletics Director _____ John Cohen

TEAM INFORMATION

Letterwinners Returning/Lost _____ 8/13
 Starters Returning/Lost _____ 1/8
 Pitchers Returning/Lost _____ 3/4
 Newcomers _____ 13
 2025 Overall Record _____ 35-24
 2025 Conference Record/Finish _____ 6-8/T-14th

PROGRAM HISTORY

First Year of Softball _____ 1997
 All-Time Record _____ 1,060-679-3 (.609)
 at Jane B. Moore Field (1998-Present) _____ 578-228-2 (.717)
 at AU City Complex (1997-98) _____ 19-19 (.500)
 Total Home Record _____ 597-247-2 (.707)
 All-Time SEC Record _____ 345-413 (.455)
 SEC Tournament Appearances _____ 24
 SEC Tournament Record _____ 22-29 (.431)
 NCAA Tournament Appearances _____ 20
 NCAA Tournament Overall Record _____ 41-41 (.500)

STAFF INFORMATION

Co-Head Coach _ Chris Malveaux (Texas A&M, 2001)
 Career Record _____ 166-170 (.494)/ 6th Season
 Co-Head Coach _ Kate Malveaux (Bradley, 2012)
 Career Record _____ 58-37 (.611)/2nd Season
 Malveauxs Record at Auburn _____ 58-37 (.611)/2nd Season
 Assistant Coach _____ Ryker Chason
 Assistant Coach _____ DJ Sanders
 Director of Player Development _____ Savanna Parker
 Director of Operations _____ Garrett Siemek
 Graduate Managers _____ Riley Frizzell, Haley Rainey

MEDIA INFORMATION

Sr. Associate AD/Communications _ Kirk Sampson
 Assistant Director/Softball Contact _ Taylor Shirey
 Email _____ trs0010@auburn.edu
 Phone _____ 334-750-0710
 Mailing Address _____ Auburn Athletics Complex
 _____ 392 S. Donahue Dr.
 Website _____ AuburnTigers.com
 Facebook _____ Facebook.com/AuburnSoftball
 X/Instagram _____ @AuburnSoftball

GAMEDAY EXPERIENCE: JANE B. MOORE FIELD

» Jane B. Moore Field enters its 28th season hosting the Auburn softball program. On April, 26, 2003, the Auburn Softball Complex was renamed Jane B. Moore Field in honor of Dr. Jane Moore, who served more than 20 years as a member of Auburn's Committee on Intercollegiate Athletics. The complex holds dimensions of 201 feet at the corners and 220 feet in straight-away center field.



2026 ROSTER

NUMERICAL ROSTER

No.	Name	Pos.	Ht.	B/T	Year	Hometown (High School/Previous School)
1	Thalia Martin	UTL	5-6	R/R	Jr.	Lilburn, Ga. (Brookwood)
2	Ma'Nia Womack	UTL	5-8	R/R	Jr.	Brandon, Miss. (Hartfield Academy/Ole Miss)
3	Melania Luostari	INF	5-7	R/R	Fr.	Maple, Wis. (Superior)
4	Daigle Wilson	UTL	5-11	R/R	Fr.	Orange Beach, Ala. (Orange Beach)
5	Georgia Lessmann	OF	5-5	L/R	Jr.	Enterprise, Ala. (Enterprise/Iowa)
7	Kylie Shaw	OF	5-5	L/R	So.	Estero, Fla. (Evangelical Christian/Florida)
10	Charley Butler	RHP	6-0	R/R	Fr.	Tallahassee, Fla. (Wakulla)
12	Ava Ratliff	C	5-5	R/R	Fr.	Bedford, Ind. (Bedford North Lawrence)
13	Ella Harrison	RHP	5-7	R/R	So.	Clarence, N. Y. (Clarence/Rutgers)
14	AnnaLea Adams	INF	5-5	R/R	So.	Liberty, Ind. (Union County)
18	Brityan Godfrey	C	5-10	R/R	Fr.	Danville, Ala. (Hartselle)
19	Blayne Godfrey	RHP	5-10	R/R	RFr.	Danville, Ala. (Hartselle)
20	Alyssa Hastings	INF	5-3	L/R	Jr.	Huntsville, Ala. (Buckhorn/Lipscomb)
21	Kylie Brockman	C	5-5	R/R	Jr.	Kansas City, Kan. (Piper/Arkansas)
22	Haven Roebuck	INF	5-6	R/R	Fr.	Winterville, N.C. (South Central)
24	Malayna Tamborra	RHP	5-9	R/R	Jr.	Marietta, Ga. (Mount Paran Christian School)
27	McKaela Walker	OF	5-3	R/R	Sr.	Marietta, Ga. (Marietta/LSU)
34	Destiny Rodriguez	INF	5-2	R/R	Sr.	Live Oak, Texas (Judson/Tennessee)
36	Kyla Stroud	INF	5-7	R/R	RSo.	Covington, Ga. (Newton)
41	Abby Herndon	LHP	5-9	L/L	RFr.	Killen, Ala. (Brooks/Ole Miss)
43	Delaney Aumua	INF	5-10	R/L	Fr.	Livermore, Calif. (Granada)
85	SJ Geurin	LHP	5-8	L/L	Jr.	Leander, Texas (Leander/Oklahoma)

ALPHABETICAL ROSTER

No.	Name	Pos.
14	AnnaLea Adams	INF
43	Delaney Aumua	INF
21	Kylie Brockman	C
10	Charley Butler	RHP
85	SJ Geurin	LHP
19	Blayne Godfrey	RHP
18	Brityan Godfrey	C
20	Alyssa Hastings	INF
41	Abby Herndon	LHP
5	Georgia Lessmann	OF
3	Melania Luostari	INF
1	Thalia Martin	UTL
12	Ava Ratliff	C
34	Destiny Rodriguez	INF
22	Haven Roebuck	INF
7	Kylie Shaw	OF
36	Kyla Stroud	INF
24	Malayna Tamborra	RHP
27	McKaela Walker	OF
4	Daigle Wilson	UTL
2	Ma'Nia Womack	UTL

COACHING & SUPPORT STAFF

- CO-HEAD COACH | CHRIS MALVEAUX (SECOND SEASON)
- CO-HEAD COACH | KATE MALVEAUX (SECOND SEASON)
- ASSISTANT COACH | RYKER CHASON (SECOND SEASON)
- ASSISTANT COACH | DJ SANDERS (SECOND SEASON)
- DIRECTOR OF PLAYER DEVELOPMENT | SAVANNA PARKER (THIRD SEASON)
- DIRECTOR OF OPERATIONS | GARRETT SIEMEK (SECOND SEASON)
- GRADUATE MANAGERS | RILEY FRIZELL & HALEY RAINEY
- SPORT ADMINISTRATOR | CASEY PAGE
- ATHLETIC TRAINER | OLIVIA KIM
- STRENGTH & CONDITIONING | BRYAN "PK" KARKOSKA

PRONUNCIATION GUIDE

- Delaney **AUMUA** _____ ah-MOO-ah
- ANNALEA** Adams _____ anne-uh-LEE
- RYKER CHASON** _____ RYE-ker chay-SON
- SJ GEURIN** _____ GARE-in
- BRITYAN** Godfrey _____ BRIT-in
- MELANIA LUOSTARI** _____ meh-LAWN-ee-uh lus-TREE
- THALIA** Martin _____ ta-LEE-uh
- Kate & Chris **MALVEAUX** _____ mal-VO
- KYLA** Stroud _____ KYE-la
- MALAYNA** Tamborra _____ muh-LANE-na
- MCKAELA** Walker _____ muh-KAY-la
- DAIGLE** Wilson _____ DAY-guhl
- MA'NIA** Womack _____ muh-NYE-uh

INSIDE THE MATCHUP

AUBURN	VALUE
Batting Average	.321
Hits	298
Runs per Game	7.0
Extra-Base Hits	116
RBI	235
Slugging Percentage	.563
On-Base Percentage	.429
Stolen Bases	22-27

ERA	4.44
Shutouts	1
Walks	98
Strikeouts	191
Batting Average Against	.276
Fielding Percentage	.950

ARKANSAS	VALUE
Batting Average	.374
Hits	339
Runs per Game	9.1
Extra-Base Hits	128
RBI	288
Slugging Percentage	.636
On-Base Percentage	.475
Stolen Bases	26-28

ERA	2.60
Shutouts	8
Walks	84
Strikeouts	213
Batting Average Against	.223
Fielding Percentage	.980

INSIDE THE SERIES

VS. ARKANSAS 39-36 (.520)

22-15 H | 17-20 A | 0-1 N

LAST TEN MEETINGS
(ARKANSAS LEADS 9-1)

DATE	SITE	RESULT	SCORE
March 17, 2024	Auburn	W	2-1
March 16, 2024	Auburn	L	1-5
March 16, 2024	Auburn	L	1-6
April 10, 2022	Fayetteville	L	4-17 (5)
April 9, 2022	Fayetteville	L	3-4
April 8, 2022	Fayetteville	L	4-7
April 3, 2021	Auburn	L	0-2
April 2, 2021	Auburn	L	0-3
April 1, 2021	Auburn	L	1-6
May 5, 2019	Fayetteville	L	2-5

PROBABLE AUBURN STARTERS

POS. NO.	NAME	CL.	B/T	AVG.	GP-GS	AB	R	H	2B	3B	HR	RBI	SLG%	OB%
C 12	Ava Ratliff	Fr.	R/R	.219	31-29	73	7	16	4	0	1	14	.315	.318
1B 14	AnnaLea Adams	So.	R/R	.308	36-36	104	22	32	7	2	5	30	.558	.394
2B 4	Daigle Wilson	Fr.	R/R	.265	24-8	34	11	9	1	0	1	7	.382	.375
3B 22	Haven Roebuck	Fr.	R/R	.289	36-36	97	27	28	8	1	7	26	.608	.421
SS 20	Alyssa Hastings	Jr.	L/R	.424	36-36	92	19	39	8	0	4	21	.641	.491
LF 7	Kylie Shaw	So.	L/R	.404	36-36	99	41	40	8	1	0	4	.505	.582
CF 2	Ma'Nia Womack	Jr.	R/R	.252	36-36	107	32	27	2	1	10	30	.570	.372
RF 27	McKaela Walker	Sr.	R/R	.352	34-34	91	32	32	6	2	10	34	.791	.500
DP 43	Delaney Aumua	Fr.	R/L	.313	28-14	48	9	15	4	0	4	15	.646	.393

POS. NO.	NAME	CL.	ERA	W-L	APP-GS	CG-SHO	SV	IP	H	R	ER	BB	SO	AVG.
RHP 13	Ella Harrison	So.	3.77	10-5	22-18	9-1	1	102.0	99	72	55	45	107	.239
LHP 85	SJ Geurin	Jr.	4.13	5-4	15-9	2-0	1	57.2	67	43	34	20	30	.284
RHP 24	Malayna Tamborra	Jr.	3.60	2-0	10-1	0-0	0	11.2	17	14	6	4	7	.304
RHP 19	Blayne Godfrey	RFr.	4.34	2-0	6-1	0-0	0	9.2	9	8	6	4	8	.250
LHP 41	Abby Herndon	RFr.	6.28	4-4	19-6	0-0	0	35.2	49	39	32	14	26	.314
RHP 12	Charley Butler	Fr.	6.66	0-0	10-1	0-0	0	13.2	25	25	13	11	16	.391

2026 AUBURN HONOR ROLL

ANNALEA ADAMS, SO., INF

- Softball America March Power Rankings - First Base - No. 11
- Preseason All-SEC Team
- D1 Preseason D100 Players - No. 83
- D1 Softball Preseason Position Rankings - DP/UTL - No. 9

SJ GEURIN, JR., LHP

- Softball America Star of the Week - Pitcher [March 10]
- D1 Preseason D100 Players - No. 95

ELLA HARRISON, SO., RHP

- NFCA Leadoff Classic All-Tournament Team

ALYSSA HASTINGS, JR., INF

- Softball America March Power Rankings - Shortstop - No. 12

AVA RATLIFF, FR., C

- D1 Softball D100 Freshman Watch List
- Softball America's SEC Freshman Watch List

HAVEN ROEBUCK, FR., INF

- SportsCenter Top 10 - No. 6 [3/24]
- Softball of SI Co-Freshman of the Week (Feb. 10)
- D1 Softball D100 Freshman Watch List
- Softball America's SEC Freshman Watch List

MCKAELA WALKER, SR., OF

- Softball America April Power Rankings - Outfield - No. 27
- Softball America March Power Rankings - Outfield - No. 13

DAIGLE WILSON, FR., UTL

- Softball America's SEC Freshman Watch List

PLAYER TO WATCH: ALYSSA HASTINGS

» Consistency is key to Alyssa Hastings' success this season. Hastings has gone hitless in just 11 of Auburn's 36 games this season and leads in batting average both overall (.424) and in SEC action (.375). Hastings also tops the team in hits (12), RBI (5), slugging percentage (.656) and is tied for the team lead in both doubles (3) and home runs (2) against conference foes.



NOTEBOOK

FIRST PITCH

» Auburn softball is looking to snap a skid after being swept in back-to-back SEC series as the Tigers hit the road to battle Arkansas at Bogle Park in a three-game series.
 » The series begins Saturday at 4 p.m. CT on SEC Network+. Both Sunday and Monday's games will air on SEC Network with Roy Philpott and Erin Miller on the call. Sunday is set for a 3 p.m. first pitch. Monday's series finale is set for 6 p.m. CT.
 » JJ Jackson will provide radio coverage for the series on WEGL 91.1 FM and the Auburn Sports Network, which can be accessed on the Auburn Tigers website or app. The radio broadcast can also be streamed on the Auburn Softball Facebook page.
 » Auburn is the road team for its annual Saturday-Monday series for the second consecutive season after being swept at Mississippi State in 2025. Auburn is searching for its first Saturday-Monday series win since sweeping Missouri in Auburn in 2023.

INSIDE THE SERIES

» While Auburn leads the all-time series 39-36, Arkansas has dominated the series of late.
 » The Tigers earned a 2-1 victory on March 17, 2024, in the last meeting between the two teams. The win snapped an 11-game losing streak to the Razorbacks.
 » Auburn is searching for its first series win over Arkansas since taking two games at Jane B. Moore Field in 2018. Auburn has not won a series in Fayetteville since 2016.

FRESHMAN PRODUCTION

» With injuries to both Destiny Rodriguez and Kylie Brockman, Auburn's freshman class has had to set up in a big way and has played a crucial part to Auburn's offensive success.

AUBURN 2026 FRESHMAN OFFENSE

	TOTAL	PERCENTAGE
At Bats	260/927	28.0%
Hits	68/298	22.8%
Home Runs	13/50	26.0%
Extra-Base Hits	31/116	26.7%
Runs Scored	54/252	21.4%
RBI	62/235	26.4%

GO SHAW-TY

» One of the toughest outs in the Auburn lineup, Kylie Shaw as a knack for getting on base and enters the weekend have reached safely in 35 of Auburn's 36 games this season.
 » She has been successful at both drawing a walk and recording base hits. Shaw has at least one hit in 27 contests and has recorded multiple hits in 11 games, which is tied for the team lead. Shaw enters the week as the league leader with 39 total walks to her credit while her 1.08 walks per game average is good for third in the country behind only UCLA'S Megan Grant (1.29) and George Washington's Ashley Corpuz (1.13). Shaw is just two walks shy of cracking Auburn's top 10 list for most drawn in a single season.
 » Shaw also ranks third in the league and 14th

nationally in on-base percentage (.582) and 11th in the SEC in runs scored (41).

SLUG CITY

» The Tiger lineup has bought in to Chris Malveaux's hitting philosophy as the slugging numbers have been up across the board this season and is one of the top offenses in the country while offense is trending up from a season ago.

AUBURN OFFENSE RANKINGS

		SEC	D1
Triples	8	6th	75th
Home Runs	50	7th	28th
RBI	235	8th	23rd
Total Runs	252	8th	25th
On Base Percentage	.429	8th	28th
Slugging Percentage	.563	8th	29th
Home Runs per Game	1.39	8th	32nd
Scoring	7.00	8th	34th
Doubles	58	8th	45th
Batting Average	.321	8th	57th
Hits	298	10th	55th

AUBURN HOME RUN COMPARISONS

(Through First 36 Games)

2015**	69
2026	50
2025*	42

*Chris Malveaux's first season at Auburn.

**The 2015 team set the program record for home runs in a season with 99.

» Auburn tied its single game record with six home runs versus California on Feb. 22. Both of Auburn's six home run games have come under Chris Malveaux. The six home runs are tied for the 16th most hit a single game this season by an NCAA Division I program.
 » Auburn has slugged multiple home runs in 14 of its 36 contests this season and are 11-3 across those games. Auburn has gone without a home run in only 11 contests in 2026.

MIGHT WANT TO WALK-ER

» One of the hottest bat in the Tiger lineup, McKaela Walker has been an absolute menace to opposing pitchers.
 » Over Auburn's last 20 games, Walker is the team leader in slugging percentage (.810), hits (21), RBI (26) and is tied for the lead in home runs with seven over that 20-game stretch.
 » In her three previous seasons at LSU, Walker hit just two home runs. The senior set a program record after slugging eight across her first month in an Auburn uniform. She also added a program record 1.000 slugging percentage across the month of February alone.

AT LSU (23-25)

2026

Batting Average	.187	.352
Hits	14	32
Doubles	2	6
Triples	1	2
Home Runs	2	10
Runs	21	32
RBI	17	34
Slugging Pct.	.320	.791
On-Base Pct.	.380	.500

ELL YEAH

» After a breakout freshman campaign at Rutgers, Ella Harrison picked up where she left off in her debut weekend in Orange and Blue.
 » She's earned a pair of ranked victories this season over No. 13 Clemson and No. 18 Oregon.
 » Harrison recorded an 11-strikeout performance in a complete game over her former Big Ten foe Penn State. It was her eighth 10+ strikeout game of her career. She is the first Tiger pitcher since Maddie Penta (5/18/24) to strike out 10 or more in a game.
 » Harrison has struck out 10 or more batters a total of three times this season. She set a season high with 13 strikeouts versus USC Upstate on March 10. She also struck out 10 in Auburn's home midweek finale versus South Alabama on March 25.
 » The right-hander hit a milestone on March 18 as her final strikeout, which ended the game and secured a 10-3 win over Jacksonville State, was the 300th of her collegiate career.
 » Harrison enters the weekend ranking second in the SEC in innings pitched (102.0) while also ranking third in starts (18) and complete games (9), sixth in strikeouts (107), seventh in appearances (22), ninth in victories (10) and 14th in strikeouts per seven innings (7.3).

STAR J'S SATURDAY

» Behind her standout Saturday doubleheader performance to secure Auburn's series win over Kentucky, SJ Geurin was named one of Softball America's Stars of the Week.
 » Geurin earned both victories in Saturday's doubleheader sweep of the Wildcats, helping Auburn open Southeastern Conference play with a series win for the first time since 2022. It also marked back-to-back series wins over Kentucky for the first time since 2018.
 » The Leander, Texas, native went the distance in the first game of Saturday's slate. After giving up a hit in the first inning, Geurin held Kentucky hitless over the next four frames, allowing Auburn to even the series with a 6-2 victory.
 » The rubber game was a marathon that featured a two-hour weather delay and took 13 innings to decide. After her complete-game effort earlier in the afternoon, Geurin returned to the circle in relief in the top of the ninth inning.
 » Geurin tossed 4.2 innings of scoreless relief and held the Wildcats to just two hits, giving the Tigers a chance to ultimately walk off the game in the 13th inning to secure the series win.
 » She closed the weekend with a 1.20 ERA, allowing

SCORE BY INNING

	1st	2nd	3rd	4th	5th	6th	7th	EXTRAS	Total
AUBURN	61	57	49	28	26	16	12	3	252
OPPONENTS	35	32	41	34	24	18	14	3	201

NOTEBOOK

just seven hits across 11.2 innings while holding the Wildcats to a .167 batting average. Geurin struck out six across her two appearances.

FEBRUARY FOR THE RECORD BOOKS

» Auburn's offense over the first month of the season has been one of the most powerful to grace the Plains since 2015 in terms of both team and individual performances.

» As a team, the Tigers set the program record for hits in the month of February with 204. The 2026 Tigers finished second behind the 2015 squad in runs scored, home runs, RBI and walks.

AUBURN FEBRUARY TEAM RECORDS

Hits	204	1st
Runs Scored	181	2nd
Home Runs	37	2nd
RBI	172	2nd
Walks	95	2nd
Slugging Percentage	.640	3rd
Doubles	37	3rd
Triples	7	3rd
Batting Average	.357	4th
On-Base Percentage	.455	4th

» Auburn's 16 wins in the month of February are tied for the fourth most in school history behind only 2015 (20), 2005 (18) and 2018 (17).

» Individually, Auburn turned in some massive performances that rewrote the record books, but none were bigger than the efforts from Kylie Shaw and McKaela Walker.

INDIVIDUAL FEBRUARY RECORDS SET

Kylie Shaw	1st	Walks	23
McKaela Walker	1st	Slugging Pct.	1.000
McKaela Walker	1st	Home Runs	8

» On top of her record for walks in the month, Shaw finished second behind only Tiffany Howard (2015) for the highest February on-base percentage with a mark of .628. Shaw also added the third most runs scored with 28 and tied her teammate Destiny Rodriguez for the third most hits recorded in the both as the duo both hit 28. Shaw also added the fourth highest February batting average by a Tiger at .467.

» Rodriguez also finished tied for third in most RBI recorded over the opening month with 25.

» Walker surpassed a pair of records that were set in 2015 with her slugging and home run performance in February. The outfielder also finished tied for third in triples with two. Sophomore AnnaLea Adams joined her with a pair of triples. Walker was also seventh in on-base percentage (.544), tied for seventh in runs scored (23) and tied for eighth in RBI (24) over the opening month.

» Ma'Nia Womack finished the month tied for the second most home runs (7) and also tied the seventh most runs scored (23) hit by a Tiger over the month.

» Ella Harrison closed the month with seven victories, which tied for the ninth most by a Tiger pitcher in February.

IT WAS DESTINY

» A change of scenery seemed like the perfect solution for senior infielder Destiny Rodriguez, who has exploded offensively in her first month as a Tiger. » Rodriguez has recorded a hit in 20 of her 28 starts this season. She only needed 16 games to slug five home runs, which matched her previous total across three seasons at Tennessee. She leads the team with 11 multi-hit contests. She had just four multi-RBI games in her three previous seasons at Tennessee. She has

recorded seven in an Auburn uniform.

	AT UT (23-25)	2026
Batting Average	.267	.352
Hits	67	32
Doubles	8	3
Home Runs	5	5
Runs	19	18
RBI	36	25
Slugging Pct.	.359	.549
On-Base Pct.	.383	.382

THE REBUILD

» The offseason featured a roster shakeup as the Tigers graduated nine seniors, eight of which were staples in the starting lineups. Combined with losses to the portal and other factors, the majority of the 2025 offense has been depleted and the rebuild begins as the Malveauxs curate a program fit for their culture. With 13 newcomers hungry to make their mark, they've got plenty of opportunity.

2025 OFFENSE LOST

	TOTAL	PERCENTAGE
At Bats	1235/1516	81.5%
Hits	329/413	79.7%
Home Runs	55/68	80.9%
Runs Scored	238/308	77.3%
RBI	215/274	78.5%

YEAR TWO BUMP

» Chris Malveaux is touted as one of the best offensive minds in college softball. It's proven by the jumps his offenses have made in his previous stops as both Tennessee and Missouri saw offensive growth in their second full season with Malveaux on staff

YEAR TWO UNDER CHRIS MALVEAUX

TENNESSEE	2022	2023	+/-
Batting Average	.280	.293	+13
Hits	432	442	+10
Runs	349	419	+70
RBI	327	377	+50
Home Runs	91	79	-12
Total Extra Base Hits	178	170	-8
Slugging Percentage	.519	.515	-4
On-Base Percentage	.395	.419	+24

MISSOURI	2019	2021*	+/-
Batting Average	.284	.320	+36
Hits	447	510	+63
Runs	313	382	+69
RBI	281	342	+61
Home Runs	64	91	+27
Total Extra Base Hits	157	184	+27
Slugging Percentage	.469	.552	+83
On-Base Percentage	.370	.402	+32

*The 2020 season shortened due to COVID-19

» The Tigers are hoping to seem similar offensive jumps in 2026.

AUBURN	2025	2026	+/-
Batting Average	.272	.321	+49
Hits	413	298	-115
Runs	308	252	-56
RBI	274	235	-39
Home Runs	68	50	-18
Total Extra Base Hits	137	116	-21
Slugging Percentage	.460	.563	+103
On-Base Percentage	.372	.429	+57

» Historically Auburn has only seen one head coach make jumps in the win column in their second season at the helm. Chris and Kate Malveaux are looking to join that elite company.

OVERALL WINS

HEAD COACH	YEAR 1	YEAR 2	+/-
Tina Deese	34	16	-18
Clint Myers	42	56	+14
Mickey Dean	41	39	-2
Chris & Kate Malveaux	35	23	-12

COMING IN CLUTCH

» When the pressure is on, these Tigers come up clutch at the plate. With the departure of several key starters, Auburn will be looking for new faces to step up in the big moments.

CAREER GAME-TYING & GAME-WINNING RBI IN 5TH INNING OR LATER

	GAME-TYING RBI	GAME-WINNING RBI	TOT.
AnnaLea Adams	3	3	6
Destiny Rodriguez	1	2	3
Alyssa Hastings	0	3	3
McKaela Walker	1	0	1
Haven Roebuck	1	0	1

PACK THE PLAINS

» With a sixth consecutive sellout of season tickets, Jane B. Moore Field is expected to be the place to be yet again for the 2026 season.

» Since the 2020 season, Auburn is one of eight teams that has accumulated over 278,000 in total attendance.

ACCUMULATED ATTENDANCE SINCE 2020

1. Alabama	631,708
2. Arkansas	434,305
3. Oklahoma	359,799
4. LSU	359,194
5. Arizona	348,131
6. Florida	289,850
7. Clemson	279,316
8. Auburn	278,857

» Auburn is eighth nationally in total accumulated attendance at 34,545. Auburn's average attendance number of 1,727 is good for 13th in the country.

DEEP DIVE: 2026 SCHEDULE

» The 2026 schedule does not provide any breaks for the Tigers as the group will be battled tested in both non-conference and SEC play.

» The Tigers are slated to face 10 opponents ranked in the NFCA Preseason Coaches Poll across 23 total games.

» Shrinking the margin even further, the Tigers will face five opponents ranked in the top 10 of the publication across 11 games.

» In total, Auburn will play 33 games against programs that finished in the top 50 of the 2025 RPI.

ROOKIE SEASON FOR THE BOOKS

» Forcing her way into the Tiger starting lineup last season, AnnaLea Adams cemented herself as one of the rising stars in the Southeastern Conference.

» The infielder from Liberty, Indiana returns for her sophomore campaign, expecting to be the Tigers starting first baseman and looking to pick up after her historic freshman seasons.

NOTEBOOK

ANNALEA ADAMS 2025 AWARDS & NUGGETS

- 2025 D1 Softball Second Team Freshman All-American
- 2025 NFCA All-Gulf Region First Team - first Auburn freshman to earn first team honors since Kasey Cooper (2014)
- 2025 All-SEC First Team selection - only Auburn freshman to ever earn first team honors from the conference
- Finished 15th overall in the SEC in batting average (.390), which was second highest among all SEC true freshmen
- Finished with the second highest batting average and third highest slugging percentage (.658) by an Auburn freshman
- Tied for fifth in Auburn freshman history in total hits (57)
- Tied for the third most RBI hit by a Tiger freshman in a season (41)
- Just the fourth Auburn freshman to hit 10+ home runs in a season
- Despite not playing in nine games, finished the season as the team leader in batting average and slugging percentage while ranking in the top three on the team in on-base percentage, hits, RBI, doubles and home runs
- Recorded a .392 batting average in SEC action, the highest mark ever by an Auburn freshman. It was the highest batting average in SEC play by any Tiger since Kasey Cooper hit .410 in 2016
- Just the fourth Auburn freshman to record 20 or more RBI in a conference season and the first to do so since Kasey Cooper (2014)

STAR-J

» After transferring from Oklahoma and with limited experience in the circle, no one could have predicted the impact SJ Geurin would have on Auburn's 2025 season success. The left-hander from Leander, Texas recorded 20+ wins and the bulk of Auburn's innings, earning the nickname Star-J from her teammates. Now with more depth around her, expect Geurin to be even more effective in 2026.

SJ GEURIN 2025 AWARDS & NUGGETS

- Led the SEC and finish second nationally in appearances after seeing action in 50 of Auburn's 59 games
- Tied Kristen Keyes (2002) for the program record for appearances in a season
- Finished fourth in the SEC in total wins (23)
- Just the 12th Auburn pitcher to record 20 or more wins in a season and finished her debut season tied for seventh overall for wins in a single season at Auburn
- Her four saves were the third most in the SEC and ranked tied for the seventh most recorded in a season at Auburn
- Credited for the win in 23 of Auburn's 35 total wins and secured the win in half of Auburn's SEC games in 2025

TALKING SEASON

» Preseason means talking season. Several Tigers new and returning are already making some early noise on preseason watch lists and teams.

ANNALEA ADAMS, SO., UTL

- Preseason All-SEC Team
- D1 Preseason D100 Players - No. 28
- D1 Softball Preseason Position Rankings - DP/UTL - No. 9

SJ GEURIN, JR., LHP

- D1 Preseason D100 Players - No. 95

AVA RATLIFF, FR., C

- D1 Softball D100 Freshman Watch List
- Softball America's SEC Freshman Watch List

HAVEN ROEBUCK, FR., INF

- D1 Softball D100 Freshman Watch List
- Softball America's SEC Freshman Watch List

DAIGLE WILSON, FR., UTL

- Softball America's SEC Freshman Watch List

» As a team, Auburn was selected to finish 12th overall in the annual Preseason SEC Coaches Poll, earning 55 total points. The Tigers edged out Ole Miss, Missouri and Kentucky. Texas was selected to win the league in the preseason vote.

TIGERS ON THE SMALL SCREEN

» Once again, the Tigers are going to be a staple on your television screens as Auburn was selected to appear in seven linear broadcasts for the 2026 season.

AUBURN'S 2026 LINEAR GAMES

- Feb. 7 | vs. Clemson | MLB Network
- March 15 | at Oklahoma | SEC Network
- April 5 | at Arkansas | SEC Network
- April 6 | at Arkansas | SEC Network
- April 11 | vs. Alabama | SEC Network
- April 26 | vs. Ole Miss | SEC Network
- May 2 | at LSU | SEC Network

» In addition to the two home linear broadcasts, all 25 additional home games will include digital broadcasts on the SEC Network+, guaranteeing some type of broadcast coverage for every single home game. » A total of 19 road or neutral games will have streaming coverage via GameChanger, FloCollege, SEC Network+ or ESPN+ bringing Auburn's total number of games receiving broadcast coverage in 2026 to 51 of 53 total games.

MALVEAUX MANIA

» Chris and Kate Malveaux were named co-head coaches of the Auburn Tigers on June 5, 2024. The duo came to the Plains after serving as assistant coaches at Tennessee, helping the Lady Volunteers to back-to-back Southeastern Conference regular season titles in 2023 and 2024. » Though just in their second season at the helm of the program, the dynamic duo have already made a major impact in changing the trajectory of the Tigers.

MALVEAUX COACHING HIGHLIGHTS

- Combined 25+ years of collegiate coaching experience
- Earned 10+ NCAA Postseason appearances, including a 2023 Women's College World Series berth
- Part of 14 championship teams, including helping Tennessee to the 2023 and 2024 SEC regular season title
- Coached 14 NFCA All-Americans during their tenures
- Led Auburn to an 11-0 start to the season, its best since 2018 (15-0)
- Auburn became the first team since Florida State (2019) to post a 6-0 record at the Shriners Children's Clearwater Invitational
- Clinched Auburn's first series in Lexington since 2016
- Coached AnnaLea Adams to Auburn's first All-SEC First Team honors won by Tiger freshman
- Led three Tigers NFCA All-Region honors in their tenure

- Finished in the top 10 in program history in nine offensive single-season team categories in 2025

PORTAL PICK-UPS

» With key needs in the starting lineup and help needed in the circle, the Tigers hit the transfer portal heavy to bolster the roster. In the process, Auburn secured some much needed SEC experience with transfers from LSU, Tennessee, Florida and Ole Miss.

AUBURN'S TRANSFER PORTAL CLASS

Name	Position	Class	Previous School
Ella Harrison	RHP	So.	Rutgers
Alyssa Hastings	INF	Jr.	Lipscomb
Abby Herndon	LHP	RFr.	Ole Miss
Destiny Rodriguez	INF	Sr.	Tennessee
Kylie Shaw	OF	So.	Florida
McKaela Walker	OF	Sr.	LSU

» The group has combined for two NFCA All-Region honor, three all-conference honors, two SEC Championships, eight postseason appearances and four trips to the Women's College World Series.

NEW KIDS ON THE BLOCK

» Seven true freshmen join Auburn for the 2026 campaign. The class ranked as the No. 10 signing class of 2025 and the seventh best class among all SEC teams by Rivals.

AUBURN'S TRUE FRESHMAN CLASS

Name	Position	Hometown
Delaney Aumua	INF	Livermore, California
Charley Butler	RHP	Tallahassee, Florida
Brityan Godfrey	C	Danville, Alabama
Melania Luostari	INF	Maple, Wisconsin
Ava Ratliff	C	Bedford, Indiana
Haven Roebuck	INF	Winterville, N.C.
Daigle Wilson	UTL	Orange Beach, Alabama

» The group has combined for four All-America selections, 18 All-State recognitions, four state championships, five conference Player/Pitcher of the Year awards and multiple national championships on the club softball scene.

A DECADE LATER: 2016 WCWS SQUAD

» A decade ago, Auburn softball completed the most successful season in program history, finishing the season with a 58-12 overall record and reaching the NCAA Women's College World Series finals for the first and still only time in school history. » Facing Oklahoma in the championship series, the Tigers staged the largest comeback in WCWS history, overcoming a 7-0 deficit to win 11-7 on a walk-off grand slam by Emily Carosone in the eighth inning. Auburn ultimately fell 2-1 in the decisive third game. » The 2016 season also saw the Tigers win their second consecutive SEC Tournament Championship, defeating LSU 7-1 in the title game. » Auburn's 58 wins set the program's single season record. » Several individual Tigers turned in record breaking performances in 2016. Kasey Cooper was named SEC Player of the Year and SEC Scholar Athlete of the Year. She set school records in home runs, RBI and slugging percentage. Emily Carosone was tabbed to the SEC Tournament MVP and was a key senior leader alongside Tiffany Howard and Jade Rhodes. Howard set the program record for hits in the season and famously made a home run rob catch over the wall in the WCWS finals. Cooper, Carosone and Rhodes all earned All-America honors that season. » Auburn will honor the 2016 team as part of its Alumni

NOTEBOOK

Weekend celebration during the Alabama series.

MILESTONE TRACKER

MILESTONE	PLAYER	HAS	NEEDS
200 Strikeouts	SJ Geurin	148	52
100 Hits	Destiny Rodriguez	99	1
100 Hits	AnnaLea Adams	89	13
100 RBI	Alyssa Hastings	75	25
100 RBI	AnnaLea Adams	71	29
100 RBI	Destiny Rodriguez	61	39
100 Runs	Alyssa Hastings	77	23

SEASON RECORDS

MOST SACRIFICE FLIES

TOT.	PLAYER	YEAR
1. 7	Emily Carosone	2015
7	Sara Dean	2015
3. 6	Lindsey Garcia	2022
4. 5	AnnaLea Adams	2026
5	Courtney Shea	2017
6. 4	Alyssa Hastings	2026
4	Destiny Rodriguez	2026
4	TEN OTHERS TIED	

CAREER RECORDS

MOST GAME FINISHED

TOT.	PLAYER	YEAR
6. 38	KK Dismukes	2020-22
7. 35	Lexi Davis	2013-16
35	Holly Currie	2004-07
9. 34	SJ Geurin	2025-Pr.
34	Kristen Keyes	2002-04

TEAM SEASON RECORDS

HIGHEST BATTING AVERAGE

TOT.	YEAR
1. .339 (606-1788)	2015
2. .321 (298-927)	2026
3. .317 (599-1888)	2016

HIGHEST SLUGGING PERCENTAGE

TOT.	YEAR
1. .572 (1788 AB)	2015
2. .563 (927 AB)	2026
3. .557 (1443 AB)	2022

HIGHEST ON-BASE PERCENTAGE

TOT.	YEAR
1. .460 (1788 AB)	2015
2. .337 (1888 AB)	2016
3. .429 (8927 AB)	2026
4. .423 (1585 AB)	2014

HIGHEST STOLEN BASE PCT.

TOT.	YEAR
6. .833 (75-90)	2024
.833 (70-84)	2009
8. .815 (22-27)	2026
9. .802 (69-86)	2019

MOST HOME RUNS

TOT.	YEAR
7. 66	2019
8. 64	2023
9. 51	2017
10. 50	2026

MOST SACRIFICE FLIES

TOT.	YEAR
1. 27	2015
2. 23	2026

APRIL RECORDS | INDIVIDUAL

BATTING AVERAGE (MIN. 50 AB)

TOT.	PLAYER	YEAR
1. .516	Mary Petrie (32-62)	2000
2. .455	Mary Petrie (25-55)	1998
3. .442	Morgan Estell (23-52)	2011
4. .436	Alyssa Rivera (24-55)	2017
5. .435	Paige Jones (20-46)	2005

SLUGGING PERCENTAGE (MIN. 50 AB)

TOT.	PLAYER	YEAR
1. .911	Bri Ellis (45 AB)	2022
2. .873	Kyndall White (55 AB)	2010
3. .871	Mary Petrie (62 AB)	2000
4. .848	Paige Jones (46 AB)	2005
5. .828	Mary Petrie (58 AB)	2001

ON BASE PERCENTAGE (MIN. 50 AB)

TOT.	PLAYER	YEAR
1. .583	Mary Petrie (62 AB)	2000
2. .561	Morgan Estell (52 AB)	2011
3. .524	Mary Petrie (55 AB)	1998
4. .493	Mary Petrie (58 AB)	2001
5. .490	Paige Jones (46 AB)	2005

RUNS SCORED

TOT.	PLAYER	YEAR
1. 19	Emily Carosone	2015
2. 19	Ashley Moore	2001
3. 18	Emily Carosone	2016
4. 17	Victoria Draper	2017
17	Tiffany Howard	2016
17	Jade Rhodes	2016
17	Tiffany Howard	2015
17	Morgan Estell	2013

HITS

TOT.	PLAYER	YEAR
1. 32	Mary Petrie	2000
2. 28	Ashley Moore	2001
28	Michelle Martin	2001
4. 25	Mary Petrie	1998
5. 24	Alyssa Rivera	2017

DOUBLES

TOT.	PLAYER	YEAR
1. 8	Emily Carosone	2015
2. 7	Morgan Estell	2011
7	Jen Kraemer	2000
4. 6	Carlee Wallace	2017
6	Deni Zeigler	2002
6	Marcella Passarelli	2000

TRIPLES

TOT.	PLAYER	YEAR
1. 8	Emily Carosone	2015
2. 7	Morgan Estell	2011
7	Jen Kraemer	2000
4. 6	Carlee Wallace	2017
6	Deni Zeigler	2002
6	Marcella Passarelli	2000

HOME RUNS

TOT.	PLAYER	YEAR
1. 8	Kyndall White	2010
8	Mary Petrie	2001
3. 6	Bri Ellis	2022
6	Kasey Cooper	2016
6	Brannndi Melero	2014
6	Paige Jones	2005
6	Mary Petrie	2000

RUNS BATTED IN

TOT.	PLAYER	YEAR
1. 25	Mary Petrie	2000
2. 20	Emily Carosone	2016
3. 19	Mary Petrie	1998
4. 18	Bri Ellis	2022
18	Kasey Cooper	2016
18	Brannndi Melero	2015
18	Brannndi Melero	2014

WINS

TOT.	PLAYER	YEAR
1. 8	Maddie Penta (8-1)	2023
8	Kristen Keyes (8-3)	2004
3. 7	Kaylee Carlson (7-2)	2017
7	Holly Currie (7-3)	2005
7	Kristen Keyes (7-3)	2003
7	Nicole Groves (7-2)	1999

INNINGS PITCHED

TOT.	PLAYER	YEAR
1. 70.2	Maddie Penta	2023
70.2	Kristen Keyes	2003
3. 69.0	Jennifer Lofton	2000
4. 68.1	Lily DuBois	2001
5. 65.2	Kaylee Carlson	2017
65.2	Kristen Keyes	2004

STRIKEOUTS

TOT.	PLAYER	YEAR
1. 90	Anna Thompson	2007
2. 87	Kristen Keyes	2003
3. 86	Maddie Penta	2023
4. 76	Maddie Penta	2022
5. 73	Maddie Penta	2024

NOTEBOOK

APRIL RECORDS | TEAM

BATTING AVERAGE

	TOT.	YEAR
1.	.365 (130-356)	2015
2.	.318 (110-346)	2002
3.	.314 (137-436)	2016
4.	.296 (128-432)	2005
5.	.293 (106-362)	2014

SLUGGING PERCENTAGE

	TOT.	YEAR
1.	.570 (356 AB)	2015
2.	.561 (421 AB)	2022
3.	.532 (436 AB)	2016
	.532 (432 AB)	2005
5.	.520 (346 AB)	2002

ON-BASE PERCENTAGE

	TOT.	YEAR
1.	.468 (356 AB)	2015
2.	.437 (346 AB)	2016
3.	.396 (362 AB)	2014
	.396 (346 AB)	2002
5.	.386 (318 AB)	2013

RUNS SCORED

	TOT.	YEAR
1.	134	2016
2.	103	2022
3.	102	2015
4.	95	2001
5.	87	2005

HITS

	TOT.	YEAR
1.	165	2001
2.	164	2000
3.	137	2016
4.	136	1998
5.	134	2011

DOUBLES

	TOT.	YEAR
1.	37	2000
2.	33	2011
3.	31	2001
4.	28	2002
5.	26	1998

TRIPLES

	TOT.	YEAR
1.	7	2022
	7	2005
3.	6	2017
4.	3	2012
	3	2007
	3	1999

HOME RUNS

	TOT.	YEAR
1.	26	2022
2.	24	2016
	24	2005
4.	21	2001
5.	20	2014

RUNS BATTED IN

	TOT.	YEAR
1.	119	2016
2.	91	2015
3.	89	2022
4.	82	2001
5.	78	2017

WINS

	TOT.	YEAR
1.	15 (15-2)	2016
2.	14 (14-3)	2017
3.	12 (12-5)	2005
	12 (12-8)	1997
5.	11 (11-6)	2022

AUBURN IN THE SEC

AUBURN'S SEC RANKINGS

Batting Average	.321 (8)
Double Plays	8 (14)
Double Plays per Game	.22 (14)
Doubles	58 (8)
Doubles per Game	1.61 (8)
Earned Run Average	4.44 (15)
Fielding Percentage	.950 (15)
Fewest Hit Batters	23 (12)
Hit by Pitch	28 (6)
Hits	298 (10)
Hits Allowed per Seven Innings	8.08 (15)
Home Runs	50 (7)
Home Runs per Game	1.39 (8)
On-Base Percentage	.429 (8)
RBI per Game	6.53 (8)
Runs Batted In	235 (8)
Scoring	7.00 (8)
Shutouts	1 (15)
Slugging Percentage	.563 (8)
Stolen Bases per Game	.61 (13)
Strikeout-to-Walk Ratio	1.95 (13)
Team Strikeouts per Seven Innings	5.80 (12)
Total Runs	252 (8)
Total Sacrifice Bunts	5 (11)
Total Sacrifice Flies	23 (1)
Total Stolen Bases	22 (14)
Triples	8 (6)
Triples per Game	0.22 (6)
WHIP	1.58 (15)
W/L Percentage	.639 (11)
Walks	164 (4)

INDIVIDUAL SEC RANKINGS

ANNALEA ADAMS	
1. Sacrifice Flies	5
ELLA HARRISON	
2. Innings Pitched	102.0
3. Complete Games	9
3. Games Started	18
6. Strikeouts	107
7. Pitching Appearances	22
9. Victories	10
12. Hit Batters	7
14. Strikeouts per Game	7.3
ALYSSA HASTINGS	
5. Sacrifice Flies	4
21. Batting Average	.424
ABBY HERNDON	
16. Pitching Appearances	19
DESTINY RODRIGUEZ	
5. Sacrifice Flies	4
HAVEN ROEBUCK	
2. Hit by Pitch	9
3. Assists per Game	2.00
3. Hit by Pitch per Game	0.25
4. Assists	72
36. Home Runs	7
KYLIE SHAW	
1. Walks per Game	1.08
3. On-Base Percentage	.582
11. Runs	41
13. Runs per Game	1.14
MCKAELA WALKER	
7. Walks per Game	0.76
18. Home Runs	10
18. Home Runs per Game	0.29
18. Slugging Percentage	.791
21. RBI per Game	1.00
22. RBI	34
25. Runs per Game	0.94
27. On-Base Percentage	.500
MA'NIA WOMACK	
18. Home Runs	10
22. Hit by Pitch	4
22. Home Runs per Game	0.28

2026 SEC STANDINGS

RANK	SCHOOL	SEC RECORD	PCT.	OVERALL RECORD	PCT.
1.	Texas	8-1	.889	31-2	.939
2.	Oklahoma	8-1	.889	35-3	.921
3.	Alabama	7-2	.778	33-2	.943
4.	Florida	9-3	.750	34-4	.895
5.	Georgia	6-3	.667	27-8	.771
6.	Texas A&M	6-3	.667	24-11	.686
7.	Tennessee	7-5	.583	30-5	.857
8.	Arkansas	5-4	.556	30-5	.857
9.	Mississippi State	4-5	.444	32-7	.821
10.	Missouri	4-5	.444	20-18	.526
11.	LSU	4-8	.333	23-12	.657
12.	Auburn	2-7	.222	23-13	.639
13.	South Carolina	2-7	.222	22-15	.595
14.	Ole Miss	2-10	.167	25-15	.625
15.	Kentucky	1-11	.083	22-16	.579

THIS WEEK IN THE SEC

TUESDAY, MARCH 31	
Kentucky 1, Miami [Ohio] 0	
Ole Miss 10, Memphis 0	
Missouri 8, Missouri State 5	
Oklahoma 12, Wichita State 3	
WEDNESDAY, APRIL 1	
Florida 8, Stetson 2	
Ole Miss 5, Central Arkansas 0	
THURSDAY, APRIL 2	
South Carolina vs. Tennessee	5 p.m.
Georgia vs. Texas A&M	6 p.m.
Texas vs. Alabama	6 p.m.
LSU vs. Missouri	6 p.m.
Kentucky vs. Oklahoma	6:30 p.m.
FRIDAY, APRIL 3	
LSU vs. Missouri	3 p.m.
Mississippi State vs. Florida	5 p.m.
South Carolina vs. Tennessee	5 p.m.
Georgia vs. Texas A&M	6 p.m.
Kentucky vs. Oklahoma	6:30 p.m.
Texas vs. Alabama	7:30 p.m.
SATURDAY, APRIL 4	
Mississippi State vs. Florida	10:30 a.m.
Kentucky vs. Oklahoma	11 a.m.
Georgia vs. Texas A&M	12:30 p.m.
LSU vs. Missouri	2:30 p.m.
Auburn vs. Arkansas	4 p.m.
South Carolina vs. Tennessee	4:30 p.m.
Texas vs. Alabama	5 p.m.
SUNDAY, APRIL 5	
Mississippi State vs. Florida	12 p.m.
Auburn vs. Arkansas	3 p.m.
MONDAY, APRIL 6	
Auburn vs. Arkansas	6 p.m.

AUBURN ACROSS THE COUNTRY

AUBURN'S NCAA RANKINGS

Batting Average	.321 (57)
Double Plays	8 (182)
Double Plays per Game	.22 (217)
Doubles	58 (45)
Doubles per Game	1.61 (68)
Earned Run Average	4.44 (143)
Fielding Percentage	.950 (243)
Fewest Hit Batters	23 (221)
Hit by Pitch	28 (47)
Hits	298 (55)
Hits Allowed per Seven Innings	8.08 (141)
Home Runs	50 (28)
Home Runs per Game	1.39 (32)
On-Base Percentage	.429 (28)
RBI per Game	6.53 (29)
Runs Batted In	235 (23)
Scoring	7.00 (34)
Shutouts	1 (180)
Slugging Percentage	.563 (29)
Stolen Bases per Game	.61 (237)
Strikeout-to-Walk Ratio	1.95 (57)
Team Strikeouts per Seven Innings	5.80 (50)
Total Runs	252 (25)
Total Sacrifice Bunts	5 (269)
Total Sacrifice Flies	23 (2)
Total Stolen Bases	22 (219)
Triples	8 (75)
Triples per Game	0.22 (104)
WHIP	1.58 (120)
W/L Percentage	.639 (64)
Walks	164 (9)

INDIVIDUAL NCAA RANKINGS

ANNALEA ADAMS

8. Sacrifice Flies 5

ELLA HARRISON

24. Games Started 18
 25. Complete Games 9
 26. Strikeouts 107
 39. Innings Pitched 102.0

ALYSSA HASTINGS

31. Sacrifice Flies 4

DESTINY RODRIGUEZ

31. Sacrifice Flies 4

HAVEN ROEBUCK

33. Hit by Pitch 9

KYLIE SHAW

3. Walks per Game 1.08
 14. On-Base Percentage .582
 35. Runs 41
 50. Runs per game 1.14

MCKAELA WALKER

44. Walks per Game 0.76

NFCA COACHES POLL

RK.	TEAM	RECORD
1.	Texas (20)	31-2
2.	Texas Tech (11)	34-2
3.	Oklahoma	34-3
4.	Alabama	33-2
5.	Florida	33-4
6.	Florida State	32-4
7.	Tennessee	30-5
8.	Nebraska	26-6
9.	Arkansas	30-5
10.	UCLA	29-5
11.	Virginia Tech	31-4
12.	Virginia	31-3
13.	Mississippi State	31-7
14.	Arizona	27-8
15.	Georgia	27-8
16.	Texas A&M	24-11
17.	Grand Canyon	36-2
18.	Oregon	26-9
19.	Oklahoma State	25-10
20.	Arizona State	28-9
21.	Washington	30-6
22.	LSU	23-12
23.	Duke	24-11
24.	Stanford	20-10
25.	South Carolina	22-14

RV: UCF, Louisville, Southeastern Louisiana, Belmont, North Carolina, **Clemson**

USA SOFTBALL POLL

RK.	TEAM	RECORD
1.	Texas (19)	31-2
2.	Texas Tech (5)	34-2
3.	Oklahoma	34-3
4.	Nebraska	26-6
5.	Alabama (1)	33-2
6.	Arkansas	30-5
7.	Florida	33-4
8.	Tennessee	30-5
9.	UCLA	29-5
10.	Florida State	32-4
11.	Georgia	27-8
12.	Virginia Tech	31-4
13.	Arizona	27-8
14.	Washington	30-6
15.	Texas A&M	24-11
16.	Mississippi State	31-7
17.	Virginia	31-3
18.	Oregon	26-9
19.	Duke	24-11
20.	LSU	23-12
21.	Oklahoma State	25-10
22.	Grand Canyon	36-2
23.	Arizona State	28-9
24.	Stanford	20-10
25.	UCF	24-10

RV: South Carolina, Louisville, **Clemson**, Boston, Belmont, **Ole Miss**, Indiana, **Jacksonville State**, **Missouri**

D1 SOFTBALL POLL

RK.	TEAM	RECORD
1.	Texas	31-2
2.	Texas Tech	34-2
3.	Oklahoma	34-3
4.	Alabama	33-2
5.	Nebraska	26-6
6.	Arkansas	30-5
7.	Florida	33-4
8.	Tennessee	30-5
9.	Florida State	32-4
10.	UCLA	29-5
11.	Virginia Tech	31-4
12.	Georgia	27-8
13.	Arizona	27-8
14.	Mississippi State	31-7
15.	Texas A&M	24-11
16.	Washington	30-6
17.	Virginia	31-3
18.	Duke	24-11
19.	Oklahoma State	25-10
20.	Oregon	26-9
21.	Grand Canyon	36-2
22.	LSU	23-12
23.	Arizona State	28-9
24.	UCF	28-10
25.	Stanford	20-10

RV: Boston, Louisville, South Carolina, Texas State, **Clemson**, **Ole Miss**, Purdue

SOFTBALL AMERICA POLL

RK.	TEAM	RECORD
1.	Texas	31-2
2.	Texas Tech	34-2
3.	Oklahoma	34-3
4.	Alabama	33-2
5.	Nebraska	26-6
6.	Arkansas	30-5
7.	Florida	33-4
8.	Florida State	32-4
9.	UCLA	29-5
10.	Georgia	27-8
11.	Tennessee	30-5
12.	Virginia	31-3
13.	Virginia Tech	31-4
14.	Arizona	27-8
15.	Mississippi State	31-7
16.	Oregon	26-9
17.	Texas A&M	24-11
18.	Washington	30-6
19.	Duke	24-11
20.	LSU	23-12
21.	UCF	28-10
22.	Arizona State	28-9
23.	Oklahoma State	25-10
24.	Grand Canyon	36-2
25.	Clemson	23-13

AU IN THE POLLS

WK	NFCA	USA	D1	SA	RPI
PRE	RV	RV	RV	NR	--
WK1	RV	RV	NR	NR	--
WK2	RV	RV	RV	NR	--
WK3	RV	RV	RV	NR	--
WK4	RV	RV	RV	NR	--
WK5	RV	RV	RV	24	18
WK6	NR	RV	NR	NR	22
WK7	NR	RV	NR	NR	20
WK8	NR	NR	NR	NR	30

AUBURN BY THE NUMBERS

UNDER THE MALVEAUXS

	2026	AT AUBURN
Overall	23-13	58-37
Home	14-6	33-15
Away	1-4	6-16
Neutral	8-3	19-6
vs. SEC	2-7	8-25
Series Game One	0-3	3-8
Series Game Two	1-2	2-9
Series Game Three	1-2	3-8
vs. Non-Conference	21-6	50-12
Day Games	15-8	42-23
Night Games	8-5	16-14
Extra Innings	1-1	5-3
vs. Left-Handed Starters	2-3	9-10
vs. Right-Handed Starters	21-10	49-27
Starter receives decision	13-11	26-27
Reliever receives decision	10-2	32-10
Starter goes 5+ innings	10-5	20-11
Starter goes less than 5 inn.	12-9	37-27
Scoring First	15-4	32-14
Opponent Scores First	8-9	26-23
Leading after 5 innings	14-1	36-6
Trailing after 5 innings	0-8	6-24
Tied after 5 innings	0-1	4-2
Leading after 6 innings	13-1	33-3
Trailing after 6 innings	0-8	4-23
Tied after 6 inning	1-0	7-3
vs. Ranked Opponents	2-6	8-28
vs. Top-10 Opponents	0-4	2-17
Shutouts	1-1	7-4
One-Run Games	6-1	20-8
Two-Run Games	0-1	3-4
Five+ Run Games	14-5	28-15
Scoring 0-2 Runs	2-5	9-16
Scoring 3-5 Runs	2-7	6-18
Scoring 6-9 Runs	7-0	22-2
Scoring 10+ Runs	12-1	21-1
Opponent Scores 0-2 Runs	7-0	25-0
Opponent Scores 3-5 Runs	14-2	22-15
Opponent Scores 6-9 Runs	2-6	9-10
Opponent Scores 10+ Runs	0-5	2-12
Out-Hit Opponent	21-1	43-4
Out-Hit by Opponent	1-12	11-29
Hits are Tied	1-0	4-4
Without Hitting a Homer	5-6	12-19
Hitting a Homer	18-7	46-18
Opponent Doesn't Hit a Homer	10-1	30-8
Opponent Hits a Homer	13-12	28-28
Errorless	6-2	24-10
Committing One Error	10-4	20-13
Committing 2+ errors	7-7	14-14
Opponent is errorless	8-7	18-20
BY JERSEY		
White	4-2	13-5
Navy	6-4	17-12
Orange	5-2	13-8
Gray	0-0	1-1
White Pinstripe	3-4	9-9
Navy Pinstripe	5-1	5-1
Teal	0-0	0-1
BY DAY OF WEEK		
Monday	1-0	1-1
Tuesday	1-0	1-1
Wednesday	2-0	7-2
Thursday	3-2	4-3
Friday	6-4	16-11
Saturday	7-5	19-11
Sunday	3-2	10-8
BY MONTH		
February	16-6	32-7
March	7-7	13-20
April	0-0	8-7
May	0-0	5-3
June	0-0	0-0

VERSUS CONFERENCE

SEC	2-7
Alabama	0-0
Arkansas	0-0
Florida	0-0
Kentucky	2-1
LSU	0-0
Missouri	0-3
Oklahoma	0-3
Ole Miss	0-0
ACC	3-3
Cal	1-0
Clemson	1-0
Notre Dame	1-0
Pitt	0-1
Virginia Tech	0-2
AMERICAN EAST	1-0
Binghamton	1-0
ATLANTIC SUN	0-1
North Florida	0-1
BIG SOUTH	2-0
USC Upstate	2-0
BIG TEN	4-2
Illinois	1-0
Michigan State	1-0
Oregon	1-0
Penn State	1-0
UCLA	0-1
Washington	0-1
BIG TWELVE	1-0
BYU	1-0
BIG WEST	1-0
Cal State Fullerton	1-0
COASTAL ATLANTIC	1-0
Campbell	1-0
CONFERENCE USA	1-0
Jacksonville State	1-0
MISSOURI VALLEY	2-0
Bradley	2-0
SOUTHWESTERN ATHLETIC	1-0
Florida A&M	1-0
SUN BELT	4-0
South Alabama	2-0
Troy	2-0

COME FROM BEHIND WINS [9]

DATE	OPPONENT	DEFICIT(S)	FINAL
Feb. 6	Michigan State	0-2	9-6
Feb. 8	Penn State	2-3	4-3
Feb. 13	Campbell	0-2	11-3
Feb. 26	Troy	0-1	8-7
Feb. 28	USC Upstate	0-1	13-5
March 7	Kentucky	0-1	6-2
March 7	Kentucky	0-1	6-5
March 18	Jacksonville St.	0-2	10-3
March 25	South Alabama	0-3	6-3

WALK-OFF WINS [5]

DATE	OPPONENT	SCORE (INN.)	GW PLAY
Feb. 8	Penn State	4-3 (7)	E6; Rodriguez scored
Feb. 12	Illinois	11-1 (5)	Rodriguez 1B, RBI
Feb. 13	Campbell	11-3 (5)	Hastings 2B, 1 RBI
Feb. 14	Bradley	13-5 (5)	Wilson 1B, RBI
March 7	Kentucky	6-5 (13)	Hastings 2B, 1 RBI

AUBURN VS. RANKED OPPONENTS

2026 RESULTS				BREAKDOWN			
DATE	OPPONENT	RANKING*	RESULT	YEAR	RECORD	RANKING	RECORD
Feb. 7	Clemson	13	W, 10-5	1997	2-6	1	3-17
Feb. 19	Oregon	18	W, 10-5	1998	1-11	2	3-16
Feb. 19	UCLA	9	L, 23-1	1999	0-8-1	3	4-21
Feb. 27	Virginia Tech	11	L, 5-9	2000	4-14	4	11-25
Feb. 28	Virginia Tech	11	L, 2-6	2001	2-12	5	3-11
Mar. 13	Oklahoma	6	L, 5-13 (6)	2002	5-13	6	7-29
Mar. 14	Oklahoma	6	L, 5-8	2003	1-15	7	6-12
Mar. 15	Oklahoma	6	L, 2-14 (5)	2004	11-12	8	8-18
				2005	8-8	9	4-12
				2006	5-12	10	3-19
				2007	0-12	11	13-19
				2008	5-14	12	16-18
				2009	3-15	13	16-20
				2010	2-17	14	6-18
				2011	7-14	15	15-15
				2012	4-14	16	12-15
				2013	2-10	17	4-6
				2014	10-14	18	12-14
				2015	22-9	19	7-12
				2016	19-11	20	5-11
				2017	13-10	21	5-16-1
				2018	9-11	22	3-1
				2019	7-17	23	7-3
				2020	2-7	24	4-10
				2021	6-16	25	2-7
				2022	5-13	TOTAL	179-365-1
				2023	7-10		
				2024	9-15		
				2025	6-19		
				2026	2-6		
				TOTAL	179-365-1		

*RANKINGS FROM NFCA COACHES POLL

AUBURN HITTING BY THE NUMBERS

HITTING

	2026	AT AUBURN
Adams Records Hit	18-6	40-23
Records Multi-Hit Game	5-2	15-6
Hits Home Run	3-2	11-4
Aumua Records Hit	9-3	9-3
Records Multi-Hit Game	2-0	2-0
Hits Home Run	3-1	3-1
Brockman Records Hit	4-2	12-7
Records Multi-Hit Game	3-1	5-1
Hits Home Run	1-0	2-0
Brit. Godfrey Records Hit	0-0	0-0
Records Multi-Hit Game	0-0	0-0
Hits Home Run	0-0	0-0
Hastings Records Hit	17-8	17-8
Records Multi-Hit Game	7-2	7-2
Hits Home Run	2-2	2-2
Lessmann Records Hit	1-0	2-0
Records Multi-Hit Game	0-0	1-0
Hits Home Run	0-0	0-0
Luostari Records Hit	0-0	0-0
Records Multi-Hit Game	0-0	0-0
Hits Home Run	0-0	0-0
Martin Records Hit	0-0	2-1
Records Multi-Hit Game	0-0	0-0
Hits Home Run	0-0	0-0
Ratliff Records Hit	9-4	9-4
Records Multi-Hit Game	2-1	2-1
Hits Home Run	0-1	0-1
Rodriguez Records Hit	13-7	13-7
Records Multi-Hit Game	9-2	9-2
Hits Home Run	4-1	4-1
Roebuck Records Hit	13-5	13-5
Records Multi-Hit Game	5-2	5-2
Hits Home Run	4-1	4-1
Shaw Records Hit	18-9	18-9
Records Multi-Hit Game	9-2	9-2
Hits Home Run	0-0	0-0
Stroud Records Hit	9-2	9-3
Records Multi-Hit Game	4-1	4-1
Hits Home Run	2-0	2-0
Walker Records Hit	17-5	17-5
Records Multi-Hit Game	8-0	8-0
Hits Home Run	7-1	7-1
Wilson Records Hit	7-2	7-2
Records Multi-Hit Game	0-0	0-0
Hits Home Run	0-1	0-1
Womack Records Hit	14-7	17-9
Records Multi-Hit Game	5-2	5-2
Hits Home Run	8-2	9-2

LEADING OFF

Kylie Shaw	21-12
McKaela Walker	2-1

HOME RUNS

CAREER DINGERS	SOLO	2R	3R	GS	TOTAL
Adams, AnnaLea	8	6	1	---	15
Walker, McKaela	3	3	3	3	12
Womack, Ma'Nia	2	7	3	---	12
Hastings, Alyssa	8	2	2	---	12
Rodriguez, Destiny	6	4	---	---	10
Roebuck, Haven	2	2	3	---	7
Brockman, Kylie	---	1	2	---	3
Aumua, Delaney	1	2	---	1	4
Stroud, Kyla	1	---	1	---	2
Ratliff, Ava	---	---	1	---	1
Wilson, Daigle	---	1	---	---	1

2026 BREAKDOWN

Total	50
At Jane B. Moore Field	25
On the Road	8
At Neutral Sites	17
vs. RHP	39
vs. LHP	11
w/0 Outs	22
w/1 Out	15
w/2 Outs	13
Solo	16
Two Run	19
Three Run	11
Grand Slam	4
Back-to-Back Jacks	1
Pinch-Hit Homer	1
Walk-Off	0
Opponent Total	35
Last HR Given Up	vs. Missouri (3/28/26)
Consecutive Games w/o Opp. HR (Season Long)	0 (2)

2026 TOUCH'EM ALL TRACKER

PLAYER	DATE	OPPONENT	ON-BASE	OUTS
1. Walker	Feb. 6	Michigan State	3	2
2. Adams	Feb. 7	Clemson	1	2
3. Adams	Feb. 7	Pitt	0	1
4. Rodriguez	Feb. 7	Pitt	0	0
5. Stroud	Feb. 12	Illinois	2	0
6. Hastings	Feb. 12	Illinois	0	0
7. Womack	Feb. 13	Bradley	1	0
8. Rodriguez	Feb. 13	Bradley	0	0
9. Roebuck	Feb. 13	Campbell	1	2
10. Brockman	Feb. 13	Campbell	2	2
11. Hastings	Feb. 13	Campbell	0	0
12. Rodriguez	Feb. 13	Campbell	1	1
13. Roebuck	Feb. 14	Bradley	2	1
14. Adams	Feb. 14	Bradley	1	1
15. Walker	Feb. 14	Bradley	0	2
16. Rodriguez	Feb. 14	Binghamton	2	1
17. Stroud	Feb. 14	Binghamton	0	0
18. Adams	Feb. 19	Oregon	2	1
19. Womack	Feb. 19	Oregon	2	1
20. Walker	Feb. 19	Oregon	0	0
21. Aumua	Feb. 19	UCLA	0	0
22. Womack	Feb. 20	BYU	1	0
23. Roebuck	Feb. 20	BYU	1	0
24. Rodriguez	Feb. 21	Cal State Fullerton	0	0
25. Walker	Feb. 22	California	1	0
26. Roebuck	Feb. 22	California	2	0
27. Roebuck	Feb. 22	California	0	0
28. Womack	Feb. 22	California	1	2
29. Walker	Feb. 22	California	2	1
30. Aumua	Feb. 22	California	1	1
31. Walker	Feb. 26	Troy	1	0
32. Womack	Feb. 26	Troy	1	2
33. Walker	Feb. 26	Troy	1	2
34. Walker	Feb. 27	Troy	3	2
35. Womack	Feb. 27	Virginia Tech	1	0
36. Ratliff	Feb. 27	Virginia Tech	2	2
37. Womack	Feb. 28	USC Upstate	0	0

PLAYER	DATE	OPPONENT	ON-BASE	OUTS
38. Womack	March 7	Kentucky	1	2
39. Roebuck	March 13	Oklahoma	2	0
40. Womack	March 13	Oklahoma	0	1
41. Roebuck	March 13	Oklahoma	0	1
42. Hastings	March 14	Oklahoma	1	0
43. Womack	March 14	Oklahoma	1	0
44. Adams	March 14	Oklahoma	0	2
45. Wilson	March 15	Oklahoma	1	0
46. Aumua	March 17	South Alabama	3	1
47. Womack	March 18	Jacksonville State	2	1
48. Walker	March 18	Jacksonville State	3	2
49. Aumua	March 23	Florida A&M	1	0
50. Hastings	March 28	Missouri	0	1

MULTIPLE-HIT GAMES	2	3	4	5+	2026	CAREER
Destiny Rodriguez	10	1	-	-	11	24
Kylie Shaw	9	2	-	-	11	11
Alyssa Hastings	5	3	1	-	9	39
McKaela Walker	6	2	-	-	8	9
AnnaLea Adams	6	1	-	-	7	21
Haven Roebuck	5	2	-	-	7	7
Ma'Nia Womack	6	-	-	-	6	7
Kyla Stroud	5	-	-	-	5	5
Kylie Brockman	3	1	-	-	4	7
Ava Ratliff	3	-	-	-	3	3
Delaney Aumua	1	1	-	-	2	2
Georgia Lessmann	-	-	-	-	0	1

TEAM	59	13	1	0	73	136
MULTIPLE-RBI GAMES	2	3	4	5+	2026	CAREER
Ma'Nia Womack	5	4	-	-	9	11
McKaela Walker	2	-	3	2	7	12
AnnaLea Adams	6	-	-	1	7	20
Destiny Rodriguez	5	1	-	1	7	11
Haven Roebuck	2	-	3	1	6	6
Kyla Stroud	3	2	-	-	5	6
Alyssa Hastings	4	1	-	-	5	20
Ava Ratliff	2	1	1	-	4	4
Kylie Brockman	1	1	1	-	3	6
Delaney Aumua	1	1	-	1	3	3
Daigle Wilson	2	-	-	-	2	2

TEAM	33	11	8	6	58	101
HITTING STREAKS	CURRENT	2026	CAREER			
McKaela Walker	0	11	11			
Destiny Rodriguez	0	10	10			
Kylie Shaw	4	9	9			
Alyssa Hastings	2	8	20			
AnnaLea Adams	1	6	11			
Haven Roebuck	0	5	5			
Kylie Brockman	0	5	5			
Ma'Nia Womack	1	5	5			
Daigle Wilson	0	4	4			
Ava Ratliff	1	3	3			
Delaney Aumua	0	3	3			
Kyla Stroud	1	3	3			
Georgia Lessmann	1	1	1			
Thalia Martin	0	---	1			

REACHED BASE	CURRENT	2026	CAREER
Kylie Shaw	9	26	26
McKaela Walker	1	12	12
Alyssa Hastings	2	11	35
Destiny Rodriguez	0	10	10
Haven Roebuck	1	9	9
Ma'Nia Womack	1	8	8
AnnaLea Adams	1	7	11
Daigle Wilson	0	5	5
Kylie Brockman	0	5	6
Ava Ratliff	5	5	5
Delaney Aumua	0	4	4
Kyla Stroud	1	4	4
Georgia Lessmann	1	1	1
Thalia Martin	1	1	2

2026 RESULTS

OVERALL RECORD: 23-13 | SEC: 2-7 | HOME: 14-6 | AWAY: 1-4 | NEUTRAL: 8-3

Date	Opponent	W/L	SCORE	INNINGS	OVERALL	SEC	PITCHER OF RECORD	ATTENDANCE	TIME
Feb. 4	at North Florida	L	3-11	5	0-1-0	0-0-0	A. Herndon (L, 0-1)	255	2:25
Feb. 6	! vs. Notre Dame	W	5-4	7	1-1-0	0-0-0	S. Geurin (W, 1-0)	736	2:23
Feb. 6	! vs. Michigan State	W	9-6	7	2-1-0	0-0-0	M. Tamborra (W, 1-0)	635	2:29
Feb. 7	! vs. #13 Clemson	W	10-5	7	3-1-0	0-0-0	E. Harrison (W, 1-0)	543	2:39
Feb. 7	! vs. Pitt	L	11-12	(9)	3-2-0	0-0-0	S. Geurin (L, 1-1)	234	3:22
Feb. 8	! vs. Penn State	W	4-3	7	4-2-0	0-0-0	E. Harrison (W, 2-0)	667	2:04
Feb. 12	@ ILLINOIS	W	8-0	5	5-2-0	0-0-0	E. Harrison (W, 3-0)	1,566	1:59
Feb. 13	@ BRADLEY	W	14-3	5	6-2-0	0-0-0	Bl. Godfrey (W, 1-0)	1,699	1:32
Feb. 13	@ CAMPBELL	W	11-3	5	7-2-0	0-0-0	E. Harrison (W, 4-0)	1,699	1:58
Feb. 14	@ BRADLEY	W	13-5	5	8-2-0	0-0-0	A. Herndon (W, 1-1)	1,853	2:03
Feb. 14	@ BINGHAMTON	W	11-1	5	9-2-0	0-0-0	S. Geurin (W, 2-1)	1,853	1:39
Feb. 19	# vs. No. 18 Oregon	W	10-5	7	10-2-0	0-0-0	E. Harrison (W, 5-0)	1,342	2:52
Feb. 19	# vs. No. 9 UCLA	L	1-23	5	10-3-0	0-0-0	E. Harrison (L, 5-1)	1,342	2:12
Feb. 20	# vs. BYU	W	10-1	5	11-3-0	0-0-0	E. Harrison (W, 6-1)	375	1:34
Feb. 21	# vs. Washington	L	2-5	7	11-4-0	0-0-0	S. Geurin (L, 2-2)	1,491	2:24
Feb. 21	# vs. Cal State Fullerton	W	2-1	7	12-4-0	0-0-0	E. Harrison (W, 7-1)	1,833	1:51
Feb. 22	# vs. California	W	19-5	5	13-4-0	0-0-0	A. Herndon (W, 2-1)	426	2:00
Feb. 26	\$ TROY	W	8-7	7	14-4-0	0-0-0	A. Herndon (W, 3-1)	1,526	2:29
Feb. 27	\$ TROY	W	10-4	7	15-4-0	0-0-0	A. Herndon (W, 4-1)	1,730	2:14
Feb. 27	\$ No. 11 VIRGINIA TECH	L	5-9	7	15-5-0	0-0-0	E. Harrison (L, 7-2)	1,730	2:41
Feb. 28	\$ No. 11 VIRGINIA TECH	L	2-6	7	15-6-0	0-0-0	S. Geurin (L, 2-3)	1,947	2:29
Feb. 28	\$ USC UPSTATE	W	13-5	5	16-6-0	0-0-0	Bl. Godfrey (W, 2-0)	1,947	1:47
March 1	\$ USC UPSTATE	W	2-1	7	17-6-0	0-0-0	E. Harrison (W, 8-2)	1,768	2:00
March 6	* KENTUCKY	L	3-8	7	17-7-0	0-1-0	E. Harrison (L, 8-3)	1,629	2:18
March 7	* KENTUCKY-1	W	6-2	7	18-7-0	1-1-0	S. Geurin (W, 3-3)	1,716	2:23
March 7	* KENTUCKY-2	W	6-5	(13)	19-7-0	2-1-0	S. Geurin (W, 4-3)	1,716	4:00
March 13	* at No. 6 Oklahoma	L	5-13	6	19-8-0	2-2-0	A. Herndon (L, 4-2)	4,046	2:18
March 14	* at No. 6 Oklahoma	L	5-8	7	19-9-0	2-3-0	E. Harrison (L, 8-4)	4,390	2:21
March 15	* at No. 6 Oklahoma	L	2-14	5	19-10-0	2-4-0	A. Herndon (L, 4-3)	3,914	2:20
March 17	at South Alabama	W	11-2	5	20-10-0	2-4-0	S. Geurin (W, 5-3)	693	1:47
March 18	JACKSONVILLE ST.	W	10-3	7	21-10-0	2-4-0	E. Harrison (W, 9-4)	1,563	2:17
March 23	FLORIDA A&M	W	8-3	7	22-10-0	2-4-0	M. Tamborra (W, 2-0)	1,523	2:06
March 25	SOUTH ALABAMA	W	6-3	7	23-10-0	2-4-0	E. Harrison (W, 10-4)	1,581	2:00
March 27	* MISSOURI	L	0-3	7	23-11-0	2-5-0	E. Harrison (L, 10-5)	1,809	2:03
March 28	* MISSOURI	L	3-6	7	23-12-0	2-6-0	S. Geurin (L, 5-4)	1,859	2:23
March 29	* MISSOURI	L	4-6	7	23-13-0	2-7-0	A. Herndon (L, 4-4)	1,822	2:30

() EXTRA INNINGS GAME | * - Southeastern Conference Game | ! -NFCA Leadoff Classic (Clearwater, Fla.)

@ - War Eagle Classic (Auburn, Ala.) | # - Mary Nutter Collegiate Classic (Cathedral City, Calif.) | \$ - Jane B. Moore Memorial (Auburn, Ala.)

2026 OVERALL STATISTICS



2026 Auburn Softball
Overall Statistics for Auburn (as of Mar 29, 2026)
(All games Sorted by Batting avg)



Record: 23-13 Home: 14-6 Away: 1-4 Neutral: 8-3 SEC: 2-7

Player	avg	gp-gs	ab	r	h	2b	3b	hr	rbi	tb	slg%	bb	hp	so	gdp	ob%	sf	sh	sb-att	po	a	e	fld%	
20 Alyssa Hastings	.424	36-36	92	19	39	8	0	4	21	59	.641	14	2	8	1	.491	4	2	1-1	35	59	7	.931	
7 Kylie Shaw	.404	36-36	99	41	40	8	1	0	4	50	.505	39	3	22	0	.582	0	2	7-7	46	1	2	.959	
27 McKaela Walker	.352	34-34	91	32	32	6	2	10	34	72	.791	26	3	14	2	.500	2	0	2-2	20	0	1	.952	
34 Destiny Rodriguez	.352	28-28	91	18	32	3	0	5	25	50	.549	6	1	8	3	.382	4	0	1-1	34	32	8	.892	
14 AnnaLea Adams	.308	36-36	104	22	32	7	2	5	30	58	.558	15	3	20	2	.394	5	0	0-0	218	4	8	.965	
22 Haven Roebuck	.289	36-36	97	27	28	8	1	7	26	59	.608	14	9	16	0	.421	1	0	0-0	30	72	8	.927	
2 Ma'Nia Womack	.252	36-36	107	32	27	2	1	10	30	61	.570	17	4	18	0	.372	1	1	6-8	62	1	3	.955	
12 Ava Ratliff	.219	31-29	73	7	16	4	0	1	14	23	.315	11	0	15	2	.318	1	0	0-0	144	10	2	.987	

5 Georgia Lessmann	1.000	29-0	1	15	1	0	0	0	0	1	1.000	0	0	0	0	1.000	0	0	0-2	0	0	0	.000	
21 Kylie Brockman	.379	10-8	29	4	11	2	0	1	13	16	.552	2	0	5	1	.394	2	0	0-0	49	5	0	1.000	
43 Delaney Aumua	.313	28-14	48	9	15	4	0	4	15	31	.646	7	0	10	1	.393	1	0	0-0	20	0	1	.952	
36 Kyla Stroud	.308	28-23	52	7	16	5	1	2	16	29	.558	8	1	16	0	.397	2	0	0-1	0	0	0	.000	
4 Daigle Wilson	.265	24-8	34	11	9	1	0	1	7	13	.382	4	2	10	0	.375	0	0	4-4	23	21	4	.917	
3 Melania Luostari	.000	6-0	6	0	0	0	0	0	0	0	.000	0	0	4	0	.000	0	0	0-0	0	0	0	.000	
18 Brityan Godfrey	.000	2-0	2	0	0	0	0	0	0	0	.000	0	0	0	0	.000	0	0	0-0	3	0	0	1.000	
1 Thalia Martin	.000	18-0	1	8	0	0	0	0	0	0	.000	1	0	0	0	.500	0	0	1-1	5	0	0	1.000	
Totals	.321	36	927	252	298	58	8	50	235	522	.563	164	28	166	12	.429	23	5	22-27	691	237	49	.950	
Opponents	.276	36	963	201	266	43	13	35	180	440	.457	98	23	191	4	.353	11	10	42-45	661	191	34	.962	

LOB - Team (236), Opp (215). DPs turned - Team (8), Opp (15). Picked off - D. Rodriguez 1.

(All games Sorted by Earned run avg)

Player	era	w-l	app	gs	cg	sho	sv	ip	h	r	er	bb	so	2b	3b	hr	b/avg	wp	hp	bk	sfa	sha
13 Ella Harrison	3.77	10-5	22	18	9	1/0	1	102.0	99	72	55	45	107	15	3	11	.239	18	7	0	1	4
85 SJ Geurin	4.13	5-4	15	9	2	0/0	1	57.2	67	43	34	20	30	11	3	10	.284	2	8	0	3	4

24 Malayna Tamborra	3.60	2-0	10	1	0	0/0	0	11.2	17	14	6	4	7	7	1	2	.304	1	0	0	0	0
19 Blayne Godfrey	4.34	2-0	6	1	0	0/0	0	9.2	9	8	6	4	8	2	0	1	.250	2	2	0	1	0
41 Abby Herndon	6.28	4-4	19	6	0	0/0	0	35.2	49	39	32	14	26	7	4	7	.314	2	5	0	2	1
10 Charley Butler	6.66	0-0	10	1	0	0/0	0	13.2	25	25	13	11	13	1	2	4	.391	3	1	0	4	1
Totals	4.44	23-13	36	36	11	1/0	2	230.1	266	201	146	98	191	43	13	35	.276	28	23	0	11	10
Opponents	6.64	13-23	36	36	4	1/1	3	220.1	298	252	209	164	166	58	8	50	.321	23	28	0	23	5

PB - Team (12), A. Ratliff 11, K. Brockman 1, Opp (13). Pickoffs - Team (0), Opp (1). SBA/ATT - A. Ratliff (34-37), E. Harrison (22-23), S. Geurin (7-9), K. Brockman (8-8), A. Herndon (8-8), C. Butler (3-3), Bl. Godfrey (2-2).

2026 CONFERENCE STATISTICS



2026 Auburn Softball
Conference statistics for Auburn (as of Mar 29, 2026)
(SEC games only Sorted by Batting avg)



Record: 2-7 Home: 2-4 Away: 0-3 SEC: 2-7

Player	avg	gp-gs	ab	r	h	2b	3b	hr	rbi	tb	slg%	bb	hp	so	gdp	ob%	sf	sh	sb-att	po	a	e	fld%	
20 Alyssa Hastings	.375	9-9	32	4	12	3	0	2	5	21	.656	3	0	2	0	.429	0	0	0-0	9	19	1	.966	
7 Kylie Shaw	.310	9-9	29	5	9	3	0	0	1	12	.414	7	0	9	0	.444	0	0	1-1	16	0	1	.941	
43 Delaney Aumua	.238	8-7	21	4	5	2	0	0	1	7	.333	2	0	7	1	.304	0	0	0-0	0	0	0	.000	
2 Ma'Nia Womack	.231	9-9	26	5	6	0	0	2	4	12	.462	1	2	6	0	.310	0	0	0-1	22	0	1	.957	
22 Haven Roebuck	.200	9-9	25	4	5	2	0	2	4	13	.520	3	2	7	0	.333	0	0	0-0	8	16	0	1.000	
14 AnnaLea Adams	.179	9-9	28	1	5	1	0	1	4	9	.321	2	0	8	0	.219	2	0	0-0	63	1	0	1.000	
27 McKaela Walker	.167	9-9	24	4	4	1	0	1	3	8	.333	7	1	4	2	.353	2	0	1-1	5	0	1	.833	
12 Ava Ratliff	.150	9-9	20	0	3	1	0	0	3	4	.200	5	0	3	1	.320	0	0	0-0	44	2	1	.979	

34 Destiny Rodriguez	.235	5-5	17	0	4	0	0	0	0	4	.235	0	0	2	0	.235	0	0	0-0	10	3	1	.929	
4 Daigle Wilson	.231	6-4	13	2	3	0	0	1	3	6	.462	0	0	3	0	.231	0	0	1-1	12	11	2	.920	
36 Kyla Stroud	.222	5-2	9	0	2	1	0	0	0	3	.333	1	0	4	0	.300	0	0	0-0	0	0	0	.000	
5 Georgia Lessmann	.000	7-0	0	5	0	0	0	0	0	0	.000	0	0	0	0	.000	0	0	0-0	0	0	0	.000	
1 Thalia Martin	.000	3-0	0	0	0	0	0	0	0	0	.000	0	0	0	0	.000	0	0	0-0	0	0	0	.000	
Totals	.238	9	244	34	58	14	0	9	28	99	.406	31	5	55	4	.331	4	0	3-4	190	59	10	.961	
Opponents	.296	9	270	65	80	13	6	15	64	150	.556	28	9	44	1	.379	2	4	17-17	193	49	6	.976	

LOB - Team (57), Opp (58). DPs turned - Team (1), Opp (5).

(SEC games only Sorted by Earned run avg)

Player	era	w-l	app	gs	cg	sho	sv	ip	h	r	er	bb	so	2b	3b	hr	b/avg	wp	hp	bk	sfa	sha
85 SJ Geurin	3.39	2-1	5	2	1	0/0	0	20.2	19	13	10	6	8	3	2	3	.238	1	3	0	1	1
13 Ella Harrison	6.61	0-3	6	5	2	0/0	0	29.2	38	31	28	17	25	7	2	7	.297	6	4	0	0	1

24 Malayna Tamborra	0.00	0-0	1	0	0	0/0	0	0.1	0	0	0	0	0	0	0	0	.000	0	0	0	0	0
10 Charley Butler	6.30	0-0	2	0	0	0/0	0	3.1	6	3	3	0	2	0	0	1	.400	0	0	0	1	1
19 Blayne Godfrey	7.00	0-0	1	0	0	0/0	0	1.0	0	1	1	1	1	0	0	0	.000	0	0	0	0	0
41 Abby Herndon	11.76	0-3	6	2	0	0/0	0	8.1	17	17	14	4	8	3	2	4	.395	0	2	0	0	1
Totals	6.19	2-7	9	9	3	0/0	0	63.1	80	65	56	28	44	13	6	15	.296	7	9	0	2	4
Opponents	3.16	7-2	9	9	0	1/1	3	64.1	58	34	29	31	55	14	0	9	.238	3	5	0	4	0

PB - Team (2), A. Ratliff 2, Opp (3). SBA/ATT - A. Ratliff (17-17), E. Harrison (10-10), S. Geurin (3-3), A. Herndon (2-2), C. Butler (2-2).

2026 TEAM HITTING LEADERS

BATTING AVERAGE

1.	Alyssa Hastings	.424
2.	Kylie Shaw	.404
3.	McKaela Walker	.352
	Destiny Rodriguez	.352
5.	AnnaLea Adams	.308

RUNS SCORED

1.	Kylie Shaw	41
2.	McKaela Walker	32
	Ma'Nia Womack	32
4.	Haven Roebuck	27
5.	AnnaLea Adams	22

DOUBLES

1.	Alyssa Hastings	8
	Haven Roebuck	8
	Kylie Shaw	8
4.	AnnaLea Adams	7
5.	McKaela Walker	6

TOTAL BASES

1.	McKaela Walker	72
2.	Ma'Nia Womack	61
3.	Haven Roebuck	59
	Alyssa Hastings	59
5.	AnnaLea Adams	58

SAC BUNTS

1.	Alyssa Hastings	2
	Kylie Shaw	2
3.	Ma'Nia Womack	1

SLUGGING PCT.

1.	McKaela Walker	.791
2.	Alyssa Hastings	.641
3.	Haven Roebuck	.608
4.	Ma'Nia Womack	.570
5.	AnnaLea Adams	.558

HITS

1.	Kylie Shaw	40
2.	Alyssa Hastings	39
3.	Destiny Rodriguez	32
	McKaela Walker	32
	AnnaLea Adams	32

TRIPLES

1.	McKaela Walker	2
	AnnaLea Adams	2
3.	Four tied at ...	1

WALKS

1.	Kylie Shaw	39
2.	McKaela Walker	26
3.	Ma'Nia Womack	17
4.	AnnaLea Adams	15
5.	Two tied at ...	14

SAC FLIES

1.	AnnaLea Adams	5
2.	Destiny Rodriguez	4
	Alyssa Hastings	4
4.	Three tied at ...	2

ON BASE PCT.

1.	Kylie Shaw	.582
2.	McKaela Walker	.500
3.	Alyssa Hastings	.491
4.	Haven Roebuck	.421
5.	AnnaLea Adams	.394

RUNS BATTED IN

1.	McKaela Walker	34
2.	Ma'Nia Womack	30
	AnnaLea Adams	30
4.	Haven Roebuck	26
5.	Destiny Rodriguez	25

HOME RUNS

1.	McKaela Walker	10
	Ma'Nia Womack	10
3.	Haven Roebuck	7
4.	Destiny Rodriguez	5
	AnnaLea Adams	5

HIT BY PITCH

1.	Haven Roebuck	9
2.	Ma'Nia Womack	4
3.	Kylie Shaw	3
	AnnaLea Adams	3
	McKaela Walker	3

STOLEN BASES

1.	Kylie Shaw	7
2.	Ma'Nia Womack	6
3.	Daigle Wilson	4
4.	McKaela Walker	2
4.	Three tied at ...	1

2026 TEAM PITCHING LEADERS

ERA

1.	Ella Harrison	3.77
2.	SJ Geurin	4.13

WINS

1.	Ella Harrison	10
2.	SJ Geurin	5
3.	Abby Herndon	4
4.	Blayne Godfrey	2
	Malayna Tamborra	2

STRIKEOUTS

1.	Ella Harrison	107
2.	SJ Geurin	30
3.	Abby Herndon	26
4.	Charley Butler	13
5.	Blayne Godfrey	8

GAMES STARTED

1.	Ella Harrison	18
2.	SJ Geurin	9
3.	Abby Herndon	6
4.	Three tied at ...	1

OPP. BATTING AVG.

1.	Ella Harrison	.239
2.	SJ Geurin	.284

SAVES

1.	SJ Geurin	1
	Ella Harrison	1

SO LOOKING

1.	Ella Harrison	26
2.	Abby Herndon	9
3.	SJ Geurin	8
4.	Charley Butler	3
5.	Malayna Tamborra	1

GAMES FINISHED

1.	Charley Butler	7
	Abby Herndon	7
3.	SJ Geurin	4
4.	Ella Harrison	3
	Malayna Tamborra	3

WIN-LOSS PCT.

1.	Ella Harrison	.667
2.	SJ Geurin	.556

INNINGS PITCHED

1.	Ella Harrison	102.0
2.	SJ Geurin	57.2

APPEARANCES

1.	Ella Harrison	22
2.	Abby Herndon	19
3.	SJ Geurin	15
4.	Malayna Tamborra	10
	Charley Butler	10

GAMES IN RELIEF

1.	Abby Herndon	11
2.	Malayna Tamborra	9
3.	Charley Butler	8
4.	SJ Geurin	5
	Blayne Godfrey	5

2026 TEAM FIELDING LEADERS

FIELDING PCT.

1.	Kylie Brockman	1.000
	Thalia Martin	1.000
	Brityan Godfrey	1.000
4.	Ava Ratliff	.987
5.	AnnaLea Adams	.965

PUTOUTS

1.	AnnaLea Adams	218
2.	Ava Ratliff	144
3.	Ma'Nia Womack	62
4.	Kylie Brockman	49
5.	Kylie Shaw	46

ASSISTS

1.	Haven Roebuck	72
2.	Alyssa Hastings	59
3.	Destiny Rodriguez	32
4.	Daigle Wilson	21
5.	Ella Harrison	11

AUBURN HITTING BY OPPONENT

OPPONENT	G	W-L	AVG.	R	H	2B	3B	HR	BB	SO	SB-ATT	SLG	OBP
North Florida	1	0-1	.286	3	6	0	1	0	6	4	0-0	.381	.444
Notre Dame	1	1-0	.269	5	7	1	2	0	4	5	1-2	.462	.406
Michigan State	1	1-0	.367	9	11	3	0	1	4	3	0-1	.567	.444
Clemson	1	1-0	.419	10	13	3	0	1	4	4	1-1	.613	.486
Pittsburgh	1	0-1	.357	11	15	3	0	2	3	5	0-0	.571	.413
Penn State	1	1-0	.276	4	8	4	0	0	2	10	0-0	.414	.333
Illinois	1	1-0	.423	8	11	3	0	2	2	2	3-3	.769	.483
Bradley	2	2-0	.451	27	23	7	0	5	10	4	5-5	.882	.545
Campbell	1	1-0	.458	11	11	2	0	4	1	2	1-1	1.042	.481
Binghamton	1	1-0	.565	11	13	2	1	2	4	3	0-0	1.000	.600
Oregon	1	1-0	.400	10	14	4	0	3	6	11	0-0	.771	.512
UCLA	1	0-1	.250	1	5	0	1	1	1	4	0-0	.500	.318
BYU	1	1-0	.500	10	9	1	0	2	6	1	0-1	.889	.577
Washington	1	0-1	.185	2	5	0	0	0	3	6	0-0	.185	.290
Cal State Fullerton	1	1-0	.182	2	4	0	0	1	2	4	1-1	.318	.250
California	1	1-0	.444	19	12	1	0	6	7	2	0-0	1.148	.568
Troy	2	2-0	.298	18	14	1	1	4	13	10	1-1	.617	.452
Virginia Tech	2	0-2	.231	7	12	0	0	2	11	17	0-0	.346	.375
USC Upstate	2	2-0	.381	15	16	2	2	1	12	2	0-0	.595	.500
Kentucky	3	2-1	.273	15	27	11	0	1	15	19	2-2	.414	.368
Oklahoma	3	0-3	.217	12	15	1	0	7	5	18	0-1	.536	.299
South Alabama	2	2-0	.279	17	12	3	0	1	15	8	2-2	.419	.492
Jacksonville State	1	1-0	.391	10	9	3	0	2	8	4	1-1	.783	.531
Florida A&M	1	1-0	.417	8	10	1	0	1	7	0	3-4	.583	.515
Missouri	3	0-3	.211	7	16	2	0	1	11	18	1-1	.276	.311
Arkansas													
Alabama													
Florida													
Troy													
Ole Miss													
LSU													

AUBURN HITTING BY MONTH

MONTH	G	W-L	AVG.	R	H	2B	3B	HR	BB	SO	SB-ATT	SLG	OBP
February	22	16-6	.357	181	204	37	7	37	95	98	13-16	.640	.455
March	14	7-7	.265	71	94	21	1	13	69	68	9-11	.439	.388
April													
May													
June													

AUBURN HITTING BY SITE

SITE	G	W-L	AVG.	R	H	2B	3B	HR	BB	SO	SB-ATT	SLG	OBP
Home	20	14-6	.331	143	169	35	4	25	99	84	18-19	.562	.439
Away	5	1-4	.239	26	26	3	1	8	23	27	1-2	.505	.387
Neutral	11	8-3	.336	83	103	20	3	17	42	55	3-6	.586	.428

AUBURN PITCHING BY OPPONENT

OPPONENT	G/CG	W-L-S	ERA	IP	H	R	ER	2B	3B	HR	K	BB	BAA
North Florida	1/0	0-1-0	12.25	4.0	12	11	7	1	1	0	4	1	.429
Notre Dame	1/1	1-0-0	4.00	7.0	10	4	4	3	0	1	1	2	.333
Michigan State	1/0	1-0-1	2.00	7.0	8	6	2	1	1	1	6	5	.250
Clemson	1/1	1-0-0	0.00	7.0	6	5	0	0	0	0	6	6	.214
Pittsburgh	1/0	0-1-0	4.67	9.0	11	12	6	1	1	1	8	5	.333
Penn State	1/1	1-0-0	2.00	7.0	5	3	2	0	0	1	11	2	.185
Illinois	1/1	1-0-0	0.00	5.0	1	0	0	0	0	0	7	0	.063
Bradley	2/0	2-0-0	2.10	10.0	11	8	3	6	0	1	11	1	.256
Campbell	1/0	1-0-0	4.20	5.0	5	3	3	0	0	1	7	0	.250
Binghamton	1/0	1-0-0	1.40	5.0	3	1	1	0	0	1	5	2	.150
Oregon	1/0	1-0-0	3.00	7.0	8	5	3	0	0	1	4	2	.276
UCLA	1/0	0-1-0	24.50	4.0	16	23	14	5	1	3	2	7	.552
BYU	1/0	1-0-0	0.00	5.0	5	1	0	0	0	0	6	1	.263
Washington	1/0	0-1-0	5.00	7.0	11	5	5	1	1	1	4	2	.379
Cal State Fullerton	1/1	1-0-0	1.00	7.0	3	1	1	0	0	1	4	3	.130
California	1/0	1-0-0	5.60	5.0	5	5	4	1	1	1	6	4	.250
Troy	2/0	2-0-1	4.00	14.0	12	11	8	2	0	2	9	11	.214
Virginia Tech	2/0	0-2-0	6.50	14.0	22	15	13	4	1	2	6	8	.344
USC Upstate	2/1	2-0-0	3.50	12.0	12	6	6	1	0	0	18	2	.261
Kentucky	3/1	2-1-0	3.37	27.0	26	15	13	2	1	4	22	9	.241
Oklahoma	3/1	0-3-0	13.24	15.1	33	35	29	8	2	7	8	15	.407
South Alabama	2/1	2-0-0	2.92	12.0	9	5	5	2	0	1	11	3	.196
Jacksonville State	1/1	1-0-0	2.00	7.0	6	3	2	0	0	0	5	2	.207
Florida A&M	1/0	1-0-0	1.00	7.0	5	3	1	2	0	1	6	1	.192
Missouri	3/1	0-3-0	4.67	21.0	21	15	14	3	3	4	14	4	.259
Arkansas													
Alabama													
Florida													
Ole Miss													
LSU													

AUBURN PITCHING BY MONTH

MONTH	G/CG	W-L-S	ERA	IP	H	R	ER	2B	3B	HR	K	BB	BAA
February	22/5	16-6-2	4.23	134.0	162	124	81	26	7	18	112	64	.286
March	14/6	7-7-0	4.72	96.1	104	77	65	17	6	17	79	34	.262
April													
May													
June													

AUBURN PITCHING BY SITE

SITE	G/CG	W-L-S	ERA	IP	H	R	ER	2B	3B	HR	K	BB	BAA
Home	20/6	14-6-1	3.50	134.0	129	83	67	21	5	17	120	42	.242
Away	5/1	1-4-0	10.93	24.1	49	48	38	10	3	7	13	17	.377
Neutral	8/4	8-3-1	3.99	72.0	88	70	41	12	5	11	58	39	.294

THE LAST TIME A TEAM...

BATTING

Did not strikeout in a game _____ vs. Florida A&M (3/23/2026)
 Hit two grand slams in a game _____ at Arkansas (4/15/2016)
 Hit three home runs in a game _____ at #6 Oklahoma (3/14/2026)
 Hit four home runs in a game _____ vs. Campbell (2/13/2026)
 Hit five home runs in a game _____ vs. Indiana State (2/28/2016)
 Hit six home runs in a game _____ vs. California (2/22/2026)
 All nine starters scored in a game _____ at Mississippi State (3/24/2019)
 Scored 10+ runs _____ 10, vs. Jacksonville State (3/18/2026)
 Scored 15+ runs _____ 19, vs. California (2/22/2026)
 Scored 20+ runs _____ 22 vs. Alabama State (3/21/2018)
 Scored 20+ runs in consecutive games _____ 21, 23 at Arkansas (4/16/2016-4/17/2016)
 Scored 25+ runs _____ 28 vs. Butler (2/13/2016)
 Scored in every inning _____ vs. USC Upstate (5 inn.) (2/28/2026)
 Had 20+ hits _____ 20 at Arkansas (4/16/2016)
 Had 25+ hits _____ 26 vs. Butler (2/13/2016)
 Drew 10+ walks _____ 12, at South Alabama (March 17, 2026)
 Drew 15+ walks _____ 16 vs. Louisiana (5/22/2015)
 Stole 5+ bases _____ 5, vs. UAB (4/9/2025)
 Stole 7+ bases _____ 7, vs. North Dakota State (2/25/23)
 Scored 8+ runs in an inning _____ 9 in 3rd inn. vs. California (2/22/2026)
 Scored 10+ runs in an inning _____ 12 in 4th inn. vs. Troy (3/5/2025)
 Scored 15+ runs in an inning _____ 15 in 1st inn. vs. Butler (2/13/2015)

PITCHING

Shut out team in entire series _____ Outscored NC State 16-0 (2 games) (5/2-4/2025)
 Shut out team in entire SEC series _____ Outscored Arkansas 54-0 (3 games) (4/15-17/2016)
 Shutout win _____ 8-0 (5 inn.) vs. Illinois (2/12/2026)
 Back-to-back shutouts _____ 8-0 (6 inn.) vs. NC State (5/4/2025)
 _____ 8-0 (6 inn.) vs. NC State (5/2/2025)
 Three consecutive shutouts _____ 1-0 vs. UNI (2/25/2024)
 _____ 8-0 (6 inn.) vs. Georgia State (2/29/2024)
 _____ 1-0, vs. Northwestern (3/2/2024)
 Six consecutive shutouts _____ 4-0 vs. North Dakota State (2/26/2023),
 _____ 7-0 vs. Merrimack (2/25/2023),
 _____ 9-0 vs. North Dakota State (6 inn.) (2/25/2023),
 _____ 9-0 vs. Brown (5 inn.) (2/24/2023)
 _____ 12-0 vs. Merrimack (5 inn.) (2/24/2023), 11-0, at Troy (3/1/2023)
 Was shut out _____ 0-3, vs. Missouri (3/27/2026)
 Was shut out at home _____ 0-3, vs. Missouri (3/27/2026)
 Was no-hit _____ 0-2 at #6 LSU (4/13/2024)
 Perfect game against _____ 6-0 vs. #1 Washington (2/11/2010)
 Walked 10+ batters _____ 10, vs. #4 Florida (3/29/2025)

FIELDING

Made 5 errors _____ 5 at #8 Kentucky (3/27/2022)
 Made 6+ errors _____ 7 vs. South Carolina (3/19/2022)

WINS & LOSSES

Began season with at least 15 straight wins _____ 2018
 Won at least 10 straight games _____ 11 (2/7/2025-2/16/2025)
 Won at least 15 straight games _____ 16 (2/11/2023-3/3/2023)
 Road win vs. ranked SEC foe _____ 3-1 at #6 LSU (4/14/2024)
 Win vs. ranked team _____ 10-5 vs. #18 Oregon (2/19/2026)
 Five-game winning streak vs. ranked foes _____ (3/17-3/25/2018)
 Win vs. No. 1 ranked team _____ 3-2 vs. #1 Oklahoma (2/9/2017)
 Win vs. Top 5 team _____ 8-3 at #5 Florida State (5/18/2025)
 Win vs. Top 10 team _____ 8-3 at #5 Florida State (5/18/2025)
 Home series win vs. ranked SEC team _____ 2-1 vs. #13 South Carolina (4/25/2025-4/27/2025)
 Home series sweep vs. ranked SEC team _____ 3-0 vs. #18 Kentucky (3/23-3/25/2018)
 Road series win vs. ranked SEC team _____ 2-1 at #6 LSU (4/13/2024-4/14/2024)
 Road series sweep vs. ranked SEC team _____ 3-0 at #18 Georgia (3/31-2017-4/2/2017)
 Won in extra innings _____ 6-5 (13 inn.) vs. Kentucky (3/7/2026)
 Lost in extra innings _____ 11-12 (9 inn.) vs. Pitt (2/7/2026)
 Was run-ruled _____ 2-14 (5 inn.) at #6 Oklahoma (3/15/2026)
 Won five consecutive games via run rule _____ 8-0 vs. Illinois (5)
 _____ 14-3 vs. Bradley (5), 11-3 vs. Campbell (5)
 _____ 13-5 vs. Bradley (5), 11-1 vs. Binghamton (5) (Feb. 12-14, 2026)
 Won when trailing after 6 innings _____ Trained 7-2, won 8-7 vs. #13 South Carolina (4/25/2025)
 Overcame 5+ run deficit to win _____ Trained 7-2, won 8-7 vs. #13 South Carolina (4/25/2025)

THE LAST TIME AN INDIVIDUAL...

BATTING

Had 4 hits _____ 4, Alyssa Hastings vs. Kentucky (3/7/2026)
 Had 5+ hits _____ 5, Jade Rhodes at Arkansas (4/16/2016)
 Had 4 runs _____ 4, Icess Tresvik vs. Charlotte (2/15/2025)
 Had 5+ runs _____ 5, Kim Blair vs. Alabama A&M (2/14/1999)
 Had 2 doubles _____ 2, Alyssa Hastings vs. Oregon (2/19/2026)
 Had 3+ doubles _____ 3, Sydney Cox vs. St. John's (2/11/2022)
 Had 2 triples _____ 2, Kendall Veach vs. #18 Georgia (4/2/2017)
 Had 2 home runs _____ Haven Roebuck at #6 Oklahoma (3/13/2026)
 Had 2 home runs in same inn. _____ Kylie Brockman, 4th inn. vs. Troy (3/5/2025)
 Had 3+ home runs _____ 3, Jade Rhodes at Ole Miss (3/14/2015)
 Had grand slam _____ McKaela Walker vs. Jacksonville State (3/18/2026)
 Had back-to-back home runs _____ M. Womack & D. Rodriguez vs. Bradley (2/13/2026)
 Had back-to-back-to-back HR _____ Peralta, Tresvik and Wohlers vs. Southern Illinois (2/8/2025)
 Had 5+ RBI _____ 5, McKaela Walker vs. Jacksonville State (3/18/2026)
 Had 6+ RBI _____ 6, Delaney Aumua at South Alabama (3/17/2026)
 Had 8+ RBI _____ 10, Holly Currie vs. Alabama State (2/9/2005)
 Hit for the cycle _____ Holly Currie vs. Arkansas (3/12/2005)
 Had 2 stolen bases _____ 2, Daigle Wilson vs. Florida A&M (3/23/2026)
 Had 3+ stolen bases _____ 3, Icess Tresvik vs. Appalachian State (2/8/2025)
 Had 4 walks _____ 4, Kylie Shaw vs. Oregon (2/19/2026)
 Had walk-off hit _____ Alyssa Hastings vs. Kentucky (3/7/2026)
 Had walk-off home run _____ KK McCrary vs. #18 Georgia (4/13/2025)
 Had walk-off grand slam _____ KK McCrary vs. #18 Georgia (4/13/2025)
 Had walk-off sac fly _____ Tannon Snow vs. Alabama State (2/14/2020)
 Had walk-off walk _____ Icess Tresvik vs. Virginia (2/15/2025)

PITCHING

Threw no-hitter _____ Maddie Penta (6.0) vs. Georgia State (2/29/2024)
 Combined no-hitter _____ M. Penta (4.0) & S. Lowe (1.0) vs. UAB (4/9/2024)
 Threw 7-inn. no-hitter _____ Maddie Penta (7.0) vs. UNI (2/25/2024)
 Threw extra-inn. no-hitter _____ Kristen Keyes vs. Georgia Tech (10.0 IP) (4/23/2003)
 Threw perfect game _____ Maddie Penta (6.0) vs. Georgia State (2/29/2024)
 Threw combined perfect game _____ M. Penta (3.0), S. Lowe (1.0), A. Widra (1.0) vs. Samford (4/3/2024)
 Threw one-hitter _____ Ella Harrison (5.0) vs. Illinois (2/12/2026)
 Combined one-hitter _____ Haley Rainey (5.0) & SJ Geurin (3.0) at South Alabama (4/23/2025)
 Had 10+ K's _____ 10, Ella Harrison vs. South Alabama (3/25/2026)
 Had 11+ K's _____ 13, Ella Harrison vs. USC Upstate (3/1/2026)
 Had 13+ K's _____ 13, Ella Harrison vs. USC Upstate (3/1/2026)
 Had 15+ K's _____ 21, Maddie Penta vs. UCF (5/18/2024)
 Had 18+ K's _____ 21, Maddie Penta vs. UCF (5/18/2024)

ALL-TIME PERFECT GAMES & NO-HITTERS

PERFECT GAMES

- Holly Currie vs. College of Charleston _____ 2/11/05
- Kaylee Carlson vs. Ohio State _____ 3/18/17
- Maddie Penta vs. Georgia State _____ 2/29/24
- Maddie Penta/Shelby Lowe/Annabelle Widra vs. Samford (5 inn.) _____ 4/3/24

NO-HITTERS

- Brenda Espinoza vs. Jacksonville State _____ 2/26/97
- Denisse Montalvo/Mary Petrie vs. AA&M _____ 2/14/99
- Kristen Keyes vs. Georgia Tech _____ 4/23/03
- Holly Currie vs. College of Charleston _____ 2/11/05
- Holly Currie vs. Mercer _____ 2/18/06
- Holly Currie vs. Missouri _____ 3/24/06
- Beth DiPietro vs. Florida _____ 3/28/06
- Holly Currie vs. Tennessee Tech _____ 4/3/06
- Holly Currie vs. Ole Miss _____ 5/6/06
- Holly Currie vs. Marist _____ 5/19/06
- Holly Currie vs. Georgia State _____ 2/14/07
- Jenee Loree vs. Texas A&M-CC _____ 2/6/09
- Jenee Loree vs. Austin Peay _____ 2/21/09
- Anna Thompson vs. Louisiana Tech _____ 3/5/10
- Jenee Loree vs. IPFW _____ 2/11/12
- Jenee Loree vs. Presbyterian _____ 3/11/12
- Marcy Harper vs. Savannah State _____ 3/14/13
- Marcy Harper vs. Radford _____ 3/14/14
- Lexi Davis vs. IPFW _____ 3/14/14
- Marcy Harper vs. Savannah State _____ 3/15/14
- Marcy Harper vs. Appalachian State _____ 2/11/16
- Rachel Walters vs. Samford _____ 3/16/16
- Makayla Martin/Ashlee Swindle vs. Yale _____ 2/25/17
- Kaylee Carlson vs. Ohio State _____ 3/18/17
- Makayla Martin vs. Maryland _____ 2/18/18
- Maddie Penta vs. Southeast Missouri State _____ 2/13/21
- Maddie Penta vs. IUPUI _____ 2/27/21
- Shelby Lowe vs. St. John's _____ 2/11/22
- Maddie Penta/KK Dismukes vs. North Carolina A&T _____ 3/4/22
- Annabelle Widra vs. Brown _____ 2/24/23
- Maddie Penta vs. North Dakota State _____ 2/25/23
- Maddie Penta at South Carolina _____ 4/30/23
- Shelby Lowe/Annabelle Widra vs. SEMO _____ 2/23/24
- Maddie Penta vs. Georgia State _____ 2/29/24
- Maddie Penta vs. UNI _____ 2/25/24
- Maddie Penta/Shelby Lowe/Annabelle Widra vs. Samford (5 inn.) _____ 4/3/24
- Maddie Penta/Shelby Lowe vs. UAB _____ 4/9/24

2026 GAME-BY-GAME STARTERS (BATTING ORDER)

DATE	NO. (#)	RECORD	OPPONENT	1	2	3	4	5	6	7	8	9
Feb. 5	1	0-1	at North Florida	Walker	Womack	Rodriguez	Adams	Roebuck	Shaw	Stroud	Brockman	Hastings
Feb. 6	1	1-0	vs. Notre Dame	Walker	Womack	Rodriguez	Adams	Roebuck	Shaw	Stroud	Ratliff	Hastings
Feb. 6	2	1-1	vs. Michigan State	Walker	Womack	Rodriguez	Adams	Roebuck	Shaw	Stroud	Brockman	Hastings
Feb. 7	1	1-0	vs. Clemson	Shaw	Womack	Rodriguez	Adams	Roebuck	Stroud	Brockman	Aumua	Hastings
Feb. 7	1	0-1	vs. Pitt	Shaw	Womack	Rodriguez	Adams	Roebuck	Stroud	Ratliff	Aumua	Hastings
Feb. 8	1	1-0	vs. Penn State	Shaw	Womack	Rodriguez	Adams	Roebuck	Walker	Brockman	Stroud	Hastings
Feb. 12	2	2-0	Illinois	Shaw	Womack	Rodriguez	Adams	Roebuck	Walker	Brockman	Stroud	Hastings
Feb. 13	1	1-0	Bradley	Shaw	Womack	Rodriguez	Adams	Roebuck	Walker	Ratliff	Stroud	Hastings
Feb. 13	3	3-0	Campbell	Shaw	Womack	Rodriguez	Adams	Roebuck	Walker	Brockman	Stroud	Hastings
Feb. 14	1	1-0	Bradley	Shaw	Womack	Rodriguez	Adams	Roebuck	Walker	Brockman	Ratliff	Hastings
Feb. 14	4	4-0	Binghamton	Shaw	Womack	Rodriguez	Adams	Roebuck	Walker	Brockman	Stroud	Hastings
Feb. 19	1	1-0	vs. Oregon	Shaw	Womack	Rodriguez	Adams	Roebuck	Walker	Stroud	Ratliff	Hastings
Feb. 19	2	1-1	vs. UCLA	Shaw	Womack	Rodriguez	Adams	Roebuck	Walker	Stroud	Ratliff	Hastings
Feb. 20	3	2-1	vs. BYU	Shaw	Womack	Rodriguez	Adams	Roebuck	Walker	Stroud	Ratliff	Hastings
Feb. 21	1	0-1	vs. Washington	Shaw	Womack	Rodriguez	Adams	Roebuck	Walker	Aumua	Ratliff	Hastings
Feb. 21	4	3-1	vs. Cal State Fullerton	Shaw	Womack	Rodriguez	Adams	Roebuck	Walker	Stroud	Ratliff	Hastings
Feb. 22	1	1-0	vs. California	Shaw	Walker	Rodriguez	Adams	Roebuck	Womack	Stroud	Ratliff	Hastings
Feb. 26	2	2-0	Troy	Shaw	Walker	Rodriguez	Adams	Roebuck	Womack	Stroud	Ratliff	Hastings
Feb. 27	3	3-0	Troy	Shaw	Walker	Rodriguez	Adams	Roebuck	Womack	Stroud	Ratliff	Hastings
Feb. 27	4	3-1	Virginia Tech	Shaw	Walker	Rodriguez	Adams	Roebuck	Womack	Stroud	Ratliff	Hastings
Feb. 28	5	3-2	Virginia Tech	Shaw	Walker	Rodriguez	Adams	Roebuck	Womack	Stroud	Ratliff	Hastings
Feb. 28	6	4-2	USC Upstate	Shaw	Walker	Rodriguez	Adams	Roebuck	Womack	Stroud	Ratliff	Hastings
March 1	1	1-0	USC Upstate	Shaw	Walker	Rodriguez	Adams	Womack	Roebuck	Stroud	Ratliff	Hastings
March 6	7	4-3	Kentucky	Shaw	Walker	Rodriguez	Adams	Roebuck	Womack	Stroud	Ratliff	Hastings
March 7	1	1-0	Kentucky	Shaw	Hastings	Walker	Adams	Rodriguez	Womack	Roebuck	Aumua	Ratliff
March 7	1	1-0	Kentucky	Shaw	Hastings	Walker	Adams	Rodriguez	Aumua	Roebuck	Ratliff	Womack
March 13	1	0-1	at Oklahoma	Shaw	Hastings	Walker	Adams	Rodriguez	Womack	Roebuck	Stroud	Ratliff
March 14	1	0-1	at Oklahoma	Shaw	Hastings	Walker	Adams	Rodriguez	Roebuck	Womack	Aumua	Ratliff
March 15	1	0-1	at Oklahoma	Shaw	Hastings	Walker	Adams	Womack	Roebuck	Aumua	Ratliff	Wilson
March 17	2	1-1	at South Alabama	Shaw	Hastings	Walker	Adams	Womack	Roebuck	Aumua	Ratliff	Wilson
March 18	3	2-1	Jacksonville State	Shaw	Hastings	Walker	Adams	Womack	Roebuck	Aumua	Ratliff	Wilson
March 23	4	3-1	Florida A&M	Shaw	Hastings	Walker	Adams	Womack	Roebuck	Aumua	Ratliff	Wilson
March 25	1	1-0	South Alabama	Shaw	Hastings	Walker	Adams	Roebuck	Womack	Aumua	Ratliff	Wilson
March 27	2	1-1	Missouri	Shaw	Hastings	Walker	Adams	Roebuck	Womack	Aumua	Ratliff	Wilson
March 28	3	1-2	Missouri	Shaw	Hastings	Walker	Adams	Roebuck	Womack	Aumua	Ratliff	Wilson
March 29	4	1-3	Missouri	Shaw	Hastings	Walker	Adams	Roebuck	Womack	Aumua	Ratliff	Wilson

2026 GAME-BY-GAME STARTERS (POSITION)

DATE	NO. (#)	RECORD	OPPONENT	C	1B	2B	3B	SS	LF	CF	RF	DP
Feb. 5	1	0-1	at North Florida	Brockman	Adams	Rodriguez	Roebuck	Hastings	Walker	Womack	Shaw	Stroud
Feb. 6	1	1-0	vs. Notre Dame	Ratliff	Adams	Rodriguez	Roebuck	Hastings	Walker	Womack	Shaw	Stroud
Feb. 6	2	1-1	vs. Michigan State	Brockman	Adams	Rodriguez	Roebuck	Hastings	Walker	Womack	Shaw	Stroud
Feb. 7	1	1-0	vs. Clemson	Brockman	Adams	Rodriguez	Roebuck	Hastings	Shaw	Womack	Aumua	Stroud
Feb. 7	1	0-1	vs. Pitt	Ratliff	Adams	Rodriguez	Roebuck	Hastings	Shaw	Womack	Aumua	Stroud
Feb. 8	1	1-0	vs. Penn State	Brockman	Adams	Rodriguez	Roebuck	Hastings	Shaw	Womack	Walker	Stroud
Feb. 12	2	2-0	Illinois	Brockman	Adams	Rodriguez	Roebuck	Hastings	Shaw	Womack	Walker	Stroud
Feb. 13	2	2-0	Bradley	Ratliff	Adams	Rodriguez	Roebuck	Hastings	Shaw	Womack	Walker	Stroud
Feb. 13	3	3-0	Campbell	Brockman	Adams	Rodriguez	Roebuck	Hastings	Shaw	Womack	Walker	Stroud
Feb. 14	1	1-0	Bradley	Brockman	Adams	Rodriguez	Roebuck	Hastings	Shaw	Womack	Walker	Ratliff
Feb. 14	4	4-0	Binghamton	Brockman	Adams	Rodriguez	Roebuck	Hastings	Shaw	Womack	Walker	Stroud
Feb. 19	3	3-0	vs. Oregon	Ratliff	Adams	Rodriguez	Roebuck	Hastings	Shaw	Womack	Walker	Stroud
Feb. 19	4	3-1	vs. UCLA	Ratliff	Adams	Rodriguez	Roebuck	Hastings	Shaw	Womack	Walker	Stroud
Feb. 20	5	4-1	vs. BYU	Ratliff	Adams	Rodriguez	Roebuck	Hastings	Shaw	Womack	Walker	Stroud
Feb. 21	1	0-1	vs. Washington	Ratliff	Adams	Rodriguez	Roebuck	Hastings	Shaw	Womack	Walker	Aumua
Feb. 21	6	5-1	vs. Cal State Fullerton	Ratliff	Adams	Rodriguez	Roebuck	Hastings	Shaw	Womack	Walker	Stroud
Feb. 22	7	6-1	vs. California	Ratliff	Adams	Rodriguez	Roebuck	Hastings	Shaw	Womack	Walker	Stroud
Feb. 26	8	7-1	Troy	Ratliff	Adams	Rodriguez	Roebuck	Hastings	Shaw	Womack	Walker	Stroud
Feb. 27	9	8-1	Troy	Ratliff	Adams	Rodriguez	Roebuck	Hastings	Shaw	Womack	Walker	Stroud
Feb. 27	10	8-2	Virginia Tech	Ratliff	Adams	Rodriguez	Roebuck	Hastings	Shaw	Womack	Walker	Stroud
Feb. 28	11	8-3	Virginia Tech	Ratliff	Adams	Rodriguez	Roebuck	Hastings	Shaw	Womack	Walker	Stroud
Feb. 28	12	9-3	USC Upstate	Ratliff	Adams	Rodriguez	Roebuck	Hastings	Shaw	Womack	Walker	Stroud
March 1	13	10-3	USC Upstate	Ratliff	Adams	Rodriguez	Roebuck	Hastings	Shaw	Womack	Walker	Stroud
March 6	14	10-4	Kentucky	Ratliff	Adams	Rodriguez	Roebuck	Hastings	Shaw	Womack	Walker	Stroud
March 7	2	1-1	Kentucky	Ratliff	Adams	Rodriguez	Roebuck	Hastings	Shaw	Womack	Walker	Aumua
March 7	3	2-1	Kentucky	Ratliff	Adams	Rodriguez	Roebuck	Hastings	Shaw	Womack	Walker	Aumua
March 13	15	10-5	at Oklahoma	Ratliff	Adams	Rodriguez	Roebuck	Hastings	Shaw	Womack	Walker	Stroud
March 14	4	2-2	at Oklahoma	Ratliff	Adams	Rodriguez	Roebuck	Hastings	Shaw	Womack	Walker	Aumua
March 15	1	0-1	at Oklahoma	Ratliff	Adams	Wilson	Roebuck	Hastings	Shaw	Womack	Walker	Aumua
March 17	2	1-1	at South Alabama	Ratliff	Adams	Wilson	Roebuck	Hastings	Shaw	Womack	Walker	Aumua
March 18	3	2-1	Jacksonville State	Ratliff	Adams	Wilson	Roebuck	Hastings	Shaw	Womack	Walker	Aumua
March 23	4	3-1	Florida A&M	Ratliff	Adams	Wilson	Roebuck	Hastings	Shaw	Womack	Walker	Aumua
March 25	5	4-1	South Alabama	Ratliff	Adams	Wilson	Roebuck	Hastings	Shaw	Womack	Walker	Aumua
March 27	6	4-2	Missouri	Ratliff	Adams	Wilson	Roebuck	Hastings	Shaw	Womack	Walker	Aumua
March 28	7	4-3	Missouri	Ratliff	Adams	Wilson	Roebuck	Hastings	Shaw	Womack	Walker	Aumua
March 29	8	4-4	Missouri	Ratliff	Adams	Wilson	Roebuck	Hastings	Shaw	Womack	Walker	Aumua

2026 TEAM GAME HIGHS

BATTING

At-Bats	47	vs. Kentucky (March 7, 2026)
Runs scored	19	vs. California (Feb. 22, 2026)
Hits	15	vs. Pitt (Feb. 7, 2026)
RBI	18	vs. California (Feb. 22, 2026)
Doubles	7	vs. Kentucky (March 7, 2026)
Triples	2	vs. Notre Dame (Feb. 6, 2026)
Home Runs	6	vs. California (Feb. 22, 2026)
Total Bases	31	vs. California (Feb. 22, 2026)
Walks	12	at South Alabama (March 17, 2026)
Strikeouts	11	vs. Oregon (Feb. 19, 2026)
	11	vs. Kentucky (March 7, 2026)
Sac Hits	1	FIVE TIMES
Sac Flies	2	FOUR TIMES
Stolen Bases	3	vs. Illinois (Feb. 12, 2026)
	3	vs. Bradley (Feb. 13, 2026)
	3	vs. Florida A&M (March 23, 2026)
Hit By Pitch	2	FIVE TIMES
Caught Stealing	1	FIVE TIMES
Runners Left on Base	13	vs. Kentucky (March 7, 2026)
Hit into DP	2	vs. Troy (Feb. 27, 2026)
	2	vs. Kentucky (March 7, 2026)
	2	vs. Missouri (March 27, 2026)

FIELDING

Putouts	39	vs. Kentucky (March 7, 2026)
Assists	13	vs. Jacksonville State (March 18, 2026)
Errors	4	at North Florida (Feb. 5, 2026)
	4	vs. Michigan State (Feb. 6, 2026)
	4	vs. Clemson (Feb. 7, 2026)
Passed Balls	3	vs. Oregon (Feb. 19, 2026)
DPs Turned	2	vs. South Alabama (March 26, 2026)

PITCHING

Innings Pitched	13.0	vs. Kentucky (March 7, 2026)
Runs Allowed	23	vs. UCLA (Feb. 19, 2026)
Earned Runs	14	vs. UCLA (Feb. 19, 2026)
Walks Allowed	8	vs. Troy (Feb. 26, 2026)
	8	at Oklahoma (March 15, 2026)
Strikeouts	13	vs. USC Upstate (March 1, 2026)
Hits Allowed	16	vs. UCLA (Feb. 19, 2026)
Doubles Allowed	5	vs. UCLA (Feb. 19, 2026)
Triples Allowed	1	THIRTEEN TIMES
Homers Allowed	4	at Oklahoma (March 13, 2026)
Wild Pitches	5	vs. Troy (Feb. 26, 2026)
Hit Batters	3	vs. Pitt (Feb. 7, 2026)
	3	vs. Kentucky (March 7, 2026)
	3	vs. Kentucky (March 7, 2026)

2026 INDIVIDUAL GAME HIGHS

BATTING

At-Bats	6	D. Rodriguez vs. Kentucky (March 7, 2026)
	6	K. Shaw vs. Kentucky (March 7, 2026)
	6	A. Hastings vs. Kentucky (March 7, 2026)
Runs scored	3	NINE TIMES
Hits	4	A. Hastings vs. Kentucky (March 7, 2026)
RBI	6	A. Adams vs. Oregon (Feb. 19, 2026)
	6	M. Walker vs. California (Feb. 22, 2026)
	6	D. Aumua at South Alabama (March 17, 2026)
Doubles	2	H. Roebuck vs. Pitt (Feb. 7, 2026)
	2	A. Hastings vs. Oregon (Feb. 19, 2026)
Triples	1	EIGHT TIMES
Home Runs	2	FOUR TIMES
Total Bases	9	M Walker vs. California (Feb. 22, 2026)
	9	H. Roebuck at Oklahoma (March 13, 2026)
Walks	4	K. Shaw vs. Oregon (Feb. 19, 2026)
Strikeouts	3	A. Ratliff vs. Oregon (Feb. 19, 2026)
	3	A. Adams vs. Kentucky (March 7, 2026)
	3	H. Roebuck vs. Kentucky (March 7, 2026)
Sac Hits	1	FIVE TIMES
Sac Flies	2	A. Hastings vs. Florida A&M (March 23, 2026)
Stolen Bases	2	M. Womack vs. Illinois (Feb. 12, 2026)
	2	D. Wilson vs. Florida A&M (March 23, 2026)
Hit By Pitch	1	TWENTY-EIGHT TIMES
Caught Stealing	1	FIVE TIMES
Runners Left on Base	6	M. Womack at North Florida (Feb. 5, 2026)

FIELDING

Putouts	13	A. Ratliff vs. USC Upstate (March 1, 2026)
Assists	7	A. Hastings vs. Kentucky (March 7, 2026)
Errors	3	A. Adams at North Florida (Feb. 5, 2026)
Passed Balls	3	A. Ratliff vs. Oregon (Feb. 19, 2026)

PITCHING

Innings Pitched	7.1	S. Geurin vs. Pitt (Feb. 7, 2026)
Runs Allowed	8	C. Butler vs. UCLA (Feb. 19, 2026)
	8	E. Harrison at Oklahoma (March 14, 2026)
Earned Runs	7	A. Herndon vs. UCLA (Feb. 19, 2026)
	7	E. Harrison at Oklahoma (March 14, 2026)
	7	E. Harrison at Oklahoma (March 15, 2026)
Walks Allowed	6	E. Harrison vs. Clemson (Feb. 7, 2026)
Strikeouts	13	E. Harrison vs. USC Upstate (March 1, 2026)
Hits Allowed	11	E. Harrison vs. Virginia Tech (Feb. 27, 2026)
	11	E. Harrison at Oklahoma (March 14, 2026)
Doubles Allowed	4	E. Harrison at Oklahoma (March 14, 2026)
Triples Allowed	1	THIRTEEN TIMES
Homers Allowed	2	C. Butler vs. UCLA (Feb. 19, 2026)
	2	E. Harrison vs. Kentucky (March 6, 2026)
	2	S. Geurin at Oklahoma (March 13, 2026)
Wild Pitches	3	E. Harrison vs. Troy (Feb. 26, 2026)
Hit Batters	3	S. Geurin vs. Kentucky (March 7, 2026)

CO-HEAD COACH CHRIS MALVEAUX

Chris Malveaux (mal-VO) enters his second season as co-head coach of Auburn softball alongside his wife, Kate. The pair took over the helm of the program on June 5, 2024. Chris primarily runs Auburn's offense.

In the first year of the Malveaux era, Auburn softball earned 35 victories and earned its 11th consecutive NCAA Regional selection. Chris and Kate Malveaux has coached one First Team All-SEC honoree and three National Fastpitch Coaches Association All-Region selections in their short time on the Plains.

The Tigers opened the Malveaux era with a 20-1 start, their best since 2022. The span saw Auburn post a 6-0 record at the elite Shriners Children's Clearwater Invitational becoming the first team to do so since Florida State in 2019. Auburn finished the season with a 35-24 record, which included winning three of its final four SEC series. The Tigers earned their first series win in Kentucky since 2016 while also upsetting No. 18 Georgia and No. 13 South Carolina for series victories.

With its appearance at the 2025 Tallahassee Regional, Auburn extended its streak of consecutive NCAA postseason appearances to 11. The Tigers delivered (5) Florida State an 8-3 loss on Sunday to force the "if necessary" contest but was one win shy of advancing to Super Regionals in the first year of the Malveaux era.

Playing the fifth toughest schedule in the country, Auburn earned 18 victories against teams in the top 50 of the RPI.

The 2025 season was highlighted by a breakout offensive season from freshman AnnaLea Adams. Adams became the first Auburn freshman to ever win All-SEC First Team honors. The first baseman/designated player was also top-25 finalist for NFCA National Freshman of the Year. She joined Nelia Peralta and SJ Geurin as three Tigers selected to 2025 NFCA All-Gulf Region teams. Auburn's three selections in 2025 were the most since 2017.

Offensively, Auburn saw gains in essentially every statistical category in the first year of the Malveaux era, which included a 60-point jump in slugging percentage. Auburn slugged 68 home runs in 2025. It was the most hit by the team since 2022 and finished tied for the fifth most hit in a single season at Auburn. Five different Tigers hit at least 10 home runs in 2025, which was the most in a season since 2015. Eight different Tigers either matched or surpassed their career high for home runs in a season in Malveaux's first year. After only scoring 10 or more runs in two games in 2024, Auburn hit double-digit scoring nine times in year one of the Malveaux era. Auburn finished eighth in the SEC and 34th in the country in total home runs in its first season under Malveaux.

Bursting onto the scene, Adams finished in the top five in six different freshman offensive records. She finished 15th in the SEC in batting average and became just the fourth freshman in program history to slugged 10 or more home runs in a season. She wrapped her freshman campaign with Second Team Freshman All-America honors from D1 Softball.

Peralta thrived in her final season on the Plains under Malveaux's tutelage, setting career highs in batting average, runs scored and hits in a season. She also slugged double-digit home runs for the first time since her 2021 freshman season. Peralta became just the sixth Tiger in program history to knock 190+ hits, score 120+ runs and record 120+ RBI in an Auburn uniform. She ended her Auburn career ranked in the top 10 in eight Auburn career categories, including walks, triples, RBI, runs scored and on-base percentage.

On May 5, 2025, Malveaux was named to the U.S. Women's National Team Coaching Pool for the 2025-2028 quad. As part of the pool, Malveaux will help guide the team at WNT Camps and international events.

Both Chris and Kate Malveaux came to Auburn after serving as assistant coaches at the University of Tennessee where they helped the Lady Volunteer program to back-to-back Southeastern Conference regular season titles in 2023 and 2024 and a Women's College World Series appearance in 2023.

Additionally, the two helped Tennessee to 136 wins over the last three seasons, which was tied for the 10th most wins nationally and second most by an SEC

team. In 2024, Tennessee not only won the SEC regular season title, but posted a 44-12 overall record and made an NCAA Super Regional appearance.

Recognized as one of the top offensive minds in collegiate softball, Chris Malveaux guided six Lady Vols to All-SEC accolades in 2024, including a third straight All-SEC First Team selection for McKenna Gibson. He helped All-American KiKi Milloy rewrite Tennessee's record book to become the program leader in home runs, runs scored and total bases. Three of Tennessee's top five single-season home run totals came under Malveaux.

The Lady Vols' offense was potent in 2023 as they averaged 6.87 runs per game - ranking best in the SEC and third nationally. Tennessee pushed across 419 runs during the season - marking the first time UT broke 400 since scoring 426 in 2016. The Lady Vols scored 10+ runs 16 times in 2023 and pushed across five or more runs on 40 occasions.

Senior Milloy set a single-season school record for home runs with 25 - a mark that also led the nation. Sophomore Gibson had a breakout season as she set career bests in average (.362), OPS (1.232), runs (36), hits (59), doubles (11), home runs (15), RBIs (60), slugging (.718), walks (39) and on-base percentage (.514). She also recorded multiple RBIs in 14 games and ended the season on a 23-game reached base streak.

Under Malveaux's leadership, Milloy earned NFCA First Team All-America honors, while Gibson took home second team accolades.

In its first year under his guidance, Tennessee boasted the SEC's third-best scoring offense with 140 runs in conference games. The Lady Vols also ranked second in the league in doubles (39), slugging percentage (.540), on-base percentage (.398), and stolen bases (22) in SEC action while finishing third in home runs (38).

The 2023 team won the SEC regular-season and tournament titles - sweeping both crowns in the same season for the first time in program history. Tennessee secured its first 50-win season and reached the national semifinals at the Women's College World Series for the first time since 2013. The trip to the WCWS was its first since 2015 and its eighth all-time.

Malveaux, a Houston, Texas, native spent the 2019-21 seasons at Missouri with one year as an assistant coach and two years as an associate head coach. During his three seasons in Columbia, the Missouri offense improved each year - hitting .284 in 2019, .290 in the COVID shortened 2020 season and jumping up to .320 in 2021.

The Tigers' .320 batting average ranked second in the Southeastern Conference in 2021. The Mizzou squad finished the season with 91 home runs, 382 runs scored and 184 extra-base hits.

In 2019, Mizzou's Brooke Wilmes was named to the All-SEC First Team, as well as NFCA Second Team All-Southeast Region, in her first year under Malveaux. Freshman Jazmyn Rollin was a Top 25 finalist for the NFCA/Schutt Sports Freshman of the Year that same season.

Prior to joining Missouri, Malveaux was the video coordinator at Kansas in 2018 and served as the associate head coach at Louisiana from 2016-17 - it was his second stay with the Ragin' Cajuns as he was an assistant coach with ULL from 2009-11.

The 2010 Louisiana staff was selected as the NFCA South Region Coaching Staff of the Year after compiling a 45-18 record, making an NCAA Super Regional appearance and earning a No. 16 national ranking. In his five combined seasons at Louisiana, Malveaux was a member of five Sun Belt Conference and Tournament Championships, five NCAA Regionals and two NCAA Super Regional bids.

A 2001 graduate of Texas A&M, Malveaux served as an assistant coach at Bradley from 2012-15 and was the head coach at McNeese State from 2005-08 after being promoted from assistant coach, a title he held at McNeese from 2002-04.



QUICK FACTS

Hometown _____ Houston, Texas
 College _____ Texas A&M, 2001
 Family _____ wife: Kate
 _____ children: Gabe, Ellie

HEAD COACHING RECORD

Head Coaching Career _____ 6th Season
 Career Record _____ 166-170 (.494)
 NCAA Regionals _____ 2

COACHING CAPSULE

2025-Pr	Auburn [Co-Head Coach]	58-37
2022-24	Tennessee [Assistant Coach]	
2020-21	Missouri [Associate Head Coach]	
2019	Missouri [Assistant Coach]	
2016-17	Louisiana [Associate Head Coach]	
2012-15	Bradley [Assistant Coach]	
2009-11	Louisiana [Assistant Coach]	
2005-08	McNeese State [Head Coach]	108-133
2002-04	McNeese State [Assistant Coach]	

YEAR-BY-YEAR RESULTS

2026	Auburn	23-13
2025	Auburn	35-24
2008	McNeese State	23-36
2007	McNeese State	30-32
2006	McNeese State	21-30
2005	McNeese State	34-35

AUBURN COACHING HIGHLIGHTS

- NCAA Postseason Appearances: 1
- Top-25 Wins: 8
- NFCA D1 National Freshman of the Year finalists: 1
- D1 Softball Freshman All-Americans: 1
- NFCA All-Region Honorees: 3
- All-SEC Selections: 1
- D1 Softball National Pitcher of the Week: 1
- Softball America Star of the Week: 2
- Softball on SI Freshman of the Week: 1
- SEC Player of the Week: 1
- SEC Pitcher of the Week: 1
- CSC Academic All-District honorees: 2

CO-HEAD COACH KATE MALVEAUX

Kate Malveaux (mal-VO) enters her second season as co-head coach of Auburn softball alongside her husband, Chris. The pair took over the helm of the program on June 5, 2024. Kate primarily works with the Auburn catchers and defensive as well as base runner.

In the first year of the Malveaux era, Auburn softball earned 35 victories and earned its 11th consecutive NCAA Regional selection. Chris and Kate Malveaux has coached one First Team All-SEC honoree and three National Fastpitch Coaches Association All-Region selections in their short time on the Plains.

The Tigers opened the Malveaux era with a 20-1 start, their best since 2022. The span saw Auburn post a 6-0 record at the elite Shriners Children's Clearwater Invitational becoming the first team to do so since Florida State in 2019. Auburn finished the season with a 35-24 record, which included winning three of its final four SEC series. The Tigers earned their first series win in Kentucky since 2016 while also upsetting No. 18 Georgia and No. 13 South Carolina for series victories.

With its appearance at the 2025 Tallahassee Regional, Auburn extended its streak of consecutive NCAA postseason appearances to 11. The Tigers delivered (5) Florida State an 8-3 loss on Sunday to force the "if necessary" contest but was one win shy of advancing to Super Regionals in the first year of the Malveaux era.

Playing the fifth toughest schedule in the country, Auburn earned 18 victories against teams in the top 50 of the RPI.

The 2025 season was highlighted by a breakout offensive season from freshman AnnaLea Adams. Adams became the first Auburn freshman to ever win All-SEC First Team honors. The first baseman/designated player was also top-25 finalist for NFCA National Freshman of the Year. She joined Nelia Peralta and SJ Geurin as three Tigers selected to 2025 NFCA All-Gulf Region teams. Auburn's three selections in 2025 were the most since 2017.

Malveaux led the Tigers to a .966 fielding percentage in her first year on the Plains. The Tigers finished sixth in the SEC and 28th nationally with 27 double plays turned in 2025. Malveaux helped guide Peralta to career defensive numbers as she closed her Auburn career sixth in assists (330) and ninth in double plays turned (34) while catcher Aubrie Lisenby finished second in Auburn history with a .994 fielding percentage.

On the base paths, Auburn stole 50 bases in 2025 and ranked ninth in the SEC with a 1.00 stolen bases per game average. A pair of Tigers ranked in the top 15 in the SEC in total steals. Icess Tresvik led that way with 16 to rank 12th in the SEC while Abbey Smith followed close behind with 14 to finish 15th. The duo both finished in the top five in Auburn history in career stolen bases.

Chris and Kate Malveaux came to Auburn after serving as assistant coaches at the University of Tennessee where they helped the Lady Volunteer program to back-to-back Southeastern Conference regular season titles in 2023 and 2024 and a Women's College World Series appearance in 2023.

Additionally, the two helped Tennessee to 136 wins over the last three seasons, which tied for

the 10th most wins nationally and second most by an SEC team. This past season, Tennessee not only won the SEC regular season title, but posted a 44-12 overall record and made an NCAA Super Regional appearance.

Kate Malveaux was on staff at Tennessee for three seasons after joining the program in June of 2021. She served as a volunteer assistant during the 2022 and 2023 campaigns before being elevated to a full-time assistant coach position ahead of the 2024 season. She primarily worked with the Lady Vols' catchers and base runners.

In her first full season as an assistant coach, Malveaux continued her work with base running and the Lady Vols catchers. Tennessee's catchers committed just two errors over the course of the 2024 season and threw out five base runners.

A first-year Lady Vol, Sophia Nugent earned All-SEC honors with her efforts behind the dish and at the plate. Nugent totaled 42 hits, including eight doubles and 11 home runs with 38 RBI. Starting 52 games, Nugent held a .933 fielding percentage and threw out four base runners.

For the third straight season, Tennessee finished in the top five in the SEC in stolen bases per game, as the Lady Vols averaged 0.96 per game. Tennessee finished fifth in the league with 54 total stolen bases.

Over her two seasons as a volunteer assistant, the Lady Vols won 92 games and in 2023 won the SEC regular-season and tournament titles - sweeping both crowns in the same season for the first time in program history.

In 2023, Tennessee secured its first 50-win season and reached the national semifinals at the Women's College World Series for the first time since 2013. The trip to the WCWS was its first since 2015 and its eighth all-time. Primarily focused on Tennessee's catchers, Malveaux helped Giulia Koutsoyanopoulos transition from the outfield to playing behind the plate in 2023. Before coming to Knoxville, Koutsoyanopoulos had never been a catcher but moved into the role and started 59 games for UT.

Also working with the base runners, the Lady Vols stole 50 bases in each of the past three seasons. Since Malveaux's arrival, Tennessee has ranked among the top five in the SEC in stolen bases per game. UT was second in 2022 with an average of 1.49, fourth in 2023 at 1.43 and fifth in 2024 at 0.96.

Malveaux—formerly Kate Singler—was a member of the Missouri softball staff for the 2020 and 2021 seasons as its director of operations.

A standout softball player at Bradley, Malveaux served as a volunteer assistant coach for the Braves in 2012. As a student-athlete, she was a Second Team All-Missouri Valley Conference selection and a First Team MVC Scholar-Athlete. She also earned First Team Capital One Academic All-District V honors as a senior.

In back-to-back years as a junior and senior, she led Bradley in RBIs, becoming just the fifth player in program history to do so.



QUICK FACTS

Hometown _____ Witt, Illinois
 College _____ New Mexico State, 2015
 _____ Bradley, 2012
 Family _____ husband: Chris
 _____ children: Gabe, Ellie

HEAD COACHING RECORD

Head Coaching Career _____ 2nd Season
 Career Record _____ 58-37 (.611)
 NCAA Regionals _____ 1

COACHING CAPSULE

2025-Pr.	Auburn [Co-Head Coach]	58-37
2024	Tennessee [Assistant Coach]	
2022-23	Tennessee [Volunteer Assistant]	
2020-21	Missouri [Director of Operations]	
2017	Louisiana [Assistant Coach]	
2015-16	Louisiana [Director of Operations]	
2012	Bradley [Volunteer Assistant]	

YEAR-BY-YEAR RESULTS

2026	Auburn	23-13
2025	Auburn	35-24

AUBURN COACHING HIGHLIGHTS

- NCAA Postseason Appearances: 1
- Top-25 Wins: 8
- NFCA D1 National Freshman of the Year finalists: 1
- D1 Softball Freshman All-Americans: 1
- NFCA All-Region Honorees: 3
- All-SEC Selections: 1
- D1 Softball National Pitcher of the Week: 1
- Softball America Star of the Week: 2
- Softball on SI Freshman of the Week: 1
- SEC Player of the Week: 1
- SEC Pitcher of the Week: 1
- CSC Academic All-District honorees: 2

PLAYER CAPSULES



**THALIA
MARTIN**

1

UTILITY
Jr. | 5-6 | R/R
Lilburn, Georgia | Brookwood

SEASON HIGH

1, vs. Michigan State (2/6/26) _____ AB _____ 2 (2x), last at Kentucky (4/4/25)
2, vs. USC Upstate (2/28/26) _____ R _____ 2, vs. USC Upstate (2/28/26)
_____ H _____ 1 (3x), last vs. NC State (5/5/25)
_____ 2B _____ 1, at Texas (3/21/25)
_____ 3B _____
_____ HR _____
_____ RBI _____

CAREER HIGH

CAREER/SEASON HIGHLIGHTS

Made 18 appearances ... primarily has been used as a pinch runner ... scored a career high two runs versus USC Upstate (2/28)

2026 GAME-BY-GAME STATS

#1 Thalia Martin - 18 games (All games)

Date	Opponent	Pos	AB	R	H	RBI	2B	3B	HR	BB	SB	CS	HBP	SAC	SF	GDP	K	PO	A	E	Avg
Feb 06	vs Michigan State	of	1	0	0	0	0	0	0	0	0	0	0	0	0	0	0	3	0	0	.000
Feb 07	vs Clemson	pr	0	1	0	0	0	0	0	0	0	0	0	0	0	0	0	0	0	0	.000
Feb 07	vs Pitt	pr	0	1	0	0	0	0	0	0	0	0	0	0	0	0	0	0	0	0	.000
Feb 08	vs Penn State	pr	0	0	0	0	0	0	0	0	0	0	0	0	0	0	0	0	0	0	.000
Feb 12	ILLINOIS	pr	0	1	0	0	0	0	0	0	1	0	0	0	0	0	0	0	0	0	.000
Feb 13	BRADLEY	of	0	0	0	0	0	0	0	0	0	0	0	0	0	0	0	0	0	0	.000
Feb 13	CAMPBELL	pr	0	0	0	0	0	0	0	0	0	0	0	0	0	0	0	0	0	0	.000
Feb 14	BRADLEY	pr	0	1	0	0	0	0	0	0	0	0	0	0	0	0	0	0	0	0	.000
Feb 14	BINGHAMTON	pr	0	1	0	0	0	0	0	0	0	0	0	0	0	0	0	0	0	0	.000
Feb 27	TROY	pr	0	0	0	0	0	0	0	0	0	0	0	0	0	0	0	0	0	0	.000
Feb 27	VIRGINIA TECH	pr	0	0	0	0	0	0	0	0	0	0	0	0	0	0	0	0	0	0	.000
Feb 28	VIRGINIA TECH	pr	0	0	0	0	0	0	0	0	0	0	0	0	0	0	0	0	0	0	.000
Feb 28	USC UPSTATE	pr/of	0	2	0	0	0	0	0	1	0	0	0	0	0	0	0	2	0	0	.000
Mar 07	KENTUCKY-1	pr	0	0	0	0	0	0	0	0	0	0	0	0	0	0	0	0	0	0	.000
Mar 07	KENTUCKY-2	pr	0	0	0	0	0	0	0	0	0	0	0	0	0	0	0	0	0	0	.000
Mar 18	JACKSONVILLE STAT	pr	0	0	0	0	0	0	0	0	0	0	0	0	0	0	0	0	0	0	.000
Mar 25	SOUTH ALABAMA	pr	0	1	0	0	0	0	0	0	0	0	0	0	0	0	0	0	0	0	.000
Mar 29	MISSOURI	pr	0	0	0	0	0	0	0	0	0	0	0	0	0	0	0	0	0	0	.000
Totals		Ogs	1	8	0	0	0	0	0	1	1	0	0	0	0	0	0	5	0	0	.000

On base pct. .500 • Slugging pct. .000

MARTIN'S OVERALL CAREER STATS

YEAR	AVG	GP-GS	AB	R	H	2B	3B	HR	RBI	TB	SLG%	BB	HBP	SO	GDP	OB%	SF	SH	SB-ATT	PO	A	E	FLD%
2024	.143	34-1	7	7	1	0	0	0	0	1	.143	0	1	2	0	.250	0	0	2-4	0	0	0	.000
2025	.222	37-1	9	11	2	1	0	0	0	3	.333	1	1	3	0	.364	0	0	1-1	0	0	0	.000
2026	.000	18-0	1	8	0	0	0	0	0	0	.000	1	0	0	0	.500	0	0	1-1	5	0	0	1.000
TOTAL	.176	89-2	17	26	3	1	0	0	0	4	.235	2	2	5	0	.333	0	0	4-6	5	0	0	1.000

PLAYER CAPSULES



**MA'NIA
WOMACK**

2

UTILITY
Jr. | 5-8 | R/R
Brandon, Mississippi | Ole Miss

SEASON HIGH

CAREER HIGH

5 (3x), last vs. Kentucky (3/7/26) _____ AB _____ 5 (3x), last vs. Kentucky (3/7/26)
 3, vs. USC Upstate (2/28/26) _____ R _____ 3, vs. USC Upstate (2/28/26)
 2 (6x), last at Oklahoma (3/14/26) _____ H _____ 2 (7x), last at Oklahoma (3/14/26)
 1 (2x), last vs. Bradley (2/14/26) _____ 2B _____ 1 (3x), last vs. Bradley (2/14/26)
 1, vs. Notre Dame (2/6/26) _____ 3B _____ 1 (2x), last vs. Notre Dame (2/6/26)
 1 (10x), last vs. Jacksonville St. (3/18/26) _____ HR _____ 1 (12x), last vs. Jacksonville St. (3/18/26)
 3 (4x), last vs. Jacksonville St. (3/18/26) _____ RBI _____ 3 (5x), last vs. Jacksonville St. (3/18/26)

CAREER/SEASON HIGHLIGHTS

Started all 36 games in center field ... already set career best season totals in runs scored, hits, doubles, home runs. RBI and total bases ... made a home run robbing catch versus No. 11 Virginia Tech (2/28) ... set a career high with three runs scored versus USC Upstate (2/28) ... has matched her career high of three RBI in four games this season ... closed February tied for the seventh most runs scored (23) in the month and tied for the second most home runs (7) ... leads the team with nine multi-RBI games and tied for the team lead with 10 home runs ... tied for 18th in the SEC in total home runs and ranks 22nd in hit by pitches

2026 GAME-BY-GAME STATS

#2 Ma'Nia Womack - 36 games (All games)

Date	Opponent	Pos	AB	R	H	RBI	2B	3B	HR	BB	SB	CS	HBP	SAC	SF	GDP	K	PO	A	E	Avg
Feb 05	at North Florida	*of	3	0	0	0	0	0	0	0	0	0	0	0	0	0	0	1	0	0	.000
Feb 06	vs Notre Dame	*of	3	2	2	1	0	1	0	1	0	0	0	0	0	0	0	2	0	1	.333
Feb 06	vs Michigan State	*of	4	0	2	0	0	0	0	0	0	0	0	0	0	0	0	7	0	0	.400
Feb 07	vs Clemson	*of	5	0	1	1	1	0	0	0	0	0	0	0	0	0	0	2	0	0	.333
Feb 07	vs Pitt	*of	5	1	1	0	0	0	0	1	0	0	0	0	0	0	0	2	1	0	.300
Feb 08	vs Penn State	*of	3	0	0	0	0	0	0	1	0	0	0	0	0	0	2	1	0	0	.261
Feb 12	ILLINOIS	*of	3	1	0	1	0	0	0	0	2	0	0	1	0	0	1	1	0	0	.231
Feb 13	BRADLEY	*of	2	2	1	3	0	0	1	2	1	0	0	0	0	0	0	1	0	1	.250
Feb 13	CAMPBELL	*of	3	2	1	0	0	0	0	0	0	0	0	0	0	0	0	1	0	0	.258
Feb 14	BRADLEY	*of	3	2	1	1	1	0	0	1	1	0	0	0	0	0	0	3	0	0	.265
Feb 14	BINGHAMTON	*of	2	1	1	1	0	0	0	0	0	0	0	0	1	0	0	0	0	0	.278
Feb 19	vs Oregon	*of	4	2	2	3	0	0	1	0	0	0	1	0	0	0	2	2	0	0	.300
Feb 19	vs UCLA	*of	2	0	0	0	0	0	0	0	0	0	1	0	0	0	1	1	0	0	.286
Feb 20	vs BYU	*of	2	1	2	3	0	0	1	1	0	1	0	0	0	0	0	1	0	0	.318
Feb 21	vs Washington	*of	4	0	1	1	0	0	0	0	0	0	0	0	0	0	1	2	0	0	.312
Feb 21	vs Cal. State Fullerton	*of	3	0	0	0	0	0	0	0	0	0	0	0	0	0	0	4	0	0	.294
Feb 22	vs California-Berkeley	*of	3	2	1	2	0	0	1	1	0	0	0	0	0	0	0	1	0	0	.296
Feb 26	TROY	*of	3	1	1	2	0	0	1	0	0	0	0	0	0	0	0	2	0	0	.298
Feb 27	TROY	*of	4	2	0	0	0	0	0	0	1	0	0	0	0	0	0	0	0	0	.279
Feb 27	VIRGINIA TECH	*of	4	1	1	2	0	0	1	0	0	0	0	0	0	0	1	0	0	0	.277
Feb 28	VIRGINIA TECH	*of	3	0	0	0	0	0	0	0	0	0	0	0	0	0	0	3	0	0	.265
Feb 28	USC UPSTATE	*of	2	3	2	1	0	0	1	1	0	0	0	0	0	0	0	0	0	0	.286
Mar 01	USC UPSTATE	*of	3	0	0	0	0	0	0	0	0	0	0	0	0	0	0	0	0	0	.274
Mar 06	KENTUCKY	*of	3	0	1	0	0	0	0	0	0	0	0	0	0	0	1	1	0	0	.276
Mar 07	KENTUCKY-1	*of	3	0	0	0	0	0	0	0	0	0	0	0	0	0	0	5	0	0	.266
Mar 07	KENTUCKY-2	*of	5	2	1	2	0	0	1	1	0	0	0	0	0	0	1	5	0	0	.262
Mar 13	at Oklahoma Sooners	*of	2	1	0	0	0	0	0	0	0	0	1	0	0	0	0	2	0	0	.256
Mar 14	at Oklahoma Sooners	*of	2	1	2	2	0	0	1	0	0	1	1	0	0	0	0	3	0	0	.273
Mar 15	at Oklahoma Sooners	*of	2	0	0	0	0	0	0	0	0	0	0	0	0	0	0	0	0	0	.267
Mar 17	at South Alabama	*of	2	1	0	0	0	0	0	2	0	0	0	0	0	0	2	2	0	0	.261
Mar 18	JACKSONVILLE STAT	*of	3	2	1	3	0	0	1	1	1	0	0	0	0	0	1	1	0	0	.263
Mar 23	FLORIDA A&M	*of	2	0	0	1	0	0	0	2	0	0	0	0	0	0	0	0	0	0	.258
Mar 25	SOUTH ALABAMA	*of	1	1	0	0	0	0	0	2	0	0	0	0	0	0	1	0	0	0	.255
Mar 27	MISSOURI	*of	3	0	1	0	0	0	0	0	0	0	0	0	0	0	1	2	0	0	.257
Mar 28	MISSOURI	*of	2	0	0	0	0	0	0	0	0	0	0	0	0	0	2	2	0	1	.252
Mar 29	MISSOURI	*of	4	1	1	0	0	0	0	0	0	0	0	0	0	0	1	2	0	0	.252
Totals		36gs	107	32	27	30	2	1	10	17	6	2	4	1	1	0	18	62	1	3	.252

On base pct. .372 • Slugging pct. .570

WOMACK'S OVERALL CAREER STATS

YEAR	AVG	GP-GS	AB	R	H	2B	3B	HR	RBI	TB	SLG%	BB	HBP	SO	GDP	OB%	SF	SH	SB-ATT	PO	A	E	FLD%
2024*	.250	23-0	8	7	2	0	0	1	4	5	.625	1	0	3	0	.333	0	0	0-0	0	0	0	.000
2025	.176	32-18	34	13	6	1	1	1	4	12	.353	7	2	14	0	.349	0	0	4-4	9	0	0	1.000
2026	.252	36-36	107	32	28	2	1	10	30	61	.570	17	4	18	0	.372	1	1	6-8	62	1	3	.955
TOTAL	.235	91-54	149	52	35	3	2	12	38	78	.523	25	6	35	0	.365	1	1	10-12	71	1	3	.960

*STATS FROM OLE MISS

PLAYER CAPSULES



**MELANIA
LUOSTARI**

3

INFIELD
Fr. | 5-7 | R/R
Maple Wisconsin | Superior

SEASON HIGH

1 (6x), last vs. USC Upstate (2/28/26) ___ AB ___ 1 (6x), last vs. USC Upstate (2/28/26)

CAREER HIGH

R

H

2B

3B

HR

RBI

CAREER/SEASON HIGHLIGHTS

Made six pinch-hit appearances over her true freshman season ... has also seen action off the bench at third base

2026 GAME-BY-GAME STATS

#3 Melania Luostari - 6 games (All games)

Date	Opponent	Pos	AB	R	H	RBI	2B	3B	HR	BB	SB	CS	HBP	SAC	SF	GDP	K	PO	A	E	Avg
Feb 07	vs Clemson	ph	1	0	0	0	0	0	0	0	0	0	0	0	0	0	1	0	0	0	.000
Feb 13	BRADLEY	ph	1	0	0	0	0	0	0	0	0	0	0	0	0	0	0	0	0	0	.000
Feb 14	BINGHAMTON	ph	1	0	0	0	0	0	0	0	0	0	0	0	0	0	0	0	0	0	.000
Feb 19	vs UCLA	ph/3b	1	0	0	0	0	0	0	0	0	0	0	0	0	0	1	0	0	0	.000
Feb 22	vs California-Berkeley	ph/3b	1	0	0	0	0	0	0	0	0	0	0	0	0	0	1	0	0	0	.000
Feb 28	USC UPSTATE	ph/3b	1	0	0	0	0	0	0	0	0	0	0	0	0	0	1	0	0	0	.000
Totals		Ogs	6	0	0	0	0	0	0	0	0	0	0	0	0	0	4	0	0	0	.000

On base pct. .000 • Slugging pct. .000

LOUSTARI'S OVERALL CAREER STATS

YEAR	AVG	GP-GS	AB	R	H	2B	3B	HR	RBI	TB	SLG%	BB	HBP	SO	GDP	OB%	SF	SH	SB-ATT	PO	A	E	FLD%
2026	.000	6-0	6	0	0	0	0	0	0	0	.000	0	0	4	0	.000	0	0	0-0	0	0	0	.000
TOTAL	.000	6-0	6	0	0	0	0	0	0	0	.000	0	0	4	0	.000	0	0	0-0	0	0	0	.000

PLAYER CAPSULES



**DAIGLE
WILSON**

4

UTILITY
Fr. | 5-11 | R/R
Orange Beach, Alabama | Orange Beach

SEASON HIGH 3 (4x), last vs. Missouri (3/29/26) _____ AB _____ 3 (4x), last vs. Missouri (3/29/26)
1 (11x), last vs. Florida A&M (3/23/26) _____ R _____ 1 (11x), last vs. Florida A&M (3/23/26)
1 (9x), last vs. Missouri (3/28/26) _____ H _____ 1 (9x), last vs. Missouri (3/28/26)
1, vs. USC Upstate (2/28/26) _____ 2B _____ 1, vs. USC Upstate (2/28/26)

3B _____
1, at Oklahoma (3/15/26) _____ HR _____ 1, at Oklahoma (3/15/26)
2 (2x), last at Oklahoma (3/15/26) _____ RBI _____ 2 (2x), last at Oklahoma (3/15/26)

CAREER/SEASON HIGHLIGHTS

Named to Softball America's SEC Freshman Watch List ... appeared in 24 games and has started the last eight games at second base in place of an injured Destiny Rodriguez ... has seen action as both a pinch runner and pinch hitter as well as time off the bench in the outfield, at shortstop and at second base ... first collegiate hit was an RBI single versus No. 13 Clemson (2/7) ... beat out a drag bunt for a single, allowing McKaela Walker to score from third to walk off Auburn's run-rule victory versus Bradley (2/14) ... knocked her first collegiate double and turned in the first multi-RBI game of her career versus USC Upstate (2/28) ... knocked her first hit in SEC play with a pinch-hit single versus Kentucky (3/7) ... earned her first start in the series finale at No. 6 Oklahoma (3/15)

2026 GAME-BY-GAME STATS

#4 Daigle Wilson - 24 games (All games)

Date	Opponent	Pos	AB	R	H	RBI	2B	3B	HR	BB	SB	CS	HBP	SAC	SF	GDP	K	PO	A	E	Avg
Feb 06	vs Michigan State	ph/of	0	0	0	0	0	0	0	0	0	0	1	0	0	0	0	0	0	0	.000
Feb 07	vs Clemson	of	2	1	1	1	0	0	0	0	0	0	0	0	0	0	0	0	1	0	.500
Feb 07	vs Pitt	of	2	0	0	0	0	0	0	0	0	0	1	0	0	0	0	2	0	0	.250
Feb 13	BRADLEY	ph/ss	1	1	0	0	0	0	0	1	0	0	0	0	0	0	0	0	1	0	.200
Feb 14	BRADLEY	ss	1	0	1	1	0	0	0	0	0	0	0	0	0	0	0	1	0	0	.333
Feb 14	BINGHAMTON	pr/ss	1	1	0	0	0	0	0	0	0	0	0	0	0	0	1	0	0	0	.286
Feb 19	vs Oregon	pr	0	1	0	0	0	0	0	0	0	0	0	0	0	0	0	0	0	0	.286
Feb 19	vs UCLA	ss	1	0	0	0	0	0	0	0	0	0	0	0	0	0	0	0	0	0	.250
Feb 21	vs Washington	pr	0	1	0	0	0	0	0	0	0	0	0	0	0	0	0	0	0	0	.250
Feb 21	vs Cal State Fullerton	pr	0	0	0	0	0	0	0	0	0	0	0	0	0	0	0	0	0	0	.250
Feb 22	vs California-Berkeley	ph/ss	1	1	0	0	0	0	0	1	0	0	0	0	0	0	1	0	0	0	.222
Feb 27	TROY	pr/ss	1	1	0	0	0	0	0	0	0	0	0	0	0	0	1	1	2	0	.200
Feb 28	USC UPSTATE	ph/2b	1	0	1	2	1	0	0	0	0	0	0	0	0	0	0	0	1	0	.273
Mar 01	USC UPSTATE	2b	0	0	0	0	0	0	0	0	0	0	0	0	0	0	0	0	0	0	.273
Mar 07	KENTUCKY-1	ph	1	1	1	0	0	0	0	0	1	0	0	0	0	0	0	0	0	0	.333
Mar 14	at Oklahoma Sooners	2b	2	0	0	0	0	0	0	0	0	0	0	0	0	0	2	1	4	1	.286
Mar 15	at Oklahoma Sooners	*2b	2	1	1	2	0	0	1	0	0	0	0	0	0	0	0	1	3	1	.312
Mar 17	at South Alabama	*2b	2	1	1	0	0	0	0	1	1	0	0	0	0	0	1	5	1	1	.333
Mar 18	JACKSONVILLE STAT	*2b	3	0	1	0	0	0	0	0	0	0	0	0	0	0	1	0	1	0	.333
Mar 23	FLORIDA A&M	*2b	2	1	1	0	0	0	0	1	2	0	0	0	0	0	0	0	1	1	.348
Mar 25	SOUTH ALABAMA	*2b	3	0	0	0	0	0	0	0	0	0	0	0	0	0	2	2	2	0	.308
Mar 27	MISSOURI	*2b	2	0	0	0	0	0	0	0	0	0	0	0	0	0	1	1	0	0	.286
Mar 28	MISSOURI	*2b	3	0	1	1	0	0	0	0	0	0	0	0	0	0	0	5	0	0	.290
Mar 29	MISSOURI	*2b	3	0	0	0	0	0	0	0	0	0	0	0	0	0	0	4	4	0	.265
Totals		8gs	34	11	9	7	1	0	1	4	4	0	2	0	0	0	10	23	21	4	.265

On base pct. .375 • Slugging pct. .382

WILSON'S OVERALL CAREER STATS

YEAR	AVG	GP-GS	AB	R	H	2B	3B	HR	RBI	TB	SLG%	BB	HBP	SO	GDP	OB%	SF	SH	SB-ATT	PO	A	E	FLD%
2026	.265	24-8	34	11	9	1	0	1	7	13	.382	4	2	10	0	.375	0	0	4-4	23	21	4	.917
TOTAL	.265	24-8	34	11	9	1	0	1	7	13	.382	4	2	10	0	.375	0	0	4-4	23	21	4	.917

PLAYER CAPSULES



**GEORGIA
LESSMANN**

5

UTILITY
Jr. | 5-5 | L/R
Enterprise, Alabama | Iowa

SEASON HIGH

1, vs. USC Upstate (2/28/26)	AB	2, at Troy (3/26/25)
1 (15x), last vs. Missouri (3/29/26)	R	2, at Troy (3/26/25)
1, vs. USC Upstate (2/28/26)	H	2, at Troy (3/26/25)
	2B	
	3B	
	HR	
	RBI	

CAREER HIGH

CAREER/SEASON HIGHLIGHTS

Appeared in 29 games primarily as a pinch runner for the Tigers ... earned her first pinch hit appearance versus USC Upstate (2/28) and was credited with an infield single ... has scored a run in 15 of her 28 pinch run opportunities

2026 GAME-BY-GAME STATS

#5 Georgia Lessmann - 29 games (All games)

Date	Opponent	Pos	AB	R	H	RBI	2B	3B	HR	BB	SB	CS	HBP	SAC	SF	GDP	K	PO	A	E	Avg	
Feb 06	vs Notre Dame	pr	0	0	0	0	0	0	0	0	0	0	0	0	0	0	0	0	0	0	0	.000
Feb 06	vs Michigan State	pr	0	0	0	0	0	0	0	0	0	1	0	0	0	0	0	0	0	0	0	.000
Feb 07	vs Clemson	pr	0	1	0	0	0	0	0	0	0	0	0	0	0	0	0	0	0	0	0	.000
Feb 07	vs Pitt	pr	0	1	0	0	0	0	0	0	0	0	0	0	0	0	0	0	0	0	0	.000
Feb 08	vs Penn State	pr	0	0	0	0	0	0	0	0	0	0	0	0	0	0	0	0	0	0	0	.000
Feb 12	ILLINOIS	pr	0	0	0	0	0	0	0	0	0	0	0	0	0	0	0	0	0	0	0	.000
Feb 13	BRADLEY	pr	0	1	0	0	0	0	0	0	0	0	0	0	0	0	0	0	0	0	0	.000
Feb 13	CAMPBELL	pr	0	1	0	0	0	0	0	0	0	0	0	0	0	0	0	0	0	0	0	.000
Feb 14	BINGHAMTON	pr	0	1	0	0	0	0	0	0	0	0	0	0	0	0	0	0	0	0	0	.000
Feb 19	vs Oregon	pr	0	1	0	0	0	0	0	0	0	0	0	0	0	0	0	0	0	0	0	.000
Feb 20	vs BYU	pr	0	1	0	0	0	0	0	0	0	0	0	0	0	0	0	0	0	0	0	.000
Feb 21	vs Washington	pr	0	0	0	0	0	0	0	0	0	0	0	0	0	0	0	0	0	0	0	.000
Feb 22	vs California-Berkeley	pr	0	1	0	0	0	0	0	0	0	0	0	0	0	0	0	0	0	0	0	.000
Feb 26	TROY	pr	0	1	0	0	0	0	0	0	0	0	0	0	0	0	0	0	0	0	0	.000
Feb 27	TROY	pr	0	1	0	0	0	0	0	0	0	0	0	0	0	0	0	0	0	0	0	.000
Feb 27	VIRGINIA TECH	pr	0	0	0	0	0	0	0	0	0	0	0	0	0	0	0	0	0	0	0	.000
Feb 28	VIRGINIA TECH	pr	0	0	0	0	0	0	0	0	0	0	0	0	0	0	0	0	0	0	0	.000
Feb 28	USC UPSTATE	ph	1	0	1	0	0	0	0	0	0	0	0	0	0	0	0	0	0	0	0	1.000
Mar 01	USC UPSTATE	pr	0	0	0	0	0	0	0	0	0	0	0	0	0	0	0	0	0	0	0	1.000
Mar 07	KENTUCKY-1	pr	0	0	0	0	0	0	0	0	0	0	0	0	0	0	0	0	0	0	0	1.000
Mar 07	KENTUCKY-2	pr	0	1	0	0	0	0	0	0	0	0	0	0	0	0	0	0	0	0	0	1.000
Mar 13	at Oklahoma Sooners	pr	0	1	0	0	0	0	0	0	0	0	0	0	0	0	0	0	0	0	0	1.000
Mar 15	at Oklahoma Sooners	pr	0	1	0	0	0	0	0	0	0	0	0	0	0	0	0	0	0	0	0	1.000
Mar 18	JACKSONVILLE STAT	pr	0	0	0	0	0	0	0	0	0	0	0	0	0	0	0	0	0	0	0	1.000
Mar 23	FLORIDA A&M	pr	0	0	0	0	0	0	0	0	0	1	0	0	0	0	0	0	0	0	0	1.000
Mar 25	SOUTH ALABAMA	pr	0	0	0	0	0	0	0	0	0	0	0	0	0	0	0	0	0	0	0	1.000
Mar 27	MISSOURI	pr	0	0	0	0	0	0	0	0	0	0	0	0	0	0	0	0	0	0	0	1.000
Mar 28	MISSOURI	pr	0	1	0	0	0	0	0	0	0	0	0	0	0	0	0	0	0	0	0	1.000
Mar 29	MISSOURI	pr	0	1	0	0	0	0	0	0	0	0	0	0	0	0	0	0	0	0	0	1.000
Totals		Ogs	1	15	1	0	0	0	0	0	0	2	0	0	0	0	0	0	0	0	0	1.000

On base pct. 1.000 • Slugging pct. 1.000

LESSMANN'S OVERALL CAREER STATS

YEAR	AVG	GP-GS	AB	R	H	2B	3B	HR	RBI	TB	SLG%	BB	HBP	SO	GDP	OB%	SF	SH	SB-ATT	PO	A	E	FLD%
2025	.500	47-0	4	21	2	0	0	0	0	2	.500	0	0	1	0	.500	0	0	3-8	0	0	0	.000
2026	1.000	29-0	1	15	1	0	0	0	0	1	1.000	0	0	0	0	1.000	0	0	0-2	0	0	0	.000
TOTAL	.600	76-0	5	36	3	0	0	0	0	3	.600	0	0	1	0	.600	0	0	3-10	0	0	0	.000

PLAYER CAPSULES



KYLIE SHAW

7

OUTFIELDER
Fr. | 5-5 | L/R
Estero, Florida | Florida

SEASON HIGH

CAREER HIGH

6, vs. Kentucky (3/7/26) _____ AB _____ 6, vs. Kentucky (3/7/26)
3 (4x), last vs. Jacksonville St. (3/18/26) _ R _ 3 (4x), last vs. Jacksonville St. (3/18/26)
3 (2x), last vs. USC Upstate (2/28/26) ___ H ___ 3 (2x), last vs. USC Upstate (2/28/26)
1 (8x), last vs. Missouri (3/27/26) _____ 2B _____ 1 (8x), last vs. Missouri (3/27/26)
1, vs. Binghamton (2/14/26) _____ 3B _____ 1, vs. Binghamton (2/14/26)
_____ HR _____
1 (4x), last vs. Kentucky (3/7/26) _____ RBI _____ 1 (4x), last vs. Kentucky (3/7/26)

CAREER/SEASON HIGHLIGHTS

Started all 36 games, splitting time in both left and right field ... moved into the leadoff spot in the order ... reached base safely in 35 of Auburn's 36 games ... has recorded a hit in 28 of Auburn's 36 games and has recorded multiple hits in 11 contests to tie for the team lead ... has scored a career best three runs in four contests this season (Michigan State, Bradley, California, Jacksonville State) ... drew 11 total walks during Auburn's six-game slate at the Mary Nutter Collegiate Classic (Feb. 19-22) ... tied the program's single game record with four walks versus Oregon (2/19) ... first Tiger to draw four walks in a game since Bri Ellis at South Carolina on April 30, 2023 ... has knocked three hits in two contests this season: vs. Bradley (2/14) and vs. USC Upstate (2/28) ... closed February with the fourth highest batting average (.467) and second highest on-base percentage (.628) ever recorded in the month ... also added the third most runs scored (28) and hits (28) scored by a Tiger in February while setting the program record with 23 walks over the opening month of the season ... drew 16 walks in March, which tied for the seventh most recorded in the month by a Tiger ... ranks third nationally with a 1.08 walks per game average and 14th in on-base percentage ... leads the SEC with 39 total walks ... also ranks third in the league in on-base percentage, 11th in runs scored and 13th in runs per game (1.14)

2026 GAME-BY-GAME STATS

#7 Kylie Shaw - 36 games (All games)

Date	Opponent	Pos	AB	R	H	RBI	2B	3B	HR	BB	SB	CS	HBP	SAC	SF	GDP	K	PO	A	E	Avg
Feb 05	at North Florida	*of	2	1	1	0	0	0	0	1	0	0	0	0	0	0	1	1	0	0	.500
Feb 06	vs Notre Dame	*of	2	0	0	0	0	0	0	0	1	0	1	0	0	0	0	2	0	0	.250
Feb 06	vs Michigan State	*of/of	4	3	2	0	0	0	0	0	0	0	0	0	0	0	0	1	0	0	.375
Feb 07	vs Clemson	*of	4	1	2	0	0	0	0	1	1	0	0	0	0	0	2	2	1	0	.417
Feb 07	vs Pitt	*of	5	1	2	0	0	0	0	1	0	0	0	0	0	0	1	1	0	0	.412
Feb 08	vs Penn State	*of	4	1	2	0	1	0	0	0	0	0	0	0	0	0	2	1	0	0	.429
Feb 12	ILLINOIS	*of	3	2	2	0	1	0	0	1	0	0	0	0	0	0	0	0	0	0	.458
Feb 13	BRADLEY	*of	3	3	2	1	1	0	0	0	1	0	1	0	0	0	0	1	0	0	.481
Feb 13	CAMPBELL	*of	3	0	1	0	0	0	0	0	0	0	0	0	0	0	1	0	0	0	.467
Feb 14	BRADLEY	*of	4	2	3	1	0	0	0	1	0	0	0	0	0	0	0	0	0	0	.500
Feb 14	BINGHAMTON	*of	3	2	2	0	0	1	0	1	0	0	0	0	0	0	0	1	0	0	.514
Feb 19	vs Oregon	*of	1	2	0	0	0	0	0	4	0	0	0	0	0	0	0	3	0	0	.500
Feb 19	vs UCLA	*of	2	0	1	0	0	0	0	1	0	0	0	0	0	0	1	1	0	0	.500
Feb 20	vs BYU	*of	1	1	1	0	0	0	0	2	0	0	0	0	0	0	0	0	0	0	.512
Feb 21	vs Washington	*of	3	0	0	0	0	0	0	1	0	0	0	0	0	0	2	3	0	0	.477
Feb 21	vs Cal State Fullerton	*of	2	1	1	0	0	0	0	1	1	0	0	0	0	0	0	0	0	0	.478
Feb 22	vs California-Berkeley	*of	2	3	0	0	0	0	0	2	0	0	1	0	0	0	0	1	0	0	.458
Feb 26	TROY	*of	2	1	1	0	0	0	0	1	0	0	0	1	0	0	1	2	0	0	.460
Feb 27	TROY	*of	3	1	2	0	0	0	0	1	0	0	0	0	0	0	0	3	0	0	.472
Feb 27	VIRGINIA TECH	*of	1	0	0	0	0	0	0	3	0	0	0	0	0	0	1	0	0	0	.463
Feb 28	VIRGINIA TECH	*of	2	1	0	0	0	0	0	2	0	0	0	0	0	0	0	1	0	1	.446
Feb 28	USC UPSTATE	*of	4	2	3	1	0	0	0	0	0	0	0	0	0	0	0	2	0	0	.467
Mar 01	USC UPSTATE	*of	3	0	1	0	0	0	0	1	0	0	0	0	0	0	0	0	0	0	.460
Mar 06	KENTUCKY	*of	1	1	1	0	0	0	0	3	0	0	0	0	0	0	0	0	0	0	.469
Mar 07	KENTUCKY-1	*of	3	2	1	1	1	0	0	1	1	0	0	0	0	0	2	4	0	0	.463
Mar 07	KENTUCKY-2	*of	6	0	1	0	1	0	0	1	0	0	0	0	0	0	2	1	0	0	.438
Mar 13	at Oklahoma Sooners	*of	3	0	0	0	0	0	0	0	0	0	0	0	0	0	0	3	0	0	.421
Mar 14	at Oklahoma Sooners	*of	3	1	1	0	0	0	0	1	0	0	0	0	0	0	0	0	0	0	.418
Mar 15	at Oklahoma Sooners	*of	3	0	1	0	0	0	0	0	0	0	0	0	0	0	2	1	0	1	.415
Mar 17	at South Alabama	*of	3	2	1	0	1	0	0	1	0	0	0	0	0	0	1	1	0	0	.412
Mar 18	JACKSONVILLE STAT	*of	1	3	0	0	0	0	0	3	0	0	0	0	0	0	0	0	0	0	.407
Mar 23	FLORIDA A&M	*of	1	1	0	0	0	0	0	2	0	0	0	1	0	0	0	3	0	0	.402
Mar 25	SOUTH ALABAMA	*of	2	2	1	0	1	0	0	2	1	0	0	0	0	0	0	0	0	0	.404
Mar 27	MISSOURI	*of	3	0	1	0	1	0	0	0	0	0	0	0	0	0	2	1	0	0	.402
Mar 28	MISSOURI	*of	3	0	1	0	0	0	0	1	0	0	0	0	0	0	1	5	0	0	.400
Mar 29	MISSOURI	*of	4	1	2	0	0	0	0	0	0	0	0	0	0	0	0	1	0	0	.404
Totals		36gs	99	41	40	4	8	1	0	39	7	0	3	2	0	0	22	46	1	2	.404

On base pct. .582 • Slugging pct. .505

SHAW'S OVERALL CAREER STATS

YEAR	AVG	GP-GS	AB	R	H	2B	3B	HR	RBI	TB	SLG%	BB	HBP	SO	GDP	OB%	SF	SH	SB-ATT	PO	A	E	FLD%
2025*	.000	35-1	4	14	0	0	0	0	0	0	.000	1	0	1	0	.200	0	0	3-4	0	0	0	.000
2026	.404	36-36	99	41	40	8	1	0	4	50	.505	39	3	22	0	.582	0	2	7-7	46	1	2	.959
TOTAL	.388	71-37	103	55	40	8	1	0	4	50	.485	40	3	23	0	.568	0	2	10-11	46	1	2	.959

*STATS FROM FLORIDA

PLAYER CAPSULES



CHARLEY BUTLER

10

RIGHT-HANDED PITCHER
Fr. | 6-0 | R/R
Tallahassee, Florida | Wakulla

SEASON HIGH

CAREER HIGH

2.1, at Oklahoma (3/13/26) _____ IP _____ 2.1, at Oklahoma (3/13/26)
 _____ CG _____
 3 (2x), last vs. Virginia Tech (2/27/26) __ BB__ 3 (2x), last vs. Virginia Tech (2/27/26)
 3, vs. Pitt (2/7/26) _____ SO _____ 3, vs. Pitt (2/7/26)
 3x, last vs. Binghamton (2/14/26) _ SO Multiple Batters__ 3x, last vs. Binghamton (2/14/26)
 _____ SO 10+ Batters _____
 54, vs. Pitt (2/7/26) _____ Pitches _____ 54, vs. Pitt (2/7/26)

CAREER/SEASON HIGHLIGHTS

Made her collegiate debut in a relief appearance versus Michigan State (2/6) ... earned her first start versus Pitt (2/7) ... tossed a season high 2.1 innings in her SEC debut at Oklahoma (3/13) ... struck out at least one batter in nine of her 10 appearances

2026 GAME-BY-GAME STATS

#10 Charley Butler - 10 appearances (All games)

Date	Opponent	GS	IP	H	R	ER	BB	SO	2B	3B	HR	WP	BK	HBP	IBB	Score	W-L	Sv	ERA	NP
Feb 06	vs Michigan State		1.2	2	4	0	2	2	0	0	0	0	0	0	0	9-6	0-0	0	0.00	41
Feb 07	vs Pitt	*	1.2	6	7	5	2	3	1	1	0	0	0	1	0	11-12	0-0	0	10.50	54
Feb 14	BINGHAMTON		2.0	0	0	0	1	2	0	0	0	1	0	0	0	11-1	0-0	0	6.56	31
Feb 19	vs UCLA		1.1	5	8	2	3	1	0	0	2	1	0	0	0	1-23	0-0	0	7.35	51
Feb 22	vs California-Berkeley		1.0	2	2	2	0	1	0	1	0	0	0	0	0	19-5	0-0	0	8.22	18
Feb 27	VIRGINIA TECH		0.1	0	0	0	3	1	0	0	0	1	0	0	0	5-9	0-0	0	7.88	21
Feb 28	USC UPSTATE		0.1	1	0	0	0	0	0	0	0	0	0	0	0	13-5	0-0	0	7.56	5
Mar 13	at Oklahoma Sooners		2.1	5	3	3	0	1	0	0	1	0	0	0	0	5-13	0-0	0	7.88	37
Mar 23	FLORIDA A&M		2.0	3	1	1	0	1	0	0	1	0	0	0	0	8-3	0-0	0	7.18	29
Mar 29	MISSOURI		1.0	1	0	0	0	1	0	0	0	0	0	0	0	4-6	0-0	0	6.66	13
Totals		1	13.2	25	25	13	11	13	1	2	4	3	0	1	0	86-83	0-0	0	6.66	-

BUTLER'S OVERALL CAREER STATS

YEAR	ERA	W-L	APP	GS	CG	SHO	SV	IP	H	R	ER	BB	SO	2B	3B	HR	BF	BAVG	WP	HBP	BK	SFA	SHA
2026	6.66	0-0	10	1	0	0/0	0	13.2	25	25	13	11	13	1	2	4	81	.391	3	1	0	4	1
TOTAL	6.66	0-0	10	1	0	0/0	0	13.2	25	25	13	11	13	1	2	4	81	.391	3	1	0	4	1

PLAYER CAPSULES



**AVA
RATLIFF**

12

CATCHER
Fr. | 5-5 | R/R
Bedford, Indiana | Bedford North Lawrence

SEASON HIGH

CAREER HIGH

5 (2x), last vs. Kentucky (3/7/26) _____ AB _____ 5 (2x), last vs. Kentucky (3/7/26)
1 (7x), last vs. South Alabama (3/25/26) _ R_ 1 (7x), last vs. South Alabama (3/25/26)
2 (3x), last vs. South Alabama (3/25/26) _ H_ 2 (3x), last vs. South Alabama (3/25/26)
1 (4x), last vs. Kentucky (3/7/26) _____ 2B _____ 1 (4x), last vs. Kentucky (3/7/26)

3B _____
1, vs. Virginia Tech (2/27/26) _____ HR _____ 1, vs. Virginia Tech (2/27/26)
4, vs. Bradley (2/13/26) _____ RBI _____ 4, vs. Bradley (2/13/26)

CAREER/SEASON HIGHLIGHTS

Appeared in 31 games, earning 28 starts behind the dish and one as the designated player ... first collegiate hit came versus No. 13 Clemson (2/7) ... with help of her first collegiate double led the team with a four RBI versus Bradley (2/13) ... turned in her first multi-hit performance versus No. 11 Virginia Tech (2/27) and slugged a three-run home run, the first of her career ... has recorded six hits in Auburn's last seven games

2026 GAME-BY-GAME STATS

#12 Ava Ratliff - 31 games (All games)

Date	Opponent	Pos	AB	R	H	RBI	2B	3B	HR	BB	SB	CS	HBP	SAC	SF	GDP	K	PO	A	E	Avg
Feb 05	at North Florida	ph	1	0	0	0	0	0	0	0	0	0	0	0	0	0	0	0	0	0	.000
Feb 06	vs Notre Dame	*c	1	0	0	0	0	0	0	2	0	0	0	0	0	0	0	1	0	0	.000
Feb 07	vs Clemson	ph/dh	3	0	1	0	0	0	0	0	0	0	0	0	0	0	1	0	0	0	.200
Feb 07	vs Pitt	*c	5	0	0	0	0	0	0	0	0	0	0	0	0	0	1	9	3	0	.100
Feb 13	BRADLEY	*c	2	0	1	4	1	0	0	0	0	0	0	0	1	0	0	7	0	0	.167
Feb 14	BRADLEY	*dh	4	1	1	0	1	0	0	0	0	0	0	0	0	0	1	0	0	0	.188
Feb 19	vs Oregon	*c/dh	4	0	1	0	0	0	0	0	0	0	0	0	0	0	3	4	1	0	.200
Feb 19	vs UCLA	*c	1	0	0	0	0	0	0	0	0	0	0	0	0	0	0	2	0	0	.190
Feb 20	vs BYU	*c	2	0	0	0	0	0	0	1	0	0	0	0	0	0	0	7	1	0	.174
Feb 21	vs Washington	*c	2	1	1	0	0	0	0	0	0	0	0	0	0	0	1	3	1	0	.200
Feb 21	vs Cal State Fullerton	*c	2	0	0	0	0	0	0	0	0	0	0	0	0	0	1	4	0	1	.185
Feb 22	vs California-Berkeley	*c	3	1	1	1	0	0	0	0	0	0	0	0	0	0	0	5	0	0	.200
Feb 26	TROY	*c	2	0	0	0	0	0	0	0	0	0	0	0	0	0	1	7	1	0	.188
Feb 27	TROY	*c	1	1	1	1	1	0	0	2	0	0	0	0	0	0	0	3	0	0	.212
Feb 27	VIRGINIA TECH	*c	3	1	2	3	0	0	1	0	0	0	0	0	0	0	0	7	0	0	.250
Feb 28	VIRGINIA TECH	*c	3	0	0	0	0	0	0	0	0	0	0	0	0	0	2	1	0	0	.231
Feb 28	USC UPSTATE	*c	1	0	0	0	0	0	0	0	0	0	0	0	0	0	0	4	0	0	.225
Mar 01	USC UPSTATE	*c	3	0	0	0	0	0	0	0	0	0	0	0	0	1	0	13	0	0	.209
Mar 06	KENTUCKY	*c	3	0	0	0	0	0	0	0	0	0	0	0	0	0	0	7	0	1	.196
Mar 07	KENTUCKY-1	*c	2	0	0	0	0	0	0	0	0	0	0	0	0	0	0	4	0	0	.188
Mar 07	KENTUCKY-2	*c	5	0	1	1	1	0	0	0	0	0	0	0	0	0	0	11	2	0	.189
Mar 13	at Oklahoma Sooners	*c	1	0	0	0	0	0	0	0	0	0	0	0	0	0	0	4	0	0	.185
Mar 14	at Oklahoma Sooners	*c	2	0	0	0	0	0	0	1	0	0	0	0	0	0	2	0	0	0	.179
Mar 15	at Oklahoma Sooners	*c	1	0	0	0	0	0	0	1	0	0	0	0	0	0	0	4	0	0	.175
Mar 17	at South Alabama	*c	2	0	0	0	0	0	0	1	0	0	0	0	0	0	1	1	0	0	.169
Mar 18	JACKSONVILLE STAT	*c	2	0	0	0	0	0	0	0	0	0	0	0	0	0	0	6	0	0	.164
Mar 23	FLORIDA A&M	*c	3	1	2	0	0	0	0	0	0	0	0	0	0	0	0	6	0	0	.188
Mar 25	SOUTH ALABAMA	*c	3	1	2	2	0	0	0	0	0	0	0	0	0	0	0	10	1	0	.209
Mar 27	MISSOURI	*c	3	0	1	0	0	0	0	0	0	0	0	0	0	1	0	9	0	0	.214
Mar 28	MISSOURI	*c	1	0	0	0	0	0	0	2	0	0	0	0	0	0	0	1	0	0	.211
Mar 29	MISSOURI	*c	2	0	1	2	0	0	0	1	0	0	0	0	0	0	1	4	0	0	.219
Totals		29gs	73	7	16	14	4	0	1	11	0	0	0	0	1	2	15	144	10	2	.219

On base pct. .318 • Slugging pct. .315

RATLIFF'S OVERALL CAREER STATS

YEAR	AVG	GP-GS	AB	R	H	2B	3B	HR	RBI	TB	SLG%	BB	HBP	SO	GDP	OB%	SF	SH	SB-ATT	PO	A	E	FLD%
2026	.219	31-29	73	7	16	4	0	1	14	23	.315	11	0	15	2	.318	1	0	0-0	144	10	2	.987
TOTAL	.219	31-29	73	7	16	4	0	1	14	23	.315	11	0	15	2	.318	1	0	0-0	144	10	2	.987

PLAYER CAPSULES



ELLA HARRISON

13

RIGHT-HANDED PITCHER
So. | 5-7 | R/R
Clarence, New York | Rutgers

SEASON HIGH

CAREER HIGH

7.0 (7x), last vs. Missouri (3/27/26) _____ IP _____ 7.0 (7x), last vs. Missouri (3/27/26)
 9x, last vs. Missouri (3/27/26) _____ CG _____ 27x, last vs. Missouri (3/27/26)
 6, vs. Clemson (2/7/26) _____ BB _____ 6 (4x), last vs. Clemson (2/7/26)
 13, vs. USC Upstate (3/1/26) _____ SO _____ 16, vs. North Dakota (3/7/25)
 18x, last vs. Missouri (3/27/26) _____ SO Multiple Batters_ 48x, last vs. Missouri (3/27/26)
 3x, last vs. South Alabama (3/25/26) _____ SO 10+ Batters_ 10x, last vs. South Alabama (3/25/26)
 141, vs. Clemson (2/7/26) _____ Pitches _____ 141, vs. Clemson (2/7/26)

CAREER/SEASON HIGHLIGHTS

Made 22 appearances with 18 starts ... tossed complete games in nine of her 18 starts ... struck out multiple batters in 18 of her 22 appearances with three double-digit strikeout efforts ... earned ranked victories over No. 13 Clemson (2/7) and No. 18 Oregon (2/19) ... struck out 11 versus Penn State (2/8) ... the first Auburn pitcher to strike out 10+ in a game since Maddie Penta (21) vs. UCF on May 18, 2024 ... named to the NFCA Leadoff Classic All-Tournament Team ... tossed a one-hit shutout versus Illinois (2/12) ... first one-hit effort by a Tiger pitcher since Haley Rainey versus NC State (May 4, 2025) ... her seven victories over the course of February tied for the ninth most wins in the opening month of a season by a Tiger pitcher ... added her second 10+ strikeout game of the season behind a season high 13 versus USC Upstate (3/1) ... first pitcher to toss a complete game against No. 6 Oklahoma (3/14) ... her strikeout to end the game versus Jacksonville State (3/18) was her 300th of her career ... struck out 10 in a complete-game effort versus South Alabama (3/25) ... ranks second in the SEC in innings pitched, third in starts and complete games, sixth in strikeouts, seventh in appearances, ninth in victories and 14th in strikeouts per seven innings (7.3)

2026 GAME-BY-GAME STATS

#13 Ella Harrison - 22 appearances (All games)

Date	Opponent	GS	IP	H	R	ER	BB	SO	2B	3B	HR	WP	BK	HBP	IBB	Score	W-L	Sv	ERA	NP
Feb 05	at North Florida		1.2	4	5	2	0	2	1	0	0	1	0	0	0	3-11	0-0	0	8.40	65
Feb 06	vs Michigan State		1.1	1	0	0	1	3	1	0	0	0	0	0	0	9-6	0-0	1	4.67	39
Feb 07	vs Clemson	*	7.0	6	5	0	6	6	0	0	0	1	0	0	0	10-5	1-0	1	1.40	141
Feb 08	vs Penn State	*	7.0	5	3	2	2	11	0	0	1	0	0	0	0	4-3	2-0	1	1.65	112
Feb 12	ILLINOIS	*	5.0	1	0	0	0	7	0	0	0	0	0	1	0	8-0	3-0	1	1.27	81
Feb 13	CAMPBELL	*	4.0	5	3	3	0	5	0	0	1	1	0	0	0	11-3	4-0	1	1.88	62
Feb 19	vs Oregon		3.1	1	1	1	2	2	0	0	0	0	0	0	0	10-5	5-0	1	1.91	55
Feb 19	vs UCLA	*	2.1	4	4	4	1	0	1	1	0	1	0	0	0	1-23	5-1	1	2.65	46
Feb 20	vs BYU	*	3.0	4	1	0	1	5	0	0	0	2	0	0	0	10-1	6-1	1	2.42	57
Feb 21	vs Cal State Fullerton	*	7.0	3	1	1	3	4	0	0	1	0	0	0	0	2-1	7-1	1	2.18	118
Feb 22	vs California-Berkeley	*	2.0	1	1	0	2	3	1	0	0	0	0	0	0	19-5	7-1	1	2.08	41
Feb 26	TROY	*	2.0	0	3	3	4	3	0	0	0	3	0	0	0	8-7	7-1	1	2.45	45
Feb 27	VIRGINIA TECH	*	5.2	11	7	5	2	3	3	0	0	2	0	0	0	5-9	7-2	1	2.86	97
Mar 01	USC UPSTATE	*	7.0	4	1	1	0	13	0	0	0	1	0	1	0	2-1	8-2	1	2.64	113
Mar 06	KENTUCKY	*	6.1	6	7	5	3	7	0	0	2	0	0	0	0	3-8	8-3	1	2.92	110
Mar 07	KENTUCKY-2	*	6.1	9	4	4	2	7	1	0	1	2	0	2	0	6-5	8-3	1	3.06	114
Mar 14	at Oklahoma Sooners	*	6.0	11	8	7	5	0	4	1	1	2	0	0	0	5-8	8-4	1	3.45	109
Mar 15	at Oklahoma Sooners	*	1.0	4	7	7	5	1	1	0	1	1	0	0	0	2-14	8-4	1	4.04	60
Mar 18	JACKSONVILLE STAT	*	7.0	6	3	2	2	5	0	0	0	0	0	1	0	10-3	9-4	1	3.87	109
Mar 25	SOUTH ALABAMA	*	7.0	5	3	3	2	10	1	0	1	0	0	0	0	6-3	10-4	1	3.80	110
Mar 27	MISSOURI	*	7.0	6	3	3	0	9	1	1	1	1	0	2	0	0-3	10-5	1	3.75	104
Mar 29	MISSOURI	*	3.0	2	2	2	2	1	0	0	1	0	0	0	0	4-6	10-5	1	3.77	62
Totals		18	102.0	99	72	55	45	107	15	3	11	18	0	7	0	138-130	10-5	1	3.77	-

HARRISON'S OVERALL CAREER STATS

YEAR	ERA	W-L	APP	GS	CG	SHO	SV	IP	H	R	ER	BB	SO	2B	3B	HR	BF	BAVG	WP	HBP	BK	SFA	SHA
2025	2.61	12-18	33	29	18	4/0	0	177.0	154	103	66	71	213	20	5	11	781	.225	25	16	0	5	3
2026	3.77	10-5	22	18	9	1/0	1	102.0	99	72	55	45	107	15	3	11	472	.239	18	7	0	1	4
TOTAL	3.04	22-23	55	47	27	5/0	1	279.0	253	175	121	116	320	35	8	22	1253	.230	43	23	0	6	7

PLAYER CAPSULES



**ANNALEA
ADAMS**

14

UTILITY
So. | 5-5 | R/R
Liberty, Indiana | Union County

SEASON HIGH

5, vs. Kentucky (3/7/26) _____ AB _____ 5 (3x), last vs. Kentucky (3/7/26)
3, vs. Clemson (2/7/26) _____ R _____ 3, vs. Clemson (2/7/26)
3, vs. Oregon (2/19/26) _____ H _____ 3 (5x), last vs. Oregon (2/19/26)
1 (7x), last vs. Jacksonville St. (3/18/26) _____ 2B _____ 1 (16x), last vs. Jacksonville St. (3/18/26)
1 (2x), last vs. Troy (2/27/26) _____ 3B _____ 1 (2x), last vs. Troy (2/27/26)
1 (5x), last at Oklahoma (3/14/26) _____ HR _____ 1 (15x), last at Oklahoma (3/14/26)
6, vs. Oregon (2/19/26) _____ RBI _____ 6, vs. Oregon (2/19/26)

CAREER HIGH

CAREER/SEASON HIGHLIGHTS

Named to the 2026 Preseason All-SEC Team ... tabbed No. 83 on D1 Softball's Preseason D100 Players and ranked No. 9 by the publication in its preseason DP/UTL rankings ... started every game at first base for the Tigers ... 14 of her 32 hits have gone for extra bases ... slugged the first triple of her career versus Notre Dame (2/6) ... set a career high with three runs scored versus No. 13 Clemson (2/7/26) ... knocked three hits for the fifth time in her career in Auburn's contest versus No. 18 Oregon (2/19/26) ... added a career high six RBI in the contest ... first Tiger with six RBI in a game since Anna Wohlers versus South Alabama on March 19, 2025 ... finished tied for third in school history with two triples in the month of February ... Softball America ranked her the No. 11 first base in the country in its March Power Rankings ... drove in the winning RBI off a fielder's choice in Auburn's 2-1 win versus USC Upstate (3/1) ... tied for fourth in Auburn single-season history with five sacrifice flies ... is the SEC leader in sacrifice flies while ranking eighth nationally

2026 GAME-BY-GAME STATS

#14 AnnaLea Adams - 36 games (All games)

Date	Opponent	Pos	AB	R	H	RBI	2B	3B	HR	BB	SB	CS	HBP	SAC	SF	GDP	K	PO	A	E	Avg	
Feb 05	at North Florida	*1b	3	0	0	0	0	0	0	0	0	0	0	0	0	0	2	1	0	3	.000	
Feb 06	vs Notre Dame	*1b	4	0	1	1	0	1	0	0	0	0	0	0	0	0	1	1	0	0	.143	
Feb 06	vs Michigan State	*1b	2	2	1	0	1	0	0	2	0	0	0	0	0	1	0	5	0	0	.222	
Feb 07	vs Clemson	*1b	3	3	2	2	0	0	1	0	0	0	1	0	0	0	0	5	0	1	.333	
Feb 07	vs Pitt	*1b	4	2	2	2	1	0	1	1	0	0	0	0	0	0	0	7	1	0	.375	
Feb 08	vs Penn State	*1b	4	0	0	0	0	0	0	0	0	0	0	0	0	0	1	6	0	0	.300	
Feb 12	ILLINOIS	*1b	2	0	1	1	1	0	0	1	0	0	0	0	0	0	0	5	0	0	.318	
Feb 13	BRADLEY	*1b	3	1	2	2	1	0	0	0	0	0	0	0	0	0	1	0	0	0	.360	
Feb 13	CAMPBELL	*1b	2	1	1	1	0	0	0	0	0	0	0	0	1	0	0	6	0	1	.370	
Feb 14	BRADLEY	*1b	3	2	1	2	0	0	1	0	0	0	1	0	0	0	0	7	0	0	.367	
Feb 14	BINGHAMTON	*1b	1	1	1	1	0	0	0	1	0	0	0	0	1	0	0	4	0	0	.387	
Feb 19	vs Oregon	*1b	4	1	3	6	1	0	1	0	0	0	1	0	0	0	0	6	0	0	.429	
Feb 19	vs UCLA	*1b	3	0	0	0	0	0	0	0	0	0	0	0	0	0	0	6	0	0	.395	
Feb 20	vs BYU	*1b	2	1	0	0	0	0	0	1	0	0	0	0	0	0	1	5	0	0	.375	
Feb 21	vs Washington	*1b	3	0	1	0	0	0	0	1	0	0	0	0	0	0	0	6	0	0	.372	
Feb 21	vs Cal State Fullerton	*1b	3	0	0	0	0	0	0	0	0	0	0	0	0	0	2	10	0	0	.348	
Feb 22	vs California-Berkeley	*1b	2	2	1	2	0	0	0	1	0	0	0	0	0	0	0	2	0	0	.354	
Feb 26	TROY	*1b	3	1	1	0	0	0	0	0	0	0	0	0	0	0	2	8	0	0	.353	
Feb 27	TROY	*1b	3	0	2	2	0	1	0	1	0	0	0	0	0	0	0	9	1	0	.370	
Feb 27	VIRGINIA TECH	*1b	4	1	1	0	0	0	0	0	0	0	0	0	0	0	2	12	1	1	.362	
Feb 28	VIRGINIA TECH	*1b	1	0	1	0	0	0	0	2	0	0	0	0	0	0	0	11	0	0	.373	
Feb 28	USC UPSTATE	*1b	2	1	1	1	0	0	0	0	0	0	0	0	0	0	0	2	0	0	.377	
Mar 01	USC UPSTATE	*1b	2	0	0	1	0	0	0	1	0	0	0	0	0	0	0	5	0	0	.365	
Mar 06	KENTUCKY	*1b	2	0	0	1	0	0	0	0	0	0	0	0	1	0	0	9	0	0	.354	
Mar 07	KENTUCKY-1	*1b	4	0	1	0	0	0	0	0	0	0	0	0	0	0	0	4	0	0	.348	
Mar 07	KENTUCKY-2	*1b	5	0	1	1	1	0	0	1	0	0	0	0	0	0	3	11	0	0	.338	
Mar 13	at Oklahoma Sooners	*1b	3	0	0	0	0	0	0	0	0	0	0	0	0	0	0	6	0	0	.325	
Mar 14	at Oklahoma Sooners	*1b	4	1	2	1	0	0	1	0	0	0	0	0	0	0	1	12	0	0	.333	
Mar 15	at Oklahoma Sooners	*1b	2	0	0	0	0	0	0	0	0	0	0	0	0	0	1	4	0	0	.325	
Mar 17	at South Alabama	*1b	2	1	0	1	0	0	0	1	0	0	0	0	1	0	0	4	0	0	.318	
Mar 18	JACKSONVILLE STAT	*1b/dh	4	0	2	0	1	0	0	0	0	0	0	0	0	1	0	6	0	1	.326	
Mar 23	FLORIDA A&M	*1b	4	1	1	0	0	0	0	0	0	0	0	0	0	0	0	11	0	0	.323	
Mar 25	SOUTH ALABAMA	*1b	3	0	1	1	0	0	0	0	0	0	0	0	0	0	0	5	0	1	.323	
Mar 27	MISSOURI	*1b	2	0	0	0	0	0	0	1	0	0	0	0	0	0	0	5	1	0	.316	
Mar 28	MISSOURI	*1b	3	0	0	0	0	0	0	0	0	0	0	0	0	0	2	5	0	0	.307	
Mar 29	MISSOURI	*1b	3	0	1	1	0	0	0	0	0	0	0	0	1	0	1	7	0	0	.308	
Totals			36gs	104	22	32	30	7	2	5	15	0	0	3	0	5	2	20	218	4	8	.308

On base pct. .394 • Slugging pct. .558

ADAMS' OVERALL CAREER STATS

YEAR	AVG	GP-GS	AB	R	H	2B	3B	HR	RBI	TB	SLG%	BB	HBP	SO	GDP	OB%	SF	SH	SB-ATT	PO	A	E	FLD%
2025	.390	50-43	146	21	57	9	0	10	41	96	.658	10	2	14	8	.434	1	0	0-0	152	8	2	.988
2026	.308	36-36	104	22	32	7	2	5	30	58	.558	15	3	20	2	.394	5	0	0-0	218	4	8	.965
TOTAL	.356	86-79	250	43	89	16	2	15	71	154	.616	25	5	34	10	.416	6	0	0-0	370	12	10	.974

PLAYER CAPSULES



**BRITYAN
GODFREY**

18

CATCHER
Fr. | 5-10 | R/R
Danville, Alabama | Hartselle

SEASON HIGH

CAREER HIGH

1 (2x), last vs. USC Upstate (2/28/26) ___ AB ___ 1 (2x), last vs. USC Upstate (2/28/26)
 _____ R _____
 _____ H _____
 _____ 2B _____
 _____ 3B _____
 _____ HR _____
 _____ RBI _____

CAREER/SEASON HIGHLIGHTS

Made two appearances behind the dish for the Tigers ... made her collegiate debut versus California (2/22)

2026 GAME-BY-GAME STATS

#18 Brityan Godfrey - 2 games (All games)

Date	Opponent	Pos	AB	R	H	RBI	2B	3B	HR	BB	SB	CS	HBP	SAC	SF	GDP	K	PO	A	E	Avg
Feb 22	vs California-Berkeley	c	1	0	0	0	0	0	0	0	0	0	0	0	0	0	0	2	0	0	.000
Feb 28	USC UPSTATE	c	1	0	0	0	0	0	0	0	0	0	0	0	0	0	0	1	0	0	.000
Totals		Ogs	2	0	0	0	0	0	0	0	0	0	0	0	0	0	0	3	0	0	.000

On base pct. .000 • Slugging pct. .000

BRITYAN GODFREY'S OVERALL CAREER STATS

YEAR	AVG	GP-GS	AB	R	H	2B	3B	HR	RBI	TB	SLG%	BB	HBP	SO	GDP	OB%	SF	SH	SB-ATT	PO	A	E	FLD%
2026	.000	2-0	2	0	0	0	0	0	0	0	.000	0	0	0	0	.000	0	0	0-0	3	0	0	1.000
TOTAL	.000	2-0	2	0	0	0	0	0	0	0	.000	0	0	0	0	.000	0	0	0-0	3	0	0	1.000

PLAYER CAPSULES



**BLAYNE
GODFREY**

19

RIGHT-HANDED PITCHER
RFr. | 5-10 | R/R
Danville, Alabama | Hartselle

SEASON HIGH

CAREER HIGH

2.2. vs. USC Upstate (2/28/26) _____ IP _____ 2.2. vs. USC Upstate (2/28/26)
 _____ CG _____
 2. vs. Troy (2/27/26) _____ BB _____ 2. vs. Troy (2/27/26)
 3. vs. Bradley (2/13/26) _____ SO _____ 3. vs. Bradley (2/13/26)
 2x, last vs. USC Upstate (2/28/26)_SO Multiple Batters_2x, last vs. USC Upstate (2/28/26)
 _____ SO 10+ Batters _____
 40. vs. Troy (2/27/26) _____ Pitches _____ 40. vs. Troy (2/27/26)

CAREER/SEASON HIGHLIGHTS

Made six appearances and earn on start in the circle ... made her collegiate debut in a relief appearance versus Bradley (2/13) ... tossed two innings, allow zero earned runs and earned the victory in relief ... also saw relief action versus Washington (2/21) ... earned her first collegiate start versus Troy (2/27) ... earned her second victory in relief versus USC Upstate and tossed a career high in innings (2/28) ... has struck out at least one batter in five of her six appearances this season

2026 GAME-BY-GAME STATS

#19 Blayne Godfrey - 6 appearances (All games)

Date	Opponent	GS	IP	H	R	ER	BB	SO	2B	3B	HR	WP	BK	HBP	IBB	Score	W-L	Sv	ERA	NP
Feb 13	BRADLEY		2.0	2	2	0	0	3	1	0	0	1	0	0	0	14-3	1-0	0	0.00	30
Feb 21	vs Washington		0.2	2	0	0	0	1	0	0	0	0	0	0	0	2-5	1-0	0	0.00	24
Feb 27	TROY	*	2.1	1	1	1	2	1	0	0	1	0	0	1	0	10-4	1-0	0	1.40	40
Feb 28	USC UPSTATE		2.2	3	4	4	1	2	1	0	0	1	0	1	0	13-5	2-0	0	4.57	33
Mar 13	at Oklahoma Sooners		1.0	0	1	1	1	1	0	0	0	0	0	0	0	5-13	2-0	0	4.85	20
Mar 17	at South Alabama		1.0	1	0	0	0	0	0	0	0	0	0	0	0	11-2	2-0	0	4.34	13
Totals		1	9.2	9	8	6	4	8	2	0	1	2	0	2	0	55-32	2-0	0	4.34	-

BLAYNE GODFREY'S OVERALL CAREER STATS

YEAR	ERA	W-L	APP	GS	CG	SHO	SV	IP	H	R	ER	BB	SO	2B	3B	HR	BF	BAVG	WP	HBP	BK	SFA	SHA
2026	4.34	2-0	6	1	0	0/0	0	9.2	9	8	6	4	8	2	0	1	43	.250	2	2	0	1	0
TOTAL	4.34	2-0	6	1	0	0/0	0	9.2	8	8	6	4	8	2	0	1	43	.250	2	2	0	1	0

PLAYER CAPSULES



ALYSSA HASTINGS

20

INFIELD
Jr. | 5-3 | L/R
Huntsville, Alabama | Lipscomb

SEASON HIGH

CAREER HIGH

6, vs. Kentucky (3/7/26) _____ AB _____ 6, vs. Kentucky (3/7/26)
 2 (3x), last vs. Jacksonville St. (3/18/26) _ R_ 3 (4x), last at Central Arkansas (4/19/25)
 4, vs. Kentucky (3/7/26) _____ H _____ 4 (3x), last vs. Kentucky (3/7/26)
 2, vs. Oregon (2/19/26) _____ 2B _____ 2 (3x), last vs. Oregon (2/19/26)
 _____ 3B _____
 1 (4x), last vs. Missouri (3/28/26) _____ HR _____ 1 (11x), last vs. Missouri (3/28/26)
 3, vs. South Alabama (3/25/26) _____ RBI _____ 4 (3x), last vs. Northern Iowa (3/1/25)

CAREER/SEASON HIGHLIGHTS

Started every game at shortstop for the Tigers ... delivered the RBI double versus Campbell (2/13) to walk off Auburn's run-rule victory ... slugged two doubles versus Oregon (2/19) for her first multi-double game of the season ... it marked the third time in her career that she has hit two doubles in a game and the first since April 1, 2025 versus Western Kentucky ... checked in as the No. 12 shortstop in the country in Softball America's March Power Rankings ... tied her career high with four hits, including the walk-off double, to secure Auburn's series win over Kentucky (3/7) ... just the third time she has recorded three hits in a game and the first time since March 1, 2025 ... set a season high with three RBI vs. South Alabama (3/25) ... tied for sixth in Auburn single-season history with four sacrifice flies ... her single in the Missouri (3/29) was the 150th hit of her career ... ranks tied for fifth in the SEC in sacrifice flies and 21st in batting average

2026 GAME-BY-GAME STATS

#20 Alyssa Hastings - 36 games (All games)

Date	Opponent	Pos	AB	R	H	RBI	2B	3B	HR	BB	SB	CS	HBP	SAC	SF	GDP	K	PO	A	E	Avg
Feb 05	at North Florida	*ss	1	0	0	0	0	0	0	1	0	0	0	0	0	0	1	1	2	0	.000
Feb 06	vs Notre Dame	*ss	3	0	0	0	0	0	0	0	0	0	0	0	0	1	1	5	0	0	.000
Feb 06	vs Michigan State	*ss	3	1	1	1	0	0	0	1	0	0	0	0	0	0	1	2	1	2	.143
Feb 07	vs Clemson	*ss	2	0	1	1	0	0	0	0	0	0	0	1	0	0	0	3	0	0	.222
Feb 07	vs Pitt	*ss	4	1	3	1	0	0	0	0	0	0	0	1	0	0	0	0	1	1	.385
Feb 08	vs Penn State	*ss	3	0	0	0	0	0	0	0	0	0	0	0	0	0	1	0	1	0	.312
Feb 12	ILLINOIS	*ss	3	1	2	1	0	0	1	0	0	0	0	0	0	0	0	1	1	0	.368
Feb 13	BRADLEY	*ss	1	0	0	0	0	0	0	0	0	0	0	0	0	0	0	0	0	0	.350
Feb 13	CAMPBELL	*ss	3	1	2	2	1	0	1	0	0	0	0	0	0	0	0	0	2	0	.391
Feb 14	BRADLEY	*ss	2	0	1	0	0	0	0	1	0	0	0	0	0	0	0	0	2	0	.400
Feb 14	BINGHAMTON	*ss	2	0	2	0	1	0	0	0	0	0	0	0	0	0	0	1	1	0	.444
Feb 19	vs Oregon	*ss	4	1	3	0	2	0	0	0	0	0	0	0	0	0	0	1	5	0	.484
Feb 19	vs UCLA	*ss	1	0	1	0	0	0	0	0	0	0	0	0	0	0	0	1	0	1	.500
Feb 20	vs BYU	*ss	1	0	1	2	0	0	0	0	0	0	0	0	1	0	0	0	1	0	.515
Feb 21	vs Washington	*ss	3	0	1	0	0	0	0	0	0	0	0	0	0	0	0	2	0	0	.500
Feb 21	vs Cal State Fullerton	*ss	2	0	1	0	0	0	0	0	0	0	0	0	0	0	0	1	0	0	.500
Feb 22	vs California-Berkeley	*ss	2	0	0	0	0	0	0	0	0	0	0	0	0	0	0	0	1	0	.475
Feb 26	TROY	*ss	3	1	1	0	0	0	0	0	0	0	0	0	0	0	0	0	2	0	.465
Feb 27	TROY	*ss	0	1	0	1	0	0	2	0	0	0	0	0	0	0	0	2	1	0	.465
Feb 27	VIRGINIA TECH	*ss	2	0	1	0	0	0	0	1	0	0	0	0	0	0	0	1	4	1	.467
Feb 28	VIRGINIA TECH	*ss	2	0	0	0	0	0	0	1	0	0	0	0	0	0	0	1	1	4	.447
Feb 28	USC UPSTATE	*ss	1	2	1	1	0	0	0	1	0	0	0	0	1	0	0	1	0	0	.458
Mar 01	USC UPSTATE	*ss	2	1	1	0	0	0	0	0	0	0	1	0	0	0	0	1	1	0	.460
Mar 06	KENTUCKY	*ss	3	1	1	0	1	0	0	0	0	0	0	0	0	0	2	1	7	1	.453
Mar 07	KENTUCKY-1	*ss	4	0	2	1	1	0	0	0	0	0	0	0	0	0	0	1	1	0	.456
Mar 07	KENTUCKY-2	*ss	6	0	4	1	1	0	0	1	0	0	0	0	0	0	0	2	2	0	.476
Mar 13	at Oklahoma Sooners	*ss	2	0	0	0	0	0	0	1	0	0	0	0	0	0	0	0	1	0	.462
Mar 14	at Oklahoma Sooners	*ss	4	1	1	2	0	0	1	0	0	0	0	0	0	0	0	0	2	0	.449
Mar 15	at Oklahoma Sooners	*ss	3	0	0	0	0	0	0	0	0	0	0	0	0	0	0	1	0	0	.431
Mar 17	at South Alabama	*ss	2	2	0	0	0	0	0	1	0	0	1	0	0	0	0	1	3	0	.419
Mar 18	JACKSONVILLE STAT	*ss	2	2	1	1	1	0	0	2	0	0	0	0	0	0	1	1	5	1	.421
Mar 23	FLORIDA A&M	*ss	2	1	1	2	0	0	0	0	1	0	0	0	2	0	0	0	2	0	.423
Mar 25	SOUTH ALABAMA	*ss	4	0	2	3	0	0	0	0	0	0	0	0	0	0	0	0	0	0	.427
Mar 27	MISSOURI	*ss	3	0	0	0	0	0	0	0	0	0	0	0	0	0	0	2	2	0	.412
Mar 28	MISSOURI	*ss	3	1	3	1	0	0	1	1	0	0	0	0	0	0	0	2	2	0	.432
Mar 29	MISSOURI	*ss	4	1	1	0	0	0	0	0	0	0	0	0	0	0	0	2	2	0	.424
Totals		36gs	92	19	39	21	8	0	4	14	1	0	2	2	4	1	8	35	59	7	.424

On base pct. .491 • Slugging pct. .641

HASTINGS' OVERALL CAREER STATS

YEAR	AVG	GP-GS	AB	R	H	2B	3B	HR	RBI	TB	SLG%	BB	HBP	SO	GDP	OB%	SF	SH	SB-ATT	PO	A	E	FLD%
2024*	.290	50-48	138	15	40	2	0	0	14	42	.304	22	2	7	1	.395	0	5	3-3	71	115	10	.949
2025*	.413	55-55	172	43	71	23	0	8	40	118	.686	25	4	8	1	.495	1	0	3-3	96	138	6	.975
2026	.424	36-36	92	19	39	8	0	4	21	59	.641	14	2	8	1	.491	4	2	1-1	35	59	7	.931
TOTAL	.373	141-138	402	77	150	33	0	12	75	219	.545	61	8	23	3	.460	5	7	7-7	202	312	23	.957

*STATS FROM LIPSCOMB

PLAYER CAPSULES



KYLIE BROCKMAN

21

CATCHER
Jr. | 5-5 | R/R
Kansas City, Kansas | Arkansas

SEASON HIGH		CAREER HIGH	
4, vs. Pitt (2/7/26)	AB	5, vs. Appalachian State (2/8/25)	
1 (4x), last vs. Bradley (2/14/26)	R	2, vs. Troy (3/5/25)	
3, vs. Pitt (2/7/26)	H	3, vs. Pitt (2/7/26)	
1 (2x), last vs. Penn State (2/8/26)	2B	1 (4x), last vs. Penn State (2/8/26)	
	3B		
1, vs. Campbell (2/13/26)	HR	2, vs. Troy (3/5/25)	
4, vs. Campbell (2/13/26)	RBI	5, vs. Troy (3/5/25)	

CAREER/SEASON HIGHLIGHTS

Appeared in 10 games, earning eight starts at catcher ... set a career high with three hits versus Pitt (2/7) ... has already matched or surpassed her season career high totals in runs scores, doubles and RBI ... has been sidelined with a hand/wrist injury since Feb. 19

2026 GAME-BY-GAME STATS

#21 Kylie Brockman - 10 games (All games)

Date	Opponent	Pos	AB	R	H	RBI	2B	3B	HR	BB	SB	CS	HBP	SAC	SF	GDP	K	PO	A	E	Avg
Feb 05	at North Florida	*c	3	0	1	1	0	0	0	0	0	0	0	0	0	0	0	4	0	0	.333
Feb 06	vs Michigan State	*c	3	1	2	2	0	0	0	0	0	0	0	0	1	0	0	5	1	0	.500
Feb 07	vs Clemson	*c	3	0	1	3	1	0	0	0	0	0	0	0	1	1	0	6	0	0	.444
Feb 07	vs Pitt	ph/dh	4	0	3	1	0	0	0	0	0	0	0	0	0	0	1	0	0	0	.538
Feb 08	vs Penn State	*c	3	0	2	1	1	0	0	0	0	0	0	0	0	0	1	12	1	0	.562
Feb 12	ILLINOIS	*c	3	1	0	0	0	0	0	0	0	0	0	0	0	0	0	7	1	0	.474
Feb 13	CAMPBELL	*c	3	1	2	4	0	0	1	0	0	0	0	0	0	0	0	7	1	0	.500
Feb 14	BRADLEY	*c	2	1	0	1	0	0	0	2	0	0	0	0	0	0	0	3	1	0	.458
Feb 14	BINGHAMTON	*c	3	0	0	0	0	0	0	0	0	0	0	0	0	0	2	5	0	0	.407
Feb 19	vs Oregon	ph/c	2	0	0	0	0	0	0	0	0	0	0	0	0	0	1	0	0	0	.379
Totals		8gs	29	4	11	13	2	0	1	2	0	0	0	0	2	1	5	49	5	0	.379

On base pct. .394 • Slugging pct. .552

BROCKMANS'S OVERALL CAREER STATS

YEAR	AVG	GP-GS	AB	R	H	2B	3B	HR	RBI	TB	SLG%	BB	HBP	SO	GDP	OB%	SF	SH	SB-ATT	PO	A	E	FLD%
2024*	.000	9-3	10	2	0	0	0	0	0	0	.000	2	0	2	0	.167	0	0	0-0	29	2	0	1.000
2025	.198	40-33	81	4	16	2	0	2	12	24	.296	10	4	18	0	.316	0	0	0-0	116	20	3	.978
2026	.379	10-8	29	4	11	2	0	1	13	16	.552	2	0	5	1	.394	2	0	0-0	49	5	0	1.000
TOTAL	.225	59-44	120	10	27	4	0	3	25	40	.333	14	4	25	1	.321	2	0	0-0	194	27	3	.987

*STATS FROM ARKANSAS

PLAYER CAPSULES



HAVEN ROEBUCK

22

INFIELD
Fr. | 5-6 | R/R
Winterville, North Carolina | South Central

SEASON HIGH		CAREER HIGH	
5 (2x), last vs. Kentucky (3/7/26) _____ AB _____	5 (2x), last vs. Kentucky (3/7/26)	5 (2x), last vs. Kentucky (3/7/26)	5 (2x), last vs. Kentucky (3/7/26)
2 (7x), last at Oklahoma (3/13/26) _____ R _____	2 (7x), last at Oklahoma (3/13/26)	2 (7x), last at Oklahoma (3/13/26)	2 (7x), last at Oklahoma (3/13/26)
3 (2x), last at Oklahoma (3/13/26) _____ H _____	3 (2x), last at Oklahoma (3/13/26)	3 (2x), last at Oklahoma (3/13/26)	3 (2x), last at Oklahoma (3/13/26)
2, vs. Pitt (2/7/26) _____ 2B _____	2, vs. Pitt (2/7/26)	2, vs. Pitt (2/7/26)	2, vs. Pitt (2/7/26)
1, vs. USC Upstate (3/1/26) _____ 3B _____	1, vs. USC Upstate (3/1/26)	1, vs. USC Upstate (3/1/26)	1, vs. USC Upstate (3/1/26)
2 (2x), last at Oklahoma (3/13/26) _____ HR _____	2 (2x), last at Oklahoma (3/13/26)	2 (2x), last at Oklahoma (3/13/26)	2 (2x), last at Oklahoma (3/13/26)
5, vs. Pitt (2/7/26) _____ RBI _____	5, vs. Pitt (2/7/26)	5, vs. Pitt (2/7/26)	5, vs. Pitt (2/7/26)

CAREER/SEASON HIGHLIGHTS

Named to D1 Softball's D100 Freshman Watch List and Softball America's SEC Freshman Watch List ... 16 of her 27 hits have gone for extra bases ... named Softball on SI Co-Freshman on the Week (2/10) ... recorded her first multi-home run game of her career with two versus California (2/22) ... matched her career high in hits with a 3-for-3 effort in the series opener at Oklahoma (3/13) while slugging two home runs for her second multi-home run game of the season ... her behind the back play versus Florida A&M (3/23) landed at No. 6 on SportsCenter's Top 10 plays ... is second in the SEC in hit by pitches while ranking fourth in assists

2026 GAME-BY-GAME STATS

#22 Haven Roebuck - 36 games (All games)

Date	Opponent	Pos	AB	R	H	RBI	2B	3B	HR	BB	SB	CS	HBP	SAC	SF	GDP	K	PO	A	E	Avg
Feb 05	at North Florida	*3b	2	1	0	0	0	0	0	1	0	0	0	0	0	0	0	1	1	1	.000
Feb 06	vs Notre Dame	*3b	4	1	3	1	1	0	0	0	0	0	0	0	0	0	0	1	1	0	.500
Feb 06	vs Michigan State	*3b	3	1	1	1	1	0	0	1	0	0	0	0	0	0	0	2	0	2	.444
Feb 07	vs Clemson	*3b	2	2	1	1	0	0	2	0	0	0	0	0	0	0	0	1	2	0	.455
Feb 07	vs Pitt	*3b	5	1	2	5	2	0	0	0	0	0	0	0	0	0	0	0	1	1	.438
Feb 08	vs Penn State	*3b	4	1	2	0	1	0	0	0	0	0	0	0	0	0	1	1	3	0	.450
Feb 12	ILLINOIS	*3b	3	0	0	0	0	0	0	0	0	0	0	0	0	0	1	0	1	0	.391
Feb 13	BRADLEY	*3b	2	2	1	0	1	0	0	0	0	0	1	0	0	0	0	0	3	0	.400
Feb 13	CAMPBELL	*3b	2	1	1	2	0	0	1	0	0	0	1	0	0	0	0	0	2	0	.407
Feb 14	BRADLEY	*3b	3	2	2	4	0	0	1	0	0	0	0	0	1	0	0	0	0	0	.433
Feb 14	BINGHAMTON	*3b	2	0	1	0	0	0	0	0	0	1	0	0	0	0	0	0	0	1	.438
Feb 19	vs Oregon	*3b	4	0	1	0	0	0	0	1	0	0	0	0	0	0	1	3	1	0	.417
Feb 19	vs UCLA	*3b	1	0	0	0	0	0	0	0	0	0	0	0	0	0	0	0	1	0	.405
Feb 20	vs BYU	*3b	2	2	1	2	0	0	1	1	0	0	0	0	0	0	0	0	2	0	.410
Feb 21	vs Washington	*3b	2	0	0	0	0	0	0	0	0	0	1	0	0	0	1	3	4	0	.390
Feb 21	vs Cal State Fullerton	*3b	3	0	0	0	0	0	0	0	0	0	0	0	0	0	0	0	3	0	.364
Feb 22	vs California-Berkeley	*3b	3	2	2	4	0	0	2	0	0	0	0	0	0	0	0	0	0	0	.383
Feb 26	TROY	*3b	3	0	0	0	0	0	0	0	0	0	0	0	0	0	2	2	5	0	.360
Feb 27	TROY	*3b	2	0	0	0	0	0	0	1	0	0	1	0	0	0	0	0	2	1	.346
Feb 27	VIRGINIA TECH	*3b	3	2	1	0	0	0	0	0	0	0	1	0	0	0	1	0	2	0	.345
Feb 28	VIRGINIA TECH	*3b	3	0	0	0	0	0	0	0	0	0	0	0	0	0	1	1	5	0	.328
Feb 28	USC UPSTATE	*3b	2	1	0	0	0	0	0	0	0	0	0	0	0	0	0	2	1	0	.317
Mar 01	USC UPSTATE	*3b	3	1	1	0	0	1	0	0	0	0	0	0	0	0	1	1	3	0	.317
Mar 06	KENTUCKY	*3b	2	0	0	0	0	0	0	0	0	0	1	0	0	0	0	0	1	0	.308
Mar 07	KENTUCKY-1	*3b	3	0	0	0	0	0	0	0	0	0	0	0	0	0	0	0	1	0	.294
Mar 07	KENTUCKY-2	*3b	5	1	0	0	0	0	0	1	0	0	0	0	0	0	3	2	4	0	.274
Mar 13	at Oklahoma Sooners	*3b	3	2	3	4	0	0	2	0	0	0	0	0	0	0	0	1	2	0	.303
Mar 14	at Oklahoma Sooners	*3b	2	1	0	0	0	0	0	0	0	0	1	0	0	0	2	1	3	0	.295
Mar 15	at Oklahoma Sooners	*3b	2	0	1	0	1	0	0	0	0	0	0	0	0	0	1	1	0	0	.300
Mar 17	at South Alabama	*3b	2	1	0	1	0	0	0	2	0	0	0	0	0	0	0	0	0	1	.293
Mar 18	JACKSONVILLE STAT	*3b	2	0	0	0	0	0	0	1	0	0	0	0	0	0	0	0	6	0	.286
Mar 23	FLORIDA A&M	*3b	3	1	2	1	0	0	0	1	0	0	0	0	0	0	0	1	5	0	.299
Mar 25	SOUTH ALABAMA	*3b	2	1	1	0	0	0	0	0	0	1	0	0	0	0	0	3	2	1	.303
Mar 27	MISSOURI	*3b	2	0	1	0	1	0	0	1	0	0	0	0	0	0	1	2	2	0	.308
Mar 28	MISSOURI	*3b	3	0	0	0	0	0	0	0	0	0	0	0	0	0	0	1	1	0	.298
Mar 29	MISSOURI	*3b	3	0	0	0	0	0	0	1	0	0	0	0	0	0	0	0	2	0	.289
Totals		36gs	97	27	28	26	8	1	7	14	0	0	9	0	1	0	16	30	72	8	.289

On base pct. .421 • Slugging pct. .608

ROEBUCK'S OVERALL CAREER STATS

YEAR	AVG	GP-GS	AB	R	H	2B	3B	HR	RBI	TB	SLG%	BB	HBP	SO	GDP	OB%	SF	SH	SB-ATT	PO	A	E	FLD%
2026	.289	36-36	97	27	28	8	1	7	26	59	.608	14	9	16	0	.421	1	0	0-0	30	72	8	.927
TOTAL	.289	36-36	97	27	28	8	1	7	26	59	.608	14	9	16	0	.421	1	0	0-0	30	72	8	.927

PLAYER CAPSULES



**MALAYNA
TAMBORRA**

24

RIGHT-HANDED PITCHER
Jr. | 5-9 | R/R
Marietta, Georgia | Mount Paran Christian School

SEASON HIGH	CAREER HIGH
2.2, vs. Bradley (2/14/26) _____ IP _____	4.1, vs. Tennessee (3/30/24)
_____ CG _____	_____ CG _____
2, vs. California (2/22/26) _____ BB _____	3, vs. Florida (3/29/25)
2 (2x), last vs. Florida A&M (3/23/26) _____ SO _____	2 (2x), last vs. Florida A&M (3/23/26)
2x, last vs. Florida A&M (3/23/26) _____ SO Multiple Batters _____	2x, last vs. Florida A&M (3/23/26)
_____ SO 10+ Batters _____	_____ SO 10+ Batters _____
56, vs. Bradley (2/14/26) _____ Pitches _____	62, vs. Georgia (4/12/25)

CAREER/SEASON HIGHLIGHTS

Made 10 appearances this season, earning one start ... made an appearance versus Michigan State (2/6), earning the win in relief ... struck out multiple batters in an outing for the first time in her career with two versus Campbell (2/13) ... match her career high with two strikeouts and earned the win in relief versus Florida A&M (3/23)

2026 GAME-BY-GAME STATS

#24 Malayna Tamborra - 10 appearances (All games)

Date	Opponent	GS	IP	H	R	ER	BB	SO	2B	3B	HR	WP	BK	HBP	IBB	Score	W-L	Sv	ERA	NP
Feb 06	vs Michigan State		2.0	2	0	0	1	1	0	0	0	0	0	0	0	9-6	1-0	0	0.00	35
Feb 13	CAMPBELL		1.0	0	0	0	0	2	0	0	0	0	0	0	0	11-3	1-0	0	0.00	11
Feb 14	BRADLEY	*	2.2	5	5	2	1	1	2	0	1	0	0	0	0	13-5	1-0	0	2.47	56
Feb 19	vs UCLA		0.0	3	4	1	0	0	2	0	1	0	0	0	0	1-23	1-0	0	3.71	13
Feb 22	vs California-Berkeley		1.0	1	1	1	2	1	0	0	0	0	0	0	0	19-5	1-0	0	4.20	23
Feb 27	TROY		1.0	0	0	0	0	0	0	0	0	0	0	0	0	10-4	1-0	0	3.65	10
Feb 28	VIRGINIA TECH		0.2	4	2	2	0	0	1	1	0	1	0	0	0	2-6	1-0	0	5.04	16
Mar 15	at Oklahoma Sooners		0.1	0	0	0	0	0	0	0	0	0	0	0	0	2-14	1-0	0	4.85	8
Mar 17	at South Alabama		1.0	0	0	0	0	0	0	0	0	0	0	0	0	11-2	1-0	0	4.34	15
Mar 23	FLORIDA A&M		2.0	2	2	0	0	2	2	0	0	0	0	0	0	8-3	2-0	0	3.60	23
Totals		1	11.2	17	14	6	4	7	7	1	2	1	0	0	0	86-71	2-0	0	3.60	-

TAMBORRA'S OVERALL CAREER STATS

YEAR	ERA	W-L	APP	GS	CG	SHO	SV	IP	H	R	ER	BB	SO	2B	3B	HR	BF	BAVG	WP	HBP	BK	SFA	SHA
2024	6.16	0-0	9	0	0	0/0	0	19.1	32	18	17	5	2	7	0	5	93	.376	0	1	0	1	1
2025	6.21	1-0	15	4	0	0/0	0	23.2	44	30	21	16	4	10	0	5	131	.396	2	1	0	0	3
2026	3.60	2-0	10	1	0	0/0	0	11.2	17	14	6	4	7	7	1	2	60	.304	1	0	0	0	0
TOTAL	5.63	3-0	34	5	0	0/0	0	54.2	93	62	44	25	13	24	1	12	284	.369	3	2	0	1	4

PLAYER CAPSULES



MCKAELA WALKER

27

OUTFIELD
Sr. | 5-3 | R/R
Marietta, Georgia | LSU

SEASON HIGH

CAREER HIGH

5, vs. Oregon (2/19/26) _____ AB _____ 5, vs. Oregon (2/19/26)
 3, vs. California (2/22/26) _____ R _____ 3, vs. California (2/22/26)
 3 (2x), last vs. Jacksonville St. (3/18/26) ___ H ___ 3 (2x), last vs. Jacksonville St. (3/18/26)
 1 (6x), last vs. Florida A&M (3/23/26) ___ 2B ___ 1 (8x), last vs. Florida A&M (3/23/26)
 1 (2x), last vs. USC Upstate (2/28/26) ___ 3B ___ 1 (2x), last vs. USC Upstate (2/28/26)
 2 (2x), last vs. Troy (2/26/26) _____ HR _____ 2 (2x), last vs. Troy (2/26/26)
 6, vs. California (2/22/26) _____ RBI _____ 6, vs. California (2/22/26)

CAREER/SEASON HIGHLIGHTS

Started 34 games, splitting time in left and right field ... slugged the first grand slam of her career versus Michigan State (2/6), setting a career high in RBI ... it was her first home run since Feb. 28, 2025 ... added a home run versus Bradley (2/14), marking the first time in her career she's hit multiple home runs in a season ... had a career game versus California (2/22), setting highs in runs scored, hits, home runs and RBI ... transferred to Auburn with just two career home runs, has slugged 10 this season ... tied for the team lead in home runs ... knocked her second grand slam of the year versus Troy (2/27) ... set the program record for home runs (8) and highest slugging percentage (1.000) recorded by a Tiger in the month of February ... also finished tied for third in triples (2), seventh in on-base percentage (.544), tied for seventh in runs scored (23) and tied for eighth in RBI (24) in the program's February rankings ... tabbed the No. 13 outfielder in the country in Softball America's March Power Rankings ... knocked her third grand slam of the season vs. Jacksonville State (3/18) ... tied for the second most grand slams hit by a Tiger in a season with only Emily Carosone (5; 2015) has hit more ... ranks seventh in the SEC in walks per game (0.76), 18th in home runs, 18th in slugging percentage and 22nd in total RBI

2026 GAME-BY-GAME STATS

#27 Mckaela Walker - 34 games (All games)

Date	Opponent	Pos	AB	R	H	RBI	2B	3B	HR	BB	SB	CS	HBP	SAC	SF	GDP	K	PO	A	E	Avg
Feb 05	at North Florida	*of	0	0	0	0	0	0	0	3	0	0	0	0	0	0	0	0	0	0	.000
Feb 06	vs Notre Dame	*of	3	1	0	0	0	0	1	0	0	0	0	0	0	0	1	2	0	0	.000
Feb 06	vs Michigan State	*of	2	1	1	4	0	0	1	0	0	0	0	0	0	0	0	0	0	0	.200
Feb 08	vs Penn State	*of	3	1	0	0	0	0	0	0	0	0	1	0	0	0	1	0	0	0	.125
Feb 12	ILLINOIS	*of	2	1	1	0	0	0	0	0	0	1	0	0	0	0	0	1	0	0	.200
Feb 13	BRADLEY	*of	0	2	0	0	0	0	2	1	0	0	0	0	0	0	0	1	0	0	.200
Feb 13	CAMPBELL	*of	3	2	1	0	1	0	0	0	0	0	0	0	0	0	1	0	0	0	.231
Feb 14	BRADLEY	*of	3	2	2	1	0	0	1	1	0	0	0	0	0	0	0	0	0	0	.312
Feb 14	BINGHAMTON	*of	2	0	2	2	1	0	0	1	0	0	0	0	0	0	0	2	0	0	.389
Feb 19	vs Oregon	*of	5	1	1	1	0	0	1	0	0	0	0	0	0	0	2	1	0	0	.348
Feb 19	vs UCLA	*of	2	0	1	0	0	1	0	0	0	0	0	0	0	0	0	1	0	0	.360
Feb 20	vs BYU	*of	3	2	2	0	1	0	0	0	0	0	0	0	0	0	0	0	0	0	.393
Feb 21	vs Washington	*of	3	0	0	0	0	0	0	0	0	0	0	0	0	0	0	1	0	0	.355
Feb 21	vs Cal State Fullerton	*of	2	0	0	0	0	0	0	1	0	0	0	0	0	0	1	1	0	0	.333
Feb 22	vs California-Berkeley	*of	3	3	3	6	0	0	2	1	0	0	0	0	0	0	0	0	0	0	.389
Feb 26	TROY	*of	4	2	2	4	0	0	2	0	0	0	0	0	0	0	1	0	0	0	.400
Feb 27	TROY	*of	2	2	1	4	0	0	1	2	0	0	0	0	0	0	0	1	0	0	.405
Feb 27	VIRGINIA TECH	*of	4	0	1	0	0	0	0	0	0	0	0	0	0	0	2	0	0	0	.391
Feb 28	VIRGINIA TECH	*of	3	1	1	0	0	0	0	1	0	0	0	0	0	0	1	1	0	0	.388
Feb 28	USC UPSTATE	*of/dh	2	2	1	2	0	1	0	2	0	0	0	0	0	0	0	0	0	0	.392
Mar 01	USC UPSTATE	*of	4	0	2	0	0	0	0	0	0	0	0	0	0	0	0	1	0	0	.400
Mar 06	KENTUCKY	*of	3	1	1	0	0	0	0	1	0	0	0	0	0	0	1	0	0	0	.397
Mar 07	KENTUCKY-1	*of	2	1	1	1	0	0	0	1	0	0	0	0	1	0	0	0	0	0	.400
Mar 07	KENTUCKY-2	*of	3	1	1	0	1	0	0	3	0	0	0	0	0	1	0	2	0	0	.397
Mar 13	at Oklahoma Sooners	*of	2	1	1	1	0	0	1	1	0	0	0	0	0	0	0	0	0	1	.400
Mar 14	at Oklahoma Sooners	*of	4	0	0	0	0	0	0	0	0	0	0	0	0	0	1	1	0	0	.377
Mar 15	at Oklahoma Sooners	*of	2	0	0	0	0	0	0	0	0	0	0	0	0	0	0	0	0	0	.366
Mar 17	at South Alabama	*of	1	2	1	1	0	0	0	3	0	0	0	0	0	0	0	1	0	0	.375
Mar 18	JACKSONVILLE STAT	*of	4	2	3	5	1	0	1	0	0	0	0	0	0	0	0	0	0	0	.395
Mar 23	FLORIDA A&M	*of	3	1	2	1	1	0	0	1	0	0	0	0	0	0	0	0	0	0	.405
Mar 25	SOUTH ALABAMA	*of	4	0	0	0	0	0	0	0	0	0	0	0	0	0	0	1	0	0	.386
Mar 27	MISSOURI	*of	2	0	0	0	0	0	0	1	0	0	0	0	0	0	0	1	0	0	.376
Mar 28	MISSOURI	*of	3	0	0	1	0	0	0	0	0	0	0	1	1	2	0	0	0	0	.364
Mar 29	MISSOURI	*of	3	0	0	0	0	0	0	0	1	0	1	0	0	0	0	1	0	0	.352
Totals		34gs	91	32	32	34	6	2	10	26	2	0	3	0	2	2	14	20	0	1	.352

On base pct. .500 • Slugging pct. .791

WALKER'S OVERALL CAREER STATS

YEAR	AVG	GP-GS	AB	R	H	2B	3B	HR	RBI	TB	SLG%	BB	HBP	SO	GDP	OB%	SF	SH	SB-ATT	PO	A	E	FLD%
2023*	.267	16-6	15	4	4	0	1	0	3	6	.400	5	1	4	1	.476	0	0	0-0	8	7	4	.789
2024*	.133	14-3	15	3	2	1	0	1	3	6	.400	5	0	8	0	.350	0	0	0-0	0	0	0	.000
2025*	.178	26-19	45	14	8	1	0	1	11	12	.267	10	3	8	0	.356	1	0	0-1	3	0	0	1.000
2026	.352	34-34	91	32	32	6	2	10	34	72	.791	26	3	14	2	.500	2	0	2-2	20	0	1	.952
TOTAL	.277	90-62	166	53	46	8	3	12	51	96	.578	46	7	34	3	.578	3	0	2-3	31	7	5	.884

*STATS FROM LSU

PLAYER CAPSULES



DESTINY RODRIGUEZ

34

INFIELD
Sr. | 5-2 | R/R
Live Oak, Texas | Tennessee

SEASON HIGH	CAREER HIGH
6, vs. Kentucky (3/7/26) _____ AB _____	6, vs. Kentucky (3/7/26)
3 (2x), last vs. Binghamton (2/14/26) _____ R _____	3 (2x), last vs. Binghamton (2/14/26)
3, vs. Illinois (2/12/26) _____ H _____	3 (4x), last vs. Illinois (2/12/26)
1 (3x), last vs. Oregon (2/19/26) _____ 2B _____	1 (11x), last vs. Oregon (2/19/26)
_____ 3B _____	
1 (5x), last vs. Cal State Fullerton (2/21/26) _____ HR _____	1 (10x), last vs. Cal State Fullerton (2/21/26)
5, vs. Binghamton (2/14/26) _____ RBI _____	5, vs. Binghamton (2/14/26)

CAREER/SEASON HIGHLIGHTS

Started 28 games at second base ... has recorded a hit in 20 of her 28 appearances this season ... leads the team in multi-hit games (11) ... scored a career high three runs versus Pitt (2/7) and Binghamton (2/14) ... slugged a solo home run versus Pitt ... it was her first home run since March 21, 2024 ... matched her career high in hits with three versus Illinois (2/12) ... it was her first three-hit game since March 1, 2025 ... knocked the RBI single versus Illinois to walk off Auburn's run-rule victory in five innings ... shattered her career high with five RBI versus Binghamton (2/14) ... transferred to Auburn with five career home runs and match that total in just 16 games at Auburn ... finished the month of February tied for the third most hits (28) and the third most RBI (25) ever recorded in the month by a Tiger ... her four sacrifice flies rank tied for sixth in Auburn single season history ... is tied for fifth in the SEC in sacrifice flies ... left the first inning of game two of the Oklahoma (3/14) series with a shoulder injury

2026 GAME-BY-GAME STATS

#34 Destiny Rodriguez - 28 games (All games)

Date	Opponent	Pos	AB	R	H	RBI	2B	3B	HR	BB	SB	CS	HBP	SAC	SF	GDP	K	PO	A	E	Avg	
Feb 05	at North Florida	*2b	3	0	2	0	0	0	0	0	0	0	0	0	0	0	0	1	1	0	.667	
Feb 06	vs Notre Dame	*2b	3	1	0	0	0	0	0	0	0	0	1	0	0	0	0	2	1	0	.333	
Feb 06	vs Michigan State	*2b	4	0	0	0	0	0	0	0	0	0	0	0	0	0	1	1	2	0	.200	
Feb 07	vs Clemson	*2b	4	1	2	1	1	0	0	0	0	0	0	0	0	0	0	2	2	2	.286	
Feb 07	vs Pitt	*2b	5	3	2	2	0	0	1	0	0	0	0	0	0	0	0	4	1	0	.316	
Feb 08	vs Penn State	*2b	3	1	2	1	1	0	0	1	0	0	0	0	0	0	0	0	1	0	.364	
Feb 12	ILLINOIS	*2b	4	0	3	2	0	0	0	0	0	0	0	0	0	0	0	0	0	0	.423	
Feb 13	BRADLEY	*2b	4	2	2	3	0	0	1	0	0	0	0	0	0	0	0	3	0	0	.433	
Feb 13	CAMPBELL	*2b	3	2	2	2	0	0	1	0	1	0	0	0	0	0	0	1	1	0	.455	
Feb 14	BRADLEY	*2b	4	0	1	1	0	0	0	0	0	0	0	0	0	0	1	1	2	1	.432	
Feb 14	BINGHAMTON	*2b	4	3	2	5	0	0	1	0	0	0	0	0	0	1	0	0	0	0	.439	
Feb 19	vs Oregon	*2b	4	1	2	0	1	0	0	1	0	0	0	0	0	0	1	1	1	1	.444	
Feb 19	vs UCLA	*2b	3	0	1	0	0	0	0	0	0	0	0	0	0	0	1	0	3	1	.438	
Feb 20	vs BYU	*2b	2	0	0	1	0	0	0	0	0	0	0	0	1	0	0	2	2	0	.420	
Feb 21	vs Washington	*2b	4	0	1	0	0	0	0	0	0	0	0	0	0	0	1	1	0	0	.407	
Feb 21	vs Cal State Fullerton	*2b	3	1	2	2	0	0	1	0	0	0	0	0	0	0	0	1	3	0	.421	
Feb 22	vs California-Berkeley	*2b	2	2	1	1	0	0	0	1	0	0	0	0	1	0	0	0	2	1	.424	
Feb 26	TROY	*2b	2	1	0	0	0	0	0	1	0	0	0	0	0	0	1	0	0	1	.410	
Feb 27	TROY	*2b	3	0	1	1	0	0	0	0	0	0	0	0	1	0	0	2	3	0	.406	
Feb 27	VIRGINIA TECH	*2b	4	0	1	0	0	0	0	0	0	0	0	0	0	1	0	1	3	0	.397	
Feb 28	VIRGINIA TECH	*2b	4	0	1	2	0	0	0	0	0	0	0	0	0	1	0	1	0	0	.389	
Feb 28	USC UPSTATE	*2b	1	0	0	1	0	0	0	0	0	0	0	0	1	0	0	0	1	0	.384	
Mar 01	USC UPSTATE	*2b	1	0	0	0	0	0	0	2	0	0	0	0	0	0	0	0	0	0	.378	
Mar 06	KENTUCKY	*2b	3	0	0	0	0	0	0	0	0	0	0	0	0	0	0	2	1	0	.364	
Mar 07	KENTUCKY-1	*2b	4	0	1	0	0	0	0	0	0	0	0	0	0	0	0	3	0	0	.358	
Mar 07	KENTUCKY-2	*2b	6	0	2	0	0	0	0	0	0	0	0	0	0	0	1	5	1	0	.356	
Mar 13	at Oklahoma Sooners	*2b	3	0	1	0	0	0	0	0	0	0	0	0	0	0	0	0	1	1	.356	
Mar 14	at Oklahoma Sooners	*2b	1	0	0	0	0	0	0	0	0	0	0	0	0	0	1	0	0	0	.352	
Totals			28gs	91	18	32	25	3	0	5	6	1	0	1	0	4	3	8	34	32	8	.352

On base pct. .382 • Slugging pct. .549

RODRIGUEZ'S OVERALL CAREER STATS

YEAR	AVG	GP-GS	AB	R	H	2B	3B	HR	RBI	TB	SLG%	BB	HBP	SO	GDP	OB%	SF	SH	SB-ATT	PO	A	E	FLD%
2023*	.250	31-27	72	5	18	2	0	0	9	20	.278	8	1	6	1	.329	1	0	0-0	21	28	1	.980
2024*	.261	54-50	134	12	35	3	0	5	20	53	.396	20	9	9	1	.390	1	0	1-1	42	86	2	.985
2025*	.311	29-16	45	2	14	3	0	0	7	17	.378	10	1	11	0	.439	1	2	0-0	5	8	2	.867
2026	.352	28-28	91	18	32	3	0	5	25	50	.549	6	1	8	3	.382	4	0	1-1	34	32	8	.892
TOTAL	.289	142-121	342	37	99	11	0	10	61	140	.409	44	12	34	5	.383	7	2	2-2	102	154	13	.952

*STATS FROM TENNESSEE

PLAYER CAPSULES



**KYLA
STROUD**

36

INFIELD
RSo. | 5-7 | R/R
Covington, Georgia | Newton

SEASON HIGH

3 (9x), last at Oklahoma (3/13/26) ____ AB ____ 3 (9x), last at Oklahoma (3/13/26)
2, vs. BYU (2/20/26) ____ R ____ 2, vs. BYU (2/20/26)
2 (5x), last vs. California (2/22/26) ____ H ____ 2 (5x), last vs. California (2/22/26)
1 (5x), last vs. Kentucky (3/7/26) ____ 2B ____ 1 (5x), last vs. Kentucky (3/7/26)
1, vs. North Florida (2/5/26) ____ 3B ____ 1, vs. North Florida (2/5/26)
1 (2x), last vs. Binghamton (2/14/26) ____ HR ____ 1 (2x), last vs. Binghamton (2/14/26)
3 (2x), last vs. USC Upstate (2/28/26) ____ RBI ____ 3 (2x), last vs. USC Upstate (2/28/26)

CAREER HIGH

CAREER/SEASON HIGHLIGHTS

Started 23 games at designated player ... in Auburn's season opener at North Florida, scored her first career run and slugged her first triple while setting a career high with two hits ... recorded her first double versus Michigan State (2/6) ... slugged her first career home run versus Illinois (2/12) and added a career high three RBI ... playing on her birthday, went 2-for-3 with two RBI and two runs scored versus BYU (2/20) ... matched her career high in RBI versus USC Upstate (2/28)

2026 GAME-BY-GAME STATS

#36 Kyla Stroud - 28 games (All games)

Date	Opponent	Pos	AB	R	H	RBI	2B	3B	HR	BB	SB	CS	HBP	SAC	SF	GDP	K	PO	A	E	Avg
Feb 05	at North Florida	*dh	3	1	2	2	0	1	0	0	0	0	0	0	0	0	0	0	0	0	.667
Feb 06	vs Notre Dame	*dh	3	0	1	1	0	0	0	0	0	1	0	0	0	0	2	0	0	0	.500
Feb 06	vs Michigan State	*dh	3	0	1	0	1	0	0	0	0	0	0	0	0	0	1	0	0	0	.444
Feb 07	vs Clemson	*dh	1	0	0	0	0	0	0	1	0	0	0	0	0	0	0	0	0	0	.400
Feb 07	vs Pitt	*dh	1	0	0	0	0	0	0	0	0	0	0	0	0	0	1	0	0	0	.364
Feb 08	vs Penn State	*dh	2	0	0	1	0	0	0	0	0	0	0	0	1	0	1	0	0	0	.308
Feb 12	ILLINOIS	*dh	3	1	2	3	1	0	1	0	0	0	0	0	0	0	0	0	0	0	.375
Feb 13	BRADLEY	*dh	2	0	0	0	0	0	0	0	0	0	0	0	0	0	1	0	0	0	.333
Feb 13	CAMPBELL	*dh	2	0	0	0	0	0	0	0	0	0	0	0	0	0	0	0	0	0	.300
Feb 14	BINGHAMTON	*dh	2	1	2	2	0	0	1	1	0	0	0	0	0	0	0	0	0	0	.364
Feb 19	vs Oregon	*dh	1	0	0	0	0	0	0	0	0	0	0	0	0	0	1	0	0	0	.348
Feb 19	vs UCLA	*dh	2	0	0	0	0	0	0	0	0	0	0	0	0	0	0	0	0	0	.320
Feb 20	vs BYU	*dh	3	2	2	2	0	0	0	0	0	0	0	0	0	0	0	0	0	0	.357
Feb 21	vs Washington	ph	0	0	0	0	0	0	0	1	0	0	0	0	0	0	0	0	0	0	.357
Feb 21	vs Cal State Fullerton	*dh	2	0	0	0	0	0	0	0	0	0	0	0	0	0	0	0	0	0	.333
Feb 22	vs California-Berkeley	*dh	3	1	2	0	1	0	0	0	0	1	0	0	0	0	0	0	0	0	.364
Feb 26	TROY	*dh	2	0	1	1	0	0	0	1	0	0	0	0	0	0	1	0	0	0	.371
Feb 27	TROY	*dh	3	1	0	0	0	0	0	1	0	0	0	0	0	0	0	0	0	0	.342
Feb 27	VIRGINIA TECH	*dh	2	0	0	0	0	0	0	0	0	0	0	0	0	0	2	0	0	0	.325
Feb 28	VIRGINIA TECH	*dh	1	0	0	0	0	0	0	1	0	0	0	0	0	0	1	0	0	0	.317
Feb 28	USC UPSTATE	*dh	1	0	1	3	1	0	0	1	0	0	0	0	0	0	0	0	0	0	.333
Mar 01	USC UPSTATE	*dh	0	0	0	1	0	0	0	0	0	0	0	0	1	0	0	0	0	0	.333
Mar 06	KENTUCKY	*dh	3	0	0	0	0	0	0	0	0	0	0	0	0	0	2	0	0	0	.311
Mar 07	KENTUCKY-2	ph	1	0	1	0	1	0	0	0	0	0	0	0	0	0	0	0	0	0	.326
Mar 13	at Oklahoma Sooners	*dh	3	0	0	0	0	0	0	0	0	0	0	0	0	0	2	0	0	0	.306
Mar 18	JACKSONVILLE STAT	ph	1	0	0	0	0	0	0	0	0	0	0	0	0	0	1	0	0	0	.300
Mar 28	MISSOURI	ph	1	0	0	0	0	0	0	0	0	0	0	0	0	0	0	0	0	0	.294
Mar 29	MISSOURI	ph/dh	1	0	1	0	0	0	0	1	0	0	0	0	0	0	0	0	0	0	.308
Totals		23gs	52	7	16	16	5	1	2	8	0	1	1	0	2	0	16	0	0	0	.308

On base pct. .397 • Slugging pct. .558

STROUD'S OVERALL CAREER STATS

YEAR	AVG	GP-GS	AB	R	H	2B	3B	HR	RBI	TB	SLG%	BB	HBP	SO	GDP	OB%	SF	SH	SB-ATT	PO	A	E	FLD%
2024	.000	7-0	7	0	0	0	0	0	0	0	.000	0	0	5	0	.000	0	0	0-0	0	0	0	.000
2025	.143	7-0	7	0	1	0	0	0	2	1	.143	0	0	5	0	.143	0	0	0-0	0	0	0	.000
2026	.308	28-23	52	7	16	5	1	2	16	29	.558	8	1	16	0	.397	2	0	0-1	0	0	0	.000
TOTAL	.258	42-23	66	7	17	5	1	2	18	30	.455	8	1	26	0	.338	2	0	0-1	0	0	0	.000

PLAYER CAPSULES



**ABBY
HERNDON**

41

LEFT-HANDED PITCHER
Rfr. | 5-9 | L/L
Killen, Alabama | Ole Miss

SEASON HIGH

CAREER HIGH

3.2, vs. Troy (2/27/26) _____ IP _____ 3.2, vs. Troy (2/27/26)
 _____ CG _____
 3 (2x), last at Oklahoma (3/15/26) _____ BB _____ 3 (2x), last at Oklahoma (3/15/26)
 3 (5x), last vs. Florida A&M (3/23/26) _____ SO _____ 3 (5x), last vs. Florida A&M (3/23/26)
 8x, last vs. Florida A&M (2/23/26) _____ SO Multiple Batters _____ 8x, last vs. Florida A&M (2/23/26)
 _____ SO 10+ Batters _____
 74 (2x), last at Oklahoma (3/15/26) _____ Pitches _____ 74 (2x), last at Oklahoma (3/15/26)

CAREER/SEASON HIGHLIGHTS

Started six games in the circle and has made 19 total appearances ... earned her first collegiate victory in her relief appearance versus Bradley (2/14) ... struck out a season high three in the outing and allowed just one hit in 2.1 innings ... earned the win in relief versus California (2/22) ... matched her career high in strikeouts versus Troy (2/26) and USC Upstate (2/28) ... retired all eight batters she faced in order in her outing versus No. 11 Virginia Tech (2/28) ... tossed three hitless innings in her start versus Florida A&M (3/23) ... has struck out a career-high three batters on five occasions ... ranks 16th in the SEC in appearances

2026 GAME-BY-GAME STATS


#41 Abby Herndon - 19 appearances (All games)

Date	Opponent	GS	IP	H	R	ER	BB	SO	2B	3B	HR	WP	BK	HBP	IBB	Score	W-L	Sv	ERA	NP
Feb 05	at North Florida	*	2.1	8	6	5	1	2	0	1	0	0	0	0	0	3-11	0-1	0	15.00	74
Feb 06	vs Michigan State	*	2.0	3	2	2	1	0	0	1	1	0	0	0	0	9-6	0-1	0	11.31	19
Feb 13	BRADLEY		1.0	1	0	0	0	0	0	0	0	0	0	0	0	14-3	0-1	0	9.19	16
Feb 14	BRADLEY		2.1	1	0	0	0	3	1	0	0	0	0	0	0	13-5	1-1	0	6.39	27
Feb 19	vs UCLA		0.1	4	7	7	3	1	2	0	0	0	0	0	0	1-23	1-1	0	12.25	37
Feb 20	vs BYU		2.0	1	0	0	0	1	0	0	0	0	0	0	0	10-1	1-1	0	9.80	23
Feb 21	vs Washington		2.0	1	0	0	0	0	0	0	0	0	0	0	0	2-5	1-1	0	8.17	29
Feb 22	vs California-Berkeley		1.0	1	1	1	0	1	0	0	1	0	0	0	0	19-5	2-1	0	8.08	14
Feb 26	TROY		3.0	3	2	0	2	3	0	0	0	2	0	1	0	8-7	3-1	0	6.56	64
Feb 27	TROY		3.2	5	3	2	1	1	1	0	1	0	0	1	0	10-4	4-1	0	6.05	53
Feb 28	VIRGINIA TECH		2.2	0	0	0	0	0	0	0	0	0	0	0	0	2-6	4-1	0	5.33	33
Feb 28	USC UPSTATE	*	2.0	4	1	1	1	3	0	0	0	0	0	0	0	13-5	4-1	0	5.18	48
Mar 06	KENTUCKY		0.2	2	1	1	0	0	1	0	0	0	0	0	0	3-8	4-1	0	5.32	14
Mar 07	KENTUCKY-2		2.0	2	1	1	0	2	0	1	1	0	0	1	0	6-5	4-1	0	5.19	32
Mar 13	at Oklahoma Sooners	*	1.1	4	5	5	1	2	1	1	1	0	0	0	0	5-13	4-2	0	6.18	45
Mar 15	at Oklahoma Sooners	*	2.2	5	7	4	3	3	1	0	1	0	0	0	0	2-14	4-3	0	6.55	74
Mar 23	FLORIDA A&M	*	3.0	0	0	0	1	3	0	0	0	0	0	0	0	8-3	4-3	0	5.97	36
Mar 28	MISSOURI		0.2	1	0	0	0	0	0	0	0	0	0	0	0	3-6	4-3	0	5.86	11
Mar 29	MISSOURI		1.0	3	3	3	0	1	0	0	1	0	0	1	0	4-6	4-4	0	6.28	27
Totals		6	35.2	49	39	32	14	26	7	4	7	2	0	5	0	135-136	4-4	0	6.28	-

HERNDON'S OVERALL CAREER STATS

YEAR	ERA	W-L	APP	GS	CG	SHO	SV	IP	H	R	ER	BB	SO	2B	3B	HR	BF	BAVG	WP	HBP	BK	SFA	SHA
2026	6.28	4-4	19	6	0	0/0	0	35.2	49	39	32	14	26	7	4	7	178	.314	2	5	0	2	1
TOTAL	6.28	4-4	19	6	0	0/0	0	35.2	49	39	32	14	26	7	4	7	178	.314	2	5	0	2	1

PLAYER CAPSULES



**DELANEY
AUMUA**

43

INFIELD
Fr. | 5-10 | R/R
Livermore, California | Granada

SEASON HIGH		CAREER HIGH	
5, vs. Kentucky (3/7/26)	AB	5, vs. Kentucky (3/7/26)	
2, vs. Kentucky (3/7/26)	R	2, vs. Kentucky (3/7/26)	
3, vs. Kentucky (3/7/26)	H	3, vs. Kentucky (3/7/26)	
1(4x), last at South Alabama (3/17/26)	2B	1(4x), last at South Alabama (3/17/26)	
	3B		
1(3x), last at South Alabama (3/17/26)	HR	1(3x), last at South Alabama (3/17/26)	
6, at South Alabama (3/17/26)	RBI	6, at South Alabama (3/17/26)	

CAREER/SEASON HIGHLIGHTS

Appeared in 28 games, earning two starts in right field and 12 as the designated player ... made her collegiate debut at North Florida (2/5) ... recorded her first hit versus Clemson (2/7) ... slugged her first double and recorded her first RBI versus Bradley (2/13) ... returning to her home state, slugged her first career home run versus No. 9 UCLA (2/19) ... added a pinch-hit home run and her first multi-RBI game of her career versus California (2/22) ... earning her first start in SEC play set a career high in hits (3) and runs scored (2) versus Kentucky (3/7) ... knocked her first career grand slam and set a high for RBI (6) at South Alabama (3/17) ... eight of her 15 hits have gone for extra bases

2026 GAME-BY-GAME STATS

#43 Delaney Aumua - 28 games (All games)

Date	Opponent	Pos	AB	R	H	RBI	2B	3B	HR	BB	SB	CS	HBP	SAC	SF	GDP	K	PO	A	E	Avg
Feb 05	at North Florida	1b	0	0	0	0	0	0	0	0	0	0	0	0	0	0	0	2	0	0	.000
Feb 06	vs Michigan State	ph	1	0	0	0	0	0	0	0	0	0	0	0	0	0	0	0	0	0	.000
Feb 07	vs Clemson	*of/dh	1	0	1	0	0	0	0	0	0	0	0	0	0	0	0	0	0	1	.500
Feb 07	vs Pitt	*of	2	0	0	0	0	0	0	0	0	0	0	0	0	0	1	2	0	0	.250
Feb 13	BRADLEY	ph/1b	1	0	1	1	1	0	0	0	0	0	0	0	0	0	0	2	0	0	.400
Feb 13	CAMPBELL	ph	0	0	0	0	0	0	0	1	0	0	0	0	0	0	0	0	0	0	.400
Feb 14	BINGHAMTON	1b	0	0	0	0	0	0	0	0	0	0	0	0	0	0	0	2	0	0	.400
Feb 19	vs Oregon	ph	2	0	1	0	0	0	0	0	0	0	0	0	0	0	0	0	0	0	.429
Feb 19	vs UCLA	ph	1	1	1	1	0	0	1	0	0	0	0	0	0	0	0	0	0	0	.500
Feb 21	vs Washington	*dh	3	0	0	0	0	0	0	0	0	0	0	0	0	0	0	0	0	0	.364
Feb 22	vs California-Berkeley	1b	1	1	1	2	0	0	1	0	0	0	0	0	0	0	0	4	0	0	.417
Feb 26	TROY	ph	1	0	0	0	0	0	0	0	0	0	0	0	0	0	0	0	0	0	.385
Feb 27	VIRGINIA TECH	ph/dh	2	0	1	0	0	0	0	0	0	0	0	0	0	0	1	0	0	0	.400
Feb 28	VIRGINIA TECH	ph	1	0	0	0	0	0	0	0	0	0	0	0	0	0	1	0	0	0	.375
Feb 28	USC UPSTATE	ph/1b	1	0	0	0	0	0	0	0	0	0	0	0	0	0	0	1	0	0	.353
Mar 01	USC UPSTATE	ph/dh	0	0	0	0	0	0	0	2	0	0	0	0	0	0	0	0	0	0	.353
Mar 07	KENTUCKY-1	*dh	3	2	3	0	1	0	0	0	0	0	0	0	0	0	0	0	0	0	.450
Mar 07	KENTUCKY-2	*dh	5	1	1	1	1	0	0	1	0	0	0	0	0	0	1	0	0	0	.400
Mar 13	at Oklahoma Sooners	ph	1	0	0	0	0	0	0	0	0	0	0	0	0	0	1	0	0	0	.385
Mar 14	at Oklahoma Sooners	*dh	3	0	1	0	0	0	0	0	0	0	0	0	0	0	1	0	0	0	.379
Mar 15	at Oklahoma Sooners	*dh	2	0	0	0	0	0	0	0	0	0	0	0	0	0	1	0	0	0	.355
Mar 17	at South Alabama	*dh	3	1	2	6	1	0	1	0	0	0	0	0	0	0	0	0	0	0	.382
Mar 18	JACKSONVILLE STAT	*dh/1b	1	1	1	1	0	0	0	1	0	0	0	0	1	0	0	7	0	0	.400
Mar 23	FLORIDA A&M	*dh	4	1	1	3	0	0	1	0	0	0	0	0	0	0	0	0	0	0	.385
Mar 25	SOUTH ALABAMA	*dh	2	0	0	0	0	0	0	1	0	0	0	0	0	0	0	0	0	0	.366
Mar 27	MISSOURI	*dh	3	0	0	0	0	0	0	0	0	0	0	0	0	1	1	0	0	0	.341
Mar 28	MISSOURI	*dh	2	1	0	0	0	0	0	1	0	0	0	0	0	0	1	0	0	0	.326
Mar 29	MISSOURI	*dh	2	0	0	0	0	0	0	0	0	0	0	0	0	0	1	0	0	0	.312
Totals		14gs	48	9	15	15	4	0	4	7	0	0	0	0	1	1	10	20	0	1	.312

On base pct. .393 • Slugging pct. .646

AUMUA'S OVERALL CAREER STATS

YEAR	AVG	GP-GS	AB	R	H	2B	3B	HR	RBI	TB	SLG%	BB	HBP	SO	GDP	OB%	SF	SH	SB-ATT	PO	A	E	FLD%
2026	.313	28-14	48	9	15	4	0	4	15	31	.646	7	0	10	1	.393	1	0	0-0	20	0	1	.952
TOTAL	.313	28-14	48	9	15	4	0	4	15	31	.646	7	0	10	1	.393	1	0	0-0	20	0	1	.952

PLAYER CAPSULES



**SJ
GEURIN**

85

LEFT-HANDED PITCHER
Jr. | 5-8 | L/L
Leander, Texas | Oklahoma

SEASON HIGH		CAREER HIGH	
7.1, vs. Pitt (2/7/26)	IP	7.1, vs. Pitt (2/7/26)	
2x, last vs. Kentucky (3/7/26)	CG	7x, last vs. Kentucky (3/7/26)	
3 (2x), last vs. Kentucky (3/7/26)	BB	3 (7x), last vs. Kentucky (3/7/26)	
5, vs. Pitt (2/7/26)	SO	6 (5x), last vs. South Florida (5/17/25)	
7x, last vs. Kentucky (3/7/26)	SO Multiple Batters	37x, last vs. Kentucky (3/7/26)	
	SO 10+ Batters		
116, vs. Kentucky (3/7/26)	Pitches	116, vs. Kentucky (3/7/26)	

CAREER/SEASON HIGHLIGHTS

Made 15 appearances with nine starts in the circle ... went the distance in Auburn's win versus Notre Dame (2/6) ... tossed a career high 7.1 innings in relief versus Pitt (2/7) ... has struck out at least one batter in 14 of her 15 appearances and struck out multiple batters seven times ... her victory versus Binghamton (2/14) was her 25th win in an Auburn uniform ... earned her first save of the season versus Troy (2/26) ... earned both victories in a Saturday doubleheader sweep of Kentucky (3/7) to clinch the series win for the Tigers ... Softball America's Star of Week (3/10) ... ranks tied for ninth in Auburn career history with 34 games finished

2026 GAME-BY-GAME STATS

#85 SJ Geurin - 15 appearances (All games)

Date	Opponent	GS	IP	H	R	ER	BB	SO	2B	3B	HR	WP	BK	HBP	IBB	Score	W-L	Sv	ERA	NP
Feb 06	vs Notre Dame	*	7.0	10	4	4	2	1	3	0	1	0	0	0	0	5-4	1-0	0	4.00	108
Feb 07	vs Pitt		7.1	5	5	1	3	5	0	0	1	0	0	2	0	11-12	1-1	0	2.44	108
Feb 13	BRADLEY	*	2.0	2	1	1	0	4	2	0	0	0	0	0	0	14-3	1-1	0	2.57	29
Feb 14	BINGHAMTON	*	3.0	3	1	1	1	3	0	0	1	0	0	0	0	11-1	2-1	0	2.53	43
Feb 19	vs Oregon	*	3.2	7	4	2	0	2	0	0	1	1	0	2	0	10-5	2-1	0	2.74	65
Feb 21	vs Washington	*	4.1	8	5	5	2	3	1	1	1	0	0	0	0	2-5	2-2	0	3.59	95
Feb 26	TROY		2.0	3	2	2	2	1	1	0	0	0	0	0	0	8-7	2-2	1	3.82	47
Feb 27	VIRGINIA TECH		1.0	2	2	2	1	1	0	0	1	0	0	0	0	5-9	2-2	1	4.15	30
Feb 28	VIRGINIA TECH	*	3.2	5	4	4	2	1	0	0	1	0	0	0	0	2-6	2-3	1	4.53	71
Mar 07	KENTUCKY-1	*	7.0	5	2	2	3	3	0	0	0	1	0	3	0	6-2	3-3	1	4.10	116
Mar 07	KENTUCKY-2		4.2	2	0	0	1	3	0	0	0	0	0	0	0	6-5	4-3	1	3.68	50
Mar 13	at Oklahoma Sooners		0.2	4	4	2	0	0	1	0	2	0	0	0	0	5-13	4-3	1	3.93	36
Mar 17	at South Alabama	*	3.0	3	2	2	1	1	1	0	0	0	0	1	0	11-2	5-3	1	3.97	50
Mar 28	MISSOURI	*	6.1	6	6	5	1	1	2	1	1	0	0	0	0	3-6	5-4	1	4.15	95
Mar 29	MISSOURI		2.0	2	1	1	1	1	0	1	0	0	0	0	0	4-6	5-4	1	4.13	34
Totals		9	57.2	67	43	34	20	30	11	3	10	2	0	8	0	103-86	5-4	1	4.13	-

GERUIN'S OVERALL CAREER STATS

YEAR	ERA	W-L	APP	GS	CG	SHO	SV	IP	H	R	ER	BB	SO	2B	3B	HR	BF	BAVG	WP	HBP	BK	SFA	SHA
2024*	0.70	2-0	9	0	0	0/0	0	10.0	4	1	1	3	9	1	0	1	37	.118	1	0	0	0	0
2025	2.97	23-12	50	12	5	3/2	4	190.2	184	93	81	51	109	25	7	18	824	.252	2	18	0	7	16
2026	4.13	5-4	15	9	2	0/0	1	57.2	67	43	34	20	30	11	3	10	284	.284	2	8	0	3	4
TOTAL	3.14	30-16	74	21	7	3/2	5	258.1	255	137	116	74	148	37	10	29	1132	.254	5	26	0	10	20

*STATS FROM OKLAHOMA



1

Thalia
MARTIN
UTL | Jr.



2

Ma'Nia
WOMACK
UTL | Jr.



3

Melania
LUOSTARI
INF | Fr.



4

Daigle
WILSON
UTL | Fr.



5

Georgia
LESSMANN
OF | Jr.



7

Kylie
SHAW
OF | So.



10

Charley
BUTLER
RHP | Fr.



12

Ava
RATLIFF
C | Fr.



14

Ella
HARRISON
RHP | So



14

AnnaLea
ADAMS
INF | So.



18

Brityan
GODFREY
C | Fr.



19

Blayne
GODFREY
RHP | RFr.



20

Alyssa
HASTINGS
INF | Jr.



21

Kylie
BROCKMAN
C | Jr.



22

Haven
ROEBUCK
INF | Fr.



24

Malayna
TAMBORRA
RHP | Jr.



27

McKaela
WALKER
OF | Sr.



34

Destiny
RODRIGUEZ
INF | Sr.



36

Kyla
STROUD
INF | RSo.



41

Abby
HERNDON
LHP | RFr.



43

Delaney
AUMUA
INF | Fr.



85

SJ
GEURIN
LHP | Jr.



HC

Chris
MALVEAUX
Second Season



HC

Kate
MALVEAUX
Second Season




AC

Ryker
CHASON
Second Season



AC

DJ
SANDERS
Second Season



DO

Garrett
SIEMEK
Second Season