

ARKANSAS SOFTBALL GAME NOTES

2026 SCHEDULE

OVERALL: 38-8 | SEC: 12-7

H: 23-2 | A: 9-5 | N: 6-1 | T10: 4-3 | TOP 25: 9-7

GAME 47 | APRIL 25 | MISSOURI | 11 AM | SEC NETWORK

DATE	OPPONENT	LOCATION	TIME/RESULT
F6	Virginia #	Conway, S.C.	W, 17-1 (5)
F6	Akron #	Conway, S.C.	W, 9-1 (6)
F7	Virginia #	Conway, S.C.	L, 4-2
F7	at Coastal Carolina #	Conway, S.C.	W, 11-1 (5)
F8	Akron #	Conway, S.C.	W, 21-3 (5)
F13	Wichita State %	San Marcos, Texas	W, 10-2 (5)
F13	No. 18 Clemson %	San Marcos, Texas	W, 12-0 (5)
F14	BYU %	San Marcos, Texas	W, 11-1 (5)
F15	at Texas State %	San Marcos, Texas	W, 9-0 (6)
F20	SEMO ^	Fayetteville, Ark.	W, 6-0
F20	Northwestern ^	Fayetteville, Ark.	W, 6-0
F21	Northwestern ^	Fayetteville, Ark.	W, 7-0
F21	SEMO ^	Fayetteville, Ark.	W, 16-2 (5)
F22	Northwestern ^	Fayetteville, Ark.	W, 9-8
F26	Omaha *	Fayetteville, Ark.	W, 10-2 (5)
F27	Boise State *	Fayetteville, Ark.	W, 10-1 (5)
F27	Charlotte *	Fayetteville, Ark.	W, 14-3 (5)
F28	Omaha *	Fayetteville, Ark.	W, 4-2
F28	Charlotte *	Fayetteville, Ark.	W, 9-0 (5)
M1	Kansas *	Fayetteville, Ark.	W, 11-3 (5)
M6	No. 12 Georgia	Fayetteville, Ark.	L, 7-2
M7	No. 12 Georgia	Fayetteville, Ark.	W, 7-6
M8	No. 12 Georgia	Fayetteville, Ark.	W, 6-0
M9	at Missouri State	Springfield, Ark.	W, 12-0 (5)
M13	at No. 4 Alabama	Tuscaloosa, Ala.	L, 4-1
M14	at No. 4 Alabama	Tuscaloosa, Ala.	W, 14-9
M15	at No. 4 Alabama	Tuscaloosa, Ala.	L, 4-1
M17	Central Arkansas	Fayetteville, Ark.	W, 10-2 (5)
M20	UConn	Fayetteville, Ark.	W, 12-4 (6)
M21	UConn	Fayetteville, Ark.	W, 10-2 (6)
M22	UConn	Fayetteville, Ark.	W, 9-4
M24	at Central Arkansas	Conway, Ark.	W, 11-2 (6)
M27	No. 3/5 Florida	Fayetteville, Ark.	W, 6-2
M28	No. 3/5 Florida	Fayetteville, Ark.	L, 12-6
M29	No. 3/5 Florida	Fayetteville, Ark.	W, 6-4
A4	Auburn	Fayetteville, Ark.	W, 10-0 (5)
A5	Auburn	Fayetteville, Ark.	W, 4-0
A6	Auburn	Fayetteville, Ark.	W, 4-1
A10	at No. 13/15 Mississippi State	Starkville, Miss.	L, 1-0
A11	at No. 13/15 Mississippi State	Starkville, Miss.	W, 8-0 (5)
A12	at No. 13/15 Mississippi State	Starkville, Miss.	W, 10-3
A17	at No. 1 Oklahoma	Norman, Okla.	L, 8-7
A18	at No. 1 Oklahoma	Norman, Okla.	W, 3-2
A19	at No. 1 Oklahoma	Norman, Okla.	L, 11-1 (5)
A22	at Tulsa	Tulsa, Okla.	W, 7-2
A24	Missouri	Fayetteville, Ark.	W, 4-0
A25	Missouri	Fayetteville, Ark.	11:00 AM
A26	Missouri	Fayetteville, Ark.	1:00 PM
A30	at Texas	Austin, Texas	7:00 PM
M1	at Texas	Austin, Texas	2:00 PM
M2	at Texas	Austin, Texas	1:00 PM
M5-M9	SEC Tournament	Lexington, Ky.	TBD

Kickin' Chicken Classic | % States Up! Invitational

^ Razorback Invitational | *Woo Pig Classic

Home games played at Bogle Park | Times central / subject to change



25-25
7-12 SEC

MISSOURI TIGERS

In the Polls..... NR
Head Coach..... Larissa Anderson
Career Record..... 400-225-1 (12th Season)
Record at Missouri267-171 (8th Season)



38-8
12-7 SEC

#6/9 ARKANSAS RAZORBACKS

In the Polls.....6 (SA) | 6 (DISoftball)
.....6 (ESPN/USA SOFTBALL) | 9 (NFCA)
Head Coach.....Courtney Deifel
Career Record.....424-214 (12th season)
Record at Arkansas.....397-187 (11th Season)

RAZORBACK NOTABLES

>> Arkansas is 38-8 this season and 12-7 in SEC play with 21 wins coming by run-rule. The Razorbacks are coming off a 4-0 win over Missouri in the series opener last night. Payton Burnham pitched a complete-game shutout, striking out four Tigers while allowing just five hits and a pair of walks. The Eugene, Ore., product has only allowed just two earned runs across her previous 27 innings pitched, both of which were solo home runs in a 3-2 win at Oklahoma (April 18). Arkansas is 23-2 at Bogle Park this season. The Hogs are outscoring opponents 375-124 this season.

>> Arkansas entered the 11th week of the 2026 season as a consensus top 10 team nationally, having garnered rankings of No. 6, No. 9, No. 6 and No. 6 in the ESPN/USA Softball, NFCA/GoRout D1 Coaches, D1 Softball and Softball America Top 25 Polls.

>> OF **Reagan Johnson** broke the Arkansas career hits record by registering her 262nd career hit during the Hogs' 6-2 victory over No. 3/5 Florida on March 27. Johnson made history with a bases-loaded RBI single in the bottom of the fifth inning, registering her 262nd career hit to surpass Hannah McEwen, who tallied 261 career hits from 2018-2022. Johnson went 2-4 in the contest with an RBI and a run scored. She is just eight stolen bases away from breaking the Arkansas career stolen base record of 75 held by Rachel LeMaster (2004-2007).

>> Senior LHP **Robyn Herron** is 13-4 this season with a 2.03 ERA and 139 strikeouts in 86.1 innings of work while limiting opposing hitters to a .175 batting average and collecting four saves. The Tampa, Fla., struck out 13 batters while allowing just two runs on four hits and no walks during a complete-game performance in a 7-2 win at Tulsa on Wednesday. Her 16 10+ strikeout games are tied for the most in program history alongside Mary Haff (2018-2022). She was the seventh pitcher in program history to record 500 career strikeouts and 50 career wins. Herron threw her third career no-hitter and struck out 12 in a 6-0 win over Northwestern (Feb. 21). She ranks among the national leaders entering the week in fewest hits allowed per 7 inn. (14th, 4.50), strikeouts per 7 inn. (5th, 11.1), saves (13th, 4), and shutouts (25th, 4). Herron's four saves lead the SEC.

>> Sophomore INF **Ella McDowell** is batting .374 this season with eight doubles, 11 homers and 46 RBI while posting a .669 slugging percentage and a .460 on-base percentage. McDowell went 3-4 in the series opener at No. 1 Oklahoma with three runs scored and two RBI (April 17). The Richmond, Texas product blasted her 11th home run of the season during the fifth inning of the loss.

>> Freshman C/INF **Brinli Bain** is batting .381 with 45 hits, three home runs, 15 doubles, 38 walks, 37 runs scored and 31 RBI. Entering the week, Bain led all D1 freshmen and was 31st nationally with a .547 on-base percentage (Min. 70 AB).

>> Senior 1B **Tianna Bell** homered in the first two games of the series at Oklahoma. The Antioch, Calif., product blasted a go-ahead two-run home run during Saturday's 3-2 win. Bell is batting .387 with 55 hits, seven doubles, 14 home runs, 51 RBI and 17 walks while recording a .732 SLG% and .463 OBP.

>> Arkansas ranked among the nation's leaders in numerous categories entering the weekend including, batting average (8th, .358), runs per game (5th, 8.27), on-base percentage (5th, .459), RBI per game (8th, 7.55), slugging percentage (13th, .609), total runs (5th, 364), WHIP (15th, 1.22), team strikeouts per 7 inn. (14th, 6.89), shutouts (12th, 11) and ERA (17th, 2.65).

>> The Razorbacks have been ranked in the Top 25 of the NFCA Coaches poll for a program-best 100 consecutive weeks dating back to the start of the 2020 season. Arkansas is one of five programs nationally to have appeared in the Top 25 of every NFCA Coaches Poll since the start of the 2020 season, joining Oklahoma, Florida, UCLA and Florida State.

BY THE NUMBERS

AVG.	RUNS	HITS	XBH	SB-ATT	ERA	OPP. AVG.
.357	375	421	151	31-33	2.57	.215
.273	220	346	116	26-36	3.44	.258



2026 ARKANSAS RAZORBACKS SOFTBALL ROSTER

NUMERICAL ROSTER

#	NAME	POS.	CLASS	HT.	B/T	PREVIOUS SCHOOL	HOMETOWN
1	Brinli Bain	C/INF	Fr.	5-5	L/R	Eagleville, Tenn.	Eagleville HS
4	Reis Beuerlein	RHP	Sr.	5-9	R/R	Cave Creek, Ariz. Pinnacle HS / Mississippi State	
5	Ashtyn Reichardt	OF	R-Fr.	5-7	L/L	Katy, Texas	Katy HS
6	Ella McDowell	INF	So.	5-6	R/R	Richmond, Texas	Foster HS
8	Kyler Del Duca	UTL	Fr.	5-4	R/R	Chino, Calif.	Chino Hills HS
11	Robyn Herron	LHP	Sr.	5-10	R/L	Tampa, Fla.	Sickles HS
12	Payton Burnham	RHP/UTL	So.	5-8	R/R	Eugene, Ore.	Sheldon HS
13	Kasey Wood	UTL	Jr.	5-8	R/R	Bentonville, Ark.	Bentonville HS
14	Karlie Davison	INF	Sr.	5-8	R/R	Torrance, Calif.	Chadwick HS / Utah
15	Lillie-Faye McWhorter	RHP	Fr.	5-9	R/R	Warren, Ark.	Woodlawn HS
16	Ramsey Walker	OF	So.	5-7	R/R	Shreveport, La.	Calvary Baptist Academy
17	Kennedy Miller	C	Jr.	5-8	R/R	Georgetown, Texas	Georgetown HS
20	Tianna Bell	INF	Sr.	5-5	R/R	Antioch, Calif.	Heritage HS / Cal
21	Ava Carter	OF	So.	5-6	L/R	Paragould, Ark.	Greene County Tech HS
22	Dakota Kennedy	OF	Sr.	5-8	L/R	Sacramento, Calif.	Sheldon HS / Arizona
23	Reagan Johnson	OF	Sr.	5-4	L/R	Karnes City, Texas	Karnes City HS
25	Cam Harrison	RHP/UTL	So.	5-10	R/R	Brookshire, Texas	Katy HS
26	Atalyia Rijo	INF	Sr.	5-7	L/R	Horseheads, N.Y.	Corning-Painted Post HS
30	Khamari Hall	OF	Fr.	5-3	L/L	League City, Texas	Clear Creek HS
32	Saylor Timmerman	RHP	Fr.	6-1	R/R	Minocqua, Wis.	Lakeland Union HS
34	Jayden Ramos	INF	So.	5-10	R/R	Fresno, Calif.	Central HS
45	Jayden Wells	UTL	Jr.	5-6	R/R	Paris, Ark.	Paris HS
46	Kailey Wyckoff	UTL	Sr.	5-7	L/L	Katy, Texas	Katy HS / Texas Tech
99	Lexi King	RHP	So.	5-8	R/R	Windermere, Fla.	Windermere HS

COACHING STAFF

Head Coach	Courtney Deifel (California, 2003) - 11th Season
Associate Head Coach	Matt Meuchel (Arizona State, 2000) - 10th Season
Associate Head Coach	DJ Gasso (Bradley, 2017) - Third Season
Assistant Coach	Parker Staggs (Arkansas, 2022) - First Season
Graduate Assistant	Paytience Holman (SEMO, 2024) - Second Season
Graduate Assistant	Gage Williams (Oklahoma State, 2025) - First Season
Student Assistant	Courtney Day (Texas, 2023) - First Season

SUPPORT STAFF

Sport Administrator	Julie Cain (Illinois, 1985)
Director of Operations	Dan Bartosik (Arkansas, 2015)
Athletic Trainer	Andrew Kreis (Texas State, 2014)
SID	Hunter Corneliusen (Kansas State, 2020)
Creative	Meaghan Frazier (Minnesota, 2019)
Strength & Conditioning	Zane Whobrey (Oklahoma, 2016)
Academics	Riley Vanderveen (Wayne State, 2019)

PRONUNCIATION GUIDE

#1 Brinli Bain	Brynn-Lee
#4 Reis Beuerlein	Reese BUR-line
#5 Ashtyn Reichardt	RIKE-hard
#9 Kyler Del Duca	Dell-Duke-uh
#11 Robyn Herron	Heron
#20 Tianna Bell	Tee-Ah-Nuh
#26 Atalyia Rijo	Uh-TAL-ia RE-ho
#30 Khamari Hall	Kuh-Mar-ee
#46 Kailey Wyckoff	Why-KOFF
Courtney Deifel	DIE-ful
Matt Meuchel	Michael
DJ Gasso	Gas-OH

ALPHABETICAL ROSTER

#	NAME	POS.
1	Brinli Bain	C/INF
20	Tianna Bell	INF
4	Reis Beuerlein	RHP
12	Payton Burnham	RHP/UTL
21	Ava Carter	OF
14	Karlie Davison	INF
8	Kyler Del Duca	UTL
30	Khamari Hall	OF
25	Cam Harrison	RHP/UTL
11	Robyn Herron	LHP
23	Reagan Johnson	OF
22	Dakota Kennedy	OF
99	Lexi King	RHP
6	Ella McDowell	INF
15	Lillie-Faye McWhorter	RHP
17	Kennedy Miller	C
34	Jayden Ramos	INF
5	Ashtyn Reichardt	OF
26	Atalyia Rijo	INF
32	Saylor Timmerman	RHP
16	Ramsey Walker	OF
45	Jayden Wells	UTL
13	Kasey Wood	UTL
46	Kailey Wyckoff	UTL

RAZORBACKS BY CLASS

SENIORS (8)

Tianna Bell, Reis Beuerlein, Karlie Davison, Robyn Herron, Reagan Johnson, Dakota Kennedy, Atalyia Rijo, Kailey Wyckoff

JUNIORS (3)

Kennedy Miller, Jayden Wells, Kasey Wood

SOPHOMORES (7)

Payton Burnham, Ava Carter, Cam Harrison, Lexi King, Ella McDowell, Jayden Ramos, Ramsey Walker

REDSHIRT FRESHMAN (1)

Ashtyn Reichardt

FRESHMAN (5)

Brinli Bain, Kyler Del Duca, Khamari Hall, Lillie-Faye McWhorter, Saylor Timmerman

RAZORBACKS BY STATE

TEXAS (7)

Khamari Hall, Cam Harrison, Reagan Johnson, Ella McDowell, Kennedy Miller, Ashtyn Reichardt, Kailey Wyckoff

CALIFORNIA (5)

Tianna Bell, Karlee Davison, Kyler Del Duca, Dakota Kennedy, Jayden Ramos

ARKANSAS (4)

Ava Carter, Lillie-Faye McWhorter, Jayden Wells, Kasey Wood

FLORIDA (2)

Robyn Herron, Lexi King

ARIZONA (1)

Reis Beuerlein

LOUISIANA (1)

Ramsey Walker

TENNESSEE (1)

Brinli Bain

OREGON (1)

Payton Burnham

NEW YORK (1)

Atalyia Rijo

WISCONSIN (1)

Saylor Timmerman

2026 TEAM QUICK FACTS

TEAM INFORMATION

2025 Overall Record.....	44-14
2025 SEC Record.....	14-10
2025 SEC Finish.....	5th
2025 NCAA Postseason	Super Regionals
Home Record	20-6
Away Record	12-4
Neutral Record.....	13-2
Student-Athletes Returning/Lost	17/4
Starters Returning/Lost.....	6/3
Newcomers	7

COACHING STAFF

Head Coach	Courtney Deifel (11th Season)
Record at Arkansas	397-187
Career Record	424-214
Assistant Coach.....	Matt Meuchel (10th Season)
Assistant Coach.....	DJ Gasso (Third Season)
Assistant Coach.....	Parker Staggs (First Season)
Graduate Manager.....	Gage Williams (First Season)
Graduate Manager.....	Paytience Holman (Second Season)
Director of Operations	Dan Bartosik (Fourth Season)

TEAM HISTORY

First Year of Program.....	1997
All-Time Record	917-819-1 (.522)
All-Time SEC Record	295-459 (.389)
SEC Championships/Last	2 (2022)
SEC Tournament Championships.....	2022
NCAA Appearances/Last.....	14 (2025)
Highest Preseason Rank.....	6/7 (2023)
Highest Preseason SEC.....	3rd (2023/2022)
Highest In-Season Rank 1 (Softball America) (Wk 13, 2025)	

UNIVERSITY INFORMATION

Location	Fayetteville, Ark.
Founded	March 27, 1871
Enrollment	34,175
Nickname	Razorbacks
School Colors	Cardinal and White
Conference.....	Southeastern (SEC)
Chancellor.....	Dr. Charles F. Robinson
Vice Chancellor/Director of Athletics	Hunter Yurachek
Faculty Athletic Representative	Paul Adams
University Website	www.uark.edu
Athletics Website	ArkansasRazorbacks.com

FACILITY INFORMATION

Home Field.....	Bogle Park
Opened.....	2009
Dimensions.....	(LF - 200, CF - 220, RF - 200)
Chairback Seats:	1,200

COMMUNICATIONS

Assistant Director (SB Contact)	Hunter Corneliusen
Student Assistant (SB Secondary)	Lauren Marino
Email.....	hc068@uark.edu
Cell.....	479-380-2194
Assistant AD for Communications	Kyle Parkinson

Mailing Address
 Razorback Communications
 PO Box 7777
 Fayetteville, AR 72702-7777

Overnight Address
 Razorback Communications
 1240 W. Leroy Pond Dr.
 Fayetteville, AR 72701

MONDAY 20	TUESDAY 21	WEDNESDAY 22	THURSDAY 23	FRIDAY 24	SATURDAY 25	SUNDAY 26
		at Tulsa W, 7-2		Missouri W, 4-0	Missouri 11 a.m.	Missouri 1 p.m.

ARKANSASRAZORBACKS.COM

For updated game notes, statistics, stories, photos, fan information, tickets and latest information on Razorback Softball, please visit arkansasrazorbacks.com/softball.

MEDIA AVAILABILITY

Above is a general weekly schedule of media availability for the Arkansas Softball team. All interview requests should be made to Arkansas Assistant Communications Director Hunter Corneliusen at least 24 hours in advance. All media availability times are subject to change. Members of the media are expected to adhere to these policies at all times. Please contact Hunter Corneliusen for any changes in the schedule.

COACH/PLAYER AVAILABILITY

Coach Deifel, assistant coaches and select student-athletes are available for interviews by contacting Hunter Corneliusen. A specific interview request should be made at least 24 hours in advance to ensure availability. Additional requests will be granted based on student-athlete availability throughout the week.

Postgame interviews with Coach Deifel and select players will be conducted on Zoom following home games at Bogle Park. If there are multiple games during a day, it will take place after the Razorbacks' final game.

SOCIAL MEDIA

Arkansas fans can access the most in-depth information regarding Razorback Softball through social media opportunities available online.

- **X** - @RazorbackSB - Direct coverage of Arkansas Softball
- **Instagram** - @razorbacksb - Photos and video
- **Facebook** - Arkansas Razorbacks Softball - Latest news
- **X** - @ArkRazorbacks - General athletic department information

GAME DAY / PRESS SERVICES

Press releases, statistics and game information will be available throughout the season on arkansasrazorbacks.com/softball. Credentialed, local, and national media members may request to be added to email lists to automatically receive up-to-date information on Razorback Softball. Notes and statistics will be available digitally on game days. Wireless internet is available to all credentialed media members and game day personnel. Media and personnel interested in obtaining Wifi information need to contact Assistant Communications Director Hunter Corneliusen.

CREDENTIALS

Media Members wishing to cover Arkansas Softball should contact Hunter Corneliusen at least 48 hours prior to each home contest/series. All credentials will be issued on a game-to-game/series-to-series basis. Credentials will be available for pick up on game days at Ticket Office Will Call, which is located at the main gate behind home plate at Bogle Park.



THE LAST TIME OUT



April 24, 2026

SCORE BY INNINGS	1	2	3	4	5	6	7	R	H	E	
Missouri	0	0	0	0	0	0	0	-	0	5	1
No. 6/9 Arkansas	3	0	0	1	0	0	0	-	4	7	0

WP: Burnham (11-3) | LP: McCann (9-9)

FAYETTEVILLE, Ark. - Sophomore RHP Payton Burnham continued her dominance in the circle by tossing a complete-game shutout as the No. 6/9 Razorbacks blanked Missouri 4-0 during the series opener on Friday evening at Bogle Park.

With the victory, Arkansas improved to 38-8 overall and 12-7 in SEC play. The Razorbacks are now 23-2 in home games this season.

Burnham was magnificent in her seven innings of work. The Eugene, Ore., product struck out four while yielding just five hits and a pair of walks while improving to 11-3 on the season.

Ella McDowell paced the Hogs at the plate with a 2-3 night that featured a run scored and an RBI. Kailey Wyckoff and Atalya Rijo both went 1-2 while driving in a run each with sacrifice flies. Reagan Johnson recorded the final RBI of the contest with a groundout. Kennedy Miller (14 games) and Brinli Bain (10 games) both increased their reached-base streaks by way of a single and a walk, respectively. Ashtyn Reichardt also singled for the second consecutive contest.

SERIES HISTORY ENTERING THE WEEKEND



**Missouri
Tigers**

Overall Record: 13-18
H: 7-10 A: 5-5 N: 1-3

Date	Result	Score	Location
Feb. 27, 2000	W	6-2	Fayetteville
Feb. 27, 2000	W	5-1	Fayetteville
Feb. 8, 2004	L	5-3	Gainesville, Fla.
Feb. 24, 2007	L	6-3	Fayetteville
Feb. 25, 2007	L	12-11	Fayetteville
Feb. 21, 2009	L	8-0	Boca Raton, Fla.
March 9, 2011	L	12-0 (5)	Columbia, Mo. (18)
March 14, 2012	L	4-0	Fayetteville (12)
April 12, 2013	L	9-0 (5)	Columbia, Mo. (8)
April 13, 2013	W	4-1 (11)	Columbia, Mo. (8)
April 14, 2013	W	11-0 (8)	Columbia, Mo. (8)
May 9, 2013	L	8-0 (5)	Lexington, Ky. (8)
April 17, 2015	L	9-0 (5)	Fayetteville (20)
April 18, 2015	L	11-1 (5)	Fayetteville (20)
April 19, 2015	L	10-0 (6)	Fayetteville (20)
April 7, 2017	L	1-0	Columbia, Mo. (24)
April 8, 2017	W	6-5	Columbia, Mo. (24)
April 9, 2017	W	4-2	Columbia, Mo. (24)
March 23, 2018	W	3-1	Fayetteville
March 24, 2018	L	3-0	Fayetteville
March 25, 2018	W	10-7	Fayetteville
April 24, 2021	L	6-3	Fayetteville (18)
April 25, 2021	L	10-1	Fayetteville (18)
April 26, 2021	W	8-4	Fayetteville (18)
May 14, 2022	W	4-0	Gainesville, Fla. (16)
May 5, 2023	W	9-0 (5)	Columbia, Mo.
May 6, 2023	L	4-3 (8)	Columbia, Mo.
May 7, 2023	L	7-6	Columbia, Mo.
April 5, 2024	W	5-2	Fayetteville (11)
April 6, 2024	L	12-3	Fayetteville (11)
April 7, 2024	W	4-1	Fayetteville (11)
May 9, 2024	L	3-1	Auburn, Ala.

THE LAST MEETING

May 9, 2024 (Auburn, Ala.)

SCORE	1	2	3	4	5	6	7	-	R	H	E
Missouri	1	0	0	0	2	0	0	-	3	9	0
Arkansas	0	0	0	1	0	0	0	-	1	5	0

Time | 2:09
Attendance | 2,042 | HR: Gammill (12)

Arkansas 1 (36-16)

Player	pos.	ab	r	h	rbi	bb	so	po	a	lob
Reagan Johnson	cf	4	0	1	0	0	0	2	0	0
Nia Carter	rf	3	0	2	0	0	0	2	0	0
Bri Ellis	1b	1	0	0	0	1	2	1	2	2
Ally Sockey	pr	0	0	0	0	0	0	0	0	0
Cylie Halvorson	2b	3	0	1	0	0	0	1	2	1
Hannah Gammill	3b	3	1	1	0	0	1	0	0	0
Kennedy Miller	c	3	0	0	0	1	9	1	0	0
H. Camenzind	dh	2	0	0	0	0	0	0	0	0
Rylin Hedgecock	ph	1	0	0	0	1	0	0	3	3
Raigan Kramer	lf	2	0	0	0	0	1	3	0	0
Rylee Cloud	ph	1	0	0	0	0	0	0	0	0
Spencer Prigge	ss	3	0	0	0	0	1	1	0	0
Morgan Leinstock	p	0	0	0	0	0	0	0	1	0
Robyn Herron	p	0	0	0	0	0	0	0	1	0
Totals		26	1	5	1	1	5	21	6	6

Arkansas

ip	h	r	er	bb	so	ab	bf
Morgan Leinstock, L (13-5)	4.0	7	3	3	1	5	19
Robyn Herron	3.0	2	0	0	0	4	10

Missouri 3 (42-14)

Player	pos.	ab	r	h	rbi	bb	so	po	a	lob
Laird	ss	4	2	2	1	0	1	2	1	0
Honnold	cf	4	0	1	0	0	1	0	0	0
Gallagher	2b	4	0	1	0	1	0	1	0	0
Hay	1b	3	0	1	0	0	1	1	0	0
Abruscato	dh/lf	3	0	1	0	0	1	0	0	2
Dodge	pr/lf	0	0	0	0	0	1	0	0	0
Crenshaw	c	2	0	1	0	1	1	5	0	0
Daly	3b	3	0	1	0	0	0	1	0	1
Cahalan	lf	1	0	0	0	0	0	0	0	0
Chester	ph/dh	2	0	0	0	1	0	0	2	2
Lenger	rf	3	1	1	0	0	1	2	0	2
Harrison	p	0	0	0	0	0	0	0	4	0
McCann	p	0	0	0	0	0	0	0	0	0
Pannell	p	0	0	0	0	0	0	0	1	0
Totals		29	3	9	2	1	9	21	8	6

Missouri

ip	h	r	er	bb	so	ab	bf
Harrison, W (14-3)	5.0	4	1	1	1	2	19
McCann	1.0	1	0	0	0	2	4
Pannell	1.0	0	0	0	0	1	3

THE LAST SERIES

April 7, 2024 (Bogle Park.)

SCORE	1	2	3	4	5	6	7	-	R	H	E
Missouri	0	0	0	0	1	0	0	-	1	5	1
Arkansas	0	0	0	0	2	2	X	-	4	6	0

Time | 1:59
Attendance | 3,457 | HR: Halvorson (8); Carter (1).

No. 17 Arkansas 4 (28-10, 7-5)

Player	pos.	ab	r	h	rbi	bb	so	po	a	lob
Reagan Johnson	cf	3	0	1	0	0	2	2	0	0
Raigan Kramer	lf	3	0	0	0	0	0	0	0	1
Bri Ellis	1b	2	0	0	0	1	0	9	0	0
Ally Sockey	pr	0	1	0	0	0	0	0	0	0
Kennedy Miller	c	2	0	0	0	1	0	7	0	0
Rylee Cloud	pr	0	1	0	0	0	0	0	0	0
Hannah Gammill	3b	3	0	2	1	0	0	0	6	0
Cylie Halvorson	2b	3	1	2	2	0	2	1	0	0
Nia Carter	rf	3	1	1	1	0	0	0	0	1
H. Camenzind	rf	0	0	0	0	0	0	0	0	0
Rylin Hedgecock	dp	3	0	0	0	0	1	0	0	2
Spencer Prigge	ss	2	0	0	0	0	0	1	2	0
Morgan Leinstock	p	0	0	0	0	0	0	0	1	0
Robyn Herron	p	0	0	0	0	0	0	0	0	0
Totals		24	4	6	4	2	3	21	10	4

Arkansas

ip	h	r	er	bb	so	ab	bf
Morgan Leinstock, W (10-2)	6.2	5	1	1	3	7	24
Robyn Herron	0.1	0	0	0	0	0	1

Missouri 1 (30-10, 5-7)

Player	pos.	ab	r	h	rbi	bb	so	po	a	lob
Laird	ss	4	0	1	0	0	0	3	1	1
Honnold	cf	2	0	1	1	0	1	0	0	0
Gallagher	2b	3	0	1	0	0	0	2	0	0
Daly	3b	2	0	0	0	1	2	3	0	1
Chester	dp	2	0	0	0	0	1	0	0	0
Cahalan	ph	1	0	0	0	0	0	0	0	0
Hay	1b	3	0	1	0	0	0	4	0	3
Dodge	lf	3	0	0	0	0	2	2	0	0
Crenshaw	c	2	0	0	0	0	1	2	2	1
Walker	ph	1	0	0	0	0	1	0	0	0
Lenger	rf	2	1	1	0	1	0	1	0	0
McCann	p	0	0	0	0	0	0	0	0	0
Krings	p	0	0	0	0	0	0	0	0	0
Touchet	p	0	0	0	0	0	0	0	1	0
Totals		25	1	5	1	3	7	18	4	6

Missouri

ip	h	r	er	bb	so	ab	bf
McCann, L (6-2)	4.0	4	2	2	0	2	16
Krings	1.1	1	2	2	2	1	5
Touchet	0.2	1	0	0	0	0	3

THE LAST SERIES

April 6, 2024 (Bogle Park.)

SCORE	1	2	3	4	5	6	7	-	R	H	E
Missouri	0	2	1	5	4	x	x	-	12	9	0
Arkansas	0	0	0	3	0	x	x	-	3	3	2

Time | 1:51
Attendance | 3,885 | HR: Honnold (4)

No. 17 Arkansas 3 (27-10, 6-5)

Player	pos.	ab	r	h	rbi	bb	so	po	a	lob
Reagan Johnson	cf	3	0	0	0	0	0	2	0	0
Raigan Kramer	lf	3	0	0	0	0	0	2	1	0
Bri Ellis	1b	3	1	1	0	0	1	3	0	0
Kennedy Miller	c	2	0	0	0	0	0	6	0	0
Hannah Gammill	3b	1	1	0	0	1	0	1	1	0
Cylie Halvorson	2b	1	1	1	2	1	0	1	0	0
Nia Carter	rf	1	0	1	1	1	0	0	0	0
Rylin Hedgecock	dp	2	0	0	0	0	0	0	0	2
L. Camenzind	ss	1	0	0	0	0	0	0	1	0
Robyn Herron	p	0	0	0	0	0	0	0	1	0
H. Camenzind	p	1	0	0	0	0	0	0	1	1
Totals		18	3	3	3	3	3	15	4	3

Arkansas

ip	h	r	er	bb	so	ab	bf
Robyn Herron, L (7-7)	3.2	4	5	4	3	5	13
Hannah Camenzind	1.1	5	7	6	3	1	8

Missouri 12 (30-9, 5-6)

Player	pos.	ab	r	h	rbi	bb	so	po	a	lob
Wallace	ss	2	2	1	0	2	0	1	3	0
Laird	ss	3	2	1	2	1	2	1		

POWER IN THE PORTAL

Since taking over the program in 2016, head coach Courtney Deifel and her coaching staff have had tremendous success in the recruitment of players through the transfer portal.

» Deifel has made 26 transfer portal additions during her time at Arkansas. Five Razorbacks on the 2026 roster arrived in Fayetteville by way of the transfer portal: Tianna Bell (2026, California), Reis Beuerlein (2024, Mississippi State), Karlie Davison (2025, Utah), Dakota Kennedy (2026, Arizona), and Kailey Wyckoff (2025, Texas Tech).

Transfers under Courtney Deifel have accounted for:

- » 9 NFCA All-America selections
- » 17 NFCA All-Region honors
- » 14 All-SEC Selections
- » 2 SEC Players of the Year (*KB Sides, Bri Ellis*)
- » 1 USA Softball Collegiate Player of the Year (*Bri Ellis*)
- » 1 SEC Pitcher of the Year (*Chenise Delce*)

» Entering this season, 13 of the 22 portal additions from Division I programs under Deifel that completed a season at Arkansas experienced an increase in both wins and winning percentage in their first season as a Hog compared to their last at their previous program.

» 14 of the Razorbacks' 17 D1 transfer position players set single-season career highs in at least one offensive statistical category, while eight set single-season career highs in four or more offensive categories.

HOME SWEET BOGLE

Bogle Park was the place to be in 2025, as 78,586 fans walked through the gates. The Razorbacks were one of just three programs nationally to average 3,000+ fans a game with 3,023 fans per contest alongside Alabama and Oklahoma. Arkansas set Top-10 attendance marks in three games last season, highlighted by a season-high 3,803 fans against LSU on May 3, 2025.

» Arkansas had 3,718 fans at game two of its series against Florida on March 27, 2026, the 8th-most in program history.

» Arkansas is just one of three programs to rank in the top five in single-season attendance every year since COVID, joining the likes of Alabama and LSU.

» The Razorbacks have ranked in the top three nationally in total home attendance in three consecutive seasons and have finished in the top five in national total attendance in each of their past six seasons at Bogle Park.

» Bogle Park had a program-record 97,744 fans walk through the gates in 2024. At the time, all 10 of Bogle Park's all-time top 10 single-game attendance marks were set in 2024. Arkansas played in front of home crowds of 3,000+ in 21 of its 27 regular season games at Bogle Park.

» On May 4, 2024, Arkansas broke its single-game attendance record, with 3,937 in attendance for game three vs. Ole Miss.

» Bogle Park hosted the highest-attended SEC Softball Tournament in 2023 with 16,937 in the stands May 9-13, shattering Florida's previous record of 13,201 in 2022.

» Between the 2022 and 2023 campaigns, Bogle Park drew crowds of 3,000+ 16 separate times.

» Since its gates opened in 2009, Bogle Park has welcomed 573,306 fans through the turnstiles. Of those 573,306 fans, 488,180 (85.2%) have come during head coach Courtney Deifel's tenure (2016-present).

» Bogle Park was recognized by the National Fastpitch Coaches Association (NFCA) as the Netting Professionals/NFCA D1 Field of the Year in 2022.

RAZORBACKS KNOW RPI

Arkansas finished the regular season ranked No. 7 in RPI in 2025. Assistant Coach Matt Meuchel plays a big role in the Hogs' schedule building each season.

» Arkansas entered the week with the No. 1 RPI in the country.

PRESEASON PRESENCE

» Senior OF Dakota Kennedy, Senior LHP Robyn Herron and sophomore INF Ella McDowell all garnered Preseason Second-Team All-America Recognition from Softball America.

» The trio was also named to the USA Softball Collegiate Player of the Year Top 50 Watch List.

» Herron and McDowell also earned Preseason All-SEC honors as Arkansas was one of just five SEC programs with multiple players selected.



Senior OF Dakota Kennedy, Senior LHP Robyn Herron and sophomore INF Ella McDowell all earned Preseason Second-Team All-America honors from Softball America.

THE HEAD HOG

Head coach Courtney Deifel is the program's all-time wins leader.

WINNINGEST ARKANSAS HEAD COACHES

Rank	Coach	Record	Years	NCAA Appearances
1.	Courtney Deifel	397-187	2016-pres.	8
2.	Carrie Dever-Boaz	244-274-1	1997-2004	2
3.	Mike Larabee	149-181	2010-2015	2
4.	Jamie Pinkerton	130-179	2005-2009	2

- » Deifel has won 397 games through 11 seasons at the helm in Fayetteville.
- » In the previous 11 years before Deifel, Arkansas only won 270 contests
- » From 2002-2015 (14 seasons), Arkansas had won 360 games.

FLIPPED THE SCRIPT

During her 10 seasons at the helm, head coach Courtney Deifel and staff have engineered one of the greatest turnarounds in college softball while at Arkansas.

» Under head coach Courtney Deifel, Arkansas has increased its winning percentage by 21.4% compared to the 10 seasons prior to Deifel's tenure, while also winning 92 more games. Arkansas is the only Power 4 school nationally to increase its winning percentage by more than 20% in that timespan. The Razorbacks 21.4% increase in winning percentage ranks 4th among 297 Division I teams.

Win % Increase Over Past 10 years (P4 Only)

Program	2006-2015	2016-2025	Increase
Arkansas	267-322 (.453)	359-179 (.667)	21.40%
Indiana	211-327 (.392)	296-215 (.579)	18.71%
Ole Miss	248-317 (.439)	351-216 (.619)	18.01%
Oklahoma State	299-255 (.540)	400-169 (.703)	16.33%
Florida State	412-203 (.670)	496-106 (.824)	15.4%

D1 Programs with a 20% Increase in Win % Over Past 10 years

Program	2006-2015	2016-2025	Increase
North Texas	258-589 (.305)	304-210 (.591)	28.68%
Southeastern La.	208-306 (.405)	348-197 (.639)	23.39%
UNCW	162-363 (.309)	248-224 (.525)	21.69%
Arkansas	267-322 (.453)	359-179 (.667)	21.40%
Saint Francis	216-305 (.415)	326-195 (.626)	21.11%
Liberty	273-325 (.457)	392-196 (.667)	21.01%
Morgan State	116-254 (.314)	224-205 (.522)	20.86%
Prairie View A&M	121-293 (.292)	207-213 (.493)	20.06%

THE FRIENDLY CONFINES

- » Since 2017, Arkansas is 183-47 at Bogle Park during the regular season.
- » Arkansas is 216-79 at Bogle Park since Courtney Deifel took over the program in 2016.
- » The Razorbacks have won six straight SEC home series, their most since they won eight straight from March 23, 2018 - May 5, 2019.

MEUCHEL IS MASTER OF DEFENSE

- » Assistant Coach Matt Meuchel joined the Razorbacks' coaching staff prior to the 2017 season and is in his 10th season in Fayetteville in 2025. Meuchel is one of the sport's leaders in analytics and also coordinates the Razorbacks defense. All five of the Hogs' top-five single-season fielding percentages have come under his watch.
- » The Hogs ranked seventh nationally in fielding percentage with a .981 mark entering the week and have turned a program-record 33 double plays this season. Arkansas is the only team to rank in the top 10 nationally in both double plays and fielding percentage.
- » Arkansas posted a program record 11-game errorless streak this season.
- » The Razorbacks led the nation with a .984 fielding percentage during the 2025 season, making just 24 errors in 1,471 total chances. Arkansas was the first SEC team to lead the nation in fielding percentage since 2019, when Florida accomplished the feat. The Hogs' .984 fielding percentage ranked tied for sixth in NCAA history.
- » Arkansas is one of four programs to finish the last two seasons ranked in the top 10 nationally in fielding percentage, joining the likes of Florida Atlantic, Omaha and Oklahoma.
- » In 2024, Meuchel helped guide Arkansas to a then program-record .978 fielding percentage, which led the SEC and ranked ninth nationally.

SOOIE SPINNERS

- » The Razorbacks posted a 3.04 ERA last season while striking out 347 batters and limiting opponents to a .215 batting average in 364.1 innings pitched.
- » The Hogs own a 2.57 ERA in 278 innings with 277 strikeouts while limiting opponents to a .215 batting average this season. Arkansas ranked 17th nationally in ERA and 14th nationally in team strikeouts per seven inn. (6.89) entering the weekend.
- » Arkansas has registered 55 shutouts since the start of the 2023 season. The Razorbacks are one of only five programs to rank in the top 20 nationally in shutouts in 2023, 2024, 2025, joining the likes of Oklahoma, Boston, Tennessee and Cal State Fullerton. Arkansas ranked 12th nationally with 12 shutouts this season.
- » Arkansas finished 2025 ranked 10th nationally with 15 shutouts and ranked 19th nationally in shutouts in 2024 with 14 and 17th nationally in 2023 with 17.
- » Excluding the 2020 COVID-shortened season, Arkansas is just one of seven schools to post 11+ shutouts in every season dating back to 2018, alongside Boston, Florida, Florida State, Oklahoma, Texas and UCLA.

BOGLE BOMBERS

- The long ball has been a staple in the success of Arkansas Softball during the Courtney Deifel era (2016-present).
- » Arkansas has hit 672 home runs since Deifel took over the helm in 2016, which accounts for 55.2% of home runs in program history. In the 11 years prior to Deifel's arrival, Arkansas teams belted 456 round-trippers.
 - » Entering the week, the Razorbacks' 649 home runs since 2017 rank second among SEC members during that time span and third among current SEC members, trailing only Oklahoma (1,118) and Georgia (690).
 - » Seven of the Hogs' single-season top-10 home run marks have been accomplished during Deifel's tenure, including the three best in program history (2022: 109, 2021: 95, 2025: 70).

ROAD HOGS

- Since 2020, the Razorbacks have excelled on the road, posting a 75-28 record, the second-best mark among current SEC members, trailing only Oklahoma (84-12).
- » Arkansas has won 10+ road games in each of the past five seasons and is one of nine programs to finish in the Top 25 in road winning percentage in each of the previous two seasons alongside Grand Canyon, Chattanooga, Oklahoma, Marist, Duke, Tennessee, Texas and Florida. Arkansas went 12-4 on the road in 2025 and 12-5 on the road in 2024.
 - » Arkansas is one of three SEC programs to post 10+ road wins with a road win% of .500+ in each of the past three seasons alongside Oklahoma and Tennessee.
 - » The Hogs have won 19 of their last 23 SEC road series, which is the best mark among all SEC members during that time span (2021-present). From 1997-2020, the program had only won 17 SEC road series.
 - » Arkansas is one of three programs alongside Liberty (22) and Miami of Ohio (22) to win 19+ conference road series since 2021. 11 of the Razorbacks' 19 road SEC series



- victories have been over ranked opponents.
- » The Hogs recorded two top 10 ranked SEC road series wins last season and have accounted for seven top 10 road series wins in league play over the past four seasons.
- » Additionally, Arkansas has posted an 86-29 record in the Courtney Deifel era (2016-present) in neutral-site games.

AMONG THE ELITE

- » The Razorbacks have been ranked in the Top 25 of the NFCA Coaches poll for a program-best 100 consecutive weeks dating back to the start of the 2020 season. Arkansas is one of five programs nationally to have appeared in the Top 25 of every NFCA Coaches Poll since the start of the 2020 season, joining Oklahoma, Florida, UCLA, and Florida State.

RAES

- » Reagan Johnson is the Arkansas all-time career hits leader and ranks second all-time in Arkansas career batting average at .362 while ranking fifth in career on-base percentage (.426), fifth in career triples (8) and third in career stolen bases (67).
- » Johnson made history by collecting her 262nd career hit with an RBI single in the bottom of the fifth inning in a 6-2 win over Florida (March 27) to surpass Hannah McEwen's (2018-2022) previous program record mark of 261.
- » She has posted a .329 batting average this season with 46 hits, four doubles, a triple and 12 RBI while drawing 25 walks, scoring 46 runs and stealing 18 bases.
- » Defensively, Johnson is among the best center fielders the game has seen during her four years on The Hill with a .988 career fielding percentage. She is on a 120-game errorless streak dating back to April 6, 2024, which is the longest errorless streak by an Arkansas outfielder on record (since at least 2001).
- » Johnson's 270 career hits ranked sixth nationally among all D1 active players as of Monday.
- » Johnson is the only Razorback in program history with multiple 70+ hit seasons with 72 in 2025, 73 in 2024 and 79 in 2023. In 2024, she became one of four Razorbacks in program history to post an on-base percentage of .426 or better while registering 70+ hits in a season, joining Danielle Gibson (2022), KB Sides (2022) and Hannah McEwen (2019).
- » The Karnes City, Texas product earned Second-Team All-SEC and Second-Team NFCA All-Central Region honors in 2025 while batting .351 with a team-leading 72 hits, including six doubles, two triples, 11 RBI and 26 walks while recording a .427 on-base percentage.
- » Johnson is the only player in program history to lead Arkansas in multi-hit games in 3+ seasons.

MILESTONE TRACKER

>> Reagan Johnson needs eight more stolen bases to break the all-time Arkansas steals record.

RUN-RULING RAZORBACKS

>> Arkansas defeated opponents with ease in 2025 and have won by run-rule in 21 of 35 wins in 2026.

>> The Razorbacks set a program record with 23 run-rule wins in 2025

>> Arkansas had more run-rule wins (23) than seven-inning wins (21) in 2025.

Year	Run-Rule W	Final Accomplished
2025	23	53rd
2026	21	-
2014	16	48th
2022	15	54th

PB12 IN GOOD COMPANY

Sophomore pitcher Payton Burnham broke onto the scene in 2025 with a 16-2 record, 94 strikeouts and three saves in 117.1 innings pitched while limiting opposing hitters to a .217 batting average and posting a team-best 2.62 ERA.

>> She earned freshman All-America honors from both DI Softball and Softball America in 2025.

>> She is 11-3 with three saves, a 1.88 ERA and 47 strikeouts in 67.1 innings of work this season.

>> Burnham earned her 11th win of the season by allowing five hits with four strikeouts in a complete-game shutout vs. Mizzou (April 24).

>> Burnham earned her 10th win of the season by going 74.1 innings, striking out three and allowing just two runs on four hits in a win at No. 1 Oklahoma (April 18).

>> She recorded her ninth win of the season with a five inn. complete-game shutout vs. Mississippi State in which she struck out one while allowing a walk and a hit (April 11).

>> Burnham earned her eighth win of the season by pitching a complete-game shutout in which she struck out five walked four and allowed two walks in a win over Auburn (April 6).

>> Burnham tossed her third career seven inn. complete-game shutout against Northwestern, while striking out seven and allowing just one walk and five hits in her seven innings of work. (Feb. 21).

>> Burnham improved to 2-1 by throwing five scoreless innings and striking out one in a 9-0 win at Texas State (Feb. 15). She pitched three shutout innings while striking out seven and allowing no walks and just one hit to earn her first win of the season vs. Akron (Feb. 8).

>> Burnham threw a complete-game shutout while striking out seven and allowing just three hits and a walk in a 4-0 win over Ole Miss (May 24), becoming just the third Arkansas freshman since 2010 to throw multiple seven-inning complete game shutouts, joining Robyn Herron (2, 2023) and Mary Haff (8, 2018).

>> Burnham became the first Razorback in program history to throw a no-hitter in an NCAA Tournament game in a 10-0 win over Saint Louis (May 16).

>> Her 16 wins were the most by a Razorback freshman since Mary Haff's 29 in 2017.

>> Her mother, Kendall, was an NFCA All-American at Texas A&M in the mid 1990s, while her father Jake Burnham, played collegiately at Tulane, where he was a First-Team All-CUSA selection in 1999. Her parents made national news in the early 2000s when they played together on the independent minor league San Angelo Colts.

>> Additionally, her brother Ty is a Razorback baseball signee and currently in his senior

season at Rogers High School.

MISS VERSATILITY

Arkansas continued its multi-year run of major portal additions in the summer of 2024 with the addition of Texas Tech Transfer Kailey Wyckoff, who has made a massive impact during her time as a Razorback.

>> Wyckoff is batting .383 with 10 doubles, a triple, six homers, 34 RBI, and 17 walks while being hit by pitch six times this season.

>> She had a 1-3 day with a solo HR and a sacrifice fly during 10-3 win at Mississippi State (April 12).

>> Wyckoff went 2-2 with a three-run HR and a walk while scoring three runs in a win over Auburn (April 4).

>> She hit her first career grand slam in the sixth inning of a 9-4 win over UConn on March 22.

>> Wyckoff recorded her 200th career hit courtesy of a third-inning single during a 14-3 win over Charlotte on Feb. 27.

>> During her four seasons of college softball, Wyckoff has appeared all over the field, with nine or more starts at 5 different positions. She has appeared in 61 games at catcher, 95 games in right field, 12 games in left field, 18 games at designated player and nine games at first base.

>> She has reached base safely (errors excluded) in 84.9% (175-206) of her games during her collegiate career. Her 222 career hits ranked 35th among all active DI players entering this week.

>> Wyckoff batted .328 last season with 61 hits, 15 doubles, seven home runs and a career-high 55 RBI while posting a .406 OPB. She reached base in 50 of the Hogs' 58 games while recording 15 multi-hit games and 14 multi-RBI games.

>> She earned NFCA Second-Team All-Central Region honors and was named SEC Player of the Week on April 22, 2025.

>> She tied a career-high with three hits in an NCAA Tournament win over Saint Louis on May 16, 2025, while setting a single-game career-high with five RBI. Her three hits and five RBI tied an Arkansas NCAA Tournament program record.

>> In 2024, she posted a .407 batting average with 12 doubles, seven home runs and a career-high 35 RBI to earn First-Team All-Big 12 honors. She also recorded 15 multi-hit games and a team-best 24-game reached base streak. As a true freshman in 2023, she became just the second individual conference award winner in Texas Tech history, along with earning Second-Team All-Big 12 recognition.

ROB CAN SPIN IT

Robyn Herron is 13-4 this season with four saves, a 2.03 ERA and 139 strikeouts while allowing just 25 earned runs on 55 hits and 34 walks in 86.1 innings of work. She is limiting opposing hitters to a .175 batting avg.

>> Herron struck out 13 while going the distance in a 7-2 win at Tulsa (April 22). She improved to 12-3 by earning the victory in a series-clinching win at Mississippi State on April 12 after allowing just one run on three hits and a walk while striking out three batters in her four innings of work.

>> She ranked among the national leaders in fewest hits allowed per 7 inn. (14th, 4.50), strikeouts per 7 inn. (5th, 11.1), saves (13th, 4), and shutouts (25th, 4) entering the week.

>> She was named SEC Pitcher of the Week on April 7 after pitching eight shutout innings in a series win over Auburn with a win and save to go along with 10 strikeouts and three hits allowed

while limiting opponents to a .115 batting average.

>> Herron earned her 10th win of the season after allowing just one earned run and striking out eight while yielding three hits and three walks in five innings vs. Florida (March 27). She also recorded her 500th career strikeout in the win.

>> Herron went the distance and struck out 10 batters while allowing just three hits and three walks on her way to her ninth victory of the season in a 6-0 win vs. Georgia (March 8).

>> She fanned 11 while allowing two runs on two hits and a walk during five inn. in a 10-2 win over Omaha (Feb. 26).

>> In a 6-0 triumph over Northwestern, Herron became just the third Arkansas pitcher in program history to toss three no-hitters during their Razorback career, alongside Heather Schlichtman (3, 2001-2004) and Mary Haff (3, 2018-22). The Tampa, Fla., product struck out 12 of her 22 batters faced while allowing only two Northwestern batters to reach. Herron retired her final 14 batters faced (Feb. 20).

>> She was named SEC Co-Pitcher of the Week and Wilson/NFCA Pitcher of the Week after striking out 15 and allowing one hit, two walks and no runs during 6.2 innings pitched during the States Up! Invitational on Feb. 13-15.

>> The Tampa product struck out 11 batters during her five-inning complete game shutout vs. No. 18 Clemson on just 76 pitches (Feb. 13).

>> Herron earned second-team All-America honors from both DI Softball and Softball America and was also named Second-Team All-SEC and Second-Team NFCA All-Central region in 2025.

>> Herron tied a program single-game record with 16 strikeouts during an eight-inning complete-game win over Tennessee on March 22, 2025. She allowed just four hits in the win.

>> On Feb. 17, 2025, Herron threw the 12th no-hitter in program history in a 10-0 (5 inn.) win over ULM.

>> Herron became the second pitcher in program history to throw a seven-inning perfect game while striking out a season-high 11 batters on just 86 pitches in a 7-0 win over Illinois State on Feb. 24, 2024

>> Her 16 10+ strikeout games are the most in program history, tied with Mary Haff (2018-22, 16).

HOGS OUTHITTING THE OPPOSITION

>> Outhitting the opposition has been a major trademark in the Courtney Deifel era (2016-present) for Arkansas. The Razorbacks hold a 323-27 record when outhitting opponents under Deifel, including a 215-10 mark since 2020.

Year	W	L	%
2026	33	0	1.000
2025	42	2	.953
2024	29	2	.935
2023	35	2	.946
2022	38	1	.974
2021	31	1	.969
2020	15	2	.882
2019	32	4	.889
2018	32	4	.889
2017	26	4	.867
2016	11	5	.688
TOTAL	323	27	.919

>> Additionally since 1998, Arkansas is 693-105-1 when outhitting opponents.

ON RECORD PACE

>> Through the first 41 games of the season the Hogs have been putting up some historic numbers.

>> Arkansas has registered program-best marks in batting average (.365), runs (353), doubles (75, T-1st), RBI (321), total bases (656), and on-base % (.467).

>> Additionally, the Hogs 35-6 record was the second best 41-game start in program history, trailing only the 2021 squad.

WOOO SLAM SOOIE

>> Arkansas has smashed seven grand slams in just 31 games this season. The Hogs' seven grand slams rank tied for the most over a total season in program history.

Rank	Year	Grand Slams
1.	2022	7
	2026	7

>> Tianna Bell and Ella McDowell have both registered a pair of grand slams this season marking just the third season dating back to 2005 that Arkansas has had multiple players with 2+ grand slams.

>> McDowell became the first player in program history to hit grand slams in consecutive games by accomplishing the feat in wins over Georgia (3/8) and Missouri State (3/9).

RAZORBACKS RAKING AT THE PLATE

>> Under the guidance of hitting coach DJ Gasso, Arkansas ranked among the nation's leaders in numerous categories entering the week including batting average (8th, .358), runs per game (5th, 8.27), on-base percentage (5th, .459), RBI per game (8th, 7.55), slugging percentage (13th, .609), total runs (5th, 364).

>> Arkansas set an opening weekend program record with 60 runs scored over five games at the Kickin' Chicken Classic (Feb. 6-8). During a 21-3 victory over Akron (Feb. 8), Arkansas registered 18 hits which was the most in a single game since the Hogs had 18 during a 15-5 win over Nebraska on Feb. 9, 2020 in Las Cruces, N.M. The Hogs 21 runs scored were also the second most in a single game in program history.

>> Arkansas is the only team in the SEC to have nine players batting over .350 with 80+ at-bats.

HITTIN' HOGS

>> Arkansas has posted a 207-21 overall record when registering 12+ hits in a single game since 2006, including a 127-12 mark under Courtney Deifel.

>> The Razorbacks are 18-0 in 2026 and were 17-1 last season and posted a 9-1 record in 2024 when registering 10+ hits and have won 81 of their past 85 contests when accomplishing the feat since 2020.

ROB 5+ = GOOD NEWS FOR THE HOGS

>> Arkansas is 35-6 when Robyn Herron goes 5+ innings in her collegiate career.

NO FREE PASSES

>> Arkansas is 149-41 since 2001, when its pitching staff issues no walks in a game.

>> The Razorbacks are 95-18 when issuing no walks

under head coach Courtney Deifel (2016-present). >> Arkansas has won 22 of its last 23 when issuing zero walks dating back to April 6, 2023.

>> In the past 20 years, Arkansas has had a pitcher throw 5+ innings in a single game without allowing a walk 28 times. When the feat is accomplished, Arkansas owns a record 22-6.

10K WILL PLAY

>> Arkansas is 85-10 all-time when an individual pitcher records 10+ strikeouts in a single game.

>> Under Deifel (2016-present), Arkansas is 45-3 when an individual pitcher registers 10+ strikeouts in a game.

>> Robyn Herron leads all current Razorbacks with 16 games of 10+ strikeouts.

KEEP 'EM IN THE YARD

>> Arkansas has allowed no home runs in 339 games during the Courtney Deifel era (2016-present), which accounts for 58.6% of all games during Deifel's tenure. In the 340 games in which Arkansas has not allowed a home run they have posted a record of 272-68.

KEEPING IT CLEAN

>> Arkansas is 201-50 when not committing an error under Courtney Deifel and 407-186 when accomplishing the feat since 1998.

HAVING FUN WITH MULTIPLE HOME RUNS

>> Arkansas is 62-8 all-time when a Razorback player hits multiple home runs in a single game, including a 47-3 mark in the Courtney Deifel era.

>> The Razorbacks have won 37 of their last 38 games when having a player hit multiple home runs in a single game, dating back to Feb. 20, 2021, when Linnie Malkin started the streak by belting a solo home run and a two-run shot in a 6-4, 14-inning win at McNeese. Malkin's two-run homer in the top of the 14th ended up accounting for the winning runs in the victory.

>> Active Razorbacks on the 2026 roster have accounted for 12 multi-HR games during their careers.

>> Arkansas is 4-0 this season when a player hits multiple HR in a single game this season with Tianna Bell, Ella McDowell, Kailey Wyckoff and Dakota Kennedy all accomplishing the feat.

Active Razorbacks With Multi-HR Games

Player	Multi-HR Games
Dakota Kennedy	7
Kennedy Miller	2
Kailey Wyckoff	3
Tianna Bell	2
Karlie Davison	1
Ella McDowell	1

>> Additionally, Arkansas is 170-26 under head coach Courtney Deifel when hitting 2+ home runs as a team in a game. Since 1998, the Hogs are 267-59 when hitting two or more round-trippers.

DAKOTA HAS ALL THE TOOLS

Arkansas bolstered its roster with the signing of two-time NFCA All-American LF Dakota Kennedy this past summer.

>> She is batting .365 this season with 10 doubles, a triple, 14 homers, 43 RBI, 21 walks and 46 runs scored. Her 14 round-trippers lead the team. She has a career-high 43 RBI and 14 HR.

>> Kennedy blasted a three-run HR in a win over

ALL-TIME RECORD BY DATE (2026)


DATE	RECORD	WIN %
F6	4-1	.800
F7	7-8	.466
F8	19-3	.863
F9	13-3	.813
F13	10-10	.500
F14	8-6	.571
F15	9-9	.500
F20	19-11	.633
F21	21-6	.777
F22	14-3	.823
F26	15-3	.833
F27	13-6	.667
F28	15-8	.652
FEB	292-150	.661

DATE	RECORD	WIN %
M1	17-5	.773
M6	11-9	.550
M7	8-9	.471
M8	5-14	.263
M9	11-5	.667
M13	6-8	.429
M14	7-13	.316
M15	4-9	.308
M17	11-11	.500
M20	10-13	.434
M21	8-10	.411
M22	11-15	.375
M24	9-11	.450
M27	6-11	.313
M28	7-9	.466
M29	7-12	.368
MARCH	286-307	.481

DATE	RECORD	WIN %
A3	8-7	.533
A4	9-5	.615
A5	5-14	.222
A10	11-6	.688
A11	10-4	.692
A12	10-5	.692
A17	4-10	.286
A18	13-8	.600
A19	13-10	.590
A24	10-9	.528
A25	6-7	.417
A26	9-10	.474
A30	4-3	.571
APRIL	246-256-1	.490

DATE	RECORD	WIN %
M1	6-5	.545
M2	3-5	.375
MAY	75-94	.443

*- Months reflect entire record of month in program history not just dates in which games are scheduled this season.



Kailey Wyckoff (46), Cam Harrison (25), and Ashlyn Reichardt (5) all prepped at Katy High School in Katy Texas.

Mississippi State (April 11).

>> Following a sweep over Auburn (April 6) she claimed the prestigious AUSL (Athletes Unlimited Softball League) Golden Ticket which is presented to players who will be selected in the upcoming AUSL draft on May 3. Kennedy was the second Razorback to receive the prestigious honor during its two years of existence, alongside Bri Ellis (2025)

>> Kennedy was named D1Softball National Player of the Week after batting .462 with two HR, two doubles and 7 RBI during the Hogs 3-1 showing on March 24-29.

>> She crushed a walk-off three-run HR to give Arkansas a 6-4 win over Florida on March 29 to secure the series.

>> Kennedy went 3-4 with a triple, a HR, a stolen base, 3 RBI and 3 runs scored in a win over UConn (March 20), she also became the first Hog to triple and homer in the same game since Kristina Foreman did so on Feb. 11, 2023.

>> Kennedy became the first Hog since Rylin Hedgecock (April 23, 2023) to drive in seven runs in a game with a 3-4 performance that included a solo shot, grand slam, double, walk and 7 RBI in a win over Alabama (3/14).

>> Kennedy recorded her 200th career hit while going 2-3 with a run scored and a walk in a win over Georgia (March 7).

>> Against Kansas (March 1), Dakota Kennedy became just the third player in program history to hit 3+ home runs in program history by going 3-3 with three home runs and 5 RBI. She joined Danielle Gibson (4, 2/23/19) and Rylin Hedgecock (4/22/23) as the only Hogs to accomplish the feat.

>> Kennedy blasted a solo homer in a 10-2 win over Omaha (Feb. 26) and in a 7-0 win over Northwestern on Feb. 21.

>> In a 21-3 win over Akron (Feb. 8), she had an impressive 3-4 performance that included a solo homer, a double, two RBI and three runs scored in a 21-3 win over Akron (Feb. 8). Kennedy collected an RBI twice in the second inning of the win.

>> Kennedy was a third-team NFCA All-American selection in both 2024 and 2025 at Arizona. During her three seasons as a Wildcat, she posted a .399 batting average with 180 hits, 26 doubles, six triples, 28 home runs, 94 RBI, 91 walks, and 302 total bases while scoring 147 runs and stealing 22 bases. She is a three-time first-team all-conference and NFCA All-West Region selection and won the Rawlings Gold Glove Award in left field in 2024.

>> Kennedy started 44 of Arizona's 61 games in left field in 2025 while missing 17 games due to injury. She recorded career-highs in batting average (.444), on-base percentage (.539), slugging percentage (.689), and OPS (1.228) in 2025 while tallying 60 hits, 10 doubles, four triples, five home runs, 25 RBI, 28 walks, 48 runs scored and seven stolen bases.

>> Entering the 2026 season, Kennedy was just one of seven players nationally with a career batting average of .399+ and 400+ at-bats.

>> During her collegiate career, Kennedy has reached base safely in 86.2% (158-185) of games played.

>> Academically, she is a two-time College Sports Communicators (CSC) Academic All-America selection and three-time Easton NFCA All-America Scholar Athlete. She is majoring in Criminal Justice.

KATY CONNECTION

>> Kailey Wyckoff, Cam Harrison and Ashtyn Reichardt all prepped at Katy High School in Katy, Texas. Besides the Katy trio, Arkansas has only had three players on a roster from the same high school once in 2010 with Tori Mort, Brittany Robison and Jessica Robison, who all attended Owasso High School in Owasso, Okla.

EIGHT IS GREAT

>> Arkansas is 304-9 when scoring eight or more runs all-time, including a 171-1 mark during the Courtney Deifel era (2016-present).

>> The Razorbacks are on a 117-game winning streak when scoring 8+ runs. The last loss the Razorbacks had when accomplishing the feat was a 12-11 loss to Oklahoma State on Feb. 11, 2021, during the season opener at the Best on the Bay-ou Classic in Monroe, La.

MCDOWELL WOWS

>> Sophomore infielder Ella McDowell made history in 2025 by becoming the first freshman in program history to earn NFCA All-America honors when she was selected as a Third-Team NFCA All-American at third base.

>> The Richmond, Texas product is hitting .374 with eight doubles, 11 homers and 47 RBI while scoring 54 runs to go along with 21 walks this season.

>> McDowell went 3-4 with a solo home run, 3 runs scored and 2 RBI in a loss at Oklahoma (April 17).

>> She recorded her first career multi-HR game by blasting solo shots in the third and sixth innings of 11-2 win at UCA on March 24.

>> She went 3-3 with a grand slam, double and 6 RBI in a win at Missouri State (March 9). She became the first Arkansas sophomore to drive in 6+ runs in a single game since Danielle Gibson's 10 during her home run cycle in a win over SIU-Edwardsville on Feb. 23, 2019. Her six RBI also marked a career high. She is just the third sophomore to drive in 6+ runs in a single game in program history, alongside Gibson and Cortney Mitchell, who accomplished the feat on March 11, 2002, during a win over Coastal Carolina.

>> McDowell blasted a grand slam in a 6-0 win over Georgia on March 8. In a loss to Georgia, McDowell went 3-3 with 2 RBI, a two-run HR and a walk (March 6)

>> She went 2-3 with a two-run homer, a walk two runs scored during a win over Northwestern (Feb. 22).

>> McDowell went 2-3 with a double, RBI and run scored in a 7-0 win over Northwestern (Feb. 21).

>> McDowell blasted a three-run homer in the third inning of a win at Texas State (Feb. 15).

>> She went 3-3 with a a game-high 4 RBI and a 3-run HR in a 12-0 win over Clemson (Feb. 13).

>> McDowell homered in the season-opener win over Virginia with a two-run shot in the first inning, highlighting a 2-4 showing at the plate with two runs scored (Feb. 6)

>> McDowell batted .352 with 63 hits, 10 doubles, a triple, seven home runs, 54 RBI and 21 walks to go along with a .425 on-base percentage and a .961 OPS. She was among the Arkansas leaders in hits (2nd, 63), assists (2nd, 79) and home runs (T-3rd, 7). She registered 18 multi-hit games and 14 multi-RBI games while posting a 16-game reached base streak and a seven-game hitting streak during the season. Defensively, she started the season on a 29-game errorless streak and

posted a .969 fielding percentage with 79 assists and 44 putouts in 127 chances. Her .352 batting average and .425 on-base percentage were the third-highest by a freshman in program history (min. 100 AB).

>>The Richmond, Texas, product batted .366 with 30 hits, three doubles, a triple and three homers while driving in 25 runs and walking eight times in SEC play in 2025. She posted a .537 slugging percentage and a .435 on-base percentage in 24 games of action. Defensively at the hot corner, she recorded a .964 fielding percentage with 25 putouts and 28 assists in SEC action.

COACH OF COACHES

>> Arkansas head coach Courtney Deifel has tutored 16 coaches or players who have gone on to become head coaches or earned positions at the collegiate level, which is the second-most nationally, trailing only Patty Gasso of Oklahoma, according to D1 Softball.

>> Deifel served as a graduate assistant under Gasso from 2008-09 at Oklahoma.

Name	Role Under Deifel	Current Position
Jordan Clark	Volunteer Assistant	(HC) Florida Atlantic
Parker Staggs	Graduate Assistant	(Asst.) Arkansas
Boo De Oliveira	Assistant Coach	(Asst.) Notre Dame
Annie Smith	Player at Arkansas	(Asst.) Minnesota
Sydney Benz	Player at Maryland	(Asst.) Dartmouth
Mandy Gardner-Colgate	Graduate Assistant	(HC) Miami of Ohio
Elaine Hefflin	Player/Assistant	(Asst.) Illinois State
Shelby Hiers	Player/Assistant	(Asst.) Missouri State
Shana Easley	Volunteer Assistant	(Asst.) Colorado State
Danielle Gibson-Whorton	Player/Assistant	(Asst.) Cal
Matt Meuchel	Assistant Coach	(Asst.) Arkansas
DJ Gasso	Assistant Coach	(Asst.) Arkansas
Mariah Lopez	Graduate Assistant	(Asst.) Oklahoma Christian
Taylor McQuillin	Graduate Assistant	(Asst.) Southern Utah
Chenise Delce	Player at Arkansas	(Asst.) MACU
Skylyrnee Ellazar	Player at Maryland	(HC) Menlo College

RAE\$ IS OFF AND RUNNING

>> Arkansas center fielder Reagan Johnson's 12 career multi-steal games are the most among all Arkansas players in a career since at least 2001.

Player	Multi-SB Games	Career
Reagan Johnson	12	2023-Pres.
Rachel Lemaster	11	2004-2007
KB Sides	7	2022

RIJO, ROJO, CALIENTE

>> After missing most of the 2024 season due to injury shortstop Atalyia Rijo had an impressive comeback campaign in 2025, culminating in NFCA All-Central Region Second Team honors.

>> She is batting .349 this season with 38 hits, 10 doubles, seven homers and 37 RBI while drawing 22 walks and scoring 30 runs.

>> Rijo batted .700 during the Hogs' 3-1 showing last week, reaching base in 10 of her 13 plate appearances while tallying seven hits, four runs, four RBI and three walks.

>> She smashed a game-ending two run double in a run-rule win over UConn (March 21).

>> Rijo blasted a solo home run during the seventh inning of a win over Alabama (3/14).

>> Rijo led Arkansas with three RBI in a 10-2 win over Omaha (Feb. 26).

>> She blasted a game-winning 3-run HR during a 9-8 win over Northwestern (Feb. 22).

>> Rijo went 2-3 with 4 RBI, 2 runs scored and a

3-run HR in a 10-2 win over Wichita State (Feb. 13).

>> During a 21-3 win over Akron, Rijo had a 2-2 showing at the plate which featured a solo home run and three RBI (Feb. 8). Rijo led Arkansas with three hits, including a double and an RBI in a 9-1 win over Akron (Feb. 6)

>> Rijo batted .318 with 50 hits, 10 doubles, three triples, six home runs and 38 RBI with 28 runs scored and 13 walks while posting a .522 slugging percentage and a .389 on-base percentage to go along with 13 multi-hit games and eight multi-RBI games in 2025.

>> She set the Arkansas program record for hits in an NCAA Tournament game with four in a 6-5 win over Oklahoma State (May 18, 2025). She batted .900 (9-10) with a solo HR, three RBI and a walk during the Hogs' NCAA Regional in 2025.

>> Her Father Fernando Rijo, signed with the LA Dodgers in 1995 at the age of 15 and pitched 11 seasons in professional baseball, making it as high as AAA. Her cousin is 1990 World Series MVP Jose Rijo. Her mother Audrey, was a three-sport athlete who played D1 softball at Albany and UNC-Wilmington.

>> This past November, Rijo played for the Dominican Republic National Team in the XX Juegos Bolivarianos Ayacucho - Lima 2025, where she batted .368 with seven hits, four home runs, nine RBI and 19 total bases while posting a 1.435 OPS while starting all seven games played.

PLENTY OF ARMS IN THE BARN

>> Arkansas returns 99.7 percent of its innings pitched from last season, including all 44 wins, nine saves and 346 strikeouts.

>> The lone inning pitched not returning belonged to current student assistant Courtney Day, who threw a scoreless frame with one strikeout during a 13-2 run-rule victory over Missouri State on March 2.

>> It is the most innings pitched returning since the 2021 season, when all three pitchers from the COVID-19 shortened 2020 season returned.

>> Excluding COVID-19 impacted seasons, Arkansas returns its most innings pitched since 2008, when the Hogs returned all four pitchers that combined for 417.1 innings pitched in 2007.

>> In addition to five pitchers returning, Arkansas also welcomes a pair of right-handed newcomers in Lillie-Faye McWhorter and Saylor Timmerman in 2026.

40 FOR ARKANSAS

>> Arkansas registered its seventh 40-win season in program history in 2025 with a 44-14 record. Five of the Hogs' 40-win seasons have come under the direction of Courtney Deifel.

>> Deifel has posted 40-win seasons in 2025, 2023, 2022, 2021 and 2018. The only two 40+ win seasons before Deifel were in 1999 and 2000 under Carrie Dever Boaz when Arkansas went 46-29 and 44-31, respectively.

>> Deifel has posted 40-win seasons in 2025, 2023, 2022, 2021 and 2018. The only two 40+ win seasons before Deifel were in 1999 and 2000 under Carrie Dever-Boaz, when Arkansas went 46-29 and 44-31, respectively.

DAYTIME DOMINANCE

>> Arkansas has posted a record of 282-127 in day games (Prior to 5 p.m.) under head coach Courtney Deifel (2016-present)

>> Since 2021, the Razorbacks are 162-53 in daytime contests.

STACKED SLATE

>> Arkansas is scheduled to face 13 teams that advanced to the 2025 NCAA Tournament this season, including six super regional participants, three College World Series participants and four-time defending national champion Texas. The 24 opponents on the Razorbacks' schedule combined to go 849-504-2 (.627) in 2025.

>> Arkansas' 13 NCAA Tournament teams on the 2026 slate are the most entering a season since 2023, when the Hogs faced 16 teams that made the tournament in the previous year.

OH THE PLACES WE'LL GO

>> To follow the Razorbacks from Fayetteville to every game/series this season, you would travel approximately 7,460 miles round trip. It is the shortest total distance Arkansas will travel in program history.

>> Arkansas will also play a game in a multiple cities with the same names that are located in different states with trips to Conway, S.C. and Conway, Ark. The last time Arkansas accomplished the feat was 2018 when they visited Columbia, S.C. and Columbia, Mo.

ALL-AMERICANS PLAY AT ARKANSAS

Arkansas players have been no strangers to NFCA All-American honors in recent years.

>> Since 2021 Arkansas has accumulated 14 NFCA All-America selections which ranks third nationally and second in the SEC.

NFCA All-Americans Since 2021

Rank	Program	Conference	Total
1.	Oklahoma	Big XII/SEC	24
2.	UCLA	PAC-12/Big 10	20
3.	Arkansas	SEC	14
4.	Florida	SEC	13
5.	Oklahoma State	Big XII	12

>> Arkansas also is tied for the most NFCA All-America pitchers nationally since 2019 (P/UT not included).

NFCA All-America Pitchers Since 2019

Rank	Program	Conference	Total
1.	Arkansas	SEC	4
	Oklahoma State	Big XII	4
2.	Oklahoma	Big XII/SEC	3
	Florida	SEC	3
	Washington	PAC-12/Big 10	3
	Tennessee	SEC	3

JOHNNY IN THE SPOT

>> Reagan Johnson has started 208/211 games of her collegiate career batting in the leadoff spot. Her 176 consecutive games batting leadoff was a program record before ending on Feb. 8, 2026 when she was shifted to the No. 2 spot before a 21-3 win over Akron.

Player	Leadoff Starts	Career
Reagan Johnson	208	2023-Pres.
Devon Wallace	205	2012-2015

SAYLOR HEADS SOUTH

>> Freshman Saylor Timmerman joins the Razorbacks after an outstanding prep career playing at Lakeland Union High School in Minocqua, Wis.

>> She is 8-1 with a 2.98 ERA and 39 strikeouts

in 56.1 innings pitched this season. Her 8-0 start was the first by a Razorback freshman since Mary Haff started 8-0 in 2018.

>>Timmerman earned her eighth win pitching four innings while striking out two and allowing just one unearned run on two hits in a series-finale win over Auburn (April 6).

>>She picked up her seventh win of the season by retiring nine out of her last 10 batters faced while striking out five and allowing just one run on three hits and three walks in six innings of relief in a series-clinching win over No. 3/5 Florida (March 29).

>> Timmerman earned her fifth win of the season after allowing just one hit and striking out four in three innings of relief vs. UConn (March 22).

>> Timmerman recorded all 21 outs during a 14-9 win at No. 4 Alabama on March 14, to earn her fourth win of the season.

>> Against SEMO, she threw a complete-game shutout while striking out 11, becoming just the fifth Arkansas freshman in program history to strikeout 11 or more batters during a complete-game shutout alongside, Heather Schlichtman, Rachel Talley, Mary Haff and Robyn Herron.

>> Timmerman turned in a quality start in a win over BYU. Allowing just one run on four hits and a walk while striking out one in 3.1 innings (Feb. 14).

>> She picked up her first career win in a 9-1 victory over Akron (Feb. 6) after allowing one unearned run on one hit and two walks while registering two strikeouts in four innings pitched. Timmerman retired her last nine batters faced in the game.

>> Timmerman was rated as a five-star prospect while being ranked as the No. 8 overall player and No. 3 pitcher in country for the class of 2025 by Softball America. She was also a member of the U-18 USA Women's Junior National Team alongside current teammates Ella McDowell and Cam Harrison.

>> She prepped at Lakeland Union High School, where she became just the fifth player in Wisconsin High School history to register 1,000+ strikeouts during her prep career.

>> Timmerman led the Thunderbirds to a 21-9 mark as a senior in 2025. As a senior, she posted a 0.737 ERA, .614 WHIP and 386 strikeouts. Timmerman set a Wisconsin high school record with 29 strikeouts in a 1-0 13-inning win on May 29, 2025, against Shawano. She threw a perfect game, striking out all 15 of her batters faced in while also homering in a 16-0 non-conference win over Crandon in May of 2024.

>> In addition to excelling on the diamond, she also participated in basketball and swimming, where she was a three-time all-conference selection in swimming and a four-time all-conference selection in basketball.

CALLING ON CAM

>> Cam Harrison went 4-2 with three saves as a freshman in 2025. Her three saves were tied for the most in program history for a freshman with Jenna Bloom (2020) and Hope McLemore (2010).

>> Cam Harrison is 3-0 this season with a 3.80 ERA and 29 strikeouts in 27.2 innings of work.

>> Harrison pitched two scoreless frames in relief during a 9-1 win over Akron that featured three strikeouts and one hit allowed to earn her first save of the season (Feb. 6). A day later, she followed it up with six innings of one-run ball that featured 5 strikeouts and just three hits allowed

vs. Virginia (Feb. 7).

BRINGING BAIN

>> Freshman Brinli Bain arrived in Fayetteville as the No. 9 Prospect in the 2025 class nationally, according to Perfect Game.

>> This season, she has posted a .381 average with 44 hits, 15 doubles, three homers, 38 walks, 37 runs scored, 31 RBI and a .535 OBP. Her .415 batting average ranked second in program history by a freshman through the first 41 games of a season, trailing only Stephanie Canfield (.418, 2013) while her .551 OBP ranked first. She was recently named a NFCA Freshman of the Year Top 25 Finalist (April 23).

>> Bain also ranks second in the SEC and 13th nationally with 15 doubles this season, the fifth-most among all DI freshmen entering this weekend. Her 15 doubles are a freshman program record.

>> Bain has 13 multi-hit games this season and was just one of five Arkansas freshman in the Courtney Deifel era to record 13+ multi-hit games through the first 41 games of a season, alongside Ella McDowell (15, 2025), Reagan Johnson (15, 2023), Hannah McEwen (13, 2018) and Ashley Diaz (16, 2016).

>> She led all DI Freshmen and ranked 31st nationally with a .547 on-base percentage entering the week (Min. 80 AB). Bain has reached base in 42 of her 44 games started this season.

>> She is the only player nationally to rank in the top five among DI freshmen (Min 70 AB) in walks per game (1st, .80), OBP (1st, .547), and doubles (5th, 15)

>> Bain went 2-2 with a solo HR and two walks in a loss to Florida (March 28).

>> She had a two-hit performance against UCA on March 17 and hit a solo home run in the sixth inning of the Hogs' win at Alabama on March 14.

>> Bain was the first Arkansas freshman to reach safely in each of the first 24 games in program history and just the second Hog in program history to open the season with a 24+ game reached-base streak alongside Devon Wallace (31, 2013). Her reached-base streak was snapped in a loss at No. 4/6 Alabama on March 13.

>> She blasted her first career HR in a win over Omaha (Feb. 26) while going 2-2 with 3 RBI and a walk.

>> Bain went 3-3 with a double, a run scored, and three RBI in the win over SEMO during the second day of the Razorback Invitational

>> Bain batted .500 with four hits, a double, four runs scored, and four walks while posting a .636 on-base percentage during a 4-0 weekend for Arkansas at the States Up! Invitational (Feb. 13-15).

>> Bain drove in six runs during day one of the Kickin' Chicken Classic on Feb. 6. She had a pinch-hit two-RBI single in a win over Virginia before going 2-4 with 4 RBI and a double in a win over Akron. She became the first Arkansas freshman to have 4+ RBI in her first collegiate start since Sierra Bronkey drove in 4 during a 16-3 (5 inn.) win over Belmont on Feb. 10, 2012.

>> Bain prepped at Eagleville High School in Eagleville, Tenn., where she earned district MVP honors in addition to earning all-region, all-mid-state, and all-state recognition while leading Eagleville to two state championships. During her high school career she posted a .512 batting average with 246 hits, 39 home runs, 209 RBI and 112 walks while being named Miss Tennessee Softball and Middle Tennessee Female Athlete of

the Year in 2025.

MATT GOES BACK

>> For just the second time in Courtney Deifel's tenure, she will not serve as the third base coach this season.

>> Associate Head Coach Matt Meuchel will take the reins at third base. Meuchel is no stranger to coaching third, having done so during his stint as a head coach at Nevada from 2009-2016. Meuchel also coached third during the 2017 season at Arkansas.

>> Assistant Coach Parker Staggs will take over the first base coaching duties in 2026. Redshirt Freshman Ashtyn Reichardt served as the first base coach for Arkansas last season.

FOR WHOM THE BELL TOLLS

Arkansas bolstered its roster with the addition of senior 1B Tianna Bell, who transferred to Arkansas for her senior season after beginning her collegiate career at Cal.

>> She has made an immediate impact during her short time as a Hog. The Cal transfer is batting .387 with 55 hits while registering 51 RBI, seven doubles, 14 homers, 35 runs scored and 17 walks. Bell leads Arkansas with 16 multi-hit and 15 multi-RBI games this season. She joined Bri Ellis as the only two Hogs in program history with 15+ multi-hit and multi-RBI games in the first 44 games of a season.

>> Bell blasted a go-ahead two-run HR in the Hogs' 3-2 win over Oklahoma (April 18). She went 2-4 with a two-run HR and two runs scored in a loss at Oklahoma (April 17).

>> She registered two singles during the Hogs' 8-run 5th inning in a 8-0 win over Mississippi State (April 11).

>> Bell blasted a solo HR during the series-finale win over Auburn on April 6.

>> Bell smashed a two-run HR into the parking lot in left field during a 3-4 performance in a win over UConn (March 20).

>> Despite 30 MPH winds blowing straight in, Bell hammered her ninth HR of the season, a two-run shot in the second inning of a 12-0 win at Missouri State (March 9).

>> Bell had a season-high three hits including a HR and two RBI in a 3-4 performance during a series clinching win over Georgia (March 8).

>> She went 2-4 with a run scored while blasting a grand slam in a win over Georgia (March 7).

>> She went 2-3 with a homer and a double in a 10-2 win over Omaha (Feb. 26).

>> Against Texas State, Bell smashed a pair of solo HR and drove in a third run with an RBI single. She registered her second career multi-HR game and first since Feb. 11, 2023 (Feb. 15). In a 11-1 run-rule (5 inn.) win over BYU, Bell ended the contest with a three-run shot to right field (Feb. 14) after hitting a two-run homer the night before in a 12-0 win vs. No. 18 Clemson (Feb. 14).

>> Additionally, Bell became the first Hog to homer in three consecutive games since Bri Ellis did so on Feb. 14-15, 2025, during the LA Tech Classic in Ruston, La.

>> Bell started all 58 games for Cal at first base in 2025 while earning Third-Team NFCA All-Region honors in addition to being a Second-Team All-ACC selection. The Antioch, Calif., native batted .347 with 61 hits, 15 home runs, 10 doubles, 35 runs scored, 116 total bases, 12 walks and four stolen bases while posting a .659 slugging per-

centage and a .401 on-base percentage. She led the team in slugging percentage (.659), RBIs (54), home runs (15) and total bases (116).

HOGS THAT HOMER

>> Entering 2026, Arkansas is one of 11 programs that have ranked in the top 40 nationally in home runs per game each season since 2020.

School	Conf.	HR	G	HR/G
Oklahoma	SEC	710	335	2.12
Virginia Tech	ACC	485	302	1.61
Wichita St.	America	471	295	1.60
UNCG	SoCon	449	305	1.47
Arizona	Big 12	443	312	1.42
Arkansas	SEC	429	310	1.38
Washington	Big Ten	392	299	1.31
NC State	ACC	388	292	1.33
Clemson	ACC	385	315	1.22
New Mexico St.	CUSA	380	281	1.35
Coastal Carolina	Sun Belt	352	292	1.21

SHUTDOWN SERIES

>> Arkansas did not allow an earned run during the series sweep over Auburn (April 4-6) marking the first time since May 3-4, 2000 that Arkansas did not allow an earned run during three games of a conference series when they accomplished the feat vs. Ole Miss in a four-game series.

>> Arkansas did not allow an earned run in five consecutive SEC games which was a program record (April 4-11).

UTES TO HOGS

>> Arkansas assistant DJ Gasso, and second baseman Karlie Davison helped lead Utah to a College World Series appearance in 2022 while at Utah.

>> Gasso was Davison's lead recruiter out of high school while he was an assistant at Utah.

CRUSHED IT IN THE CAROUSEL

Former Arkansas Vice Chancellor and Director of Athletics Jeff Long hired Courtney Deifel as the Razorbacks' fourth head softball coach in program history on June 11, 2015, and Razorback Softball has been transformed since then.

>> Of the 29 coaches hired during the 2015-16 coaching carousel with 10+ seasons under their belts, Deifel is just one of five who are currently at the same school and one of 10 still serving as a full-time head coach. Of the five coaches still at the same school, she ranks second in wins and has the second-most NCAA Tournament appearances on the list.

Coach	School	Record	NCAAT
Kenny Gajewski	Oklahoma St.	430-181	9
Courtney Deifel	Arkansas	395-187	8
Ashley Waters	Boston	399-168-1	7
Rick Fremin	Southeastern La.	388-208	2
Tyra Perry	Illinois	299-258	4

- As of April 20, 2026

BIRD IS THE WORD

Robyn Herron has been spectacular against teams with a bird mascot during her collegiate career.

>> Against teams with a bird mascot in her collegiate career, Robyn Herron is now 14-0 with a 0.98 ERA in 78.2 innings pitched.

SUCCESSFUL PLAYING > SUCCESSFUL COACHING

>> Arkansas Head Coach Courtney Deifel is one of

just 10 active DI head coaches to win a national championship as a player.

Coach	School	Played at	Year Won
Courtney Deifel	Arkansas	Cal	2002
Laura Berg	Oregon St.	Fresno St.	1998
Kelly Inouye-Perez	UCLA	UCLA	1989, 90, 92
Bailey Wigness	Gardner Webb	Arizona St.	2011
Caitlin Lowe	Arizona	Arizona	2006, 07
Dot Richardson	Liberty	UCLA	1982
Kristie Fox	UNLV	Arizona	2006, 07
Tairia Flowers	LMU	UCLA	2003
Brittney Matta	UC Riverside	Arizona St.	2008
Stacey Nuverman-Deniz	San Diego St.	UCLA	1999

#PROHOGS

>> Bri Ellis was selected as the No. 2 Overall pick in the 2025 AUSL draft by the Talons, becoming just the third Razorback to be drafted by Athletes Unlimited, joining Danielle Gibson (2022) and Chenise Delce (2023).

>> Ellis is currently the Hogs' one representative in the AUSL and prepares for her second season playing for the Talons in the summer of 2026. Courtney Day and Chenise Delce also plays professionally with the NY Rise of Fastpitch United.

COMING HOME TO THE ALMA MATER

Arkansas alumnus and former Razorback Softball GA and student manager Parker Staggs returns to The Hill following the departure of Danielle Gibson Whorton to Cal.

>> Staggs was hired to the staff on Aug. 15, 2025 and primarily serves as a pitching coach. Staggs returns to Fayetteville, where he spent the 2019-22 seasons as a team manager before serving the 2023-24 seasons as a graduate student manager for the Razorbacks.

>> A native of Jefferson City, Mo., Staggs spent the 2025 season as an assistant coach at Duke, where he assisted with the Blue Devils' pitching. In 2025, under Staggs' guidance, Duke finished the season ranked 20th nationally with 14 shut-outs and 25th nationally in strikeout-to-walk ratio at 2.53.

MAKING THE MOST OF IT

>> Redshirt freshman Ashtyn Reichardt medically redshirted in the 2025 season due to tearing her ACL in the summer prior to her enrollment. During her true freshman season she coached first base for Arkansas.

>> She registered singles in back-to-back wins over Tulsa and Missouri (April 22, 24)

>> During a 21-3 win over Akron, Reichardt came off the bench and went 2-2 with a three-run HR and 4 RBI, recording both her first collegiate hit and homer in the process.

SUSTAINED SUCCESS

>> Arkansas is just one of four schools nationally to rank in the Top 40 in winning percentage in each of the past six seasons alongside Oklahoma, UCLA and Duke.

TURNIN TWO

>> Arkansas ranks second nationally entering the weekend with 33 double plays this season.

>> The Razorbacks' 33 double plays are the most in program history. The previous single-season program record of 30 was set in 1999.



30 SEASONS OF RAZORBACK SOFTBALL

2026 marks the 30th season of Arkansas Softball. The Razorbacks hold an all-time program record of 918-819-1 with four head coaches.

>> Arkansas played its first official game in program history on Feb. 20, 1997, which was a 4-3 loss to Cal State Northridge during the San Diego State Classic. The Razorbacks rebounded later that same day with a 5-4 triumph over Hawaii to earn the first win in program history. Designated Player Lisa Flores provided the winning runs in the victory with a solo home run in the bottom of the sixth inning.

REUNITED FOR ONE LAST RIDE

>> 1B Tianna Bell and LF Dakota Kennedy were travel ball teammates together in eighth grade and have now reunited for their final collegiate season at Arkansas. Both entered the portal following the 2025 season. Bell transferred from Cal and was the first to sign with Arkansas, while Kennedy followed from Arizona.

DAVISON DESTROYING SOFTBALLS

>> Senior INF Karlie Davison is batting .368 this season with six doubles, a triple, seven homers, 36 RBI and 24 runs scored while posting .4657 on-base percentage.

>> Davison went 2-2 with a three-run HR in a win at Tulsa (April 22).

>> She went 1-3 with a two-run single in the series opener and 1-2 in the series finale at Oklahoma (April 17-19).

>> Davison had a 2-4 day with a bunt single in a win over Mississippi State (April 12).

>> She smashed a three-run HR in the fifth-inning of a series clinching win over Florida (March 29).

>> Davison had a 2-3 day in a series finale loss at Alabama (March 15).

>> She eclipsed her HR total from last season in just 35 games this year.

RAMBO RAKES

>> Sophomore outfielder Ramsey Walker is batting .357 this season with 15 hits, including two home runs and four doubles to go along with 11 RBI and 15 runs scored.

>> Walker blasted a solo HR during a 10-2 (5 inn.) win over Omaha (Feb. 26).

>> Walker's five pinch hits this season are tied for the second-most over an entire duration of a season in program history, trailing only Linnie Malkin's 10 in 2019 while being tied with five others.

>> Walker blasted her first career homer with a pinch-hit three-run shot during the fifth inning of an 11-1 win over Coastal Carolina on Feb. 7. It marked the first pinch-hit HR for an Arkansas player since Jayden Ramos' three-run blast in a 10-1 win over Illinois on March 1, 2025.

>> Walker hit 23 home runs as a senior at Calvary Baptist Academy in Shreveport, La., in 2024, which were the most in the state and the fifth-most nationally.

>> Her father Clint Walker, played baseball at Arkansas from 1994-1996.

PROTECT OUR HOUSE

>> Arkansas has posted a 23-2 home record this season. The Hogs 22 wins are tied for the fifth-most in a season in Bogle Park history (2009-present).

DOWNING NO. 1

>> Arkansas earned its third win in program history over a consensus No. 1 opponent at Oklahoma (April 18).

Wins Over No. 1 in ESPN/USA Softball Poll

Date	Opponent	Result	Score
2/18/2011	#1 UCLA	W	4-3
5/19/2012	#1 Cal	W	3-2
4/17/2026	#1 Oklahoma	W	3-2

Wins Over No. 1 in NFCA Poll

Date	Opponent	Result	Score
2/18/2011	#1 UCLA	W	4-3
5/19/2012	#1 Cal	W	3-2
4/25/2026	#1 Texas A&M	W	7-5
4/26/2026	#1 Texas A&M	W	7-4
4/18/2026	#1 Oklahoma	W	3-2

CAREER RECORDS WATCH

Stolen Bases			
1.	75	Rachel LeMaster	2004-07
2.	73	Dana Gulick	1997-00
3.	68	Reagan Johnson	2023-Pres.

ARKANSAS NCAA ACTIVE CAREER LEADERS

At-Bats			
Rank	Player		Value
2.	Reagan Johnson		739

Hits			
Rank	Player		Value
6.	Reagan Johnson		270

Runs Scored			
Rank	Player		Value
7.	Dakota Kennedy		195
11.	Reagan Johnson		181

Doubles			
Rank	Player		Value
8.	Kailey Wyckoff		52

Stolen Bases			
Rank	Player		Value
25.	Reagan Johnson		67

Base On Balls			
Rank	Player		Value
18.	Dakota Kennedy		112

Earned Run Average			
Rank	Player		Value
17.	Robyn Herron		2.19

Strikeouts			
Rank	Player		Value
19.	Robyn Herron		536

Total Bases			
Rank	Player		Value
17.	Dakota Kennedy		402
25.	Kailey Wyckoff		377

As of April 20

NFCA/GoRout TOP 25

#	Team	Record	Previous
1	Oklahoma (12)	42-6	1
2	Texas Tech (4)	42-4	2
3	Alabama (7)	42-4	3
4	Nebraska (4)	36-6	6
5	Florida (2)	43-6	4
6	UCLA (2)	41-5	9
7	Texas	34-7	5
8	Tennessee	37-7	7
9	Arkansas	36-8	8
10	Florida State	39-7	10
11	Texas A&M	34-12	12
12	Oregon	35-9	13
13	Virginia Tech	38-8	11
14	Duke	35-12	17
15	Georgia	33-12	15
16	Stanford	30-12	20
17	Mississippi State	34-14	14
18	Oklahoma State	30-12	21
19	Arizona	31-13	16
20	LSU	32-14	22
21	Grand Canyon	43-6	19
22	UCF	35-12-1	24
23	Virginia	33-11	18
24	Arizona State	35-13	25
25	Washington	34-12	23

Others receiving votes: Louisville (54), Belmont (27), Clemson (17), Southeastern Louisiana (11), South Carolina (8), Kansas (4), Omaha (4), Nevada (1).

LAST RELEASED: April 21, 2026

ESPN.COM/USA SOFTBALL TOP 25

#	Team	Record	Previous
1	Oklahoma (13)	42-6	1
2	Alabama (5)	42-4	2
3	Nebraska (5)	36-6	4
4	Texas (2)	34-7	5
5	Texas Tech	42-4	3
6	Arkansas	36-8	6
7	UCLA	41-5	8
8	Florida	44-6	7
9	Tennessee	37-7	9
10	Texas A&M	34-12	11
11	Georgia	33-12	13
12	Duke	35-12	T14
13	Florida State	39-7	12
14	Oregon	35-9	18
15	LSU	32-14	17
16	Virginia Tech	38-8	10
17	Oklahoma State	30-12	21
18	Stanford	30-12	19
19	Mississippi State	34-14	T14
20	Arizona	31-13	16
21	UCF	35-12-1	22
22	Washington	34-12	20
23	Clemson	30-17	RV
24	South Carolina	26-21	25
25	Louisville	38-9	RV

Others receiving votes: Grand Canyon (23), Arizona State (19), Virginia (9), Marshall (4), Saint Mary's (4), Southeastern Louisiana (3), Georgia Tech (1)

LAST RELEASED: April 21, 2026

D1 SOFTBALL TOP 25

#	Team	Record	Previous
1	Oklahoma	42-6	1
2	Alabama	42-4	2
3	Texas Tech	42-4	3
4	Nebraska	36-6	5
5	Texas	35-7	4
6	Arkansas	36-8	6
7	Florida	43-6	7
8	UCLA	41-5	9
9	Tennessee	37-7	8
10	Florida State	39-7	11
11	Texas A&M	34-12	13
12	Georgia	33-13	12
13	Duke	35-12	15
14	Oklahoma State	30-12	19
15	Oregon	35-9	17
16	Virginia Tech	38-8	10
17	LSU	32-14	18
18	Mississippi State	34-14	14
19	Arizona	31-13	16
20	Stanford	30-12	22
21	UCF	35-12-1	21
22	Washington	34-12	20
23	Arizona State	35-13	NR
24	Clemson	30-17	NR
25	Louisville	38-9	NR

Also receiving votes: Grand Canyon, Virginia, Marshall, Nevada, Belmont, South Carolina

LAST RELEASED: April 21, 2026

SOFTBALL AMERICA TOP 25

#	Team	Record	Previous
1	Nebraska	36-6	3
2	Oklahoma	42-6	1
3	Alabama	42-4	2
4	Texas Tech	42-4	4
5	UCLA	41-5	6
6	Arkansas	36-8	5
7	Florida	44-6	7
8	Texas	34-7	8
9	Texas A&M	34-12	11
10	Duke	35-12	14
11	Tennessee	37-7	9
12	Florida State	39-7	12
13	Georgia	33-12	13
14	LSU	32-14	15
15	Oregon	35-9	17
16	Virginia Tech	38-8	10
17	UCF	35-12-1	20
18	Oklahoma State	30-12	22
19	Arizona	31-13	16
20	Stanford	30-12	21
21	Mississippi State	34-14	18
22	Louisville	38-9	25
23	Washington	34-12	19
24	Clemson	30-17	NR
25	SE Louisiana	41-11	23

Others receiving votes:

LAST RELEASED: April 20, 2026

ARKANSAS IN THE POLLS WEEK-BY-WEEK

Week	NFCA	ESPN	D1	SA
Preseason	9	8	8	7
Week 1	9	11	9	9
Week 2	7	8	7	7
Week 3	7	8	7	5
Week 4	7	9	6	5
Week 5	8	9	6	5
Week 6	10	9	9	9
Week 7	10	9	9	9
Week 8	9	6	6	6
Week 9	8	7	6	7
Week 10	8	6	6	5
Week 11	9	6	6	6
Week 12	-	-	-	-
Week 13	-	-	-	-
Week 14	-	-	-	-
Week 15	-	-	-	-
Week 16	-	-	-	-
Final	-	-	-	-

ARKANSAS POLL FACTS

>> Under head coach Courtney Deifel the Hogs have been ranked 134 times in the NFCA Poll. Prior to her tenure, Arkansas was ranked just one time in program history (2013).
 >> Arkansas has received a vote in the last 152 releases of the NFCA Poll, the longest streak in program history.

Razorbacks in the NFCA Poll

YEAR	Poll Appearances 136		Highest Ranking No. 4 (Week 14, 2025)					First Ranking NO. 24 (May 8, 2012)					Longest Ranked Streak 99 Weeks (2020-Present)					Receiving Votes 36 Weeks	
	PRESEASON	1	2	3	4	5	6	7	8	9	10	11	12	13	14	15	FINAL		
1997	RV	-	-	-	-	-	-	-	-	-	-	-	-	-	-	-			
1998	-	-	-	-	-	-	-	-	-	-	-	-	-	-	-	-			
1999	-	RV	-	-	-	-	-	-	RV	-	-	-	-	-	-	-			
2000	RV	-	-	RV	-	-	-	-	-	RV	-	-	-	-	-	-			
2001	-	-	-	-	-	-	-	-	-	-	-	-	-	-	-	-			
2002	-	-	-	-	-	-	-	-	-	-	-	-	-	-	-	-			
2003	-	-	-	-	-	-	-	-	-	-	-	-	-	-	-	-			
2004	-	-	-	-	-	-	-	-	-	-	-	-	-	-	-	-			
2005	-	-	-	-	-	-	-	-	-	-	-	-	-	-	-	-			
2006	-	-	-	-	-	-	-	-	-	-	-	-	-	-	-	-			
2007	-	-	-	-	-	-	-	-	-	-	-	-	-	-	-	-			
2008	-	-	-	-	-	-	-	-	-	-	-	-	-	-	-	-			
2009	-	-	-	-	-	-	-	-	-	-	-	-	-	-	-	-			
2010	-	-	-	-	-	-	-	-	-	-	-	-	-	-	-	-			
2011	-	-	RV	-	-	-	-	-	-	-	-	-	-	-	-	-			
2012	-	-	-	RV	RV	-	-	-	-	-	-	-	-	-	RV	RV			
2013	-	-	-	-	-	-	-	-	-	-	RV	RV	RV	25	RV	RV			
2014	RV	-	-	-	-	RV	RV	-	-	-	-	-	-	-	-	-			
2015	-	-	-	-	-	-	-	-	-	-	-	-	-	-	-	-			
2016	-	-	-	-	-	-	-	-	-	-	-	-	-	-	-	-			
2017	-	-	-	RV	RV	RV	24	23	25	24	24	24	24	RV	RV	RV			
2018	RV	RV	RV	RV	RV	RV	RV	23	20	19	16	16	16	18	15	16			
2019	14	12	12	14	14	14	15	13	14	18	19	18	20	19	20	RV			
2020	24	24	23	22	20	20	19	-	-	-	-	-	-	-	-	19			
2021	18	20	21	20	19	17	15	13	10	10	8	10	8	6	5	11			
2022	8	10	10	11	12	12	10	10	10	7	7	7	5	4	4	9			
2023	7	4	7	6	6	9	12	10	8	10	11	12	12	12	13	17			
2024	16	15	15	15	18	20	18	20	19	17	16	15	15	16	16	18			
2025	14	13	10	11	10	12	14	12	12	12	11	9	8	7	4	9			
2026	9	9	7	7	7	8	10	10	9	8	8	9	-	-	-	9			



2026 SEC WEEKLY HONORS

WEEK ONE

Player: Reese Atwood, Texas
 Pitcher: Karlyn Pickens, Tennessee
 Freshman: Hailey Nutter, Kentucky

WEEK TWO

Player: Kasidi Pickering, OU
 Pitcher: Robyn Herron, Ark., Erin Nuwer Tenn.
 Freshman: Kinley Keller, MSU, Kai Minor OU

WEEK THREE

Player: Sophia Knight, Tennessee
 Pitcher: Vic Moten, Alabama
 Freshman: Kaitlyn Pallozzi

WEEK FOUR

Player: Taylor Shumaker, Florida
 Pitcher: Jocelyn Brisk, Alabama
 Freshman: Lexi McDaniel Oklahoma

WEEK FIVE

Player: Brooke Wells, Alabama
 Pitcher: Teagan Kavan, Texas
 Freshman: Ana Roman, Alabama

WEEK SIX

Player: Mya Perez, Texas A&M
 Pitcher: Jocelyn Briski, Alabama
 Freshman: Townsend Thomas, Florida

WEEK SEVEN

Player: Taylor Shumaker, Florida, Isabella Emerling OU
 Pitcher: Audrey Lowry, OU
 Freshman: Hannah Wells, Texas

WEEK EIGHT

Player: Natalie Ray, Georgia
 Pitcher: Peja Goold, Mississippi State
 Freshman: Abby Carr, Missouri

WEEK NINE

Player: Kendall Wells, Oklahoma
 Pitcher: Robyn Herron, Arkansas
 Freshman: Ambrey Taylor, Alabama

WEEK TEN

Player: Jena Young, Alabama
 Pitcher: Keegan Rothrock, Florida
 Freshman: Vic Moten, Alabama

WEEK ELEVEN

Player: Viviana Martinez, Texas
 Pitcher: Paytn Monticelli, LSU
 Freshman: Townsen Thomas, UF, Kendall Wells, OU

WEEK TWELVE

Player:
 Pitcher:
 Freshman:

2025 SEC STANDINGS

Team	SEC	Overall	Streak
Oklahoma	17-7	0.708	52-9 .852
Texas A&M	16-7	0.696	48-11 .814
Texas	16-8	0.667	56-12 .824
Tennessee	15-9	0.625	47-17 .734
Arkansas	14-10	0.583	44-14 .759
Florida	14-10	0.583	48-17 .738
South Carolina	13-11	0.542	44-17 .721
Mississippi State	13-11	0.542	39-19 .672
LSU	12-12	0.5	42-16 .725
Alabama	12-12	0.50	40-23 .635
Ole Miss	11-13	0.458	42-21 .667
Georgia	7-6	0.304	35-23 .603
Kentucky	7-17	0.292	31-28 .525
Auburn	6-18	0.250	35-24 .593
Missouri	6-18	0.250	25-31 .456

2026 SEC PRESEASON COACHES' POLL

(First-Place Votes in Parentheses)

Place	School	Points
1.	Texas (9)	189
2.	Oklahoma (6)	186
3.	Tennessee	166
4.	Florida	144
5.	Arkansas	137
6.	Texas A&M	125
7.	LSU	119
8.	Georgia	105
9.	Alabama	94
10.	South Carolina	90
11.	Mississippi State	65
12.	Auburn	55
13.	Ole Miss	51
14.	Missouri	32
15.	Kentucky	17

Coaches were not allowed to vote for their own team.

2026 PRESEASON ALL-SEC

(Top 21 vote-getters regardless of position)

Place	School	Class
	Audrey Vandagriff	Alabama So.
	Robyn Herron	Arkansas Sr.
	Ella McDowell	Arkansas So.
	AnnaLea Adams	Auburn So.
	Jocelyn Erickson	Florida Sr.
	Keagan Rothrock	Florida Jr.
	Taylor Shumaker	Florida So.
	Maci Bergeron	LSU Sr.
	Tori Edwards	LSU R-So.
	Persy Llamas	Ole Miss So.
	Gabbie Garcia	Oklahoma So.
	Nelly McEnroe-Marinas	Oklahoma R-So.
	Ella Parker	Oklahoma Jr.
	Kasidi Pickering	Oklahoma Jr.
	Arianna Rodi	South Carolina Sr.
	Karyln Pickens	Tennessee Sr.
	Reese Atwood	Texas Sr.
	Kayden Henry	Texas Jr.
	Teagan Kavan	Texas Jr.
	Katie Stewart	Texas Jr.
	Mya Perez	Texas A&M Jr.

Coaches were not allowed to vote for their own team.

2026 AWARDS AND HONORS

Dakota Kennedy OF

» Softball America Second-Team All-America
 » D1Softball National Player of the Week (March 30)
 » D1Softball First-Team All-America
 » USA Softball Player of the Year Watch List
 » D1 Softball D100 Players (14)
 » Softball America Top Preseason Top 100 (19)
 » USA Softball Player of the Year Watch List

Kailey Wyckoff UTL

» D1 Softball D100 Players (74)

Reagan Johnson OF

» Softball America Top Preseason Top 100 (70)

Khamari Hall OF

» Softball America Freshman Watch List

Payton Burnham P/UTL

» D1 Softball D100 Players (58)
 » Softball America Top Preseason Top 100 (84)

Lillie-Faye McWhorter RHP

» D1 Softball D100 Freshman
 » Softball America Freshman Watch List

Ella McDowell INF

» Softball America Second-Team All-America
 » D1Softball Second-Team All-America
 » USA Softball Player of the Year Watch List
 » Softball America Top Preseason Top 100 (31)
 » D1 Softball D100 Players (53)
 » Preseason All-SEC

Saylor Timmerman RHP

» D1 Softball D100 Freshman
 » Softball America Freshman Watch List

Robyn Herron LHP

» Softball America Second-Team All-America
 » D1Softball Second-Team All-America
 » USA Softball Player of the Year Watch List
 » D1 Softball D100 Players (25)
 » Softball America Top Preseason Top 100 (30)
 » Preseason All-SEC
 » Wilson/NFCA Pitcher of the Week (Feb. 17)
 » SEC Pitcher of the Week (Feb. 16, April 7).

Brinli Bain C/INF

» Softball America Freshman Watch List

Tianna Bell 1B

» NFCA Top Performer (Feb. 10)

Atalyia Rijo SS

» Softball America Star Defender of the Week



COURTNEY DEIFEL

HEAD COACH

Career: 424-214 (12 Seasons)

Arkansas: 397-187 (11 Seasons)

Courtney Deifel became the fourth head coach in program history when she was hired on June 11, 2015, and recently completed her 10th season at Arkansas in 2025. In her 10 seasons in Fayetteville, she has orchestrated the Razorbacks' return to postseason play and guided the program to two SEC regular season championships, one SEC Tournament crown and eight NCAA Tournament appearances, which includes eight consecutive berths from 2017-25. The Hogs have qualified for the national tournament every year it has been held since 2017. Deifel led the program to its NCAA Tournament Super Regional appearances in 2018, 2021, 2022 and 2025. Since her first season in 2016, the Razorbacks have been ranked 121 times in the NFCA Coaches' Poll after previously being ranked only once in program history. 15 of the program's 16 NFCA All-America awards and 78 Easton/NFCA All-America Scholar-Athlete accolades have been accumulated under Deifel since 2016. Deifel - the program's all-time wins leader - enters the 2026 season with 359 career wins at Arkansas. Deifel has logged five 40-win seasons while at Arkansas, including three consecutive 40-win seasons from 2021-23. Prior to her arrival in Fayetteville, Arkansas recorded only two 40-win seasons across 19 years. Heading into her 11th season at the helm in 2026, Arkansas has won two of the last five SEC regular-season crowns.

During the 2025 season, Deifel led the Razorbacks to a 44-14 mark (14-10 SEC) and a No. 5 national seed in the NCAA tournament, the sixth in program history, all of which have been accomplished under Deifel's guidance. The Hogs' 44 wins were tied for the third-most in program history. Arkansas also returned to the Super Regionals for just the fourth time in program history and the first time since 2022. The NCAA Tournament appearance was a program-record eighth-straight, dating back to 2017. Under Deifel's guidance, Bri Ellis became the first player in program history to earn National Player of the Year honors as the senior first baseman was named USA Softball Collegiate Player of the Year, Softball America Player of the Year and DI Softball Player of the Year, in addition, becoming just the second player in program history to earn SEC Player of the Year honors. Ellis batted .440 while registering single-season school records in home runs (26), RBI (72), runs scored (68), slugging percentage (1.090) and on-base percentage (.639). Ellis (first-team) and freshman third-baseman Ella McDowell (third-team) both earned NFCA All-America honors, while a school-record eight Razorbacks earned NFCA All-Central Region honors. Ellis garnered first-team All-SEC honors, while Reagan Johnson, McDowell, and Robyn Herron all earned second-team All-SEC recognition. At the plate, Arkansas set school records in multiple offensive categories, including runs scored (436), RBI (399), on-base percentage (.439), walks (291), doubles (90), and sacrifice flies (29). The Hogs also posted a school record a nation-leading .984 fielding percentage.

In 2024, Deifel led the Razorbacks to a 37-18 mark (14-10 SEC), and a No. 12 national seed in the NCAA tournament, the fifth in program history, all of which have come under Deifel's watch. The NCAA tournament appearance was a program record seventh-straight, dating back to the 2017 season. Deifel won her 300th career game with a 5-1 win at Auburn on March 16, 2024, completing a doubleheader sweep over the Tigers. Under Deifel's guidance, first baseman Bri Ellis (Second Team) and right-handed pitcher Morgan Leinstock (Third Team) earned NFCA All-America honors. Leinstock posted a 2.14 ERA and a 13-6 record while striking out 137 batters in 140.2 innings pitched. Deifel's and the Razorbacks' success in the transfer portal continued into 2024 as Ellis led the team with 14 home

runs, 47 RBI, 97 total bases and a .651 slugging percentage while posting a .322 batting average with 48 hits after transferring from Auburn. Freshman Kennedy Miller earned Freshman All-America honors from DI Softball and was a Finalist for the TUCCI/NFCA Freshman of the Year award after breaking onto the scene by hitting .331 with eight home runs and 36 RBI. Behind the plate, Miller posted a .997 fielding percentage while throwing out five would-be base stealers. Ellis and Leinstock received All-SEC selections along with center fielder Reagan Johnson and second baseman Cylie Halvorson. Additionally Ellis and third baseman Hannah Gammill were named to the SEC All-Defensive Team.

In the 2023 campaign, Deifel led Arkansas to another highly successful season and the program's sixth consecutive NCAA appearance - the longest streak in program history. Finishing 40-19 (14-10 SEC), Arkansas claimed its third straight 40-win season and a top-four SEC finish. Earning the No. 11 national seed in the NCAA Tournament, all four of the program's national seeds have been accumulated under Deifel. In Arkansas' 7-6 win vs. No. 22 Louisiana on Feb. 18, Deifel became the program's all-time wins leader after surpassing Carrie Dever-Boaz's (1997-2004) 244 wins at helm. Under Deifel's leadership, two Razorbacks received NFCA All-America recognition in 2023 - Rylin Hedgecock (NFCA First-Team All-America) and Chenise Delce (NFCA Second-Team All-America). Delce became the program's first two-time NFCA All-American pitcher after collecting the honor in 2022. Six Hogs claimed NFCA All-Region status - Chenise Delce, Cylie Halvorson, Reagan Johnson and Rylin Hedgecock were named to the All-South Region First Team, Raigan Kramer was tabbed to the second team and Lauren Camenzind was selected to the third team. Delce had another breakout season in the circle, posting a 21-11 record and 2.02 ERA with 193 strikeouts, 17 complete games, six solo shutouts and four saves while limiting opponents to a .200 batting average. The 2022 SEC Pitcher of the Year, Delce picked up where she left off in 2023. The Oklahoma City product charted the fourth-most strikeouts (193) and saves by an SEC pitcher this year. She also filed the third-most wins by a league pitcher. Illustrating why she's a force in the circle, 11 of her victories came against ranked competition. True freshman Reagan Johnson excelled at the plate and in center field, earning a spot on DI Softball's Freshman All-America team and being honored as a Top 10 Finalist for NFCA/TUCCI's National Freshman of the Year award. Johnson peppered the third-most hits (79) in single-season program history. She also boasted the sixth-highest batting average (.378) along with tying for the seventh-most stolen bases (18) and 10th-most runs scored (47) in single-season program history. Johnson also paced Arkansas with 24 multi-hit outings this season. The Karnes City, Texas, native ranked second in the SEC and eighth nationally in hits. Johnson also shined in center field and compiled a .968 fielding percentage with 86 putouts and four assists on 93 total chances.

In 2022, Deifel guided the Razorbacks to their most successful season in school history, collecting back-to-back SEC regular season titles, headlined by the program's first outright regular season crown, and the program's first SEC Tournament championship after blanking Missouri, 4-0, in Gainesville, Fla., on May 13. Arkansas concluded the season with the most single-season wins in program history and a 48-11 record, marking a program-record .814 win percentage. Arkansas finished SEC play with a 19-5 record, producing the second consecutive 19-win conference season for the Hogs. Against Missouri State on March 3, Deifel became just the second head coach

in program history to reach 200 career wins. The Hogs made their 11th NCAA Tournament appearance, earning the program's highest overall seed (No. 4) and hosted their second straight Super Regional. The Razorbacks hosted the highest attended Regional and Super Regional in the NCAA in 2022. The Razorbacks tabbed an SEC-best 12 all-conference honors and a school-record five NFCA All-American nods to round out yet another enormous postseason awards haul. Arkansas became the first SEC program since 2006 to have four first team all-Americans. Danielle Gibson (first team) became the program's first two-time NFCA All-American while KB Sides (first team), Linnie Malkin (first team), Hannah Gammill (first team) and Chenise Delce (second team) earned their first All-American honors. For the first time in program history, all

DEIFEL YEAR-BY-YEAR

Year	School	Overall	Conf.	Postseason
2015	Maryland	27-27	9-14	--
2016	Arkansas	17-39	1-23	--
2017	Arkansas	31-24	7-17	NCAA Regional
2018	Arkansas	42-17	12-12	NCAA Super Regional
2019	Arkansas	38-20	12-12	NCAA Regional
2020	Arkansas	19-6	1-2	--
2021	Arkansas	43-11	19-5	NCAA Super Regional
2022	Arkansas	48-11	19-5	NCAA Super Regional
2023	Arkansas	40-19	14-10	NCAA Regional
2024	Arkansas	37-18	14-10	NCAA Regional
2025	Arkansas	44-14	14-10	NCAA Super Regional
2026	Arkansas	38-8	11-7	
12 seasons		424-214	133-126	8 appearances
At Arkansas		397-187	123-111	8 appearances

eight NFCA All-Region nominees secured spots on All-South Region teams. Deifel was named SEC Coach of the Year for the second straight season while KB Sides became the program's its first-ever SEC Player of the Year honor and Chenise Delce earned the Hogs' second consecutive SEC Pitcher of the Year accolade after Mary Haff collected the award in 2021. Arkansas tabbed a league-best 12 all-conference honors and eight NFCA All-Region distinctions to round out an enormous postseason awards haul. The 2022 coaching staff was named the NFCA's South Region Staff of the Year for the second straight season.

Deifel, the SEC Coach of the Year, directed the most successful year in program history in 2021 by claiming the school's first SEC regular season title and hosting NCAA Tournament Super Regionals for the first time. The team finished 43-11 (19-5 SEC), producing a then-school record .796 win percentage. The Hogs earned a No. 6 national ranking, the highest in program history, and captured the No. 6 national seed in the NCAA Tournament. Arkansas began conference play winning 12 straight games, notching the fifth-best league-only start in SEC history. A 19-game winning streak in non-conference action also set a school record. The Razorbacks received many postseason superlatives as infielders Braxton Burnside and Danielle Gibson, and pitcher Mary Haff were named NFCA All-Americans. Haff also took home the school's first SEC Pitcher of the Year award. Offensively, the Razorbacks shattered the school's single-season home run record, mashing 95 long balls with Burnside setting the individual single-season program mark hitting 25. Deifel's 216 wins in Fayetteville rank second among all coaches in program history. The NFCA named the 2021 coaching staff the South Region's Staff of the Year.



COURTNEY DEIFEL

HEAD COACH
8 NCAA Tournament Appearances
SEC Champions (2021, 2022)
SEC Tournament Champions (2022)

Deifel guided the Razorbacks to a 19-6 (1-2 SEC) record in the COVID-19 shortened 2020 campaign. In the only league series of the season, the Razorbacks earned a 1-0 conference-opening victory, their first road win over Alabama since 2000. Arkansas remained in the national polls throughout the year and climbed from a preseason No. 24 ranking to the No. 19 slot in the final release of the NFCA Coaches' Poll. Junior catcher Kayla Green was honored with SEC Player of the Week recognition for the first time in her career and freshman pitcher Jenna Bloom emerged as one of the rising stars in the league, leading all freshmen in the nation striking out 10.9 hitters per seven innings.

Deifel led the Razorbacks to their third consecutive post-season appearance in 2019, earning an at-large bid to the Stillwater Regional. The Hogs finished the season 38-20 and 12-12 in SEC play. It marks the first time since 1999-00 that the Razorbacks finished the season .500 or better in conference play in back-to-back seasons. The Razorbacks garnered their highest in-season ranking during weeks one and two, coming in at 12th and 11th in the NFCA and ESPN polls respectively.

Arkansas saw two players named to the All-SEC teams, pitcher Autumn Storms was named second team and outfielder Hannah McEwen garnered first-team recognition. McEwen's first-team selection was the first for Arkansas since 2012 and only the second in program history. In year four under Coach Deifel, the Razorbacks also earned two SEC Player of the Week awards, three SEC Pitcher of the Week awards, and one USA Softball Co-Player of the Week. A record five Razorbacks were named to the NFCA All-Region teams, with Storms garnering the first, first-team selection of her career. Storms went on to be named NFCA Second Team All-American as a pitcher, the first Razorback since 2010.

Year four with Coach Deifel the Razorback staff saw growth in all aspects as the game, including a team .288 batting average, which ranks second-highest in program record book. In fact, four of the top seven team batting averages in program history come from the Deifel era.

In the 2018 campaign, Arkansas wrapped up the year with a 42-17 (12-12 SEC) record, the third most wins in program history; and the most victories since 2000. The team earned a national seed (13) in the NCAA Tournament for the first time in program history and went 3-0 defeating DePaul and Wichita State twice to earn the Fayetteville Regional Championship on its home field. The Hogs made their first ever NCAA Super Regional appearance but fell to eventual national semifinalist, Oklahoma, in Norman. Arkansas finished 17th in the final NCAA RPI report and the coaching staff earned 2018 NFCA Division I South Region Staff of the Year.

Just two seasons removed from a one-win conference tally, Deifel guided the Razorbacks to a 12-12 mark in SEC play. As the No. 7 seed at SEC Tournament, the program made its first semifinal appearance since 2001. The Razorbacks finished the season with a 27-2 record on their home field, establishing a new program record for home wins in a single season. Part of Arkansas' home triumphs included the program's first three-game sweep of a ranked team (No. 20 Mississippi State) and its first-ever series win over Alabama.

Deifel piloted the 2017 Razorbacks to a 31-24 record and the program's first NCAA Tournament appearance since 2013. The Razorbacks improved their win total by 17 games from the previous season, marking the largest increase in the country

among Power 5 programs. Arkansas also tallied seven wins in SEC play, equaling the combined total from the previous three seasons. In recognition of the team's performance, Deifel was named the 2017 D1SoftballNews Coach of the Year.

From year one to two under Deifel, Arkansas' pitching staff lowered its combined ERA by more than four runs (6.98 to 2.82) and added more than 20 points to its batting average (.260 to .284). The Razorbacks also led the SEC and tied for 17th in the NCAA with 59 home runs. During the year, Arkansas earned its first national ranking since 2013 when it was slotted at No. 24 in the March 7 release ESPN/USA Softball poll.

Individually, Deifel saw two Razorbacks earn NFCA All-South Region accolades with Nicole Schroeder and Autumn Storms earning second-team and third-team honors, respectively. Storms was also named to the SEC All-Freshman Team while A.J. Belans was voted to the All-SEC Second Team. Schroeder went on to be drafted by the Akron Racers as the program's second NPF selection.

Deifel's first win over a ranked team at Arkansas came during the 2016 season when the Razorbacks knocked off No. 23 Nebraska, 11-10, during the Easton Tournament in Fullerton, Calif.; the team added five ranked wins in 2017. The 2016 campaign also saw newcomer Ashley Diaz make an immediate impact as a member of the NFCA All-South Region Second Team and garnered NFCA National Freshman of the Year Top 25 Watch List recognition.

During her playing and coaching careers prior to coming to Arkansas, Deifel advanced to 11 NCAA Tournaments including a four-year run to the Women's College World Series (WCWS) as an All-American catcher at California that was highlighted by winning the 2002 national title. The Bears also finished second (2003), fifth (2001) and seventh (2000) at the WCWS over her four-year run. Her post-season successes also featured a pair of Super Regionals as a graduate assistant at Oklahoma and five NCAA Regionals as an assistant at Maryland and Louisville.

As a first-year head coach, Deifel ushered in a culture of change for Maryland in 2015. Along with the program's 16-game improvement from the previous season, the Terrapins' offense show tremendous growth. Maryland finished 27th in the NCAA with 6.28 runs per game behind 339 runs scored, up more than 150 runs from 2014. Deifel also led her team to a .309 batting average, a 40-point jump from 2014 which also ranked 57th in the NCAA.

Individually, Deifel guided three players to all-conference accolades and a pair of NFCA all-region honors. Lindsey Schmeister was an All-Big Ten first team performer while Shannon Bustillos and Erin Pronobis landed on the All-Big Ten second team. Probonis and Corey Schwartz were also named to the NFCA All-Midwest Region Third Team. Under Deifel's watch, the trio helped Maryland to single-season school records in doubles, home runs, RBI and walks.

Prior to taking the head job at Maryland, Deifel spent four seasons as an assistant coach at Louisville in which she helped the Cardinals to four NCAA appearances, the 2014 American Athletic Conference Tournament title and an overall record of 176-60 (.746). Louisville averaged 44 wins in that time with a program-record 55 wins in 2012. Her student-athletes at Louisville racked up four NFCA All-American certificates and 29

all-conference selections.

She also spent two seasons as a graduate assistant at Oklahoma where she was a member of a staff that guided the 2008 Sooners to a 47-14 record and a Super Regional appearance.

As a player, Deifel was the starting catcher for California from 2000-03 and led the Golden Bears to four Women's College World Series appearances including a national championship run in 2002 and national runner-up showing in 2003. She appeared in 285 games missing just three behind the plate over her four seasons. As a four-year starter behind the plate, she was a 2003 All-American, two-time All-Pac 10 selection and caught seven no-hitters. She is still the program's career leader with 1,969 putouts.

Aside from her accomplishments in collegiate softball, Deifel had a successful professional career following her days at Cal. In 2004, she helped the NY/NJ Juggernaut to the National Professional Fastpitch (NPF) league title. Deifel also spent three years with LeoPalace21 in Japan that resulted in a runner-up showing and a pair of third-place finishes.

She graduated from California in 2003 with a bachelor of arts in American Business and Globalism and American Studies. Deifel earned her master's of arts in Human Relations from Oklahoma in 2008.

Deifel's sister, Amanda Scott, was recently the head softball coach at Missouri-St. Louis (2017-22) and won a Women's College World Series title at Fresno State in 1998.

Deifel and her husband Joe are the parents of two sons, Trip and Walt. The family resides in Fayetteville.



Courtney Deifel was hired as the fourth head coach in program history on June 11, 2015.

ALL-TIME SERIES UNDER DEIFEL *ARKANSAS ONLY

Opponent	Series	H	A	N
Alabama	9-14	5-4	4-8	0-2
Akron	2-0			2-0
Arkansas-Pine Bluff	1-0	1-0		
Arizona	3-5	2-4	1-1	
Army	0-1			0-1
Auburn	15-6	9-3	6-3	
Baylor	3-1	0-1		3-0
Binghamton	1-0			1-0
Boise State	1-0	1-0		
Boston U	4-0	4-0		
Bradley	4-0			4-0
BYU	1-1			1-1
Buffalo	1-0	1-0		
Cal State Fullerton	1-1		0-1	1-0
CSUN	1-0			1-0
Campbell	2-0			2-0
Central Arkansas	9-2	4-1	5-1	
Central Connecticut	2-0	2-0		
Clemson	1-0			1-0
Central Michigan	1-0			1-0
Charlotte	2-0	2-0		
Coastal Carolina	1-0		1-0	
Colorado State	2-0	2-0		
Dartmouth	2-0	2-0		
Delaware	1-0			1-0
DePaul	1-0	1-0		
Drake	6-2	6-2		
Duke	0-1			0-1
Florida	9-11	3-5	5-6	1-0
Florida State	0-2	0-1		0-1
Florida A&M	2-0			2-0
FAU	2-1	1-0	1-1	
FGCU	1-0		1-0	
Fordham	1-0			1-0
Furman	4-0	3-0		1-0
George Washington	1-0			1-0
Georgia	11-9	5-4	5-4	1-1
Grand Canyon	1-1			1-1
Harvard	1-0	1-0		
Illinois	3-1	3-1		
Illinois State	2-0	2-0		
Indiana	1-0			1-0
Iowa	2-0	2-0		
IUPUI	3-0	3-0		
Iowa State	3-0	3-0		
Jackson State	1-0		1-0	
Kansas	5-0	4-0	1-0	
Kansas City	5-1	4-1	1-0	
Kennesaw State	2-0	2-0		
Kent State	2-0	2-0		
Kentucky	10-9	7-5	2-4	1-0
Lamar	2-0	2-0		
Lehigh	1-0			1-0
Liberty	1-1	0-1	1-0	
Lipscomb	2-0			2-0
Long Beach State	2-0			2-0
Longwood	1-0	1-0		
Louisville	2-1	2-1		
Louisiana	1-0			1-0
Louisiana Tech	1-0			1-0
Loyola Marymount	3-0			3-0
LSU	10-11	6-6	4-5	
Manhattan	2-0	1-0		1-0
Marist	3-0	2-0		1-0
Marshall	1-0			1-0
Maryland	1-0			1-0
McNeese	3-2		3-1	0-1
Memphis	2-0			2-0
Michigan State	1-0			1-0
Mississippi State	13-4	7-2	6-3	
Missouri	10-8	6-4	3-3	1-1
Missouri State	7-16	1-0		
Montana	0-1	0-1		
Nebraska	4-0	1-0		3-0
Nevada	1-0	1-0		
New Mexico	2-0			2-0
New Mexico State	1-0		1-0	
North Carolina	0-1			0-1
North Dakota State	4-1	2-0		2-1
North Florida	1-0		1-0	
North Texas	4-0	2-0	2-0	
North Carolina	0-3			0-3
Northern Colorado	5-1	4-0		1-1
Northern Iowa	3-1	3-1		
Northwestern State	3-0	3-0		
Northwestern	3-0	3-0		
Notre Dame	2-1	1-0	1-1	
Ohio	1-0			1-0

ALL-TIME SERIES UNDER DEIFEL *ARKANSAS ONLY

Opponent	Series	H	A	N
Oregon	2-2	2-2		
Oklahoma	1-11	0-4	1-6	0-1
Oklahoma State	3-3	2-2	1-0	0-1
Ole Miss	13-11	8-3	4-8	1-0
Omaha	8-0	6-0		2-0
Penn State	0-1			0-1
Princeton	1-0	1-0		
Rutgers	3-0			3-0
Sacramento State	1-0			1-0
Samford	1-0			1-0
San Diego	2-0			2-0
SIUE	2-0	2-0		
South Alabama	1-1	1-1		
South Carolina	14-8	5-4	6-3	0-1
South Dakota State	3-1	3-1		
Southeast Missouri	12-1	10-1	2-0	
Southern Utah	1-0			1-0
Southern Miss	2-0			2-0
Saint Francis (Pa.)	2-0	2-0		
Saint Louis	4-0	4-0		
Stanford	1-0	1-0		
Tennessee	11-9	4-2	6-6	1-1
Texas	1-4		0-2	1-2
Texas State	1-0	1-0		
Texas A&M	7-11	2-4	5-7	
Texas A&M-CC	2-0	2-0		
Texas A&M-Commerce	2-0	1-0	1-0	
Texas Tech	2-0	2-0		
Tulsa	3-5	1-2	2-1	0-2
UAB	3-0	3-0		
UCLA	0-1	0-0	0-0	0-1
UConn	4-0	3-0		1-0
UIC	1-0			1-0
ULM	2-0			2-0
UMass Lowell	2-0			2-0
UNLV	1-1		1-0	0-1
Utah	1-0			1-0
UT Arlington	7-1	4-0	3-1	
UTEP	1-0			1-0
Villanova	3-1	2-1		1-0
Virginia	1-1		1-1	
Washington	0-3			0-3
Weber State	3-0			3-0
Western Illinois	1-0	1-0		
Western Kentucky	2-0		2-0	
Wichita State	7-3	6-1	0-2	1-0
Wright State	2-0	2-0		

TOP 25 WINS UNDER DEIFEL

Date	Opponent	Result	Score	Site
3/17/16	vs. #23 Nebraska	W	11-10	N
3/17/17	#14 Tennessee	W	4-3	H
3/18/17	#14 Tennessee	W	2-1	H
4/8/17	at #24 Missouri	W	6-5	A
4/9/17	at #24 Missouri	W	4-2	A
4/16/17	#5 Texas A&M	W	4-3	H
2/17/18	vs. #21 Utah	W	4-2	N
3/30/18	#20 Mississippi State	W	3-2	H
3/31/18	#20 Mississippi State	W	6-0	H
4/1/18	#20 Mississippi State	W	8-2	H
4/8/18	at #12 South Carolina	W	4-0	A
4/14/18	#15 Alabama	W	3-0	H
4/15/18	#15 Alabama	W	6-3	H
4/21/18	at #11 Auburn	W	4-2	A
5/9/18	vs. #19 Kentucky	W	3-1	N
5/10/18	vs. #8 Georgia	W	8-3	N
3/15/19	#16 South Carolina	W	3-2	H
3/16/19	#16 South Carolina	W	7-4	H
3/23/19	at #5 Tennessee	W	1-0	A
3/29/19	#18 Kentucky	W	1-0	H
3/31/19	#18 Kentucky	W	3-2	H
4/18/19	#9 LSU	W	8-5	H
4/19/19	#9 LSU	W	11-1 (5)	H
5/3/19	#23 Auburn	W	1-0	H
5/4/19	#23 Auburn	W	7-1	H
5/5/19	#23 Auburn	W	5-2	H
3/6/20	at #9 Alabama	W	1-0	A
2/21/21	vs. #21 Baylor	W	7-2	N
3/12/21	at #20 South Carolina	W	4-1	A
3/13/21	at #20 South Carolina	W	7-5 (10)	A
3/14/21	at #20 South Carolina	W	3-2	A
4/10/21	#4 Alabama	W	4-0	H
4/16/21	at #20 Georgia	W	10-3	A
4/17/21	at #20 Georgia	W	5-2	A
4/18/21	at #20 Georgia	W	5-2	A
5/1/21	at #16 LSU	W	1-0	A
5/3/21	at #16 LSU	W	4-1	A
3/18/22	at #10 Tennessee	W	4-3	A
3/19/22	at #10 Tennessee	W	9-6	A
4/8/22	#21 Auburn	W	7-4	H
4/9/22	#21 Auburn	W	4-3	H
4/10/22	#21 Auburn	W	17-4 (5)	H
4/15/22	#15 Kentucky	W	2-1	H
4/17/22	#15 Kentucky	W	8-0 (6)	H
4/22/22	at #14 Florida	W	9-1 (6)	A
4/23/22	at #14 Florida	W	5-4	A
4/24/22	at #14 Florida	W	2-0	A
5/13/22	at #14 Florida	W	4-1	A
5/14/22	vs. #16 Missouri	W	4-0	N
5/21/22	#24 Oregon	W	6-2	H
5/22/22	#24 Oregon	W	9-3	H
5/26/22	#18 Texas	W	7-1	H
2/18/23	vs. #22 Louisiana	W	7-6	N
2/23/23	#19 Arizona	W	3-2	H
2/24/23	#19 Arizona	W	2-1	H
3/19/23	at #13 Alabama	W	5-3	A
3/20/23	at #13 Alabama	W	2-1 (10)	A
3/24/23	#10 Florida	W	6-2	H
3/26/23	#10 Florida	W	14-1 (5)	H
4/8/23	#10 Georgia	W	4-3	H
4/22/23	at #20 Kentucky	W	8-1	A
4/22/23	at #20 Kentucky	W	14-6 (5)	A
4/30/23	#3 Tennessee	W	6-4	H
5/1/23	#3 Tennessee	W	2-0	H
3/23/24	#20 Mississippi State	W	3-0	H
3/30/24	at #3 Georgia	W	3-2	A
4/1/24	at #3 Georgia	W	8-2	A
4/5/24	#11 Missouri	W	5-2	H
4/7/24	#11 Missouri	W	4-1	H
4/12/24	at #25 South Carolina	W	4-3	A
4/14/24	at #25 South Carolina	W	3-0	A
4/19/24	#15 Alabama	W	1-0 (9)	H
4/21/24	#15 Alabama	W	8-0 (5)	H
4/26/24	at #7 LSU	W	2-1	A
4/27/24	at #7 LSU	W	4-1	A
3/9/25	at #25 Ole Miss	W	20-3 (5)	A
3/22/25	at #7 Tennessee	W	6-3 (8)	A
3/22/25	at #7 Tennessee	W	9-0	A
4/4/25	at #2 Florida	W	4-1	A
4/6/25	at #2 Florida	W	9-5	A
4/11/25	#10 South Carolina	W	10-2 (6)	H
4/13/25	#10 South Carolina	W	5-4	H
4/26/25	#1 Texas A&M	W	7-5	H
4/27/25	#1 Texas A&M	W	7-4	H
5/1/25	#10 LSU	W	12-9	H
5/3/25	#10 LSU	W	6-0	H
5/8/25	#5 Tennessee	W	6-1	N
5/17/25	#23 Oklahoma State	W	6-5 (11)	H
5/18/25	#23 Oklahoma State	W	12-0	H
5/24/25	#21 Ole Miss	W	4-0	H
2/13/26	#18 Clemson	W	12-0 (5)	N
3/7/26	#12 Georgia	W	7-6	H
3/8/26	#12 Georgia	W	6-0	H
3/14/26	at #4 Alabama	W	14-9	A
3/27/26	#3 Florida	W	6-2	H
3/29/26	#3 Florida	W	6-4	H
4/11/26	at #13 Mississippi State	W	8-0 (5)	A
4/12/26	at #13 Mississippi State	W	10-3	A
4/18/26	at #1 Oklahoma	W	3-2	A

MISC. HITTING RECORDS

4+ Hit Games

No.	Player	Opponent	Date
5	Danielle Gibson	Furman	4/13/19
5	Macy Burr	Texas Southern	2/25/11
5	Whitney Cloer	Kentucky	3/31/07
4	Atalyia Rijo	Oklahoma State	5/18/25
4	Atalyia Rijo	Oklahoma State	5/17/25
4	Ella McDowell	Florida	4/5/25
4	Reagan Johnson	Ohio	2/9/24
4	Reagan Johnson	Kentucky	4/22/23
4	Reagan Johnson	Iowa St.	3/2/23
4	KB Sides	Lehigh	3/11/22
4	Danielle Gibson	Alabama	3/6/20
4	Braxton Burnside	Furman	2/15/20
4	Sydney Parr	Nebraska	2/9/20
4	Hannah McEwen	LSU	4/19/19
4	Hannah McEwen	Nevada	3/1/19
4	Danielle Gibson	SIUE	3/23/19
4	Katie Warrick	Iowa St.	3/16/18
4	Stephanie Canfield	Florida A&M	2/24/17
4	Autumn Buczek	Central Mich.	2/21/16
4	Devon Wallace	Southeast Mo. St.	3/1/15
4	Stephanie Canfield	Virginia	2/21/15
4	Kasey Fagan	Butler	2/13/14
4	Sierra Bronkey	Saint Louis	2/24/13
4	Stephanie Canfield	Murray St.	2/23/13
4	Devon Wallace	Alabama	4/27/12
4	Katie Harrison	Belmont	2/10/12
4	Kayla Johnson	Mississippi St.	3/18/09
4	Jessica Bachkora	UAB	2/8/08
4	Miranda Dixon	ULM	3/4/07
4	Lauren Hendrix	vs. Houston	2/9/01
4	Dana Gulick	at Kentucky	4/24/98

Multi-HR Games

No.	Player	Opponent	Date
2	Nicole Schroeder	Louisville	2/14/15
2	Parker Pockington	Butler	2/13/14
2	Clarisa Navarro	UMKC	3/27/13
2	Devon Wallace	Alabama	4/28/12
2	Jennifer Rambo	Kentucky	4/11/12
2	Devon Wallace	Kentucky	4/11/12
2	Becca Carden	Ole Miss	3/23/12
2	Lane McGuirt	Tennessee	4/14/10
2	Sandra Smith	Kentucky	3/21/10
2	Jessica Bachkora	SIUE	3/14/10
2	Jessica Bachkora	Missouri St.	2/20/10
2	Sandra Smith	Sam Houston St.	2/19/10
2	Whitney Cloer	Oklahoma	5/16/09
2	Miranda Dixon	Oklahoma	4/8/09
2	Sandra Smith	Auburn	4/5/09
2	Whitney Cloer	Kentucky	3/21/09
2	Dayna Huckabee	Kentucky	4/13/07
2	Whitney Cloer	Nebraska	3/18/07
2	Miranda Dixon	ULM	3/4/07
2	Cortney Mitchell	at Coastal Carolina	3/11/02

Home Run Cycles

Name: Danielle Gibson (solo, two-run home run, three-run home run, grand slam)
 Opponent: SIU-Edwardsville
 Date: 2/23/19
 Result: W, 15-3 (4)

Multi-HR Games

No.	Player	Opponent	Date
4	Danielle Gibson	SIUE	2/23/19
3	Rylin Hedgecock	Kentucky	4/22/23
3	Dakota Kennedy	Kansas	3/1/26
2	Dakota Kennedy	Alabama	3/14/26
2	Kailey Wyckoff	Omaha	2/28/26
2	Tianna Bell	Texas State	2/15/26
2	Bri Ellis	Texas A&M	4/26/25
2	Bri Ellis	Oklahoma	3/16/25
2	Bri Ellis	Southern Miss	2/15/25
2	Courtney Day	Bradley	2/8/25
2	Hannah Gammill	Georgia	4/1/24
2	Kennedy Miller	Auburn	3/16/24
2	Kennedy Miller	FAU	3/1/24
2	Cylie Halvorson	UT-Arlington	2/23/24
2	Bri Ellis	Long Beach St.	2/16/24
2	Kacie Hoffman	Mississippi St.	3/31/23
2	Rylin Hedgecock	Florida	3/26/23
2	Hannah Gammill	Florida	3/24/23
2	Rylin Hedgecock	A&M-Corpus Christi	3/3/23
2	Taylor Ellsworth	South Carolina	5/1/22
2	Linnie Malkin	South Carolina	4/30/22
2	KB Sides	Kentucky	4/17/22
2	Linnie Malkin	Southeast Mo. St.	4/12/22
2	Taylor Ellsworth	Auburn	4/10/22
2	Linnie Malkin	Auburn	4/8/22
2	Danielle Gibson	Ole Miss	4/3/22
2	Danielle Gibson	Western Ky.	3/21/22
2	Danielle Gibson	Tennessee	3/19/22
2	Taylor Ellsworth	Lehigh	3/11/22
2	Hannah Gammill	Maryland	3/11/22
2	Linnie Malkin	Central Ark.	4/21/21
2	Kayla Green	Alabama	4/10/21
2	Kayla Green	Missouri St.	4/6/21
2	Braxton Burnside	South Carolina	3/13/21
2	Danielle Gibson	Northwestern St.	3/6/21
2	Danielle Gibson	Northwestern St.	3/5/21
2	Braxton Burnside	Texas Tech	2/28/21
2	Braxton Burnside	Southeast Mo. St.	2/26/21
2	Linnie Malkin	McNeese	2/20/21
2	Braxton Burnside	Oklahoma St.	2/11/21
2	Ashley Diaz	UT Arlington	3/26/19
2	Hannah McEwen	Saint Louis	4/10/18
2	Katie Warrick	Iowa St.	3/16/18
2	Braxton Burnside	Grand Canyon	2/17/17
2	A.J. Belans	Missouri	4/9/17
2	Nicole Schroeder	Oklahoma St.	3/1/17
2	Tori Cooper	San Diego	2/19/17
2	Nicole Schroeder	Loyola Marymount	2/17/17
2	Nicole Schroeder	UMass Lowell	2/11/17



MISC. PITCHING RECORDS

No.	Pitcher	Opponent	Date	Total by Pitcher	No.	Name	Years
16	Robyn Herron	at Tennessee	3/22/25		16	Mary Haff.....	2018-22
16	Mary Haff	Furman	4/13/19		16	Robyn Herron.....	2024-Present
16	Heather Schlichtman	Marshall	4/9/04		14	Katy Henry.....	2005-08
15	Heather Schlichtman	vs Wichita State	3/3/01		8	Heather Schlichtman	2001-04
15	Heather Schlichtman	vs Auburn	3/13/04		8	Chenise Delce	2022-2023
15	Katy Henry	ULM	2/25/05		7	Kimmy Beasley	2012-14
15	Katy Henry	vs UTSA	2/16/07		5	Miranda Dixon.....	2007-10
15	Kimmy Beasley	Auburn	5/3/13		5	Hope McLemore.....	2010-13
15	Mary Haff	at Tennessee	3/23/19		4	Rachel Talley.....	1999-02
14	Mary Haff	Maryland	3/11/22		3	Autumn Storms.....	2017-21
14	Heather Schlichtman	Appalachian State	2/7/04		2	Chelsea Cohen	2010-13
14	Heather Schlichtman	Mississippi Valley State	2/29/04		1	Jenna Bloom.....	2020-22
14	Heather Schlichtman	at Kentucky	4/24/04		1	Kim Jones	2008-11
14	Katy Henry	Kansas City	2/23/07		1	Tammy Kincaid.....	1997-2000
14	Robyn Herron	Drake	2/24/23		1	Grace Moll.....	2014-17
13	Robyn Heron	at Tulsa	4/22/26		1	Morgan Leinstock	2024
13	Rachel Talley	vs Virginia Tech	2/18/01		1	Reis Beuerlein	2025
13	Heather Schlichtman	Oklahoma City	4/23/02		1	Saylor Timmerman.....	2026
13	Katy Henry	Centenary	3/5/06				
13	Chelsea Cohen	Saint Louis	2/24/13				
13	Mary Haff	at Saint Louis	4/10/18				
13	Mary Haff	vs Lipscomb	2/10/19				
13	Autumn Storms	Southeast Missouri	2/21/19				
12	Tammy Kincaid	Alabama	3/21/99				
12	Rachel Talley	at Auburn	4/9/99				
12	Heather Schlichtman	at FIU	3/2/01				
12	Rachel Talley	vs FAU	3/3/01				
12	Rachel Talley	vs Utah	2/16/02				
12	Katy Henry	vs Virginia	2/9/07				
12	Katy Henry	Creighton	2/24/08				
12	Miranda Dixon	ULM	4/2/08				
12	Hope McLemore	Louisiana Tech	3/13/10				
12	Kim Jones	vs. Rhode Island	2/13/11				
12	Kimmy Beasley	LSU	4/6/13				
12	Kimmy Beasley	at Missouri	4/13/13				
12	Mary Haff	vs Fordham	2/19/18				
12	Mary Haff	Northern Colorado	3/2/18				
12	Mary Haff	Dartmouth	3/3/18				
12	Mary Haff	Omaha	2/28/19				
12	Mary Haff	Boston U	3/2/19				
12	Mary Haff	vs. UIC	2/15/20				
12	Robyn Herron	Indiana	2/18/23				
12	Chenise Delce	Arizona	2/23/23				
12	Robyn Herron	Iowa State	3/2/23				
12	Chenise Delce	UAB	4/14/23				
12	Robyn Herron	Northwestern	2/20/26				
11	Robyn Herron	Omaha	2/26/26				
11	Robyn Herron	Clemson	2/14/26				
11	Robyn Herron	ULM	2/16/25				
11	Katy Henry	Northwestern State	3/4/06				
11	Kimmy Beasley	LSU	4/7/13				
11	Kimmy Beasley	Kentucky	4/19/13				
11	Grace Moll	at Southeast Missouri	4/6/16				
11	Autumn Storms	Boston U	3/2/19				
11	Mary Haff	at Central Arkansas	3/9/21				
11	Mary Haff	at Tennessee	3/18/22				
11	Chenise Delce	North Texas	3/3/23				
11	Robyn Herron	Illinois State	2/24/24				
10	Robyn Herron	Georgia	3/8/26				
10	Katy Henry	at Ole Miss	3/21/06				
10	Katy Henry	at Florida	3/25/06				
10	Katy Henry	Kansas	4/5/06				
10	Miranda Dixon	at Texas A&M	2/16/07				
10	Katy Henry	Northern Iowa	3/3/07				
10	Katy Henry	at Kansas	4/3/07				
10	Miranda Dixon	at South Carolina	3/3/08				
10	Katy Henry	ULM	4/2/08				
10	Katy Henry	at Kentucky	4/12/08				
10	Miranda Dixon	vs Cleveland State	3/7/09				
10	Miranda Dixon	at Ole Miss	3/29/09				
10	Hope McLemore	vs Iowa	2/12/10				
10	Hope McLemore	Drake	3/6/10				
10	Hope McLemore	at Georgia	4/2/10				
10	Chelsea Cohen	ULM	2/22/13				
10	Kimmy Beasley	Jacksonville State	3/2/13				
10	Hope McLemore	Kentucky	4/20/13				
10	Kimmy Beasley	Butler	2/13/14				
10	Jenna Bloom	Kansas	3/10/20				
10	Mary Haff	North Dakota State	2/25/21				
10	Mary Haff	at South Carolina	3/12/21				
10	Autumn Storms	Alabama	4/10/21				
10	Chenise Delce	Louisville	2/28/22				
10	Chenise Delce	Missouri State	3/3/22				
10	Chenise Delce	Kennesaw State	3/5/22				
10	Chenise Delce	UCA	3/6/23				
10	Mary Haff	at Ole Miss	4/2/22				
10	Robyn Herron	Texas A&M Commerce	4/18/23				
10	Chenise Delce	Alabama	5/11/23				
10	Robyn Herron	vs. Penn State	2/10/24				
10	Robyn Herron	Northern Iowa	3/10/24				
10	Morgan Leinstock	at Auburn	3/16/24				
10	Reis Beuerlein	Illinois	2/28/25				
10	Robyn Herron	at Coastal Carolina	2/7/26				

No-Hitters			
Pitchers	Opponent	Result	Date
Tammy Kincaid / Rachel Talley	CSUN	W, 1-0	2/20/00
Jennifer Bottoms	Ohio State	W, 2-0	3/4/00
Heather Schlichtman	Boston College	W, 4-0	2/16/02
Heather Schlichtman	Auburn	W, 4-0	3/23/02
Heather Schlichtman	UNLV	W, 1-0	2/21/04
Katy Henry	Centenary	W, 1-0	4/5/06
Kimmy Beasley	Savannah State	W, 10-0 (6)	3/19/13
Hope McLemore / Chelsea Cohen	Kentucky	W, 4-0	4/20/13
Grace Moll	Eastern Michigan	W, 13-0 (5)	2/21/14
Mary Haff	Northern Colorado	W, 9-0 (6)	3/2/18
Autumn Storms	Central Connecticut State	W, 7-0	3/3/18
Mary Haff	Texas Tech	W, 9-0 (5)	2/26/21
Mary Haff	Maryland	W, 6-0	3/11/22
Robyn Herron	Illinois State	W, 7-0	2/24/24
Robyn Herron	ULM	W, 10-0 (5)	2/16/25
Reis Beuerlein	Colorado State	W, 8-0 (5)	4/18/25
Payton Burnham	SLU	W, 10-0 (5)	5/16/25
Robyn Herron	Northwestern	W, 6-0	2/20/26

Perfect Games			
Pitchers	Opponent	Result	Date
Mary Haff	Maryland	W, 6-0	3/11/22
Robyn Herron	Illinois State	W, 7-0	2/24/24
Reis Beuerlein	Colorado State	W, 8-0 (5)	4/18/25



THE LAST TIME

ARKANSAS - TEAM

Defeated a ranked opponent.....	def. #1 Oklahoma, 3-2 (April 17, 2026)
Defeated a Top 10 ranked opponent.....	def. #3 Florida 6-2, (March 27, 2026)
Highest ranked team defeated (NFCA Poll).....	def. #1 Oklahoma, 3-2 (April 17, 2026)
Won 10 or more consecutive games.....	17 (Feb. 7-March 1, 2026)
Longest conference win streak.....	12 (March 12, 2021-April 3, 2022)
Won 5 or more consecutive conference home games.....	7 (March 20-April 22, 2023)
Won 5 or more consecutive road games.....	7 (March 20-April 22, 2023)
Won in Extra Innings.....	def. #23 Oklahoma State, 6-5 (8 inn.) (May 17, 2025)
Lost in Extra Innings.....	10-7 (9) at #2 Florida (April 5, 2025)
Played at least 10 Innings.....	(10) W, 2-1 vs. Alabama (March 20, 2023)
Played at least 11 Innings.....	(11) W, 4-3 vs. Drake (Feb. 24, 2023)
Played at least 12 Innings.....	(14) W, 6-4 at McNeese (Feb. 20, 2021)
Played at least 13 Innings.....	(14) W, 6-4 at McNeese (Feb. 20, 2021)
Played 14 or more Innings.....	(14) W, 6-4 at McNeese (Feb. 20, 2021)
Lost 5 or more consecutive games.....	5 (May 6-20, 2017)
Lost 5 or more consecutive conference games.....	6 (Mar. 24-April 2, 2017)
Scored 10 or more runs in a game.....	10 at #13 Mississippi State W, 10-3, (April 12, 2026)
Scored 10 or more runs in three straight games.....	Akron, Wichita State, Clemson (Feb. 6-13, 2026)
Scored 10 or more runs in four straight games.....	(Feb. 5-13, 2026)
Scored 20 or more runs in a game.....	21 vs. Akron, W, 21-3 (Feb. 8, 2026)
Scored 10 or more runs in an inning.....	10 vs. Virginia W, 17-1 (Feb. 6, 2026)
Scored 10 or more runs with two outs in an inning.....	10 vs. Virginia W, 17-1 (Feb. 6, 2026)
Shut out back-to-back opponents.....	Illinois State, UT-Arlington (Feb. 22-23, 2024)
Shut out three straight opponents.....	Texas State, SEMO, Northwestern (Feb. 15-20, 2026)
Was shutout (extra-inning game).....	2-0 (10) vs Liberty (March 16, 2021)
Was Shutout (7-inning game).....	1-0 vs. #13 Mississippi State (April 10, 2026)
Was Shutout (6-inning game).....	8-0 (6) vs. Washington (Feb. 11, 2022)
Was Shutout (5-inning game).....	8-0 at #8 Florida (April 6, 2019)
Was Shutout In Fayetteville.....	7-0 vs. #1 Oklahoma (May 15, 2025)
Was No-Hit.....	at #1 Florida (May 16, 2016)
Was No-Hit by SEC Opponent.....	at #1 Florida (May 16, 2016)
Was No-Hit in Fayetteville.....	vs #9 Georgia (May 3, 2009)
Swept a three-game conference series.....	vs. Auburn (April, 4-6, 2026)
Swept four or more conference series.....	#20 S. Car., Ole Miss, Miss. State, #25 Auburn, #20 UGA (2021)
Swept a three-game home conference series.....	vs. Auburn (April, 4-6, 2026)
Swept a three-game road conference series.....	at Mississippi State (March 31-April 2, 2023)
Swept a non-conference doubleheader.....	vs Colorado State (April 18, 2025)
Run ruled an opponent.....	8-0 (5 inn.) at #13 Mississippi State (April 11, 2026)
Most consecutive run-rule wins in a season.....	7, 2025
Was run-ruled.....	L, 11-1 (5) at #1 Oklahoma (April 19, 2026)
Hit back-to-back home runs.....	Tianna Bell and Brinli Bain vs. Charlotte (Feb 27, 2026)
Hit five or more home runs in a game.....	7 vs. Lehigh (March 11, 2022)
Hit four or more home runs in a game.....	4 at #4 Alabama (March 14, 2026)
Hit three or more home runs in a game.....	3 vs. Auburn (April 6, 2026)
Homered in five or more consecutive games.....	12, (Feb. 20-March 8, 2026)
Had 10 hits in a game.....	10 vs. #3 Florida 6-2, (March 27, 2026)
Had 15 or more hits in a game.....	18 vs. Akron (Feb. 8, 2026)
Had 10 or more hits in 2 consecutive game.....	(2), vs. UConn (March 21-22, 2026)
Had 10 or more hits in 3 consecutive games.....	(3) vs CCU, Akron, Wichita St. (Feb. 7-13, 2026)
Had five or more doubles in a game.....	6 vs Northwestern (Feb. 20, 2026)
Had two or more triples in a game.....	2 vs. Lipscomb (Feb. 7, 2025)
Had 10 or more RBI in a game.....	10 at UCA (March 24, 2026)
Had 20 or more RBI in a game.....	21 vs. Lipscomb (Feb. 7, 2025)
No-hit the opposition, 5 innings.....	vs. ULM (Feb. 16, 2025)
No-hit the opposition, 6 innings.....	vs. Illinois State (Feb. 24, 2024)
No-hit the opposition, 7 innings.....	vs. Northwestern (Feb. 20, 2026)
Recorded 10 or more walks.....	10 vs. Colorado State (April 18, 2025)
Left 10 or more runners on base.....	13 at #13 Mississippi State (April 12, 2026)
Allowed 10 or more hits.....	13 vs. #10 LSU (May 3, 2025)
Allowed 10 or more runs.....	13 vs. #10 LSU (May 3, 2025)
Allowed 10 or more earned runs.....	14 vs. Oregon (May 21, 2023)
Allowed 10 or more RBI.....	11 vs. #10 LSU (May 3, 2025)
Allowed five or more doubles.....	5 vs LSU (April 29, 2016)
Allowed three or more home runs.....	6 vs. #1 Oklahoma (May 9, 2025)

OPPONENT-TEAM

Scored 10 or more runs in a game.....	11 at #1 Oklahoma, 11-1 (5) (April 19, 2026)
Scored 15 or more runs in a game.....	15 vs. Mississippi State (March 24, 2024)
Had 10 or more hits in a game.....	12 vs.#12 Georgia, 7-2 (March 6, 2025)
Had 15-19 hits in a game.....	15 vs. Florida (March 28, 2026)
Shut out Arkansas (7-inning game).....	1-0 at Mississippi State (April 10, 2026)
Shut out Arkansas (5-inning game).....	L, 8-0 at #18 Florida (April 6, 2019)
Shut out Arkansas (extra-inning).....	L, 2-0 (10) vs Liberty (March 16, 2021)
Shut out Arkansas in consecutive games.....	L, 3-0/8-0 at #8 Florida (April 6, 2019)
Shut out Arkansas in Fayetteville.....	7-0 vs. #1 Oklahoma (March. 15, 2025)
Conference opponent S/O Arkansas in Fayetteville.....	7-0 vs. #1 Oklahoma (March. 15, 2025)
Conference opponent S/O Arkansas on the road.....	1-0 vs. #7 LSU (April 28, 2024)
Won a non-conference series against Arkansas.....	
Won a conference series in Fayetteville.....	vs. #1 Oklahoma (March. 15, 2025)
Swept a three-game non-conference series against Arkansas.....	vs. #1 Oklahoma (March 14-16 2025)
Swept a three-game non-conference series in Fayetteville.....	Texas (March 14-16, 2015)
Swept a three game conference series in Fayetteville.....	vs #1 Oklahoma (March 15-18, 2025)
Swept a three-game conference road series against Arkansas.....	at #8 Florida (April 5-7, 2019)

ARKANSAS-INDIVIDUAL

Hit a grand slam.....	Kailey Wyckoff vs UConn (March 22, 2026)
Hit a walk-off grand slam.....	Bri Ellis at Georgia (May 7, 2025)
Hit a walk-off home run.....	Dakota Kennedy vs. Florida (March 30, 2026)
Hit two home runs in a game.....	2, Ella McDowell at UCA (March 24, 2026)
Hit three home runs in a game.....	Dakota Kennedy vs. Kansas (March 1, 2026)
Hit four home runs in a game.....	Danielle Gibson vs SIUE (Feb 23, 2019)
Homered in consecutive games in a conf. series.....	Tianna Bell Games 1 & 2, at #1 OU (April 17-18, 2026)
Homered in three or more consecutive games.....	(3) Kristina Foreman at the Rebel Kickoff vs. Weber State (twice) and Southern Utah (Feb. 10-11, 2023)
Hit an inside the park home run.....	KB Sides vs Illinois (Feb. 18, 2022)
Hit for the home run cycle.....	Danielle Gibson vs SIUE (Feb 23, 2019)
Had two hits in an inning.....	Tianna Bell at #13 Mississippi State (April 11, 2026)
Had five hits in a game.....	5, Danielle Gibson at South Carolina (March 13, 2021)
Had four hits in a game.....	4, Atalyia Rijo vs. #23 Oklahoma State (May 18, 2025)
Had two doubles in a game.....	2, Brinli Bain vs. Boise State (Feb. 27, 2026)
Had three doubles in a game.....	3, KB Sides vs. Florida (April 22, 2022)
Had four or more RBI in a game.....	4, Tianna Bell vs. UConn (March 21, 2026)
Had six or more RBI in a game.....	7, Dakota Kennedy at #4 Alabama (March 14, 2026)
Had 10 or more RBI in a game.....	(10) Danielle Gibson vs SIUE (Feb 23, 2019)
Walked three or more times in a game.....	(3) Ella McDowell at #13 Miss. State (April 12, 2026)
Had a RBI in multiple at-bats in the same inning.....	Dakota Kennedy vs. Akron (Feb. 7, 2026)
Stole three bases in a game.....	(3) Reagan Johnson vs. UConn (March 22, 2026)
Pitched a complete game shutout.....	Payton Burnham, 7.0 IP, vs. Missouri (April 24, 2026)
Pitched a 5 inn. complete game shutout.....	Payton Burnham at #13 Miss. State (April 11, 2026)
Had 10 or more strikeouts in a game.....	(10) Robyn Herron vs. #12 Georgia (March 8, 2026)
Gave up 10 or more hits in a game.....	11, Hannah Camenzind vs. #3 Georgia (March 31, 2024)
Gave up three or more home runs in a game.....	(4) Payton Burnham vs. #1 Oklahoma (May 9, 2025)
Struck out the side to open the game.....	Robyn Herron vs. #18 Clemson (Feb. 13, 2026)
Threw a perfect game.....	Reis Beuerlein vs. Colorado State (April 18, 2024)
Threw a 7-inning no hitter.....	Robyn Herron vs. Northwestern (Feb. 20, 2026)
Threw a 5-inning no hitter.....	Payton Burnham vs. Saint Louis (May 16, 2025)

HOGS RECORD WHEN...

2026 BY GAME	Overall	SEC
	38-8	12-7
Home	23-2	8-2
Away	9-5	4-5
Neutral	6-1	0-0
Day Games (< 5 pm.)	26-4	7-3
Night Games (> 5 pm.)	12-4	5-4
Ranked Opponents	10-7	8-7
Unranked Opponents	28-1	4-0

BY OPPOSING STARTER		
Left-handed	8-3	3-2
Right-handed	30-5	9-5

BY ARKANSAS STARTER		
5+ inn.	17-0	8-0
Less than 5 inn.	21-8	4-7

BY SCORING/MARGIN		
Scoring first	31-3	10-3
Opp. scores first	7-5	2-4
One-run games	3-2	2-2
Two-run games	2-1	1-0
Three+ run games	33-5	9-5
Shutouts	12-1	5-1
Extra innings	0-0	0-0
0-2 runs	0-6	0-5
3-5 runs	5-0	4-0
6-9 runs	14-2	5-2
10+ runs	19-0	3-0
Out-hit opp.	33-0	9-0
Out-hit by opp.	3-5	2-4
Equal hits	2-1	1-1
Hitting a HR	31-3	10-3
Going homerless	7-4	2-3
Allowing a HR	14-5	4-4
Not allowing a HR	24-2	8-2
Errorless	26-5	7-4
Error committed	9-2	3-2
2+ Errors	3-1	2-1
Opponent Errorless	20-5	8-5
Opponents 1+ Errors	18-2	4-1

BY MONTH/DAY/GAME		
February	18-1	0-0
March	12-4	5-4
April	8-3	7-3
May	0-0	0-0
Monday	2-0	1-0
Tuesday	2-0	0-0
Wednesday	1-0	0-0
Thursday	1-0	0-0
Friday	5-4	2-4
Saturday	10-1	5-1
Sunday	7-2	4-2
Game 1	4-4	3-4
Game 2	6-1	5-1
Game 3	5-2	4-2
Game 4	0-0	0-0

BY TIME ZONE		
Central	34-7	12-7
Eastern	4-1	0-0
Mountain	0-0	0-0
Pacific	0-0	0-0

BY UNIFORM		
White	19-3	6-2
Cardinal	9-3	1-3
Grey	9-1	3-1

LEADING AFTER						
Inn.	1	2	3	4	5	6
	21-1	29-1	35-1	32-0	24-0	18-0

TRAILING AFTER						
Inn.	1	2	3	4	5	6
	4-3	2-5	1-5	1-5	1-7	1-7

TIED AFTER						
Inn.	1	2	3	4	5	6
	5-3	4-2	0-2	2-3	1-0	0-0

STAT LEADERS AND MISCELLANEOUS STATS

2026 MULTI-HIT GAMES

Player	2	3	4	5+	TOTAL
Kailey Wyckoff	10	1	-	-	11
Ramsey Walker	3	-	-	-	3
Atalyia Rijo	9	2	-	-	11
Dakota Kennedy	6	6	-	-	12
Brinli Bain	12	1	-	-	13
Reagan Johnson	9	2	-	-	11
Ella McDowell	10	5	-	-	15
Kennedy Miller	2	1	-	-	3
Karlie Davison	9	1	-	-	10
Ashtyn Reichardt	1	-	-	-	1
Tianna Bell	9	7	-	-	16
TEAM	80	20	0	0	99

2026 MULTI-RBI GAMES

Player	2	3	4	5+	TOTAL
Kennedy Miller	5	-	-	1	6
Brinli Bain	5	3	1	-	9
Dakota Kennedy	6	4	-	2	12
Ella McDowell	6	2	2	1	11
Ashtyn Reichardt	-	-	1	-	1
Ramsey Walker	1	1	-	-	2
Atalyia Rijo	3	4	1	-	8
Kailey Wyckoff	2	3	1	1	6
Karlie Davison	6	4	1	-	11
Tianna Bell	9	3	3	-	14
Ava Carter	1	-	-	-	1
Kyler Del Duca	-	1	-	-	1
Reagan Johnson	1	1	-	-	2
TEAM	44	22	8	5	77

CAREER MULTI-HIT GAMES

Player	2	3	4	5+	TOTAL
Reagan Johnson	60	13	3	-	76
Dakota Kennedy	50	8	9	-	67
Kailey Wyckoff	39	14	-	-	53
Tianna Bell	35	12	-	-	47
Kennedy Miller	23	2	-	-	25
Karlie Davison	25	6	-	-	31
Atalyia Rijo	23	4	1	-	28
Ella McDowell	24	8	1	-	33
Brinli Bain	12	1	-	-	13
Ramsey Walker	3	-	-	-	3
Ashtyn Reichardt	1	-	-	-	1
Ava Carter	1	-	-	-	1
TEAM	298	64	14	0	384

SCORE BY INNINGS	1	2	3	4	5	6	7	EX	Total
Arkansas	70	59	70	65	58	37	16	-	375
Opponents	17	20	21	27	18	11	10	-	124

CAREER MULTI-RBI GAMES

Player	2	3	4	5+	TOTAL
Kailey Wyckoff	20	12	3	2	37
Tianna Bell	26	9	5	-	40
Dakota Kennedy	16	8	4	4	32
Karlie Davison	13	5	5	1	23
Kennedy Miller	15	8	-	1	24
Ella McDowell	16	3	3	6	24
Atalyia Rijo	10	5	4	1	20
Reagan Johnson	10	1	-	-	11
Ashtyn Reichardt	-	-	1	-	1
Brinli Bain	6	2	1	-	9
Jayden Ramos	1	1	-	-	2
Ramsey Walker	1	1	-	-	2
Cam Harrison	1	-	-	-	1
Kyler Del Duca	-	1	-	-	1
Ava Carter	1	1	-	-	2
TEAM	129	56	26	10	229

HITTING STREAKS

Player	Long	Current	Career
Reagan Johnson	6	-	10
Kennedy Miller	2	6	6
Atalyia Rijo	5	2	7
Cam Harrison	1	-	2
Karlie Davison	7	3	7
Brinli Bain	7	-	7
Jayden Ramos	1	-	3
Ava Carter	1	-	3
Ramsey Walker	5	1	4
Tianna Bell	9	1	16
Kailey Wyckoff	10	4	14
Ella McDowell	6	4	7
Ashtyn Reichardt	2	2	2
Kyler Del Duca	2	-	2
Dakota Kennedy	5	-	13

REACHED-BASE STREAKS

Player	Long	Current	Career
Reagan Johnson	10	-	15
Kennedy Miller	3	14	14
Atalyia Rijo	12	3	12
Cam Harrison	3	1	5
Kasey Wood	-	-	1
Ramsey Walker	5	1	1
Ava Carter	1	-	4
Karlie Davison	13	3	10
Jayden Ramos	3	-	3
Brinli Bain	24	10	24
Kailey Wyckoff	10	7	24
Tianna Bell	13	1	16
Ashtyn Reichardt	3	1	3
Ella McDowell	8	8	15
Kyler Del Duca	2	1	2
Dakota Kennedy	8	-	27

CAREER HOME RUNS

Karlie Davison

No.	Opponent	Date	RBI
26 (7)	at Tulsa	4/22/26	3
25 (6)	Florida	3/29/26	3
24 (5)	Kansas	3/1/26	3
23 (4)	Boise State	2/27/26	2
22 (3)	Northwestern	2/21/26	1
21 (2)	Northwestern	2/21/26	2
20 (1)	vs. Wichita State	2/13/26	1
19 (5)	Ole Miss	5/23/25	1
18 (4)	Oklahoma State	5/20/25	3
17 (3)	South Carolina	4/13/25	1
16 (2)	Kentucky	3/28/25	1
15 (1)	at Tennessee	3/23/25	2
14 (3)	vs. UCLA	5/11/24	1
13 (2)	Oregon	3/17/24	1
12 (1)	at San Diego State	3/6/24	2
11 (1)	Ole Miss	5/21/23	2
10 (10)	Southern Illinois	5/19/23	3
9 (9)	vs. UCLA	5/13/23	1
8 (8)	vs. Cal	5/11/23	1
7 (7)	at Oregon*	5/6/23	2
6 (6)	at Oregon*	5/6/23	2
5 (5)	at Oregon	5/5/23	1
4 (4)	at Arizona	3/17/23	1
3 (3)	vs. Oklahoma	2/25/23	1
2 (2)	at UC-San Diego	2/11/23	2
1 (1)	vs. Northern Colorado	2/11/23	3

Ella McDowell

No.	Opponent	Date	RBI
17 (11)	at Oklahoma	4/17/26	1
16 (10)	at Central Arkansas*	3/24/26	1
16 (9)	at Central Arkansas*	3/24/26	1
15 (8)	at Alabama	3/15/26	1
14 (7)	at Missouri State	3/9/26	4
13 (6)	Georgia	3/8/26	4
12 (5)	Georgia	3/6/26	2
11 (4)	Northwestern	2/22/26	2
10 (3)	vs. Texas State	2/15/26	3
9 (2)	vs. No. 18 Clemson	2/13/26	3
8 (1)	vs. Virginia	2/6/26	2
7 (7)	at Texas A&M	4/25/25	3
6 (6)	at Florida	4/5/25	2
5 (5)	Kentucky	3/30/25	1
4 (4)	Missouri State	3/2/25	2
3 (3)	Iowa	3/1/25	1
2 (2)	vs. Southern Miss	2/15/25	1
1 (1)	at Texas State	2/6/25	1

Jayden Ramos

No.	Opponent	Date	RBI
1 (1)	Illinois	3/1/25	3

Ataylia Rijo

No.	Opponent	Date	RBI
18 (7)	Auburn	4/6/26	1
17 (6)	Auburn	4/5/26	1
16 (5)	Florida	3/28/26	1
15 (4)	at Alabama	3/14/26	1
14 (3)	Northwestern	2/22/26	3
13 (2)	vs. Wichita State	2/13/26	3
12 (1)	vs. Akron	2/8/26	1
11 (6)	Oklahoma State	5/17/25	1
10 (5)	South Carolina	4/13/25	2
9 (4)	Central Arkansas	3/18/25	1
8 (3)	Missouri State	3/2/25	4
7 (2)	vs. Cal State Fullerton	2/20/25	2
6 (1)	vs. ULM	2/14/25	1
5 (5)	at Missouri	5/7/23	4
4 (4)	at WKU	4/24/23	1
3 (3)	at Kentucky	4/22/23	3
2 (2)	Texas A&M Corpus Christi	3/3/23	1
1 (1)	vs. Baylor	2/12/23	1

Kennedy Miller

No.	Opponent	Date	RBI
14 (2)	at Mississippi State	4/12/26	1
13 (1)	vs. Akron	2/8/26	4
12 (4)	LSU	5/1/25	3
11 (3)	Colorado State	4/18/25	3

10 (2)	vs. LMU	2/21/25	1
9 (1)	at Louisiana Tech	2/14/25	1
8 (8)	Ole Miss	5/4/24	1
7 (7)	at Central Arkansas	4/30/24	2
6 (6)	at Auburn*	3/16/24	1
5 (5)	at Auburn*	3/16/24	2
4 (4)	UNI	3/10/24	2
3 (3)	South Dakota State	3/2/24	3
2 (2)	Florida Atlantic*	3/1/24	1
1 (1)	Florida Atlantic*	3/1/24	2

Kailey Wyckoff

No.	Opponent	Date	RBI
29 (5)	at Mississippi State	4/12/26	1
28 (4)	Auburn	4/5/26	1
27 (3)	Auburn	4/4/26	1
26 (3)	UConn	3/22/26	4
25 (2)	Omaha*	2/28/26	1
24 (1)	Omaha*	2/28/26	2
23 (7)	Ole Miss	5/23/25	3
22 (6)	Oklahoma	5/9/25	3
21 (5)	LSU	5/1/25	2
20 (4)	Central Arkansas	3/18/25	1
19 (3)	Iowa	2/28/25	2
18 (2)	vs. Rutgers	2/20/25	1
17 (1)	at Texas State	2/6/25	1
16 (7)	vs. Iowa State*	5/8/24	1
15 (6)	vs. Iowa State*	5/8/24	3
14 (5)	Kansas	4/12/24	1
13 (4)	UCF	3/30/24	3
12 (3)	Oklahoma	3/16/24	1
11 (2)	New Mexico	3/12/24	3
10 (1)	at BYU	3/9/24	1
9 (9)	Baylor	4/15/23	1
8 (8)	Iowa State	4/2/23	1
7 (7)	Iowa State	4/1/23	2
6 (6)	vs. Rider	3/17/23	2
5 (5)	Manhattan	3/10/23	2
4 (4)	vs. Santa Clara	2/19/23	1
3 (3)	at UTEP*	2/18/23	2
2 (2)	at UTEP*	2/18/23	1
1 (1)	at UTEP	2/17/23	1

Dakota Kennedy

No.	Opponent	Date	RBI
42 (14)	at Mississippi State	4/11/26	3
41 (13)	Auburn	4/6/26	1
40 (12)	Florida	3/29/26	3
39 (11)	at Central Arkansas	3/24/26	2
38 (10)	UConn	3/20/26	1
37 (9)	at Alabama*	3/14/26	4
36 (8)	at Alabama*	3/14/26	1
35 (7)	Kansas*	3/1/26	1
34 (6)	Kansas*	3/1/26	2
33 (5)	Kansas*	3/1/26	1
32 (4)	Charlotte	2/28/26	3
31 (3)	Omaha	2/26/26	1
30 (2)	Northwestern	2/21/26	1
29 (1)	vs. Akron	2/8/26	1
28 (5)	at Houston	5/2/25	4
27 (4)	Texas Tech	4/19/25	1
26 (3)	Utah State	3/10/25	1
25 (2)	UCF	3/9/25	1
24 (1)	Western Michigan	2/7/25	2
23 (13)	vs. Villanova*	5/19/24	1
22 (12)	vs. Villanova*	5/19/24	2
21 (11)	vs. Villanova	5/17/24	2
20 (10)	Grand Canyon*	4/30/24	1
19 (9)	Grand Canyon*	4/30/24	1
18 (8)	at UCLA	4/27/24	3
17 (7)	Arizona State	4/20/24	1
16 (6)	at New Mexico State	4/9/24	3
15 (5)	at New Mexico State*	4/9/24	2
14 (4)	at New Mexico State*	4/9/24	2
13 (3)	Stanford	3/29/24	1
12 (2)	Northern Colorado*	2/11/24	1
11 (1)	Northern Colorado*	2/11/24	1
10 (10)	Cal	5/7/23	3
9 (9)	Oregon State	4/30/23	1
8 (8)	Oregon State	4/29/23	2
7 (7)	UCLA*	4/16/23	2

6 (6)	UCLA*	4/16/23	1
5 (5)	at Stanford	4/8/23	1
4 (4)	San Diego	4/1/23	4
3 (3)	Utah	3/29/23	4
2 (2)	Utah	3/17/23	1
1 (1)	Weber State	3/3/23	1

Tianna Bell

No.	Opponent	Date	RBI
46 (14)	at Oklahoma	4/18/26	2
45 (13)	at Oklahoma	4/17/26	2
44 (12)	Auburn	4/6/26	1
43 (11)	Auburn	4/5/26	2
42 (10)	UConn	3/20/26	2
41 (9)	at Missouri State	3/9/26	2
40 (8)	Georgia	3/8/26	1
39 (7)	Georgia	3/7/26	4
38 (6)	Charlotte	2/27/26	4
37 (5)	Omaha	2/26/26	1
36 (4)	at Texas State*	2/15/16	1
35 (3)	at Texas State*	2/15/16	1
34 (2)	vs. BYU	2/14/26	3
33 (1)	vs. No. 18 Clemson	2/13/26	2
32 (15)	at Syracuse	5/2/25	3
31 (14)	at Syracuse	5/2/25	1
30 (13)	at Stanford	4/19/25	2
29 (12)	Florida State	4/12/25	1
28 (11)	Pacific	4/9/25	1
27 (10)	at Clemson	3/29/25	1
26 (9)	at Clemson	3/29/25	1
25 (8)	Georgia Tech	3/14/25	2
24 (7)	Georgia Tech	3/14/25	2
23 (6)	Boston College	3/9/25	1
22 (5)	Boston College	3/8/25	2
21 (4)	Boston College	3/7/25	1
20 (3)	CSU Bakersfield	3/1/25	2
19 (2)	vs. Southern Utah	2/28/25	1
18 (1)	vs. Washington	2/21/25	1
17 (12)	Oregon State	5/4/24	1
16 (11)	at Arizona State	4/26/24	3
15 (10)	Washington	4/21/24	1
14 (9)	Washington	4/19/24	2
13 (8)	Arizona	3/23/24	2
12 (7)	at Oregon	3/8/24	1
11 (6)	Boise State	3/3/24	1
10 (5)	Boise State	3/3/24	1
9 (4)	vs. Georgia	3/2/24	1
8 (3)	vs. Seattle	2/24/24	1
7 (2)	vs. Illinois	2/23/24	2
6 (1)	vs. Illinois State	2/17/24	1
5 (5)	Utah	4/1/23	1
4 (4)	vs. Iowa	2/25/23	2
3 (3)	vs. San Diego*	2/11/23	3
2 (2)	vs. San Diego*	2/11/23	2
1 (1)	vs. San Diego	2/10/23	2

Ramsey Walker

No.	Opponent	Date	RBI
2 (2)	Omaha	2/26/26	1
1 (1)	at Coastal Carolina	2/7/26	3

Ashtyn Reichardt

No.	Opponent	Date	RBI
1 (1)	vs. Akron	2/8/26	3

Brinli Bain

No.	Opponent	Date	RBI
3 (3)	Florida	3/28/26	1
2 (2)	at Alabama	3/14/26	1
1 (1)	Omaha	2/26/26	1

* - Denotes Multi-HR game

ARKANSAS SEASON STATS

2026 Arkansas Softball Stats Overall Statistics for Arkansas (as of Apr 24, 2026) (All games Sorted by Batting avg)

Record: 38-8 Home: 23-2 Away: 9-5 Neutral: 6-1 SEC: 12-7

Player	avg	gp-gs	ab	r	h	2b	3b	hr	rbi	tb	slg%	bb	hp	so	gdp	ob%	sf	sh	sb-att	po	a	e	fld%	
20 Tianna Bell	.387	46-46	142	35	55	7	0	14	51	104	.732	17	3	14	2	.463	0	0	0-0	268	2	0	1.000	
46 Kailey Wyckoff	.383	46-46	120	32	46	10	1	6	34	76	.633	17	7	17	0	.476	3	1	0-0	34	0	0	1.000	
1 Brinli Bain	.381	46-45	118	37	45	15	0	3	31	69	.585	38	1	15	1	.535	0	0	0-0	95	9	0	1.000	
6 Ella McDowell	.374	46-46	139	54	52	8	0	11	47	93	.669	21	3	10	0	.463	1	0	0-0	29	71	3	.971	
14 Karlie Davison	.368	46-46	106	24	39	6	1	7	36	68	.642	12	7	11	1	.457	2	2	2-3	62	71	6	.957	
22 Dakota Kennedy	.365	42-42	126	46	46	10	1	14	43	100	.794	21	3	16	0	.461	2	0	7-7	46	1	2	.959	
26 Atalyia Rijo	.349	46-46	109	30	38	10	0	7	37	69	.633	22	6	18	2	.475	2	0	1-1	49	84	5	.964	
23 Reagan Johnson	.329	46-46	140	48	46	4	1	0	12	52	.371	25	0	26	0	.430	0	4	18-18	63	1	0	1.000	
17 Kennedy Miller	.312	35-32	77	14	24	4	0	2	23	34	.442	6	4	4	1	.378	3	2	0-1	171	13	3	.984	

16 Ramsey Walker	.357	35-10	42	17	15	4	0	2	11	25	.595	0	0	3	1	.357	0	0	0-0	6	0	0	1.000	
5 Ashtyn Reichardt	.357	14-1	14	4	5	0	0	1	5	8	.571	3	0	3	1	.471	0	0	0-0	0	0	0	.000	
25 Cam Harrison	.286	24-12	21	3	6	1	0	0	8	7	.333	9	0	4	0	.484	1	0	0-0	0	2	0	1.000	
8 Kyle Del Duca	.286	35-1	7	10	2	1	0	0	3	3	.429	2	0	2	0	.444	0	0	0-0	5	2	0	1.000	
21 Ava Carter	.167	11-0	6	5	1	0	0	0	2	1	.167	0	0	0	0	.167	0	0	1-1	0	0	0	.000	
34 Jayden Ramos	.143	11-0	7	0	1	0	0	0	0	1	.143	4	0	5	0	.455	0	0	0-0	0	0	0	.000	
12 Payton Burnham	.000	20-13	3	0	0	0	0	0	0	0	.000	0	0	2	0	.000	0	0	0-0	1	11	0	1.000	
13 Kasey Wood	.000	32-0	2	13	0	0	0	0	0	0	.000	0	0	1	0	.000	0	0	2-2	4	0	0	1.000	
4 Reis Beuerlein	.000	6-1	0	0	0	0	0	0	0	0	.000	0	0	0	0	.000	0	0	0-0	0	5	0	1.000	
99 Lexi King	.000	4-0	0	0	0	0	0	0	0	0	.000	0	0	0	0	.000	0	0	0-0	0	1	0	1.000	
45 Jayden Wells	.000	6-0	0	3	0	0	0	0	0	0	.000	0	0	0	0	.000	0	0	0-0	0	0	0	.000	
15 LillieFaye McWhort	.000	7-3	0	0	0	0	0	0	0	0	.000	0	0	0	0	.000	0	0	0-0	0	2	0	1.000	
32 Saylor Timmerman	.000	20-8	0	0	0	0	0	0	0	0	.000	0	0	0	0	.000	0	0	0-0	1	6	3	.700	
11 Robyn Herron	.000	23-16	0	0	0	0	0	0	0	0	.000	0	0	0	0	.000	0	0	0-0	0	6	0	1.000	
Totals	.357	46	1179	375	421	80	4	67	343	710	.602	197	34	151	9	.458	14	9	31-33	834	287	22	.981	
Opponents	.214	46	1031	124	221	42	1	32	115	361	.350	110	21	277	25	.302	3	7	7-10	779	289	38	.966	

(All games Sorted by Earned run avg)

Player	era	w-l	app	gs	cg	sho	sv	ip	h	r	er	bb	so	2b	3b	hr	b/avg	wp	hp	bk	sfa	sha
12 Payton Burnham	1.88	11-3	19	13	5	4/2	3	74.1	57	20	20	18	47	11	1	7	.211	1	6	0	1	1
11 Robyn Herron	2.03	13-4	23	16	6	4/0	4	86.1	55	33	25	34	139	12	0	11	.175	3	5	0	0	2
32 Saylor Timmerman	2.98	8-1	20	8	1	1/0	0	56.1	52	35	24	34	39	10	0	4	.237	12	6	0	1	3
15 LillieFaye McWhort	3.50	2-0	7	3	0	0/2	0	14.0	13	8	7	11	12	2	0	2	.260	1	0	0	0	0
4 Reis Beuerlein	3.57	1-0	6	1	0	0/0	0	15.2	19	10	8	0	11	5	0	3	.302	0	0	0	1	1
25 Cam Harrison	3.80	3-0	10	5	1	0/1	1	27.2	19	15	15	12	29	2	0	3	.190	4	4	0	0	0
99 Lexi King	5.73	0-0	4	0	0	0/1	0	3.2	6	3	3	1	0	0	0	2	.400	0	0	0	0	0
Totals	2.57	38-8	46	46	13	12/3	8	278.0	221	124	102	110	277	42	1	32	.214	21	21	0	3	7
Opponents	8.49	8-38	46	46	8	1/0	2	259.2	421	375	315	197	151	80	4	67	.357	31	34	0	14	9

ARKANSAS SEC ONLY SEASON STATS

**2026 Arkansas Softball Stats
Conference statistics for Arkansas (as of Apr 24, 2026)
(SEC games only Sorted by Batting avg)**

Record: 12-7 Home: 8-2 Away: 4-5 SEC: 12-7

Player	avg	gp-gs	ab	r	h	2b	3b	hr	rbi	tb	slg%	bb	hp	so	gdp	ob%	sf	sh	sb-att	po	a	e	fld%		
22 Dakota Kennedy	.396	16-16	48	13	19	4	0	5	18	38	.792	10	0	8	0	.500	0	0	0-0	27	1	0	1.000		
6 Ella McDowell	.368	19-19	57	20	21	2	0	4	15	35	.614	9	2	7	0	.471	0	0	0-0	12	25	1	.974		
17 Kennedy Miller	.293	17-16	41	3	12	1	0	1	7	16	.390	3	2	4	1	.362	1	2	0-1	87	10	2	.980		
14 Karlie Davison	.283	19-19	46	7	13	0	0	1	9	16	.348	5	1	10	0	.358	1	2	0-0	29	38	5	.931		
20 Tianna Bell	.279	19-19	61	8	17	0	0	6	19	35	.574	5	1	10	2	.343	0	0	0-0	112	1	0	1.000		
26 Atalyia Rijo	.277	19-19	47	11	13	1	0	4	7	26	.553	9	3	11	1	.410	2	0	0-0	28	42	2	.972		
46 Kailey Wyckoff	.260	19-19	50	9	13	2	0	3	9	24	.480	6	4	13	0	.365	3	1	0-0	23	0	0	1.000		
1 Brinli Bain	.240	19-19	50	12	12	2	0	2	7	20	.400	18	1	6	0	.449	0	0	0-0	7	2	0	1.000		
23 Reagan Johnson	.226	19-19	62	11	14	0	0	0	4	14	.226	8	0	16	0	.314	0	1	3-3	32	0	0	1.000		

5 Ashtyn Reichardt	.333	2-1	3	0	1	0	0	0	0	1	.333	1	0	1	0	.500	0	0	0-0	0	0	0	.000		
25 Cam Harrison	.200	5-2	5	0	1	1	0	0	1	2	.400	1	0	2	0	.333	0	0	0-0	0	1	0	1.000		
16 Ramsey Walker	.111	13-3	9	2	1	1	0	0	0	2	.222	0	0	2	0	.111	0	0	0-0	3	0	0	1.000		
12 Payton Burnham	.000	10-6	1	0	0	0	0	0	0	0	.000	0	0	1	0	.000	0	0	0-0	0	7	0	1.000		
21 Ava Carter	.000	1-0	0	0	0	0	0	0	0	0	.000	0	0	0	0	.000	0	0	0-0	0	0	0	.000		
15 LillieFaye McWhort	.000	1-1	0	0	0	0	0	0	0	0	.000	0	0	0	0	.000	0	0	0-0	0	0	0	.000		
4 Reis Beuerlein	.000	3-0	0	0	0	0	0	0	0	0	.000	0	0	0	0	.000	0	0	0-0	0	3	0	1.000		
13 Kasey Wood	.000	11-0	0	2	0	0	0	0	0	0	.000	0	0	0	0	.000	0	0	1-1	2	0	0	1.000		
8 Kyler Del Duca	.000	14-1	0	2	0	0	0	0	0	0	.000	1	0	0	0	1.000	0	0	0-0	4	0	0	1.000		
32 Saylor Timmerman	.000	10-2	0	0	0	0	0	0	0	0	.000	0	0	0	0	.000	0	0	0-0	0	1	3	.250		
11 Robyn Herron	.000	13-9	0	0	0	0	0	0	0	0	.000	0	0	0	0	.000	0	0	0-0	0	2	0	1.000		
Totals	.285	19	480	100	137	14	0	26	96	229	.477	76	14	91	4	.393	7	6	4-5	366	133	13	.975		
Opponents	.232	19	456	74	106	23	0	18	69	183	.401	63	14	98	13	.342	2	5	7-8	359	128	7	.986		

(SEC games only Sorted by Earned run avg)

Player	era	w-l	app	gs	cg	sho	sv	ip	h	r	er	bb	so	2b	3b	hr	b/avg	wp	hp	bk	sfa	sha
12 Payton Burnham	2.17	5-2	10	6	3	3/0	2	42.0	27	13	13	14	22	6	0	5	.185	1	3	0	1	1
11 Robyn Herron	2.67	4-4	13	9	2	2/0	3	42.0	35	24	16	26	55	9	0	5	.219	3	3	0	0	2
32 Saylor Timmerman	3.71	3-1	10	2	0	0/0	0	28.1	27	21	15	20	16	4	0	3	.252	8	6	0	1	2
4 Reis Beuerlein	7.74	0-0	3	0	0	0/0	0	6.1	9	7	7	0	4	3	0	3	.346	0	0	0	0	0
25 Cam Harrison	18.00	0-0	2	1	0	0/0	0	2.1	5	6	6	1	0	0	0	1	.417	2	2	0	0	0
15 LillieFaye McWhort	21.00	0-0	1	1	0	0/0	0	1.0	3	3	3	2	1	1	0	1	.600	0	0	0	0	0
Totals	3.44	12-7	19	19	5	5/0	5	122.0	106	74	60	63	98	23	0	18	.232	14	14	0	2	5
Opponents	5.21	7-12	19	19	6	1/0	2	119.2	137	100	89	76	91	14	0	26	.285	11	14	0	7	6

RESULTS

DATE	OPPONENT	RESULT	SCORE	OVERALL	CONFERENCE	PITCHER OF RECORD	ATTENDANCE	TIME
Feb. 6, 2026	vs Virginia	W	17-1 (5)	1-0-0	0-0-0	Herron (W, 1-0)	438	1:28
Feb 6, 2026	vs Akron	W	9-1 (6)	2-0-0	0-0-0	Timmerman (W, 1-0)	430	1:42
Feb 7, 2026	vs Virginia	L	2-4	2-1-0	0-0-0	Burnham (L, 0-1)	370	1:55
Feb 7, 2026	at Coastal Carolina	W	11-1 (5)	3-1-0	0-0-0	Herron (W, 1-0)	495	1:55
Feb 8, 2026	vs Akron	W	21-3 (5)	4-1-0	0-0-0	Burnham (W, 1-1)	303	1:55
Feb 13, 2026	vs Wichita State	W	10-2 (5)	5-1-0	0-0-0	Harrison (W, 1-0)	0	1:51
Feb 13, 2026	vs No. 18 Clemson	W	12-0 (5)	6-1-0	0-0-0	Herron (W, 3-0)	0	1:30
Feb 14, 2026	vs. BYU	W	11-1 (5)	7-1-0	0-0-0	Herron (W, 4-0)	0	1:49
Feb 15, 2026	at Texas State	W	9-0 (6)	8-1-0	0-0-0	Burnham (W, 2-1)	1004	1:45
Feb 20, 2026	SEMO	W	6-0	9-1-0	0-0-0	Timmerman (W, 2-0)	2428	1:43
Feb 20, 2026	NORTHWESTERN	W	6-0	10-1-0	0-0-0	Herron (W, 5-0)	2428	1:52
Feb 21, 2026	NORTHWESTERN	W	7-0	11-1-0	0-0-0	Burnham (W, 3-1)	2592	1:45
Feb 21, 2026	SEMO	W	16-2 (5)	12-1-0	0-0-0	McWhorter (W, 1-0)	2592	1:36
Feb. 22, 2026	Northwestern	W	9-8	13-1-0	0-0-0	Herron (W, 6-0)	2389	2:41
Feb 26, 2026	OMAHA	W	10-2 (5)	14-1-0	0-0-0	Herron (W, 7-0)	2283	1:26
Feb 27, 2026	BOISE STATE	W	10-1 (5)	15-1-0	0-0-0	Harrison, (W, 2-0)	2416	1:38
Feb 27, 2026	CHARLOTTE	W	14-3 (5)	16-1-0	0-0-0	Burnham (W, 4-1)	2416	1:37
Feb 28, 2026	OMAHA	W	4-2	17-1-0	0-0-0	Timmerman (W, 3-0)	2636	1:50
Feb 28, 2026	CHARLOTTE	W	9-0 (5)	18-1-0	0-0-0	Harrison (W, 3-0)	2636	1:30
March 1, 2026	KANSAS	W	11-3 (5)	19-1-0	0-0-0	Herron (W, 8-0)	2405	1:34
*Mar 06, 2026	#12 GEORGIA	L	2-7	19-2-0	0-1-0	Herron (L, 8-1)	2402	2:16
*Mar 07, 2026	#12 GEORGIA	W	7-6	20-2-0	1-1-0	Burnham (W, 5-1)	3161	2:16
*Mar 08, 2026	#12 GEORGIA	W	6-0	21-2-0	2-1-0	Herron (W, 9-1)	2717	2:00
Mar 09, 2026	at Missouri State	W	12-0 (5)	22-2-0	2-1-0	Burnham (W, 6-1)	677	1:32
*Mar 13, 2026	at #4 Alabama	L	4-1	22-3-0	2-2-0	Herron (L, 9-2)	3201	1:54
*Mar 14, 2026	at #4 Alabama	W	14-9	23-3-0	3-2-0	Timmerman (W, 4-0)	3505	2:54
*Mar 15, 2026	at #4 Alabama	L	4-1	23-4-0	3-3-0	Burnham (L, 6-2)	3242	1:53
Mar 17, 2026	Central Arkansas	W	10-2 (5)	24-4-0	3-3-0	Beuerlein (W, 1-0)	2614	1:33
Mar 20, 2026	UConn	W	12-4 (6)	25-4-0	3-3-0	McWhorter (W, 2-0)	2530	2:17
Mar 21, 2026	UConn	W	10-2 (6)	26-4-0	3-3-0	Burnham (W, 7-2)	3088	1:23
Mar 22, 2026	UConn	W	9-4	27-4-0	3-3-0	Timmerman (W, 5-0)	2468	2:10
Mar 24, 2026	at Central Arkansas	W	11-2 (6)	28-4-0	3-3-0	Timmerman (W, 6-0)	1455	2:09
* Mar 27, 2026	#5 FLORIDA	W	6-2	29-4-0	4-3-0	Herron (W, 10-2)	2924	2:12
* Mar 28, 2026	#5 FLORIDA	L	12-6	29-5-0	4-4-0	Burnham (7-3)	3718	2:22
* Mar 29, 2026	#5 FLORIDA	W	6-4	30-5-0	5-4-0	Timmerman (W, 7-0)	2842	2:04
* Apr 04, 2026	AUBURN	W	10-0 (5)	31-5-0	6-4-0	Herron (W, 11-2)	2713	1:42
* Apr 05, 2026	AUBURN	W	4-0	32-5-0	7-4-0	Burnham (W, 8-3)	2620	1:42
* Apr 06, 2026	AUBURN	W	4-1	33-5-0	8-4-0	Timmerman (W, 8-0)	2566	2:05
* Apr 10, 2026	at #13 Mississippi State	L	0-1	33-6-0	8-5-0	Herron (L, 11-3)	837	1:49
* Apr 11, 2026	at #13 Mississippi State	W	8-0 (5)	34-6-0	9-5-0	Burnham (9-3)	1081	1:28
* Apr 12, 2026	at #13 Mississippi State	W	10-3	35-6-0	10-5-0	Herron (W, 12-3)	760	2:19
* Apr 17, 2026	at #1 Oklahoma	L	8-7	35-7-0	10-6-0	Timmerman (L, 8-1)	4468	2:36
* Apr 18, 2026	at #1 Oklahoma	W	3-2	36-7-0	11-6-0	Burnham (W, 10-3)	4526	1:56
* Apr 19, 2026	at #1 Oklahoma	L	1-11 (5)	36-8-0	11-7-0	Herron (L, 12-4)	4523	1:49
Apr 22, 2026	at Tulsa	W	7-2	37-8-0	11-7-0	Herron (W, 13-0)	544	2:17
*Apr 24, 2026	MISSOURI	W	4-0	38-8-0	12-7-0	Burnham (W, 11-3)	2982	1:53

* = Conference game

() extra inning or run-rule game

ARKANSAS GAME-BY-GAME TEAM STATS

BATTING

Date	Opponent	ab	r	h	rbi	2b	3b	hr	tb	bb	ibb	sb	cs	hbp	sac	sf	gdp	k	po	a	e	lob	avg
Feb 06	vs Virginia	30	17	14	15	3	0	1	22	6	0	0	0	1	0	0	1	3	15	3	0	5	.466
Feb 06	vs Akron	27	9	11	8	3	0	0	14	9	0	1	0	0	0	1	0	0	18	7	1	12	.456
Feb 07	vs Virginia	26	2	5	2	1	0	0	6	0	0	0	0	0	0	0	0	7	21	7	0	3	.373
Feb 07	at Coastal Carolina	27	11	11	8	2	0	1	16	2	0	1	0	0	0	0	0	5	15	4	1	3	.382
Feb 13	vs Wichita State	28	10	14	9	5	0	2	25	3	0	3	0	0	1	0	0	3	15	6	0	7	.427
Feb 13	vs Clemson	20	12	9	12	0	0	2	15	7	0	2	0	1	0	0	0	3	15	2	0	4	.429
Feb 14	vs BYU	23	11	10	10	1	0	1	14	6	0	1	0	1	0	1	0	0	15	8	0	8	.430
Feb 15	at Texas State	30	9	13	9	4	0	3	26	2	0	1	0	2	1	0	0	4	18	8	0	8	.430
Feb 20	SEMO	23	6	6	6	0	0	0	6	7	0	3	0	2	0	1	0	3	21	6	0	9	.416
Feb 20	NORTHWESTERN	28	6	8	5	6	0	0	14	3	0	0	0	0	0	0	0	6	21	5	0	7	.403
Feb 21	NORTHWESTERN	29	7	9	5	2	0	2	17	0	0	0	0	0	0	0	0	0	21	5	0	4	.395
Feb 21	SEMO	25	16	13	16	5	1	1	23	6	0	1	0	0	0	1	0	3	15	5	0	4	.404
Feb 22	NORTHWESTERN	28	9	11	6	3	0	2	20	3	0	0	0	2	1	0	1	2	21	5	0	7	.403
Feb 26	OMAHA	23	10	11	9	1	0	4	24	2	0	1	0	1	0	0	0	6	15	3	0	4	.407
Feb 27	BOISE STATE	23	10	11	10	2	1	1	18	3	0	1	0	0	0	1	0	0	15	6	0	3	.411
Feb 27	CHARLOTTE	20	14	9	13	1	0	1	13	8	0	0	1	0	0	0	1	0	15	6	1	2	.413
Feb 28	OMAHA	24	4	6	4	0	0	2	12	5	0	1	0	0	0	0	0	1	21	8	0	7	.405
Feb 28	CHARLOTTE	23	9	9	6	2	0	1	14	4	0	0	0	1	0	0	0	1	15	5	0	7	.404
Mar 01	KANSAS	22	11	11	10	2	0	4	25	4	0	0	0	0	0	0	0	0	15	3	0	2	.408
*Mar 06	GEORGIA	26	2	6	2	1	0	1	10	4	0	0	0	1	0	0	1	8	21	13	1	8	.400
*Mar 07	GEORGIA	23	7	7	7	1	0	1	11	10	0	0	1	2	0	1	0	3	21	9	0	11	.396
*Mar 08	GEORGIA	30	6	11	6	0	0	2	17	3	0	0	0	1	0	0	0	4	21	4	0	10	.394
Mar 09	at Missouri State	25	12	11	11	3	0	2	20	3	0	1	0	0	0	0	0	3	15	10	0	1	.396
*Mar 13	at Alabama	22	1	3	1	1	0	0	4	0	0	0	0	1	1	1	0	14	18	4	1	3	.387
*Mar 14	at Alabama	35	14	12	13	3	0	4	27	6	0	0	0	2	0	0	0	8	21	14	2	8	.385
*Mar 15	at Alabama	27	1	6	1	0	0	1	9	2	0	0	0	0	0	0	0	10	18	4	2	7	.379
Mar 17	UCA	18	10	8	8	0	0	0	8	6	0	0	0	1	1	1	1	0	15	7	1	5	.380
Mar 20	UCONN	29	12	14	11	3	1	2	25	3	0	1	0	1	0	0	1	0	18	3	0	5	.384
Mar 21	UCONN	28	10	12	10	3	1	0	17	4	0	1	0	2	0	0	0	4	18	8	0	8	.386
Mar 22	UCONN	24	9	6	8	2	0	1	11	9	1	4	0	1	0	0	0	1	21	5	3	7	.382
Mar 24	at UCA	31	11	13	10	6	0	3	28	6	0	1	0	0	0	0	0	2	18	9	0	8	.383
*Mar 27	FLORIDA	26	6	10	6	1	0	0	11	5	0	0	0	0	1	1	0	2	21	9	2	9	.383
*Mar 28	FLORIDA	26	6	6	6	1	0	2	13	5	0	0	0	1	0	0	1	3	21	12	1	5	.379
*Mar 29	FLORIDA	25	6	5	6	0	0	2	11	5	0	0	0	1	0	0	0	7	21	5	0	5	.374
*Apr 04	AUBURN	19	10	8	8	0	0	1	11	6	0	1	0	0	1	1	0	4	15	4	1	5	.375
*Apr 05	AUBURN	24	4	6	4	0	0	3	15	0	0	0	0	1	0	0	0	1	21	11	0	3	.372
*Apr 06	AUBURN	25	4	8	4	1	0	3	18	3	0	1	0	0	1	0	0	4	21	7	1	7	.370
*Apr 10	at Mississippi State	22	0	2	0	1	0	0	3	2	0	0	0	1	1	0	1	3	18	7	0	5	.364
*Apr 11	at Mississippi State	22	8	8	8	1	0	1	12	4	0	0	0	0	0	0	0	3	15	7	0	3	.364
*Apr 12	at Mississippi State	33	10	13	9	1	0	2	20	8	0	1	0	2	0	1	0	5	21	3	0	13	.365
*Apr 17	at Oklahoma	27	7	8	7	1	0	2	15	4	0	0	0	0	1	0	1	3	18	3	1	4	.363
*Apr 18	at Oklahoma	25	3	4	3	1	0	1	8	2	0	0	0	1	0	0	0	1	21	6	1	4	.359
*Apr 19	at Oklahoma	20	1	6	1	0	0	0	6	3	0	0	0	0	0	0	0	7	12	4	0	7	.358
Apr 22	at Tulsa	32	7	11	7	3	0	1	17	5	0	1	0	1	0	0	0	3	21	5	1	10	.357
*Apr 24	MISSOURI	23	4	8	4	0	0	0	8	4	0	0	0	0	0	2	0	1	21	7	0	7	.357
Totals		1179	375	421	343	80	4	67	710	197	1	31	2	34	9	14	9	151	834	287	22	279	.357

ARKANSAS GAME-BY-GAME TEAM STATS

PITCHING

Date	Opponent	ip	h	r	er	bb	so	2b	3b	hr	wp	bk	hbp	dp	ibb	score	w-l	sv	era
Feb 06	vs Virginia	5.0	3	1	1	1	6	1	0	1	1	0	0	0	0	17-1	1-0	0	1.40
Feb 06	vs Akron	6.0	2	1	0	2	5	0	0	0	0	0	1	1	0	9-1	2-0	1	0.64
Feb 07	vs Virginia	7.0	7	4	4	2	6	1	0	1	0	0	0	1	0	2-4	2-1	1	1.94
Feb 07	at Coastal Carolina	5.0	2	1	1	0	11	2	0	0	0	0	0	0	0	11-1	3-1	1	1.83
Feb 13	vs Wichita State	5.0	2	2	2	3	7	0	0	2	0	0	1	2	0	10-2	5-1	1	2.33
Feb 13	vs Clemson	5.0	1	0	0	2	11	0	0	0	0	0	0	0	0	12-0	6-1	1	2.03
Feb 14	vs BYU	5.0	4	1	1	2	5	2	0	0	1	0	0	0	0	11-1	7-1	1	1.95
Feb 15	at Texas State	6.0	6	0	0	1	3	0	0	0	0	0	0	0	0	9-0	8-1	1	1.71
Feb 20	SEMO	7.0	2	0	0	3	11	0	0	0	0	0	0	0	0	6-0	9-1	1	1.50
Feb 20	NORTHWESTERN	7.0	0	0	0	1	12	0	0	0	0	0	1	0	0	6-0	10-1	1	1.33
Feb 21	NORTHWESTERN	7.0	5	0	0	1	7	0	0	0	0	0	2	1	0	7-0	11-1	1	1.20
Feb 21	SEMO	5.0	3	2	2	5	3	0	0	0	0	0	0	2	0	16-2	12-1	1	1.31
Feb 22	NORTHWESTERN	7.0	11	8	7	5	9	2	0	2	0	0	0	0	0	9-8	13-1	1	1.79
Feb 26	OMAHA	5.0	2	2	2	1	11	0	0	2	0	0	0	0	0	10-2	14-1	1	1.85
Feb 27	BOISE STATE	5.0	1	1	1	1	7	0	0	1	1	0	0	0	0	10-1	15-1	1	1.83
Feb 27	CHARLOTTE	5.0	9	3	2	1	2	1	0	0	0	0	0	2	0	14-3	16-1	1	1.88
Feb 28	OMAHA	7.0	10	2	2	2	7	1	0	1	0	0	1	1	0	4-2	17-1	2	1.88
Feb 28	CHARLOTTE	5.0	2	0	0	0	1	0	0	0	0	0	0	1	0	9-0	18-1	2	1.80
Mar 01	KANSAS	5.0	4	3	3	3	7	3	0	0	1	0	0	0	0	11-3	19-1	2	1.90
*Mar 06	GEORGIA	7.0	12	7	6	5	3	1	0	2	3	0	0	2	0	2-7	19-2	2	2.14
*Mar 07	GEORGIA	7.0	10	6	6	0	1	1	0	2	0	0	1	1	0	7-6	20-2	3	2.35
*Mar 08	GEORGIA	7.0	3	0	0	3	10	1	0	0	1	0	1	1	0	6-0	21-2	3	2.23
Mar 09	at Missouri State	5.0	4	0	0	0	3	1	0	0	0	0	1	2	0	12-0	22-2	3	2.15
*Mar 13	at Alabama	6.0	4	4	3	5	6	1	0	0	1	0	1	0	2	1-4	22-3	3	2.21
*Mar 14	at Alabama	7.0	6	9	6	7	4	0	0	0	3	0	2	2	0	14-9	23-3	3	2.38
*Mar 15	at Alabama	6.0	6	4	4	4	3	1	0	1	1	0	0	0	0	1-4	23-4	3	2.47
Mar 20	UCONN	6.0	6	4	4	6	6	0	0	1	2	0	0	1	0	12-4	25-4	3	2.51
Mar 21	UCONN	6.0	3	2	2	0	5	1	0	1	0	0	0	0	0	10-2	26-4	3	2.51
Mar 22	UCONN	7.0	5	4	0	0	9	1	0	0	0	0	0	0	0	9-4	27-4	3	2.41
Mar 24	at UCA	6.0	6	2	2	2	3	1	1	0	1	0	0	1	0	11-2	28-4	4	2.41
*Mar 27	FLORIDA	7.0	3	2	1	3	9	1	0	0	0	0	0	1	0	6-2	29-4	5	2.36
*Mar 28	FLORIDA	7.0	15	12	8	5	5	6	0	4	1	0	0	1	0	6-12	29-5	5	2.55
*Mar 29	FLORIDA	7.0	6	4	4	5	6	1	0	1	1	0	0	1	0	6-4	30-5	5	2.60
*Apr 04	AUBURN	5.0	2	0	0	3	8	1	0	0	0	0	0	0	0	10-0	31-5	5	2.54
*Apr 05	AUBURN	7.0	2	0	0	4	5	0	0	0	0	0	2	3	0	4-0	32-5	5	2.46
*Apr 06	AUBURN	7.0	2	1	0	2	4	0	0	0	0	0	3	1	0	4-1	33-5	6	2.38
*Apr 10	at Mississippi State	6.0	5	1	0	3	7	2	0	0	0	0	1	0	0	0-1	33-6	6	2.32
*Apr 11	at Mississippi State	5.0	1	0	0	1	1	1	0	0	0	0	0	1	0	8-0	34-6	6	2.28
*Apr 12	at Mississippi State	7.0	4	3	3	3	6	1	0	1	0	0	0	2	0	10-3	35-6	7	2.30
*Apr 17	at Oklahoma	6.0	8	8	6	5	5	2	0	1	1	0	2	0	0	7-8	35-7	7	2.41
*Apr 18	at Oklahoma	7.0	4	2	2	0	5	0	0	2	0	0	0	1	0	3-2	36-7	8	2.40
*Apr 19	at Oklahoma	4.0	9	11	1	1	3	6	2	0	4	2	0	1	1	1-11	36-8	8	2.65
Apr 22	at Tulsa	7.0	4	2	2	0	13	1	0	1	0	0	0	0	0	7-2	37-8	8	2.63
*Apr 24	MISSOURI	7.0	4	0	0	2	4	0	0	0	0	0	0	0	0	4-0	38-8	8	2.57
Totals		278.0	221	124	102	110	277	42	1	32	21	0	21	33	2	375-124	38-8	8	2.57

HOME RUN TRACKER

#	DATE	PLAYER	OPPONENT	SITE	# OF RUNS	INNING	LINEUP SPOT	GAME RESULT
1	Feb. 6, 2026	Ella McDowell	vs. Virginia	Conway, S.C.	2	1	3	W, 17-1 (5)
2	Feb. 7, 2026	Ramsey Walker*	at Coastal Carolina	Conway, S.C.	3	5	9*	W, 11-1 (5)
3	Feb. 8, 2026	Kennedy Miller+	vs. Akron	Conway, S.C.	4	1	8	W, 21-3 (5)
4	Feb. 8, 2026	Dakota Kennedy	vs. Akron	Conway, S.C.	1	2	1	W, 21-3 (5)
5	Feb. 8, 2026	Ashtyn Reichardt!	vs. Akron	Conway, S.C.	3	5	6	W, 21-3 (5)
6	Feb. 8, 2026	Atalyia Rijo!	vs. Akron	Conway, S.C.	1	5	7	W, 21-3 (5)
7	Feb. 13, 2026	Atalyia Rijo!	vs. Wichita State	San Marcos, Texas	3	3	8	W, 10-2 (5)
8	Feb. 13, 2026	Karlie Davison!	vs. Wichita State	San Marcos, Texas	1	3	9	W, 10-2 (5)
9	Feb. 13, 2026	Ella McDowell	vs. No. 18 Clemson	San Marcos, Texas	3	1	3	W, 12-0 (5)
10	Feb. 13, 2026	Tianna Bell	vs. No. 18 Clemson	San Marcos, Texas	2	3	4	W, 12-0 (5)
11	Feb. 14, 2026	Tianna Bell^	vs. BYU	San Marcos, Texas	3	5	4	W, 11-1 (5)
12	Feb. 15, 2026	Tianna Bell	at Texas State	San Marcos, Texas	1	2	4	W, 9-0 (6)
13	Feb. 15, 2026	Ella McDowell	at Texas State	San Marcos, Texas	1	2	3	W, 9-0 (6)
14	Feb. 15, 2026	Tianna Bell	at Texas State	San Marcos, Texas	1	5	4	W, 9-0 (6)
15	Feb. 21, 2026	Karlie Davison!	Northwestern	Bogle Park	2	6	9	W, 7-0
16	Feb. 21, 2026	Dakota Kennedy!	Northwestern	Bogle Park	1	6	1	W, 7-0
17	Feb. 21, 2026	Karlie Davison	SEMO	Bogle Park	1	2	9	W, 16-2 (5)
18	Feb. 22, 2026	Ella McDowell	Northwestern	Bogle Park	2	2	3	W, 9-8
19	Feb. 22, 2026	Atalyia Rijo	Northwestern	Bogle Park	3	5	8	W, 9-8
20	Feb. 26, 2026	Dakota Kennedy	Omaha	Bogle Park	1	1	2	W, 10-2 (5)
21	Feb. 26, 2026	Tianna Bell!	Omaha	Bogle Park	1	1	4	W, 10-2 (5)
22	Feb. 26, 2026	Brinli Bain!	Omaha	Bogle Park	1	1	5	W, 10-2 (5)
23	Feb. 26, 2026	Ramsey Walker	Omaha	Bogle Park	1	2	9	W, 10-2 (5)
24	Feb. 27, 2026	Karlie Davison	Boise State	Bogle Park	2	5	9	W, 10-1 (5)
25	Feb. 27, 2026	Tianna Bell	Charlotte	Bogle Park	4	4	4	W, 14-2 (5)
26	Feb. 28, 2026	Kailey Wyckoff	Omaha	Bogle Park	2	4	7	W, 4-2
27	Feb. 28, 2026	Kailey Wyckoff	Omaha	Bogle Park	1	6	7	W, 4-2
28	Feb. 28, 2026	Dakota Kennedy	Charlotte	Bogle Park	3	2	2	W, 9-0 (5)
29	March 1, 2026	Dakota Kennedy	Kansas	Bogle Park	1	1	2	W, 11-3 (5)
30	March 1, 2026	Karlie Davison	Kansas	Bogle Park	3	1	7	W, 11-3 (5)
31	March 1, 2026	Dakota Kennedy	Kansas	Bogle Park	2	2	2	W, 11-3 (5)
32	March 1, 2026	Dakota Kennedy	Kansas	Bogle Park	2	4	2	W, 11-3 (5)
33	March 6, 2026	Ella McDowell	Georgia	Bogle Park	2	3	3	L, 7-2
34	March 7, 2026	Tianna Bell	Georgia	Bogle Park	4	1	4	W, 7-6
35	March 8, 2026	Ella McDowell	Georgia	Bogle Park	4	2	3	W, 6-0
36	March 8, 2026	Tianna Bell	Georgia	Bogle Park	1	6	4	W, 6-0
37	March 9, 2026	Tianna Bell	at Missouri State	Springfield, Mo.	2	2	4	W, 12-0 (5)
38	March 9, 2026	Ella McDowell	at Missouri State	Springfield, Mo.	4	3	3	W, 12-0 (5)
39	March 14, 2026	Dakota Kennedy	at Alabama	Tuscaloosa, Ala.	1	5	5	W, 14-9
40	March 14, 2026	Brinli Bain	at Alabama	Tuscaloosa, Ala.	1	6	2	W, 14-9
41	March 14, 2026	Atalyia Rijo	at Alabama	Tuscaloosa, Ala.	1	7	7	W, 14-9
42	March 14, 2026	Dakota Kennedy	at Alabama	Tuscaloosa, Ala.	4	7	5	W, 14-9
43	March 15, 2026	Ella McDowell	at Alabama	Tuscaloosa, Ala.	1	6	3	L, 4-1
44	March 20, 2026	Dakota Kennedy	UConn	Bogle Park	1	3	5	W, 12-4 (6)
45	March 20, 2026	Tianna Bell	UConn	Bogle Park	2	4	4	W, 12-4 (6)
46	March 22, 2026	Kailey Wyckoff	UConn	Bogle Park	4	6	6	W, 9-4
47	March 24, 2026	Ella McDowell	UCA	Conway, Ark.	1	3	3	W, 11-2 (6)
48	March 24, 2026	Dakota Kennedy	UCA	Conway, Ark.	2	4	4	W, 11-2 (6)
49	March 24, 2026	Ella McDowell	UCA	Conway, Ark.	1	6	3	W, 11-2 (6)
50	March 28, 2026	Brinli Bain	Florida	Bogle Park	1	1	2	L, 12-6
51	March 28, 2026	Atalyia Rijo	Florida	Bogle Park	1	6	7	L, 12-6
52	March 29, 2026	Karlie Davison	Florida	Bogle Park	3	5	9	W, 6-4
53	March 29, 2026	Dakota Kennedy \$	Florida	Bogle Park	3	7	4	W, 6-4
54	April 4, 2026	Kailey Wyckoff	Auburn	Bogle Park	3	4	7	W, 10-0 (5)
55	April 5, 2026	Atalyia Rijo	Auburn	Bogle Park	1	2	6	W, 4-0
56	April 5, 2026	Tianna Bell	Auburn	Bogle Park	2	4	5	W, 4-0
57	April 5, 2026	Kailey Wyckoff	Auburn	Bogle Park	1	4	7	W, 4-0
58	April 6, 2026	Dakota Kennedy	Auburn	Bogle Park	1	2	4	W, 4-1
59	April 6, 2026	Atalyia Rijo	Auburn	Bogle Park	1	2	6	W, 4-1
60	April 6, 2026	Tianna Bell	Auburn	Bogle Park	1	4	5	W, 4-1
61	April 11, 2026	Dakota Kennedy	at Mississippi State	Starkville, Miss.	3	5	4	W, 8-0 (5)
62	April 12, 2026	Kailey Wyckoff #!	at Mississippi State	Starkville, Miss.	1	5	7	W, 10-3
63	April 12, 2026	Kennedy Miller!	at Mississippi State	Starkville, Miss.	1	5	8	W, 10-3
64	April 17, 2026	Tianna Bell	at Oklahoma	Norman, Okla.	2	3	5	L, 8-7
65	April 17, 2026	Ella McDowell	at Oklahoma	Norman, Okla.	1	5	3	L, 8-7
66	April 17, 2026	Tianna Bell #	at Oklahoma	Norman, Okla.	2	6	4	W, 3-2
67	April 22, 2026	Karlie Davison	at Tulsa	Tulsa, Okla.	3	2	9	W, 7-2

! - back-to-back | * - pinch hitter | # - go ahead | \$ - walk off | + - grand slam | ^ - run-rule finishing

TEAM GAME HIGHS

2026 Arkansas Softball Stats Season Game Highs for Arkansas (as of Apr 19, 2026) (All games)

TEAM GAME HIGHS

Batting

At bats:	35	-	at Alabama (Mar 14, 2026)
Runs scored:	21	-	vs Akron (Feb 08, 2026 at Conway, S.C.)
Hits:	18	-	vs Akron (Feb 08, 2026 at Conway, S.C.)
RBIs:	19	-	vs Akron (Feb 08, 2026 at Conway, S.C.)
Doubles:	6	-	vs Northwestern (Feb 20, 2026)
	6	-	at UCA (Mar 24, 2026)
Triples:	1	-	(4 times)
Home runs:	4	-	(4 times)
Total bases:	33	-	vs Akron (Feb 08, 2026 at Conway, S.C.)
Walks:	10	-	vs Georgia (Mar 07, 2026)
Strikeouts:	14	-	at Alabama (Mar 13, 2026)
Sac hits:	1	-	(9 times)
Sac flies:	1	-	(12 times)
Stolen bases:	4	-	vs UConn (Mar 22, 2026)
Hit by pitch:	3	-	vs Akron (Feb 08, 2026 at Conway, S.C.)
Caught stealing:	1	-	vs Charlotte (Feb 27, 2026)
	1	-	vs Georgia (Mar 07, 2026)
	1	-	at Oklahoma (Apr 19, 2026)
Runners LOB:	13	-	at Mississippi State (Apr 12, 2026)
Hit into DP:	2	-	vs Northwestern (Feb 22, 2026)
	2	-	vs UCA (Mar 17, 2026)

Fielding

Putouts:	21	-	(18 times)
Assists:	14	-	at Alabama (Mar 14, 2026)
Errors:	3	-	vs UConn (Mar 22, 2026)
Passed balls:	2	-	vs UCA (Mar 17, 2026)
	2	-	vs UConn (Mar 20, 2026)
DPs turned:	3	-	vs Auburn (Apr 05, 2026)

Pitching

Innings pitched:	7.0	-	(18 times)
Runs allowed:	12	-	vs Florida (Mar 28, 2026)
Earned runs:	11	-	at Oklahoma (Apr 19, 2026)
Walks allowed:	7	-	at Alabama (Mar 14, 2026)
Strikeouts:	12	-	vs Northwestern (Feb 20, 2026)
Hits allowed:	15	-	vs Florida (Mar 28, 2026)
Doubles allowed:	6	-	vs Florida (Mar 28, 2026)
Triples allowed:	1	-	at UCA (Mar 24, 2026)
Homers allowed:	4	-	vs Florida (Mar 28, 2026)
	4	-	at Oklahoma (Apr 19, 2026)
Wild pitches:	3	-	vs Georgia (Mar 06, 2026)
	3	-	at Alabama (Mar 14, 2026)
Hit batters:	3	-	vs Auburn (Apr 06, 2026)

INDIVIDUAL GAME HIGHS

2026 Arkansas Softball Stats Season Game Highs for Arkansas (as of Apr 17, 2026) (All games)

INDIVIDUAL GAME HIGHS

Batting

At bats:	5	-	Tianna Bell vs Akron (Feb 08, 2026 at Conway, S.C.)
	5	-	Tianna Bell at Alabama (Mar 14, 2026)
	5	-	Kennedy Miller at Mississippi State (Apr 12, 2026)
Runs scored:	4	-	Brinli Bain at Alabama (Mar 14, 2026)
Hits:	3	-	(26 times)
RBIs:	7	-	Dakota Kennedy at Alabama (Mar 14, 2026)
Doubles:	2	-	(6 times)
Triples:	1	-	(4 times)
Home runs:	3	-	Dakota Kennedy vs Kansas (3/1/26)
Total bases:	12	-	Dakota Kennedy vs Kansas (3/1/26)
Walks:	3	-	Cam Harrison vs Akron (Feb 06, 2026 at Conway, S.C.)
	3	-	Ella McDowell at Mississippi State (Apr 12, 2026)
Strikeouts:	3	-	Reagan Johnson at Alabama (Mar 13, 2026)
	3	-	Kailey Wyckoff at Alabama (Mar 14, 2026)
Sac hits:	1	-	(9 times)
Sac flies:	1	-	(12 times)
Stolen bases:	3	-	Reagan Johnson vs UConn (Mar 22, 2026)
Hit by pitch:	1	-	(32 times)
Caught stealing:	1	-	Karlie Davison vs Charlotte (Feb 27, 2026)
	1	-	Kennedy Miller vs Georgia (Mar 07, 2026)
Runners LOB:	6	-	(4 times)

Fielding

Putouts:	11	-	Kennedy Miller vs Clemson (Feb 13, 2026 at San Marcos, Texas)
	11	-	Tianna Bell vs Florida (Mar 28, 2026)
Assists:	6	-	Atalyia Rijo vs Georgia (Mar 06, 2026)
	6	-	Karlie Davison at Alabama (Mar 14, 2026)
Errors:	2	-	Karlie Davison vs Florida (Mar 27, 2026)
Passed balls:	2	-	Kennedy Miller vs UCA (Mar 17, 2026)
	2	-	Brinli Bain vs UConn (Mar 20, 2026)

Pitching

Innings pitched:	7.0	-	(6 times)
Runs allowed:	7	-	Saylor Timmerman at Alabama (Mar 14, 2026)
Earned runs:	5	-	Robyn Herron vs Georgia (Mar 06, 2026)
Walks allowed:	6	-	Saylor Timmerman at Alabama (Mar 14, 2026)
Strikeouts:	12	-	Robyn Herron vs Northwestern (Feb 20, 2026)
Hits allowed:	7	-	Payton Burnham vs Charlotte (Feb 27, 2026)
	7	-	Saylor Timmerman vs Omaha (Feb 28, 2026)
Doubles allowed:	2	-	(8 times)
Triples allowed:	1	-	Payton Burnham at UCA (Mar 24, 2026)
Homers allowed:	2	-	(4 times)
Wild pitches:	2	-	Robyn Herron vs Georgia (Mar 06, 2026)
	2	-	Cam Harrison at Alabama (Mar 14, 2026)
Hit batters:	3	-	Saylor Timmerman vs Auburn (Apr 06, 2026)

GAME BY GAME STARTERS | BY POSITION

DATE	OPPONENT	SP	C	1B	2B	3B	SS	LF	CF	RF	DP
F6	vs. Virginia	Herron	Miller	Bell	Davison	McDowell	Rijo	Kennedy	Johnson	Wyckoff	Harrison
F6	vs. Akron	Timmerman	Bain	Bell	Davison	McDowell	Rijo	Kennedy	Johnson	Wyckoff	Harrison
F7	vs. Virginia	Burnham	Miller	Bell	Davison	McDowell	Rijo	Kennedy	Johnson	Wyckoff	Bain
F7	at Coastal Carolina	Herron	Bain	Bell	Davison	McDowell	Rijo	Kennedy	Johnson	Wyckoff	Harrison
F8	vs. Akron	Burnham	Bain	Bell	Davison	McDowell	Rijo	Kennedy	Johnson	Wyckoff	Miller
F13	vs. Wichita State	Harrison	Bain	Bell	Davison	McDowell	Rijo	Kennedy	Johnson	Wyckoff	Miller
F13	vs. No. 18 Clemson	Herron	Bain	Bell	Davison	McDowell	Rijo	Kennedy	Johnson	Wyckoff	Miller
F14	vs. BYU	Timmerman	Bain	Bell	Davison	McDowell	Rijo	Kennedy	Johnson	Wyckoff	Harrison
F15	at Texas State	Burnham	Miller	Bell	Davison	McDowell	Rijo	Kennedy	Johnson	Wyckoff	Bain
F20	SEMO	Timmerman	Miller	Bell	Davison	McDowell	Rijo	Kennedy	Johnson	Wyckoff	Bain
F20	Northwestern	Herron	Bain	Bell	Davison	McDowell	Rijo	Kennedy	Johnson	Wyckoff	Miller
F21	Northwestern	Burnham	Miller	Bell	Davison	McDowell	Rijo	Kennedy	Johnson	Wyckoff	Bain
F21	SEMO	McWhorter	Miller	Bell	Davison	McDowell	Rijo	Kennedy	Johnson	Walker	Wyckoff
F22	Northwestern	Herron	Miller	Bell	Davison	McDowell	Rijo	Kennedy	Johnson	Wyckoff	Bain
F26	Omaha	Herron	Bain	Bell	Davison	McDowell	Rijo	Kennedy	Johnson	Walker	Wyckoff
F27	Boise State	Harrison	Miller	Bell	Davison	McDowell	Rijo	Kennedy	Johnson	Wyckoff	Bain
F27	Charlotte	Burnham	Bain	Bell	Davison	McDowell	Rijo	Kennedy	Johnson	Walker	Wyckoff
F28	Omaha	Timmerman	Bain	Bell	Davison	McDowell	Rijo	Kennedy	Johnson	Walker	Wyckoff
F28	Charlotte	Herron	Miller	Bell	Davison	McDowell	Rijo	Kennedy	Johnson	Wyckoff	Bain
M1	Kansas	Herron	Bain	Bell	Davison	McDowell	Rijo	Kennedy	Johnson	Walker	Wyckoff
M6	Georgia	Herron	Bain	Bell	Davison	McDowell	Rijo	Kennedy	Johnson	Walker	Wyckoff
M7	Georgia	Harrison	Miller	Bell	Davison	McDowell	Rijo	Kennedy	Johnson	Wyckoff	Bain
M8	Georgia	Herron	Miller	Bell	Davison	McDowell	Rijo	Kennedy	Johnson	Wyckoff	Bain
M9	Missouri State	Burnham	Bain	Bell	Davison	McDowell	Rijo	Kennedy	Johnson	Walker	Wyckoff
M13	at No. 4 Alabama	Herron	Miller	Bell	Davison	McDowell	Rijo	Kennedy	Johnson	Wyckoff	Bain
M14	at No. 4 Alabama	Timmerman	Miller	Bell	Davison	McDowell	Rijo	Kennedy	Johnson	Wyckoff	Bain
M15	at No. 4 Alabama	Burnham	Bain	Bell	Davison	McDowell	Rijo	Kennedy	Johnson	Walker	Wyckoff
M17	Central Arkansas	Timmerman	Miller	Bell	Davison	McDowell	Rijo	Kennedy	Johnson	Wyckoff	Bain
M20	UConn	McWhorter	Bain	Bell	Davison	McDowell	Rijo	Kennedy	Johnson	Walker	Wyckoff
M21	UConn	Burnham	Miller	Bell	Davison	McDowell	Rijo	Kennedy	Johnson	Wyckoff	Bain
M22	UConn	Beuerlein	Miller	Bell	Davison	McDowell	Rijo	Kennedy	Johnson	Wyckoff	Bain
M24	at Central Arkansas	Timmerman	Miller	Bell	Davison	McDowell	Rijo	Kennedy	Johnson	Wyckoff	Bain
M27	No. 3/5 Florida	Herron	Miller	Bell	Davison	McDowell	Rijo	Kennedy	Johnson	Wyckoff	Bain
M28	No. 3/5 Florida	Burnham	Miller	Bell	Davison	McDowell	Rijo	Kennedy	Johnson	Wyckoff	Bain
M29	No. 3/5 Florida	McWhorter	Miller	Bell	Davison	McDowell	Rijo	Kennedy	Johnson	Wyckoff	Bain
A4	Auburn	Herron	Miller	Bell	Davison	McDowell	Rijo	Kennedy	Johnson	Wyckoff	Bain
A5	Auburn	Burnham	Miller	Bell	Davison	McDowell	Rijo	Kennedy	Johnson	Wyckoff	Bain
A6	Auburn	Timmerman	Miller	Bell	Davison	McDowell	Rijo	Kennedy	Johnson	Wyckoff	Bain
A10	at No. 13 Mississippi State	Timmerman	Miller	Bell	Davison	McDowell	Rijo	Kennedy	Johnson	Wyckoff	Bain
A11	at No. 13 Mississippi State	Burnham	Miller	Bell	Davison	McDowell	Rijo	Kennedy	Johnson	Wyckoff	Bain
A12	at No. 13 Mississippi State	Herron	Miller	Bell	Davison	McDowell	Rijo	Kennedy	Johnson	Wyckoff	Bain
A17	at No. 1 Oklahoma	Herron	Miller	Bell	Davison	McDowell	Rijo	Kennedy	Johnson	Wyckoff	Bain
A18	at No. 1 Oklahoma	Burnham	Miller	Bell	Davison	McDowell	Rijo	Del Duca	Johnson	Wyckoff	Bain
A22	at Tulsa	Herron	Miller	Bell	Davison	McDowell	Rijo	Wyckoff	Johnson	Bain	Harrison
A24	Missouri	Burnham	Miller	Bell	Davison	McDowell	Rijo	Wyckoff	Johnson	Reichardt	Bain

GAME BY GAME STARTERS | BY BATTING ORDER

DATE	OPPONENT	1	2	3	4	5	6	7	8	9	FLEX/P
F6	vs. Virginia	Johnson	Kennedy	McDowell	Bell	Rijo	Wyckoff	Harrison	Miller	Davison	Herron
F6	vs. Akron	Johnson	Kennedy	McDowell	Bell	Rijo	Wyckoff	Miller	Bain	Davison	Timmerman
F7	vs. Virginia	Johnson	Kennedy	McDowell	Bell	Wyckoff	Rijo	Bain	Miller	Davison	Burnham
F7	at Coastal Carolina	Johnson	Kennedy	McDowell	Bell	Bain	Harrison	Wyckoff	Rijo	Davison	Herron
F8	vs. Akron	Kennedy	Johnson	McDowell	Bell	Bain	Wyckoff	Rijo	Miller	Davison	Burnham
F13	vs. Wichita State	Kennedy	Johnson	McDowell	Bell	Bain	Wyckoff	Miller	Rijo	Davison	Harrison
F13	vs. No. 18 Clemson	Kennedy	Johnson	McDowell	Bell	Bain	Wyckoff	Miller	Rijo	Davison	Herron
F14	vs. BYU	Kennedy	Johnson	McDowell	Bell	Bain	Wyckoff	Harrison	Rijo	Davison	Timmerman
F15	at Texas State	Kennedy	Johnson	McDowell	Bell	Bain	Davison	Wyckoff	Miller	Rijo	Burnham
F20	SEMO	Kennedy	Johnson	McDowell	Bell	Bain	Wyckoff	Miller	Rijo	Davison	Timmerman
F20	Northwestern	Kennedy	Johnson	McDowell	Bell	Bain	Wyckoff	Harrison	Rijo	Davison	Herron
F21	Northwestern	Kennedy	Johnson	McDowell	Bell	Bain	Wyckoff	Miller	Rijo	Davison	Burnham
F21	SEMO	Kennedy	Johnson	McDowell	Bell	Bain	Wyckoff	Walker	Rijo	Davison	McWhorter
F22	Northwestern	Johnson	Kennedy	McDowell	Bell	Bain	Wyckoff	Miller	Rijo	Davison	Herron
F26	Omaha	Johnson	Kennedy	McDowell	Bell	Bain	Davison	Wyckoff	Rijo	Walker	Herron
F27	Boise State	Johnson	Kennedy	McDowell	Bell	Bain	Wyckoff	Miller	Rijo	Davison	Harrison
F27	Charlotte	Johnson	Kennedy	McDowell	Bell	Bain	Wyckoff	Davison	Rijo	Walker	Burnham
F28	Omaha	Johnson	Kennedy	McDowell	Bell	Bain	Davison	Wyckoff	Walker	Rijo	Timmerman
F28	Charlotte	Johnson	Kennedy	McDowell	Bell	Bain	Wyckoff	Miller	Rijo	Davison	Harrison
M1	Kansas	Johnson	Kennedy	McDowell	Bell	Bain	Wyckoff	Davison	Rijo	Walker	Herron
M6	No. 12 Georgia	Johnson	Kennedy	McDowell	Bell	Bain	Wyckoff	Davison	Rijo	Walker	Herron
M7	No. 12 Georgia	Johnson	Kennedy	McDowell	Bell	Bain	Wyckoff	Davison	Rijo	Miller	Harrison
M8	No. 12 Georgia	Johnson	Bain	McDowell	Bell	Kennedy	Wyckoff	Davison	Rijo	Miller	Herron
M9	Missouri State	Johnson	Bain	McDowell	Bell	Kennedy	Wyckoff	Davison	Rijo	Walker	Burnham
M13	at No. 4 Alabama	Johnson	Bain	McDowell	Bell	Kennedy	Wyckoff	Rijo	Miller	Davison	Herron
M14	at No. 4 Alabama	Johnson	Bain	McDowell	Bell	Kennedy	Wyckoff	Rijo	Miller	Davison	Timmerman
M15	at No. 4 Alabama	Johnson	Bain	McDowell	Kennedy	Bell	Wyckoff	Rijo	Walker	Davison	Burnham
M17	Central Arkansas	Johnson	Bain	McDowell	Bell	Kennedy	Wyckoff	Rijo	Miller	Davison	Herron
M20	UConn	Johnson	Bain	McDowell	Bell	Kennedy	Wyckoff	Rijo	Davison	Walker	McWhorter
M21	UConn	Johnson	Bain	McDowell	Bell	Kennedy	Wyckoff	Rijo	Miller	Davison	Burnham
M22	UConn	Johnson	Bain	McDowell	Bell	Kennedy	Wyckoff	Rijo	Miller	Davison	Beuerlein
M23	at Central Arkansas	Johnson	Bain	McDowell	Kennedy	Bell	Wyckoff	Rijo	Miller	Davison	Timmerman
M27	No. 3/5 Florida	Johnson	Bain	McDowell	Kennedy	Bell	Wyckoff	Rijo	Miller	Davison	Herron
M28	No. 3/5 Florida	Johnson	Bain	McDowell	Kennedy	Bell	Wyckoff	Rijo	Miller	Davison	Burnham
M29	No. 3/5 Florida	Johnson	Bain	McDowell	Kennedy	Bell	Wyckoff	Rijo	Miller	Davison	McWhorter
A4	Auburn	Johnson	Bain	McDowell	Kennedy	Bell	Rijo	Wyckoff	Miller	Davison	Herron
A5	Auburn	Johnson	Bain	McDowell	Kennedy	Bell	Rijo	Wyckoff	Miller	Davison	Burnham
A6	Auburn	Johnson	Bain	McDowell	Kennedy	Bell	Rijo	Wyckoff	Miller	Davison	Timmerman
A10	at No. 13 Mississippi State	Johnson	Bain	McDowell	Kennedy	Bell	Rijo	Wyckoff	Miller	Davison	Herron
A11	at No. 13 Mississippi State	Johnson	Bain	McDowell	Kennedy	Bell	Rijo	Wyckoff	Miller	Davison	Burnham
A12	at No. 13 Mississippi State	Johnson	Bain	McDowell	Kennedy	Bell	Rijo	Wyckoff	Miller	Davison	Herron
A17	at No. 1 Oklahoma	Johnson	Bain	McDowell	Kennedy	Bell	Rijo	Wyckoff	Miller	Davison	Herron
A18	at No. 1 Oklahoma	Johnson	Bain	McDowell	Bell	Rijo	Wyckoff	Miller	Del Duca	Davison	Burnham
A19	at No. 1 Oklahoma	Johnson	Bain	McDowell	Bell	Rijo	Wyckoff	Miller	Harrison	Davison	Herron
A22	at Tulsa	Johnson	Bain	McDowell	Bell	Rijo	Wyckoff	Miller	Harrison	Davison	Herron
A24	Missouri	Johnson	Bain	McDowell	Bell	Rijo	Wyckoff	Davison	Miller	Reichardt	Burnham



BRINLI BAIN • Brynn-lee

C/INF • L/R • 5-5 • Freshman
Eagleville, Tenn. • Eagleville HS

1

CAREER STATS

Year	Avg.	GP-GS	AB	R	H	2B	3B	HR	RBI	TB	SLG%	BB	HBP	SO	GDP	OBP	SF	SH	SB-ATT	PO	A	E	FLD%
2026	.381	46-45	118	37	45	15	0	3	31	69	.585	38	1	15	1	.535	0	0	0-0	95	9	0	1.000
TOTAL	.381	46-45	118	37	45	15	0	3	31	69	.585	38	1	15	1	.535	0	0	0-0	95	9	0	1.000

SEASON HIGHS

Category	No.	Opponent (Last)	Date
Hits	3	SEMO	2/21/26
Doubles	2	Boise State	2/27/26
Triples	-	-	-
Home Runs	1	3x (Florida)	3/28/26
RBI's	4	Akron	2/6/26
Runs	4	at Alabama	3/14/26
Walks	2	5x (Florida)	3/28/26
ABs	4	6x (UConn)	3/22/26

CAREER HIGHS

Category	No.	Opponent (Last)	Date
Hits	3	SEMO	2/21/26
Doubles	2	Boise State	2/27/26
Triples	-	-	-
Home Runs	1	3x (Florida)	3/28/26
RBI's	4	Akron	2/6/26
Runs	4	at Alabama	3/14/26
Walks	2	5x (Florida)	3/28/26
ABs	4	Akron	2/6/26

PLAYER PROFILE

- » Prepped at Eagleville High School in Eagleville, Tenn. Where she earned district MVP honors in addition to earning all-region, all-mid state and all-state recognition while leading Eagleville to two state championships.
- » Posted a .632 batting average with 60 hits in 95 at-bats while collecting nine home runs, 29 walks and 51 RBI while leading Eagleville to a 20-5 mark and a state championship in 2025.
- » Played varsity as an eighth grader while prepping at Eagleville.
- » Saw significant playing time at both catcher and second base during the fall season.
- » Rated as the No. 9 prospect nationally in the 2025 class by Perfect Game
- » Registered a .512 batting average with 246 hits, 39 home runs, 209 RBI and 112 walks during her high school career.
- » Also played basketball at Eagleville, scoring over 1000 career points while earning all-district and all-region honors. Averaged 17.7 points per game as a senior.
- » Father Tommy played baseball at Volunteer State Community College from 1992-1994 while her mother Tifini played softball there from 1993-1995. Father, Tommy was also her assistant coach at Eagleville.

CAREER HONORS

- » No. 9 prospect nationally (Perfect Game)
- » Miss Tennessee Softball (2025)
- » TSWA 2025 First-Team All-State (2025, 2024, 2023)
- » Murfreesboro Daily News Journal All-Area (2025, 2024, 2023)

GAME-BY-GAME

Date	Opponent	Pos	AB	R	H	RBI	2B	3B	HR	BB	SB	CS	HBP	SAC	SF	GDP	K	PO	A	E	AVG	
Feb 06	vs Virginia	ph/c	1	0	1	2	0	0	0	1	0	0	0	0	0	0	0	0	2	0	0	1.000
Feb 06	vs Akron	*c	4	0	2	4	1	0	0	0	0	0	0	0	0	0	0	0	5	1	0	.600
Feb 07	vs Virginia	*c/dh	3	0	1	1	1	0	0	0	0	0	0	0	0	0	0	0	0	0	0	.500
Feb 07	at Coastal Carolina	*c	2	1	2	0	0	0	0	1	0	0	0	0	0	0	0	0	10	1	0	.600
Feb 08	vs Akron	*c	0	2	0	0	0	0	2	0	0	0	0	0	0	0	0	0	5	0	0	.600
Feb 13	vs Wichita State	*c	2	2	1	0	1	0	0	1	0	0	0	0	0	0	0	1	7	0	0	.583
Feb 13	vs Clemson	*dh	2	1	1	0	0	0	0	1	0	0	0	0	0	0	0	1	0	0	0	.571
Feb 14	vs BYU	*c	2	1	2	0	0	0	0	1	0	0	0	0	0	0	0	0	5	0	0	.625
Feb 15	at Texas State	*dh	2	0	0	0	0	0	0	1	0	0	0	0	0	0	0	1	0	0	0	.556
Feb 20	SEMO	*c/dh	2	2	0	0	0	0	2	0	0	0	0	0	0	0	0	1	0	0	0	.500
Feb 20	NORTHWESTERN	*c	3	1	2	1	1	0	0	0	0	0	0	0	0	0	0	1	10	3	0	.522
Feb 21	NORTHWESTERN	*dh	3	0	1	1	0	0	0	0	0	0	0	0	0	0	0	0	0	0	0	.500
Feb 21	SEMO	*c	3	1	3	3	1	0	0	0	0	0	0	0	0	0	0	0	3	0	0	.552
Feb 22	NORTHWESTERN	*dh/c	4	0	1	1	0	0	0	0	0	0	0	0	0	0	1	0	6	1	0	.515
Feb 26	OMAHA	*c	2	3	2	1	0	0	1	1	0	0	0	0	0	0	0	0	10	1	0	.543
Feb 27	BOISE STATE	*dh	3	1	2	0	2	0	0	0	0	0	0	0	0	0	0	0	0	0	0	.553
Feb 27	CHARLOTTE	*c	3	1	1	2	0	0	0	0	0	0	0	0	0	0	0	0	2	0	0	.537
Feb 28	OMAHA	*c	2	0	0	0	0	0	0	1	0	0	0	0	0	0	0	0	7	0	0	.512
Feb 28	CHARLOTTE	*dh	2	0	2	1	1	0	0	1	0	0	0	0	0	0	0	0	0	0	0	.533
March 1	KANSAS	*c	2	2	1	0	1	0	0	1	0	0	0	0	0	0	0	0	7	0	0	.532
Mar 06	GEORGIA	*c	2	0	0	0	0	0	0	1	0	0	0	0	0	0	0	0	2	1	0	.510
Mar 07	GEORGIA	*dh	1	1	0	0	0	0	0	2	0	0	1	0	0	0	0	1	0	0	0	.500
Mar 08	GEORGIA	*dh	3	2	1	0	0	0	0	1	0	0	0	0	0	0	0	0	0	0	0	.491
Mar 09	at Missouri State	*c	2	2	1	2	1	0	0	1	0	0	0	0	0	0	0	0	1	3	0	.491
Mar 13	at Alabama	*dh	3	0	0	0	0	0	0	0	0	0	0	0	0	0	0	2	0	0	0	.466
Mar 14	at Alabama	*dh	4	4	2	3	0	0	1	1	0	0	0	0	0	0	0	0	0	0	0	.468
Mar 15	at Alabama	*c/dh	4	0	0	0	0	0	0	0	0	0	0	0	0	0	0	1	1	0	0	.439
Mar 17	UCA	*dh	2	1	2	0	0	0	0	1	0	0	0	0	0	0	0	0	0	0	0	.456
Mar 20	UConn	*c	4	0	1	1	0	0	0	0	0	0	0	0	0	0	0	0	6	0	0	.444
Mar 21	UConn	*dh	4	2	2	1	1	0	0	0	0	0	0	0	0	0	0	2	0	0	0	.447
Mar 22	UConn	*dh	3	0	1	2	1	0	0	1	0	0	0	0	0	0	0	0	0	0	0	.443
Mar 24	at UCA	*dh/c	3	1	1	1	1	0	0	1	0	0	0	0	0	0	0	0	0	0	0	.439
Mar 27	FLORIDA	*dh	2	0	0	0	0	0	0	2	0	0	0	0	0	0	0	0	0	0	0	.429
Mar 28	FLORIDA	*c	2	2	2	2	0	0	1	2	0	0	0	0	0	0	0	0	4	1	0	.442
Mar 29	FLORIDA	*dh	3	0	0	0	0	0	0	1	0	0	0	0	0	0	0	0	0	0	0	.427
Apr 04	AUBURN	*dh	2	1	1	0	0	0	0	1	0	0	0	0	0	0	0	0	1	0	0	.429
Apr 05	AUBURN	*dh	3	0	0	0	0	0	0	0	0	0	0	0	0	0	0	0	0	0	0	.415
Apr 06	AUBURN	*dh	3	0	1	0	0	0	0	1	0	0	0	0	0	0	0	0	1	0	0	.412
Apr 10	at Mississippi State	*dh	3	0	1	0	1	0	0	0	0	0	0	0	0	0	0	0	0	0	0	.410
Apr 11	at Mississippi State	*dh	2	1	1	2	1	0	0	1	0	0	0	0	0	0	0	0	0	0	0	.412
Apr 12	at Mississippi State	*dh	4	0	2	0	0	0	0	0	0	0	0	0	0	0	0	0	0	0	0	.415
Apr 17	at Oklahoma	*dh	3	0	0	0	0	0	0	1	0	0	0	0	0	0	0	0	0	0	0	.404
Apr 18	at Oklahoma	*dh/of	2	0	0	0	0	0	0	1	0	0	0	0	0	0	0	0	0	0	0	.396
Apr 19	at Oklahoma	*of/of	1	0	1	0	0	0	0	2	0	0	0	0	0	0	0	0	0	0	0	.402
Apr 22	at Tulsa	*of/of	3	1	0	0	0	0	0	2	0	0	0	0	0	0	0	0	1	0	0	.391
Apr 24	MISSOURI	*dh/p	3	1	0	0	0	0	0	1	0	0	0	0	0	0	0	0	0	0	0	.381
Totals			45gs	118	37	45	15	0	3	38	0	0	1	0	0	1	15	95	9	0	.381	



REIS BEUERLEIN • BUR-line

RHP • R/R • 5-9 • Senior

Cave Creek, Ariz. • Pinnacle HS / Mississippi State

4

CAREER STATS

Year	ERA	W-L	APP	GS	CG	SHO	SV	IP	H	R	ER	BB	SO	2B	3B	HR	BF	B.AVG	WP	HBP	BK	SF	SH
2023	3.13	5-4	26	9	1	0/1	0	76.0	83	41	34	33	69	10	2	7	349	.269	12	0	0	4	3
2024	2.05	2-2	10	8	1	1/1	0	30.2	31	13	9	9	12	4	0	2	130	.263	4	1	0	1	1
2025	5.16	3-1	18	8	1	1/1	0	40.0	32	30	26	24	43	6	0	4	181	.218	3	4	0	4	2
2026	3.57	1-0	6	1	0	0/0	0	15.2	19	10	8	0	11	5	0	3	65	.302	0	0	0	1	1
TOTAL	3.48	11-8	61	26	3	2	0	163.0	167	98	81	67	135	27	2	17	718	.264	19	5	0	9	6

SEASON HIGHS (2025)

Category	No.	Opponent (Last)	Date
Innings	4.1	UCA	3/17/26
Longest Start	4.0	UConn	3/22/26
Shortest Start	-	-	-
Longest Relief	4.1	UCA	3/17/26
Hits	4	2x (Florida)	3/28/26
Runs	3	Florida	3/28/26
Earned Runs	3	Florida	3/28/26
Walks	0	Akron	2/8/26
Strikeouts	5	UConn	3/22/26

CAREER HIGHS

Category	No.	Opponent (Last)	Date
Innings	7.0	Purdue	3/15/23
Longest Start	7.0	Purdue	3/15/23
Shortest Start	0.0	Florida	4/6/25
Longest Relief	5.1	Tennessee	3/24/25
Hits	7	Auburn	5/5/23
Runs	4	6x (Illinois)	2/28/25
Earned Runs	4	4x (UCLA)	2/22/25
Walks	4	3x (Auburn)	5/7/23
Strikeouts	14	Purdue	3/15/23

PLAYER PROFILE

- » Transferred to Arkansas after spending her freshman season at Mississippi State in 2023.
- » Pitched a five-inning perfect game on April 18, 2025 against Colorado State. Striking out two of her 15 batters faced while only throwing 46 pitches. Her 46 pitches were the fewest in a perfect game nationally since Liberty's Megan Johnson threw 39 during a perfect game against Texas Southern on March 6, 2020.
- » Made a team-high 26 appearances with nine starts while posting a 3.13 ERA and striking out 69 batters in 76 innings of work at Mississippi State (2023).
- » Prepped at Pinnacle High School in Phoenix, Ariz., where she led the state of Arizona in wins (23) as a senior in 2022.
- » Has over 100 cousins due to her father being one of 12 children. Second cousin is former NFL QB Steve Beuerlein.
- » Father Ed Beuerlein was drafted by the Milwaukee Brewers in the 14th round of the 1986 MLB draft before playing collegiately at Louisiana Tech and playing three years in the Houston Astros farm system.
- » Majoring in Information Systems Business Analytics

CAREER HONORS

- » SEC Pitcher of the Week (April 22, 2025)
- » SEC Freshman of the Week (March 21, 2023)
- » NFCA All-America Scholar-Athlete (2023)

GAME-BY-GAME

Date	Opponent	GS	IP	H	R	ER	BB	SO	2B	3B	HR	WP	BK	HBP	IBB	Score	W-L	Sv	ERA	NP
Feb 08	vs Akron	1.0	3	1	1	0	0	0	0	0	0	0	0	0	0	21-3	0-0	0	7.00	15
Mar 17	UCA	4.1	3	0	0	0	2	1	0	0	0	0	0	0	0	10-2	1-0	0	1.31	54
Mar 22	UCONN	* 4.0	4	2	0	0	5	1	0	0	0	0	0	0	0	9-4	1-0	0	0.75	58
Mar 28	FLORIDA	3.1	4	3	3	0	1	2	0	2	0	0	0	0	0	6-12	1-0	0	2.21	46
Apr 17	at Oklahoma	0.1	0	0	0	0	0	0	0	0	0	0	0	0	0	7-8	1-0	0	2.15	3
Apr 19	at Oklahoma	2.2	5	4	4	0	3	1	0	1	0	0	0	0	0	1-11	1-0	0	3.57	48
Totals		1	15.2	19	10	8	0	11	5	0	3	0	0	0	0	54-40	1-0	0	3.57	-



ASHTYN REICHARDT • RIKE-hard

OF • L/L • 5-7 • Redshirt Freshman
Katy, Texas • Katy HS

5

CAREER STATS

Year	Avg.	GP-GS	AB	R	H	2B	3B	HR	RBI	TB	SLG%	BB	HBP	SO	GDP	OBP	SF	SH	SB-ATT	PO	A	E	FLD%	
2025																								DNP (INJ)
2026	.357	14-1	14	4	5	0	0	1	5	8	.571	3	0	3	1	.471	0	0	0-0	0	0	0	0	.000
TOTAL	.357	14-1	14	4	5	0	0	1	5	8	.571	3	0	3	1	.471	0	0	0-0	0	0	0	0	.000

CAREER HONORS

- » District 19-6A First-Team (2021, 2022, 2023, 2024)
- » District 19-6A Offensive MVP (2024)
- » First-Team All-Greater Houston (2024)
- » Texas Class 6A First-Team All-State (2024)
- » Extra Inning Softball No. 22 Overall Player (2024)

GAME-BY-GAME

Date	Opponent	Pos	AB	R	H	RBI	2B	3B	HR	BB	SB	CS	HBP	SAC	SF	GDP	K	PO	A	E	AVG	
Feb 06	vs Virginia	ph	1	0	0	0	0	0	0	0	0	0	0	0	0	0	0	1	0	0	0	.000
Feb 07	at Coastal Carolina	ph	1	1	0	0	0	0	0	0	0	0	0	0	0	0	0	1	0	0	0	.000
Feb 08	vs Akron	ph/of	2	1	2	4	0	0	1	0	0	0	0	0	0	0	0	0	0	0	0	.500
Feb 13	vs Clemson	ph	0	0	0	0	0	0	0	1	0	0	0	0	0	0	0	0	0	0	0	.500
Feb 15	at Texas State	ph	1	1	1	0	0	0	0	0	0	0	0	0	0	0	0	0	0	0	0	.600
Feb 21	SEMO	ph/d	1	0	0	0	0	0	0	0	0	0	0	0	0	0	0	1	0	0	0	.500
Feb 27	CHARLOTTE	ph/d	0	1	0	0	0	0	0	1	0	0	0	0	0	0	0	0	0	0	0	.500
Feb 28	CHARLOTTE	ph/d	1	0	0	0	0	0	0	0	0	0	0	0	0	0	0	0	0	0	0	.429
Mar 06	GEORGIA	ph	1	0	0	0	0	0	0	0	0	0	0	0	0	0	0	1	0	0	0	.375
Mar 09	at Missouri State	ph	1	0	0	0	0	0	0	0	0	0	0	0	0	0	0	0	0	0	0	.333
Mar 20	UCONN	ph	1	0	0	0	0	0	0	0	0	0	0	0	0	0	0	0	0	0	0	.300
Mar 24	at UCA	ph	1	0	0	0	0	0	0	0	0	0	0	0	0	0	0	0	0	0	0	.273
Apr 22	at Tulsa	ph	1	0	1	1	0	0	0	0	0	0	0	0	0	0	0	0	0	0	0	.333
Apr 24	MISSOURI	*of	2	0	1	0	0	0	0	1	0	0	0	0	0	0	0	0	0	0	0	.357
Totals		1gs	14	4	5	5	0	0	1	3	0	0	0	0	0	0	1	3	0	0	0	.357

SEASON HIGHS

Category	No.	Opponent (Last)	Date
Hits	2	Akron	2/8/26
Doubles	-	-	-
Triples	-	-	-
Home Runs	1	Akron	2/8/26
RBI's	4	Akron	2/8/26
Runs	1	2x (Akron)	2/8/26
Walks	1	Clemson	2/13/26
ABs	2	Akron	2/8/26

CAREER HIGHS

Category	No.	Opponent (Last)	Date
Hits	2	Akron	2/8/26
Doubles	-	-	-
Triples	-	-	-
Home Runs	1	Akron	2/8/26
RBI's	4	Akron	2/8/26
Runs	1	2x (Akron)	2/8/26
Walks	1	Clemson	2/13/26
ABs	2	Akron	2/8/26

PLAYER PROFILE

- » Redshirted her true freshman season after suffering an ACL injury in the summer of 2025. Also, coached first base for Arkansas in 2025.
- » Hit first career home run, with a three-run blast in a 21-3 win over Akron (Feb. 8).
- » Played high school softball with Cam Harrison and Kaley Wyckoff at Katy High School in Katy, Texas. Played under former Kansas (1988-1995) and Alabama coach (1996-1998) Kalum Haack at Katy.
- » Batted .551 with 59 hits, 10 doubles, three triples, 12 home runs, 46 RBI, 69 runs scored and 21 stolen bases as a senior at Katy (2024), helping lead the Tigers to a No. 1 national ranking during the 2024 season in which they posted a 39-3-1 overall record.
- » Struck out just once in her first 100 at-bats her senior year while at Katy High School. Was one of six D1 signees on her high school team in 2024.
- » Played travel ball with Impact Gold Jackson 18U where she was teammates with current teammates Cam Harrison and Ella McDowell. Has played softball with Cam Harrison since she was eight years old.
- » Majoring in Biology



ELLA MCDOWELL

INF • R/R • 5-6 • Sophomore
 Richmond, Texas • Foster HS

6

CAREER STATS

Year	Avg.	GP-GS	AB	R	H	2B	3B	HR	RBI	TB	SLG%	BB	HBP	SO	GDP	OBP	SF	SH	SB-ATT	PO	A	E	FLD%
2025	.352	58-58	179	39	63	10	1	7	54	96	.536	21	4	11	2	.425	3	0	2-2	44	79	4	.969
2026	.374	46-46	139	54	52	8	0	11	47	93	.669	21	3	10	0	.463	1	0	0-0	29	71	3	.971
TOTAL	.362	104-104	318	93	115	18	1	18	101	189	.594	42	7	21	2	.442	4	0	2-2	73	150	7	.970

CAREER HONORS

- » Third-Team NFCA All-America (2025)
- » D1 Softball Freshman All-America (2025)
- » D1 Softball National Freshman of the Week (2025)
- » SEC Freshman of the Week (April 1, 8, 29)
- » VYPE Houston Softball Player of the Year (2024)
- » US 18-U National Team Member (2024)
- » WBSC U-18 Women's Softball World Cup Group C Most Outstanding Player (2024)
- » All-Greater Houston Hitter of the Year (2024)
- » 20-5A District MVP (2021, 2022, 2023, 2024)
- » First-Team All-Greater Houston (2021, 2022, 2023, 2024)
- » All-Greater Houston Newcomer of the Year (2021)

GAME-BY-GAME

Date	Opponent	Pos	AB	R	H	RBI	2B	3B	HR	BB	SB	CS	HBP	SAC	SF	GDP	K	PO	A	E	AVG	
Feb 06	vs Virginia	*3b	4	2	2	2	1	0	1	0	0	0	0	0	0	0	1	0	1	0	.500	
Feb 06	vs Akron	*3b	2	0	1	0	0	0	0	2	0	0	0	0	0	0	0	0	1	1	0	.500
Feb 07	vs Virginia	*3b	3	1	1	0	0	0	0	0	0	0	0	0	0	0	0	0	1	2	0	.444
Feb 07	at Coastal Carolina	*3b	3	2	2	1	0	0	0	0	0	0	0	0	0	0	0	0	0	3	1	.500
Feb 08	vs Akron	*3b	3	1	0	0	0	0	0	1	0	0	0	0	0	0	0	0	0	1	1	.400
Feb 13	vs Wichita State	*3b	3	0	0	1	0	0	0	0	0	0	0	0	1	0	1	1	1	0	.333	
Feb 13	vs Clemson	*3b	3	2	3	4	0	0	1	0	0	0	0	0	0	0	0	0	0	1	0	.429
Feb 14	vs BYU	*3b	3	2	1	2	0	0	1	0	0	0	0	0	0	0	0	0	0	4	0	.417
Feb 15	at Texas State	*3b	4	1	1	3	0	0	1	0	0	0	0	0	0	0	0	0	2	4	0	.393
Feb 20	SEMO	*3b	3	0	0	0	0	0	0	0	0	0	1	0	0	0	0	2	2	0	.355	
Feb 20	NORTHWESTERN	*3b	4	1	0	0	0	0	0	0	0	0	0	0	0	0	0	0	0	0	.314	
Feb 21	NORTHWESTERN	*3b	3	1	2	1	1	0	0	0	0	0	0	0	0	0	0	0	0	1	0	.342
Feb 21	SEMO	*3b	2	3	1	1	1	0	0	0	0	0	0	0	0	0	0	0	1	1	0	.350
Feb 22	NORTHWESTERN	*3b	3	2	2	2	0	0	1	1	0	0	0	0	0	0	0	0	1	2	0	.372
Feb 26	OMAHA	*3b	3	0	0	0	0	0	0	0	0	0	0	0	0	0	1	0	2	0	.348	
Feb 27	BOISE STATE	*3b	3	1	1	2	0	0	0	0	0	0	0	0	0	0	0	0	0	2	0	.347
Feb 27	CHARLOTTE	*3b	2	2	1	1	0	0	0	1	0	0	0	0	0	0	0	0	1	2	0	.353
Feb 28	OMAHA	*3b	3	0	0	0	0	0	0	0	0	0	0	0	0	0	0	0	2	1	0	.333
Feb 28	CHARLOTTE	*3b	3	0	1	1	0	0	0	0	0	0	0	0	0	0	0	0	0	2	0	.333
March 1	KANSAS	*3b	2	1	1	0	0	0	0	1	0	0	0	0	0	0	0	0	0	1	0	.339
Mar 06	GEORGIA	*3b	3	1	3	2	1	0	1	1	0	0	0	0	0	0	0	0	0	0	0	.371
Mar 07	GEORGIA	*3b	3	1	2	1	1	0	0	1	0	0	0	0	0	0	0	0	1	2	0	.385
Mar 08	GEORGIA	*3b	4	1	1	4	0	0	1	0	0	0	0	0	0	0	0	1	0	1	0	.377
Mar 09	at Missouri State	*3b	3	3	3	6	1	0	1	0	0	0	0	0	0	0	0	0	1	3	0	.403
Mar 13	at Alabama	*3b	3	0	0	0	0	0	0	0	0	0	0	0	0	0	0	2	1	1	0	.387
Mar 14	at Alabama	*3b	3	2	1	1	0	0	1	0	0	1	0	0	0	0	0	0	1	3	0	.385
Mar 15	at Alabama	*3b	3	1	3	1	0	0	1	0	0	0	0	0	0	0	0	0	0	0	1	.407
Mar 17	UCA	*3b	2	2	1	1	0	0	0	1	0	0	0	0	0	0	0	0	0	2	0	.410
Mar 20	UCONN	*3b	3	3	2	1	1	0	0	1	0	0	0	0	0	0	0	0	1	0	0	.419
Mar 21	UCONN	*3b	3	1	0	0	0	0	0	1	0	0	0	0	0	0	0	0	0	2	0	.404
Mar 22	UCONN	*3b	4	1	1	0	0	0	0	0	0	0	0	0	0	0	0	0	1	2	0	.398
Mar 24	at UCA	*3b	4	2	2	2	0	0	2	0	0	0	0	0	0	0	0	0	2	3	0	.402
Mar 27	FLORIDA	*3b	3	1	1	0	0	0	0	1	0	0	0	0	0	0	0	0	0	0	0	.400
Mar 28	FLORIDA	*3b	4	1	0	1	0	0	0	0	0	0	0	0	0	0	0	0	0	2	0	.385
Mar 29	FLORIDA	*3b	4	0	0	0	0	0	0	0	0	0	0	0	0	0	0	2	2	0	0	.370
Apr 04	AUBURN	*3b	1	2	0	0	0	0	0	2	0	0	0	0	0	0	0	0	1	0	0	.367
Apr 05	AUBURN	*3b	3	1	2	0	0	0	0	0	0	0	0	0	0	0	0	0	0	3	0	.375
Apr 06	AUBURN	*3b	3	0	0	0	0	0	0	0	0	0	0	0	0	0	0	0	0	1	0	.365
Apr 10	at Mississippi State	*3b	3	0	0	0	0	0	0	0	0	0	0	0	0	0	0	2	2	0	.356	
Apr 11	at Mississippi State	*3b	3	1	1	1	0	0	0	0	0	0	0	0	0	0	0	0	0	1	0	.355
Apr 12	at Mississippi State	*3b	2	3	1	1	0	0	0	3	0	0	0	0	0	0	0	0	2	1	0	.358
Apr 17	at Oklahoma	*3b	4	3	3	2	0	0	1	0	0	0	0	0	0	0	0	0	1	1	0	.370
Apr 18	at Oklahoma	*3b	2	1	0	0	0	0	0	0	0	0	1	0	0	0	0	0	2	3	0	.364
Apr 19	at Oklahoma	*3b	3	0	1	0	0	0	0	0	0	0	0	0	0	0	0	0	0	1	0	.364
Apr 22	at Tulsa	*3b	4	0	2	1	1	0	0	0	0	0	0	0	0	0	0	0	0	0	0	.368
Apr 24	MISSOURI	*3b	3	1	2	1	0	0	0	0	0	0	0	0	0	0	0	0	1	3	0	.374
Totals			46gs	139	54	52	47	8	0	11	21	0	0	3	0	1	0	10	29	71	3	.374

SEASON HIGHS

Category	No.	Opponent (Last)	Date
Hits	3	5x (Oklahoma)	4/17/26
Doubles	1	7x (UConn)	3/20/26
Triples	-	-	-
Home Runs	2	Central Arkansas	3/24/26
RBI	6	Missouri State	3/9/26
Runs	3	3x (UConn)	3/20/26
Walks	3	at Miss. State	4/12/26
ABs	4	7x (Florida)	3/29/26

CAREER HIGHS

Category	No.	Opponent (Last)	Date
Hits	4	at Florida	4/5/25
Doubles	2	at Florida	4/5/25
Triples	1	Ole Miss	3/9/25
Home Runs	2	Central Arkansas	3/24/26
RBI	5	South Carolina	4/11/25
Runs	3	4x (Missouri State)	3/9/26
Walks	3	at Miss. State	4/12/26
ABs	5	2x (LSU)	5/1/25

PLAYER PROFILE

- » Finished her freshman campaign with the fourth-highest batting average by a freshman in program history (.352) and recorded the third-highest OBP by a Razorback freshman (.425).
- » Registered 18 multi-hit games and 14 multi-RBI games while posting a 16-game reached base streak and a seven-game hitting streak during the 2025 season.
- » Earned 2025 NFCA Third-Team All-America honors while being named a Freshman All-American by D1 Softball.
- » Played at Foster High School, where she batted .704 with a .789 on-base percentage, 1.544 slugging percentage, 22 home runs, 71 runs, 58 RBI and 31 stolen bases as a senior in 2024. Her 22 home runs as a senior ranked seventh nationally among all prep players.
- » Finished the 2023 season on a 32-game hitting streak while totaling 59 hits and 12 home runs while registering a .678 batting average.
- » Was intentionally walked her last 11 at-bats of her high school career.
- » Played baseball from the ages of 6-8.
- » Favorite midnight snack is bread and butter.



KYLER DEL DUCA • DELL-Duke-uh

UTL • R/R • 5-4 • Freshman
Chino, Calif. • Chino Hills HS

8

CAREER STATS

Year	Avg.	GP-GS	AB	R	H	2B	3B	HR	RBI	TB	SLG%	BB	HBP	SO	GDP	OBP	SF	SH	SB-ATT	PO	A	E	FLD%
2026	.286	31-0	7	10	2	1	0	0	3	3	.429	2	0	2	0	.444	0	0	0-0	2	2	0	1.000
TOTAL	.286	31-0	7	10	2	1	0	0	3	3	.429	2	0	2	0	.444	0	0	0-0	2	2	0	1.000

CAREER HONORS

- » Three-time All-Baseline League Selection

SEASON HIGHS

Category	No.	Opponent (Last)	Date
Hits	1	2x (NW)	2/21/26
Doubles	1	Northwestern	2/21/26
Triples	-	-	-
Home Runs	-	-	-
RBI	3	Northwestern	2/21/26
Runs	1	8x (UCA)	3/24/26
Walks	1	2x (Alabama)	3/15/26
ABs	1	7x (UCA)	3/17/26

CAREER HIGHS

Category	No.	Opponent (Last)	Date
Hits	1	2x (NW)	2/21/26
Doubles	1	Northwestern	2/21/26
Triples	-	-	-
Home Runs	-	-	-
RBI	3	Northwestern	2/21/26
Runs	1	5x (Kansas)	2/21/26
Walks	1	2x (Alabama)	3/15/26
ABs	1	7x (UCA)	3/17/26

PLAYER PROFILE

- » Recorded her first career hit in a win over Akron (Feb. 8)
- » Four-year letterwinner and three-time all-league selection at Chino Hills in Chino, Calif., playing middle infield and outfield for the Huskies, leading them to four Baseline League Championships.
- » Registered a .401 batting average with 102 hits, 23 doubles, two triples, 18 home runs, 37 walks and 68 RBI during her high school career.
- » Hit .406 with 39 hits, 11 doubles, two triples, 10 home runs, 17 walks and 31 RBI as a senior in 2025. Batted .429 as a junior in 2024 with 33 hits, eight doubles, five home runs, 20 RBI, 21 runs scored and nine stolen bases in addition to a .727 slugging percentage
- » Played travel ball for OC Batbusters-Stith, leading them to an Alliance Super Cup Championship and IDT Championship in 2025.
- » Also participated in flag football where she was an all-league selection and participated in the Inland Valley Classic All-Star Games.
- » Plans to major in business

GAME-BY-GAME

Date	Opponent	Pos	AB	R	H	RBI	2B	3B	HR	BB	SB	CS	HBP	SAC	SF	GDP	K	PO	A	E	AVG	
Feb 06	vs Virginia	pr	0	0	0	0	0	0	0	0	0	0	0	0	0	0	0	0	0	0	0	.000
Feb 07	vs Virginia	pr	0	0	0	0	0	0	0	0	0	0	0	0	0	0	0	0	0	0	0	.000
Feb 07	at Coastal Carolina	ph	1	0	0	0	0	0	0	0	0	0	0	0	0	0	1	0	0	0	0	.000
Feb 08	vs Akron	ph/2b	1	1	1	0	0	0	0	1	0	0	0	0	0	0	0	0	0	2	0	.500
Feb 21	SEMO	pr/ph	1	1	1	3	1	0	0	0	0	0	0	0	0	0	0	0	0	0	0	.667
Feb 28	CHARLOTTE	ph	1	0	0	0	0	0	0	0	0	0	0	0	0	0	0	1	0	0	0	.400
Mar 09	at Missouri State	of	1	0	0	0	0	0	0	0	0	0	0	0	0	0	0	0	0	0	0	.333
Mar 15	at Alabama	ph	0	0	0	0	0	0	0	1	0	0	0	0	0	0	0	0	0	0	0	.333
Mar 17	UCA	ph	1	0	0	0	0	0	0	0	0	0	0	0	0	0	0	0	0	0	0	.286
Totals		Ogs	7	8	2	3	1	0	0	2	0	0	0	0	0	0	2	0	2	0	2	.286



ROBYN HERRON

LHP • R/L • 5-10 • Senior
Tampa, Fla. • Sickles HS

11

CAREER STATS

Year	ERA	W-L	APP	GS	CG	SHO	SV	IP	H	R	ER	BB	SO	2B	3B	HR	BF	B.AVG	WP	HBP	BK	SF	SH
2023	2.30	8-4	24	13	2	2/3	0	73.0	46	29	24	38	107	5	1	8	306	.175	8	3	0	1	1
2024	1.62	12-9	29	19	10	5/0	0	125.1	74	36	29	43	143	9	2	7	503	.171	11	12	0	5	9
2025	2.72	18-7	34	24	11	4/2	3	144.0	102	69	56	74	160	18	2	13	618	.195	11	15	0	4	1
2026	2.03	13-4	23	16	6	4/0	4	86.1	55	33	25	34	139	12	0	11	356	.175	3	5	0	0	2
TOTAL	2.19	51-24	110	72	29	15/5	7	428.2	277	167	134	189	549	44	5	39	1783	.180	33	35	0	10	13

SEASON HIGHS

Category	No.	Opponent (Last)	Date
Innings	7.0	2x (Georgia)	3/8/26
Longest Start	7.0	2x (Georgia)	3/8/26
Shortest Start	2.1	Georgia	3/6/26
Longest Relief	4.1	Northwestern	2/22/26
Hits	6	2x (Georgia)	3/6/26
Runs	4	Florida	3/28/26
Earned Runs	3	Northwestern	2/22/26
Walks	3	2x (Alabama)	3/13/26
Strikeouts	12	Northwestern	2/20/26

CAREER HIGHS

Category	No.	Opponent (Last)	Date
Innings	8.0	Tennessee	3/22/25
Longest Start	8.0	Tennessee	3/22/25
Shortest Start	0.2	Auburn	3/17/24
Longest Relief	6.1	2x (SEMO)	3/3/24
Hits	7	2x (South Carolina)	4/13/25
Runs	7	Oklahoma	3/15/25
Earned Runs	7	Oklahoma	3/15/25
Walks	8	Oklahoma	3/15/25
Strikeouts	16	Tennessee	3/22/25

PLAYER PROFILE


- » The senior left-hander ranks first in program history in career opponent batting average (.179), and fourth in shutouts (15).
- » Her 15 10+ strikeout games are the second-most in program history trailing only Mary Haff (2018-22, 16).
- » Earned second-team All-America honors from both D1 Softball and Softball America and was also named Second-Team All-SEC and Second-Team NFCA All-Central region in 2025.
- » Herron and Nija Canady of Texas Tech are the only two returning pitchers nationally to rank in the top 30 nationally in fewest hits allowed per seven innings during each of the previous three seasons.
- » Tied a program single-game record with 16 strikeouts during an eight-inning complete-game win over Tennessee in her last start on March 22, 2025. She allowed just four hits in the win.
- » Trained under the same pitching coach as former Arkansas All-American Mary Haff while growing up.

CAREER HONORS

- » SEC Spring Academic Honor Roll (2024, 2025)
- » SEC Pitcher of the Week (April 16, 2024, Feb. 24, 2025, April 7, 2025)
- » Wilson/NFCA National Pitcher of the Week (Feb. 17, 2025)
- » Extra Inning Softball's Extra Elite 100 No. 14 Overall Player (2022)

GAME-BY-GAME

Date	Opponent	GS	IP	H	R	ER	BB	SO	2B	3B	HR	WP	BK	HBP	IBB	Score	W-L	Sv	ERA	NP
Feb 06	vs Virginia	*	4.0	3	1	1	0	5	1	0	1	0	0	0	0	17-1	1-0	0	1.75	61
Feb 07	at Coastal Carolina	*	4.1	1	1	1	0	10	1	0	0	0	0	0	0	11-1	2-0	0	1.68	79
Feb 13	vs Clemson	*	5.0	1	0	0	2	11	0	0	0	0	0	0	0	12-0	3-0	0	1.05	78
Feb 14	vs BYU	*	1.2	0	0	0	1	4	0	0	0	0	0	0	0	11-1	4-0	0	0.93	23
Feb 20	NORTHWESTERN	*	7.0	0	0	0	1	12	0	0	0	0	1	0	0	6-0	5-0	0	0.64	99
Feb 22	NORTHWESTERN	*	4.1	6	3	3	0	7	0	0	2	0	0	0	0	9-8	6-0	0	1.33	79
Feb 26	OMAHA	*	5.0	2	2	2	1	11	0	0	2	0	0	0	0	10-2	7-0	0	1.56	85
Feb 28	OMAHA	*	3.0	3	0	0	1	6	0	0	0	0	0	1	0	4-2	7-0	1	1.43	62
March 1	KANSAS	*	3.0	0	0	0	2	5	0	0	0	0	0	0	0	11-3	8-0	1	1.31	51
Mar 06	GEORGIA	*	2.1	6	6	5	3	3	1	0	1	2	0	0	0	2-7	8-1	1	2.12	61
Mar 07	GEORGIA	*	0.1	0	0	0	0	0	0	0	0	0	0	0	0	7-6	8-1	2	2.10	4
Mar 08	GEORGIA	*	7.0	3	0	0	3	10	1	0	0	1	0	1	0	6-0	9-1	2	1.79	119
Mar 13	at Alabama	*	4.1	3	2	1	3	5	0	0	0	0	0	1	0	1-4	9-2	2	1.77	86
Mar 27	FLORIDA	*	5.0	3	2	1	3	8	1	0	0	0	0	0	0	6-2	10-2	2	1.74	96
Mar 28	FLORIDA	*	0.1	2	4	0	1	1	0	0	0	0	0	0	0	6-12	10-2	2	1.73	21
Apr 04	AUBURN	*	5.0	2	0	0	3	8	1	0	0	0	0	0	0	10-0	11-2	2	1.59	90
Apr 06	AUBURN	*	3.0	1	0	0	1	2	0	0	0	0	0	0	0	4-1	11-2	3	1.52	34
Apr 10	at Mississippi State	*	4.1	5	1	0	3	5	2	0	0	0	1	0	0	0-1	11-3	3	1.42	91
Apr 12	at Mississippi State	*	4.0	3	1	1	1	3	2	0	1	0	0	0	0	10-3	12-3	3	1.44	62
Apr 17	at Oklahoma	*	3.1	5	4	4	2	5	1	0	1	0	0	1	0	7-8	12-3	3	1.74	65
Apr 18	at Oklahoma	*	1.2	0	0	0	2	0	0	0	0	0	0	0	0	3-2	12-3	4	1.71	20
Apr 19	at Oklahoma	*	1.1	2	4	4	3	3	0	0	2	0	0	0	0	1-11	12-4	4	2.03	45
Apr 22	at Tulsa	*	7.0	4	2	2	0	13	1	0	1	0	0	0	0	7-2	13-4	4	2.03	99
Totals			16	86.1	55	33	25	34	139	12	0	11	3	0	5	1161-77	13-4	4	2.03	-



PAYTON BURNHAM

RHP • R/R • 5-8 • Sophomore
Eugene, Ore. • Sheldon HS

12

CAREER STATS

Year	Avg.	GP-GS	AB	R	H	2B	3B	HR	RBI	TB	SLG%	BB	HBP	SO	GDP	OBP	SF	SH	SB-ATT	PO	A	E	FLD%
2025	.000	34-20	7	0	0	0	0	0	1	0	.000	0	0	1	1	.000	1	0	0-0	2	8	2	.833
2026	.000	18-11	3	0	0	0	0	0	0	0	.000	0	0	2	0	.000	0	0	0-0	1	10	0	1.000
TOTAL	.000	26-13	11	0	0	0	0	0	1	0	.000	0	0	3	1	.000	1	0	0-0	3	20	2	.920

Year	ERA	W-L	APP	GS	CG	SHO	SV	IP	H	R	ER	BB	SO	2B	3B	HR	BF	B.AVG	WP	HBP	BK	SF	SH
2025	2.62	16-2	29	20	5	4/3	3	117.1	95	49	44	44	94	11	0	15	494	.217	4	7	0	0	6
2026	1.88	11-3	19	13	5	4/2	3	74.1	57	20	20	18	47	11	1	7	296	.211	1	6	0	1	1
TOTAL	2.34	27-5	48	33	10	8/5	6	191.2	152	69	64	62	141	22	1	22	790	.215	5	13	0	1	7

SEASON HIGHS (PITCHING)

Category	No.	Opponent (Last)	Date
Innings	7.0	2x (Auburn)	4/5/26
Longest Start	7.0	2x (Auburn)	4/5/26
Shortest Start	1.0	Virginia	2/7/26
Longest Relief	1.2	Alabama	3/13/26
Hits	7	Charlotte	2/27/26
Runs	4	Florida	3/28/26
Earned Runs	4	Florida	3/28/26
Walks	4	Auburn	4/5/26
Strikeouts	7	2x (Northwestern)	2/21/26

CAREER HIGHS (PITCHING)

Category	No.	Opponent (Last)	Date
Innings	7.0	3x (NW)	2/21/26
Longest Start	7.0	3x (NW)	2/21/26
Shortest Start	2.2	UCLA	2/22/25
Longest Relief	4.0	Oklahoma State	5/17/25
Hits	7	LSU	5/1/25
Runs	6	Ole Miss	3/8/25
Earned Runs	4	3x (Florida)	3/28/26
Walks	8	Texas A&M	4/26/25
Strikeouts	9	Central Arkansas	4/15/25

SEASON HIGHS (HITTING)

Category	No.	Opponent (Last)	Date
Hits	-	-	-
Doubles	-	-	-
Triples	-	-	-
Home Runs	-	-	-
RBIs	-	-	-
Runs	-	-	-
Walks	-	-	-
ABs	1	Virginia	2/6/26

CAREER HIGHS (HITTING)

Category	No.	Opponent (Last)	Date
Hits	-	-	-
Doubles	-	-	-
Triples	-	-	-
Home Runs	-	-	-
RBIs	1	Bradley	2/7/25
Runs	-	-	-
Walks	-	-	-
ABs	1	2x (Virginia)	2/6/26

CAREER HONORS | PLAYER PROFILE

- » D1 Softball Freshman All-American (2025)
- » MaxPreps All-American (2024)
- » Oregon Gatorade Player of the Year (2023)
- » Led Shelton HS to 6A Oregon State title (2023,2024)
- » Oregon 6A Pitcher of the Year (2023, 2024)
- » Struck out 10 while spinning a no-hitter in the 2024 Oregon 6A State Championship.
- » Enjoys hunting, and training both horses and dogs in her free time.

GAME-BY-GAME

Date	Opponent	Pos	AB	R	H	RBI	2B	3B	HR	BB	SB	CS	HBP	SAC	SF	GDP	K	PO	A	E	AVG
Feb 06	vs Virginia	ph/dh	1	0	0	0	0	0	0	0	0	0	0	0	0	0	0	1	0	0	.000
Feb 08	vs Akron	*p	1	0	0	0	0	0	0	0	0	0	0	0	0	0	0	0	0	0	.000
Totals		2qs	2	0	0	0	0	0	0	0	0	0	0	0	0	0	0	1	1	0	.000

Date	Opponent	GS	IP	H	R	ER	BB	SO	2B	3B	HR	WP	BK	HBP	IBB	Score	W-L	Sv	ERA	NP
Feb 07	vs Virginia	*	1.0	4	3	0	1	1	0	1	0	0	0	0	0	2-4	0-1	0	21.00	21
Feb 08	vs Akron	*	3.0	1	0	0	7	0	0	0	0	0	0	0	0	21-3	1-1	0	5.25	34
Feb 15	at Texas State	*	5.0	6	0	0	1	0	0	0	0	0	0	0	0	9-0	2-1	0	2.33	74
Feb 21	NORTHWESTERN	*	7.0	5	0	0	1	7	0	0	0	0	2	0	0	7-0	3-1	0	1.31	96
Feb 27	CHARLOTTE	*	4.0	7	2	2	1	2	1	0	0	0	0	0	0	14-3	4-1	0	1.75	67
March 1	KANSAS		1.1	1	0	0	1	1	1	0	0	0	0	0	0	11-3	4-1	0	1.64	28
Mar 07	GEORGIA		4.1	5	2	2	0	1	1	0	1	0	0	0	0	7-6	5-1	0	1.91	55
Mar 09	at Missouri State	*	3.0	2	0	0	1	1	0	0	0	0	1	0	0	12-0	6-1	0	1.71	40
Mar 13	at Alabama		1.2	1	2	2	1	1	0	0	1	0	1	1	0	1-4	6-1	0	2.08	36
Mar 15	at Alabama	*	4.0	4	3	3	2	1	1	0	0	0	0	0	0	1-4	6-2	0	2.45	70
Mar 21	UCONN	*	6.0	3	2	2	0	5	1	0	1	0	0	0	0	10-2	7-2	0	2.43	76
Mar 24	at UCA		2.0	1	0	0	1	0	0	1	0	0	0	0	0	11-2	7-2	1	2.31	31
Mar 27	FLORIDA		2.0	0	0	0	1	0	0	0	0	0	0	0	0	6-2	7-2	2	2.21	22
Mar 28	FLORIDA	*	3.0	6	4	4	3	2	2	0	2	0	0	0	0	6-12	7-3	2	2.66	61
Apr 05	AUBURN	*	7.0	2	0	0	4	5	0	0	0	0	2	0	0	4-0	8-3	2	2.32	95
Apr 11	at Mississippi State	*	5.0	1	0	0	1	1	0	0	0	0	0	0	0	8-0	9-3	2	2.12	67
Apr 12	at Mississippi State		2.2	0	0	0	3	0	0	0	0	0	0	0	0	10-3	9-3	3	2.03	26
Apr 18	at Oklahoma	*	5.1	4	2	2	0	3	0	0	2	0	0	0	0	3-2	10-3	3	2.08	79
Apr 24	MISSOURI	*	7.0	4	0	0	2	4	0	0	0	0	0	0	0	4-0	11-3	3	1.88	103
Totals			13	74.1	57	20	20	18	47	11	1	7	1	0	6	1147-50	11-3	3	1.88	-



KASEY WOOD

UTL • R/R • 5-8 • Junior
Bentonville, Ark. • Bentonville HS

13

CAREER STATS

Year	Avg.	GP-GS	AB	R	H	2B	3B	HR	RBI	TB	SLG%	BB	HBP	SO	GDP	OBP	SF	SH	SB-ATT	PO	A	E	FLD%
2024	.000	4-0	0	0	0	0	0	0	0	0	.000	0	0	0	0	.000	0	0	0-0	0	0	0	.000
2025	.000	31-0	2	16	0	0	0	0	0	0	.000	1	0	2	0	.333	0	0	0-0	1	2	0	1.000
2026	.000	19-0	2	13	0	0	0	0	0	0	.000	0	0	1	0	.000	0	0	1-1	2	0	0	1.000
TOTAL	.000	59-0	4	29	0	0	0	0	0	0	.000	1	0	3	0	.250	0	0	1-1	3	0	0	1.000

SEASON HIGHS

Category	No.	Opponent (Last)	Date
Hits	-	-	-
Doubles	-	-	-
Triples	-	-	-
Home Runs	-	-	-
RBI's	-	-	-
Runs	1	4x (NW)	2/20/26
Walks	-	-	-
ABs	1	Akron	2/8/26

CAREER HIGHS

Category	No.	Opponent (Last)	Date
Hits	-	-	-
Doubles	-	-	-
Triples	-	-	-
Home Runs	-	-	-
RBI's	-	-	-
Runs	1	20x (NW)	2/20/26
Walks	1	Lipscomb	2/7/25
ABs	1	3x (Akron)	2/8/26

PLAYER PROFILE

- » Appeared in 31 games, primarily as a pinch runner in 2025. Garnered an at-bat and a walk during a 23-0 win over Lipscomb (Feb. 7). Scored a run in wins over Bradley (Feb. 8), Southern Miss (Feb. 15-16), Rutgers (Feb. 20)
- » Appeared twice as a pinch runner in 2024 while also making two appearances in the circle, totaling 1.2 scoreless innings and no earned runs.
- » Prepped as a two-way star at Bentonville High School in Bentonville, Ark., leading the Tigers to back-to-back Arkansas 6A State Championships in 2021 and 2022.
- » Ranked No. 36 in Extra Inning Softball's 2023 Extra Elite 100
- » Hit .466 with four home runs, 22 RBI and 39 runs scored as a junior while racking up a .581 on-base percentage and .849 slugging percentage.
- » Compiled 13 wins and 90 strikeouts in the circle and slashing .324/.419/.477 with KC Peppers 18U-Wallace and tabbed to the Extra Inning Softball 2021 "All Summer Team" for the 18U level
- » Majoring in Recreation and Sport Management

CAREER HONORS

- » First-Year SEC Academic Honor Roll (2024)
- » NWA Arkansas Democrat-Gazette Player of the Year (2023, 2024)
- » No. 36 in Extra Inning Softball's 2023 Extra Elite 100

GAME-BY-GAME

Date	Opponent	Pos	AB	R	H	RBI	2B	3B	HR	BB	SB	CS	HBP	SAC	SF	GDP	K	PO	A	E	AVG	
Feb 06	vs Virginia	pr	0	1	0	0	0	0	0	0	0	0	0	0	0	0	0	0	0	0	0	.000
Feb 07	vs Virginia	of	0	0	0	0	0	0	0	0	0	0	0	0	0	0	0	0	0	0	0	.000
Feb 07	at Coastal Carolina	pr	0	1	0	0	0	0	0	0	0	0	0	0	0	0	0	0	0	0	0	.000
Feb 08	vs Akron	ph	1	0	0	0	0	0	0	0	0	0	0	0	0	0	0	0	0	0	0	.000
Totals		Ogs	1	2	0	0	0	0	0	0	0	0	0	0	0	0	0	0	0	0	0	0.000



KARLIE DAVISON

INF • R/R • 5-8 • Senior
Torrance, Calif. • Chadwick HS / Utah

14

CAREER STATS

Year	Avg.	GP-GS	AB	R	H	2B	3B	HR	RBI	TB	SLG%	BB	HBP	SO	GDP	OBP	SF	SH	SB-ATT	PO	A	E	FLD%
2023	.203	56-56	133	25	27	3	0	11	32	63	.474	13	1	26	2	.275	2	4	2-3	51	87	13	.914
2024	.294	40-31	85	16	25	5	0	3	12	39	.459	11	2	20	0	.384	1	2	5-6	19	42	6	.910
2025	.272	58-58	151	34	41	11	2	5	23	71	.470	14	8	21	0	.360	2	3	5-5	81	105	2	.989
2026	.368	46-46	106	24	39	6	1	7	36	68	.642	12	7	11	1	.457	2	2	2-3	62	71	6	.957
TOTAL	.278	200-190	475	99	132	25	3	26	103	241	.507	50	18	78	3	.364	7	11	14-17	213	305	27	.950

SEASON HIGHS

Category	No.	Opponent (Last)	Date
Hits	3	Boise State	2/27/26
Doubles	2	Northwestern	2/20/26
Triples	1	SEMO	2/21/26
Home Runs	1	6x (Florida)	3/29/26
RBI	4	Charlotte	2/27/26
Runs	2	3x (Charlotte)	2/27/26
Walks	2	Florida	3/28/26
ABs	4	Georgia	3/8/26

CAREER HIGHS

Category	No.	Opponent (Last)	Date
Hits	3	4x (UCA)	4/15/25
Doubles	2	Northwestern	2/20/26
Triples	1	3x (SEMO)	2/21/26
Home Runs	2	Oregon	5/6/23
RBI	5	Southern Illinois	5/19/23
Runs	3	Lipscomb	2/7/25
Walks	2	6x (Colorado State)	3/28/26
ABs	5	Arizona	3/18/23

PLAYER PROFILE

- » Transferred to Arkansas from Utah where she spent the 2023-24 seasons. Davison was coached by DJ Gasso at Utah in 2023.
- » Posted an impressive .989 fielding percentage at second base last season.
- » Logged an appearance in 40 games to go with 31 starts while posting a .294 average with five doubles, three homers, 12 RBIs, 15 runs scored, five stolen bases and 11 walks as a sophomore at Utah in 2024.
- » As a freshman she belted a team-high 11 home runs while starting all 56 games and helping lead Utah to a Women's College World Series appearance.
- » Majoring in business analytics and communication.
- » Was a Top 50 recruit in the 2022 class and four-year starter and three-time team captain at Chadwick High School. Played travel ball for OC Batbusters 18U-Stith.
- » Father Scott Davison pitched in the MLB with the Seattle Mariners from 1995-1996. Both her grandfathers Ralph Davison (SD Padres) and Dave Mardsen (LA Angels) were drafted and played in the minor leagues.

CAREER HONORS

- » Pac-12 Freshman of the Week (May 8, 2023)
- » Pac-12 Player of the Week (May 8, 2023)
- » NFCA Scholar Athlete (2023)

GAME-BY-GAME

Date	Opponent	Pos	AB	R	H	RBI	2B	3B	HR	BB	SB	CS	HBP	SAC	SF	GDP	K	PO	A	E	AVG	
Feb 06	vs Virginia	*2b	2	1	2	1	1	0	0	0	0	0	1	0	0	0	0	1	1	0	1.000	
Feb 06	vs Akron	*2b	2	0	1	1	0	0	1	0	0	0	0	0	1	0	0	1	2	0	.750	
Feb 07	vs Virginia	*2b	2	0	0	0	0	0	0	0	0	0	0	0	0	0	0	0	3	0	.500	
Feb 07	at Coastal Carolina	*2b	2	0	0	0	0	0	0	0	0	0	0	0	0	0	1	0	0	0	.375	
Feb 08	vs Akron	*2b	1	0	0	0	0	0	0	0	0	0	1	0	0	0	0	0	0	0	.333	
Feb 13	vs Wichita State	*2b	3	1	2	2	0	0	1	0	0	0	0	0	0	0	0	1	2	0	.417	
Feb 13	vs Clemson	*2b	2	1	1	1	0	0	0	0	0	0	0	0	0	0	0	1	0	0	.429	
Feb 14	vs BYU	*2b	3	1	2	2	1	0	0	0	0	0	0	0	0	0	0	0	1	1	.471	
Feb 15	at Texas State	*2b	2	0	0	0	0	0	0	0	0	0	1	0	0	0	0	1	2	0	.421	
Feb 20	SEMO	*2b	2	0	0	1	0	0	0	1	0	1	0	0	0	0	0	1	1	0	.381	
Feb 20	NORTHWESTERN	*2b	3	1	2	1	2	0	0	0	0	0	0	0	0	0	0	1	0	0	.417	
Feb 21	NORTHWESTERN	*2b	3	1	1	2	0	0	1	0	0	0	0	0	0	0	0	4	2	0	.407	
Feb 21	SEMO	*2b	2	1	2	3	0	1	1	0	0	0	0	0	0	0	0	2	1	0	.448	
Feb 22	NORTHWESTERN	*2b	3	0	1	0	1	0	0	0	0	0	0	0	0	0	0	3	1	0	.438	
Feb 26	OMAHA	*2b	2	2	1	0	0	0	0	0	0	0	1	0	0	0	0	0	0	0	.441	
Feb 27	BOISE STATE	*2b	3	2	3	2	0	0	1	0	1	0	0	0	0	0	0	1	1	0	.486	
Feb 27	CHARLOTTE	*2b	2	1	2	4	1	0	0	0	0	1	0	0	0	0	0	3	1	0	.513	
Feb 28	OMAHA	*2b	3	0	0	0	0	0	0	0	0	0	0	0	0	0	0	1	3	0	.476	
Feb 28	CHARLOTTE	*2b	1	2	1	0	0	0	0	1	0	0	0	0	0	0	0	1	1	0	.488	
March 1	KANSAS	*2b	2	1	1	3	0	0	1	1	0	0	0	0	0	0	0	0	2	0	.489	
Mar 06	GEORGIA	*2b	3	0	1	0	0	0	0	0	0	0	0	0	0	0	1	1	5	1	.479	
Mar 07	GEORGIA	*2b	3	0	0	0	0	0	0	1	0	0	0	0	0	0	0	2	3	0	.451	
Mar 08	GEORGIA	*2b	4	0	0	0	0	0	0	0	0	0	0	0	0	0	0	0	0	0	.418	
Mar 09	at Missouri State	*2b	2	0	1	0	0	0	0	0	0	0	0	0	0	0	0	3	3	0	.421	
Mar 13	at Alabama	*2b	1	0	1	0	0	0	0	0	0	0	1	0	0	0	0	2	0	1	.431	
Mar 14	at Alabama	*2b	3	1	0	0	0	0	0	0	0	0	0	0	0	0	0	1	5	6	.410	
Mar 15	at Alabama	*2b	3	0	2	0	0	0	0	0	0	0	0	0	0	0	0	1	2	3	.422	
Mar 17	UCA	*2b	1	1	1	1	0	0	0	1	0	0	0	0	0	0	0	3	3	1	.431	
Mar 20	UCONN	*2b	3	0	0	0	0	0	0	0	0	0	0	0	0	0	1	0	1	0	.412	
Mar 21	UCONN	*2b	3	0	0	0	0	0	0	0	0	0	0	0	0	0	0	0	1	0	.394	
Mar 22	UCONN	*2b	2	0	0	0	0	0	0	1	0	0	0	0	0	0	0	0	1	0	.384	
Mar 24	at UCA	*2b	2	0	0	0	0	0	0	1	0	0	0	0	0	0	0	0	1	1	.373	
Mar 27	FLORIDA	*2b	2	1	1	0	0	0	0	1	0	0	0	0	0	0	0	2	2	2	.377	
Mar 28	FLORIDA	*2b	1	1	0	0	0	0	0	2	0	0	0	0	0	0	0	1	2	0	.372	
Mar 29	FLORIDA	*2b	3	1	1	3	0	0	1	0	0	0	0	0	0	0	0	1	1	0	.370	
Apr 04	AUBURN	*2b	2	0	1	2	0	0	0	0	0	0	0	0	1	0	0	0	0	0	.373	
Apr 05	AUBURN	*2b	2	0	1	0	0	0	0	0	0	0	0	0	0	0	0	4	3	0	.376	
Apr 06	AUBURN	*2b	2	0	0	1	0	0	0	0	0	0	0	1	0	0	0	1	3	0	.368	
Apr 10	at Mississippi State	*2b	1	0	0	0	0	0	0	0	0	0	0	1	0	0	0	1	1	1	.364	
Apr 11	at Mississippi State	*2b	1	1	0	1	0	0	0	1	0	0	0	0	0	0	0	1	1	4	.360	
Apr 12	at Mississippi State	*2b	4	1	2	0	0	0	0	0	0	0	0	0	0	0	0	3	1	0	.366	
Apr 17	at Oklahoma	*2b	3	0	1	2	0	0	0	0	0	0	0	0	0	0	1	0	1	0	.365	
Apr 18	at Oklahoma	*2b	3	0	0	0	0	0	0	0	0	0	0	0	0	0	0	1	1	2	.354	
Apr 19	at Oklahoma	*2b	2	1	1	0	0	0	0	0	0	0	0	0	0	0	1	0	0	0	.356	
Apr 22	at Tulsa	*2b	2	1	2	3	0	0	1	1	0	0	1	0	0	0	0	1	1	0	.369	
Apr 24	MISSOURI	*2b	3	0	1	0	0	0	0	0	0	0	0	0	0	0	0	1	2	1	.368	
Totals			46gs	106	24	39	36	6	1	7	12	2	1	7	2	2	1	11	62	71	6	.368



LILLIE-FAYE MCWHORTER

RHP • R/R • 5-9 • Freshman
Warren, Ark. • Woodlawn HS

15

CAREER STATS

Year	ERA	W-L	APP	GS	CG	SHO	SV	IP	H	R	ER	BB	SO	2B	3B	HR	BF	B.AVG	WP	HBP	BK	SF	SH
2026	2.15	2-0	6	2	0	0/2	0	13.0	10	5	4	9	11	1	0	1	54	.222	1	0	0	0	0
TOTAL	2.15	2-0	6	2	0	0/2	0	13.0	10	5	4	9	11	1	0	1	54	.222	1	0	0	0	0

SEASON HIGHS

Category	No.	Opponent (Last)	Date
Innings	4.1	SEMO	2/21/26
Longest Start	4.1	SEMO	2/21/26
Shortest Start	1.0	Florida	3/29/26
Longest Relief	2.0	Missouri State	3/9/26
Hits	3	2x (Florida)	3/29/26
Runs	3	Florida	3/29/26
Earned Runs	3	Florida	3/29/26
Walks	5	SEMO	2/21/26
Strikeouts	3	2x (UConn)	3/20/26

CAREER HIGHS

Category	No.	Opponent (Last)	Date
Innings	4.1	SEMO	2/21/26
Longest Start	4.1	SEMO	2/21/26
Shortest Start	1.0	Florida	3/29/26
Longest Relief	2.0	Missouri State	3/9/26
Hits	3	2x (Florida)	3/29/26
Runs	3	Florida	3/29/26
Earned Runs	3	Florida	3/29/26
Walks	5	SEMO	2/21/26
Strikeouts	3	2x (UConn)	3/20/26

PLAYER PROFILE

» Prepped at Woodlawn High School in Rison, Ark., where she has had a standout career under head coach Matt Huittt ... Named 2024-25 Gatorade Arkansas Softball Player of the Year ... As a Senior in 2025, she led the Bears (32-5) to the semifinals of the 2A state tournament while recording a 22-1 record in the circle and not allowing an earned run all season while striking out 285 batters against just 31 walks in 124 innings pitched, in addition to five no-hitters while registering a 0.44 WHIP ... Posted a 1.00 earned run average with an astounding 164 strikeouts in 82.2 innings of work in the circle as a junior in 2024 ... Fanned 205 batters in 120.1 innings pitched while compiling a 1.69 earned run average as a sophomore in 2023 ... As a freshman, she was one of two in her class to be named to the SBLive All-State softball first team after compiling a 0.45 earned run average and striking out 230 batters in 107 innings while holding opponents to a .098 batting average ... Plays travel ball for Birmingham Thunderbolts 18 Premier-Thompson which she helped lead to a PGF Platinum National Championship in 2021 in addition to a PGF Premier National Championship in 2024 ... Also played basketball, having earned all-conference honors as a junior and lettering four times.

CAREER HONORS

» Arkansas Gatorade Player of the Year (2024-25)

GAME-BY-GAME

Date	Opponent	GS	IP	H	R	ER	BB	SO	2B	3B	HR	WP	BK	HBP	IBB	Score	W-L	Sv	ERA	NP
Feb 07	at Coastal Carolina	0.2	1	0	0	0	1	1	0	0	0	0	0	0	0	11-1	0-0	0	0.00	7
Feb 15	at Texas State	1.0	0	0	0	1	2	0	0	0	0	0	0	0	0	9-0	0-0	0	0.00	18
Feb 21	SEMO	*	4.1	2	2	5	3	0	0	0	0	0	0	0	0	16-2	1-0	0	2.33	85
Feb 27	CHARLOTTE	1.0	2	1	0	0	0	0	0	0	0	0	0	0	0	14-3	1-0	0	2.00	19
Mar 09	at Missouri State	2.0	2	0	0	0	2	0	0	0	0	0	0	0	0	12-0	1-0	0	1.56	25
Mar 20	UConn	*	4.0	3	2	3	3	0	0	1	1	0	0	0	0	12-4	2-0	0	2.15	71
Mar 29	FLORIDA	*	1.0	3	3	3	2	1	1	0	1	0	0	0	0	6-4	2-0	0	3.50	28
Totals		3	14.0	13	8	7	11	12	2	0	2	1	0	0	0	80-14	2-0	0	3.50	-



RAMSEY WALKER

OF • R/R • 5-7 • Sophomore
Shreveport, La. • Calvary Baptist Academy

16

CAREER STATS

Year	Avg.	GP-GS	AB	R	H	2B	3B	HR	RBI	TB	SLG%	BB	HBP	SO	GDP	OBP	SF	SH	SB-ATT	PO	A	E	FLD%
2025	.143	47-1	7	9	1	0	0	0	2	1	.143	1	0	2	0	.222	1	0	0-0	7	0	1	.875
2026	.357	34-10	42	17	15	4	0	2	11	25	.595	0	0	3	1	.357	0	0	0-0	6	0	0	1.000
TOTAL	.327	82-11	49	26	16	4	0	2	13	26	.531	1	0	5	1	.333	1	0	0-0	13	0	1	.929

SEASON HIGHS

Category	No.	Opponent (Last)	Date
Hits	2	4x (Omaha)	2/28/26
Doubles	1	4x (Alabama)	2/14/26
Triples	-	-	-
Home Runs	1	Omaha	2/26/26
RBI	3	at Coastal Carolina	2/7/26
Runs	2	3x (SEMO)	2/21/26
Walks	-	-	-
ABs	3	5x (Omaha)	2/28/26

CAREER HIGHS

Category	No.	Opponent (Last)	Date
Hits	2	4x (Omaha)	2/28/26
Doubles	1	4x (Alabama)	2/14/26
Triples	-	-	-
Home Runs	1	Omaha	2/26/26
RBI	3	at Coastal Carolina	2/7/26
Runs	2	3x (SEMO)	2/21/26
Walks	-	-	-
ABs	3	5x (Omaha)	2/28/26

PLAYER PROFILE

- » Appeared in 48 games primarily as a defensive sub in right field in 2025. Recorded her first collegiate RBI with a sacrifice fly and also walked during a 23-0 win over Lipscomb on Feb. 7. Garnered her first collegiate hit courtesy of a pinch-hit RBI single during a win over Colorado State (April 18)
- » Named a Top 100 Freshman by D1 Softball and appeared on the Softball America Freshman Watch List ahead of the 2025 Season.
- » Prepped at Calvary Baptist Academy in Shreveport, La. where she helped lead the Lady Cavs' to four-straight 2A State Championships. Named a MaxPreps All-American after batting .575 with 23 home runs, 68 RBI and 41 extra-base hits as a senior in 2024. Her 23 home runs led the state of Louisiana and ranked fifth nationally.
- » Registered a .500 batting average and .574 on-base percentage with 21 home runs, 55 RBI, 17 doubles and two triples as a junior in 2023
- » Goes by the nickname Rambo, which she acquired from her travel ball teammates and came from the popular action-movie series, starring Sylvester Stallone.
- » Father Clint Walker played baseball at Arkansas from 1994-1996.
- » Enjoys hunting in her free time.

CAREER HONORS

- » D1 Softball D100 Freshman (2025)
- » Softball America Freshman Watch List (2025)
- » Max Preps All-American (2024)
- » Louisiana State Player of the Year (2022, 2024)
- » No. 16 Overall Player in Class of 2024 (Extra Inning Softball)

GAME-BY-GAME

Date	Opponent	Pos	AB	R	H	RBI	2B	3B	HR	BB	SB	CS	HBP	SAC	SF	GDP	K	PO	A	E	AVG			
Feb 06	vs Virginia	pr/of	2	2	2	2	0	0	0	0	0	0	0	0	0	0	0	0	0	0	0	0.1000		
Feb 06	vs Akron	pr	0	1	0	0	0	0	0	0	0	0	0	0	0	0	0	0	0	0	0	0.1000		
Feb 07	at Coastal Carolina	ph	1	1	1	3	0	0	1	0	0	0	0	0	0	0	0	0	0	0	0	0.1000		
Feb 08	vs Akron	ph/dh	3	2	2	0	1	0	0	0	0	0	0	0	0	0	0	0	0	0	0	.833		
Feb 13	vs Clemson	ph	1	0	0	0	0	0	0	0	0	0	0	0	0	0	0	0	0	0	0	.714		
Feb 15	at Texas State	ph	1	0	1	1	1	0	0	0	0	0	0	0	0	0	0	0	0	0	0	.750		
Feb 20	NORTHWESTERN	ph/of	1	0	0	1	0	0	0	0	0	0	0	0	0	0	0	0	0	0	0	.667		
Feb 21	NORTHWESTERN	ph	1	1	0	0	0	0	0	0	0	0	0	0	0	0	0	0	0	0	0	.600		
Feb 21	SEMO	*of	3	2	1	1	0	0	0	0	0	0	0	0	0	0	0	0	0	1	0	.538		
Feb 22	NORTHWESTERN	ph/d	3	1	2	0	1	0	0	0	0	0	0	0	0	0	0	0	1	0	0	.562		
Feb 26	OMAHA	*of	2	1	1	1	0	0	1	0	0	0	0	0	0	0	0	0	0	0	0	.556		
Feb 27	CHARLOTTE	*of	3	0	1	1	0	0	0	0	0	0	0	0	0	0	0	1	0	0	0	.524		
Feb 28	OMAHA	*of	3	0	1	0	0	0	0	0	0	0	0	0	0	0	0	0	0	1	0	.500		
March 1	KANSAS	*of	2	0	0	0	0	0	0	0	0	0	0	0	0	0	0	0	0	0	0	.462		
Mar 06	GEORGIA	*of	2	0	0	0	0	0	0	0	0	0	0	0	0	0	0	0	0	1	0	.429		
Mar 07	GEORGIA	ph	1	0	0	0	0	0	0	0	0	0	0	0	0	0	0	0	0	0	0	.414		
Mar 09	at Missouri State	*dh/of	2	1	1	0	0	0	0	0	0	0	0	0	0	0	0	0	0	0	0	.419		
Mar 14	at Alabama	ph	1	1	1	0	1	0	0	0	0	0	0	0	0	0	0	0	0	0	0	.438		
Mar 15	at Alabama	*of	2	0	0	0	0	0	0	0	0	0	0	0	0	0	0	0	1	2	0	.412		
Mar 20	UCONN	*of	2	0	0	0	0	0	0	0	0	0	0	0	0	0	0	0	0	0	1	0	.389	
Mar 24	at UCA	ph/of	1	0	0	0	0	0	0	0	0	0	0	0	0	0	0	0	0	0	0	.378		
Mar 28	FLORIDA	*of	3	0	0	0	0	0	0	0	0	0	0	0	0	0	0	0	1	0	0	.350		
Apr 22	at Tulsa	of/of	2	1	1	1	0	0	0	0	0	0	0	0	0	0	0	0	0	0	0	.357		
Totals			10gs	42	17	15	11	4	0	2	0	0	0	0	0	0	0	0	0	1	3	6	0	.357



KENNEDY MILLER

C • R/R • 5-8 • Junior
Georgetown, Texas • Georgetown HS

17

CAREER STATS

Year	Avg.	GP-GS	AB	R	H	2B	3B	HR	RBI	TB	SLG%	BB	HBP	SO	GDP	OBP	SF	SH	SB-ATT	PO	A	E	FLD%
2024	.331	52-52	136	23	45	5	2	8	36	78	.574	9	8	16	2	.400	2	0	2-2	276	33	1	.997
2025	.223	55-54	139	18	31	4	0	4	29	47	.338	14	6	20	1	.319	1	2	1-1	268	33	2	.993
2026	.312	35-32	77	14	24	4	0	2	23	34	.442	6	4	4	1	.378	3	2	0-1	171	13	3	.984
TOTAL	.284	142-138	352	55	100	13	2	14	88	159	.452	29	18	40	4	.363	6	4	3-4	715	79	6	.993

CAREER HONORS

- » DI Softball Freshman All-American (2024)
- » Softball America Freshman All-American (2024)
- » NFCA First-Team All-South Region (2024)
- » Top 25 Finalist, Schutt Sports/NFCA Division I National Freshman of the Year finalist (2024)
- » SEC Freshman of the Week (March 19, 2024)
- » First-Year SEC Academic Honor Roll (2024)
- » No. 57 on Extra Inning Softball's Extra Elite 100 (2022)

GAME-BY-GAME

Date	Opponent	Pos	AB	R	H	RBI	2B	3B	HR	BB	SB	CS	HBP	SAC	SF	GDP	K	PO	A	E	AVG	
Feb 06	vs Virginia	*c	1	2	1	2	0	0	0	1	0	0	0	0	0	0	0	4	0	0	1.000	
Feb 07	vs Virginia	*dh/c	2	0	0	0	0	0	0	0	0	0	0	0	0	0	0	7	0	0	.333	
Feb 07	at Coastal Carolina	ph	1	0	0	0	0	0	0	0	0	0	0	0	0	0	0	0	0	0	.250	
Feb 08	vs Akron	*dh/c	3	3	3	5	1	0	1	0	0	0	0	0	0	0	0	2	0	0	.571	
Feb 13	vs Wichita State	*dh	1	2	0	0	0	0	1	0	0	0	0	0	0	0	0	0	0	0	.500	
Feb 13	vs Clemson	*c	2	1	1	1	0	0	0	0	0	0	0	0	0	0	0	11	0	0	.500	
Feb 15	at Texas State	*c	3	0	0	1	0	0	0	0	0	0	0	0	0	0	0	3	0	0	.385	
Feb 20	SEMO	*dh/c	2	1	1	1	0	0	0	1	0	0	0	0	0	0	0	10	1	0	.400	
Feb 21	NORTHWESTERN	*dh/c	3	0	1	0	0	0	0	0	0	0	0	0	0	0	0	7	0	0	.389	
Feb 22	NORTHWESTERN	*c	0	1	0	0	0	0	0	0	0	0	1	0	0	0	0	2	0	0	.389	
Feb 27	BOISE STATE	*c	2	0	0	1	0	0	0	0	0	0	0	0	1	0	0	6	0	0	.350	
Feb 28	CHARLOTTE	*c	2	0	0	0	0	0	0	0	0	0	0	0	0	0	0	1	0	0	.318	
Mar 07	GEORGIA	*c	1	0	0	1	0	0	0	1	0	1	0	0	1	0	0	1	0	0	.304	
Mar 08	GEORGIA	*c	3	0	1	0	0	0	0	0	0	0	0	0	0	0	0	10	0	0	.308	
Mar 13	at Alabama	*c	2	0	0	0	0	0	0	0	0	0	0	0	0	0	0	2	7	0	.286	
Mar 14	at Alabama	*c	4	0	1	0	0	0	0	0	0	0	0	0	0	0	0	4	1	0	.281	
Mar 15	at Alabama	c	1	0	0	0	0	0	0	0	0	0	0	0	0	0	0	1	2	0	.273	
Mar 17	UCA	*c	2	0	1	2	0	0	0	0	0	0	0	0	1	0	0	2	0	0	.286	
Mar 21	UCONN	*c	2	0	2	2	0	0	0	0	0	0	1	0	0	0	0	6	0	0	.324	
Mar 22	UCONN	*c	3	0	0	0	0	0	0	0	0	0	0	0	0	0	0	9	0	1	.300	
Mar 24	at UCA	*dh/c	3	0	1	1	1	0	0	0	0	0	0	0	0	0	0	3	0	0	.302	
Mar 27	FLORIDA	*c	2	0	1	2	0	0	0	0	0	0	0	1	0	0	0	6	3	0	.311	
Mar 29	FLORIDA	*c	3	1	1	0	0	0	0	0	0	0	0	0	0	0	0	6	2	0	.312	
Apr 04	AUBURN	*c	2	0	2	2	0	0	0	0	0	0	0	1	0	0	0	8	2	1	.340	
Apr 05	AUBURN	*c	1	0	0	0	0	0	0	0	0	0	1	0	0	0	0	5	0	0	.333	
Apr 06	AUBURN	*c	2	0	1	0	0	0	0	1	0	0	0	0	0	0	0	5	0	0	.340	
Apr 10	at Mississippi State	*c	2	0	0	0	0	0	0	0	0	0	1	0	0	0	0	7	0	0	.327	
Apr 11	at Mississippi State	*c	3	1	1	0	0	0	0	0	0	0	0	0	0	0	0	1	0	0	.328	
Apr 12	at Mississippi State	*c	5	1	1	1	0	0	1	0	0	0	0	0	0	0	0	1	6	0	.317	
Apr 17	at Oklahoma	*c	2	0	0	0	0	0	0	1	0	0	0	0	0	0	0	1	0	5	.308	
Apr 18	at Oklahoma	*c	3	0	1	1	1	0	0	0	0	0	0	0	0	0	0	5	0	0	.309	
Apr 19	at Oklahoma	*c	2	0	1	0	0	0	0	0	0	0	0	0	0	0	0	5	1	0	.314	
Apr 22	at Tulsa	*c	4	1	1	0	1	0	0	0	0	0	0	0	0	0	0	11	2	0	.311	
Apr 24	MISSOURI	*c	3	0	1	0	0	0	0	0	0	0	0	0	0	0	0	4	0	0	.312	
Totals			32gs	77	14	24	23	4	0	2	6	0	1	4	2	3	1	4	171	13	3	.312

SEASON HIGHS

Category	No.	Opponent (Last)	Date
Hits	3	Akron	2/8/26
Doubles	1	2x (at UCA)	3/24/26
Triples	-	-	-
Home Runs	1	Akron	2/8/26
RBI	5	Akron	2/8/26
Runs	3	Akron	2/8/26
Walks	1	5x (Auburn)	3/7/26
ABs	4	at Alabama	3/14/26

CAREER HIGHS

Category	No.	Opponent (Last)	Date
Hits	3	3x (Akron)	2/68/26
Doubles	2	Miss. State	3/23/24
Triples	1	2x (South Carolina)	4/14/24
Home Runs	2	2x (Auburn)	3/16/24
RBI	5	Akron	2/8/26
Runs	3	Akron	2/8/26
Walks	2	2x (Bradley)	2/7/25
ABs	4	6x (at Alabama)	3/14/26

PLAYER PROFILE

- » Earned DI Softball and Softball America Freshman All-America honors after batting .331 with 45 hits, eight home runs, five doubles, two triples, nine walks 36 RBI and 23 runs scored in 2024. She finished second on the team in batting average and fourth in home runs.
- » Ended last season with a hit in four of her final five games played.
- » Threw out six would-be basestealers in 2025.
- » Her eight home runs in 2024 were the most by a Razor-back freshman since Kacie Hoffman hit eight in 2022.
- » Second catcher in program history from Georgetown, Texas, joining Taylor Ellsworth (2022) who she wears No. 17 in honor of and helped connect Miller with Arkansas during her recruitment. When she was a kid she took catching lessons from Ellsworth.
- » Led Georgetown High School to a Texas 5A runner-up finish as a junior in 2022 after slashing .422/.517/.989 and recorded 12 home runs, 35 runs scored and 40 RBI.
- » Majoring in Finance Real Estate



TIANNA BELL • TEE-Ah-nuh

1B • R/R • 5-5 • Senior
Antioch, Calif. • Heritage HS / Cal

20

CAREER STATS

Year	Avg.	GP-GS	AB	R	H	2B	3B	HR	RBI	TB	SLG%	BB	HBP	SO	GDP	OBP	SF	SH	SB-ATT	PO	A	E	FLD%
2023	.226	37-34	93	11	21	2	0	5	20	38	.409	12	3	23	1	.333	0	2	0-0	19	30	3	.942
2024	.305	56-56	154	24	47	6	0	12	34	89	.578	21	4	33	1	.398	2	3	1-3	337	19	4	.989
2025	.347	58-58	176	35	61	10	0	15	54	116	.659	12	6	33	0	.401	3	0	4-4	308	11	3	.991
2026	.387	46-46	142	35	55	7	0	14	51	104	.732	17	3	14	2	.463	0	0	0-0	268	2	0	1.000
TOTAL	.326	197-194	565	105	184	25	0	46	159	347	.614	62	16	103	3	.404	5	5	5-7	930	62	10	.990

SEASON HIGHS

Category	No.	Opponent (Last)	Date
Hits	3	6x (UCA)	3/24/26
Doubles	2	Coastal Carolina	2/7/26
Triples	-	-	-
Home Runs	2	Texas State	2/20/26
RBI	4	3x (UConn)	3/20/26
Runs	3	2x (Charlotte)	2/28/26
Walks	2	2x (Charlotte)	2/22/26
ABs	5	Akron	2/8/26

CAREER HIGHS

Category	No.	Opponent (Last)	Date
Hits	3	8x (CCU)	2/7/26
Doubles	2	19x (CCU)	2/7/26
Triples	-	-	-
Home Runs	2	Texas State	2/20/26
RBI	5	San Diego	2/1/23
Runs	3	3x (CCU)	2/7/26
Walks	2	5x (CSU Bakersfield)	3/1/25
ABs	6	Syracuse	5/3/25

PLAYER PROFILE

- » Transferred to Arkansas after spending the 2023-2025 seasons at Cal.
- » Started all 58 games for Cal at first base in 2025 while earning Third-Team NFCA All-Region honors in addition to being a Second-Team All-ACC selection. The Antioch, Calif., native batted .347 with 61 hits, 15 home runs, 10 doubles, 35 runs scored, 116 total bases, 12 walks and four stolen bases while posting a .659 slugging percentage and a .401 on-base percentage. She posted 14 multi-hit games and 14 multi-RBI games while leading the team in slugging percentage (.659), RBIs (54), home runs (15) and total bases (116). Defensively, Bell recorded a .991 fielding percentage with 308 putouts and 11 assists in 322 chances.
- » As a sophomore in 2024, she started in all 56 games while being named Third-Team All-Pac 12 and Third-Team NFCA All-Region. Bell batted .305 with 47 hits, six doubles, 12 home runs and 34 RBI while drawing 21 walks and scoring 24 runs.
- » Prepped at Heritage High School in Antioch, Calif., where she helped lead her team to league championships as a freshman and junior while earning first-team all-league honors all three years of her high school career (2020 canceled due to COVID). Played third base while in high school.

CAREER HONORS

- » Second Team All-ACC selection (2025)
- » NFCA West Region Third Team honoree (2025)
- » All PAC-12 Third Team (2024)
- » Third Team NFCA All-Region honoree (2024)
- » No. 13 on Extra Inning Softball's Extra Elite 100 (2022)

GAME-BY-GAME

Date	Opponent	GS	AB	R	H	RBI	2B	3B	HR	BB	SB	CS	HBP	SAC	SF	GDP	K	PO	A	E	AVG	
Feb 06	vs Virginia	*1b	3	1	2	1	0	0	0	0	0	0	0	0	0	0	0	4	0	0	.667	
Feb 06	vs Akron	*1b	4	2	1	0	0	0	0	0	0	0	0	0	0	0	0	6	0	0	.429	
Feb 07	vs Virginia	*1b	3	1	3	1	0	0	0	0	0	0	0	0	0	0	0	7	0	0	.600	
Feb 07	at Coastal Carolina	*1b	3	3	3	1	2	0	0	0	0	0	0	0	0	0	0	5	0	0	.692	
Feb 08	vs Akron	*1b	5	1	2	1	0	0	0	0	0	0	0	0	0	0	0	7	0	0	.611	
Feb 13	vs Wichita State	*1b	4	0	0	0	0	0	0	0	0	0	0	0	0	0	0	5	0	0	.500	
Feb 13	vs Clemson	*1b	3	2	1	2	0	0	1	0	0	0	0	0	0	0	0	1	0	0	.480	
Feb 14	vs BYU	*1b	2	2	1	3	0	0	1	1	0	0	1	0	0	0	0	6	0	0	.481	
Feb 15	at Texas State	*1b	4	2	3	3	0	0	2	0	0	0	0	0	0	0	1	8	0	0	.516	
Feb 20	SEMO	*1b	3	0	1	1	0	0	0	1	0	0	0	0	0	0	0	7	0	0	.500	
Feb 20	NORTHWESTERN	*1b	3	0	1	0	0	0	1	0	0	0	0	0	0	0	1	5	0	0	.486	
Feb 21	NORTHWESTERN	*1b	3	1	1	0	1	0	0	0	0	0	0	0	0	0	0	6	0	0	.475	
Feb 21	SEMO	*1b	2	1	1	1	1	0	1	0	0	0	0	0	0	0	0	5	0	0	.476	
Feb 22	NORTHWESTERN	*1b	2	0	1	0	0	0	1	0	0	0	1	0	0	0	0	5	0	0	.477	
Feb 26	OMAHA	*1b	3	2	2	2	1	0	1	0	0	0	0	0	0	0	0	3	0	0	.489	
Feb 27	BOISE STATE	*1b	1	0	0	0	0	0	0	2	0	0	0	0	0	0	0	6	0	0	.479	
Feb 27	CHARLOTTE	*1b	1	3	1	4	0	0	1	2	0	0	0	0	0	0	0	6	0	0	.490	
Feb 28	OMAHA	*1b	3	1	2	1	0	0	0	0	0	0	0	0	0	0	0	9	0	0	.500	
Feb 28	CHARLOTTE	*1b	2	0	1	0	0	0	1	0	0	0	0	0	0	0	0	7	0	0	.500	
March 1	KANSAS	*1b	3	0	0	0	0	0	0	0	0	0	0	0	0	0	0	4	0	0	.474	
Mar 06	GEORGIA	*1b	3	0	0	0	0	0	1	0	0	0	0	0	0	0	2	10	0	0	.450	
Mar 07	GEORGIA	*1b	4	1	2	4	0	0	1	0	0	0	0	0	0	0	0	8	0	0	.453	
Mar 08	GEORGIA	*1b	4	1	3	2	0	0	1	0	0	0	0	0	0	0	0	4	0	0	.471	
Mar 09	at Missouri State	*1b	3	1	1	2	0	0	1	0	0	0	0	0	0	0	0	7	0	0	.465	
Mar 13	at Alabama	*1b	3	0	0	0	0	0	0	0	0	0	0	0	0	0	0	1	1	1	.446	
Mar 14	at Alabama	*1b	5	0	0	1	0	0	0	0	0	0	0	0	0	0	2	10	0	0	.418	
Mar 15	at Alabama	*1b	2	0	0	0	0	0	1	0	0	0	0	0	0	0	0	1	5	0	.407	
Mar 17	UCA	*1b	2	0	0	1	0	0	0	1	0	0	0	0	0	0	0	7	0	0	.398	
Mar 20	UConn	*1b	4	2	3	3	1	0	1	0	0	0	0	0	0	0	0	3	0	0	.414	
Mar 21	UConn	*1b	4	1	3	4	0	0	0	0	0	0	0	0	0	0	0	7	1	0	.429	
Mar 22	UConn	*1b	3	0	1	0	0	0	0	1	0	0	0	0	0	0	0	5	0	0	.426	
Mar 24	at UCA	*1b	4	1	3	1	1	0	0	0	0	0	0	0	0	0	0	9	0	0	.439	
Mar 27	FLORIDA	*1b	4	1	2	2	0	0	0	0	0	0	0	0	0	0	0	9	0	0	.441	
Mar 28	FLORIDA	*1b	3	0	0	0	0	0	0	0	0	0	1	0	0	1	0	11	0	0	.429	
Mar 29	FLORIDA	*1b	2	0	0	0	0	0	1	0	0	0	0	0	0	0	0	2	3	0	.421	
Apr 04	AUBURN	*1b	3	0	0	0	0	0	0	0	0	0	0	0	0	0	0	3	0	0	.409	
Apr 05	AUBURN	*1b	3	1	1	2	0	0	1	0	0	0	0	0	0	0	0	8	0	0	.407	
Apr 06	AUBURN	*1b	3	1	1	1	0	0	1	0	0	0	0	0	0	0	0	5	0	0	.405	
Apr 10	at Mississippi State	*1b	3	0	0	0	0	0	0	0	0	0	0	0	0	1	0	8	0	0	.395	
Apr 11	at Mississippi State	*1b	3	0	2	0	0	0	0	0	0	0	0	0	0	0	0	1	5	0	.402	
Apr 12	at Mississippi State	*1b	4	0	2	2	0	0	0	1	0	0	0	0	0	0	0	3	0	0	.405	
Apr 17	at Oklahoma	*1b	4	2	2	2	0	0	1	0	0	0	0	0	0	0	0	3	0	0	.408	
Apr 18	at Oklahoma	*1b	3	1	1	2	0	0	1	0	0	0	0	0	0	0	0	6	0	0	.406	
Apr 19	at Oklahoma	*1b	3	0	0	1	0	0	0	0	0	0	0	0	0	0	0	1	3	0	.397	
Apr 22	at Tulsa	*1b	4	0	0	0	0	0	0	0	0	0	0	0	0	0	2	6	0	0	.386	
Apr 24	MISSOURI	*1b	2	0	1	0	0	0	0	1	0	0	0	0	0	0	0	7	0	0	.387	
Totals			46gs	142	35	55	51	7	0	14	17	0	0	3	0	0	2	14	268	2	0	.387



AVA CARTER

OF • L/R • 5-6 • Sophomore
Paragould, Ark. • Greene County Tech HS

21

CAREER STATS

Year	Avg.	GP-GS	AB	R	H	2B	3B	HR	RBI	TB	SLG%	BB	HBP	SO	GDP	OBP	SF	SH	SB-ATT	PO	A	E	FLD%
2025	.357	21-5	14	12	5	1	2	0	5	10	.714	3	0	3	0	.471	1	0	0-0	2	0	0	1.000
2026	.167	7-0	6	4	1	0	0	0	2	1	.167	0	0	0	0	.167	0	0	1-1	0	0	0	.000
TOTAL	.300	34-5	20	16	6	1	2	0	8	11	.550	3	0	3	0	.375	1	0	1-1	2	0	0	1.000

CAREER HONORS

- » First-Year SEC Academic Honor Roll (2025)
- » Jonesboro Sun Player of the Year (2022, 2023)
- » Arkansas 5A All-State (2021, 2022, 2023)

GAME-BY-GAME

Date	Opponent	Pos	AB	R	H	RBI	2B	3B	HR	BB	SB	CS	HBP	SAC	SF	GDP	K	PO	A	E	AVG	
Feb 06	vs Virginia	ph	1	0	0	0	0	0	0	0	0	0	0	0	0	0	0	0	0	0	0	.000
Feb 08	vs Akron	ph	1	0	0	0	0	0	0	0	0	0	0	0	0	0	0	0	0	0	0	.000
Feb 15	at Texas State	ph	1	0	0	0	0	0	0	0	0	0	0	0	0	0	0	0	0	0	0	.000
Feb 21	SEMO	ph	1	1	1	2	0	0	0	0	0	0	0	0	0	0	0	0	0	0	0	.250
Feb 28	CHARLOTTE	ph	1	0	0	0	0	0	0	0	0	0	0	0	0	0	0	0	0	0	0	.200
Mar 09	at Missouri State	ph	1	0	0	0	0	0	0	0	0	0	0	0	0	0	0	0	0	0	0	.167
Totals		Ogs	6	1	1	2	0	0	0	0	0	0	0	0	0	0	0	0	0	0	0	.167

SEASON HIGHS

Category	No.	Opponent (Last)	Date
Hits	1	SEMO	2/21/26
Doubles	-	-	-
Triples	-	-	-
Home Runs	-	-	-
RBI	1	SEMO	2/21/26
Runs	1	SEMO	2/21/26
Walks	-	-	-
ABs	1	5x (Charlotte)	2/28/26

CAREER HIGHS

Category	No.	Opponent (Last)	Date
Hits	2	Lipscomb	2/7/25
Doubles	1	Lipscomb	2/7/25
Triples	2	2x (Southern Miss)	2/16/25
Home Runs	-	Lipscomb	2/7/25
RBI	3	Lipscomb	2/7/25
Runs	2	Lipscomb	2/7/25
Walks	1	3x (ULM)	2/16/25
ABs	2	2x (San Diego)	2/7/25

PLAYER PROFILE

- » Appeared in 25 games while starting five games in 2025 ... Registered a .357 batting average with five hits including a double and two triples while registering six RBI, 12 runs scored and three walks ... Posted a .714 slugging percentage and .444 on-base percentage ... Recorded a multi-hit game and multi-RBI game ... Went 2-2 with three RBI, two runs scored, a double, a triple and a walk during her collegiate debut, a 23-0 win over Lipscomb (Feb. 7) ... Registered a hit in each of the Razorbacks' wins over Southern Miss (Feb. 15-16)
- » Prepped at Greene County Tech High School where she was a three-time all-state selection and two-time Jonesboro Sun Player of the Year.
- » Hit .562 with six home runs and 33 RBI while posting a .638 on-base percentage during her junior campaign
- » Batted .536 with a .643 on-base percentage and a slugging percentage of .821 while smacking two home runs in 2022. Also had 33 runs batted in and 25 stolen bases as a sophomore.
- » Led her high school to state runner-up finishes in 2022-23.
- » Also played basketball in high school, averaging 7.2 points per game, 3.4 rebounds per game and 2.0 steals per game as a senior.



DAKOTA KENNEDY

OF • L/R • 5-8 • Senior
 Sacramento, Calif. • Sheldon HS / Arizona

22

CAREER STATS

Year	Avg.	GP-GS	AB	R	H	2B	3B	HR	RBI	TB	SLG%	BB	HBP	SO	GDP	OBP	SF	SH	SB-ATT	PO	A	E	FLD%
2023	.356	53-49	146	45	52	6	2	10	35	92	.630	21	5	26	2	.453	0	5	9-10	63	2	1	.985
2024	.400	56-56	170	54	68	10	0	13	34	117	.688	42	2	20	0	.521	1	3	6-8	111	6	0	1.000
2025	.444	44-44	135	48	60	10	4	5	21	93	.689	28	2	15	0	.539	2	0	7-10	74	0	0	1.000
2026	.365	42-42	126	46	46	10	1	14	43	100	.794	21	3	16	0	.461	2	0	7-7	46	1	2	.959
TOTAL	.392	195-191	577	193	226	36	7	42	137	402	.697	112	12	77	2	.496	5	8	28-34	288	9	3	.990

SEASON HIGHS

Category	No.	Opponent (Last)	Date
Hits	3	5x (UConn)	3/20/26
Doubles	2	Wichita State	2/13/26
Triples	-	-	-
Home Runs	3	Kansas	3/1/26
RBI	7	at Alabama	3/14/26
Runs	3	4x (UConn)	3/21/26
Walks	2	at UCA	3/24/26
ABs	4	12x (Florida)	3/27/26

CAREER HIGHS

Category	No.	Opponent (Last)	Date
Hits	4	2x (Grand Canyon)	4/30/24
Doubles	2	Wichita State	2/13/26
Triples	1	7x (Ole Miss)	5/18/25
Home Runs	3	Kansas	3/1/26
RBI	7	at Alabama	3/14/26
Runs	4	1x (New Mexico St.)	4/9/24
Walks	3	4x (Arizona State)	4/20/24
ABs	7	1x (Indiana)	2/24/24
Stolen Bases	2	2x (Clemson)	2/13/26

PLAYER PROFILE

- » Two-Time NFCA All-American (2023, 2024) and three-time NFCA All-Region selection (2023, 2024, 2025).
- » Became just the third player in program history to hit 3+ homers in a game with three during an 11-3 win over Kansas on March 1.
- » Entering the 2026 season Kennedy was just one of seven players nationally with a career batting average of .399+ and 400+ at-bats.
- » Recorded career-highs in batting average (.444), on-base percentage (.539), slugging percentage (.689), and OPS (1.228) in 2025 while tallying 60 hits, 10 doubles, four triples, five home runs, 25 RBI, 28 walks, 48 runs scored and seven stolen bases.
- » Majoring in spanish
- » Two-Time CSC Academic All-America and CSC Academic All-District selection (2024, 2025)

CAREER HONORS

- » Third-Team NFCA All-America (2023, 2024)
- » Rawlings Gold Glove Award Winner (2024)
- » First-Team All-Big 12 (2025)
- » NFCA All-West Region First Team (2024, 2025)
- » First-Team All-PAC 12 (2023,2024)
- » NFCA All-West Region Second Team (2023)
- » Big 12 All-Defensive Team (2025)
- » Pac 12 All-Defensive Team (2023, 2024)
- » Pac 12 All-Freshman Team (2023)
- » CSC Academic All-America (2024, 2025)
- » CSC Academic All-District (2024, 2025)
- » NFCA Scholar Athlete (2023, 2024, 2025)

GAME-BY-GAME

Date	Opponent	Pos	AB	R	H	RBI	2B	3B	HR	BB	SB	CS	HBP	SAC	SF	GDP	K	PO	A	E	AVG	
Feb 06	vs Virginia	*of	3	2	0	0	0	0	0	1	0	0	0	0	0	0	0	0	0	0	0.000	
Feb 06	vs Akron	*of	4	0	1	0	0	0	0	0	0	0	0	0	0	0	0	0	1	0	0.286	
Feb 07	vs Virginia	*of	3	0	0	0	0	0	0	0	0	0	0	0	0	0	0	2	2	0	0.200	
Feb 07	at Coastal Carolina	*of	4	1	0	0	0	0	0	0	0	0	0	0	0	0	0	0	0	0	.143	
Feb 08	vs Akron	*of	4	3	3	2	1	0	1	0	1	0	0	0	0	0	0	0	0	0	.222	
Feb 13	vs Wichita State	*of	4	1	3	1	2	0	0	1	0	0	0	0	0	0	0	0	0	0	.318	
Feb 13	vs Clemson	*of	2	2	2	2	0	0	1	2	0	0	0	0	0	0	0	0	0	0	.375	
Feb 14	vs BYU	*of	2	1	0	1	0	0	0	1	0	0	0	0	1	0	0	2	0	0	.346	
Feb 15	at Texas State	*of	3	1	1	0	1	0	0	0	0	0	1	0	0	0	1	1	0	0	.345	
Feb 20	SEMO	*of	3	0	0	1	0	0	0	0	0	0	0	0	1	0	1	0	0	0	.312	
Feb 20	NORTHWESTERN	*of	3	0	0	0	0	0	0	1	0	0	0	0	0	0	0	0	0	0	.286	
Feb 21	NORTHWESTERN	*of	4	1	1	1	0	0	1	0	0	0	0	0	0	0	0	1	0	0	.282	
Feb 21	SEMO	*of	3	0	0	0	0	0	0	0	0	0	0	0	0	0	0	0	1	0	.262	
Feb 22	NORTHWESTERN	*of	4	1	1	0	1	0	0	0	0	0	0	0	0	0	0	0	1	0	.261	
Feb 26	OMAHA	*of	3	1	1	1	0	0	1	0	0	0	0	0	0	0	0	1	1	0	.265	
Feb 27	BOISE STATE	*of	2	1	0	0	0	0	0	1	0	0	0	0	0	0	0	0	1	0	.255	
Feb 27	CHARLOTTE	*of	3	2	2	0	0	0	0	0	0	0	0	0	0	0	0	0	1	0	.278	
Feb 28	OMAHA	*of	4	0	0	0	0	0	0	0	0	0	0	0	0	0	0	1	1	0	.259	
Feb 28	CHARLOTTE	*of	2	3	1	3	0	0	1	0	0	0	1	0	0	0	0	0	2	0	.267	
March 1	KANSAS	*of	3	3	3	5	0	0	3	0	0	0	0	0	0	0	0	0	0	0	.302	
Mar 06	GEORGIA	*of	4	1	0	0	0	0	0	0	0	0	0	0	0	0	2	1	0	0	.284	
Mar 07	GEORGIA	*of	3	1	2	0	0	0	0	1	0	0	0	0	0	0	0	0	0	0	.300	
Mar 08	GEORGIA	*of	3	0	1	0	0	0	0	1	0	0	0	0	0	0	0	1	2	0	.301	
Mar 09	at Missouri State	*of	2	1	1	0	0	0	0	1	0	0	0	0	0	0	0	0	1	0	.307	
Mar 13	at Alabama	*of	3	1	2	0	1	0	0	0	0	0	0	0	0	0	0	0	2	1	.321	
Mar 14	at Alabama	*of	4	2	3	7	1	0	2	1	0	0	0	0	0	0	0	0	0	0	.341	
Mar 15	at Alabama	*of	3	0	0	0	0	0	0	0	0	0	0	0	0	0	0	0	2	0	.329	
Mar 17	UCA	*of	2	1	1	2	0	0	0	1	0	0	0	0	0	0	0	0	0	1	.333	
Mar 20	UCONN	*of	4	3	3	3	0	1	1	0	1	0	0	0	0	0	0	0	0	0	.352	
Mar 21	UCONN	*of	3	1	1	0	0	0	0	1	1	0	0	0	0	0	0	0	2	0	.351	
Mar 22	UCONN	*of	2	2	0	1	0	0	0	1	1	0	1	0	0	0	0	0	1	0	.344	
Mar 24	at UCA	*of	2	2	2	2	1	0	1	2	0	0	0	0	0	0	0	0	0	0	.357	
Mar 27	FLORIDA	*of	4	1	1	0	0	0	0	0	0	0	0	0	0	0	0	1	0	0	.353	
Mar 28	FLORIDA	*of	4	0	2	2	1	0	0	0	0	0	0	0	0	0	0	1	3	0	.358	
Mar 29	FLORIDA	*of	3	1	1	3	0	0	1	1	0	0	0	0	0	0	0	1	5	0	.358	
Apr 04	AUBURN	*of	2	2	1	0	0	0	0	1	0	0	0	0	0	0	0	0	2	0	.360	
Apr 05	AUBURN	*of	3	0	0	0	0	0	0	0	0	0	0	0	0	0	0	1	0	0	.351	
Apr 06	AUBURN	*of	2	1	1	1	0	0	1	1	0	0	0	0	0	0	0	0	2	0	.353	
Apr 10	at Mississippi State	*of	2	0	1	0	0	0	0	1	0	0	0	0	0	0	0	0	0	0	.356	
Apr 11	at Mississippi State	*of	2	1	1	3	0	0	1	1	0	0	0	0	0	0	0	0	3	0	.358	
Apr 12	at Mississippi State	*of	3	2	3	2	1	0	2	0	0	0	0	0	0	0	0	0	2	0	.374	
Apr 17	at Oklahoma	*of	3	0	0	0	0	0	0	0	0	0	0	0	0	0	0	0	1	3	0	.365
Totals			42qs	126	46	46	43	10	1	14	21	7	0	3	0	2	0	16	46	1	2	.365



REAGAN JOHNSON

OF • L/R • 5-4 • Senior
Karnes City, Texas • Karnes City HS

23

CAREER STATS

Year	Avg.	GP-GS	AB	R	H	2B	3B	HR	RBI	TB	SLG%	BB	HBP	SO	GDP	OBP	SF	SH	SB-ATT	PO	A	E	FLD%
2023	.378	59-59	209	47	79	3	4	0	20	90	.431	14	0	41	0	.415	1	1	18-18	86	4	3	.968
2024	.380	55-55	192	35	73	4	1	0	11	79	.411	15	1	19	0	.426	1	1	12-14	85	4	1	.989
2025	.351	58-58	205	53	72	6	2	0	11	82	.400	26	2	24	0	.427	1	2	20-22	91	3	0	1.000
2026	.329	46-46	140	48	46	4	1	0	12	52	.371	25	0	26	0	.430	0	4	18-18	63	1	0	1.000
TOTAL	.362	218-218	746	183	270	17	8	0	54	303	.406	80	3	110	0	.424	3	8	68-72	325	12	4	.988

CAREER HONORS

- » NFCA Second-Team All-Central Region (2025)
- » First-Team All-SEC (2024)
- » First-Team NFCA All-South Region (2023, 2024)
- » SEC Spring Academic Honor Roll (2024)
- » TUCCI/NFCA National Freshman of the Year Top 10 Finalist (2023)
- » D1 Softball Freshman All-American (2023)
- » All-SEC Second Team (2023)
- » SEC Freshman of the Week (April 25, 2023)

GAME-BY-GAME

Date	Opponent	Pos	AB	R	H	RBI	2B	3B	HR	BB	SB	CS	HBP	SAC	SF	GDP	K	PO	A	E	AVG	
Feb 06	vs Virginia	*of	4	1	1	3	1	0	0	0	0	0	0	0	0	0	0	0	2	0	0	.250
Feb 06	vs Akron	*of	4	1	1	1	0	0	0	1	1	0	0	0	0	0	0	0	1	0	0	.250
Feb 07	vs Virginia	*of	3	0	0	0	0	0	0	0	0	0	0	0	0	0	0	0	2	3	0	.182
Feb 07	at Coastal Carolina	*of	3	1	1	0	0	0	0	0	1	0	0	0	0	0	0	0	0	0	0	.214
Feb 08	vs Akron	*of	3	1	1	2	0	0	0	1	1	0	0	0	0	0	0	0	1	0	0	.235
Feb 13	vs Wichita State	*of	3	0	3	0	0	0	0	1	2	0	0	0	0	0	0	0	0	0	0	.350
Feb 13	vs Clemson	*of	2	1	0	1	0	0	0	1	0	0	0	0	0	0	0	0	0	0	0	.318
Feb 14	vs BYU	*of	3	2	3	0	0	0	0	1	1	0	0	0	0	0	0	0	0	0	0	.400
Feb 15	at Texas State	*of	2	2	1	0	0	0	0	1	1	0	0	1	0	0	0	0	0	0	0	.407
Feb 20	SEMO	*of	2	1	1	0	0	0	0	2	0	0	0	0	0	0	0	0	0	0	0	.414
Feb 20	NORTHWESTERN	*of	4	1	1	1	1	0	0	0	0	0	0	0	0	0	0	0	2	3	0	.394
Feb 21	NORTHWESTERN	*of	4	1	1	0	0	0	0	0	0	0	0	0	0	0	0	0	1	0	0	.378
Feb 21	SEMO	*of	3	3	2	0	0	0	0	1	1	0	0	0	0	0	0	0	1	1	0	.400
Feb 22	NORTHWESTERN	*of	3	1	0	0	0	0	0	0	0	0	0	1	0	0	0	1	3	0	0	.372
Feb 26	OMAHA	*of	2	1	1	0	0	0	0	1	1	0	0	0	0	0	0	0	1	1	0	.378
Feb 27	BOISE STATE	*of	3	1	2	0	0	0	0	0	0	0	0	0	0	0	0	0	0	0	0	.396
Feb 27	CHARLOTTE	*of	1	2	0	0	0	0	0	2	0	0	0	0	0	0	0	0	0	0	0	.388
Feb 28	OMAHA	*of	2	1	1	0	0	0	0	2	1	0	0	0	0	0	0	0	0	0	0	.392
Feb 28	CHARLOTTE	*of	3	2	2	0	1	0	0	0	0	0	0	0	0	0	0	0	0	2	0	.407
March 1	KANSAS	*of	3	2	2	0	0	0	0	0	0	0	0	0	0	0	0	0	4	0	0	.421
Mar 06	GEORGIA	*of	3	0	1	0	0	0	0	1	0	0	0	0	0	0	0	0	0	3	0	.417
Mar 07	GEORGIA	*of	2	1	0	0	0	0	0	2	0	0	0	0	0	0	0	0	1	5	0	.403
Mar 08	GEORGIA	*of	4	1	1	0	0	0	0	0	0	0	0	0	0	0	0	0	2	2	0	.394
Mar 09	at Missouri State	*of	3	2	2	0	0	0	0	0	1	0	0	0	0	0	0	0	0	0	0	.406
Mar 13	at Alabama	*of	3	0	0	0	0	0	0	0	0	0	0	0	0	0	0	3	3	0	0	.389
Mar 14	at Alabama	*of	4	2	2	0	0	0	0	1	0	0	0	0	0	0	0	0	1	0	0	.395
Mar 15	at Alabama	*of	3	0	0	0	0	0	0	0	0	0	0	0	0	0	0	0	2	1	0	.380
Mar 17	UCA	*of	2	1	1	0	0	0	0	0	0	0	0	1	0	0	0	0	1	0	0	.383
Mar 20	UCONN	*of	3	2	2	0	0	0	0	0	0	0	0	0	0	0	0	0	0	3	0	.393
Mar 21	UCONN	*of	4	2	2	0	1	1	0	0	0	0	0	0	0	0	0	2	0	0	0	.398
Mar 22	UCONN	*of	2	3	1	0	0	0	0	2	3	0	0	0	0	0	0	0	0	3	0	.400
Mar 24	at UCA	*of	3	1	0	0	0	0	0	1	0	0	0	0	0	0	0	0	1	2	1	.387
Mar 27	FLORIDA	*of	4	1	2	1	0	0	0	0	0	0	0	0	0	0	0	0	1	0	0	.392
Mar 28	FLORIDA	*of	4	0	1	0	0	0	0	0	0	0	0	0	0	0	0	0	1	0	0	.386
Mar 29	FLORIDA	*of	3	1	1	0	0	0	0	1	0	0	0	0	0	0	0	0	1	0	0	.385
Apr 04	AUBURN	*of	3	0	1	1	0	0	0	0	1	0	0	0	0	0	0	0	1	0	0	.383
Apr 05	AUBURN	*of	3	0	0	0	0	0	0	0	0	0	0	0	0	0	0	0	0	1	0	.373
Apr 06	AUBURN	*of	4	0	1	0	0	0	0	0	1	0	0	0	0	0	0	0	2	5	0	.368
Apr 10	at Mississippi State	*of	3	0	0	0	0	0	0	0	0	0	0	0	0	0	0	0	0	0	0	.359
Apr 11	at Mississippi State	*of	3	1	1	1	0	0	0	0	0	0	0	0	0	0	0	1	2	0	0	.358
Apr 12	at Mississippi State	*of	4	2	1	0	0	0	0	1	1	0	0	0	0	0	0	1	1	0	0	.355
Apr 17	at Oklahoma	*of	2	1	0	0	0	0	0	1	0	0	0	1	0	0	0	0	0	4	0	.349
Apr 18	at Oklahoma	*of	4	0	1	0	0	0	0	0	0	0	0	0	0	0	0	0	0	2	0	.346
Apr 19	at Oklahoma	*of	3	0	1	0	0	0	0	0	0	1	0	0	0	0	0	0	1	0	0	.346
Apr 22	at Tulsa	*of	4	1	0	0	0	0	0	0	1	0	0	0	0	0	0	0	0	0	0	.336
Apr 24	MISSOURI	*of	3	1	0	1	0	0	0	1	0	0	0	0	0	0	0	0	1	0	0	.329
Totals			46qs	140	48	46	12	4	1	0	25	18	0	0	4	0	0	26	63	1	0	.329

SEASON HIGHS


Category	No.	Opponent (Last)	Date
Hits	3	2x (BYU)	2/14/26
Doubles	1	4x (UConn)	2/21/26
Triples	1	UConn	3/21/26
Home Runs	-	-	-
RBI	3	Virginia	2/6/26
Runs	3	2x (UConn)	3/22/26
Walks	2	5x (UConn)	3/22/26
ABs	4	10x (Auburn)	4/6/26

CAREER HIGHS

Category	No.	Opponent (Last)	Date
Hits	4	3x (Ohio)	2/9/24
Doubles	1	10x (UCA)	3/18/25
Triples	1	8x (UConn)	3/21/26
Home Runs	-	-	-
RBI	3	Virginia	2/6/26
Runs	3	4x (SEMO)	2/21/26
Walks	2	10x (SEMO)	2/20/26
ABs	5	12x (Oklahoma St.)	5/18/25
Stolen Bases	3	2x (Illinois)	3/1/25

PLAYER PROFILE

- » Second in all-time career batting average at Arkansas with a .369 career average, trailing only Bri Ellis (.378).
- » Only player in program history to register multiple 70+ hit seasons with 72 in 2025, 73 in 2024 and 79 in 2023.
- » 266 career hits ranked tied for fifth nationally among all D1 players entering this week.
- » Recorded two hits in a series-opening win vs. Florida to become the program's all-time career hits leader with 262, breaking the previous program record of held by Hannah McEwen (2018-22)
- » Went a perfect 109-109 on stolen base attempts in high school. As a junior at Falls City High School, she hit .606 with 42 RBIs, two home runs and 39 stolen bases while being named all-state and district defensive MVP.
- » Also participated in track in high school where she was one of the fastest athletes in the state of Texas. As a senior, she earned all-state recognition and was the 2022 Texas 2A State champion in the 300-meter hurdles, setting a new 2A record in 300-meter hurdles with a time of 43.70. She also was a two-time silver medalist in the 300m hurdles prior to her senior year.



CAM HARRISON

RHP/UTL • R/R • 5-7 • Sophomore
Katy, Texas • Katy HS

25

CAREER STATS

Year	Avg.	GP-GS	AB	R	H	2B	3B	HR	RBI	TB	SLG%	BB	HBP	SO	GDP	OBP	SF	SH	SB-ATT	PO	A	E	FLD%
2025	.500	25-6	9	0	5	3	0	0	4	8	.800	4	0	1	0	.643	0	0	0-0	1	6	0	1.000
2026	.286	24-12	21	3	6	1	0	0	8	7	.333	9	0	4	0	.484	1	0	0-0	0	2	0	1.000
TOTAL	.344	38-16	32	3	11	4	0	0	12	15	.469	13	0	5	0	.522	1	0	0-0	1	9	0	1.000

Year	ERA	W-L	APP	GS	CG	SHO	SV	IP	H	R	ER	BB	SO	2B	3B	HR	BF	B.AVG	WP	HBP	BK	SF	SH
2025	3.35	4-2	19	6	0	0/1	3	48.0	38	24	23	33	46	4	2	6	213	.225	7	2	0	4	5
2026	3.80	3-0	10	5	1	0/1	1	27.2	19	15	15	12	29	2	0	3	116	.190	4	4	0	0	0
TOTAL	3.52	7-2	29	11	1	0/2	4	75.2	57	39	38	45	75	6	2	9	329	.212	11	6	0	4	5

SEASON HIGHS (PITCHING)

Category	No.	Opponent (Last)	Date
Innings	6.0	Virginia	2/7/26
Longest Start	4.0	Wichita State	2/13/26
Shortest Start	2.0	Northwestern	2/22/26
Longest Relief	6.0	Virginia	2/7/26
Hits	4	Northwestern	2/22/26
Runs	4	Northwestern	2/22/26
Earned Runs	4	Northwestern	2/22/26
Walks	3	Northwestern	2/22/26
Strikeouts	7	Wichita State	2/13/26

CAREER HIGHS (PITCHING)

Category	No.	Opponent (Last)	Date
Innings	6.1	Florida	4/6/25
Longest Start	5.0	San Diego	2/8/25
Shortest Start	0.2	Tennessee	3/24/25
Longest Relief	4.0	Ole Miss	5/23/25
Hits	6	Florida	4/6/25
Runs	3	4x (South Carolina)	4/12/25
Earned Runs	3	4x (South Carolina)	4/12/25
Walks	5	Southern Miss	2/16/25
Strikeouts	8	2x (Southern Miss)	2/16/25

SEASON HIGHS (HITTING)

Category	No.	Opponent (Last)	Date
Hits	1	6x (Oklahoma)	4/17/26
Doubles	1	Oklahoma	4/17/26
Triples	-	-	-
Home Runs	-	-	-
RBI	1	8x (Oklahoma)	4/17/26
Runs	1	2x (Akron)	2/6/26
Walks	3	Akron	2/6/26
ABs	2	3x (NW)	2/20/26

CAREER HIGHS (HITTING)

Category	No.	Opponent (Last)	Date
Hits	1	12x (Oklahoma)	4/17/26
Doubles	1	3x (Oklahoma)	4/17/26
Triples	-	-	-
Home Runs	-	-	-
RBI	2	ULM	2/14/25
Runs	1	2x (Akron)	2/6/26
Walks	3	Akron	2/6/26
ABs	2	3x (NW)	2/20/26

CAREER HONORS

- » D1 Softball D100 Freshman (2025)
- » Softball America Freshman Watch List (2025)
- » Texas Gatorade Player of the Year (2024)
- » United States 18-U team member (2024)
- » No. 6 Overall Player in Extra Innings Softball Player Rankings (2024)
- » All-Greater Houston Pitcher of the Year (2024)
- » Max Preps All-American (2024)
- » District MVP (2022, 2023)
- » Majoring in Business

GAME-BY-GAME

Date	Opponent	Pos	AB	R	H	RBI	2B	3B	HR	BB	SB	CS	HBP	SAC	SF	GDP	K	PO	A	E	AVG	
Feb 06	vs Virginia	*dh	1	1	1	1	0	0	0	1	0	0	0	0	0	0	0	0	0	0	0	1.000
Feb 06	vs Akron	*dh/p	1	1	0	1	0	0	0	3	0	0	0	0	0	0	0	0	0	0	0	.500
Feb 07	vs Virginia	p/ph	1	0	0	0	0	0	0	0	0	0	0	0	0	0	0	0	0	1	0	.333
Feb 07	at Coastal Carolina	*dh	2	0	1	1	0	0	0	0	0	0	0	0	0	0	0	0	1	0	0	.400
Feb 08	vs Akron	ph	1	0	0	0	0	0	0	0	0	0	0	0	0	0	0	0	0	0	0	.333
Feb 13	vs Wichita State	*p/dh	1	0	1	1	0	0	0	0	0	0	0	0	0	0	0	0	0	0	0	.429
Feb 13	vs Clemson	ph	1	0	0	0	0	0	0	0	0	0	0	0	0	0	0	0	0	0	0	.375
Feb 14	vs BYU	*dh	2	0	0	0	0	0	0	1	0	0	0	0	0	0	0	0	0	0	0	.300
Feb 15	at Texas State	ph	1	0	1	1	0	0	0	0	0	0	0	0	0	0	0	0	0	0	0	.364
Feb 20	NORTHWESTERN	*dh	2	0	0	0	0	0	0	0	0	0	0	0	0	0	0	0	1	0	0	.308
Feb 21	SEMO	ph	0	0	0	1	0	0	0	0	0	0	0	0	1	0	0	0	0	0	0	.308
Feb 27	CHARLOTTE	ph	0	0	0	0	0	0	0	1	0	0	0	0	0	0	0	0	0	0	0	.308
Feb 28	CHARLOTTE	*p	1	0	1	1	0	0	0	0	0	0	0	0	0	0	0	0	0	0	0	.357
Mar 09	at Missouri State	ph	1	0	0	0	0	0	0	0	0	0	0	0	0	0	0	0	0	0	0	.333
Mar 20	UCONN	p/ph	0	0	0	0	0	0	0	1	0	0	0	0	0	0	0	0	0	0	0	.333
Apr 17	at Oklahoma	ph	1	0	1	1	1	0	0	0	0	0	0	0	0	0	0	0	0	0	0	.375
Apr 18	at Oklahoma	ph/d	2	0	0	0	0	0	0	1	0	0	0	0	0	0	0	0	0	0	0	.333
Apr 19	at Oklahoma	*dh	2	0	0	0	0	0	0	0	0	0	0	0	0	0	0	0	2	0	0	.300
Apr 22	at Tulsa	*dh	1	1	0	0	0	0	0	1	0	0	0	0	0	0	0	0	0	0	0	.286
Totals			10gs	21	3	6	8	1	0	9	0	0	0	0	1	0	4	0	4	2	0	.286

Date	Opponent	GS	IP	H	R	ER	BB	SO	2B	3B	HR	WP	BK	HBP	IBB	Score	W-L	Sv	ERA	NP
Feb 06	vs Akron		2.0	1	0	0	0	3	0	0	0	0	0	1	0	9-1	0-0	1	0.00	27
Feb 07	vs Virginia		6.0	3	1	1	2	5	0	0	0	0	0	0	0	2-4	0-0	1	0.88	84
Feb 13	vs Wichita State	*	4.0	1	1	1	2	7	0	0	1	0	0	1	0	10-2	1-0	1	1.17	70
Feb 22	NORTHWESTERN	*	2.0	4	4	3	2	2	0	0	0	0	0	0	0	9-8	1-0	1	3.00	59
Feb 27	BOISE STATE	*	5.0	1	1	1	1	7	0	0	1	1	0	0	0	10-1	2-0	1	2.58	75
March 1	KANSAS		0.1	0	0	0	0	1	0	0	0	0	0	0	0	11-3	3-0	1	2.10	7
Mar 07	GEORGIA	*	2.1	5	4	4	0	0	0	0	1	0	0	1	0	7-6	3-0	1	3.00	53
Mar 14	at Alabama		0.0	0	2	1	0	0	0	0	2	0	1	0	0	14-9	3-0	1	3.55	10
Mar 20	UCONN		2.0	3	2	2	3	3	0	0	0	1	0	0	0	12-4	3-0	1	3.80	51
Totals			5	27.2	19	15	15	12	29	2	0	3	4	0	4	93-38	3-0	1	3.80	-



ATALYIA RIJO

INF • L/R • 5-7 • Senior

Horsehead, N.Y. • Corning-Painted Post HS

26

CAREER STATS

Year	Avg.	GP-GS	AB	R	H	2B	3B	HR	RBI	TB	SLG%	BB	HBP	SO	GDP	OBP	SF	SH	SB-ATT	PO	A	E	FLD%
2023	.203	56-55	133	24	27	6	0	5	24	48	.361	9	7	33	2	.285	2	3	0-0	63	115	11	.942
2024	.214	9-6	14	2	3	2	0	0	1	5	.357	1	1	3	0	.313	0	1	0-0	8	10	0	1.000
2025	.318	57-56	157	28	50	10	2	6	38	82	.522	13	7	19	1	.389	3	5	1-1	70	73	5	.966
2026	.349	46-46	109	30	38	10	0	7	37	69	.633	22	6	18	2	.475	2	0	1-1	49	84	5	.964
TOTAL	.286	168-163	413	84	118	28	2	18	100	204	.494	45	21	73	5	.379	7	9	2-2	190	282	21	.957

SEASON HIGHS

Category	No.	Opponent (Last)	Date
Hits	3	2x (at UCA)	3/24/26
Doubles	2	at UCA	3/24/26
Triples	-	-	-
Home Runs	1	7x (Auburn)	4/6/26
RBI's	4	Wichita State	2/13/26
Runs	3	Akron	2/8/26
Walks	2	3x (UConn)	3/22/26
ABs	4	2x (UCA)	3/24/26

CAREER HIGHS

Category	No.	Opponent (Last)	Date
Hits	4	2x (Oklahoma State)	5/18/25
Doubles	2	Southern Miss	2/16/25
Triples	1	2x (South Carolina)	4/12/25
Home Runs	1	18x (Auburn)	4/6/26
RBI's	4	4x (Wichita State)	2/13/26
Runs	3	3x (Akron)	2/8/26
Walks	2	6x (Clemson)	2/13/26
ABs	4	13x (UCA.)	3/24/26

PLAYER PROFILE

- » Was granted a medical redshirt after missing most of the 2024 season due to a shoulder injury. Will have two years of eligibility remaining entering the 2026 season.
- » Played for the Dominican Republic National Team in the XX Juegos Bolivarianos Ayacucho - Lima 2025 on Nov. 23-27 where she batted .368 with seven hits, four home runs, nine RBI and 19 total bases while posting a 1.435 OPS.
- » Batted .900 (9-10) with a solo HR, three RBI and a walk during the Fayetteville Regional. Set the Arkansas program record for hits in an NCAA Tournament game with four in a pair of wins over Oklahoma State (May 17, 2025)
- » Second player in program history from New York joining Maddie Reese (2012) as the only other Hog from the Empire State.
- » Father Fernando Rijo signed with the LA Dodgers in 1995 at the age of 15 and pitched 11 seasons in professional baseball making it as high as AAA. Her cousin is 1990 World Series MVP Jose Rijo. Her mother Audrey was a three-sport athlete who played D1 softball at Albany and UNC-Wilmington.
- » Prepped at Corning-Painted Post High School where she won a state championship and 2019. Also played varsity softball starting in eighth grade.

CAREER HONORS

- » NFCA Second-Team All-Region (2025)
- » SEC Career Tour Participant (2024)
- » SEC Spring Academic Honor Roll (2024)
- » SEC Freshman of the Week (Feb. 13, 2023)

GAME-BY-GAME

Date	Opponent	Pos	AB	R	H	RBI	2B	3B	HR	BB	SB	CS	HBP	SAC	SF	GDP	K	PO	A	E	AVG	
Feb 06	vs Virginia	*SS	2	1	0	0	0	0	0	1	0	0	0	0	0	0	0	1	0	0	.000	
Feb 06	vs Akron	*SS	4	2	3	1	1	0	0	0	0	0	0	0	0	0	0	2	1	1	.500	
Feb 07	vs Virginia	*SS	3	0	0	0	0	0	0	0	0	0	0	0	0	0	0	2	0	1	.333	
Feb 07	at Coastal Carolina	*SS	2	0	0	0	0	0	0	0	0	0	0	0	0	0	0	1	0	0	.273	
Feb 08	vs Akron	*SS	2	3	2	3	0	0	1	0	0	0	1	0	0	0	0	0	0	1	.385	
Feb 13	vs Wichita State	*SS	3	2	2	4	1	0	1	0	0	0	0	0	0	0	0	1	2	0	.438	
Feb 13	vs Clemson	*SS	0	1	0	1	0	0	0	2	0	0	0	0	0	0	0	0	1	0	.438	
Feb 14	vs BYU	*SS	3	1	1	1	0	0	0	0	0	0	0	0	0	0	0	0	0	1	.421	
Feb 15	at Texas State	*SS	2	0	1	0	1	0	0	0	0	0	0	0	0	0	0	0	1	2	.429	
Feb 20	SEMO	*SS	2	0	1	2	0	0	0	1	1	0	0	0	0	0	0	1	0	2	.435	
Feb 20	NORTHWESTERN	*SS	2	0	0	0	0	0	0	1	0	0	0	0	0	0	0	1	1	1	.400	
Feb 21	NORTHWESTERN	*SS	2	0	0	0	0	0	0	0	0	0	0	0	0	0	0	0	2	1	.370	
Feb 21	SEMO	*SS	2	0	0	0	0	0	0	0	0	0	0	0	0	0	0	0	1	2	.345	
Feb 22	NORTHWESTERN	*SS	3	2	2	3	0	0	1	0	0	0	0	0	0	0	0	0	0	1	.375	
Feb 26	OMAHA	*SS	3	0	2	3	0	0	0	0	0	0	0	0	0	0	0	1	0	0	.400	
Feb 27	BOISE STATE	*SS	3	1	1	1	0	0	0	0	0	0	0	0	0	0	0	0	0	3	.395	
Feb 27	CHARLOTTE	*SS	2	0	0	1	0	0	0	0	0	0	0	0	0	0	0	0	2	2	.375	
Feb 28	OMAHA	*SS	1	0	0	0	0	0	0	2	0	0	0	0	0	0	0	0	0	4	.366	
Feb 28	CHARLOTTE	*SS	2	1	0	0	0	0	0	0	0	0	0	0	0	0	0	0	0	2	.349	
March 1	KANSAS	*SS	2	0	1	1	1	0	0	1	0	0	0	0	0	0	0	0	0	0	.356	
Mar 06	GEORGIA	*SS	2	0	0	0	0	0	0	0	0	0	1	0	0	0	1	1	3	6	.340	
Mar 07	GEORGIA	*SS	3	1	1	1	0	0	0	1	0	0	0	0	0	0	0	0	2	2	.340	
Mar 08	GEORGIA	*SS	3	1	2	0	0	0	0	0	0	0	0	0	0	0	0	0	2	3	.358	
Mar 09	at Missouri State	*SS	1	2	0	0	0	0	0	1	0	0	0	0	0	0	0	0	1	4	.352	
Mar 13	at Alabama	*SS	2	0	0	1	0	0	0	0	0	0	0	0	1	0	2	0	0	0	.339	
Mar 14	at Alabama	*SS	3	1	1	1	0	0	1	1	0	0	1	0	0	0	1	1	4	0	.339	
Mar 15	at Alabama	*SS	3	0	0	0	0	0	0	0	0	0	0	0	0	0	2	3	0	0	.323	
Mar 17	UCA	*SS	2	1	1	1	0	0	0	0	0	0	1	0	0	0	1	0	0	1	.328	
Mar 20	UConn	*SS	2	0	2	2	1	0	0	1	0	0	0	0	0	0	0	0	3	3	.348	
Mar 21	UConn	*SS	2	0	1	2	1	0	0	1	0	0	1	0	0	0	0	0	2	4	.353	
Mar 22	UConn	*SS	2	1	0	0	0	0	0	2	0	0	0	0	0	0	1	1	2	1	.343	
Mar 24	at UCA	*SS	4	1	3	3	2	0	0	0	0	0	0	0	0	0	0	0	1	1	.365	
Mar 27	FLORIDA	*SS	2	1	2	0	1	0	0	1	0	0	0	0	0	0	0	0	2	3	.382	
Mar 28	FLORIDA	*SS	2	2	1	1	0	0	1	1	0	0	0	0	0	0	0	0	2	4	.385	
Mar 29	FLORIDA	*SS	2	0	1	0	0	0	0	1	0	0	0	0	0	0	0	0	3	2	.387	
Apr 04	AUBURN	*SS	2	1	0	0	0	0	0	1	0	0	0	0	0	0	0	2	0	2	.378	
Apr 05	AUBURN	*SS	3	1	1	1	0	0	1	0	0	0	0	0	0	0	0	0	1	4	.376	
Apr 06	AUBURN	*SS	3	2	2	1	0	0	1	0	0	0	0	0	0	0	0	0	0	2	.386	
Apr 10	at Mississippi State	*SS	2	0	0	0	0	0	0	1	0	0	0	0	0	0	0	0	0	3	.378	
Apr 11	at Mississippi State	*SS	3	0	0	0	0	0	0	0	0	0	0	0	0	0	0	0	1	2	.366	
Apr 12	at Mississippi State	*SS	3	0	0	0	0	0	0	1	0	0	1	0	0	0	0	2	2	1	.354	
Apr 17	at Oklahoma	*SS	3	1	1	0	0	0	0	0	0	0	0	0	0	0	0	0	1	0	.354	
Apr 18	at Oklahoma	*SS	3	0	0	0	0	0	0	0	0	0	0	0	0	0	0	0	2	1	.343	
Apr 19	at Oklahoma	*SS	1	0	0	0	0	0	0	1	0	0	0	0	0	0	0	1	1	1	.340	
Apr 22	at Tulsa	*SS	4	0	2	1	1	0	0	0	0	0	0	0	0	0	0	0	1	1	.346	
Apr 24	MISSOURI	*SS	2	0	1	1	0	0	0	0	0	0	0	0	1	0	0	2	2	0	.349	
Totals			46gs	109	30	38	37	10	0	7	22	1	0	6	0	2	2	18	49	84	5	.349



KHAMARI HALL

OF • L/L • 5-3 • Freshman
League City, Texas • Clear Creek HS

30

CAREER STATS

Year	Avg.	GP-GS	AB	R	H	2B	3B	HR	RBI	TB	SLG%	BB	HBP	SO	GDP	OBP	SF	SH	SB-ATT	PO	A	E	FLD%
2026	.000	0-0	-	-	-	-	-	-	-	-	.000	-	-	-	-	.000	-	-	0-0	-	-	-	.000
TOTAL	.000	0-0	-	-	-	-	-	-	-	-	.000	-	-	-	-	.000	-	-	0-0	-	-	-	.000

SEASON HIGHS

Category	No.	Opponent (Last)	Date
Hits	-	-	-
Doubles	-	-	-
Triples	-	-	-
Home Runs	-	-	-
RBI	-	-	-
Runs	-	-	-
Walks	-	-	-
ABs	-	-	-

CAREER HIGHS

Category	No.	Opponent (Last)	Date
Hits	-	-	-
Doubles	-	-	-
Triples	-	-	-
Home Runs	-	-	-
RBI	-	-	-
Runs	-	-	-
Walks	-	-	-

PLAYER PROFILE

- » Rated as the No. 14 prospect in her class according to Perfect Game.
- » Prepped at Clear Creek High School in League City, Texas where she earned first-team all-district honors four times in addition to being named first-team All-Galveston County multiple times
- » Batted .557 with 49 hits, eight home runs, 15 walks, 39 RBI and 18 stolen bases while leading Clear Creek to 20-8 record that featured a district championship as a senior.
- » Hit .438 with 32 hits, four walks, three home runs, nine RBI, 14 stolen bases while striking out just four times and posting a .461 on-base percentage as a junior.
- » Played travel ball for Impact Gold Jackson 18U, helping lead them to a TFL Championship
- » Also participated in track, where she was a 100-meter Area finalist; 4x100 meter area qualifier; 100-meter district finalist and 100-meter regional finalist
- » Four-time superintendent scholar while also earning multiple academic all-district honors in addition to being a National Honor Society member.

CAREER HONORS

- » 24-6A First-Team All-District (2022, 2023, 2024, 2025)
- » 24-6A District MVP (2025)
- » First-Team All-Galveston County

GAME-BY-GAME

Date	Opponent	Pos	AB	R	H	RBI	2B	3B	HR	BB	SB	CS	HBP	SAC	SF	GDP	K	PO	A	E	AVG	
																						.000



SAYLOR TIMMERMAN

RHP • R/R • 6-1 • Freshman
Minocqua, Wis. • Minocqua HS

32

CAREER STATS

Year	ERA	W-L	APP	GS	CG	SHO	SV	IP	H	R	ER	BB	SO	2B	3B	HR	BF	B.AVG	WP	HBP	BK	SF	SH
2026	2.98	8-1	20	8	1	1/0	0	56.1	52	35	24	34	39	10	0	4	263	.237	12	6	0	1	3
TOTAL	2.98	8-1	20	8	1	1/0	0	56.1	52	35	24	34	39	10	0	4	263	.237	12	6	0	1	3

CAREER HONORS

- » D1 Softball D100 Freshman (2026)
- » Softball America Freshman Watch List (2026)
- » No. 8 overall player and No. 3 pitcher in country for the class of 2025 by Softball America.
- » United States 18-U team member (2024)
- » Wisconsin DII Player of the Year (2024, 2025)
- » Great Northern Conference Player of the Year (2024, 2025)

GAME-BY-GAME

Date	Opponent	GS	IP	H	R	ER	BB	SO	2B	3B	HR	WP	BK	HBP	IBB	Score	W-L	Sv	ERA	NP
Feb 06	vs Virginia		1.0	0	0	0	1	1	0	0	0	1	0	0	0	17-1	0-0	0	0.00	19
Feb 06	vs Akron	*	4.0	1	1	0	2	2	0	0	0	0	0	0	0	9-1	1-0	0	0.00	50
Feb 14	vs BYU	*	3.1	4	1	1	1	1	2	0	0	1	0	0	0	11-1	1-0	0	0.84	43
Feb 20	SEMO	*	7.0	2	0	0	3	11	0	0	0	0	0	0	0	6-0	2-0	0	0.46	103
Feb 22	NORTHWESTERN		0.2	1	1	0	2	0	0	0	0	0	0	0	0	9-8	2-0	0	0.44	21
Feb 28	OMAHA	*	4.0	7	2	2	1	1	1	0	1	0	0	0	0	4-2	3-0	0	1.05	55
March 1	KANSAS		0.1	3	3	3	0	0	2	0	0	1	0	0	0	11-3	3-0	0	2.07	21
Mar 06	GEORGIA		4.2	6	1	1	2	0	0	0	1	1	0	0	0	2-7	3-0	0	1.96	70
Mar 14	at Alabama	*	7.0	6	7	4	6	4	0	0	0	1	0	1	0	14-9	4-0	0	2.41	131
Mar 15	at Alabama		2.0	2	1	1	2	2	0	0	1	1	0	0	0	1-4	4-0	0	2.47	37
Mar 17	UCA	*	0.2	1	2	1	3	0	0	0	0	0	0	0	0	10-2	4-0	0	2.62	31
Mar 22	UCONN		3.0	1	2	0	0	4	0	0	0	0	0	0	0	9-4	5-0	0	2.42	37
Mar 24	at UCA	*	4.0	5	2	2	1	3	1	0	0	1	0	0	0	11-2	6-0	0	2.52	67
Mar 28	FLORIDA		0.1	3	1	1	1	1	2	0	0	1	0	0	0	6-12	6-0	0	2.67	27
Mar 29	FLORIDA		6.0	3	1	1	3	5	0	0	0	1	0	0	0	6-4	7-0	0	2.48	80
Apr 06	AUBURN	*	4.0	1	1	0	1	2	0	0	0	0	0	3	0	4-1	8-0	0	2.29	59
Apr 10	at Mississippi State		1.2	0	0	0	0	2	0	0	0	0	0	0	0	0-1	8-0	0	2.22	23
Apr 12	at Mississippi State		0.1	1	2	2	2	0	0	0	0	0	0	0	0	10-3	8-0	0	2.46	17
Apr 17	at Oklahoma		2.1	3	4	2	3	0	1	0	0	1	0	1	0	7-8	8-1	0	2.61	65
Apr 19	at Oklahoma		0.0	2	3	3	0	0	1	0	1	2	0	1	0	1-11	8-1	0	2.98	11
Totals			8	56.1	52	35	24	34	39	10	0	4	12	0	6	148-84	8-1	0	2.98	-

SEASON HIGHS

Category	No.	Opponent (Last)	Date
Innings	7.0	SEMO	2/20/26
Longest Start	7.0	SEMO	2/20/26
Shortest Start	0.2	UCA	3/17/26
Longest Relief	6.0	Florida	3/29/26
Hits	7	Omaha	2/28/26
Runs	7	at Alabama	3/14/26
Earned Runs	4	at Alabama	3/14/26
Walks	6	Alabama	3/14/26
Strikeouts	11	SEMO	2/20/26

CAREER HIGHS

Category	No.	Opponent (Last)	Date
Innings	7.0	SEMO	2/20/26
Longest Start	7.0	SEMO	2/20/26
Shortest Start	0.2	UCA	3/17/26
Longest Relief	6.0	Florida	3/29/26
Hits	7	Omaha	2/28/26
Runs	7	at Alabama	3/14/26
Earned Runs	4	at Alabama	3/14/26
Walks	6	Alabama	3/14/26
Strikeouts	11	SEMO	2/20/26

PLAYER PROFILE

- » Second Player in program history from Wisconsin, joining Brett Erickson (1997-2000)
- » Prepped at Lakeland Union High School, where she became just the fifth player in Wisconsin High School history to register 1,000+ strikeouts during her prep career. Timmerman was the Great Northern Conference Player of the Year in 2024 and 2025 in addition to being named Wisconsin DII Player of the Year twice.
- » Led the Thunderbirds to a 21-9 mark as a senior in 2025. As a senior, she posted a 0.737 ERA, .614 WHIP and 386 strikeouts. Timmerman set a Wisconsin high school record with 29 strikeouts in a 1-0 13-inning win on May 29, 2025 against Shawano. She threw a perfect game, striking out all 15 of her batters faced in while also homering in a 16-0 non-conference win over Crandon in May of 2024.
- » She also was a member of the U-18 USA Women's Junior National Team alongside current teammates Ella McDowell and Cam Harrison.
- » At the 2024 WBSC U-18 World Cup Stage 1 event she threw four scoreless innings and struck out nine while leading the United States to a first-place finish.
- » Also swam and played basketball at Lakeland Union



JAYDEN RAMOS

UTL • R/R • 5-10 • Sophomore
Fresno, Calif. • Central HS

34

CAREER STATS

Year	Avg.	GP-GS	AB	R	H	2B	3B	HR	RBI	TB	SLG%	BB	HBP	SO	GDP	OBP	SF	SH	SB-ATT	PO	A	E	FLD%
2025	.375	15-1	16	2	6	1	0	1	8	10	.625	1	1	1	1	.421	1	0	0-0	0	0	0	.000
2026	.167	10-0	6	0	1	0	0	0	0	1	.167	4	0	4	0	.500	0	0	0-0	0	0	0	.000
TOTAL	.318	25-1	22	2	7	1	0	1	8	11	.500	5	1	5	1	.448	1	0	0-0	0	0	0	.000

SEASON HIGHS

Category	No.	Opponent (Last)	Date
Hits	1	Akron	2/8/26
Doubles	-	-	-
Triples	-	-	-
Home Runs	-	-	-
RBI	-	-	-
Runs	-	-	-
Walks	1	4x (Charlotte)	2/28/26
ABs	1	6x (Missouri State)	3/9/26

CAREER HIGHS

Category	No.	Opponent (Last)	Date
Hits	1	5x (UNF)	4/7/25
Doubles	1	North Florida	4/7/25
Triples	-	-	-
Home Runs	1	Illinois	3/1/25
RBI	3	Illinois	3/1/25
Runs	1	2x (Illinois)	3/1/25
Walks	1	4x (Charlotte)	2/28/26
ABs	3	Florida	4/6/25

PLAYER PROFILE

- » Saw action in 15 games while making one start as a freshman in 2025... Batted .375 with six hits, a double, a home run, two runs scored and eight RBI while posting a .625 slugging percentage and a .421 on-base percentage ... Went 1-2 with an RBI and a run scored during her collegiate debut against Lipscomb (Feb. 7) ... Recorded an RBI single in a pinch-hit appearance during a win over Southern Miss (Feb. 16) ... Registered a pinch-hit base hit during a victory over ULM (Feb. 16) and Rutgers (Feb. 20) ... Smashed a pinch-hit three-run home run to complete a 10-1 run-rule win over Illinois during the Woo Pig Classic (March 1) ... Went 1-1 with a two-run pinch-hit double during a win at North Florida (April 7)
- » Prepped at Central High School in Fresno, Calif ... Batted .409 during her high school career with 135 hits, 54 runs scored, 41 doubles, two triples and 22 home runs ... Named Fresno Bee Player of the Year after posting a .469 batting average, 38 RBI, nine doubles and seven home runs as a senior ... Hit .447 with 34 hits, 19 RBI and six home runs en route to being named all-league and league offensive player of the year during her junior season ... Also pitched during her high school career, registering a 3.41 ERA in 37.0 innings pitched with three complete games and 42 strikeouts.
- » Majoring in Exercise Science

CAREER HONORS

- » Fresno Bee Player of the Year (2024)

GAME-BY-GAME

Date	Opponent	Pos	AB	R	H	RBI	2B	3B	HR	BB	SB	CS	HBP	SAC	SF	GDP	K	PO	A	E	AVG	
Feb 06	vs Virginia	ph	0	0	0	0	0	0	0	1	0	0	0	0	0	0	0	0	0	0	0	.000
Feb 07	at Coastal Carolina	ph	0	0	0	0	0	0	0	1	0	0	0	0	0	0	0	0	0	0	0	.000
Feb 08	vs Akron	ph	1	0	1	0	0	0	0	0	0	0	0	0	0	0	0	0	0	0	0	01.000
Feb 13	vs Wichita State	ph	1	0	0	0	0	0	0	0	0	0	0	0	0	0	0	1	0	0	0	.500
Feb 13	vs Clemson	ph	1	0	0	0	0	0	0	0	0	0	0	0	0	0	0	1	0	0	0	.333
Feb 15	at Texas State	ph	1	0	0	0	0	0	0	0	0	0	0	0	0	0	0	1	0	0	0	.250
Feb 21	SEMO	ph	0	0	0	0	0	0	0	1	0	0	0	0	0	0	0	0	0	0	0	.250
Feb 27	CHARLOTTE	ph	1	0	0	0	0	0	0	0	0	0	0	0	0	0	0	0	0	0	0	.200
Feb 28	CHARLOTTE	ph	0	0	0	0	0	0	0	1	0	0	0	0	0	0	0	0	0	0	0	.200
Mar 09	at Missouri State	ph	1	0	0	0	0	0	0	0	0	0	0	0	0	0	0	1	0	0	0	.167
Totals		Ogs	6	0	1	0	0	0	0	4	0	0	0	0	0	0	0	4	0	0	0	.167



JAYDEN WELLS

UTL • R/R • 5-6 • Junior
Paris, Ark. • Paris HS

45

CAREER STATS

Year	Avg.	GP-GS	AB	R	H	2B	3B	HR	RBI	TB	SLG%	BB	HBP	SO	GDP	OBP	SF	SH	SB-ATT	PO	A	E	FLD%
2024	.000	2-0	1	1	0	0	0	0	0	0	.000	0	0	0	0	.000	0	0	1-1	0	0	0	.000
2025	.000	8-0	1	11	0	0	0	0	0	0	.000	0	0	0	0	.000	0	0	0-0	0	0	0	0.000
2026	.000	2-0	0	2	0	0	0	0	0	0	.000	0	0	0	0	.000	0	0	0-0	0	0	0	.000
TOTAL	.000	17-0	1	14	0	0	0	0	0	0	.000	0	0	0	0	.000	0	0	0-0	0	0	0	.000

SEASON HIGHS (HITTING)

Category	No.	Opponent (Last)	Date
Hits	-	-	-
Doubles	-	-	-
Triples	-	-	-
Home Runs	-	-	-
RBI	-	-	-
Runs	1	Akron	2/8/26
Walks	-	-	-
ABs	-	-	-

CAREER HIGHS (HITTING)

Category	No.	Opponent (Last)	Date
Hits	-	-	-
Doubles	-	-	-
Triples	-	-	-
Home Runs	-	-	-
RBI	-	-	-
Runs	1	5x (Akron)	2/8/26
Walks	-	-	-
ABs	1	2x (Southern Miss)	2/15/25

PLAYER PROFILE


- » Appeared in 15 games primarily as a pinch runner as a sophomore ... Scored a run as a pinch runner against Lipscomb (Feb. 7), Cal State Fullerton (Feb. 20), Illinois (Feb. 28, March 1), Iowa (March 1), Ole Miss (March 8-9), South Carolina (April 11), Colorado State (April 18) and LSU (May 3).
- » Appeared in two games during her freshman campaign, scoring a run and stealing a base as a pinch-runner in a 9-0 win over UT Arlington (Feb. 23). She recorded first collegiate at-bat in an 8-0 win at Texas A&M-Corpus Christi (March 18)
- » Checked in at No. 27 in the Extra Inning Softball 2023 Extra Elite 100.
- » Prepped at Paris High School in Paris, Ark., where she helped lead the Eagles to a state semifinal in 2021.
- » Hit an astronomical .475 as a junior in high school, registering a .597 on-base percentage, .983 slugging percentage and 1.580 OPS while garnering honorable mention all-state honors
- » Named District Offensive MVP and was a Gold Glove honoree as a sophomore at Paris in 2021.
- » Majoring in Recreation and Sport Management

CAREER HONORS

- » Easton/NFCA Scholar-Athlete (2025)
- » First-Year SEC Academic Honor Roll (2024)
- » No. 27 Extra Innings Softball Extra Elite 100 Player Rankings (2023)
- » Honorable Mention All-State (2022)
- » District Offensive MVP (2021)

GAME-BY-GAME

Date	Opponent	Pos	AB	R	H	RBI	2B	3B	HR	BB	SB	CS	HBP	SAC	SF	GDP	K	PO	A	E	AVG	
Totals		Ogs	0	2	0	0	0	0	0	0	0	0	0	0	0	0	0	0	0	0	0	0.000



KAILEY WYCKOFF • Why-KOFF

UTL • L/L • 5-7 • Senior
 Katy, Texas • Katy HS / Texas Tech

46

CAREER STATS

Year	Avg.	GP-GS	AB	R	H	2B	3B	HR	RBI	TB	SLG%	BB	HBP	SO	GDP	OBP	SF	SH	SB-ATT	PO	A	E	FLD%
2023	.393	52-46	150	40	59	15	5	9	31	111	.740	12	4	16	0	.452	0	1	1-2	169	11	1	.994
2024	.407	50-49	145	37	59	12	2	7	35	96	.662	18	4	12	0	.482	1	1	3-3	126	2	3	.977
2025	.328	58-58	186	48	61	15	0	7	55	97	.522	24	4	32	0	.406	5	0	2-2	98	7	2	.981
2026	.383	46-46	120	32	46	10	1	6	34	76	.633	17	7	17	0	.476	3	1	0-0	33	0	0	1.000
TOTAL	.374	206-199	601	157	225	52	8	29	155	380	.632	71	19	77	0	.450	8	3	6-7	427	20	6	.987

SEASON HIGHS

Category	No.	Opponent (Last)	Date
Hits	3	Texas State	2/15/26
Doubles	2	Northwestern	2/20/26
Triples	1	Boise State	2/27/26
Home Runs	2	Omaha	2/28/26
RBI	5	UConn	3/22/26
Runs	3	2x (Auburn)	4/4/26
Walks	2	Virginia	2/6/26
ABs	4	3x (Alabama)	3/14/26

CAREER HIGHS

Category	No.	Opponent (Last)	Date
Hits	3	15x (Texas State)	2/20/26
Doubles	2	2x (NW)	2/20/26
Triples	1	7x (Boise State)	2/27/26
Home Runs	2	3x (Iowa State)	2/28/26
RBI	5	2x (UConn)	3/22/26
Runs	3	7x (Auburn)	4/4/26
Walks	3	Missouri State	3/2/25
ABs	5	4x (Florida)	4/5/25

PLAYER PROFILE

- » Transferred to Arkansas this offseason after spending the 2023-24 seasons at Texas Tech.
- » Has started 9+ games at five separate positions during her collegiate career (C, LF, RF, DP, 1B)
- » Has reached base safely (errors excluded) in 84.8% of her games during her collegiate career.
- » Attended Katy High School, where she was part of a 6A Texas State Championship team in 2019 and was teammates with Cam Harrison and Ashtyn Reichardt her final two seasons. Played under former Kansas (1988-1995) and Alabama coach (1996-1998) Kalum Haack at Katy.
- » Also participated in volleyball in high school and FFA (Future Farmers of America), earning Reserve Grand Champion Chickens. Helped lead Katy to a 6A regional final appearance in volleyball in 2020 and 2021.
- » Has a dog named Beau Beau
- » Wears No. 46 in honor of her grandmother's birthyear (1946)

CAREER HONORS

- » NFCA Second-Team All-Region (2025)
- » Academic All-Big 12 First Team (2024)
- » All-Big 12 First Team (2024)
- » Big 12 Freshman of the Year (2023)
- » All-Big 12 Second Team (2023)
- » NFCA Third Team All-Region (2023)
- » D1 Softball Freshman All-American (2023)
- » NFCA/TUCCI Freshman of the Year Top-25 Finalist (2023)
- » District 19-6A Most Valuable Player (2021)

GAME-BY-GAME

Date	Opponent	Pos	AB	R	H	RBI	2B	3B	HR	BB	SB	CS	HBP	SAC	SF	GDP	K	PO	A	E	AVG
Feb 06	vs Virginia	*of/dh	4	3	2	1	0	0	0	0	0	0	0	0	0	0	0	1	0	0	.500
Feb 06	vs Akron	*of	2	2	1	0	1	0	0	2	0	0	0	0	0	0	0	1	0	0	.500
Feb 07	vs Virginia	*of	3	0	0	0	0	0	0	0	0	0	0	0	0	0	0	1	0	0	.333
Feb 07	at Coastal Carolina	*of	2	0	1	2	0	0	0	0	0	0	0	0	0	0	0	0	0	0	.364
Feb 08	vs Akron	*of	1	2	1	2	0	0	0	0	0	0	1	0	0	0	0	0	0	0	.417
Feb 13	vs Wichita State	*of	3	0	2	0	1	0	0	0	0	0	0	0	0	0	0	0	0	0	.467
Feb 13	vs Clemson	*of	1	1	0	0	0	0	0	1	0	0	1	0	0	0	1	0	0	0	.438
Feb 14	vs BYU	*of	3	0	0	1	0	0	0	0	0	0	0	0	0	0	0	0	1	0	.368
Feb 15	at Texas State	*of	3	1	3	0	1	0	0	0	0	0	0	0	0	0	0	2	0	0	.455
Feb 20	SEMO	*of	4	2	2	0	0	0	0	0	0	0	0	0	0	0	0	0	0	0	.462
Feb 20	NORTHWESTERN	*of	3	1	2	1	2	0	0	0	0	0	0	0	0	0	0	0	1	0	.483
Feb 21	NORTHWESTERN	*of	3	0	1	0	0	0	0	0	0	0	0	0	0	0	0	0	0	0	.469
Feb 21	SEMO	*dh	1	1	1	1	1	0	0	1	0	0	0	0	0	0	0	0	0	0	.485
Feb 22	NORTHWESTERN	*of/dh	3	1	1	0	0	0	0	1	0	0	0	0	0	0	0	0	0	0	.472
Feb 26	OMAHA	*dh	3	0	1	1	0	0	0	0	0	0	0	0	0	0	2	0	0	0	.462
Feb 27	BOISE STATE	*of	3	1	2	4	0	1	0	0	0	0	0	0	0	0	0	1	0	0	.476
Feb 27	CHARLOTTE	*dh	1	2	1	0	0	0	0	1	0	0	0	0	0	0	0	0	0	0	.488
Feb 28	OMAHA	*dh	3	2	2	3	0	0	2	0	0	0	0	0	0	0	0	0	0	0	.500
Feb 28	CHARLOTTE	*of	2	0	0	0	0	0	0	0	0	0	0	0	0	0	0	2	0	0	.479
March 1	KANSAS	*dh	3	1	2	1	0	0	0	0	0	0	0	0	0	0	0	0	0	0	.490
Mar 06	GEORGIA	*dh	3	0	1	0	0	0	0	0	0	0	0	0	0	0	1	0	0	0	.481
Mar 07	GEORGIA	*of	2	1	0	0	0	0	0	1	0	0	1	0	0	0	1	2	0	0	.464
Mar 08	GEORGIA	*of	2	0	1	0	0	0	0	1	0	0	1	0	0	0	0	1	0	0	.466
Mar 09	at Missouri State	*of/dh	2	0	1	1	1	0	0	0	0	0	0	0	0	0	0	0	0	0	.467
Mar 13	at Alabama	*of	2	0	0	0	0	0	0	0	0	0	0	1	0	0	2	2	0	0	.452
Mar 14	at Alabama	*of	4	0	1	0	1	0	0	1	0	0	0	0	0	0	3	0	0	0	.439
Mar 15	at Alabama	*dh/of	3	0	1	0	0	0	0	0	0	0	0	0	0	0	0	1	0	0	.435
Mar 17	UCA	*of	2	1	0	0	0	0	0	1	0	0	0	0	0	0	0	0	1	0	.423
Mar 20	UConn	*dh	3	0	1	1	0	0	0	0	0	0	1	0	0	0	0	0	0	0	.419
Mar 21	UConn	*of	3	1	1	1	0	0	0	1	0	0	0	0	0	0	0	0	0	0	.416
Mar 22	UConn	*of	3	1	2	5	1	0	1	1	0	0	0	0	0	0	0	1	0	0	.425
Mar 24	at UCA	*of	3	0	1	0	0	0	0	1	0	0	0	0	0	0	0	0	0	0	.422
Mar 27	FLORIDA	*of	3	0	0	1	0	0	0	0	0	0	0	0	1	0	1	1	0	0	.407
Mar 28	FLORIDA	*dh	3	0	0	0	0	0	0	0	0	0	0	0	0	0	0	0	0	0	.393
Mar 29	FLORIDA	*of	2	1	0	0	0	0	0	0	0	0	1	0	0	0	1	0	0	0	.385
Apr 04	AUBURN	*of	2	3	2	3	0	0	1	1	0	0	0	0	0	0	0	0	1	0	.398
Apr 05	AUBURN	*of	3	1	1	1	0	0	1	0	0	0	0	0	0	0	0	0	2	0	.396
Apr 06	AUBURN	*of	3	0	1	0	1	0	0	0	0	0	0	0	0	0	0	1	2	0	.394
Apr 10	at Mississippi State	*of	3	0	0	0	0	0	0	0	0	0	0	0	0	0	0	0	1	0	.382
Apr 11	at Mississippi State	*of	2	0	1	0	0	0	0	1	0	0	0	0	0	0	0	0	2	0	.385
Apr 12	at Mississippi State	*of/dh	3	1	1	3	0	0	1	0	0	1	0	1	0	1	0	2	0	0	.383
Apr 17	at Oklahoma	*of	2	0	0	0	0	0	0	1	0	0	0	0	0	0	0	1	0	0	.376
Apr 18	at Oklahoma	*of/of	3	1	1	0	0	0	0	0	0	0	0	0	0	0	0	0	3	0	.375
Apr 19	at Oklahoma	*of/of	3	0	1	0	0	0	0	0	0	0	0	0	0	0	0	1	3	0	.374
Apr 22	at Tulsa	*of/dh	3	0	2	0	0	0	0	1	0	0	0	0	0	0	0	0	0	0	.381
Apr 24	MISSOURI	*of/dh	2	1	1	1	0	0	0	0	0	0	0	1	0	0	1	0	0	0	.383
Totals			46gs	120	32	46	34	10	1	6	17	0	7	1	3	0	17	34	0	0	.383



LEXI KING

RHP • R/R • 5-8 • Sophomore
 Windermere, Fla. • Windermere HS

99

CAREER STATS

Year	ERA	W-L	APP	GS	CG	SHO	SV	IP	H	R	ER	BB	SO	2B	3B	HR	BF	B.AVG	WP	HBP	BK	SF	SH
2025	2.69	3-1	10	0	0	0/5	0	13.0	15	5	5	2	3	3	0	1	56	.283	0	1	0	0	0
2026	5.73	0-0	4	0	0	0/1	0	3.2	6	3	3	1	0	0	0	2	16	.400	0	0	0	0	0
TOTAL	3.29	3-1	15	0	0	0/6	0	17.0	24	10	8	3	3	4	0	3	76	.333	0	1	0	0	0

SEASON HIGHS

Category	No.	Opponent (Last)	Date
Innings	1.0	2x (Wichita State)	2/13/26
Longest Start	0.0	-	-
Shortest Start	0.0	-	-
Longest Relief	1.0	3x (Charlotte)	2/28/26
Hits	3	Akron	2/8/26
Runs	2	Akron	2/8/26
Earned Runs	2	Akron	2/8/26
Walks	1	Wichita State	2/13/26
Strikeouts	-	-	-

CAREER HIGHS

Category	No.	Opponent (Last)	Date
Innings	2.1	Southern Miss	2/15/25
Longest Start	0.0	-	-
Shortest Start	0.0	-	-
Longest Relief	2.1	Southern Miss	2/15/25
Hits	4	Missouri State	3/2/25
Runs	2	Akron	2/8/26
Earned Runs	2	Akron	2/8/26
Walks	1	2x (Wichita State)	2/13/26
Strikeouts	1	2x (Missouri State)	3/2/25
Pitches	40	Southern Miss	2/15/25

PLAYER PROFILE

- » Made 11 appearances in the circle as a freshman in 2025 ... Posted a 3-1 record with a 2.63 ERA in 13.1 innings pitched while allowing 18 hits, five earned runs and two walks with three strikeouts ... Threw a scoreless inning while allowing a hit in her collegiate debut during a 23-0 win over Lipscomb (Feb. 7) ... Pitched two scoreless innings of relief while allowing two hits to earn her first college victory against Bradley (Feb. 8) ... Improved to 2-0 after throwing 2.1 scoreless innings of relief during a 12-4 win over Southern Miss (Feb. 15) ... Threw a shut-out inning of relief while allowing just one hit in an 8-0 win over Baylor (Feb. 22) ... Fanned one during a scoreless inning of relief against Iowa (March 1) ... Earned her third win of the season after allowing one run on four hits while striking out one in two innings of work against Missouri State (March 2) ... Threw two shutout innings of one-hit relief while picking up a strikeout in a win at North Florida (April 7).
- » Played varsity as a sixth grader at Windermere High School in Windermere, Fla. Played travel ball with Tennessee Mojo Fisher.
- » Cousin is former Oklahoma catcher and three-time All-American Jessica Shults. Is a fan of the Atlanta Braves and enjoys wakesurfing in her free time.
- » Was a National Honor Society member in high school.

CAREER HONORS

- » First-Year SEC Academic Honor Roll (2025)
- » Easton/NFCA Scholar-Athlete (2025)
- » No. 23 Overall Player Extra Inning Softball (2024)
- » Orlando Sentinel Player of the Year (2024)


GAME-BY-GAME

Date	Opponent	GS	IP	H	R	ER	BB	SO	2B	3B	HR	WP	BK	HBP	IBB	Score	W-L	Sv	ERA	NP
Feb 08	vs Akron	1.0	3	2	2	0	0	0	0	0	1	0	0	0	0	21-3	0-0	0	14.00	25
Feb 13	vs Wichita State	1.0	1	1	1	1	0	0	0	0	1	0	0	0	0	10-2	0-0	0	10.50	17
Feb 21	SEMO	0.2	1	0	0	0	0	0	0	0	0	0	0	0	0	16-2	0-0	0	7.88	6
Feb 28	CHARLOTTE	1.0	1	0	0	0	0	0	0	0	0	0	0	0	0	9-0	0-0	0	5.73	11
Totals		0	3.2	6	3	3	1	0	0	0	2	0	0	0	0	56-7	0-0	0	5.73	-

2026 ARKANSAS RAZORBACKS




1
BRINLI BAIN
Fr. • 5-5 • L/R
C/INF • Eagleville, Tenn.
Brynn-Lee




4
REIS BEUERLEIN
Sr. • 5-9 • R/R
RHP • Cave Creek, Ariz.
BUR-line




5
ASHTYN REICHARDT
R-Fr. • 5-7 • L/L
OF • Katy, Texas




6
ELLA MCDOWELL
So. • 5-6 • R/R
INF • Richmond, Texas




8
KYLER DEL DUCA
Fr. • 5-4 • R/R
UTL • Chino, Calif.



11
ROBYN HERRON
Sr. • 5-10 • R/L
LHP • Tampa, Fla.
Heron



12
PAYTON BURNHAM
So. • 5-8 • R/R
RHP/UTL • Eugene, Ore.



13
KASEY WOOD
Jr. • 5-8 • R/R
UTL • Bentonville, Ark.




14
KARLIE DAVISON
Sr. • 5-8 • R/R
INF • Torrance, Calif.



15
LILLIE-FAYE MCWHORTER
Fr. • 5-9 • R/R
RHP • Warren, Ark.




16
RAMSEY WALKER
So. • 5-7 • R/R
OF • Shreveport, La.



17
KENNEDY MILLER
Jr. • 5-8 • R/R
C • Georgetown, Texas



20
TIANNA BELL
Sr. • 5-5 • R/R
INF • Antioch, Calif.
Tee-on-uh



21
AVA CARTER
So. • 5-6 • L/R
OF • Paragould, Ark.



22
DAKOTA KENNEDY
SR. • 5-7 • L/R
OF • Sacramento, Calif.



23
REAGAN JOHNSON
Sr. • 5-4 • L/R
OF • Karnes City, Texas




25
CAM HARRISON
So. • 5-10 • R/R
RHP/UTL • Brookshire, Texas




26
ATALYIA RIHO
Sr. • 5-7 • L/R
INF • Horseheads, N.Y.
Uh-TAL-ia RE-ho



30
KHAMARI HALL
Fr. • 5-3 • L/L
OF • League City, Texas




32
SAYLOR TIMMERMAN
Fr. • 6-1 • R/R
RHP • Minocqua, Wis.



34
JAYDEN RAMOS
So. • 5-10 • R/R
INF • Fresno, Calif.



45
JAYDEN WELLS
Jr. • 5-6 • R/R
UTL • Paris, Ark.



46
KAILEY WYCKOFF
Sr. • 5-7 • L/L
UTL • Katy, Texas
Why-KOFF



99
LEXI KING
So. • 5-8 • R/R
RHP • Windermere, Fla.



COURTNEY DEIFEL
Head Coach
11th Season



MATT MEUCHEL
Asst. Coach • 3rd Base Coach
10th Season



DJ GASSO
Asst. Coach • (Hitting)
Third Season



PARKER STAGGS
Asst. Coach • (Pitching)
First Season