

ARKANSAS SOFTBALL GAME NOTES

2026 SCHEDULE

OVERALL: 46-11 | SEC: 15-9

H: 27-3 | A: 11-6 | N: 7-2 | T10: 5-5 | TOP 25: 12-9

GAME 58 | MAY 23 | vs. DUKE | 4 PM CT | ESPN2

| DATE | OPPONENT | LOCATION | TIME/RESULT |
|------|--------------------------------|--------------------|-------------|
| F6 | Virginia # | Conway, S.C. | W, 17-1 (5) |
| F6 | Akron # | Conway, S.C. | W, 9-1 (6) |
| F7 | Virginia # | Conway, S.C. | L, 4-2 |
| F7 | at Coastal Carolina # | Conway, S.C. | W, 11-1 (5) |
| F8 | Akron # | Conway, S.C. | W, 21-3 (5) |
| F13 | Wichita State % | San Marcos, Texas | W, 10-2 (5) |
| F13 | No. 18 Clemson % | San Marcos, Texas | W, 12-0 (5) |
| F14 | BYU % | San Marcos, Texas | W, 11-1 (5) |
| F15 | at Texas State % | San Marcos, Texas | W, 9-0 (6) |
| F20 | SEMO ^ | Fayetteville, Ark. | W, 6-0 |
| F20 | Northwestern ^ | Fayetteville, Ark. | W, 6-0 |
| F21 | Northwestern ^ | Fayetteville, Ark. | W, 7-0 |
| F21 | SEMO ^ | Fayetteville, Ark. | W, 16-2 (5) |
| F22 | Northwestern ^ | Fayetteville, Ark. | W, 9-8 |
| F26 | Omaha * | Fayetteville, Ark. | W, 10-2 (5) |
| F27 | Boise State * | Fayetteville, Ark. | W, 10-1 (5) |
| F27 | Charlotte * | Fayetteville, Ark. | W, 14-3 (5) |
| F28 | Omaha * | Fayetteville, Ark. | W, 4-2 |
| F28 | Charlotte * | Fayetteville, Ark. | W, 9-0 (5) |
| M1 | Kansas * | Fayetteville, Ark. | W, 11-3 (5) |
| M6 | No. 12 Georgia | Fayetteville, Ark. | L, 7-2 |
| M7 | No. 12 Georgia | Fayetteville, Ark. | W, 7-6 |
| M8 | No. 12 Georgia | Fayetteville, Ark. | W, 6-0 |
| M9 | at Missouri State | Springfield, Mo. | W, 12-0 (5) |
| M13 | at No. 4 Alabama | Tuscaloosa, Ala. | L, 4-1 |
| M14 | at No. 4 Alabama | Tuscaloosa, Ala. | W, 14-9 |
| M15 | at No. 4 Alabama | Tuscaloosa, Ala. | L, 4-1 |
| M17 | Central Arkansas | Fayetteville, Ark. | W, 10-2 (5) |
| M20 | UConn | Fayetteville, Ark. | W, 12-4 (6) |
| M21 | UConn | Fayetteville, Ark. | W, 10-2 (6) |
| M22 | UConn | Fayetteville, Ark. | W, 9-4 |
| M24 | at Central Arkansas | Conway, Ark. | W, 11-2 (6) |
| M27 | No. 3/5 Florida | Fayetteville, Ark. | W, 6-2 |
| M28 | No. 3/5 Florida | Fayetteville, Ark. | L, 12-6 |
| M29 | No. 3/5 Florida | Fayetteville, Ark. | W, 6-4 |
| A4 | Auburn | Fayetteville, Ark. | W, 10-0 (5) |
| A5 | Auburn | Fayetteville, Ark. | W, 4-0 |
| A6 | Auburn | Fayetteville, Ark. | W, 4-1 |
| A10 | at No. 13/15 Mississippi State | Starkville, Miss. | L, 1-0 |
| A11 | at No. 13/15 Mississippi State | Starkville, Miss. | W, 8-0 (5) |
| A12 | at No. 13/15 Mississippi State | Starkville, Miss. | W, 10-3 |
| A17 | at No. 1 Oklahoma | Norman, Okla. | L, 8-7 |
| A18 | at No. 1 Oklahoma | Norman, Okla. | W, 3-2 |
| A19 | at No. 1 Oklahoma | Norman, Okla. | L, 11-1 (5) |
| A22 | at Tulsa | Tulsa, Okla. | W, 7-2 |
| A24 | Missouri | Fayetteville, Ark. | W, 4-0 |
| A25 | Missouri | Fayetteville, Ark. | W, 9-2 |
| A26 | Missouri | Fayetteville, Ark. | L, 3-1 |
| A30 | at No. 5/7 Texas | Austin, Texas | W, 2-0 |
| M1 | at No. 5/7 Texas | Austin, Texas | W, 4-3 |
| M2 | at No. 5/7 Texas | Austin, Texas | L, 4-1 |
| M6 | Mississippi State | Lexington, Ky. | W, 3-0 |
| M7 | Alabama | Lexington, Ky. | L, 7-1 |
| M15 | Fordham ⁵ | Fayetteville, Ark. | W, 8-0 (6) |
| M16 | South Florida ⁵ | Fayetteville, Ark. | W, 9-1 (6) |
| M17 | South Florida ⁵ | Fayetteville, Ark. | W, 10-2 (6) |
| M22 | Duke ⁶ | Fayetteville, Ark. | W, 14-5 (5) |
| M23 | Duke ⁶ | Fayetteville, Ark. | 4 p.m. |



43-16
20-4 ACC



46-11
15-9 SEC

#12/13 DUKE BLUE DEVILS

In the Polls..... 11 (SA) | 13 (D1Softball)
..... 12 (ESPN/USA SOFTBALL) | 13 (NFCA)
Head Coach.....Marissa Young
Career Record.....349-139 (9th Season)
Record at DukeSame

#5/10 ARKANSAS RAZORBACKS

In the Polls.....5 (SA) | 5 (D1Softball)
..... 5 (ESPN/USA SOFTBALL) | 10 (NFCA)
Head Coach.....Courtney Deifel
Career Record.....432-217 (12th season)
Record at Arkansas.....405-190 (11th Season)

RAZORBACK NOTABLES

>> Arkansas entered the 2026 NCAA Tournament as the No. 5 National Seed. It marks the second straight season Arkansas has hosted a Super Regional and the fifth Super Regional in program history (2025, 2022, 2021, 2018).

>> Arkansas is 46-11 this season with a program-record 25 wins coming by run-rule. The Razorbacks became the second team in NCAA history to run-rule its first four NCAA Tournament contests alongside 1995 National Champion Arizona. Arkansas is coming off a 14-5 (5 inn.) win over Duke in game one yesterday. The Hogs are outscoring opponents 423-146 this season.

>> Senior LHP Robyn Herron and Senior OF Dakota Kennedy both earned First-Team All-SEC honors while sophomore RHP Payton Burnham and sophomore INF Ella McDowell took home second-team All-SEC recognition. Additionally, Kennedy (LF), McDowell (3B), and Reagan Johnson (CF) all earned SEC All-Defensive honors. The Hogs' three All-Defensive selections led the league.

>>Senior LHP Robyn Herron is 16-6 this season with a 2.09 ERA and 169 strikeouts in 113.2 innings of work while limiting opposing hitters to a .184 batting average and collecting four saves. The Tampa, Fla., struck out eight batters while allowing just three hits over 6.1 inn. in a 2-0 series opening win at Texas (April 30). Her 16 10+ strikeout games are tied for the most in program history alongside Mary Haff (2018-2022). She was the seventh pitcher in program history to record 500 career strikeouts and 50 career wins. Herron threw her third career no-hitter and struck out 12 in a 6-0 win over Northwestern (Feb. 21). She ranks among the top pitchers nationally entering the week in fewest hits allowed per seven innings (15th, 4.56), saves (22th, 4) and strikeouts per seven innings (4th, 11.0). Herron's four saves rank fourth in the SEC.

>> Sophomore INF Ella McDowell is batting a team-best .337 this season with 10 doubles, 11 homers and 53 RBI while posting a .587 SLG% and a .433 OBP. The Richmond, Texas product went 1-1 with a career high four runs scored and three walks in a win over Duke (May 22). McDowell went 3-4 in the series opener at No. 1 Oklahoma with three runs scored and two RBI (April 17).

>> Freshman C/INF Brinlin Bain is batting .374 with 55 hits, three HR, 19 doubles, 49 walks, 44 runs scored and 34 RBI. Bain was the first freshman nationally to draw 40+ walks and strikeout 20 times or less in a regular season since Alabama's Bailey Hemphill (47 BB, 14 K) in 2017.

>> Senior 1B Tianna Bell blasted a grand slam and went 2-3 with four RBI and a run scored in a win 14-5 (5 inn.) over Duke (May 22). The Antioch, Calif., product is batting .373 this season with nine doubles, 17 home runs, 61 RBI, 21 walks and 40 runs scored while recording a .712 SLG% and .448 OBP. Defensively, she has posted a 1.000 fielding percentage with 331 putouts and 2 assists.

>> Sophomore RHP Payton Burnham owns a 1.89 ERA this season with a 13-3 record while recording three saves and 58 strikeouts. She has limited opposing hitters to a .218 batting average this season. Burnham tossed a complete-game three-hitter with six strikeouts in a regional-opening win against Fordham (May 15).

>> Arkansas ranked among the nation's leaders in numerous categories entering the weekend including, batting average (17th, .341), runs per game (11th, 7.55), on-base percentage (10th, .441), RBI per game (12th, 6.93), slugging percentage (21st, .570), total runs (14th, 423), WHIP (9th, 1.15), team strikeouts per 7 inn. (14th, 6.78), shutouts (11th, 15) and ERA (9th, 2.45).

>> The Razorbacks have been ranked in the Top 25 of the NFCA Coaches poll for a program-best 102 consecutive weeks dating back to the start of the 2020 season. Arkansas is one of five programs nationally to have appeared in the Top 25 of every NFCA Coaches Poll since the start of the 2020 season, joining Oklahoma, Florida, UCLA and Florida State.

BY THE NUMBERS

| AVG. | RUNS | HITS | XBH | SB-ATT | ERA | OPP. AVG. |
|------|------|------|-----|--------|------|-----------|
| .343 | 437 | 499 | 177 | 33-35 | 2.51 | .214 |
| .357 | 438 | 577 | 225 | 53-56 | 4.47 | .272 |



& NCAA Super Regional | \$ NCAA Regional | # Kickin' Chicken Classic | % States Up! Invitational
^ Razorback Invitational | *Woo Pig Classic

Home games played at Bogle Park | Times central / subject to change

2026 ARKANSAS RAZORBACKS SOFTBALL ROSTER

NUMERICAL ROSTER

| # | NAME | POS. | CLASS | HT. | B/T | PREVIOUS SCHOOL | HOMETOWN |
|----|-----------------------|---------|-------|------|-----|---|-------------------------|
| 1 | Brinli Bain | C/INF | Fr. | 5-5 | L/R | Eagleville, Tenn. | Eagleville HS |
| 4 | Reis Beuerlein | RHP | Sr. | 5-9 | R/R | Cave Creek, Ariz. Pinnacle HS / Mississippi State | |
| 5 | Ashtyn Reichardt | OF | R-Fr. | 5-7 | L/L | Katy, Texas | Katy HS |
| 6 | Ella McDowell | INF | So. | 5-6 | R/R | Richmond, Texas | Foster HS |
| 8 | Kyler Del Duca | UTL | Fr. | 5-4 | R/R | Chino, Calif. | Chino Hills HS |
| 11 | Robyn Herron | LHP | Sr. | 5-10 | R/L | Tampa, Fla. | Sickles HS |
| 12 | Payton Burnham | RHP/UTL | So. | 5-8 | R/R | Eugene, Ore. | Sheldon HS |
| 13 | Kasey Wood | UTL | Jr. | 5-8 | R/R | Bentonville, Ark. | Bentonville HS |
| 14 | Karlie Davison | INF | Sr. | 5-8 | R/R | Torrance, Calif. | Chadwick HS / Utah |
| 15 | Lillie-Faye McWhorter | RHP | Fr. | 5-9 | R/R | Warren, Ark. | Woodlawn HS |
| 16 | Ramsey Walker | OF | So. | 5-7 | R/R | Shreveport, La. | Calvary Baptist Academy |
| 17 | Kennedy Miller | C | Jr. | 5-8 | R/R | Georgetown, Texas | Georgetown HS |
| 20 | Tianna Bell | INF | Sr. | 5-5 | R/R | Antioch, Calif. | Heritage HS / Cal |
| 21 | Ava Carter | OF | So. | 5-6 | L/R | Paragould, Ark. | Greene County Tech HS |
| 22 | Dakota Kennedy | OF | Sr. | 5-8 | L/R | Sacramento, Calif. | Sheldon HS / Arizona |
| 23 | Reagan Johnson | OF | Sr. | 5-4 | L/R | Karnes City, Texas | Karnes City HS |
| 25 | Cam Harrison | RHP/UTL | So. | 5-10 | R/R | Brookshire, Texas | Katy HS |
| 26 | Atalyia Rijo | INF | Sr. | 5-7 | L/R | Horseheads, N.Y. | Corning-Painted Post HS |
| 30 | Khamari Hall | OF | Fr. | 5-3 | L/L | League City, Texas | Clear Creek HS |
| 32 | Saylor Timmerman | RHP | Fr. | 6-1 | R/R | Minocqua, Wis. | Lakeland Union HS |
| 34 | Jayden Ramos | INF | So. | 5-10 | R/R | Fresno, Calif. | Central HS |
| 45 | Jayden Wells | UTL | Jr. | 5-6 | R/R | Paris, Ark. | Paris HS |
| 46 | Kailey Wyckoff | UTL | Sr. | 5-7 | L/L | Katy, Texas | Katy HS / Texas Tech |
| 99 | Lexi King | RHP | So. | 5-8 | R/R | Windermere, Fla. | Windermere HS |

COACHING STAFF

| | |
|----------------------|---|
| Head Coach | Courtney Deifel (California, 2003) - 11th Season |
| Associate Head Coach | Matt Meuchel (Arizona State, 2000) - 10th Season |
| Associate Head Coach | DJ Gasso (Bradley, 2017) - Third Season |
| Assistant Coach | Parker Staggs (Arkansas, 2022) - First Season |
| Graduate Assistant | Paytience Holman (SEMO, 2024) - Second Season |
| Graduate Assistant | Gage Williams (Oklahoma State, 2025) - First Season |
| Student Assistant | Courtney Day (Texas, 2023) - First Season |

SUPPORT STAFF

| | |
|-------------------------|---|
| Sport Administrator | Julie Cain (Illinois, 1985) |
| Director of Operations | Dan Bartosik (Arkansas, 2015) |
| Athletic Trainer | Andrew Kreis (Texas State, 2014) |
| SID | Hunter Corneliusen (Kansas State, 2020) |
| Creative | Meaghan Frazier (Minnesota, 2019) |
| Strength & Conditioning | Zane Whobrey (Oklahoma, 2016) |
| Academics | Riley Vanderveen (Wayne State, 2019) |

PRONUNCIATION GUIDE

| | |
|---------------------|-----------------|
| #1 Brinli Bain | Brynn-Lee |
| #4 Reis Beuerlein | Reese BUR-line |
| #5 Ashtyn Reichardt | RIKE-hard |
| #9 Kyler Del Duca | Dell-Duke-uh |
| #11 Robyn Herron | Heron |
| #20 Tianna Bell | Tee-Ah-Nuh |
| #26 Atalyia Rijo | Uh-TAL-ia RE-ho |
| #30 Khamari Hall | Kuh-Mar-ee |
| #46 Kailey Wyckoff | Why-KOFF |
| Courtney Deifel | DIE-ful |
| Matt Meuchel | Michael |
| DJ Gasso | Gas-OH |

ALPHABETICAL ROSTER

| # | NAME | POS. |
|----|-----------------------|---------|
| 1 | Brinli Bain | C/INF |
| 20 | Tianna Bell | INF |
| 4 | Reis Beuerlein | RHP |
| 12 | Payton Burnham | RHP/UTL |
| 21 | Ava Carter | OF |
| 14 | Karlie Davison | INF |
| 8 | Kyler Del Duca | UTL |
| 30 | Khamari Hall | OF |
| 25 | Cam Harrison | RHP/UTL |
| 11 | Robyn Herron | LHP |
| 23 | Reagan Johnson | OF |
| 22 | Dakota Kennedy | OF |
| 99 | Lexi King | RHP |
| 6 | Ella McDowell | INF |
| 15 | Lillie-Faye McWhorter | RHP |
| 17 | Kennedy Miller | C |
| 34 | Jayden Ramos | INF |
| 5 | Ashtyn Reichardt | OF |
| 26 | Atalyia Rijo | INF |
| 32 | Saylor Timmerman | RHP |
| 16 | Ramsey Walker | OF |
| 45 | Jayden Wells | UTL |
| 13 | Kasey Wood | UTL |
| 46 | Kailey Wyckoff | UTL |

RAZORBACKS BY CLASS

SENIORS (8)

Tianna Bell, Reis Beuerlein, Karlie Davison, Robyn Herron, Reagan Johnson, Dakota Kennedy, Atalyia Rijo, Kailey Wyckoff

JUNIORS (3)

Kennedy Miller, Jayden Wells, Kasey Wood

SOPHOMORES (7)

Payton Burnham, Ava Carter, Cam Harrison, Lexi King, Ella McDowell, Jayden Ramos, Ramsey Walker

REDSHIRT FRESHMAN (1)

Ashtyn Reichardt

FRESHMAN (5)

Brinli Bain, Kyler Del Duca, Khamari Hall, Lillie-Faye McWhorter, Saylor Timmerman

RAZORBACKS BY STATE

TEXAS (7)

Khamari Hall, Cam Harrison, Reagan Johnson, Ella McDowell, Kennedy Miller, Ashtyn Reichardt, Kailey Wyckoff

CALIFORNIA (5)

Tianna Bell, Karlee Davison, Kyler Del Duca, Dakota Kennedy, Jayden Ramos

ARKANSAS (4)

Ava Carter, Lillie-Faye McWhorter, Jayden Wells, Kasey Wood

FLORIDA (2)

Robyn Herron, Lexi King

ARIZONA (1)

Reis Beuerlein

LOUISIANA (1)

Ramsey Walker

TENNESSEE (1)

Brinli Bain

OREGON (1)

Payton Burnham

NEW YORK (1)

Atalyia Rijo

WISCONSIN (1)

Saylor Timmerman

2026 TEAM QUICK FACTS

TEAM INFORMATION

| | |
|---------------------------------------|-----------------|
| 2025 Overall Record..... | 44-14 |
| 2025 SEC Record..... | 14-10 |
| 2025 SEC Finish..... | 5th |
| 2025 NCAA Postseason | Super Regionals |
| Home Record | 20-6 |
| Away Record | 12-4 |
| Neutral Record..... | 13-2 |
| Student-Athletes Returning/Lost | 17/4 |
| Starters Returning/Lost..... | 6/3 |
| Newcomers | 7 |

COACHING STAFF

| | |
|------------------------------|----------------------------------|
| Head Coach | Courtney Deifel (11th Season) |
| Record at Arkansas | 405-190 |
| Career Record..... | 432-217 |
| Assistant Coach..... | Matt Meuchel (10th Season) |
| Assistant Coach..... | DJ Gasso (Third Season) |
| Assistant Coach..... | Parker Staggs (First Season) |
| Graduate Manager..... | Gage Williams (First Season) |
| Graduate Manager..... | Paytience Holman (Second Season) |
| Director of Operations | Dan Bartosik (Fourth Season) |

TEAM HISTORY

| | |
|---|------------------|
| First Year of Program..... | 1997 |
| All-Time Record | 927-823-1 (.522) |
| All-Time SEC Record | 295-459 (.389) |
| SEC Championships/Last | 2 (2022) |
| SEC Tournament Championships..... | 2022 |
| NCAA Appearances/Last..... | 14 (2025) |
| Highest Preseason Rank..... | 6/7 (2023) |
| Highest Preseason SEC..... | 3rd (2023/2022) |
| Highest In-Season Rank 1 (Softball America) (Wk 13, 2025) | |

UNIVERSITY INFORMATION

| | |
|---|-------------------------|
| Location | Fayetteville, Ark. |
| Founded | March 27, 1871 |
| Enrollment | 34,175 |
| Nickname | Razorbacks |
| School Colors | Cardinal and White |
| Conference..... | Southeastern (SEC) |
| Chancellor..... | Dr. Charles F. Robinson |
| Vice Chancellor/Director of Athletics | Hunter Yurachek |
| Faculty Athletic Representative | Paul Adams |
| University Website | www.uark.edu |
| Athletics Website | ArkansasRazorbacks.com |

FACILITY INFORMATION

| | |
|------------------------|--------------------------------|
| Home Field..... | Bogle Park |
| Opened..... | 2009 |
| Dimensions..... | (LF - 200, CF - 220, RF - 200) |
| Chairback Seats: | 1,200 |

COMMUNICATIONS

| | |
|---------------------------------------|--------------------|
| Assistant Director (SB Contact) | Hunter Corneliusen |
| Student Assistant (SB Secondary) | Lauren Marino |
| Email..... | hc068@uark.edu |
| Cell..... | 479-380-2194 |
| Assistant AD for Communications | Kyle Parkinson |

Mailing Address
Razorback Communications
PO Box 7777
Fayetteville, AR 72702-7777

Overnight Address
Razorback Communications
1240 W. Leroy Pond Dr.
Fayetteville, AR 72701

| MONDAY 18 | TUESDAY 19 | WEDNESDAY 20 | THURSDAY 21 | FRIDAY 22 | SATURDAY 23 | SUNDAY 24 |
|-------------|--------------|----------------|---------------|------------------------------|-------------------------|--------------------------------------|
| | | | | Duke W, 14-5 (5) ESPNU | Duke 4 p.m. ESPN2 | Duke TBD TBD * if necessary |

ARKANSASRAZORBACKS.COM

For updated game notes, statistics, stories, photos, fan information, tickets and latest information on Razorback Softball, please visit arkansasrazorbacks.com/softball.

MEDIA AVAILABILITY

Above is a general weekly schedule of media availability for the Arkansas Softball team. All interview requests should be made to Arkansas Assistant Communications Director Hunter Corneliusen at least 24 hours in advance. All media availability times are subject to change. Members of the media are expected to adhere to these policies at all times. Please contact Hunter Corneliusen for any changes in the schedule.

COACH/PLAYER AVAILABILITY

Coach Deifel, assistant coaches and select student-athletes are available for interviews by contacting Hunter Corneliusen. A specific interview request should be made at least 24 hours in advance to ensure availability. Additional requests will be granted based on student-athlete availability throughout the week.

Postgame interviews with Coach Deifel and select players will be conducted on Zoom following home games at Bogle Park. If there are multiple games during a day, it will take place after the Razorbacks' final game.

SOCIAL MEDIA

Arkansas fans can access the most in-depth information regarding Razorback Softball through social media opportunities available online.

- **X** - @RazorbackSB - Direct coverage of Arkansas Softball
- **Instagram** - @razorbacksb - Photos and video
- **Facebook** - Arkansas Razorbacks Softball - Latest news
- **X** - @ArkRazorbacks - General athletic department information

GAME DAY / PRESS SERVICES

Press releases, statistics and game information will be available throughout the season on arkansasrazorbacks.com/softball. Credentialed, local, and national media members may request to be added to email lists to automatically receive up-to-date information on Razorback Softball. Notes and statistics will be available digitally on game days. Wireless internet is available to all credentialed media members and game day personnel. Media and personnel interested in obtaining Wifi information need to contact Assistant Communications Director Hunter Corneliusen.

CREDENTIALS

Media Members wishing to cover Arkansas Softball should contact Hunter Corneliusen at least 48 hours prior to each home contest/series. All credentials will be issued on a game-to-game/series-to-series basis. Credentials will be available for pick up on game days at Ticket Office Will Call, which is located at the main gate behind home plate at Bogle Park.



POSTSEASON RESULTS / HISTORY

| Year | Overall | SEC | Head Coach |
|--------------|-------------------------|-----------------------|------------------|
| 1997 | 16-42 (.276) | 12-16 (.429) | Carie Dever-Boaz |
| 1998* | 21-38 (.356) | 13-17 (.433) | Carie Dever-Boaz |
| 1999* | 46-29 (.613) | 17-13 (.567) | Carie Dever-Boaz |
| 2000*! | 44-31 (.587) | 19-11 (.633) | Carie Dever-Boaz |
| 2001* | 36-30 (.545) | 14-16 (.467) | Carie Dever-Boaz |
| 2002*! | 39-28-1 (.581) | 14-16 (.467) | Carie Dever-Boaz |
| 2003 | 24-36 (.400) | 8-22 (.267) | Carie Dever-Boaz |
| 2004 | 18-40 (.310) | 6-24 (.200) | Carie Dever-Boaz |
| 2005 | 19-43 (.306) | 4-25 (.138) | Jamie Pinkerton |
| 2006* | 26-35 (.426) | 10-19 (.345) | Jamie Pinkerton |
| 2007 | 21-43 (.328) | 6-22 (.214) | Jamie Pinkerton |
| 2008! | 37-29 (.561) | 8-20 (.286) | Jamie Pinkerton |
| 2009*! | 27-29 (.482) | 10-16 (.385) | Jamie Pinkerton |
| 2010* | 28-29 (.491) | 10-18 (.357) | Mike Larabee |
| 2011 | 13-39 (.250) | 3-23 (.115) | Mike Larabee |
| 2012! | 29-28 (.509) | 7-21 (.250) | Mike Larabee |
| 2013*! | 36-20 (.643) | 12-10 (.545) | Mike Larabee |
| 2014 | 27-28 (.491) | 5-19 (.208) | Mike Larabee |
| 2015 | 16-37 (.302) | 1-23 (.042) | Mike Larabee |
| 2016 | 17-39 (.304) | 1-23 (.042) | Courtney Deifel |
| 2017*! | 31-24 (.564) | 7-17 (.292) | Courtney Deifel |
| 2018*! | 42-17 (.712) | 12-12 (.500) | Courtney Deifel |
| 2019*! | 38-20 (.655) | 12-12 (.500) | Courtney Deifel |
| 2020 | 19-6 (.760) | 1-2 (.333) | Courtney Deifel |
| 2021*! | 43-11 (.796) | 19-5 (.792) | Courtney Deifel |
| 2022*! | 48-11 (.814) | 19-5 (.792) | Courtney Deifel |
| 2023*! | 40-19 (.814) | 14-10 (.583) | Courtney Deifel |
| 2024*! | 37-18 (.814) | 14-10 (.583) | Courtney Deifel |
| 2025*! | 44-14 (.758) | 14-10 (.583) | Courtney Deifel |
| 2026*! | 46-11 (.800) | 15-9 (.625) | Courtney Deifel |
| TOTAL | 927-823-1 (.529) | 307-466 (.397) | |

Carie Dever-Boaz (1997-2004)

Overall: 244-274-1 (.471)
 SEC: 103-135 (.432)
 NCAA Tournament App: 2000, 2002
 NCAA Tournament Record: 2-4




Jamie Pinkerton (2005-09)

Overall: 130-179 (.421)
 SEC: 38-102 (.271)
 NCAA Tournament App: 2008, 2009
 NCAA Tournament Record: 1-4



Mike Larabee (2010-15)

Overall: 149-181 (.452)
 SEC: 38-114 (.250)
 NCAA Tournament App: 2012, 2013
 NCAA Tournament Record: 4-4



Courtney Deifel (2016-pres.)

Overall: 405-190 (.679)
 SEC: 128-115 (.528)
 NCAA Tournament App: 2017, 2018, 2019, 2021, 2022, 2023, 2024, 2025, 2026
 NCAA Tournament Record: 20-16



NCAA TOURNAMENT SINGLE-GAME RECORDS

OFFENSIVE TEAM RECORDS

| Category | Value | Opponent | Date |
|-------------|-------|----------------|---------|
| Runs Scored | 14 | Duke | 5.22.26 |
| At-Bats | 43 | Oklahoma | 5.17.08 |
| Hits | 14 | Oklahoma State | 5.18.25 |
| RBI | 12 | 2x (Duke) | 5.22.26 |
| Doubles | 6 | USF | 5.17.26 |
| Home Runs | 4 | Oregon | 5.21.22 |
| Total Bases | 22 | Duke | 5.22.26 |
| Walks | 8 | Duke | 5.22.26 |

NCAA TOURNAMENT SINGLE-GAME RECORDS

PITCHING TEAM RECORDS

| Category | Value | Opponent | Date |
|-----------------|-------|----------|---------|
| Innings Pitched | 11 | Oklahoma | 5.17.08 |
| Runs Allowed | 21 | Oklahoma | 5.16.09 |
| Walks Allowed | 8 | Oklahoma | 5.17.08 |
| Strikeouts | 11 | Texas | 5.17.02 |

IND. OFFENSIVE RECORDS

| Category | Value | Player (Opponent) | Date |
|-------------|-------|-----------------------------|----------|
| Runs Scored | 3 | KB Sides (Princeton) | 5.20.22 |
| At-Bats | 6 | 2x (Oklahoma) | 5.17.08 |
| Hits | 4 | Atalyia Rijo (2x) | 5.18.25 |
| RBI | 5 | Danielle Gibson (Princeton) | 5.20.22 |
| Doubles | 2 | Hannah McEwen (Manhattan) | 5.21.21 |
| Home Runs | 2 | Whitney Cloer (Oklahoma) | 5.16.09 |
| Total Bases | 8 | Whitney Cloer (Oklahoma) | 5.16.09 |
| Walks | 3 | 3x | Numerous |

IND. PITCHING RECORDS

| Category | Value | Player (Opponent) | Date |
|---------------|-------|--------------------------|----------|
| Inn. Pitched | 8.0 | Katy Henry (Oklahoma) | 5.17.08 |
| Runs Allowed | 11 | Miranda Dixon (Oklahoma) | 5.16.09 |
| Walks Allowed | 6 | 3x | Numerous |
| Strikeouts | 9 | Chenise Delce (Oregon) | 5.21.22 |

NCAA Tournament

15 Appearances | 28-28 (.500)

2000 NCAA Regional (Norman, Okla.)

| | | | |
|--------|------------------|---|-----|
| May 18 | CSUN | W | 5-0 |
| May 19 | #13 Oregon State | L | 4-1 |
| May 20 | Northwestern | L | 5-0 |

2002 NCAA Regional (Norman, Okla.)

| | | | |
|--------|-----------------|---|-----|
| May 16 | #23 Texas A&M | L | 6-2 |
| May 17 | Army West Point | W | 2-0 |
| May 17 | #8 Texas | L | 6-2 |

2008 NCAA Regional (Norman, Okla.)

| | | | |
|--------|-------------|---|----------|
| May 16 | Tulsa | W | 7-5 |
| May 17 | #7 Oklahoma | L | 6-5 (11) |
| May 17 | Oregon | L | 3-0 |

2009 NCAA Regional (Norman, Okla.)

| | | | |
|--------|--------------|---|------|
| May 15 | Tulsa | L | 6-0 |
| May 16 | #10 Oklahoma | L | 21-2 |

2012 NCAA Regional (Berkeley, Calif.)

| | | | |
|--------|---------------|---|------|
| May 18 | Boston U | W | 3-2 |
| May 19 | #1 California | W | 3-2 |
| May 20 | #1 California | L | 10-2 |
| May 21 | #1 California | L | 7-0 |

2013 NCAA Regional (Norman, Okla.)

| | | | |
|--------|-------------|---|------|
| May 17 | Fordham | W | 5-1 |
| May 18 | #1 Oklahoma | L | 10-5 |
| May 18 | Fordham | W | 5-2 |
| May 19 | #1 Oklahoma | L | 14-1 |

2017 NCAA Regional (Norman, Okla.)

| | | | |
|--------|-------------|---|-----|
| May 19 | #23 Tulsa | L | 5-4 |
| May 20 | #6 Oklahoma | L | 5-3 |

2018 NCAA Regional (Fayetteville)

| | | | |
|--------|---------------|---|-----|
| May 18 | DePaul | W | 2-0 |
| May 19 | Wichita State | W | 5-0 |
| May 20 | Wichita State | W | 6-4 |

2018 NCAA Super Regional (Norman, Okla.)

| | | | |
|--------|-------------|---|-----|
| May 25 | #4 Oklahoma | L | 7-2 |
| May 26 | #4 Oklahoma | L | 9-0 |

2019 NCAA Regional (Stillwater, Okla.)

| | | | |
|--------|-------|---|-----|
| May 16 | Tulsa | L | 5-0 |
| May 17 | BYU | L | 6-3 |

2021 NCAA Regional (Fayetteville, Ark.)

| | | | |
|--------|--------------------|---|---------|
| May 21 | Manhattan | W | 8-0 (5) |
| May 22 | South Dakota State | W | 4-0 |
| May 23 | Stanford | W | 7-3 |

2021 NCAA Super Regional (Fayetteville, Ark.)

| | | | |
|--------|------------|---|------|
| May 28 | #9 Arizona | L | 10-4 |
| May 29 | #9 Arizona | L | 4-1 |

2022 NCAA Regional (Fayetteville, Ark.)

| | | | |
|--------|------------|---|----------|
| May 20 | Princeton | W | 11-0 (5) |
| May 21 | #24 Oregon | W | 6-2 |
| May 22 | #24 Oregon | W | 9-3 |

2022 NCAA Super Regional (Fayetteville, Ark.)

| | | | |
|--------|-----------|---|-----|
| May 26 | #18 Texas | W | 7-1 |
| May 27 | #18 Texas | L | 3-1 |
| May 28 | #18 Texas | L | 3-0 |

2023 NCAA Regional (Fayetteville, Ark.)

| | | | |
|--------|------------|---|----------|
| May 19 | Harvard | W | 11-0 (5) |
| May 20 | Oregon | L | 10-4 |
| May 20 | Notre Dame | W | 5-0 |
| May 21 | Oregon | L | 14-4 (5) |

2024 NCAA Regional (Fayetteville, Ark.)

| | | | |
|--------|-----------|---|-----|
| May 17 | SEMO | W | 3-2 |
| May 18 | Arizona | L | 2-1 |
| May 18 | Villanova | L | 7-2 |

2025 NCAA Regional (Fayetteville, Ark.)

| | | | |
|--------|----------------|---|----------|
| May 16 | Saint Louis | W | 10-0 (5) |
| May 17 | Oklahoma State | W | 6-5 (8) |
| May 18 | Oklahoma State | W | 12-0 (6) |

2025 NCAA Super Regional (Fayetteville, Ark.)

| | | | |
|--------|----------|---|-----|
| May 23 | Ole Miss | L | 9-7 |
| May 24 | Ole Miss | W | 4-0 |
| May 25 | Ole Miss | L | 7-4 |

2026 NCAA Regional (Fayetteville, Ark.)

| | | | |
|--------|---------------|---|----------|
| May 15 | Fordham | W | 8-0 (6) |
| May 16 | South Florida | W | 9-1 (6) |
| May 17 | South Florida | W | 10-2 (6) |

2026 NCAA Super Regional (Fayetteville, Ark.)

| | | | |
|--------|------|---|----------|
| May 22 | Duke | W | 14-5 (5) |
|--------|------|---|----------|

POSTSEASON RESULTS

| DATE | OPPONENT | RESULT | SCORE | PITCHER OF RECORD | ATTENDANCE | TIME |
|--------------|--------------------|--------|----------|------------------------|------------|------|
| May 18, 2000 | vs CSUN | W | 5-0 | Kincaid (W, 24-11) | 0 | 1:46 |
| May 19, 2000 | vs Oregon State | L | 4-1 | Talley (L, 13-11) | 795 | 1:35 |
| May 19, 2000 | vs Northwestern | L | 5-0 | Kincaid (L, 24-14) | 795 | 1:45 |
| May 16, 2002 | vs Texas A&M | L | 2-6 | Schlichtman (L, 19-10) | 1056 | 2:00 |
| May 17, 2002 | vs Army | W | 2-0 | V. Lyons (W, 7-8) | 1021 | 1:30 |
| May 17, 2002 | vs #8 Texas | L | 2-6 | R. Talley (L, 13-10) | 1021 | 2:16 |
| May 16, 2008 | vs Tulsa | W | 7-5 | Henry (W, 20-12) | 1095 | 1:20 |
| May 17, 2008 | at #7 Oklahoma | L | 5-6 (11) | Henry (L, 20-13) | 1095 | 3:36 |
| May 17, 2008 | vs Oregon | L | 0-3 | M. Dixon (L, 12-13) | 1095 | 1:45 |
| May 15, 2009 | vs Tulsa | L | 0-6 | K. Jones (L, 8-12) | 0 | 2:00 |
| May 16, 2009 | at Oklahoma | L | 2-21 (5) | M. Dixon (L, 17-13) | 0 | 2:37 |
| May 18, 2012 | vs Boston | W | 3-2 | McLemore (W, 2-0) | 0 | 1:36 |
| May 19, 2012 | at Cal | W | 3-2 | Beasley (W, 11-9) | 0 | 1:38 |
| May 20, 2012 | at Cal | L | 2-10 (5) | McLemore (L, 2-1) | 0 | 1:39 |
| May 20, 2012 | at Cal | L | 0-7 | Beasley (L, 11-10) | 1028 | 1:47 |
| May 17, 2013 | vs Fordham | W | 5-1 | Beasley (W, 11-8) | 0 | 1:45 |
| May 18, 2013 | at #1 Oklahoma | L | 5-10 | McLemore (L, 6-3) | 0 | 2:30 |
| May 18, 2013 | at Fordham | W | 5-2 | Beasley (W, 12-8) | 1376 | 2:00 |
| May 19, 2013 | at #1 Oklahoma | L | 1-14 (5) | Beasley (L, 12-9) | 0 | 2:19 |
| May 19, 2017 | vs #23 Tulsa | L | 4-5 | Hedgcock (L, 3-5) | 0 | 2:17 |
| May 20, 2017 | at #6 Oklahoma | L | 3-5 | Moll (L, 8-4) | 1444 | 2:43 |
| May 18, 2018 | Depaul | W | 2-0 | Haff (W, 27-6) | 1985 | 1:56 |
| May 19, 2018 | Wichita State | W | 5-0 | Haff (W, 28-6) | 2011 | 1:53 |
| May 20, 2018 | Wichita State | W | 6-4 | Haff (W, 29-6) | 2142 | 2:05 |
| May 25, 2018 | at #4 Oklahoma* | L | 2-7 | Haff (L, 29-7) | 1938 | 2:18 |
| May 26, 2018 | at #4 Oklahoma* | L | 0-9 | Storms (L, 12-10) | 1967 | 2:37 |
| May 16, 2019 | vs Tulsa | L | 0-5 | Storms (L, 20-8) | 400 | 2:08 |
| May 17, 2019 | vs BYU | L | 3-6 | Storms (L, 20-9) | 344 | 1:52 |
| May 21, 2021 | Manhattan | W | 8-0 (5) | Haff (W, 24-6) | 1862 | 1:30 |
| May 22, 2021 | South Dakota State | W | 4-0 | Haff (W, 25-6) | 2166 | 1:54 |
| May 23, 2021 | Stanford | W | 7-3 | Haff (W, 26-6) | 2604 | 2:31 |
| May 28, 2021 | #11 Arizona* | L | 4-10 | Haff (L, 26-7) | 2700 | 2:32 |
| May 29, 2021 | #11 Arizona* | L | 1-4 | Storms (L, 7-2) | 2749 | 2:07 |
| May 20, 2022 | Princeton | W | 11-0 (5) | Haff (W, 19-4) | 3058 | 1:58 |
| May 21, 2022 | #24 Oregon | W | 6-2 | Delce (W, 18-2) | 3058 | 2:26 |
| May 22, 2022 | #24 Oregon | W | 9-3 | Haff (W, 20-4) | 3058 | 2:32 |
| May 26, 2022 | #18 Texas* | W | 7-1 | Delce (W, 19-2) | 3100 | 2:50 |
| May 27, 2022 | #18 Texas* | L | 1-3 | Haff (L, 20-5) | 3170 | 2:22 |
| May 28, 2022 | #18 Texas* | L | 0-3 | Delce (L, 19-3) | 3115 | 2:25 |
| May 19, 2023 | Harvard | W | 11-0 (5) | Camenzind, H (W, 5-2) | 2686 | 1:52 |
| May 20, 2023 | Oregon | L | 4-10 | Delce (L, 20-10) | 2964 | 2:29 |
| May 20, 2023 | Notre Dame | W | 5-0 | Delce (W, 21-10) | 2642 | 2:15 |
| May 21, 2023 | Oregon | L | 4-14 (5) | Delce (L, 21-11) | 2853 | 2:10 |
| May 17, 2024 | #4 SEMO | W | 3-2 | Herron (W, 12-8) | 2655 | 2:03 |
| May 18, 2024 | #2 Arizona | L | 1-2 | Herron (L, 12-9) | 2667 | 2:15 |
| May 18, 2024 | #3 Villanova | L | 2-7 | Leinstock (L, 13-6) | 2440 | 2:00 |
| May 16, 2025 | Saint Louis | W | 10-0 | Burnham (W, 14-2) | 3,038 | 1:26 |
| May 17, 2025 | #23 Oklahoma State | W | 6-5 (8) | Burnham (W, 15-2) | 3,041 | 2:56 |
| May 18, 2025 | #23 Oklahoma State | W | 12-0 (6) | Herron (W, 18-6) | 3,145 | 2:20 |
| May 23, 2025 | #21 Ole Miss* | L | 9-7 | Beuerlein (L, 3-2) | 3,157 | 2:17 |
| May 24, 2025 | #21 Ole Miss* | W | 4-0 | Burnham (W, 16-2) | 3,162 | 1:51 |
| May 25, 2025 | #21 Ole Miss* | L | 7-4 | Herron (W, 18-7) | 3,149 | 2:27 |
| May 15, 2026 | Fordham | W | 8-0 (6) | Burnham (W, 13-3) | 2,638 | 1:37 |
| May 16, 2026 | South Florida | W | 9-1 (6) | Herron (W, 16-6) | 2,707 | 2:00 |
| May 17, 2026 | South Florida | W | 10-2 (6) | Timmerman (W, 10-2) | 2,644 | 1:57 |
| May 22, 2026 | #12 Duke | W | 14-5 (5) | Timmerman (W, 11-2) | 3,196 | 2:15 |

* = Super Regional game
() extra inning or run-rule game

NCAA TOURNEY RECORD WHEN...

| | Overall |
|----------------------------|-------------------------------|
| BY GAME | 28-28 |
| Home | 21-10 |
| Away | 2-8 |
| Neutral | 5-10 |
| Day Games (< 5 pm.) | 18-20 |
| Night Games (> 5 pm.) | 10-6 |
| BY OPPOSING STARTER | |
| Left-handed | 3-9 |
| Right-handed | 25-19 |
| BY SCORING/MARGIN | |
| Scoring first | 21-7 |
| Opp. scores first | 7-21 |
| One-run games | 4-3 |
| Two-run games | 4-3 |
| Three+ run games | 20-22 |
| Shutouts | 13-7 |
| Extra innings | 0-1 |
| 0-2 runs | 2-19 |
| 3-5 runs | 12-12 |
| 6-9 runs | 6-4 |
| 10+ runs | 5-0 |
| Out-hit opp. | 24-3 |
| Out-hit by opp. | 2-22 |
| Equal hits | 2-3 |
| Hitting a HR | 17-13 |
| Going homerless | 11-14 |
| Allowing a HR | 5-21 |
| Not allowing a HR | 21-6 |
| Errorless | 18-5 |
| Error committed | 8-11 |
| 2+ Errors | 2-12 |
| Opponent Errorless | 8-15 |
| Opponents 1+ Errors | 20-12 |
| BY TIME ZONE | |
| Central | 26-26 |
| Eastern | 0-0 |
| Mountain | 0-0 |
| Pacific | 2-2 |
| LEADING AFTER | |
| Inn. | 1 2 3 4 5 6 |
| | 11-4 18-2 20-2 22-4 19-0 20-0 |
| TRAILING AFTER | |
| Inn. | 1 2 3 4 5 6 |
| | 1-12 1-15 3-18 1-20 1-19 1-20 |
| TIED AFTER | |
| Inn. | 1 2 3 4 5 6 |
| | 14-11 8-11 5-8 4-3 2-2 0-1 |

SERIES HISTORY ENTERING THE WEEKEND

Duke
Blue Devils

Overall Record: 0-1
H: 0-0 A: 0-0 N: 0-1

| Date | Result | Score | Location |
|---------|--------|-------|------------------|
| 2-17-23 | L | 7-4 | Clearwater, Fla. |

THE LAST MEETING

Feb. 17, 2023 (Clearwater, Fla.)

| SCORE | 1 | 2 | 3 | 4 | 5 | 6 | 7 | - | R | H | E |
|----------|---|---|---|---|---|---|---|---|---|----|---|
| Arkansas | 0 | 0 | 0 | 3 | 1 | 0 | 0 | - | 4 | 4 | 1 |
| Duke | 0 | 3 | 2 | 1 | 1 | 0 | x | - | 7 | 11 | 2 |

RECAP - Cylie Halvorson, Hannah Gammill, Kacie Hoffmann and Raigan Kramer recorded a hit apiece against the Blue Devils. Kramer and Hoffmann doubled while Halvorson and Gammill singled.

Four Razorback pitchers were utilized against Duke with freshman LHP Hannah Camenzind (0-1) getting her second start of the season. In 1.2 innings, Duke scored three runs on five hits off Camenzind who was replaced by freshman RHP Nikki McGaffin. The Blue Devils totaled two runs on two hits off McGaffin. Delce entered the game and hurled three innings while curbing Duke to just one earned run and four hits while accumulating four strikeouts. Turner pitched a 1-2-3 sixth that included a strikeout.

| Pitching Decisions | ip | h | r | er | bb | so | ab | bf |
|-----------------------|-----|---|---|----|----|----|----|----|
| C. Curd (W, 2-0) | 3.1 | 2 | 3 | 1 | 1 | 8 | 13 | 14 |
| H. Camenzind (L, 0-1) | 1.2 | 5 | 3 | 3 | 0 | 1 | 10 | 10 |

Arkansas 4 (5-2)

| Player | pos. | ab | r | h | rbi | bb | so | po | a | lob |
|------------------|------|-----------|----------|----------|----------|----------|-----------|-----------|-----------|----------|
| Reagan Johnson | cf | 2 | 1 | 0 | 0 | 2 | 2 | 1 | 0 | 0 |
| Kristina Foreman | 2b | 3 | 0 | 0 | 0 | 1 | 1 | 1 | 0 | 0 |
| Cylie Halvorson | 1b | 4 | 1 | 1 | 0 | 0 | 2 | 9 | 0 | 0 |
| Hannah Gammill | c | 4 | 1 | 1 | 0 | 0 | 2 | 4 | 3 | 1 |
| Kacie Hoffmann | rf | 4 | 1 | 1 | 2 | 0 | 1 | 0 | 0 | 1 |
| Cally Kildow | rf | 0 | 0 | 0 | 0 | 0 | 0 | 1 | 0 | 0 |
| Rylin Hedgecock | dh | 3 | 0 | 0 | 0 | 0 | 2 | 0 | 0 | 2 |
| Spencer Prigge | 3b | 3 | 0 | 0 | 1 | 0 | 2 | 2 | 4 | 0 |
| Raigan Kramer | lf | 2 | 0 | 1 | 0 | 1 | 0 | 0 | 0 | 0 |
| Atalyia Rijo | ss | 2 | 0 | 0 | 0 | 0 | 2 | 0 | 1 | 0 |
| Kiki Estrada | ph | 1 | 0 | 0 | 0 | 0 | 1 | 0 | 0 | 2 |
| Totals | | 28 | 4 | 4 | 3 | 4 | 15 | 18 | 10 | 7 |

Duke 7 (5-3)

| Player | pos. | ab | r | h | rbi | bb | so | po | a | lob |
|---------------|------|-----------|----------|-----------|----------|----------|----------|-----------|----------|----------|
| D. Davis | ss | 3 | 1 | 1 | 2 | 0 | 0 | 0 | 0 | 0 |
| D. Jennings | cf | 3 | 0 | 0 | 0 | 0 | 1 | 0 | 0 | 1 |
| G. Tapia | 1b | 4 | 1 | 2 | 0 | 0 | 1 | 5 | 0 | 0 |
| K. Torres | c | 3 | 1 | 2 | 2 | 0 | 0 | 13 | 1 | 1 |
| C. Davidson | lf | 3 | 1 | 2 | 1 | 0 | 0 | 0 | 0 | 0 |
| K. Watson | dh | 2 | 0 | 1 | 0 | 0 | 1 | 0 | 0 | 0 |
| K. Zampa | pr | 0 | 1 | 0 | 0 | 0 | 0 | 0 | 0 | 0 |
| K. Jackson | ph | 1 | 0 | 0 | 0 | 0 | 1 | 0 | 0 | 0 |
| A. Gold | 3b | 3 | 1 | 1 | 1 | 0 | 0 | 1 | 1 | 0 |
| S. Goddard | rf | 3 | 1 | 1 | 1 | 0 | 1 | 0 | 0 | 0 |
| A. Vega | 2b | 2 | 0 | 0 | 0 | 0 | 1 | 2 | 3 | 1 |
| F. Frelick | ph | 1 | 0 | 0 | 0 | 0 | 0 | 0 | 0 | 2 |
| Totals | | 28 | 7 | 11 | 7 | 0 | 6 | 21 | 5 | 5 |

POWER IN THE PORTAL

Since taking over the program in 2016, head coach Courtney Deifel and her coaching staff have had tremendous success in the recruitment of players through the transfer portal.

» Deifel has made 26 transfer portal additions during her time at Arkansas. Five Razorbacks on the 2026 roster arrived in Fayetteville by way of the transfer portal: Tianna Bell (2026, California), Reis Beuerlein (2024, Mississippi State), Karlie Davison (2025, Utah), Dakota Kennedy (2026, Arizona), and Kailey Wyckoff (2025, Texas Tech).

Transfers under Courtney Deifel have accounted for:

- » 9 NFCA All-America selections
- » 17 NFCA All-Region honors
- » 15 All-SEC Selections
- » 2 SEC Players of the Year (*KB Sides, Bri Ellis*)
- » 1 USA Softball Collegiate Player of the Year (*Bri Ellis*)
- » 1 SEC Pitcher of the Year (*Chenise Delce*)

» 15 of the 24 portal additions from Division I programs under Deifel that completed a season at Arkansas experienced an increase in both wins and winning percentage in their first season as a Hog compared to their last at their previous program.

» 16 of the Razorbacks' 18 DI transfer position players set single-season career highs in at least one offensive statistical category, while eight set single-season career highs in four or more offensive categories.

HOME SWEET BOGLE

Bogle Park was the place to be in 2025, as 78,586 fans walked through the gates. The Razorbacks were one of just three programs nationally to average 3,000+ fans a game with 3,023 fans per contest alongside Alabama and Oklahoma. Arkansas set Top-10 attendance marks in three games last season, highlighted by a season-high 3,803 fans against LSU on May 3, 2025.

» Arkansas had 3,718 fans at game two of its series against Florida on March 27, 2026, the 8th-most in program history.

» Arkansas is just one of three programs to rank in the top five in single-season attendance every year since COVID, joining the likes of Alabama and LSU.

» The Razorbacks have ranked in the top three nationally in total home attendance in three consecutive seasons and have finished in the top five in national total attendance in each of their past six seasons at Bogle Park.

» Bogle Park had a program-record 97,744 fans walk through the gates in 2024. At the time, all 10 of Bogle Park's all-time top 10 single-game attendance marks were set in 2024. Arkansas played in front of home crowds of 3,000+ in 21 of its 27 regular season games at Bogle Park.

» On May 4, 2024, Arkansas broke its single-game attendance record, with 3,937 in attendance for game three vs. Ole Miss.

» Bogle Park hosted the highest-attended SEC Softball Tournament in 2023 with 16,937 in the stands May 9-13, shattering Florida's previous record of 13,201 in 2022.

» Between the 2022 and 2023 campaigns, Bogle Park drew crowds of 3,000+ 16 separate times.

» Since its gates opened in 2009, Bogle Park has welcomed 588,417 fans through the turnstiles. Of those 588,417 fans, 503,291 (85.6%) have come during head coach Courtney Deifel's tenure (2016-present).

» Bogle Park was recognized by the National Fastpitch Coaches Association (NFCA) as the Netting Professionals/NFCA DI Field of the Year in 2022.

RAZORBACKS KNOW RPI

Arkansas finished the regular season ranked No. 7 in RPI in 2025. Associate Head Coach Matt Meuchel plays a big role in the Hogs' schedule building each season.

» Arkansas entered the NCAA Tournament with the No. 1 RPI in the country.

PRESEASON PRESENCE

» Senior OF Dakota Kennedy, Senior LHP Robyn Herron and sophomore INF Ella McDowell all garnered Preseason Second-Team All-America Recognition from Softball America.

» The trio was also named to the USA Softball Collegiate Player of the Year Top 50 Watch List.

» Herron and McDowell also earned Preseason All-SEC honors as Arkansas was one of just five SEC programs with multiple players selected.



Senior OF Dakota Kennedy, Senior LHP Robyn Herron and sophomore INF Ella McDowell all earned Preseason Second-Team All-America honors from Softball America.

THE HEAD HOG

Head coach Courtney Deifel is the program's all-time wins leader.

WINNINGEST ARKANSAS HEAD COACHES

| Rank | Coach | Record | Years | NCAA Appearances |
|------|-------------------|-----------|------------|------------------|
| 1. | Courtney Deifel | 405-190 | 2016-pres. | 8 |
| 2. | Carrie Dever-Boaz | 244-274-1 | 1997-2004 | 2 |
| 3. | Mike Larabee | 149-181 | 2010-2015 | 2 |
| 4. | Jamie Pinkerton | 130-179 | 2005-2009 | 2 |

» Deifel has won 405 games through 11 seasons at the helm in Fayetteville.

» In the previous 11 years before Deifel, Arkansas only won 270 contests

» From 2002-2015 (14 seasons), Arkansas had won 360 games.

FLIPPED THE SCRIPT

During her 10 seasons at the helm, head coach Courtney Deifel and staff have engineered one of the greatest turnarounds in college softball while at Arkansas.

» Under head coach Courtney Deifel, Arkansas has increased its winning percentage by 21.4% compared to the 10 seasons prior to Deifel's tenure, while also winning 92 more games. Arkansas is the only Power 4 school nationally to increase its winning percentage by more than 20% in that timespan. The Razorbacks 21.4% increase in winning percentage ranks 4th among 297 Division I teams.

Win % Increase Over Past 10 years (P4 Only)

| Program | 2006-2015 | 2016-2025 | Increase |
|----------------|----------------|----------------|----------|
| Arkansas | 267-322 (.453) | 359-179 (.667) | 21.40% |
| Indiana | 211-327 (.392) | 296-215 (.579) | 18.71% |
| Ole Miss | 248-317 (.439) | 351-216 (.619) | 18.01% |
| Oklahoma State | 299-255 (.540) | 400-169 (.703) | 16.33% |
| Florida State | 412-203 (.670) | 496-106 (.824) | 15.4% |

D1 Programs with a 20% Increase in Win % Over Past 10 years

| Program | 2006-2015 | 2016-2025 | Increase |
|------------------|----------------|----------------|----------|
| North Texas | 258-589 (.305) | 304-210 (.591) | 28.68% |
| Southeastern La. | 208-306 (.405) | 348-197 (.639) | 23.39% |
| UNCW | 162-363 (.309) | 248-224 (.525) | 21.69% |
| Arkansas | 267-322 (.453) | 359-179 (.667) | 21.40% |
| Saint Francis | 216-305 (.415) | 326-195 (.626) | 21.11% |
| Liberty | 273-325 (.457) | 392-196 (.667) | 21.01% |
| Morgan State | 116-254 (.314) | 224-205 (.522) | 20.86% |
| Prairie View A&M | 121-293 (.292) | 207-213 (.493) | 20.06% |

THE FRIENDLY CONFINES

- » Since 2017, Arkansas is 184-48 at Bogle Park during the regular season.
- » Arkansas is 221-80 at Bogle Park since Courtney Deifel took over the program in 2016.
- » The Razorbacks have won seven straight SEC home series, their most since they won eight straight from March 23, 2018 - May 5, 2019.

MEUCHEL IS MASTER OF DEFENSE

- » Assistant Coach Matt Meuchel joined the Razorbacks' coaching staff prior to the 2017 season and is in his 10th season in Fayetteville in 2025. Meuchel is one of the sport's leaders in analytics and also coordinates the Razorbacks defense. All five of the Hogs' top-five single-season fielding percentages have come under his watch.
- » The Hogs ranked sixth nationally in fielding percentage with a .979 mark entering the weekend and have turned a program-record 37 double plays this season. Arkansas and USF are the only teams to rank in the top 10 nationally in both double plays and fielding percentage.
- » Arkansas posted a program record 11-game errorless streak this season.
- » The Razorbacks led the nation with a .984 fielding percentage during the 2025 season, making just 24 errors in 1,471 total chances. Arkansas was the first SEC team to lead the nation in fielding percentage since 2019, when Florida accomplished the feat. The Hogs' .984 fielding percentage ranked tied for sixth in NCAA history.
- » Arkansas is one of four programs to finish the last two seasons ranked in the top 10 nationally in fielding percentage, joining the likes of Florida Atlantic, Omaha and Oklahoma.
- » In 2024, Meuchel helped guide Arkansas to a then program-record .978 fielding percentage, which led the SEC and ranked ninth nationally.

SOOIE SPINNERS

- » The Razorbacks posted a 3.04 ERA last season while striking out 347 batters and limiting opponents to a .215 batting average in 364.1 innings pitched.
- » The Hogs own a 2.51 ERA in 348 innings with 336 strikeouts while limiting opponents to a .214 batting average this season. Arkansas ranked 9th nationally in ERA and 14th nationally in team strikeouts per seven inn. (6.78) entering the weekend.
- » Arkansas has registered 57 shutouts since the start of the 2023 season. The Razorbacks are one of only five programs to rank in the top 20 nationally in shutouts in 2023, 2024, 2025, joining the likes of Oklahoma, Boston, Tennessee and Cal State Fullerton. Arkansas ranks 11th nationally with 15 shutouts this season.
- » Arkansas finished 2025 ranked 10th nationally with 15 shutouts and ranked 19th nationally in shutouts in 2024 with 14 and 17th nationally in 2023 with 17.
- » Excluding the 2020 COVID-shortened season, Arkansas is just one of five schools to post 11+ shutouts in every season dating back to 2018, alongside Boston, Florida, Oklahoma, and Texas.

BOGLE BOMBERS

- The long ball has been a staple in the success of Arkansas Softball during the Courtney Deifel era (2016-present).
- » Arkansas has hit 683 home runs since Deifel took over the helm in 2016, which accounts for 55.7% of home runs in program history. In the 11 years prior to Deifel's arrival, Arkansas teams belted 456 round-trippers.
 - » Entering the week, the Razorbacks' 655 home runs since 2017 rank second among SEC members during that time span and third among current SEC members, trailing only Oklahoma (1,142) and Georgia (709).
 - » Seven of the Hogs' single-season top-10 home run marks have been accomplished during Deifel's tenure, including the four best in program history (2022: 109, 2021: 95, 2026: 75, 2025: 74).

ROAD HOGS

- Since 2020, the Razorbacks have excelled on the road, posting a 77-29 record, the second-best mark among current SEC members, trailing only Oklahoma (85-14).
- » Arkansas has won 10+ road games in each of the past five seasons and is one of nine programs to finish in the Top 25 in road winning percentage in each of the previous two seasons alongside Grand Canyon, Chattanooga, Oklahoma, Marist, Duke, Tennessee, Texas and Florida. Arkansas went 12-4 on the road in 2025 and 12-5 on the road in 2024.
 - » Arkansas is one of three SEC programs to post 10+ road wins with a road win% of .500+ in each of the past three seasons alongside Oklahoma and Tennessee.
 - » The Hogs have won 20 of their last 24 SEC road series, which is the best mark among all SEC members during that time span (2021-present). From 1997-2020, the program had only won 17 SEC road series.
 - » Arkansas is one of three programs alongside Liberty (23) and Miami of Ohio (22) to win 20+ conference road series since 2021. 12 of the Razorbacks' 20 road SEC series



- victories have been over ranked opponents.
- » The Hogs recorded two top 10 ranked SEC road series wins last season and have accounted for seven top 10 road series wins in league play over the past four seasons.
- » Additionally, Arkansas has posted an 87-30 record in the Courtney Deifel era (2016-present) in neutral-site games.

AMONG THE ELITE

- » The Razorbacks have been ranked in the Top 25 of the NFCA Coaches poll for a program-best 102 consecutive weeks dating back to the start of the 2020 season. Arkansas is one of five programs nationally to have appeared in the Top 25 of every NFCA Coaches Poll since the start of the 2020 season, joining Oklahoma, Florida, UCLA, and Florida State.

RAES

- » Reagan Johnson is the Arkansas all-time career hits leader and is tied for fourth all-time in Arkansas career batting average at .359 while ranking sixth in career on-base percentage (.421, fifth in career triples (8) and third in career stolen bases (70).
- » Johnson made history by collecting her 262nd career hit with an RBI single in the bottom of the fifth inning in a 6-2 win over Florida (March 27) to surpass Hannah McEwen's (2018-2022) previous program record mark of 261.
- » She has posted a .322 batting average this season with 57 hits, four doubles, a triple and 16 RBI while drawing 28 walks, scoring 56 runs and stealing 20 bases.
- » Defensively, Johnson is among the best center fielders the game has seen during her four years on The Hill with a .988 career fielding percentage. She is on a 131-game errorless streak dating back to April 6, 2024, which is the longest errorless streak by an Arkansas outfielder on record (since at least 2001).
- » Her 343 innings of outfield play without an error leads all SEC center fielders this season, while she is one of two P4 center fielders to not commit an error since the beginning of the 2025 season. Johnson is also one of two center fielders nationally with a 1.000 fielding %, 70+ OF chances and 320+ OF innings.
- » Johnson is the only Razorback in program history with multiple 70+ hit seasons with 72 in 2025, 73 in 2024 and 79 in 2023. In 2024, she became one of four Razorbacks in program history to post an on-base percentage of .426 or better while registering 70+ hits in a season, joining Danielle Gibson (2022), KB Sides (2022) and Hannah McEwen (2019).
- » The Karnes City, Texas product earned Second-Team All-SEC and Second-Team NFCA All-Central Region honors in 2025 while batting .351 with a team-leading 72 hits, including six doubles, two triples, 11 RBI and 26 walks while recording a .427 on-base percentage.
- » Johnson is the only player in program history to lead Arkansas in multi-hit games in 3+ seasons.

MILESTONE TRACKER

>> Reagan Johnson needs six more stolen bases to break the all-time Arkansas steals record.

RUN-RULING RAZORBACKS

>> Arkansas defeated opponents with ease in 2025 and have won by run-rule in 25 of 46 wins in 2026.

>> The Razorbacks set a program record of 24 run-rule wins by defeating USF 10-2 (6 inn.) in the Regional Final on May 16.

>> Arkansas had more run-rule wins (23) than seven-inning wins (21) in 2025.

| Year | Run-Rule W | Final Accomplished |
|------|------------|--------------------|
| 2026 | 25 | - |
| 2025 | 23 | 53rd |
| 2014 | 16 | 48th |
| 2022 | 15 | 54th |

PB12 IN GOOD COMPANY

Sophomore pitcher Payton Burnham broke onto the scene in 2025 with a 16-2 record, 94 strikeouts and three saves in 117.1 innings pitched while limiting opposing hitters to a .217 batting average and posting a team-best 2.62 ERA.

>> She is 13-3 with three saves, a 1.86 ERA and 58 strikeouts in 98 innings of work this season.

>> Burnham tossed a 6 inn. complete-game shut-out with six strikeouts during the Hogs' 8-0 win over Fordham on May 15.

>> Burnham recorded her 12th win of the season by tossing a complete-game shutout while allowing three hits and striking out two in a 3-0 win over Miss. State on May 6. Burnham earned her 11th win of the season by allowing five hits with four strikeouts in a complete-game shutout vs. Mizzou (April 24).

>> Burnham earned her 10th win of the season by going 74.1 innings, striking out three and allowing just two runs on four hits in a win at No. 1 Oklahoma (April 18). She recorded her ninth win of the season with a five inn. complete-game shutout vs. Mississippi State in which she struck out one while allowing a walk and a hit (April 11).

>> Burnham earned her eighth win of the season by pitching a complete-game shutout in which she struck out five walked four and allowed two walks in a win over Auburn (April 6).

>> Burnham tossed her third career seven inn. complete-game shutout against Northwestern, while striking out seven and allowing just one walk and five hits in her seven innings of work. (Feb. 21).

>> Burnham improved to 2-1 by throwing five scoreless innings and striking out one in a 9-0 win at Texas State (Feb. 15). She pitched three shutout innings while striking out seven and allowing no walks and just one hit to earn her first win of the season vs. Akron (Feb. 8).

>> Burnham threw a complete-game shutout while striking out seven and allowing just three hits and a walk in a 4-0 win over Ole Miss (May 24), becoming just the third Arkansas freshman since 2010 to throw multiple seven-inning complete game shutouts, joining Robyn Herron (2, 2023) and Mary Haff (8, 2018).

>> Burnham became the first Razorback in program history to throw a no-hitter in an NCAA Tournament game in a 10-0 win over Saint Louis (May 16).

>> She earned freshman All-America honors from both D1 Softball and Softball America in 2025. Her 16 wins were the most by a Razorback freshman since Mary Haff's 29 in 2017.

>> Her mother, Kendall, was an NFCA All-American at Texas A&M in the mid 1990s, while her father,

Jake Burnham, played collegiately at Tulane, where he was a First-Team All-CUSA selection in 1999. Her parents made national news in the early 2000s when they played together on the independent minor league San Angelo Colts. Additionally, her brother Ty is a Razorback baseball signee and currently in his senior season at Rogers High School.

MISS VERSATILITY

Arkansas continued its multi-year run of major portal additions in the summer of 2024 with the addition of Texas Tech Transfer Kailey Wyckoff, who has made a massive impact during her time as a Razorback.

>> Wyckoff is batting .349 with 10 doubles, two triples, seven homers, 40 RBI, and 21 walks while being hit by a pitch eight times this season.

>> The Katy, Texas product smashed a two-run triple during the Hogs' 9-1 win over USF (May 16).

>> She went 1-2 with a 2-run HR in a win over Miss. State (May 6). She had a 1-3 day with a solo HR and a sacrifice fly during 10-3 win at Mississippi State (April 12).

>> Wyckoff went 2-2 with a three-run HR and a walk while scoring three runs in a win over Auburn (April 4).

>> She hit her first career grand slam in the sixth inning of a 9-4 win over UConn on March 22.

>> During her four seasons of college softball, Wyckoff has appeared all over the field, with nine or more starts at 5 different positions. She has appeared in 61 games at catcher, 96 games in right field, 18 games in left field, 18 games at designated player and nine games at first base.

>> She has reached base safely (errors excluded) in 85% (182-214) of her games during her collegiate career. Her 229 career hits ranked 38th among all active DI players entering this week.

>> Wyckoff batted .328 last season with 61 hits, 15 doubles, seven home runs and a career-high 55 RBI while posting a .406 OBP. She reached base in 50 of the Hogs' 58 games while recording 15 multi-hit games and 14 multi-RBI games.

>> She earned NFCA Second-Team All-Central Region honors and was named SEC Player of the Week on April 22, 2025.

>> She tied a career-high with three hits in an NCAA Tournament win over Saint Louis on May 16, 2025, while setting a single-game career-high with five RBI. Her three hits and five RBI tied an Arkansas NCAA Tournament program record.

>> In 2024, she posted a .407 batting average with 12 doubles, seven home runs and a career-high 35 RBI to earn First-Team All-Big 12 honors. She also recorded 15 multi-hit games and a team-best 24-game reached base streak. As a true freshman in 2023, she became just the second individual conference award winner in Texas Tech history, along with earning Second-Team All-Big 12 recognition.

ROB CAN SPIN IT

Robyn Herron is 16-6 this season with four saves, a 2.09 ERA and 173 strikeouts while allowing just 34 earned runs on 77 hits and 39 walks in 113.2 innings of work. She is limiting opposing hitters to a .184 batting avg.

>> She ranked among the national leaders in fewest hits allowed per seven innings (18th, 4.58), ERA (25th, 1.97) saves (23rd, 4) and strikeouts per seven innings (5th, 10.8).

>> She fanned 8 during 6.1 shutout innings in a 2-0 win at Texas (April 30).

>> Herron struck out 13 while going the distance

in a 7-2 win at Tulsa (April 22). She improved to 12-3 by earning the victory in a series-clinching win at Mississippi State on April 12 after allowing just one run on three hits and a walk while striking out three batters in her four innings of work.

>> She was named SEC Pitcher of the Week on April 7 after pitching eight shutout innings in a series win over Auburn with a win and save to go along with 10 strikeouts and three hits allowed while limiting opponents to a .115 batting average.

>> Herron earned her 10th win of the season after allowing just one earned run and striking out eight while yielding three hits and three walks in five innings vs. Florida (March 27). She also recorded her 500th career strikeout in the win.

>> Herron went the distance and struck out 10 batters while allowing just three hits and three walks on her way to her ninth victory of the season in a 6-0 win vs. Georgia (March 8).

>> In a 6-0 triumph over Northwestern, Herron became just the third Arkansas pitcher in program history to toss three no-hitters during their Razorback career, alongside Heather Schlichtman (3, 2001-2004) and Mary Haff (3, 2018-22).

>> She was named SEC Co-Pitcher of the Week and Wilson/NFCA Pitcher of the Week after striking out 15 and allowing one hit, two walks and no runs during 6.2 innings pitched during the States Up! Invitational on Feb. 13-15. The Tampa product struck out 11 batters during her five-inning complete game shutout vs. No. 18 Clemson on just 76 pitches (Feb. 13).

>> Herron earned second-team All-America honors from both D1 Softball and Softball America in 2025.

>> Herron tied a program single-game record with 16 strikeouts during an eight-inning complete-game win over Tennessee on March 22, 2025. She allowed just four hits in the win.

>> On Feb. 17, 2025, Herron threw the 12th no-hitter in program history in a 10-0 (5 inn.) win over ULM.

>> Herron became the second pitcher in program history to throw a seven-inning perfect game while striking out a season-high 11 batters on just 86 pitches in a 7-0 win over Illinois State on Feb. 24, 2024

>> Her 16 10+ strikeout games are the most in program history, tied with Mary Haff (2018-22, 16).

HOGS OUTHITTING THE OPPOSITION

>> Outhitting the opposition has been a major trademark in the Courtney Deifel era (2016-present) for Arkansas. The Razorbacks hold a 329-27 record when outhitting opponents under Deifel, including a 217-10 mark since 2020.

| Year | W | L | % |
|--------------|------------|-----------|-------------|
| 2026 | 39 | 0 | 1.000 |
| 2025 | 42 | 2 | .953 |
| 2024 | 29 | 2 | .935 |
| 2023 | 35 | 2 | .946 |
| 2022 | 38 | 1 | .974 |
| 2021 | 31 | 1 | .969 |
| 2020 | 15 | 2 | .882 |
| 2019 | 32 | 4 | .889 |
| 2018 | 32 | 4 | .889 |
| 2017 | 26 | 4 | .867 |
| 2016 | 11 | 5 | .688 |
| TOTAL | 329 | 27 | .919 |

>> Additionally since 1998, Arkansas is 699-105-1 when outhitting opponents.

DOMINATING THE TOURNEY

>> Arkansas was the only team nationally to go 3-0 with three wins via run-rule in regional play this season.

>> Arkansas became just the eighth team since the Super Regional format was implemented in 2005 to go 3-0 in a regional with all three wins coming by run rule.

>> Additionally, Arkansas became just the second team in NCAA history to win each of its first four games in the NCAA tournament by run-rule alongside 1995 National Champion Arizona.

| Year | Team | CWS | National Title |
|------|------------|-----|----------------|
| 2025 | UCLA | Yes | - |
| 2025 | Oklahoma | Yes | - |
| 2025 | Florida | Yes | - |
| 2025 | Nebraska | No | - |
| 2023 | Oklahoma | Yes | Yes |
| 2016 | Missouri | No | - |
| 2015 | Washington | No | - |

WOOD SLAM SOOIE

>> Arkansas set a new program record with nine grand slams this season.

| Rank | Year | Grand Slams |
|------|------|-------------|
| 1. | 2026 | 9 |
| 2. | 2022 | 7 |

>> Karlie Davison hit the record breaking eighth grand slam in the top of the first against USF (May 16).

>> Tianna Bell and Ella McDowell have both registered a pair of grand slams this season marking just the third season dating back to 2005 that Arkansas has had multiple players with 2+ grand slams.

>> McDowell became the first player in program history to hit grand slams in consecutive games by accomplishing the feat in wins over Georgia (3/8) and Missouri State (3/9).

RAZORBACKS RAKING AT THE PLATE

>> Under the guidance of hitting coach DJ Gasso, Arkansas ranked among the nation's leaders in numerous categories entering the week including batting average (17th, .341), runs per game (11th, 7.55), on-base percentage (10th, .441), RBI per game (12th, 6.93), slugging percentage (21st, .570), and total runs (14th, 423).

>> Arkansas set an opening weekend program record with 60 runs scored over five games at the Kickin' Chicken Classic (Feb. 6-8). During a 21-3 victory over Akron (Feb. 8), Arkansas registered 18 hits, which was the most in a single game since the Hogs had 18 during a 15-5 win over Nebraska on Feb. 9, 2020, in Las Cruces, N.M. The Hogs' 21 runs scored were also the second most in a single game in program history.

HITTIN' HOGS

>> Arkansas has posted a 208-21 overall record when registering 12+ hits in a single game since 2006, including a 128-12 mark under Courtney Deifel.

>> The Razorbacks are 22-0 in 2026 and were 17-1 last season and posted a 9-1 record in 2024 when registering 10+ hits and have won 82 of their past 86 contests when accomplishing the feat since 2020.

ROB 5+ = GOOD NEWS FOR THE HOGS

>> Arkansas is 37-6 when Robyn Herron goes 5+ innings in her collegiate career.

NO FREE PASSES

>> Arkansas is 152-41 since 2001, when its pitching staff issues no walks in a game.

>> The Razorbacks are 98-18 when issuing no walks under head coach Courtney Deifel (2016-present). >> Arkansas has won 24 of its last 25 when issuing zero walks dating back to April 6, 2023.

>> In the past 20 years, Arkansas has had a pitcher throw 5+ innings in a single game without allowing a walk 31 times. When the feat is accomplished, Arkansas owns a record 25-6.

10K WILL PLAY

>> Arkansas is 85-10 all-time when an individual pitcher records 10+ strikeouts in a single game.

>> Under Deifel (2016-present), Arkansas is 45-3 when an individual pitcher registers 10+ strikeouts in a game.

>> Robyn Herron leads all current Razorbacks with 16 games of 10+ strikeouts.

KEEP 'EM IN THE YARD

>> Arkansas has allowed no home runs in 344 games during the Courtney Deifel era (2016-present), which accounts for 58.7% of all games during Deifel's tenure. In the 343 games in which Arkansas has not allowed a home run, they have posted a record of 276-68.

KEEPING IT CLEAN

>> Arkansas is 206-51 when not committing an error under Courtney Deifel and 411-187 when accomplishing the feat since 1998.

HAVING FUN WITH MULTIPLE HOME RUNS

>> Arkansas is 62-8 all-time when a Razorback player hits multiple home runs in a single game, including a 47-3 mark in the Courtney Deifel era.

>> The Razorbacks have won 37 of their last 38 games when having a player hit multiple home runs in a single game, dating back to Feb. 20, 2021, when Linnie Malkin started the streak by belting a solo home run and a two-run shot in a 6-4, 14-inning win at McNeese. Malkin's two-run homer in the top of the 14th ended up accounting for the winning runs in the victory.

>> Active Razorbacks on the 2026 roster have accounted for 12 multi-HR games during their careers.

>> Arkansas is 4-0 this season when a player hits multiple HR in a single game with Tianna Bell, Ella McDowell, Kailey Wyckoff and Dakota Kennedy all accomplishing the feat.

Active Razorbacks With Multi-HR Games

| Player | Multi-HR Games |
|----------------|----------------|
| Dakota Kennedy | 7 |
| Kennedy Miller | 2 |
| Kailey Wyckoff | 3 |
| Tianna Bell | 2 |
| Karlie Davison | 1 |
| Ella McDowell | 1 |

>> Additionally, Arkansas is 172-26 under head coach Courtney Deifel when hitting 2+ home runs as a team in a game. Since 1998, the Hogs are 268-59 when hitting two or more round-trippers.

ALL-TIME RECORD BY DATE (2026)

| DATE | RECORD | WIN % |
|------------|----------------|-------------|
| F6 | 4-1 | .800 |
| F7 | 7-8 | .466 |
| F8 | 19-3 | .863 |
| F9 | 13-3 | .813 |
| F13 | 10-10 | .500 |
| F14 | 8-6 | .571 |
| F15 | 9-9 | .500 |
| F20 | 19-11 | .633 |
| F21 | 21-6 | .777 |
| F22 | 14-3 | .823 |
| F26 | 15-3 | .833 |
| F27 | 13-6 | .667 |
| F28 | 15-8 | .652 |
| FEB | 292-150 | .661 |

| DATE | RECORD | WIN % |
|--------------|----------------|-------------|
| M1 | 17-5 | .773 |
| M6 | 11-9 | .550 |
| M7 | 8-9 | .471 |
| M8 | 5-14 | .263 |
| M9 | 11-5 | .667 |
| M13 | 6-8 | .429 |
| M14 | 7-13 | .316 |
| M15 | 4-9 | .308 |
| M17 | 11-11 | .500 |
| M20 | 10-13 | .434 |
| M21 | 8-10 | .411 |
| M22 | 11-15 | .375 |
| M24 | 9-11 | .450 |
| M27 | 6-11 | .313 |
| M28 | 7-9 | .466 |
| M29 | 7-12 | .368 |
| MARCH | 286-307 | .481 |

| DATE | RECORD | WIN % |
|--------------|------------------|-------------|
| A3 | 8-7 | .533 |
| A4 | 9-5 | .615 |
| A5 | 5-14 | .222 |
| A10 | 11-6 | .688 |
| A11 | 10-4 | .692 |
| A12 | 10-5 | .692 |
| A17 | 4-10 | .286 |
| A18 | 13-8 | .600 |
| A19 | 13-10 | .590 |
| A24 | 11-9 | .528 |
| A25 | 7-7 | .417 |
| A26 | 9-11 | .474 |
| A30 | 5-3 | .625 |
| APRIL | 249-257-1 | .492 |

| DATE | RECORD | WIN % |
|------------|--------------|-------------|
| MAY | 81-96 | .457 |

*- Months reflect entire record of month in program history not just dates in which games are scheduled this season.



Kailey Wyckoff (46), Cam Harrison (25), and Ashtyn Reichardt (5) all prepped at Katy High School in Katy Texas.

DAKOTA HAS ALL THE TOOLS

Arkansas bolstered its roster with the signing of two-time NFCA All-American LF Dakota Kennedy this past summer.

>> She is batting .373 this season with 12 doubles, a triple, 16 homers, 53 RBI, 24 walks and 49 runs scored. She has a career-high 53 RBI and 16 HR.

>> During a 14-5 (5 inn.) win over Duke, Kennedy went 3-4 with a solo HR and four RBI.

>> Kennedy completed the Hogs' 10-2 win over USF with a two-run double in the bottom of the sixth inning. She smashed a two-run home run to complete a run-rule victory over Fordham on May 15. Kennedy blasted a three-run HR in a win over Mississippi State (April 11).

>> Following a sweep over Auburn (April 6), she claimed the prestigious AUSL (Athletes Unlimited Softball League) Golden Ticket which is presented to players who will be selected in the upcoming AUSL draft on May 3. Kennedy was the second Razorback to receive the prestigious honor during its two years of existence, alongside Bri Ellis (2025). She was drafted with the fourth pick in the third round of the 2026 AUSL College Draft by the Carolina Blaze.

>> Kennedy was named D1Softball National Player of the Week after batting .462 with two HR, two doubles and 7 RBI during the Hogs 3-1 showing on March 24-29.

>> She crushed a walk-off three-run HR to give Arkansas a 6-4 win over Florida on March 29 to secure the series.

>> Kennedy went 3-4 with a triple, a HR, a stolen base, 3 RBI and 3 runs scored in a win over UConn (March 20), she also became the first Hog to triple and homer in the same game since Kristina Foreman did so on Feb. 11, 2023.

>> Kennedy became the first Hog since Rylin Hedgecock (April 23, 2023) to drive in seven runs in a game with a 3-4 performance that included a solo shot, grand slam, double, walk and 7 RBI in a win over Alabama (3/14).

>> Kennedy recorded her 200th career hit while going 2-3 with a run scored and a walk in a win over Georgia (March 7).

>> Against Kansas (March 1), Dakota Kennedy became just the third player in program history to hit 3+ home runs in program history by going 3-3 with three home runs and 5 RBI. She joined Danielle Gibson (4, 2/23/19) and Rylin Hedgecock (4/22/23) as the only Hogs to accomplish the feat.

>> Kennedy blasted a solo homer in a 10-2 win over Omaha (Feb. 26) and in a 7-0 win over Northwestern on Feb. 21.

>> In a 21-3 win over Akron (Feb. 8), she had an impressive 3-4 performance that included a solo homer, a double, two RBI and three runs scored in a 21-3 win over Akron (Feb. 8). Kennedy collected an RBI twice in the second inning of the win.

>> Kennedy was a third-team NFCA All-American selection in both 2024 and 2025 at Arizona. During her three seasons as a Wildcat, she posted a .399 batting average with 180 hits, 26 doubles, six triples, 28 home runs, 94 RBI, 91 walks, and 302 total bases while scoring 147 runs and stealing 22 bases. She is a three-time first-team all-conference and NFCA All-West Region selection and won the Rawlings Gold Glove Award in left field in 2024.

>> Kennedy started 44 of Arizona's 61 games in left field in 2025 while missing 17 games due to injury. She recorded career-highs in batting average (.444), on-base percentage (.539), slugging

percentage (.689), and OPS (1.228) in 2025 while tallying 60 hits, 10 doubles, four triples, five home runs, 25 RBI, 28 walks, 48 runs scored and seven stolen bases.

>> Entering the 2026 season, Kennedy was just one of seven players nationally with a career batting average of .399+ and 400+ at-bats.

>> During her collegiate career, Kennedy has reached base safely in 85.3% (163-191) of games played.

>> Academically, she is a two-time College Sports Communicators (CSC) Academic All-America selection and three-time Easton NFCA All-America Scholar Athlete. She is majoring in Criminal Justice.

KATY CONNECTION

>> Kailey Wyckoff, Cam Harrison and Ashtyn Reichardt all prepped at Katy High School in Katy, Texas. Besides the Katy trio, Arkansas has only had three players on a roster from the same high school once in 2010 with Tori Mort, Brittany Robison and Jessica Robison, who all attended Owasso High School in Owasso, Okla.

EIGHT IS GREAT

>> Arkansas is 308-9 when scoring eight or more runs all-time, including a 172-1 mark during the Courtney Deifel era (2016-present).

>> The Razorbacks are on a 121-game winning streak when scoring 8+ runs. The last loss the Razorbacks had when accomplishing the feat was a 12-11 loss to Oklahoma State on Feb. 11, 2021, during the season opener at the Best on the Bayou Classic in Monroe, La.

MCDOWELL WOWS

>> Sophomore infielder Ella McDowell made history in 2025 by becoming the first freshman in program history to earn NFCA All-America honors when she was selected as a Third-Team NFCA All-American at third base.

>> The Richmond, Texas product is hitting .341 with 10 doubles, 11 homers and 53 RBI while scoring 62 runs to go along with 27 walks this season.

>> She was recently named second-team All-SEC and All-SEC defensive team at third base. She started all 24 league games at third base and batted .324 with a team-leading 24 hits, including three doubles, four home runs, 18 RBI, 10 walks, and 21 runs scored while registering a .419 on-base percentage and a .527 slugging percentage. She recorded a team-leading seven multi-hit games and four multi-RBI games during league play. Defensively, the Richmond, Texas product posted a .980 fielding percentage with 32 assists, 17 putouts, and just one error in 50 chances.

>> McDowell went 3-4 with a solo home run, 3 runs scored and 2 RBI in a loss at Oklahoma (April 17).

>> She recorded her first career multi-HR game by blasting solo shots in the third and sixth innings of 11-2 win at UCA on March 24.

>> She went 3-3 with a grand slam, double and 6 RBI in a win at Missouri State (March 9). She became the first Arkansas sophomore to drive in 6+ runs in a single game since Danielle Gibson's 10 during her home run cycle in a win over SIU-Edwardsville on Feb. 23, 2019. Her six RBI also marked a career high. She is just the third sophomore to drive in 6+ runs in a single game in program history, alongside Gibson and Cortney Mitchell, who accomplished the feat on March 11, 2002, during a win over Coastal Carolina.

>> McDowell blasted a grand slam in a 6-0 win over Georgia on March 8. In a loss to Georgia, McDowell went 3-3 with 2 RBI, a two-run HR and a walk (March 6)

>> She went 2-3 with a two-run homer, a walk two runs scored during a win over Northwestern (Feb. 22).

>> McDowell went 2-3 with a double, RBI and run scored in a 7-0 win over Northwestern (Feb. 21).

>> McDowell blasted a three-run homer in the third inning of a win at Texas State (Feb. 15).

>> She went 3-3 with a game-high 4 RBI and a 3-run HR in a 12-0 win over Clemson (Feb. 13).

>> McDowell homered in the season-opener win over Virginia with a two-run shot in the first inning, highlighting a 2-4 showing at the plate with two runs scored (Feb. 6)

>> In 2025, McDowell batted .352 with 63 hits, 10 doubles, a triple, seven home runs, 54 RBI and 21 walks to go along with a .425 on-base percentage and a .961 OPS. She was among the Arkansas leaders in hits (2nd, 63), assists (2nd, 79) and home runs (T-3rd, 7). She registered 18 multi-hit games and 14 multi-RBI games while posting a 16-game reached base streak and a seven-game hitting streak during the season. Defensively, she started the season on a 29-game errorless streak and posted a .969 fielding percentage with 79 assists and 44 putouts in 127 chances. Her .352 batting average and .425 on-base percentage were the third-highest by a freshman in program history (min. 100 AB).

COACH OF COACHES

>> Arkansas head coach Courtney Deifel has tutored 16 coaches or players who have gone on to become head coaches or earned positions at the collegiate level, which is the second-most nationally, trailing only Patty Gasso of Oklahoma, according to D1 Softball.

>> Deifel served as a graduate assistant under Gasso from 2008-09 at Oklahoma.

| Name | Role Under Deifel | Current Position |
|-------------------------|---------------------|----------------------------|
| Jordan Clark | Volunteer Assistant | (HC) Florida Atlantic |
| Parker Staggs | Graduate Assistant | (Asst.) Arkansas |
| Boo De Oliveira | Assistant Coach | (Asst.) Notre Dame |
| Annie Smith | Player at Arkansas | (Asst.) Minnesota |
| Sydney Benz | Player at Maryland | (Asst.) Dartmouth |
| Mandy Gardner-Colgate | Graduate Assistant | (HC) Miami of Ohio |
| Elaine Heffin | Player/Assistant | (Asst.) Illinois State |
| Shelby Hiers | Player/Assistant | (Asst.) Missouri State |
| Shana Easley | Volunteer Assistant | (Asst.) Colorado State |
| Danielle Gibson-Whorton | Player/Assistant | (Asst.) Cal |
| Matt Meuchel | Assistant Coach | (Asst.) Arkansas |
| DJ Gasso | Assistant Coach | (Asst.) Arkansas |
| Mariah Lopez | Graduate Assistant | (Asst.) Oklahoma Christian |
| Taylor McQuillin | Graduate Assistant | (Asst.) Southern Utah |
| Cherise Delce | Player at Arkansas | (Asst.) MACU |
| Skylynn Ellazar | Player at Maryland | (HC) Menlo College |

RAE\$ IS OFF AND RUNNING

>> Arkansas center fielder Reagan Johnson's 12 career multi-steal games are the most among all Arkansas players in a career since at least 2001.

| Player | Multi-SB Games | Career |
|-----------------|----------------|------------|
| Reagan Johnson | 12 | 2023-Pres. |
| Rachel Lemaster | 11 | 2004-2007 |
| KB Sides | 7 | 2022 |

RIJO, ROJO, CALIENTE

>> After missing most of the 2024 season due to injury shortstop Atalyia Rijo had an impressive comeback campaign in 2025, culminating in

NFCA All-Central Region Second Team honors.

>> She is batting .338 this season with 46 hits, 12 doubles, seven homers and 40 RBI while drawing 28 walks and scoring 35 runs.

>> Rijo went 2-3 in a win over Fordham during the first round of NCAA Regional play (May 15).

>> She smashed a game-ending two run double in a run-rule win over UConn (March 21). Rijo blasted a solo home run during the seventh inning of a win over Alabama (3/14).

>> Rijo led Arkansas with three RBI in a 10-2 win over Omaha (Feb. 26). She blasted a game-winning 3-run HR during a 9-8 win over Northwestern (Feb. 22). Rijo went 2-3 with 4 RBI, 2 runs scored and a 3-run HR in a 10-2 win over Wichita State (Feb. 13).

>> During a 21-3 win over Akron, Rijo had a 2-2 showing at the plate which featured a solo home run and three RBI (Feb. 8). Rijo led Arkansas with three hits, including a double and an RBI in a 9-1 win over Akron (Feb. 6)

>> Rijo batted .318 with 50 hits, 10 doubles, three triples, six home runs and 38 RBI with 28 runs scored and 13 walks while posting a .522 slugging percentage and a .389 on-base percentage to go along with 13 multi-hit games and eight multi-RBI games in 2025.

>> She set the Arkansas program record for hits in an NCAA Tournament game with four in a 6-5 win over Oklahoma State (May 18, 2025). She batted .900 (9-10) with a solo HR, three RBI and a walk during the Hogs' NCAA Regional in 2025.

>> Her Father, Fernando Rijo, signed with the LA Dodgers in 1995 at the age of 15 and pitched 11 seasons in professional baseball, making it as high as AAA. Her cousin is 1990 World Series MVP Jose Rijo. Her mother Audrey, was a three-sport athlete who played D1 softball at Albany and UNC-Wilmington.

>> This past November, Rijo played for the Dominican Republic National Team in the XX Juegos Bolivarianos Ayacucho - Lima 2025, where she batted .368 with seven hits, four home runs, nine RBI and 19 total bases while posting a 1.435 OPS while starting all seven games played.

PLENTY OF ARMS IN THE BARN

>> Arkansas returns 99.7 percent of its innings pitched from last season, including all 44 wins, nine saves and 346 strikeouts.

>> The lone inning pitched not returning belonged to current student assistant Courtney Day, who threw a scoreless frame with one strikeout during a 13-2 run-rule victory over Missouri State on March 2.

>> It is the most innings pitched returning since the 2021 season, when all three pitchers from the COVID-19 shortened 2020 season returned.

>> Excluding COVID-19 impacted seasons, Arkansas returns its most innings pitched since 2008, when the Hogs returned all four pitchers that combined for 417.1 innings pitched in 2007.

>> In addition to five pitchers returning, Arkansas also welcomes a pair of right-handed newcomers in Lillie-Faye McWhorter and Saylor Timmerman in 2026.

40 FOR ARKANSAS

>> Arkansas registered its eighth 40-win season in program history with a 2-0 win over Texas in the series opener (April 30). Six of the Hogs' 40-win seasons have come under the direction of Courtney Deifel.

>> Deifel has posted 40-win seasons in 2026, 2025, 2023, 2022, 2021 and 2018. The only two 40+ win seasons before Deifel was in 1999 and 2000 under Carrie Dever Boaz when Arkansas went 46-29 and 44-31, respectively.

DAYTIME DOMINANCE

>> Arkansas has posted a record of 288-128 in day games (Prior to 5 p.m.) under head coach Courtney Deifel (2016-present)

>> Since 2021, the Razorbacks are 167-54 in daytime contests.

STACKED SLATE

>> Arkansas is scheduled to face 13 teams that advanced to the 2025 NCAA Tournament this season, including six super regional participants, three College World Series participants and four-time defending national champion Texas. The 24 opponents on the Razorbacks' schedule combined to go 849-504-2 (.627) in 2025.

>> Arkansas' 13 NCAA Tournament teams on the 2026 slate are the most entering a season since 2023, when the Hogs faced 16 teams that made the tournament in the previous year.

ALL-AMERICANS PLAY AT ARKANSAS

Arkansas players have been no strangers to NFCA All-American honors in recent years.

>> Since 2021 Arkansas has accumulated 14 NFCA All-America selections which ranks third nationally and second in the SEC.

NFCA All-Americans Since 2021

| Rank | Program | Conference | Total |
|------|----------------|---------------|-------|
| 1. | Oklahoma | Big XII/SEC | 24 |
| 2. | UCLA | PAC-12/Big 10 | 20 |
| 3. | Arkansas | SEC | 14 |
| 4. | Florida | SEC | 13 |
| 5. | Oklahoma State | Big XII | 12 |

>> Arkansas also is tied for the most NFCA All-America pitchers nationally since 2019 (P/UT not included).

NFCA All-America Pitchers Since 2019

| Rank | Program | Conference | Total |
|------|----------------|---------------|-------|
| 1. | Arkansas | SEC | 4 |
| | Oklahoma State | Big XII | 4 |
| 2. | Oklahoma | Big XII/SEC | 3 |
| | Florida | SEC | 3 |
| | Washington | PAC-12/Big 10 | 3 |
| | Tennessee | SEC | 3 |

JOHNNY IN THE SPOT

>> Reagan Johnson has started 216/221 games of her collegiate career batting in the leadoff spot.

| Player | Leadoff Starts | Career |
|----------------|----------------|------------|
| Reagan Johnson | 216 | 2023-Pres. |
| Devon Wallace | 205 | 2012-2015 |

SAYLOR HEADS SOUTH

>> Freshman Saylor Timmerman joins the Razorbacks after an outstanding prep career playing at Lakeland Union High School in Minocqua, Wis.

>> She is 11-2 with a 2.96 ERA and 53 strikeouts in 73.1 innings pitched this season. Her 8-0 start was the first by a Razorback freshman since Mary Haff started 8-0 in 2018.

>> She earned her 10th win of the season after retiring all nine batters faced while striking out four in relief during a Regional Final win over USF

(May 17).

>> She earned her ninth win of the season after pitching 4.0 shutout inn. and allowing no hits while striking out seven in a 4-3 win at Texas (May 1).

>>Timmerman earned her eighth win pitching four innings while striking out two and allowing just one unearned run on two hits in a series-finales win over Auburn (April 6).

>>She picked up her seventh win of the season by retiring nine out of her last 10 batters faced while striking out five and allowing just one run on three hits and three walks in six innings of relief in a series-clinching win over No. 3/5 Florida (March 29).

>> Timmerman earned her fifth win of the season after allowing just one hit and striking out four in three innings of relief vs. UConn (March 22).

>> Timmerman recorded all 21 outs during a 14-9 win at No. 4 Alabama on March 14, to earn her fourth win of the season.

>> Against SEMO, she threw a complete-game shutout while striking out 11, becoming just the fifth Arkansas freshman in program history to strikeout 11 or more batters during a complete-game shutout alongside, Heather Schlichtman, Rachel Talley, Mary Haff and Robyn Herron.

>> She picked up her first career win in a 9-1 victory over Akron (Feb. 6) after allowing one unearned run on one hit and two walks while registering two strikeouts in four innings pitched. Timmerman retired her last nine batters faced in the game.

>> Timmerman was rated as a five-star prospect while being ranked as the No. 8 overall player and No. 3 pitcher in country for the class of 2025 by Softball America. She was also a member of the U-18 USA Women's Junior National Team alongside current teammates Ella McDowell and Cam Harrison.

>> She prepped at Lakeland Union High School, where she became just the fifth player in Wisconsin High School history to register 1,000+ strikeouts during her prep career. Timmerman led the Thunderbirds to a 21-9 mark as a senior in 2025. As a senior, she posted a 0.737 ERA, .614 WHIP and 386 strikeouts. Timmerman set a Wisconsin high school record with 29 strikeouts in a 1-0 13-inning win on May 29, 2025, against Shawano. She threw a perfect game, striking out all 15 of her batters faced in while also homering in a 16-0 non-conference win over Crandon in May of 2024.

>> In addition to excelling on the diamond, she also participated in basketball and swimming, where she was a three-time all-conference selection in swimming and a four-time all-conference selection in basketball.

BRINGING BAIN

>> Freshman Brinli Bain arrived in Fayetteville as the No. 9 Prospect in the 2025 class nationally, according to Perfect Game.

>> This season, she has posted a team-best .374 average with 55 hits, 19 doubles, three homers, 49 walks, 44 runs scored, 34 RBI and a .533 OBP. She was named a NFCA Freshman of the Year Top 25 Finalist (April 23).

>> Bain batted .714 while posting a .833 on-base percentage with five hits, a double, two runs scored, an RBI and five walks during the Hogs' Regional last weekend.

>> In a Regional Final win over USF (May 17) Bain went 3-3 with a double, a run scored and a walk. Bain tied an NCAA Tournament single-game pro-

gram record with three walks in a 9-1 (6 inn.) win over USF (May 16)

>> Entering the week, Bain also is tied for first in the SEC and ranks 25th nationally with 18 doubles this season, the third-most among all DI freshmen. Her 18 doubles are a freshman program record and are tied for the second-most in a single season in program history.

>> Bain has 16 multi-hit games this season and was just one of five Arkansas freshman in the Courtney Deifel era to record 13+ multi-hit games through the first 41 games of a season, alongside Ella McDowell (15, 2025), Reagan Johnson (15, 2023), Hannah McEwen (13, 2018) and Ashley Diaz (16, 2016).

>> Entering the postseason, Bain is the only freshman nationally to draw 40+ walks and strikeout 20 times or less this season. Additionally she was one of three freshman nationally with 40+ walks this season alongside Addy Waits (Missouri) and Irys Kline (Boston).

>> She leads all DI Freshman with a .528 on-base percentage entering the week (Min. 80 AB). Bain has reached base in 52 of her 55 games started this season.

>> Bain went 2-2 with a solo HR and two walks in a loss to Florida (March 28).

>> She had a two-hit performance against UCA on March 17 and hit a solo home run in the sixth inning of the Hogs' win at Alabama on March 14.

>> Bain was the first Arkansas freshman to reach safely in each of the first 24 games in program history and just the second Hog in program history to open the season with a 24+ game reached-base streak alongside Devon Wallace (31, 2013). Her reached-base streak was snapped in a loss at No. 4/6 Alabama on March 13.

>> She blasted her first career HR in a win over Omaha (Feb. 26) while going 2-2 with 3 RBI and a walk.

>> Bain went 3-3 with a double, a run scored, and three RBI in the win over SEMO during the second day of the Razorback Invitational

>> Bain batted .500 with four hits, a double, four runs scored, and four walks while posting a .636 on-base percentage during a 4-0 weekend for Arkansas at the States Upl Invitational (Feb. 13-15).

>> Bain drove in six runs during day one of the Kickin' Chicken Classic on Feb. 6. She had a pinch-hit two-RBI single in a win over Virginia before going 2-4 with 4 RBI and a double in a win over Akron. She became the first Arkansas freshman to have 4+ RBI in her first collegiate start since Sierra Bronkey drove in 4 during a 16-3 (5 inn.) win over Belmont on Feb. 10, 2012.

>> Bain prepped at Eagleville High School in Eagleville, Tenn., where she earned district MVP honors in addition to earning all-region, all-mid-state, and all-state recognition while leading Eagleville to two state championships. During her high school career she posted a .512 batting average with 246 hits, 39 home runs, 209 RBI and 112 walks while being named Miss Tennessee Softball and Middle Tennessee Female Athlete of the Year in 2025.

MATT GOES BACK

>> For just the second time in Courtney Deifel's tenure at Arkansas, she will not serve as the third base coach this season.

>> Associate Head Coach Matt Meuchel will take the reins at third base. Meuchel is no stranger to coaching third, having done so during his stint as

a head coach at Nevada from 2009-2016. Meuchel also coached third during the 2017 season at Arkansas. Assistant Coach Parker Staggs will take over the first base coaching duties in 2026. Red-shirt Freshman Ashtyn Reichardt served as the first base coach for Arkansas last season.

FOR WHOM THE BELL TOLLS

Arkansas bolstered its roster with the addition of senior 1B Tianna Bell, who transferred to Arkansas for her senior season after beginning her collegiate career at Cal.

>> She has made an immediate impact during her short time as a Hog. The Cal transfer is batting .373 with 66 hits while registering 61 RBI, nine doubles, 17 homers, 40 runs scored and 21 walks. Bell joined Bri Ellis as the only two Hogs in program history with 15+ multi-hit and multi-RBI games in the first 44 games of a season.

>> Bell blasted a grand slam while going 2-3 with a walk during a 14-5 (5 inn.) win over Duke (May 22). She went 2-4 with a solo HR in a Regional-Opening win over Fordham (May 15).

>> Bell blasted a go-ahead two-run HR in the Hogs' 3-2 win over Oklahoma (April 18). She went 2-4 with a two-run HR and two runs scored in a loss at Oklahoma (April 17).

>> She registered two singles during the Hogs' 8-run 5th inning in a 8-0 win over Mississippi State (April 11).

>> Bell blasted a solo HR during the series-finale win over Auburn on April 6.

>> Bell smashed a two-run HR into the parking lot in left field during a 3-4 performance in a win over UConn (March 20).

>> Despite 30 MPH winds blowing straight in, Bell hammered her ninth HR of the season, a two-run shot in the second inning of a 12-0 win at Missouri State (March 9).

>> Bell had a season-high three hits including a HR and two RBI in a 3-4 performance during a series clinching win over Georgia (March 8).

>> She went 2-4 with a run scored while blasting a grand slam in a win over Georgia (March 7).

>> She went 2-3 with a homer and a double in a 10-2 win over Omaha (Feb. 26).

>> Against Texas State, Bell smashed a pair of solo HR and drove in a third run with an RBI single. She registered her second career multi-HR game and first since Feb. 11, 2023 (Feb. 15). In a 11-1 run-rule (5 inn.) win over BYU, Bell ended the contest with a three-run shot to right field (Feb. 14) after hitting a two-run homer the night before in a 12-0 win vs. No. 18 Clemson (Feb. 14).

>> Additionally, Bell became the first Hog to homer in three consecutive games since Bri Ellis did so on Feb. 14-15, 2025, during the LA Tech Classic in Ruston, La.

>> Bell started all 58 games for Cal at first base in 2025 while earning Third-Team NFCA All-Region honors in addition to being a Second-Team All-ACC selection. The Antioch, Calif., native batted .347 with 61 hits, 15 home runs, 10 doubles, 35 runs scored, 116 total bases, 12 walks and four stolen bases while posting a .659 slugging percentage and a .401 on-base percentage. She led the team in slugging percentage (.659), RBIs (54), home runs (15) and total bases (116).

HOGS THAT HOMER

>> Entering 2026, Arkansas is one of 11 programs that have ranked in the top 40 nationally in home runs per game each season since 2020.

| School | Conf. | HR | G | HR/G |
|------------------|----------|-----|-----|------|
| Oklahoma | SEC | 710 | 335 | 2.12 |
| Virginia Tech | ACC | 485 | 302 | 1.61 |
| Wichita St. | America | 471 | 295 | 1.60 |
| UNCG | SoCon | 449 | 305 | 1.47 |
| Arizona | Big 12 | 443 | 312 | 1.42 |
| Arkansas | SEC | 429 | 310 | 1.38 |
| Washington | Big Ten | 392 | 299 | 1.31 |
| NC State | ACC | 388 | 292 | 1.33 |
| Clemson | ACC | 385 | 315 | 1.22 |
| New Mexico St. | CUSA | 380 | 281 | 1.35 |
| Coastal Carolina | Sun Belt | 352 | 292 | 1.21 |

SHUTDOWN SERIES

>> Arkansas did not allow an earned run during the series sweep over Auburn (April 4-6) marking the first time since May 3-4, 2000 that Arkansas did not allow an earned run during three games of a conference series when they accomplished the feat vs. Ole Miss in a four-game series.

>> Arkansas did not allow an earned run in five consecutive SEC games which was a program record (April 4-11).

UTES TO HOGS

>> Arkansas assistant DJ Gasso, and second baseman Karlie Davison helped lead Utah to a College World Series appearance in 2022 while at Utah. Gasso was Davison's lead recruiter out of high school while he was an assistant at Utah.

CRUSHED IT IN THE CAROUSEL

Former Arkansas Vice Chancellor and Director of Athletics Jeff Long hired Courtney Deifel as the Razorbacks' fourth head softball coach in program history on June 11, 2015, and Razorback Softball has been transformed since then.

>> Of the 29 coaches hired during the 2015-16 coaching carousel with 10+ seasons under their belts, Deifel is just one of four who are currently at the same school and one of 10 still serving as a full-time head coach. Of the five coaches still at the same school, she ranks third in wins and has the second-most NCAA Tournament appearances on the list.

| Coach | School | Record | NCAAT |
|-----------------|------------------|-----------|-------|
| Kenny Gajewski | Oklahoma St. | 441-184 | 10 |
| Courtney Deifel | Arkansas | 404-190 | 9 |
| Ashley Waters | Boston | 410-170-1 | 8 |
| Rick Fremin | Southeastern La. | 393-215 | 2 |

- As of May 18, 2026

BIRD IS THE WORD

Robyn Herron has been spectacular against teams with a bird mascot during her collegiate career.

>> Against teams with a bird mascot in her collegiate career, Robyn Herron is now 14-0 with a 0.98 ERA in 78.2 innings pitched.

SUCCESSFUL PLAYING > SUCCESSFUL COACHING

>> Arkansas Head Coach Courtney Deifel is one of just 10 active DI head coaches to win a national championship as a player.

| Coach | School | Played at | Year Won |
|--------------------|--------------|-------------|--------------|
| Courtney Deifel | Arkansas | Cal | 2002 |
| Laura Berg | Oregon St. | Fresno St. | 1998 |
| Kelly Inouye-Perez | UCLA | UCLA | 1989, 90, 92 |
| Bailey Wigness | Gardner Webb | Arizona St. | 2011 |
| Caitlin Lowe | Arizona | Arizona | 2006, 07 |
| Dot Richardson | Liberty | UCLA | 1982 |

| | | | |
|-----------------------|---------------|-------------|----------|
| Kristie Fox | UNLV | Arizona | 2006, 07 |
| Tairia Flowers | LMU | UCLA | 2003 |
| Brittney Matta | UC Riverside | Arizona St. | 2008 |
| Stacey Nuveaman-Deniz | San Diego St. | UCLA | 1999 |

#PROHOGS

>> Bri Ellis was selected as the No. 2 Overall pick in the 2025 AUSL draft by the Talons, becoming just the third Razorback to be drafted by Athletes Unlimited, joining Danielle Gibson (2022) and Chenise Delce (2023).

>> Ellis is currently the Hogs' one representative in the AUSL and prepares for her second season playing for the Talons in the summer of 2026. Courtney Day and Chenise Delce also plays professionally with the NY Rise of Fastpitch United.

COMING HOME TO THE ALMA MATER

Arkansas alumnus and former Razorback Softball GA and student manager Parker Staggs returns to The Hill following the departure of Danielle Gibson Whorton to Cal.

>> Staggs was hired to the staff on Aug. 15, 2025 and primarily serves as a pitching coach. Staggs returns to Fayetteville, where he spent the 2019-22 seasons as a team manager before serving the 2023-24 seasons as a graduate student manager for the Razorbacks.

>> A native of Jefferson City, Mo., Staggs spent the 2025 season as an assistant coach at Duke, where he assisted with the Blue Devils' pitching. In 2025, under Staggs' guidance, Duke finished the season ranked 20th nationally with 14 shutouts and 25th nationally in strikeout-to-walk ratio at 2.53.

MAKING THE MOST OF IT

>> Redshirt freshman Ashtyn Reichardt medically redshirted in the 2025 season due to tearing her ACL in the summer prior to her enrollment. During her true freshman season she coached first base for Arkansas.

>> She registered singles in back-to-back wins over Tulsa and Missouri (April 22, 24)

>> During a 21-3 win over Akron, Reichardt came off the bench and went 2-2 with a three-run HR and 4 RBI, recording both her first collegiate hit and homer in the process.

SUSTAINED SUCCESS

>> Arkansas is just one of four schools nationally to rank in the Top 40 in winning percentage in each of the past six seasons alongside Oklahoma, UCLA and Duke.

TURNING TWO

>> Arkansas ranks third nationally entering the weekend with 37 double plays this season.

>> The Razorbacks' 37 double plays are the most in program history. The previous single-season program record of 30 was set in 1999.



30 SEASONS OF RAZORBACK SOFTBALL

2026 marks the 30th season of Arkansas Soft-

ball. The Razorbacks hold an all-time program record of 927-823-1 with four head coaches.

>> Arkansas played its first official game in program history on Feb. 20, 1997, which was a 4-3 loss to Cal State Northridge during the San Diego State Classic. The Razorbacks rebounded later that same day with a 5-4 triumph over Hawaii to earn the first win in program history. Designated Player Lisa Flores provided the winning runs in the victory with a solo home run in the bottom of the sixth inning.

REUNITED FOR ONE LAST RIDE

>> 1B Tianna Bell and LF Dakota Kennedy were travel ball teammates together in eighth grade and have now reunited for their final collegiate season at Arkansas. Both entered the portal following the 2025 season. Bell transferred from Cal and was the first to sign with Arkansas, while Kennedy followed from Arizona.

DAVISON DESTROYING SOFTBALLS

>> Senior INF Karlie Davison is batting .363 this season with eight doubles, a triple, 11 homers, 47 RBI and 33 runs scored while posting .457 on-base percentage.

>> Davison blasted a three-run home run to end the Hogs' 14-5 (5 inn.) run-rule win over Duke on May 22.

>> She went 2-3 with a pair of doubles an RBI and a run scored in a Regional Final win over USF (May 17). Davison hit a grand slam in the first inning of the Hogs' 9-1 win over USF on May 16.

>> She smashed a two-run home run during a 2-3 performance in a win over Fordham on May 15.

>> Davison homered in a series finale loss at No. 5/7 Texas (May 2).

>> She batted .667 last week with six hits three RBI, a home run, two walks and three runs scored while being hit by a pitch twice. As a result of her performance she earned SEC Player of the Week honors.

>> She had a 2-3 day with two runs scored in a win over Missouri (April 25).

>> Davison went 2-2 with a three-run HR in a win at Tulsa (April 22).

>> She went 1-3 with a two-run single in the series opener and 1-2 in the series finale at Oklahoma (April 17-19).

>> Davison had a 2-4 day with a bunt single in a win over Mississippi State (April 12).

>> She smashed a three-run HR in the fifth-inning of a series clinching win over Florida (March 29).

>> Davison had a 2-3 day in a series finale loss at Alabama (March 15).

>> She eclipsed her HR total from last season in just 35 games this year.

PROTECT OUR HOUSE

>> Arkansas has posted a 28-3 home record this season. The Hogs 28 wins are the second-most in a season in Bogle Park history (2009-present). Arkansas went 31-5 in 2022.

DOWNING NO. 1

>> Arkansas earned its third win in program history over a consensus No. 1 opponent at Oklahoma (April 18).

Wins Over No. 1 in ESPN/USA Softball Poll

| Date | Opponent | Result | Score |
|-----------|-------------|--------|-------|
| 2/18/2011 | #1 UCLA | W | 4-3 |
| 5/19/2012 | #1 Cal | W | 3-2 |
| 4/17/2026 | #1 Oklahoma | W | 3-2 |

Wins Over No. 1 in NFCA Poll

| Date | Opponent | Result | Score |
|-----------|--------------|--------|-------|
| 2/18/2011 | #1 UCLA | W | 4-3 |
| 5/19/2012 | #1 Cal | W | 3-2 |
| 4/25/2026 | #1 Texas A&M | W | 7-5 |
| 4/26/2026 | #1 Texas A&M | W | 7-4 |
| 4/18/2026 | #1 Oklahoma | W | 3-2 |

LONG TIME NO SEE

>> Arkansas Assistant Coach Parker Staggs spent last season as an assistant at Duke, where he assisted with the Bule Devils pitching and will be coaching against his former team this weekend.

POSTSEASON P

>> Payton Burnham has tossed two seven-inning complete game shutouts in her two years on The Hill in postseason play in addition to a no-hitter in last year's NCAA tournament and a six-inn. complete-game shutout yesterday.

| Opponent | Date | IP | ER | Result |
|-------------|---------|----|----|---------|
| Fordham | 5/15/26 | 6 | 0 | W, 8-0 |
| Miss. State | 5/6/26 | 7 | 0 | W, 3-0 |
| Ole Miss | 5/24/25 | 7 | 0 | W, 4-0 |
| SLU* | 5/16/25 | 5 | 0 | W, 10-0 |

*- No-Hitter

>> Burnham pitched a six-inning complete-game shutout while fanning six and allowing just three hits in a 8-0 win over Fordham (May 15).

>> Burnham's complete-game shutout win a 3-0 Mississippi State on May 6 was the first by an Arkansas pitcher in an SEC Tournament contest since Chenise Delce accomplished the feat (7 IP, 5 K, 2 H) during a 4-0 win over Missouri to give Arkansas the SEC Tournament Championship on May 14, 2022.

FULL CIRCLE MOMENT

>> Arkansas head coach Courtney Deifel earned her 400th win at Arkansas on May 1, 2026 courtesy of a 4-2 win at McCombs Field over No. 5/7 Texas. Deifel also won her first game at Arkansas at McCombs Field with an 8-4 win over North Dakota State on Feb. 12, 2016.

REGIONAL SUCCESS

>> Arkansas owns a 15-4 record in NCAA Regional play dating back to 2021. During that span the Razorbacks have gone undefeated in regionals four times (2021, 2022, 2025, 2026).

>> Arkansas is one of six schools nationally to host six consecutive regionals alongside Alabama, Florida State, Oklahoma, Tennessee and UCLA.

SINGLE-SEASON RECORDS WATCH

INDIVIDUAL RECORDS

As of May 23

On-Base Percentage (minimum 100 AB)

| | | | |
|----|-------------|--------------------|-------------|
| 1. | .637 | Bri Ellis | 2025 |
| 2. | .627 | Devon Wallace | 2013 |
| 3. | .548 | Devon Wallace* | 2012 |
| 4. | .534 | Devon Wallace | 2014 |
| | .533 | Brinli Bain | 2026 |
| 6. | .516 | Devon Wallace | 2015 |
| 7. | .513 | Hannah Gammill | 2022 |
| 8. | .507 | KB Sides | 2022 |
| | .507 | Braxton Burnside | 2021 |

Runs Scored

| | | | |
|----|-----------|----------------------|-------------|
| 1. | 68 | Bri Ellis | 2025 |
| 2. | 67 | KB Sides | 2022 |
| 3. | 62 | Jessica Bachkora | 2010 |
| | 62 | Ella McDowell | 2026 |
| 4. | 55 | Raigan Kramer | 2025 |
| | 55 | Devon Wallace | 2014 |

Doubles

| | | | |
|----|----|----------------|------|
| 1. | 21 | Brett Erickson | 2000 |
| | 19 | Brinli Bain* | 2026 |

RBI

| | | | |
|----|-----------|--------------------|-------------|
| 1. | 72 | Bri Ellis | 2025 |
| 2. | 70 | Danielle Gibson | 2022 |
| 3. | 68 | Linnie Malkin | 2022 |
| | 68 | Courtney Day | 2025 |
| 5. | 62 | Rylin Hedgecock | 2023 |
| | 61 | Tianna Bell | 2026 |

Walks

| | | | |
|----|-----------|--------------------|-------------|
| 1. | 79 | Devon Wallace | 2013 |
| 2. | 69 | Bri Ellis | 2025 |
| 3. | 58 | Devon Wallace | 2014 |
| 4. | 53 | Devon Wallace | 2012 |
| 5. | 52 | Raigan Kramer | 2025 |
| | 49 | Brinli Bain | 2026 |

Saves

| | | | |
|-----|---|-----------------------|-------------|
| 1. | 5 | Mary Haff | 2021 |
| | 5 | Mary Haff | 2019 |
| | 5 | Tammy Kincaid | 2000 |
| 4. | 4 | Robyn Herron | 2026 |
| | 4 | Chenise Delce | 2023 |
| | 4 | Autumn Storms | 2021 |
| | 4 | Miranda Dixon | 2009 |
| | 4 | Katy Henry | 2006 |
| | 4 | Rachel Talley | 2001 |
| 10. | 3 | Payton Burnham | 2026 |
| | 3 | 11 Tied | |

* - Freshman Record

TEAM RECORDS

As of May 23

Batting Average

| | | |
|----|-------------|-------------|
| | .343 | 2026 |
| 1. | .331 | 2022 |
| 2. | .323 | 2025 |
| 3. | .304 | 2014 |

Slugging Percentage

| | | |
|----|-------------|-------------|
| 1. | .602 | 2022 |
| | .575 | 2026 |
| 3. | .537 | 2025 |

On-Base Percentage

| | | |
|----|-------------|-------------|
| | .441 | 2026 |
| 1. | .439 | 2025 |
| 2. | .429 | 2022 |
| 3. | .410 | 2014 |

Runs Scored

| | | |
|----|------------|-------------|
| 1. | 437 | 2026 |
|----|------------|-------------|

Doubles

| | | |
|----|----|------|
| 1. | 93 | 2026 |
|----|----|------|

Home Runs

| | | |
|----|-----------|-------------|
| 1. | 109 | 2022 |
| 2. | 95 | 2021 |
| | 78 | 2026 |
| 3. | 74 | 2025 |

RBI

| | | |
|----|-----|------|
| 1. | 400 | 2026 |
|----|-----|------|

Walks

| | | |
|----|------------|-------------|
| 1. | 291 | 2025 |
| | 232 | 2026 |

Sacrifice Flies

| | | |
|----|-----------|-------------|
| 1. | 29 | 2025 |
| 2. | 22 | 2019 |
| 3. | 21 | 2018 |
| 4. | 19 | 2024 |
| 5. | 17 | 2023 |
| | 17 | 2022 |
| | 16 | 2026 |

Defensive Double Plays

| | | |
|----|----|------|
| 1. | 37 | 2026 |
|----|----|------|

CAREER RECORDS WATCH

Stolen Bases

| | | | |
|----|----|-----------------|------------|
| 1. | 75 | Rachel LeMaster | 2004-07 |
| 2. | 73 | Dana Gulick | 1997-00 |
| 3. | 70 | Reagan Johnson | 2023-Pres. |

ARKANSAS NCAA ACTIVE CAREER LEADERS

As of May 21

At-Bats

| | | |
|------|----------------|-------|
| Rank | Player | Value |
| 2. | Reagan Johnson | 779 |

Hits

| | | |
|------|----------------|-------|
| Rank | Player | Value |
| 8. | Reagan Johnson | 280 |

Runs Scored

| | | |
|------|----------------|-------|
| Rank | Player | Value |
| 10. | Dakota Kennedy | 195 |
| 13. | Reagan Johnson | 190 |

Doubles

| | | |
|------|----------------|-------|
| Rank | Player | Value |
| 10. | Kailey Wykcoff | 52 |

Base On Balls

| | | |
|------|----------------|-------|
| Rank | Player | Value |
| 22. | Dakota Kennedy | 115 |

Earned Run Average

| | | |
|------|--------------|-------|
| Rank | Player | Value |
| 18. | Robyn Herron | 2.17 |

Strikeouts

| | | |
|------|--------------|-------|
| Rank | Player | Value |
| 18. | Robyn Herron | 579 |

Total Bases

| | | |
|------|----------------|-------|
| Rank | Player | Value |
| 20. | Dakota Kennedy | 415 |

NFCA/GoRout TOP 25

| # | Team | Record | Previous |
|----|-------------------|--------------|-----------|
| 1 | Oklahoma (18) | 48-7 | 1 |
| 2 | Nebraska (11) | 43-6 | 3 |
| 3 | Texas Tech (1) | 50-5 | 2 |
| 4 | Alabama (1) | 47-6 | 4 |
| 5 | Tennessee | 42-9 | 8 |
| 6 | UCLA | 45-7 | 5 |
| 7 | Florida | 47-9 | 6 |
| 8 | Florida State | 46-8 | 9 |
| 9 | Arkansas | 41-10 | 10 |
| 10 | Texas | 39-10 | 7 |
| 11 | Oregon | 40-11 | 11 |
| 12 | Duke | 38-13 | 12 |
| 13 | Virginia Tech | 44-9 | 13 |
| 14 | Stanford | 36-12 | 15 |
| 15 | Texas A&M | 36-16 | 14 |
| 16 | Oklahoma State | 37-13 | 16 |
| 17 | Georgia | 36-17 | 17 |
| 18 | LSU | 37-16 | 20 |
| 19 | Mississippi State | 37-17 | 18 |
| 20 | Arizona | 35-15 | 19 |
| 21 | Grand Canyon | 48-7 | 21 |
| 22 | UCF | 38-15-1 | 22 |
| 23 | Virginia | 37-12 | 23 |
| 24 | Arizona State | 38-16 | 25 |
| 25 | Louisville | 43-11 | 24 |

Others receiving votes: Belmont (11), Clemson (11), Omaha (11), South Carolina (7), Southeastern Louisiana (2), Kansas (1), Ole Miss (1).

LAST RELEASED: May 5, 2026

ESPN.COM/USA SOFTBALL TOP 25

| # | Team | Record | Previous |
|-----|-------------------|--------------|----------|
| 1 | Oklahoma (18) | 48-7 | 1 |
| 2 | Nebraska (6) | 43-6 | 2 |
| 3 | Alabama (1) | 47-6 | 3 |
| 4 | Texas Tech | 50-5 | 4 |
| 5 | Arkansas | 41-10 | 7 |
| 6 | Texas | 39-10 | 5 |
| 7 | Tennessee | 42-9 | 9 |
| 8 | UCLA | 45-7 | 6 |
| 9 | Florida | 47-9 | 8 |
| 10 | Florida State | 46-8 | 10 |
| 11 | Oregon | 40-11 | 15 |
| 12 | Duke | 38-13 | 11 |
| T13 | Texas A&M | 36-16 | 12 |
| T13 | Georgia | 36-17 | 14 |
| 15 | Oklahoma State | 37-14 | 13 |
| 16 | Virginia Tech | 44-9 | 17 |
| 17 | Stanford | 36-12 | 18 |
| 18 | LSU | 37-16 | 19 |
| 19 | Mississippi State | 37-17 | 16 |
| 20 | Arizona | 35-15 | 20 |
| 21 | Clemson | 32-19 | 22 |
| 22 | UCF | 38-15-1 | 23 |
| 23 | South Carolina | 30-25 | 21 |
| 24 | Louisville | 43-11 | 24 |
| T25 | Arizona State | 38-16 | RV |
| T25 | Grand Canyon | 48-7 | RV |

Others receiving votes: Belmont (11), Washington (11), Virginia (10), Saint Mary's (9), Jacksonville State (4), Ole Miss (3), Indiana (2), Kansas (2)

LAST RELEASED: May 5, 2026

D1 SOFTBALL TOP 25

| # | Team | Record | Previous |
|----|-------------------|--------------|----------|
| 1 | Oklahoma | 48-7 | 1 |
| 2 | Nebraska | 43-6 | 2 |
| 3 | Alabama | 47-6 | 4 |
| 4 | Texas Tech | 49-5 | 3 |
| 5 | Arkansas | 41-10 | 8 |
| 6 | Texas | 39-10 | 5 |
| 7 | Tennessee | 42-9 | 7 |
| 8 | Florida State | 46-8 | 10 |
| 9 | Florida | 47-9 | 9 |
| 10 | Oregon | 40-11 | 14 |
| 11 | UCLA | 45-7 | 6 |
| 12 | Georgia | 36-17 | 13 |
| 13 | Duke | 38-13 | 11 |
| 14 | Oklahoma State | 37-13 | 12 |
| 15 | Virginia Tech | 44-9 | 17 |
| 16 | Texas A&M | 36-16 | 15 |
| 17 | LSU | 37-16 | 20 |
| 18 | Mississippi State | 37-17 | 16 |
| 19 | Stanford | 36-12 | 19 |
| 20 | Arizona | 35-15 | 18 |
| 21 | UCF | 38-15-1 | 21 |
| 22 | Clemson | 32-19 | 22 |
| 23 | Arizona State | 38-16 | NR |
| 24 | Louisville | 43-11 | 25 |
| 25 | South Carolina | 30-25 | 23 |

Also receiving votes: Grand Canyon, Belmont, Virginia, Washington, Ole Miss, Boston, Indiana, South Florida

LAST RELEASED: May 5, 2026

SOFTBALL AMERICA TOP 25

| # | Team | Record | Previous |
|----|-------------------|--------------|----------|
| 1 | Oklahoma | 48-7 | 1 |
| 2 | Nebraska | 43-6 | 2 |
| 3 | Texas Tech | 50-5 | 4 |
| 4 | Alabama | 47-6 | 3 |
| 5 | Arkansas | 41-10 | 7 |
| 6 | Tennessee | 42-9 | 11 |
| 7 | Florida State | 46-8 | 8 |
| 8 | Texas | 30-19 | 6 |
| 9 | Oregon | 40-11 | 13 |
| 10 | UCLA | 45-7 | 5 |
| 11 | Duke | 38-13 | 10 |
| 12 | Florida | 47-9 | 9 |
| 13 | Oklahoma State | 37-14 | 12 |
| 14 | Georgia | 36-17 | 15 |
| 15 | Stanford | 36-12 | 16 |
| 16 | Texas A&M | 36-16 | 14 |
| 17 | LSU | 37-16 | 19 |
| 18 | Virginia Tech | 44-9 | 17 |
| 19 | Mississippi State | 37-17 | 18 |
| 20 | Louisville | 43-11 | 22 |
| 21 | UCF | 38-15-1 | 23 |
| 22 | Clemson | 32-19 | 24 |
| 23 | South Carolina | 30-25 | 21 |
| 24 | Arizona | 35-16 | 20 |
| 25 | Indiana | 41-13 | NR |

Others receiving votes:

LAST RELEASED: May 4, 2026

ARKANSAS IN THE POLLS WEEK-BY-WEEK

| Week | NFCA | ESPN | D1 | SA |
|-----------|------|------|----|----|
| Preseason | 9 | 8 | 8 | 7 |
| Week 1 | 9 | 11 | 9 | 9 |
| Week 2 | 7 | 8 | 7 | 7 |
| Week 3 | 7 | 8 | 7 | 5 |
| Week 4 | 7 | 9 | 6 | 5 |
| Week 5 | 8 | 9 | 6 | 5 |
| Week 6 | 10 | 9 | 9 | 9 |
| Week 7 | 10 | 9 | 9 | 9 |
| Week 8 | 9 | 6 | 6 | 6 |
| Week 9 | 8 | 7 | 6 | 7 |
| Week 10 | 8 | 6 | 6 | 5 |
| Week 11 | 9 | 6 | 6 | 6 |
| Week 12 | 10 | 7 | 8 | 7 |
| Week 13 | 9 | 5 | 5 | 5 |
| Week 14 | - | - | - | - |
| Week 15 | - | - | - | - |
| Week 16 | - | - | - | - |
| Final | - | - | - | - |

ARKANSAS POLL FACTS

>> Under head coach Courtney Deifel the Hogs have been ranked 136 times in the NFCA Poll. Prior to her tenure, Arkansas was ranked just one time in program history (2013).
 >> Arkansas has received a vote in the last 154 releases of the NFCA Poll, the longest streak in program history.

Razorbacks in the NFCA Poll

| YEAR | Poll Appearances 136 | | Highest Ranking No. 4 (Week 14, 2025) | | | | First Ranking NO. 24 (May 8, 2012) | | | | Longest Ranked Streak 102 Weeks (2020-Present) | | | | Receiving Votes 36 Weeks | | FINAL |
|------|-------------------------|----|--|----|----|----|---------------------------------------|----|----|----|---|----|----|----|-----------------------------|----|-------|
| | PRESEASON | 1 | 2 | 3 | 4 | 5 | 6 | 7 | 8 | 9 | 10 | 11 | 12 | 13 | 14 | 15 | |
| 1997 | RV | - | - | - | - | - | - | - | - | - | - | - | - | - | - | - | - |
| 1998 | - | - | - | - | - | - | - | - | - | - | - | - | - | - | - | - | - |
| 1999 | - | RV | - | - | - | - | - | - | RV | - | - | - | - | - | - | - | - |
| 2000 | RV | - | - | RV | - | - | - | - | - | RV | - | - | - | - | - | - | - |
| 2001 | - | - | - | - | - | - | - | - | - | - | - | - | - | - | - | - | - |
| 2002 | - | - | - | - | - | - | - | - | - | - | - | - | - | - | - | - | - |
| 2003 | - | - | - | - | - | - | - | - | - | - | - | - | - | - | - | - | - |
| 2004 | - | - | - | - | - | - | - | - | - | - | - | - | - | - | - | - | - |
| 2005 | - | - | - | - | - | - | - | - | - | - | - | - | - | - | - | - | - |
| 2006 | - | - | - | - | - | - | - | - | - | - | - | - | - | - | - | - | - |
| 2007 | - | - | - | - | - | - | - | - | - | - | - | - | - | - | - | - | - |
| 2008 | - | - | - | - | - | - | - | - | - | - | - | - | - | - | - | - | - |
| 2009 | - | - | - | - | - | - | - | - | - | - | - | - | - | - | - | - | - |
| 2010 | - | - | - | - | - | - | - | - | - | - | - | - | - | - | - | - | - |
| 2011 | - | - | RV | - | - | - | - | - | - | - | - | - | - | - | - | - | - |
| 2012 | - | - | - | RV | RV | - | - | - | - | - | - | - | - | - | - | RV | RV |
| 2013 | - | - | - | - | - | - | - | - | - | - | RV | RV | RV | 25 | RV | RV | RV |
| 2014 | RV | - | - | - | - | RV | RV | - | - | - | - | - | - | - | - | - | - |
| 2015 | - | - | - | - | - | - | - | - | - | - | - | - | - | - | - | - | - |
| 2016 | - | - | - | - | - | - | - | - | - | - | - | - | - | - | - | - | - |
| 2017 | - | - | - | RV | RV | RV | 24 | 23 | 25 | 24 | 24 | 24 | 24 | RV | RV | RV | RV |
| 2018 | RV | RV | RV | RV | RV | RV | RV | 23 | 20 | 19 | 16 | 16 | 16 | 18 | 15 | 16 | 16 |
| 2019 | 14 | 12 | 12 | 14 | 14 | 14 | 15 | 13 | 14 | 18 | 19 | 18 | 20 | 19 | 20 | RV | RV |
| 2020 | 24 | 24 | 23 | 22 | 20 | 20 | 19 | - | - | - | - | - | - | - | - | - | 19 |
| 2021 | 18 | 20 | 21 | 20 | 19 | 17 | 15 | 13 | 10 | 10 | 8 | 10 | 8 | 6 | 5 | 11 | 11 |
| 2022 | 8 | 10 | 10 | 11 | 12 | 12 | 10 | 10 | 10 | 7 | 7 | 7 | 5 | 4 | 4 | 9 | 9 |
| 2023 | 7 | 4 | 7 | 6 | 6 | 9 | 12 | 10 | 8 | 10 | 11 | 12 | 12 | 12 | 13 | 17 | 17 |
| 2024 | 16 | 15 | 15 | 15 | 18 | 20 | 18 | 20 | 19 | 17 | 16 | 15 | 15 | 16 | 16 | 18 | 18 |
| 2025 | 14 | 13 | 10 | 11 | 10 | 12 | 14 | 12 | 12 | 12 | 11 | 9 | 8 | 7 | 4 | 9 | 9 |
| 2026 | 9 | 9 | 7 | 7 | 7 | 8 | 10 | 10 | 9 | 8 | 8 | 9 | 10 | 9 | - | - | - |



2026 SEC WEEKLY HONORS

WEEK ONE

Player: Reese Atwood, Texas
 Pitcher: Karlyn Pickens, Tennessee
 Freshman: Hailey Nutter, Kentucky

WEEK TWO

Player: Kasidi Pickering, OU
 Pitcher: Robyn Herron, Ark., Erin Nuwer Tenn.
 Freshman: Kinley Keller, MSU, Kai Minor OU

WEEK THREE

Player: Sophia Knight, Tennessee
 Pitcher: Vic Moten, Alabama
 Freshman: Kaitlyn Pallozzi

WEEK FOUR

Player: Taylor Shumaker, Florida
 Pitcher: Jocelyn Brisk, Alabama
 Freshman: Lexi McDaniel Oklahoma

WEEK FIVE

Player: Brooke Wells, Alabama
 Pitcher: Teagan Kavan, Texas
 Freshman: Ana Roman, Alabama

WEEK SIX

Player: Mya Perez, Texas A&M
 Pitcher: Jocelyn Briski, Alabama
 Freshman: Townsend Thomas, Florida

WEEK SEVEN

Player: Taylor Shumaker, Florida, Isabella Emerling OU
 Pitcher: Audrey Lowry, OU
 Freshman: Hannah Wells, Texas

WEEK EIGHT

Player: Natalie Ray, Georgia
 Pitcher: Peja Goold, Mississippi State
 Freshman: Abby Carr, Missouri

WEEK NINE

Player: Kendall Wells, Oklahoma
 Pitcher: Robyn Herron, Arkansas
 Freshman: Ambrey Taylor, Alabama

WEEK TEN

Player: Jena Young, Alabama
 Pitcher: Keegan Rothrock, Florida
 Freshman: Vic Moten, Alabama

WEEK ELEVEN

Player: Viviana Martinez, Texas
 Pitcher: Paytn Monticelli, LSU
 Freshman: Townsen Thomas, UF, Kendall Wells, OU

2026 SEC FINAL STANDINGS

| Team | SEC | % | Ovr | % |
|-------------------|-------------|--------------|--------------|--------------|
| Oklahoma | 20-4 | 0.833 | 48-7 | 0.873 |
| Alabama | 19-5 | 0.792 | 47-6 | 0.887 |
| Florida | 17-7 | 0.708 | 47-9 | 0.839 |
| Tennessee | 16-8 | 0.667 | 42-9 | 0.824 |
| Texas | 16-8 | 0.667 | 39-10 | 0.796 |
| Texas A&M | 16-8 | 0.667 | 36-16 | 0.692 |
| Arkansas | 15-9 | 0.625 | 41-10 | 0.804 |
| LSU | 13-11 | 0.542 | 37-16 | 0.698 |
| Georgia | 12-12 | 0.5 | 36-17 | 0.679 |
| Mississippi State | 9-15 | 0.375 | 37-17 | 0.685 |
| Missouri | 9-15 | 0.375 | 28-28 | 0.5 |
| South Carolina | 7-17 | 0.292 | 30-25 | 0.545 |
| Ole Miss | 6-18 | 0.25 | 32-23 | 0.582 |
| Auburn | 4-20 | 0.167 | 25-27 | 0.481 |
| Kentucky | 1-23 | 0.042 | 26-28 | 0.481 |

2026 SEC PRESEASON COACHES' POLL

(First-Place Votes in Parentheses)

| Place | School | Points |
|-------|-------------------|------------|
| 1. | Texas (9) | 189 |
| 2. | Oklahoma (6) | 186 |
| 3. | Tennessee | 166 |
| 4. | Florida | 144 |
| 5. | Arkansas | 137 |
| 6. | Texas A&M | 125 |
| 7. | LSU | 119 |
| 8. | Georgia | 105 |
| 9. | Alabama | 94 |
| 10. | South Carolina | 90 |
| 11. | Mississippi State | 65 |
| 12. | Auburn | 55 |
| 13. | Ole Miss | 51 |
| 14. | Missouri | 32 |
| 15. | Kentucky | 17 |

Coaches were not allowed to vote for their own team.

2026 PRESEASON ALL-SEC

(Top 21 vote-getters regardless of position)

| Place | School | Class |
|-----------------------|-----------------|------------|
| Audrey Vandagriff | Alabama | So. |
| Robyn Herron | Arkansas | Sr. |
| Ella McDowell | Arkansas | So. |
| AnnaLea Adams | Auburn | So. |
| Jocelyn Erickson | Florida | Sr. |
| Keagan Rothrock | Florida | Jr. |
| Taylor Shumaker | Florida | So. |
| Maci Bergeron | LSU | Sr. |
| Tori Edwards | LSU | R-So. |
| Persy Llamas | Ole Miss | So. |
| Gabbie Garcia | Oklahoma | So. |
| Nelly McEnroe-Marinas | Oklahoma | R-So. |
| Ella Parker | Oklahoma | Jr. |
| Kasidi Pickering | Oklahoma | Jr. |
| Arianna Rodi | South Carolina | Sr. |
| Karyln Pickens | Tennessee | Sr. |
| Reese Atwood | Texas | Sr. |
| Kayden Henry | Texas | Jr. |
| Teagan Kavan | Texas | Jr. |
| Katie Stewart | Texas | Jr. |
| Mya Perez | Texas A&M | Jr. |

Coaches were not allowed to vote for their own team.

2026 AWARDS AND HONORS

Dakota Kennedy OF

- >> First-Team All-SEC
- >> SEC All-Defensive Team
- >> Softball America Second-Team All-America
- >> D1Softball National Player of the Week (March 30)
- >> D1Softball First-Team All-America
- >> USA Softball Player of the Year Watch List
- >> D1 Softball D100 Players (14)
- >> Softball America Top Preseason Top 100 (19)
- >> USA Softball Player of the Year Watch List

Kailey Wyckoff UTL

- >> D1 Softball D100 Players (74)

Reagan Johnson OF

- >> Softball America Top Preseason Top 100 (70)
- >> SEC All-Defensive Team

Khamari Hall OF

- >> Softball America Freshman Watch List

Payton Burnham P/UTL

- >> Second-Team All-SEC
- >> D1 Softball D100 Players (58)
- >> Softball America Top Preseason Top 100 (84)

Lillie-Faye McWhorter RHP

- >> D1 Softball D100 Freshman
- >> Softball America Freshman Watch List

Ella McDowell INF

- >> Second-Team All-SEC
- >> SEC All-Defensive Team
- >> Softball America Second-Team All-America
- >> D1Softball Second-Team All-America
- >> USA Softball Player of the Year Watch List
- >> Softball America Top Preseason Top 100 (31)
- >> D1 Softball D100 Players (53)
- >> Preseason All-SEC

Saylor Timmerman RHP

- >> D1 Softball D100 Freshman
- >> Softball America Freshman Watch List

Robyn Herron LHP

- >> First-Team All-SEC
- >> Softball America Second-Team All-America
- >> D1Softball Second-Team All-America
- >> USA Softball Player of the Year Watch List
- >> D1 Softball D100 Players (25)
- >> Softball America Top Preseason Top 100 (30)
- >> Preseason All-SEC
- >> Wilson/NFCA Pitcher of the Week (Feb. 17)
- >> SEC Pitcher of the Week (Feb. 16, April 7).

Brinli Bain C/INF

- >> Softball America Freshman Watch List
- >> NFCA Top 25 Freshman of the Year Finalist

Tianna Bell 1B

- >> NFCA Top Performer (Feb. 10)

Atalyia Rijo SS

- >> Softball America Star Defender of the Week



COURTNEY DEIFEL

HEAD COACH

Career: 432-217 (12 Seasons)

Arkansas: 405-190 (11 Seasons)

Courtney Deifel became the fourth head coach in program history when she was hired on June 11, 2015, and recently completed her 10th season at Arkansas in 2025. In her 10 seasons in Fayetteville, she has orchestrated the Razorbacks' return to postseason play and guided the program to two SEC regular season championships, one SEC Tournament crown and eight NCAA Tournament appearances, which includes eight consecutive berths from 2017-25. The Hogs have qualified for the national tournament every year it has been held since 2017. Deifel led the program to its NCAA Tournament Super Regional appearances in 2018, 2021, 2022 and 2025. Since her first season in 2016, the Razorbacks have been ranked 121 times in the NFCA Coaches' Poll after previously being ranked only once in program history. 15 of the program's 16 NFCA All-America awards and 78 Easton/NFCA All-America Scholar-Athlete accolades have been accumulated under Deifel since 2016. Deifel - the program's all-time wins leader - enters the 2026 season with 359 career wins at Arkansas. Deifel has logged five 40-win seasons while at Arkansas, including three consecutive 40-win seasons from 2021-23. Prior to her arrival in Fayetteville, Arkansas recorded only two 40-win seasons across 19 years. Heading into her 11th season at the helm in 2026, Arkansas has won two of the last five SEC regular-season crowns.

During the 2025 season, Deifel led the Razorbacks to a 44-14 mark (14-10 SEC) and a No. 5 national seed in the NCAA tournament, the sixth in program history, all of which have been accomplished under Deifel's guidance. The Hogs' 44 wins were tied for the third-most in program history. Arkansas also returned to the Super Regionals for just the fourth time in program history and the first time since 2022. The NCAA Tournament appearance was a program-record eighth-straight, dating back to 2017. Under Deifel's guidance, Bri Ellis became the first player in program history to earn National Player of the Year honors as the senior first baseman was named USA Softball Collegiate Player of the Year, Softball America Player of the Year and DI Softball Player of the Year, in addition, becoming just the second player in program history to earn SEC Player of the Year honors. Ellis batted .440 while registering single-season school records in home runs (26), RBI (72), runs scored (68), slugging percentage (1.090) and on-base percentage (.639). Ellis (first-team) and freshman third-baseman Ella McDowell (third-team) both earned NFCA All-America honors, while a school-record eight Razorbacks earned NFCA All-Central Region honors. Ellis garnered first-team All-SEC honors, while Reagan Johnson, McDowell, and Robyn Herron all earned second-team All-SEC recognition. At the plate, Arkansas set school records in multiple offensive categories, including runs scored (436), RBI (399), on-base percentage (.439), walks (291), doubles (90), and sacrifice flies (29). The Hogs also posted a school record a nation-leading .984 fielding percentage.

In 2024, Deifel led the Razorbacks to a 37-18 mark (14-10 SEC), and a No. 12 national seed in the NCAA tournament, the fifth in program history, all of which have come under Deifel's watch. The NCAA tournament appearance was a program record seventh-straight, dating back to the 2017 season. Deifel won her 300th career game with a 5-1 win at Auburn on March 16, 2024, completing a doubleheader sweep over the Tigers. Under Deifel's guidance, first baseman Bri Ellis (Second Team) and right-handed pitcher Morgan Leinstock (Third Team) earned NFCA All-America honors. Leinstock posted a 2.14 ERA and a 13-6 record while striking out 137 batters in 140.2 innings pitched. Deifel's and the Razorbacks' success in the transfer portal continued into 2024 as Ellis led the team with 14 home

runs, 47 RBI, 97 total bases and a .651 slugging percentage while posting a .322 batting average with 48 hits after transferring from Auburn. Freshman Kennedy Miller earned Freshman All-America honors from DI Softball and was a Finalist for the TUCCI/NFCA Freshman of the Year award after breaking onto the scene by hitting .331 with eight home runs and 36 RBI. Behind the plate, Miller posted a .997 fielding percentage while throwing out five would-be base stealers. Ellis and Leinstock received All-SEC selections along with center fielder Reagan Johnson and second baseman Cylie Halvorson. Additionally Ellis and third baseman Hannah Gammill were named to the SEC All-Defensive Team.

In the 2023 campaign, Deifel led Arkansas to another highly successful season and the program's sixth consecutive NCAA appearance - the longest streak in program history. Finishing 40-19 (14-10 SEC), Arkansas claimed its third straight 40-win season and a top-four SEC finish. Earning the No. 11 national seed in the NCAA Tournament, all four of the program's national seeds have been accumulated under Deifel. In Arkansas' 7-6 win vs. No. 22 Louisiana on Feb. 18, Deifel became the program's all-time wins leader after surpassing Carrie Dever-Boaz's (1997-2004) 244 wins at helm. Under Deifel's leadership, two Razorbacks received NFCA All-America recognition in 2023 - Rylin Hedgecock (NFCA First-Team All-America) and Chenise Delce (NFCA Second-Team All-America). Delce became the program's first two-time NFCA All-American pitcher after collecting the honor in 2022. Six Hogs claimed NFCA All-Region status - Chenise Delce, Cylie Halvorson, Reagan Johnson and Rylin Hedgecock were named to the All-South Region First Team, Raigan Kramer was tabbed to the second team and Lauren Camenzind was selected to the third team. Delce had another breakout season in the circle, posting a 21-11 record and 2.02 ERA with 193 strikeouts, 17 complete games, six solo shutouts and four saves while limiting opponents to a .200 batting average. The 2022 SEC Pitcher of the Year, Delce picked up where she left off in 2023. The Oklahoma City product charted the fourth-most strikeouts (193) and saves by an SEC pitcher this year. She also filed the third-most wins by a league pitcher. Illustrating why she's a force in the circle, 11 of her victories came against ranked competition. True freshman Reagan Johnson excelled at the plate and in center field, earning a spot on DI Softball's Freshman All-America team and being honored as a Top 10 Finalist for NFCA/TUCCI's National Freshman of the Year award. Johnson peppered the third-most hits (79) in single-season program history. She also boasted the sixth-highest batting average (.378) along with tying for the seventh-most stolen bases (18) and 10th-most runs scored (47) in single-season program history. Johnson also paced Arkansas with 24 multi-hit outings this season. The Karnes City, Texas, native ranked second in the SEC and eighth nationally in hits. Johnson also shined in center field and compiled a .968 fielding percentage with 86 putouts and four assists on 93 total chances.

In 2022, Deifel guided the Razorbacks to their most successful season in school history, collecting back-to-back SEC regular season titles, headlined by the program's first outright regular season crown, and the program's first SEC Tournament championship after blanking Missouri, 4-0, in Gainesville, Fla., on May 13. Arkansas concluded the season with the most single-season wins in program history and a 48-11 record, marking a program-record .814 win percentage. Arkansas finished SEC play with a 19-5 record, producing the second consecutive 19-win conference season for the Hogs. Against Missouri State on March 3, Deifel became just the second head coach

in program history to reach 200 career wins. The Hogs made their 11th NCAA Tournament appearance, earning the program's highest overall seed (No. 4) and hosted their second straight Super Regional. The Razorbacks hosted the highest attended Regional and Super Regional in the NCAA in 2022. The Razorbacks tabbed an SEC-best 12 all-conference honors and a school-record five NFCA All-American nods to round out yet another enormous postseason awards haul. Arkansas became the first SEC program since 2006 to have four first team all-Americans. Danielle Gibson (first team) became the program's first two-time NFCA All-American while KB Sides (first team), Linnie Malkin (first team), Hannah Gammill (first team) and Chenise Delce (second team) earned their first All-American honors. For the first time in program history, all

DEIFEL YEAR-BY-YEAR

| Year | School | Overall | Conf. | Postseason |
|-------------|----------|---------|---------|---------------------|
| 2015 | Maryland | 27-27 | 9-14 | -- |
| 2016 | Arkansas | 17-39 | 1-23 | -- |
| 2017 | Arkansas | 31-24 | 7-17 | NCAA Regional |
| 2018 | Arkansas | 42-17 | 12-12 | NCAA Super Regional |
| 2019 | Arkansas | 38-20 | 12-12 | NCAA Regional |
| 2020 | Arkansas | 19-6 | 1-2 | -- |
| 2021 | Arkansas | 43-11 | 19-5 | NCAA Super Regional |
| 2022 | Arkansas | 48-11 | 19-5 | NCAA Super Regional |
| 2023 | Arkansas | 40-19 | 14-10 | NCAA Regional |
| 2024 | Arkansas | 37-18 | 14-10 | NCAA Regional |
| 2025 | Arkansas | 44-14 | 14-10 | NCAA Super Regional |
| 2026 | Arkansas | 46-11 | 15-9 | |
| 12 seasons | | 432-217 | 137-128 | 8 appearances |
| At Arkansas | | 405-190 | 125-113 | 8 appearances |

eight NFCA All-Region nominees secured spots on All-South Region teams. Deifel was named SEC Coach of the Year for the second straight season while KB Sides became the program's its first-ever SEC Player of the Year honor and Chenise Delce earned the Hogs' second consecutive SEC Pitcher of the Year accolade after Mary Haff collected the award in 2021. Arkansas tabbed a league-best 12 all-conference honors and eight NFCA All-Region distinctions to round out an enormous postseason awards haul. The 2022 coaching staff was named the NFCA's South Region Staff of the Year for the second straight season.

Deifel, the SEC Coach of the Year, directed the most successful year in program history in 2021 by claiming the school's first SEC regular season title and hosting NCAA Tournament Super Regionals for the first time. The team finished 43-11 (19-5 SEC), producing a then-school record .796 win percentage. The Hogs earned a No. 6 national ranking, the highest in program history, and captured the No. 6 national seed in the NCAA Tournament. Arkansas began conference play winning 12 straight games, notching the fifth-best league-only start in SEC history. A 19-game winning streak in non-conference action also set a school record. The Razorbacks received many postseason superlatives as infielders Braxton Burnside and Danielle Gibson, and pitcher Mary Haff were named NFCA All-Americans. Haff also took home the school's first SEC Pitcher of the Year award. Offensively, the Razorbacks shattered the school's single-season home run record, mashing 95 long balls with Burnside setting the individual single-season program mark hitting 25. Deifel's 216 wins in Fayetteville rank second among all coaches in program history. The NFCA named the 2021 coaching staff the South Region's Staff of the Year.



COURTNEY DEIFEL

HEAD COACH
9 NCAA Tournament Appearances
SEC Champions (2021, 2022)
SEC Tournament Champions (2022)

Deifel guided the Razorbacks to a 19-6 (1-2 SEC) record in the COVID-19 shortened 2020 campaign. In the only league series of the season, the Razorbacks earned a 1-0 conference-opening victory, their first road win over Alabama since 2000. Arkansas remained in the national polls throughout the year and climbed from a preseason No. 24 ranking to the No. 19 slot in the final release of the NFCA Coaches' Poll. Junior catcher Kayla Green was honored with SEC Player of the Week recognition for the first time in her career and freshman pitcher Jenna Bloom emerged as one of the rising stars in the league, leading all freshmen in the nation striking out 10.9 hitters per seven innings.

Deifel led the Razorbacks to their third consecutive post-season appearance in 2019, earning an at-large bid to the Stillwater Regional. The Hogs finished the season 38-20 and 12-12 in SEC play. It marks the first time since 1999-00 that the Razorbacks finished the season .500 or better in conference play in back-to-back seasons. The Razorbacks garnered their highest in-season ranking during weeks one and two, coming in at 12th and 11th in the NFCA and ESPN polls respectively.

Arkansas saw two players named to the All-SEC teams, pitcher Autumn Storms was named second team and outfielder Hannah McEwen garnered first-team recognition. McEwen's first-team selection was the first for Arkansas since 2012 and only the second in program history. In year four under Coach Deifel, the Razorbacks also earned two SEC Player of the Week awards, three SEC Pitcher of the Week awards, and one USA Softball Co-Player of the Week. A record five Razorbacks were named to the NFCA All-Region teams, with Storms garnering the first, first-team selection of her career. Storms went on to be named NFCA Second Team All-American as a pitcher, the first Razorback since 2010.

Year four with Coach Deifel and the Razorback staff saw growth in all aspects as the game, including a team .288 batting average, which ranks second-highest in program record book. In fact, four of the top seven team batting averages in program history come from the Deifel era.

In the 2018 campaign, Arkansas wrapped up the year with a 42-17 (12-12 SEC) record, the third most wins in program history; and the most victories since 2000. The team earned a national seed (13) in the NCAA Tournament for the first time in program history and went 3-0 defeating DePaul and Wichita State twice to earn the Fayetteville Regional Championship on its home field. The Hogs made their first ever NCAA Super Regional appearance but fell to eventual national semifinalist, Oklahoma, in Norman. Arkansas finished 17th in the final NCAA RPI report and the coaching staff earned 2018 NFCA Division I South Region Staff of the Year.

Just two seasons removed from a one-win conference tally, Deifel guided the Razorbacks to a 12-12 mark in SEC play. As the No. 7 seed at SEC Tournament, the program made its first semifinal appearance since 2001. The Razorbacks finished the season with a 27-2 record on their home field, establishing a new program record for home wins in a single season. Part of Arkansas' home triumphs included the program's first three-game sweep of a ranked team (No. 20 Mississippi State) and its first-ever series win over Alabama.

Deifel piloted the 2017 Razorbacks to a 31-24 record and the program's first NCAA Tournament appearance since 2013. The Razorbacks improved their win total by 17 games from the previous season, marking the largest increase in the country

among Power 5 programs. Arkansas also tallied seven wins in SEC play, equaling the combined total from the previous three seasons. In recognition of the team's performance, Deifel was named the 2017 D1SoftballNews Coach of the Year.

From year one to two under Deifel, Arkansas' pitching staff lowered its combined ERA by more than four runs (6.98 to 2.82) and added more than 20 points to its batting average (.260 to .284). The Razorbacks also led the SEC and tied for 17th in the NCAA with 59 home runs. During the year, Arkansas earned its first national ranking since 2013 when it was slotted at No. 24 in the March 7 release ESPN/USA Softball poll.

Individually, Deifel saw two Razorbacks earn NFCA All-South Region accolades with Nicole Schroeder and Autumn Storms earning second-team and third-team honors, respectively. Storms was also named to the SEC All-Freshman Team while A.J. Belans was voted to the All-SEC Second Team. Schroeder went on to be drafted by the Akron Racers as the program's second NPF selection.

Deifel's first win over a ranked team at Arkansas came during the 2016 season when the Razorbacks knocked off No. 23 Nebraska, 11-10, during the Easton Tournament in Fullerton, Calif.; the team added five ranked wins in 2017. The 2016 campaign also saw newcomer Ashley Diaz make an immediate impact as a member of the NFCA All-South Region Second Team and garnered NFCA National Freshman of the Year Top 25 Watch List recognition.

During her playing and coaching careers prior to coming to Arkansas, Deifel advanced to 11 NCAA Tournaments including a four-year run to the Women's College World Series (WCWS) as an All-American catcher at California that was highlighted by winning the 2002 national title. The Bears also finished second (2003), fifth (2001) and seventh (2000) at the WCWS over her four-year run. Her post-season successes also featured a pair of Super Regionals as a graduate assistant at Oklahoma and five NCAA Regionals as an assistant at Maryland and Louisville.

As a first-year head coach, Deifel ushered in a culture of change for Maryland in 2015. Along with the program's 16-game improvement from the previous season, the Terrapins' offense show tremendous growth. Maryland finished 27th in the NCAA with 6.28 runs per game behind 339 runs scored, up more than 150 runs from 2014. Deifel also led her team to a .309 batting average, a 40-point jump from 2014 which also ranked 57th in the NCAA.

Individually, Deifel guided three players to all-conference accolades and a pair of NFCA all-region honors. Lindsey Schmeister was an All-Big Ten first team performer while Shannon Bustillos and Erin Pronobis landed on the All-Big Ten second team. Probonis and Corey Schwartz were also named to the NFCA All-Midwest Region Third Team. Under Deifel's watch, the trio helped Maryland to single-season school records in doubles, home runs, RBI and walks.

Prior to taking the head job at Maryland, Deifel spent four seasons as an assistant coach at Louisville in which she helped the Cardinals to four NCAA appearances, the 2014 American Athletic Conference Tournament title and an overall record of 176-60 (.746). Louisville averaged 44 wins in that time with a program-record 55 wins in 2012. Her student-athletes at Louisville racked up four NFCA All-American certificates and 29

all-conference selections.

She also spent two seasons as a graduate assistant at Oklahoma where she was a member of a staff that guided the 2008 Sooners to a 47-14 record and a Super Regional appearance.

As a player, Deifel was the starting catcher for California from 2000-03 and led the Golden Bears to four Women's College World Series appearances including a national championship run in 2002 and national runner-up showing in 2003. She appeared in 285 games missing just three behind the plate over her four seasons. As a four-year starter behind the plate, she was a 2003 All-American, two-time All-Pac 10 selection and caught seven no-hitters. She is still the program's career leader with 1,969 putouts.

Aside from her accomplishments in collegiate softball, Deifel had a successful professional career following her days at Cal. In 2004, she helped the NY/NJ Juggernaut to the National Professional Fastpitch (NPF) league title. Deifel also spent three years with LeoPalace21 in Japan that resulted in a runner-up showing and a pair of third-place finishes.

She graduated from California in 2003 with a bachelor of arts in American Business and Globalism and American Studies. Deifel earned her master's of arts in Human Relations from Oklahoma in 2008.

Deifel's sister, Amanda Scott, was recently the head softball coach at Missouri-St. Louis (2017-22) and won a Women's College World Series title at Fresno State in 1998.

Deifel and her husband Joe are the parents of two sons, Trip and Walt. The family resides in Fayetteville.



Courtney Deifel was hired as the fourth head coach in program history on June 11, 2015.

ALL-TIME SERIES UNDER DEIFEL *ARKANSAS ONLY

| Opponent | Series | H | A | N |
|---------------------|--------|-----|-----|-----|
| Alabama | 9-15 | 5-4 | 4-8 | 0-3 |
| Akron | 2-0 | | | 2-0 |
| Arkansas-Pine Bluff | 1-0 | 1-0 | | |
| Arizona | 3-5 | 2-4 | 1-1 | |
| Army | 0-1 | | | 0-1 |
| Auburn | 15-6 | 9-3 | 6-3 | |
| Baylor | 3-1 | 0-1 | | 3-0 |
| Binghamton | 1-0 | | | 1-0 |
| Boise State | 1-0 | 1-0 | | |
| Boston U | 4-0 | 4-0 | | |
| Bradley | 4-0 | | | 4-0 |
| BYU | 1-1 | | | 1-1 |
| Buffalo | 1-0 | 1-0 | | |
| Cal State Fullerton | 1-1 | | 0-1 | 1-0 |
| CSUN | 1-0 | | | 1-0 |
| Campbell | 2-0 | | | 2-0 |
| Central Arkansas | 9-2 | 4-1 | 5-1 | |
| Central Connecticut | 2-0 | 2-0 | | |
| Clemson | 1-0 | | | 1-0 |
| Central Michigan | 1-0 | | | 1-0 |
| Charlotte | 2-0 | 2-0 | | |
| Coastal Carolina | 1-0 | | 1-0 | |
| Colorado State | 2-0 | 2-0 | | |
| Dartmouth | 2-0 | 2-0 | | |
| Delaware | 1-0 | | | 1-0 |
| DePaul | 1-0 | 1-0 | | |
| Drake | 6-2 | 6-2 | | |
| Duke | 1-1 | 1-0 | | 0-1 |
| Florida | 9-11 | 3-5 | 5-6 | 1-0 |
| Florida State | 0-2 | 0-1 | | 0-1 |
| Florida A&M | 2-0 | | | 2-0 |
| FAU | 2-1 | 1-0 | 1-1 | |
| FGCU | 1-0 | | 1-0 | |
| Fordham | 2-0 | 1-0 | | 1-0 |
| Furman | 4-0 | 3-0 | | 1-0 |
| George Washington | 1-0 | | | 1-0 |
| Georgia | 11-9 | 5-4 | 5-4 | 1-1 |
| Grand Canyon | 1-1 | | | 1-1 |
| Harvard | 1-0 | 1-0 | | |
| Illinois | 3-1 | 3-1 | | |
| Illinois State | 2-0 | 2-0 | | |
| Indiana | 1-0 | | | 1-0 |
| Iowa | 2-0 | 2-0 | | |
| IUPUI | 3-0 | 3-0 | | |
| Iowa State | 3-0 | 3-0 | | |
| Jackson State | 1-0 | | 1-0 | |
| Kansas | 5-0 | 4-0 | 1-0 | |
| Kansas City | 5-1 | 4-1 | 1-0 | |
| Kennesaw State | 2-0 | 2-0 | | |
| Kent State | 2-0 | 2-0 | | |
| Kentucky | 10-9 | 7-5 | 2-4 | 1-0 |
| Lamar | 2-0 | 2-0 | | |
| Lehigh | 1-0 | | | 1-0 |
| Liberty | 1-1 | 0-1 | 1-0 | |
| Lipscomb | 2-0 | | | 2-0 |
| Long Beach State | 2-0 | | | 2-0 |
| Longwood | 1-0 | 1-0 | | |
| Louisville | 2-1 | 2-1 | | |
| Louisiana | 1-0 | | | 1-0 |
| Louisiana Tech | 1-0 | | | 1-0 |
| Loyola Marymount | 3-0 | | | 3-0 |
| LSU | 10-11 | 6-6 | 4-5 | |
| Manhattan | 2-0 | 1-0 | | 1-0 |
| Marist | 3-0 | 2-0 | | 1-0 |
| Marshall | 1-0 | | | 1-0 |
| Maryland | 1-0 | | | 1-0 |
| McNeese | 3-2 | | 3-1 | 0-1 |
| Memphis | 2-0 | | | 2-0 |
| Michigan State | 1-0 | | | 1-0 |
| Mississippi State | 13-4 | 7-2 | 6-3 | |
| Missouri | 11-9 | 7-5 | 3-3 | 1-1 |
| Missouri State | 7-16 | 1-0 | | |
| Montana | 0-1 | 0-1 | | |
| Nebraska | 4-0 | 1-0 | | 3-0 |
| Nevada | 1-0 | 1-0 | | |
| New Mexico | 2-0 | | | 2-0 |
| New Mexico State | 1-0 | | 1-0 | |
| North Carolina | 0-1 | | | 0-1 |
| North Dakota State | 4-1 | 2-0 | | 2-1 |
| North Florida | 1-0 | | 1-0 | |
| North Texas | 4-0 | 2-0 | 2-0 | |
| North Carolina | 0-3 | | | 0-3 |
| Northern Colorado | 5-1 | 4-0 | | 1-1 |
| Northern Iowa | 3-1 | 3-1 | | |
| Northwestern State | 3-0 | 3-0 | | |
| Northwestern | 3-0 | 3-0 | | |
| Notre Dame | 2-1 | 1-0 | 1-1 | |
| Ohio | 1-0 | | | 1-0 |

ALL-TIME SERIES UNDER DEIFEL *ARKANSAS ONLY

| Opponent | Series | H | A | N |
|---------------------|--------|------|-----|-----|
| Oregon | 2-2 | 2-2 | | |
| Oklahoma | 1-11 | 0-4 | 1-6 | 0-1 |
| Oklahoma State | 3-3 | 2-2 | 1-0 | 0-1 |
| Ole Miss | 13-11 | 8-3 | 4-8 | 1-0 |
| Omaha | 8-0 | 6-0 | | 2-0 |
| Penn State | 0-1 | | | 0-1 |
| Princeton | 1-0 | 1-0 | | |
| Rutgers | 3-0 | | | 3-0 |
| Sacramento State | 1-0 | | | 1-0 |
| Samford | 1-0 | | | 1-0 |
| San Diego | 2-0 | | | 2-0 |
| SIUE | 2-0 | 2-0 | | |
| South Alabama | 1-1 | 1-1 | | |
| South Carolina | 14-8 | 5-4 | 6-3 | 0-1 |
| South Dakota State | 3-1 | 3-1 | | |
| Southeast Missouri | 12-1 | 10-1 | 2-0 | |
| Southern Utah | 1-0 | | | 1-0 |
| Southern Miss | 2-0 | | | 2-0 |
| Saint Francis (Pa.) | 2-0 | 2-0 | | |
| Saint Louis | 4-0 | 4-0 | | |
| Stanford | 1-0 | 1-0 | | |
| Tennessee | 11-9 | 4-2 | 6-6 | 1-1 |
| Texas | 3-5 | | 23 | 1-2 |
| Texas State | 1-0 | | 1-0 | |
| Texas A&M | 7-11 | 2-4 | 5-7 | |
| Texas A&M-CC | 2-0 | 2-0 | | |
| Texas A&M-Commerce | 2-0 | 1-0 | 1-0 | |
| Texas Tech | 2-0 | 2-0 | | |
| Tulsa | 3-5 | 1-2 | 2-1 | 0-2 |
| UAB | 3-0 | 3-0 | | |
| UCLA | 0-1 | 0-0 | 0-0 | 0-1 |
| UConn | 4-0 | 3-0 | | 1-0 |
| UIC | 1-0 | | | 1-0 |
| ULM | 2-0 | | | 2-0 |
| UMass Lowell | 2-0 | | | 2-0 |
| UNLV | 1-1 | | 1-0 | 0-1 |
| USF | 2-0 | 2-0 | | |
| Utah | 1-0 | | | 1-0 |
| UT Arlington | 7-1 | 4-0 | 3-1 | |
| UTEP | 1-0 | | | 1-0 |
| Villanova | 3-1 | 2-1 | | 1-0 |
| Virginia | 1-1 | | 1-1 | |
| Washington | 0-3 | | | 0-3 |
| Weber State | 3-0 | | | 3-0 |
| Western Illinois | 1-0 | 1-0 | | |
| Western Kentucky | 2-0 | | 2-0 | |
| Wichita State | 7-3 | 6-1 | 0-2 | 1-0 |
| Wright State | 2-0 | 2-0 | | |

TOP 25 WINS UNDER DEIFEL

| Date | Opponent | Result | Score | Site |
|---------|---------------------------|--------|----------|------|
| 3/19/16 | vs. #23 Nebraska | W | 11-0 | N |
| 3/17/17 | #14 Tennessee | W | 4-3 | H |
| 3/18/17 | at #14 Tennessee | W | 2-1 | A |
| 4/8/17 | at #24 Missouri | W | 6-5 | H |
| 4/9/17 | at #24 Missouri | W | 4-2 | A |
| 4/16/17 | #5 Texas A&M | W | 4-3 | H |
| 2/17/18 | vs. #21 Utah | W | 4-2 | N |
| 3/30/18 | #20 Mississippi State | W | 3-2 | H |
| 3/31/18 | #20 Mississippi State | W | 6-0 | H |
| 4/1/18 | #20 Mississippi State | W | 8-2 | H |
| 4/8/18 | at #12 South Carolina | W | 4-0 | A |
| 4/14/18 | #15 Alabama | W | 3-0 | H |
| 4/15/18 | #15 Alabama | W | 6-3 | H |
| 4/21/18 | at #11 Auburn | W | 4-2 | A |
| 5/9/18 | vs. #19 Kentucky | W | 3-1 | N |
| 5/10/18 | vs. #8 Georgia | W | 8-3 | N |
| 3/15/19 | #16 South Carolina | W | 3-2 | H |
| 3/16/19 | #16 South Carolina | W | 7-4 | H |
| 3/23/19 | at #5 Tennessee | W | 1-0 | A |
| 3/23/19 | #18 Kentucky | W | 1-0 | H |
| 3/31/19 | #18 Kentucky | W | 3-2 | H |
| 4/18/19 | #9 LSU | W | 8-5 | H |
| 4/19/19 | #9 LSU | W | 11-1 (5) | H |
| 5/3/19 | #23 Auburn | W | 1-0 | H |
| 5/4/19 | #23 Auburn | W | 7-1 | H |
| 5/5/19 | #23 Auburn | W | 5-2 | H |
| 3/6/20 | at #9 Alabama | W | 1-0 | A |
| 2/21/21 | vs. #21 Baylor | W | 7-2 | N |
| 3/12/21 | at #20 South Carolina | W | 4-1 | A |
| 3/13/21 | at #20 South Carolina | W | 7-5 (10) | A |
| 3/14/21 | at #20 South Carolina | W | 3-2 | A |
| 4/10/21 | #4 Alabama | W | 4-0 | H |
| 4/16/21 | at #20 Georgia | W | 10-3 | A |
| 4/17/21 | at #20 Georgia | W | 5-2 | A |
| 4/18/21 | at #20 Georgia | W | 5-2 | A |
| 5/1/21 | at #16 LSU | W | 1-0 | A |
| 5/3/21 | at #16 LSU | W | 4-1 | A |
| 3/18/22 | at #10 Tennessee | W | 4-3 | A |
| 3/19/22 | at #10 Tennessee | W | 9-6 | A |
| 4/8/22 | #21 Auburn | W | 7-4 | H |
| 4/9/22 | #21 Auburn | W | 4-3 | H |
| 4/10/22 | #21 Auburn | W | 17-4 (5) | H |
| 4/15/22 | #15 Kentucky | W | 2-1 | H |
| 4/17/22 | #15 Kentucky | W | 8-0 (6) | H |
| 4/22/22 | at #14 Florida | W | 9-1 (6) | A |
| 4/23/22 | at #14 Florida | W | 5-4 | A |
| 4/24/22 | at #14 Florida | W | 2-0 | A |
| 5/13/22 | at #14 Florida | W | 4-1 | A |
| 5/14/22 | vs. #16 Missouri | W | 4-0 | N |
| 5/21/22 | #24 Oregon | W | 6-2 | H |
| 5/22/22 | #24 Oregon | W | 9-3 | H |
| 5/26/22 | #18 Texas | W | 7-1 | H |
| 2/18/23 | vs. #22 Louisiana | W | 7-6 | N |
| 2/23/23 | #19 Arizona | W | 3-2 | H |
| 2/24/23 | #19 Arizona | W | 2-1 | H |
| 3/19/23 | at #13 Alabama | W | 5-3 | A |
| 3/20/23 | at #13 Alabama | W | 2-1 (10) | A |
| 3/24/23 | #10 Florida | W | 6-2 | H |
| 3/26/23 | #10 Florida | W | 14-1 (5) | H |
| 4/8/23 | #10 Georgia | W | 4-3 | H |
| 4/22/23 | at #20 Kentucky | W | 8-1 | A |
| 4/22/23 | at #20 Kentucky | W | 14-6 (5) | A |
| 4/30/23 | #3 Tennessee | W | 6-4 | H |
| 5/1/23 | #3 Tennessee | W | 2-0 | H |
| 3/23/24 | #20 Mississippi State | W | 3-0 | H |
| 3/30/24 | at #3 Georgia | W | 3-2 | A |
| 4/1/24 | at #3 Georgia | W | 8-2 | A |
| 4/5/24 | #11 Missouri | W | 5-2 | H |
| 4/7/24 | #11 Missouri | W | 4-1 | H |
| 4/12/24 | at #25 South Carolina | W | 4-3 | A |
| 4/14/24 | at #25 South Carolina | W | 3-0 | A |
| 4/19/24 | #15 Alabama | W | 1-0 (9) | H |
| 4/21/24 | #15 Alabama | W | 8-0 (5) | H |
| 4/26/24 | at #7 LSU | W | 2-1 | A |
| 4/27/24 | at #7 LSU | W | 4-1 | A |
| 3/9/25 | at #25 Ole Miss | W | 20-3 (5) | A |
| 3/22/25 | at #7 Tennessee | W | 6-3 (8) | A |
| 3/22/25 | at #7 Tennessee | W | 9-0 | A |
| 4/4/25 | at #2 Florida | W | 4-1 | A |
| 4/6/25 | at #2 Florida | W | 9-5 | A |
| 4/11/25 | #10 South Carolina | W | 10-2 (6) | H |
| 4/13/25 | #10 South Carolina | W | 5-4 | H |
| 4/26/25 | #1 Texas A&M | W | 7-5 | H |
| 4/27/25 | #1 Texas A&M | W | 7-4 | H |
| 5/1/25 | #10 LSU | W | 12-9 | H |
| 5/3/25 | #10 LSU | W | 6-0 | H |
| 5/8/25 | #5 Tennessee | W | 6-1 | N |
| 5/17/25 | #23 Oklahoma State | W | 6-5 (11) | H |
| 5/18/25 | #23 Oklahoma State | W | 12-0 | H |
| 5/24/25 | #21 Ole Miss | W | 4-0 | H |
| 2/13/26 | #18 Clemson | W | 12-0 (5) | N |
| 3/7/26 | #12 Georgia | W | 7-6 | H |
| 3/8/26 | #12 Georgia | W | 6-0 | H |
| 3/14/26 | at #4 Alabama | W | 14-9 | A |
| 3/21/26 | #3 Florida | W | 6-2 | H |
| 3/29/26 | #3 Florida | W | 6-4 | H |
| 4/11/26 | at #13 Mississippi State | W | 8-0 (5) | A |
| 4/12/26 | at #13 Mississippi State | W | 10-3 | A |
| 4/18/26 | at #1 Oklahoma | W | 3-2 | A |
| 4/30/26 | at #7 Texas | W | 2-0 | A |
| 5/1/26 | at #7 Texas | W | 2-0 | A |
| 5/6/26 | vs. #19 Mississippi State | W | 3-0 | N |
| 5/22/26 | vs. #12 Duke | W | 14-5 (5) | H |

MISC. HITTING RECORDS

4+ Hit Games

| No. | Player | Opponent | Date |
|-----|--------------------|-------------------|---------|
| 5 | Danielle Gibson | Furman | 4/13/19 |
| 5 | Macy Burr | Texas Southern | 2/25/11 |
| 5 | Whitney Cloer | Kentucky | 3/31/07 |
| 4 | Atalyia Rijo | Oklahoma State | 5/18/25 |
| 4 | Atalyia Rijo | Oklahoma State | 5/17/25 |
| 4 | Ella McDowell | Florida | 4/5/25 |
| 4 | Reagan Johnson | Ohio | 2/9/24 |
| 4 | Reagan Johnson | Kentucky | 4/22/23 |
| 4 | Reagan Johnson | Iowa St. | 3/2/23 |
| 4 | KB Sides | Lehigh | 3/11/22 |
| 4 | Danielle Gibson | Alabama | 3/6/20 |
| 4 | Braxton Burnside | Furman | 2/15/20 |
| 4 | Sydney Parr | Nebraska | 2/9/20 |
| 4 | Hannah McEwen | LSU | 4/19/19 |
| 4 | Hannah McEwen | Nevada | 3/1/19 |
| 4 | Danielle Gibson | SIUE | 3/23/19 |
| 4 | Katie Warrick | Iowa St. | 3/16/18 |
| 4 | Stephanie Canfield | Florida A&M | 2/24/17 |
| 4 | Autumn Buczek | Central Mich. | 2/21/16 |
| 4 | Devon Wallace | Southeast Mo. St. | 3/1/15 |
| 4 | Stephanie Canfield | Virginia | 2/21/15 |
| 4 | Kasey Fagan | Butler | 2/13/14 |
| 4 | Sierra Bronkey | Saint Louis | 2/24/13 |
| 4 | Stephanie Canfield | Murray St. | 2/23/13 |
| 4 | Devon Wallace | Alabama | 4/27/12 |
| 4 | Katie Harrison | Belmont | 2/10/12 |
| 4 | Kayla Johnson | Mississippi St. | 3/18/09 |
| 4 | Jessica Bachkora | UAB | 2/8/08 |
| 4 | Miranda Dixon | ULM | 3/4/07 |
| 4 | Lauren Hendrix | vs. Houston | 2/9/01 |
| 4 | Dana Gulick | at Kentucky | 4/24/98 |

Multi-HR Games

| No. | Player | Opponent | Date |
|-----|-------------------|---------------------|---------|
| 2 | Nicole Schroeder | Louisville | 2/14/15 |
| 2 | Parker Pockington | Butler | 2/13/14 |
| 2 | Clarisa Navarro | UMKC | 3/27/13 |
| 2 | Devon Wallace | Alabama | 4/28/12 |
| 2 | Jennifer Rambo | Kentucky | 4/11/12 |
| 2 | Devon Wallace | Kentucky | 4/11/12 |
| 2 | Becca Carden | Ole Miss | 3/23/12 |
| 2 | Lane McGuirt | Tennessee | 4/14/10 |
| 2 | Sandra Smith | Kentucky | 3/21/10 |
| 2 | Jessica Bachkora | SIUE | 3/14/10 |
| 2 | Jessica Bachkora | Missouri St. | 2/20/10 |
| 2 | Sandra Smith | Sam Houston St. | 2/19/10 |
| 2 | Whitney Cloer | Oklahoma | 5/16/09 |
| 2 | Miranda Dixon | Oklahoma | 4/8/09 |
| 2 | Sandra Smith | Auburn | 4/5/09 |
| 2 | Whitney Cloer | Kentucky | 3/21/09 |
| 2 | Dayna Huckabee | Kentucky | 4/13/07 |
| 2 | Whitney Cloer | Nebraska | 3/18/07 |
| 2 | Miranda Dixon | ULM | 3/4/07 |
| 2 | Cortney Mitchell | at Coastal Carolina | 3/11/02 |

Home Run Cycles

Name: Danielle Gibson (solo, two-run home run, three-run home run, grand slam)
 Opponent: SIU-Edwardsville
 Date: 2/23/19
 Result: W, 15-3 (4)

Multi-HR Games

| No. | Player | Opponent | Date |
|-----|------------------|--------------------|---------|
| 4 | Danielle Gibson | SIUE | 2/23/19 |
| 3 | Rylin Hedgecock | Kentucky | 4/22/23 |
| 3 | Dakota Kennedy | Kansas | 3/1/26 |
| 2 | Dakota Kennedy | Alabama | 3/14/26 |
| 2 | Kailey Wyckoff | Omaha | 2/28/26 |
| 2 | Tianna Bell | Texas State | 2/15/26 |
| 2 | Bri Ellis | Texas A&M | 4/26/25 |
| 2 | Bri Ellis | Oklahoma | 3/16/25 |
| 2 | Bri Ellis | Southern Miss | 2/15/25 |
| 2 | Courtney Day | Bradley | 2/8/25 |
| 2 | Hannah Gammill | Georgia | 4/1/24 |
| 2 | Kennedy Miller | Auburn | 3/16/24 |
| 2 | Kennedy Miller | FAU | 3/1/24 |
| 2 | Cylie Halvorson | UT-Arlington | 2/23/24 |
| 2 | Bri Ellis | Long Beach St. | 2/16/24 |
| 2 | Kacie Hoffman | Mississippi St. | 3/31/23 |
| 2 | Rylin Hedgecock | Florida | 3/26/23 |
| 2 | Hannah Gammill | Florida | 3/24/23 |
| 2 | Rylin Hedgecock | A&M-Corpus Christi | 3/3/23 |
| 2 | Taylor Ellsworth | South Carolina | 5/1/22 |
| 2 | Linnie Malkin | South Carolina | 4/30/22 |
| 2 | KB Sides | Kentucky | 4/17/22 |
| 2 | Linnie Malkin | Southeast Mo. St. | 4/12/22 |
| 2 | Taylor Ellsworth | Auburn | 4/10/22 |
| 2 | Linnie Malkin | Auburn | 4/8/22 |
| 2 | Danielle Gibson | Ole Miss | 4/3/22 |
| 2 | Danielle Gibson | Western Ky. | 3/21/22 |
| 2 | Danielle Gibson | Tennessee | 3/19/22 |
| 2 | Taylor Ellsworth | Lehigh | 3/11/22 |
| 2 | Hannah Gammill | Maryland | 3/11/22 |
| 2 | Linnie Malkin | Central Ark. | 4/21/21 |
| 2 | Kayla Green | Alabama | 4/10/21 |
| 2 | Kayla Green | Missouri St. | 4/6/21 |
| 2 | Braxton Burnside | South Carolina | 3/13/21 |
| 2 | Danielle Gibson | Northwestern St. | 3/6/21 |
| 2 | Danielle Gibson | Northwestern St. | 3/5/21 |
| 2 | Braxton Burnside | Texas Tech | 2/28/21 |
| 2 | Braxton Burnside | Southeast Mo. St. | 2/26/21 |
| 2 | Linnie Malkin | McNeese | 2/20/21 |
| 2 | Braxton Burnside | Oklahoma St. | 2/11/21 |
| 2 | Ashley Diaz | UT Arlington | 3/26/19 |
| 2 | Hannah McEwen | Saint Louis | 4/10/18 |
| 2 | Katie Warrick | Iowa St. | 3/16/18 |
| 2 | Braxton Burnside | Grand Canyon | 2/17/17 |
| 2 | A.J. Belans | Missouri | 4/9/17 |
| 2 | Nicole Schroeder | Oklahoma St. | 3/1/17 |
| 2 | Tori Cooper | San Diego | 2/19/17 |
| 2 | Nicole Schroeder | Loyola Marymount | 2/17/17 |
| 2 | Nicole Schroeder | UMass Lowell | 2/11/17 |



MISC. PITCHING RECORDS

| No. | Pitcher | Opponent | Date | Total by Pitcher | No. | Name | Years |
|-----|---------------------|--------------------------|---------|------------------|-----|---------------------------|--------------|
| 16 | Robyn Herron | at Tennessee | 3/22/25 | | 16 | Mary Haff..... | 2018-22 |
| 16 | Mary Haff | Furman | 4/13/19 | | 16 | Robyn Herron..... | 2024-Present |
| 16 | Heather Schlichtman | Marshall | 4/9/04 | | 14 | Katy Henry..... | 2005-08 |
| 15 | Heather Schlichtman | vs Wichita State | 3/3/01 | | 8 | Heather Schlichtman | 2001-04 |
| 15 | Heather Schlichtman | vs Auburn | 3/13/04 | | 8 | Chenise Delce | 2022-2023 |
| 15 | Katy Henry | ULM | 2/25/05 | | 7 | Kimmy Beasley | 2012-14 |
| 15 | Katy Henry | vs UTSA | 2/16/07 | | 5 | Miranda Dixon..... | 2007-10 |
| 15 | Kimmy Beasley | Auburn | 5/3/13 | | 5 | Hope McLemore..... | 2010-13 |
| 15 | Mary Haff | at Tennessee | 3/23/19 | | 4 | Rachel Talley..... | 1999-02 |
| 14 | Mary Haff | Maryland | 3/11/22 | | 3 | Autumn Storms..... | 2017-21 |
| 14 | Heather Schlichtman | Appalachian State | 2/7/04 | | 2 | Chelsea Cohen | 2010-13 |
| 14 | Heather Schlichtman | Mississippi Valley State | 2/29/04 | | 1 | Jenna Bloom..... | 2020-22 |
| 14 | Heather Schlichtman | at Kentucky | 4/24/04 | | 1 | Kim Jones | 2008-11 |
| 14 | Katy Henry | Kansas City | 2/23/07 | | 1 | Tammy Kincaid..... | 1997-2000 |
| 14 | Robyn Herron | Drake | 2/24/23 | | 1 | Grace Moll..... | 2014-17 |
| 13 | Robyn Heron | at Tulsa | 4/22/26 | | 1 | Morgan Leinstock | 2024 |
| 13 | Rachel Talley | vs Virginia Tech | 2/18/01 | | 1 | Reis Beuerlein | 2025 |
| 13 | Heather Schlichtman | Oklahoma City | 4/23/02 | | 1 | Saylor Timmerman..... | 2026 |
| 13 | Katy Henry | Centenary | 3/5/06 | | | | |
| 13 | Chelsea Cohen | Saint Louis | 2/24/13 | | | | |
| 13 | Mary Haff | at Saint Louis | 4/10/18 | | | | |
| 13 | Mary Haff | vs Lipscomb | 2/10/19 | | | | |
| 13 | Autumn Storms | Southeast Missouri | 2/21/19 | | | | |
| 12 | Tammy Kincaid | Alabama | 3/21/99 | | | | |
| 12 | Rachel Talley | at Auburn | 4/9/99 | | | | |
| 12 | Heather Schlichtman | at FIU | 3/2/01 | | | | |
| 12 | Rachel Talley | vs FAU | 3/3/01 | | | | |
| 12 | Rachel Talley | vs Utah | 2/16/02 | | | | |
| 12 | Katy Henry | vs Virginia | 2/9/07 | | | | |
| 12 | Katy Henry | Creighton | 2/24/08 | | | | |
| 12 | Miranda Dixon | ULM | 4/2/08 | | | | |
| 12 | Hope McLemore | Louisiana Tech | 3/13/10 | | | | |
| 12 | Kim Jones | vs. Rhode Island | 2/13/11 | | | | |
| 12 | Kimmy Beasley | LSU | 4/6/13 | | | | |
| 12 | Kimmy Beasley | at Missouri | 4/13/13 | | | | |
| 12 | Mary Haff | vs Fordham | 2/19/18 | | | | |
| 12 | Mary Haff | Northern Colorado | 3/2/18 | | | | |
| 12 | Mary Haff | Dartmouth | 3/3/18 | | | | |
| 12 | Mary Haff | Omaha | 2/28/19 | | | | |
| 12 | Mary Haff | Boston U | 3/2/19 | | | | |
| 12 | Mary Haff | vs. UIC | 2/15/20 | | | | |
| 12 | Robyn Herron | Indiana | 2/18/23 | | | | |
| 12 | Chenise Delce | Arizona | 2/23/23 | | | | |
| 12 | Robyn Herron | Iowa State | 3/2/23 | | | | |
| 12 | Chenise Delce | UAB | 4/14/23 | | | | |
| 12 | Robyn Herron | Northwestern | 2/20/26 | | | | |
| 11 | Robyn Herron | Omaha | 2/26/26 | | | | |
| 11 | Robyn Herron | Clemson | 2/14/26 | | | | |
| 11 | Robyn Herron | ULM | 2/16/25 | | | | |
| 11 | Katy Henry | Northwestern State | 3/4/06 | | | | |
| 11 | Kimmy Beasley | LSU | 4/7/13 | | | | |
| 11 | Kimmy Beasley | Kentucky | 4/19/13 | | | | |
| 11 | Grace Moll | at Southeast Missouri | 4/6/16 | | | | |
| 11 | Autumn Storms | Boston U | 3/2/19 | | | | |
| 11 | Mary Haff | at Central Arkansas | 3/9/21 | | | | |
| 11 | Mary Haff | at Tennessee | 3/18/22 | | | | |
| 11 | Chenise Delce | North Texas | 3/3/23 | | | | |
| 11 | Robyn Herron | Illinois State | 2/24/24 | | | | |
| 10 | Robyn Herron | Georgia | 3/8/26 | | | | |
| 10 | Katy Henry | at Ole Miss | 3/21/06 | | | | |
| 10 | Katy Henry | at Florida | 3/25/06 | | | | |
| 10 | Katy Henry | Kansas | 4/5/06 | | | | |
| 10 | Miranda Dixon | at Texas A&M | 2/16/07 | | | | |
| 10 | Katy Henry | Northern Iowa | 3/3/07 | | | | |
| 10 | Katy Henry | at Kansas | 4/3/07 | | | | |
| 10 | Miranda Dixon | at South Carolina | 3/3/08 | | | | |
| 10 | Katy Henry | ULM | 4/2/08 | | | | |
| 10 | Katy Henry | at Kentucky | 4/12/08 | | | | |
| 10 | Miranda Dixon | vs Cleveland State | 3/7/09 | | | | |
| 10 | Miranda Dixon | at Ole Miss | 3/29/09 | | | | |
| 10 | Hope McLemore | vs Iowa | 2/12/10 | | | | |
| 10 | Hope McLemore | Drake | 3/6/10 | | | | |
| 10 | Hope McLemore | at Georgia | 4/2/10 | | | | |
| 10 | Chelsea Cohen | ULM | 2/22/13 | | | | |
| 10 | Kimmy Beasley | Jacksonville State | 3/2/13 | | | | |
| 10 | Hope McLemore | Kentucky | 4/20/13 | | | | |
| 10 | Kimmy Beasley | Butler | 2/13/14 | | | | |
| 10 | Jenna Bloom | Kansas | 3/10/20 | | | | |
| 10 | Mary Haff | North Dakota State | 2/25/21 | | | | |
| 10 | Mary Haff | at South Carolina | 3/12/21 | | | | |
| 10 | Autumn Storms | Alabama | 4/10/21 | | | | |
| 10 | Chenise Delce | Louisville | 2/28/22 | | | | |
| 10 | Chenise Delce | Missouri State | 3/3/22 | | | | |
| 10 | Chenise Delce | Kennesaw State | 3/5/22 | | | | |
| 10 | Chenise Delce | UCA | 3/6/23 | | | | |
| 10 | Mary Haff | at Ole Miss | 4/2/22 | | | | |
| 10 | Robyn Herron | Texas A&M Commerce | 4/18/23 | | | | |
| 10 | Chenise Delce | Alabama | 5/11/23 | | | | |
| 10 | Robyn Herron | vs. Penn State | 2/10/24 | | | | |
| 10 | Robyn Herron | Northern Iowa | 3/10/24 | | | | |
| 10 | Morgan Leinstock | at Auburn | 3/16/24 | | | | |
| 10 | Reis Beuerlein | Illinois | 2/28/25 | | | | |
| 10 | Robyn Herron | at Coastal Carolina | 2/7/26 | | | | |

| No-Hitters | | | |
|-------------------------------|---------------------------|-------------|---------|
| Pitchers | Opponent | Result | Date |
| Tammy Kincaid / Rachel Talley | CSUN | W, 1-0 | 2/20/00 |
| Jennifer Bottoms | Ohio State | W, 2-0 | 3/4/00 |
| Heather Schlichtman | Boston College | W, 4-0 | 2/16/02 |
| Heather Schlichtman | Auburn | W, 4-0 | 3/23/02 |
| Heather Schlichtman | UNLV | W, 1-0 | 2/21/04 |
| Katy Henry | Centenary | W, 1-0 | 4/5/06 |
| Kimmy Beasley | Savannah State | W, 10-0 (6) | 3/19/13 |
| Hope McLemore / Chelsea Cohen | Kentucky | W, 4-0 | 4/20/13 |
| Grace Moll | Eastern Michigan | W, 13-0 (5) | 2/21/14 |
| Mary Haff | Northern Colorado | W, 9-0 (6) | 3/2/18 |
| Autumn Storms | Central Connecticut State | W, 7-0 | 3/3/18 |
| Mary Haff | Texas Tech | W, 9-0 (5) | 2/26/21 |
| Mary Haff | Maryland | W, 6-0 | 3/11/22 |
| Robyn Herron | Illinois State | W, 7-0 | 2/24/24 |
| Robyn Herron | ULM | W, 10-0 (5) | 2/16/25 |
| Reis Beuerlein | Colorado State | W, 8-0 (5) | 4/18/25 |
| Payton Burnham | SLU | W, 10-0 (5) | 5/16/25 |
| Robyn Herron | Northwestern | W, 6-0 | 2/20/26 |

| Perfect Games | | | |
|----------------|----------------|------------|---------|
| Pitchers | Opponent | Result | Date |
| Mary Haff | Maryland | W, 6-0 | 3/11/22 |
| Robyn Herron | Illinois State | W, 7-0 | 2/24/24 |
| Reis Beuerlein | Colorado State | W, 8-0 (5) | 4/18/25 |



THE LAST TIME

ARKANSAS - TEAM

| | |
|--|--|
| Defeated a ranked opponent..... | def. #12/13 Duke (May 22, 2026) |
| Defeated a Top 10 ranked opponent..... | def. #5/7 Texas, 4-3 (May 1, 2026) |
| Highest ranked team defeated (NCAA Poll)..... | def. #1 Oklahoma, 3-2 (April 17, 2026) |
| Won 10 or more consecutive games..... | 17 (Feb. 7-March 1, 2026) |
| Longest conference win streak..... | 12 (March 12, 2021-April 3, 2022) |
| Won 5 or more consecutive conference home games..... | 7 (March 20-April 22, 2023) |
| Won 5 or more consecutive road games..... | 7 (March 20-April 22, 2023) |
| Won in Extra Innings..... | def. #23 Oklahoma State, 6-5 (8 inn.) (May 17, 2025) |
| Lost in Extra Innings..... | 10-7 (9) at #2 Florida (April 5, 2025) |
| Played at least 10 Innings..... | (10) W, 2-1 vs. Alabama (March 20, 2023) |
| Played at least 11 Innings..... | (11) W, 4-3 vs. Drake (Feb. 24, 2023) |
| Played at least 12 Innings..... | (14) W, 6-4 at McNeese (Feb. 20, 2021) |
| Played at least 13 Innings..... | (14) W, 6-4 at McNeese (Feb. 20, 2021) |
| Played 14 or more Innings..... | (14) W, 6-4 at McNeese (Feb. 20, 2021) |
| Lost 5 or more consecutive games..... | 5 (May 6-20, 2017) |
| Lost 5 or more consecutive conference games..... | 6 (Mar. 24-April 2, 2017) |
| Scored 10 or more runs in a game..... | 10 at #13 Mississippi State W, 10-3, (April 12, 2026) |
| Scored 10 or more runs in three straight games..... | Akron, Wichita State, Clemson (Feb. 6-13, 2026) |
| Scored 10 or more runs in four straight games..... | (Feb. 5-13, 2026) |
| Scored 20 or more runs in a game..... | 21 vs. Akron, W, 21-3 (Feb. 8, 2026) |
| Scored 10 or more runs in an inning..... | 10 vs. Virginia W, 17-1 (Feb. 6, 2026) |
| Scored 10 or more runs with two outs in an inning..... | 10 vs. Virginia W, 17-1 (Feb. 6, 2026) |
| Shut out back-to-back opponents..... | Illinois State, UT-Arlington (Feb. 22-23, 2024) |
| Shut out three straight opponents..... | Texas State, SEMO, Northwestern (Feb. 15-20, 2026) |
| Was shutout (extra-inning game)..... | 2-0 (10) vs Liberty (March 16, 2021) |
| Was Shutout (7-inning game)..... | 1-0 vs. #13 Mississippi State (April 10, 2026) |
| Was Shutout (6-inning game)..... | 8-0 (6) vs. Washington (Feb. 11, 2022) |
| Was Shutout (5-inning game)..... | 8-0 at #8 Florida (April 6, 2019) |
| Was Shutout In Fayetteville..... | 7-0 vs. #1 Oklahoma (May 15, 2025) |
| Was No-Hit..... | at #1 Florida (May 16, 2016) |
| Was No-Hit by SEC Opponent..... | at #1 Florida (May 16, 2016) |
| Was No-Hit in Fayetteville..... | vs #9 Georgia (May 3, 2009) |
| Swept a three-game conference series..... | vs. Auburn (April, 4-6, 2026) |
| Swept four or more conference series..... | #20 S. Car., Ole Miss, Miss. State, #25 Auburn, #20 UGA (2021) |
| Swept a three-game home conference series..... | vs. Auburn (April, 4-6, 2026) |
| Swept a three-game road conference series..... | at Mississippi State (March 31-April 2, 2023) |
| Swept a non-conference doubleheader..... | vs Colorado State (April 18, 2025) |
| Run-ruled an opponent..... | 14-5(5 inn.) vs. Duke (May 22, 2026) |
| Most consecutive run-rule wins in a season..... | 7, 2025 |
| Was run-ruled..... | L, 11-1 (5) at #1 Oklahoma (April 19, 2026) |
| Hit back-to-back home runs..... | Tianna Bell and Dakota Kennedy vs. Duke (May 22, 2026) |
| Hit five or more home runs in a game..... | 7 vs. Lehigh (March 11, 2022) |
| Hit four or more home runs in a game..... | 4 at #4 Alabama (March 14, 2026) |
| Hit three or more home runs in a game..... | 3 vs. Auburn (April 6, 2026) |
| Homered in five or more consecutive games..... | 12, (Feb. 20-March 8, 2026) |
| Had 10 hits in a game..... | 12 vs. Duke, (May 22, 2026) |
| Had 15 or more hits in a game..... | 18 vs. Akron (Feb. 8, 2026) |
| Had 10 or more hits in 2 consecutive game..... | (2), vs. UConn (March 21-22, 2026) |
| Had 10 or more hits in 3 consecutive games..... | (3) vs CCU, Akron, Wichita St. (Feb. 7-13, 2026) |
| Had five or more doubles in a game..... | 6 vs Northwestern (Feb. 20, 2026) |
| Had two or more triples in a game..... | 2 vs. Lipscomb (Feb. 7, 2025) |
| Had 10 or more RBI in a game..... | 11 vs USF (May 17, 2026) |
| Had 20 or more RBI in a game..... | 21 vs. Lipscomb (Feb. 7, 2025) |
| No-hit the opposition, 5 innings..... | vs. ULM (Feb. 16, 2025) |
| No-hit the opposition, 6 innings..... | vs. Illinois State (Feb. 24, 2024) |
| No-hit the opposition, 7 innings..... | vs. Northwestern (Feb. 20, 2026) |
| Recorded 10 or more walks..... | 10 vs. USF (May 17, 2026) |
| Left 10 or more runners on base..... | 13 at #13 Mississippi State (April 12, 2026) |
| Allowed 10 or more hits..... | 13 vs. #10 LSU (May 3, 2025) |
| Allowed 10 or more runs..... | 13 vs. #10 LSU (May 3, 2025) |
| Allowed 10 or more earned runs..... | 14 vs. Oregon (May 21, 2023) |
| Allowed 10 or more RBI..... | 11 vs. #10 LSU (May 3, 2025) |
| Allowed five or more doubles..... | 5 vs LSU (April 29, 2016) |
| Allowed three or more home runs..... | 4 vs. #3/4 Alabama (May 7, 2026) |

OPPONENT-TEAM

| | |
|---|--|
| Scored 10 or more runs in a game..... | 11 at #1 Oklahoma, 11-1 (5) (April 19, 2026) |
| Scored 15 or more runs in a game..... | 15 vs. Mississippi State (March 24, 2024) |
| Had 10 or more hits in a game..... | 12 vs.#12 Georgia, 7-2 (March 6, 2025) |
| Had 15-19 hits in a game..... | 15 vs. Florida (March 28, 2026) |
| Shut out Arkansas (7-inning game)..... | 1-0 at Mississippi State (April 10, 2026) |
| Shut out Arkansas (5-inning game)..... | L, 8-0 at #18 Florida (April 6, 2019) |
| Shut out Arkansas (extra-inning)..... | L, 2-0 (10) vs Liberty (March 16, 2021) |
| Shut out Arkansas in consecutive games..... | L, 3-0/8-0 at #8 Florida (April 6, 2019) |
| Shut out Arkansas in Fayetteville..... | 7-0 vs. #1 Oklahoma (March. 15, 2025) |
| Conference opponent S/O Arkansas in Fayetteville..... | 7-0 vs. #1 Oklahoma (March. 15, 2025) |
| Conference opponent S/O Arkansas on the road..... | 1-0 vs. #7 LSU (April 28, 2024) |
| Won a non-conference series against Arkansas..... | |
| Won a conference series in Fayetteville..... | vs. #1 Oklahoma (March. 15, 2025) |
| Swept a three-game non-conference series against Arkansas..... | vs. #1 Oklahoma (March 14-16 2025) |
| Swept a three-game non-conference series in Fayetteville..... | Texas (March 14-16, 2015) |
| Swept a three game conference series in Fayetteville..... | vs #1 Oklahoma (March 15-18, 2025) |
| Swept a three-game conference road series against Arkansas..... | at #8 Florida (April 5-7, 2019) |

ARKANSAS-INDIVIDUAL

| | |
|---|--|
| Hit a grand slam..... | Tianna Bell vs Duke (May 22, 2026) |
| Hit a walk-off grand slam..... | Bri Ellis at Georgia (May 7, 2025) |
| Hit a walk-off home run..... | Dakota Kennedy vs. Florida (March 30, 2026) |
| Hit two home runs in a game..... | 2, Ella McDowell at UCA (March 24, 2026) |
| Hit three home runs in a game..... | Dakota Kennedy vs. Kansas (March 1, 2026) |
| Hit four home runs in a game..... | Danielle Gibson vs SIUE (Feb 23, 2019) |
| Homered in consecutive games in a conf. series..... | Tianna Bell Games 1 & 2, at #1 OU (April 17-18, 2026) |
| Homered in three or more consecutive games..... | (3) Kristina Foreman at the Rebel Kickoff vs. Weber State (twice) and Southern Utah (Feb. 10-11, 2023) |
| Hit an inside the park home run..... | KB Sides vs Illinois (Feb. 18, 2022) |
| Hit for the home run cycle..... | Danielle Gibson vs SIUE (Feb 23, 2019) |
| Had two hits in an inning..... | Tianna Bell at #13 Mississippi State (April 11, 2026) |
| Had five hits in a game..... | 5, Danielle Gibson at South Carolina (March 13, 2021) |
| Had four hits in a game..... | 4, Atalyia Rijo vs. #23 Oklahoma State (May 18, 2025) |
| Had two doubles in a game..... | 2, Karlie Davison vs. Boise State (May 18, 2026) |
| Had three doubles in a game..... | 3, KB Sides vs. Florida (April 22, 2022) |
| Had four or more RBI in a game..... | 4, Tianna Bell vs. Duke (March 22, 2026) |
| Had six or more RBI in a game..... | 7, Dakota Kennedy at #4 Alabama (March 14, 2026) |
| Had 10 or more RBI in a game..... | (10) Danielle Gibson vs SIUE (Feb 23, 2019) |
| Walked three or more times in a game..... | (3) Brinli Bain vs USF (May 17, 2026) |
| Had a RBI in multiple at-bats in the same inning..... | Dakota Kennedy vs. Akron (Feb. 7, 2026) |
| Stole three bases in a game..... | (3) Reagan Johnson vs. UConn (March 22, 2026) |
| Pitched a complete game shutout..... | Payton Burnham, 7.0 IP, vs. Miss. State (May 16, 2026) |
| Pitched a 5 inn. complete game shutout..... | Payton Burnham vs. Fordham (6) (May 18, 2026) |
| Had 10 or more strikeouts in a game..... | (10) Robyn Herron vs. #12 Georgia (March 8, 2026) |
| Gave up 10 or more hits in a game..... | 11, Hannah Camenzind vs. #3 Georgia (March 31, 2024) |
| Gave up three or more home runs in a game..... | (4) Payton Burnham vs. #1 Oklahoma (May 9, 2025) |
| Struck out the side to open the game..... | Robyn Herron vs. #18 Clemson (Feb. 13, 2026) |
| Threw a perfect game..... | Reis Beuerlein vs. Colorado State (April 18, 2024) |
| Threw a 7-inning no hitter..... | Robyn Herron vs. Northwestern (Feb. 20, 2026) |
| Threw a 5-inning no hitter..... | Payton Burnham vs. Saint Louis (May 16, 2025) |

HOGS RECORD WHEN...

| 2026 BY GAME | Overall 46-11 | SEC 15-9 |
|-----------------------|---------------|----------|
| Home | 28-3 | 9-3 |
| Away | 11-6 | 6-6 |
| Neutral | 7-2 | 0-0 |
| Day Games (< 5 pm.) | 32-7 | 8-5 |
| Night Games (> 5 pm.) | 14-4 | 7-4 |
| Ranked Opponents | 14-9 | 10-8 |
| Unranked Opponents | 32-2 | 5-1 |

| BY OPPOSING STARTER | | |
|---------------------|------|------|
| Left-handed | 9-3 | 3-2 |
| Right-handed | 37-8 | 12-7 |

| BY ARKANSAS STARTER | | |
|---------------------|-------|------|
| 5+ inn. | 21-0 | 10-0 |
| Less than 5 inn. | 25-11 | 5-9 |

| BY SCORING/MARGIN | | |
|---------------------|------|------|
| Scoring first | 35-6 | 11-5 |
| Opp. scores first | 11-5 | 4-4 |
| One-run games | 4-2 | 3-2 |
| Two-run games | 3-2 | 2-1 |
| Three+ run games | 39-7 | 10-6 |
| Shutouts | 16-1 | 6-1 |
| Extra innings | 0-0 | 0-0 |
| 0-2 runs | 1-9 | 1-7 |
| 3-5 runs | 7-0 | 5-0 |
| 6-9 runs | 17-2 | 6-2 |
| 10+ runs | 21-0 | 3-0 |
| Out-hit opp. | 39-0 | 10-0 |
| Out-hit by opp. | 5-8 | 4-6 |
| Equal hits | 2-1 | 1-1 |
| Hitting a HR | 36-4 | 10-4 |
| Going homerless | 10-6 | 5-4 |
| Allowing a HR | 18-8 | 6-6 |
| Not allowing a HR | 28-2 | 10-2 |
| Errorless | 33-6 | 10-5 |
| Error committed | 10-2 | 3-2 |
| 2+ Errors | 3-3 | 2-2 |
| Opponent Errorless | 25-7 | 11-7 |
| Opponents 1+ Errors | 21-3 | 4-1 |

| BY MONTH/DAY/GAME | | |
|-------------------|------|-----|
| February | 18-1 | 0-0 |
| March | 12-4 | 5-4 |
| April | 10-4 | 9-4 |
| May | 7-2 | 2-1 |
| Monday | 2-0 | 1-0 |
| Tuesday | 2-0 | 0-0 |
| Wednesday | 2-0 | 0-0 |
| Thursday | 2-1 | 1-0 |
| Friday | 8-4 | 3-4 |
| Saturday | 12-2 | 6-2 |
| Sunday | 8-3 | 4-3 |
| Game 1 | 6-4 | 4-4 |
| Game 2 | 8-1 | 9-1 |
| Game 3 | 5-4 | 4-4 |
| Game 4 | 0-0 | 0-0 |

| BY TIME ZONE | | |
|--------------|------|------|
| Central | 41-9 | 15-9 |
| Eastern | 5-2 | 0-0 |
| Mountain | 0-0 | 0-0 |
| Pacific | 0-0 | 0-0 |

| BY UNIFORM | | |
|------------|------|-----|
| White | 23-4 | 7-3 |
| Cardinal | 11-4 | 2-3 |
| Grey | 11-2 | 3-2 |

| LEADING AFTER | | | | | | |
|---------------|------|------|------|------|------|------|
| Inn. | 1 | 2 | 3 | 4 | 5 | 6 |
| | 23-2 | 34-2 | 41-2 | 39-0 | 31-0 | 23-0 |

| TRAILING AFTER | | | | | | |
|----------------|-----|-----|-----|-----|-----|-----|
| Inn. | 1 | 2 | 3 | 4 | 5 | 6 |
| | 6-3 | 4-6 | 3-6 | 3-7 | 1-9 | 1-9 |

| TIED AFTER | | | | | | |
|------------|-----|-----|-----|-----|-----|-----|
| Inn. | 1 | 2 | 3 | 4 | 5 | 6 |
| | 6-3 | 5-2 | 0-2 | 2-4 | 1-1 | 0-1 |

STAT LEADERS AND MISCELLANEOUS STATS

2026 MULTI-HIT GAMES

| Player | 2 | 3 | 4 | 5+ | TOTAL |
|------------------|----|----|---|----|-------|
| Kailey Wyckoff | 10 | 1 | - | - | 11 |
| Ramsey Walker | 3 | - | - | - | 3 |
| Atalyia Rijo | 10 | 2 | - | - | 12 |
| Dakota Kennedy | 9 | 7 | - | - | 16 |
| Brinli Bain | 14 | 2 | - | - | 16 |
| Reagan Johnson | 12 | 2 | - | - | 14 |
| Ella McDowell | 11 | 5 | - | - | 16 |
| Kennedy Miller | 2 | 1 | - | - | 3 |
| Karlie Davison | 12 | 1 | - | - | 13 |
| Ashtyn Reichardt | 1 | - | - | - | 1 |
| Tianna Bell | 12 | 7 | - | - | 19 |
| TEAM | 96 | 22 | 0 | 0 | 116 |

2026 MULTI-RBI GAMES

| Player | 2 | 3 | 4 | 5+ | TOTAL |
|------------------|----|----|---|----|-------|
| Kennedy Miller | 5 | 1 | - | 1 | 7 |
| Brinli Bain | 6 | 3 | 1 | - | 10 |
| Dakota Kennedy | 8 | 5 | - | 2 | 14 |
| Ella McDowell | 7 | 2 | 2 | 1 | 12 |
| Ashtyn Reichardt | - | - | 1 | - | 1 |
| Ramsey Walker | 1 | 1 | - | - | 2 |
| Atalyia Rijo | 3 | 4 | 1 | - | 8 |
| Kailey Wyckoff | 3 | 4 | 1 | 1 | 9 |
| Karlie Davison | 7 | 4 | 2 | - | 13 |
| Tianna Bell | 10 | 3 | 3 | - | 16 |
| Ava Carter | 1 | - | - | - | 1 |
| Kyler Del Duca | - | 1 | - | - | 1 |
| Reagan Johnson | 1 | 1 | - | - | 2 |
| TEAM | 48 | 25 | 9 | 5 | 85 |

CAREER MULTI-HIT GAMES

| Player | 2 | 3 | 4 | 5+ | TOTAL |
|------------------|-----|----|----|----|-------|
| Reagan Johnson | 63 | 13 | 3 | - | 79 |
| Dakota Kennedy | 53 | 9 | 9 | - | 71 |
| Kailey Wyckoff | 39 | 14 | - | - | 53 |
| Tianna Bell | 37 | 12 | - | - | 49 |
| Kennedy Miller | 23 | 2 | - | - | 25 |
| Karlie Davison | 28 | 6 | - | - | 35 |
| Atalyia Rijo | 24 | 4 | 1 | - | 29 |
| Ella McDowell | 25 | 8 | 1 | - | 34 |
| Brinli Bain | 14 | 2 | - | - | 16 |
| Ramsey Walker | 3 | - | - | - | 3 |
| Ashtyn Reichardt | 1 | - | - | - | 1 |
| Ava Carter | 1 | - | - | - | 1 |
| TEAM | 314 | 66 | 14 | 0 | 402 |

| SCORE BY INNINGS | 1 | 2 | 3 | 4 | 5 | 6 | 7 | EX | Total |
|------------------|----|----|----|----|----|----|----|----|-------|
| Arkansas | 78 | 74 | 78 | 70 | 73 | 48 | 16 | - | 437 |
| Opponents | 19 | 26 | 24 | 34 | 23 | 15 | 10 | - | 151 |

CAREER MULTI-RBI GAMES

| Player | 2 | 3 | 4 | 5+ | TOTAL |
|------------------|-----|----|----|----|-------|
| Kailey Wyckoff | 22 | 12 | 3 | 2 | 39 |
| Tianna Bell | 27 | 9 | 5 | - | 41 |
| Dakota Kennedy | 17 | 9 | 4 | 4 | 34 |
| Karlie Davison | 14 | 5 | 6 | 1 | 25 |
| Kennedy Miller | 15 | 9 | - | 1 | 25 |
| Ella McDowell | 17 | 3 | 3 | 6 | 25 |
| Atalyia Rijo | 10 | 5 | 4 | 1 | 20 |
| Reagan Johnson | 11 | 1 | - | - | 12 |
| Ashtyn Reichardt | - | - | 1 | - | 1 |
| Brinli Bain | 6 | 3 | 1 | - | 10 |
| Jayden Ramos | 1 | 1 | - | - | 2 |
| Ramsey Walker | 1 | 1 | - | - | 2 |
| Cam Harrison | 1 | - | - | - | 1 |
| Kyler Del Duca | - | 1 | - | - | 1 |
| Ava Carter | 1 | 1 | - | - | 2 |
| TEAM | 136 | 58 | 27 | 10 | 239 |

HITTING STREAKS

| Player | Long | Current | Career |
|------------------|------|---------|--------|
| Reagan Johnson | 6 | 4 | 10 |
| Kennedy Miller | 2 | 2 | 9 |
| Atalyia Rijo | 5 | 6 | 7 |
| Cam Harrison | 1 | 1 | 2 |
| Karlie Davison | 7 | 4 | 7 |
| Brinli Bain | 7 | 2 | 7 |
| Jayden Ramos | 1 | - | 3 |
| Ava Carter | 1 | - | 3 |
| Ramsey Walker | 5 | 1 | 4 |
| Tianna Bell | 9 | 1 | 16 |
| Kailey Wyckoff | 10 | 1 | 14 |
| Ella McDowell | 6 | 3 | 7 |
| Ashtyn Reichardt | 2 | - | 2 |
| Kyler Del Duca | 2 | - | 2 |
| Dakota Kennedy | 5 | 5 | 13 |

REACHED-BASE STREAKS

| Player | Long | Current | Career |
|------------------|------|---------|--------|
| Reagan Johnson | 10 | 5 | 15 |
| Kennedy Miller | 3 | 2 | 18 |
| Atalyia Rijo | 12 | 4 | 13 |
| Cam Harrison | 3 | 2 | 5 |
| Kasey Wood | - | - | 1 |
| Ramsey Walker | 5 | - | 1 |
| Ava Carter | 1 | - | 4 |
| Karlie Davison | 13 | 4 | 10 |
| Jayden Ramos | 3 | - | 3 |
| Brinli Bain | 24 | 5 | 24 |
| Kailey Wyckoff | 10 | 6 | 24 |
| Tianna Bell | 13 | 1 | 16 |
| Ashtyn Reichardt | 3 | - | 3 |
| Ella McDowell | 8 | 3 | 15 |
| Kyler Del Duca | 2 | 1 | 2 |
| Dakota Kennedy | 8 | 5 | 27 |

CAREER HOME RUNS

Karlie Davison

| No. | Opponent | Date | RBI |
|---------|-----------------------|---------|-----|
| 30 (11) | Duke | 5/22/26 | 3 |
| 29 (10) | South Florida | 5/16/26 | 4 |
| 28 (9) | Fordham | 5/15/26 | 2 |
| 27 (8) | at Texas | 5/2/26 | 1 |
| 26 (7) | at Tulsa | 4/22/26 | 3 |
| 25 (6) | Florida | 3/29/26 | 3 |
| 24 (5) | Kansas | 3/1/26 | 3 |
| 23 (4) | Boise State | 2/27/26 | 2 |
| 22 (3) | Northwestern | 2/21/26 | 1 |
| 21 (2) | Northwestern | 2/21/26 | 2 |
| 20 (1) | vs. Wichita State | 2/13/26 | 1 |
| 19 (5) | Ole Miss | 5/23/25 | 1 |
| 18 (4) | Oklahoma State | 5/20/25 | 3 |
| 17 (3) | South Carolina | 4/13/25 | 1 |
| 16 (2) | Kentucky | 3/28/25 | 1 |
| 15 (1) | at Tennessee | 3/23/25 | 2 |
| 14 (3) | vs. UCLA | 5/11/24 | 1 |
| 13 (2) | Oregon | 3/17/24 | 1 |
| 12 (1) | at San Diego State | 3/6/24 | 2 |
| 11 (11) | Ole Miss | 5/21/23 | 2 |
| 10 (10) | Southern Illinois | 5/19/23 | 3 |
| 9 (9) | vs. UCLA | 5/13/23 | 1 |
| 8 (8) | vs. Cal | 5/11/23 | 1 |
| 7 (7) | at Oregon* | 5/6/23 | 2 |
| 6 (6) | at Oregon* | 5/6/23 | 2 |
| 5 (5) | at Oregon | 5/5/23 | 1 |
| 4 (4) | at Arizona | 3/17/23 | 1 |
| 3 (3) | vs. Oklahoma | 2/25/23 | 1 |
| 2 (2) | at UC-San Diego | 2/11/23 | 2 |
| 1 (1) | vs. Northern Colorado | 2/11/23 | 3 |

Ella McDowell

| No. | Opponent | Date | RBI |
|---------|----------------------|---------|-----|
| 17 (11) | at Oklahoma | 4/17/26 | 1 |
| 16 (10) | at Central Arkansas* | 3/24/26 | 1 |
| 16 (9) | at Central Arkansas* | 3/24/26 | 1 |
| 15 (8) | at Alabama | 3/15/26 | 1 |
| 14 (7) | at Missouri State | 3/9/26 | 4 |
| 13 (6) | Georgia | 3/8/26 | 4 |
| 12 (5) | Georgia | 3/6/26 | 2 |
| 11 (4) | Northwestern | 2/22/26 | 2 |
| 10 (3) | vs. Texas State | 2/15/26 | 3 |
| 9 (2) | vs. No. 18 Clemson | 2/13/26 | 3 |
| 8 (1) | vs. Virginia | 2/6/26 | 2 |
| 7 (7) | at Texas A&M | 4/25/25 | 3 |
| 6 (6) | at Florida | 4/5/25 | 2 |
| 5 (5) | Kentucky | 3/30/25 | 1 |
| 4 (4) | Missouri State | 3/2/25 | 2 |
| 3 (3) | Iowa | 3/1/25 | 1 |
| 2 (2) | vs. Southern Miss | 2/15/25 | 1 |
| 1 (1) | at Texas State | 2/6/25 | 1 |

Jayden Ramos

| No. | Opponent | Date | RBI |
|-------|----------|--------|-----|
| 1 (1) | Illinois | 3/1/25 | 3 |

Ataylia Rijo

| No. | Opponent | Date | RBI |
|--------|--------------------------|---------|-----|
| 18 (7) | Auburn | 4/6/26 | 1 |
| 17 (6) | Auburn | 4/5/26 | 1 |
| 16 (5) | Florida | 3/28/26 | 1 |
| 15 (4) | at Alabama | 3/14/26 | 1 |
| 14 (3) | Northwestern | 2/22/26 | 3 |
| 13 (2) | vs. Wichita State | 2/13/26 | 3 |
| 12 (1) | vs. Akron | 2/8/26 | 1 |
| 11 (6) | Oklahoma State | 5/17/25 | 1 |
| 10 (5) | South Carolina | 4/13/25 | 2 |
| 9 (4) | Central Arkansas | 3/18/25 | 1 |
| 8 (3) | Missouri State | 3/2/25 | 4 |
| 7 (2) | vs. Cal State Fullerton | 2/20/25 | 2 |
| 6 (1) | vs. ULM | 2/14/25 | 1 |
| 5 (5) | at Missouri | 5/7/23 | 4 |
| 4 (4) | at WKU | 4/24/23 | 1 |
| 3 (3) | at Kentucky | 4/22/23 | 3 |
| 2 (2) | Texas A&M Corpus Christi | 3/3/23 | 1 |
| 1 (1) | vs. Baylor | 2/12/23 | 1 |

Kennedy Miller

| No. | Opponent | Date | RBI |
|--------|----------------------|---------|-----|
| 15 (3) | USF | 5/18/26 | 3 |
| 14 (2) | at Mississippi State | 4/12/26 | 1 |
| 13 (1) | vs. Akron | 2/8/26 | 4 |
| 12 (4) | LSU | 5/1/25 | 3 |
| 11 (3) | Colorado State | 4/18/25 | 3 |
| 10 (2) | vs. LMU | 2/21/25 | 1 |
| 9 (1) | at Louisiana Tech | 2/14/25 | 1 |
| 8 (8) | Ole Miss | 5/4/24 | 1 |
| 7 (7) | at Central Arkansas | 4/30/24 | 2 |
| 6 (6) | at Auburn* | 3/16/24 | 1 |
| 5 (5) | at Auburn* | 3/16/24 | 2 |
| 4 (4) | UNI | 3/10/24 | 2 |
| 3 (3) | South Dakota State | 3/2/24 | 3 |
| 2 (2) | Florida Atlantic* | 3/1/24 | 1 |
| 1 (1) | Florida Atlantic* | 3/1/24 | 2 |

Kailey Wyckoff

| No. | Opponent | Date | RBI |
|--------|-----------------------|---------|-----|
| 30 (6) | vs. Mississippi State | 5/6/26 | 2 |
| 29 (5) | at Mississippi State | 4/12/26 | 1 |
| 28 (4) | Auburn | 4/5/26 | 1 |
| 27 (3) | Auburn | 4/4/26 | 1 |
| 26 (3) | UConn | 3/22/26 | 4 |
| 25 (2) | Omaha* | 2/28/26 | 1 |
| 24 (1) | Omaha* | 2/28/26 | 2 |
| 23 (7) | Ole Miss | 5/23/25 | 3 |
| 22 (6) | Oklahoma | 5/9/25 | 3 |
| 21 (5) | LSU | 5/1/25 | 2 |
| 20 (4) | Central Arkansas | 3/18/25 | 1 |
| 19 (3) | Iowa | 2/28/25 | 2 |
| 18 (2) | vs. Rutgers | 2/20/25 | 1 |
| 17 (1) | at Texas State | 2/6/25 | 1 |
| 16 (7) | vs. Iowa State* | 5/8/24 | 1 |
| 15 (6) | vs. Iowa State* | 5/8/24 | 3 |
| 14 (5) | Kansas | 4/12/24 | 1 |
| 13 (4) | UCF | 3/30/24 | 3 |
| 12 (3) | Oklahoma | 3/16/24 | 1 |
| 11 (2) | New Mexico | 3/12/24 | 3 |
| 10 (1) | at BYU | 3/9/24 | 1 |
| 9 (9) | Baylor | 4/15/23 | 1 |
| 8 (8) | Iowa State | 4/2/23 | 1 |
| 7 (7) | Iowa State | 4/1/23 | 2 |
| 6 (6) | vs. Rider | 3/17/23 | 2 |
| 5 (5) | Manhattan | 3/10/23 | 1 |
| 4 (4) | vs. Santa Clara | 2/19/23 | 1 |
| 3 (3) | at UTEP* | 2/18/23 | 2 |
| 2 (2) | at UTEP* | 2/18/23 | 1 |
| 1 (1) | at UTEP | 2/17/23 | 1 |

Dakota Kennedy

| No. | Opponent | Date | RBI |
|---------|----------------------|---------|-----|
| 44 (16) | Duke | 5/22/26 | 1 |
| 43 (15) | Fordham | 5/15/26 | 2 |
| 42 (14) | at Mississippi State | 4/11/26 | 3 |
| 41 (13) | Auburn | 4/6/26 | 1 |
| 40 (12) | Florida | 3/29/26 | 3 |
| 39 (11) | at Central Arkansas | 3/24/26 | 2 |
| 38 (10) | UConn | 3/20/26 | 1 |
| 37 (9) | at Alabama* | 3/14/26 | 4 |
| 36 (8) | at Alabama* | 3/14/26 | 1 |
| 35 (7) | Kansas* | 3/1/26 | 2 |
| 34 (6) | Kansas* | 3/1/26 | 2 |
| 33 (5) | Kansas* | 3/1/26 | 1 |
| 32 (4) | Charlotte | 2/28/26 | 3 |
| 31 (3) | Omaha | 2/26/26 | 1 |
| 30 (2) | Northwestern | 2/21/26 | 1 |
| 29 (1) | vs. Akron | 2/8/26 | 1 |
| 28 (5) | at Houston | 5/2/25 | 4 |
| 27 (4) | Texas Tech | 4/19/25 | 1 |
| 26 (3) | Utah State | 3/10/25 | 1 |
| 25 (2) | UCF | 3/9/25 | 1 |
| 24 (1) | Western Michigan | 2/7/25 | 2 |
| 23 (13) | vs. Villanova* | 5/19/24 | 1 |
| 22 (12) | vs. Villanova* | 5/19/24 | 2 |
| 21 (11) | vs. Villanova | 5/17/24 | 2 |
| 20 (10) | Grand Canyon* | 4/30/24 | 1 |
| 19 (9) | Grand Canyon* | 4/30/24 | 1 |
| 18 (8) | at UCLA | 4/27/24 | 3 |
| 17 (7) | Arizona State | 4/20/24 | 1 |
| 16 (6) | at New Mexico State | 4/9/24 | 3 |
| 15 (5) | at New Mexico State* | 4/9/24 | 2 |
| 14 (4) | at New Mexico State* | 4/9/24 | 2 |
| 13 (3) | Stanford | 3/29/24 | 1 |
| 12 (2) | Northern Colorado* | 2/11/24 | 1 |

| | | | |
|---------|--------------------|---------|---|
| 11 (1) | Northern Colorado* | 2/11/24 | 1 |
| 10 (10) | Cal | 5/7/23 | 3 |
| 9 (9) | Oregon State | 4/30/23 | 1 |
| 8 (8) | Oregon State | 4/29/23 | 2 |
| 7 (7) | UCLA* | 4/16/23 | 2 |
| 6 (6) | UCLA* | 4/16/23 | 1 |
| 5 (5) | at Stanford | 4/8/23 | 1 |
| 4 (4) | San Diego | 4/1/23 | 4 |
| 3 (3) | Utah | 3/29/23 | 4 |
| 2 (2) | Utah | 3/17/23 | 1 |
| 1 (1) | Weber State | 3/3/23 | 1 |

Tianna Bell

| No. | Opponent | Date | RBI |
|---------|-----------------------|---------|-----|
| 49 (17) | Duke | 5/22/26 | 4 |
| 48 (16) | Fordham | 5/15/26 | 1 |
| 47 (15) | vs. Mississippi State | 5/6/26 | 1 |
| 46 (14) | at Oklahoma | 4/18/26 | 2 |
| 45 (13) | at Oklahoma | 4/17/26 | 2 |
| 44 (12) | Auburn | 4/6/26 | 1 |
| 43 (11) | Auburn | 4/5/26 | 2 |
| 42 (10) | UConn | 3/20/26 | 2 |
| 41 (9) | at Missouri State | 3/9/26 | 2 |
| 40 (8) | Georgia | 3/8/26 | 1 |
| 39 (7) | Georgia | 3/7/26 | 4 |
| 38 (6) | Charlotte | 2/27/26 | 4 |
| 37 (5) | Omaha | 2/26/26 | 1 |
| 36 (4) | at Texas State* | 2/15/16 | 1 |
| 35 (3) | at Texas State* | 2/15/16 | 1 |
| 34 (2) | vs. BYU | 2/14/26 | 3 |
| 33 (1) | vs. No. 18 Clemson | 2/13/26 | 2 |
| 32 (15) | at Syracuse | 5/2/25 | 3 |
| 31 (14) | at Syracuse | 5/2/25 | 1 |
| 30 (13) | at Stanford | 4/19/25 | 2 |
| 29 (12) | Florida State | 4/12/25 | 1 |
| 28 (11) | Pacific | 4/9/25 | 1 |
| 27 (10) | at Clemson | 3/29/25 | 1 |
| 26 (9) | at Clemson | 3/29/25 | 1 |
| 25 (8) | Georgia Tech | 3/14/25 | 2 |
| 24 (7) | Georgia Tech | 3/14/25 | 2 |
| 23 (6) | Boston College | 3/9/25 | 1 |
| 22 (5) | Boston College | 3/8/25 | 2 |
| 21 (4) | Boston College | 3/7/25 | 1 |
| 20 (3) | CSU Bakersfield | 3/1/25 | 2 |
| 19 (2) | vs. Southern Utah | 2/28/25 | 1 |
| 18 (1) | vs. Washington | 2/21/25 | 1 |
| 17 (12) | Oregon State | 5/4/24 | 1 |
| 16 (11) | at Arizona State | 4/26/24 | 3 |
| 15 (10) | Washington | 4/21/24 | 1 |
| 14 (9) | Washington | 4/19/24 | 2 |
| 13 (8) | Arizona | 3/23/24 | 2 |
| 12 (7) | at Oregon | 3/8/24 | 1 |
| 11 (6) | Boise State | 3/3/24 | 1 |
| 10 (5) | Boise State | 3/3/24 | 1 |
| 9 (4) | vs. Georgia | 3/2/24 | 1 |
| 8 (3) | vs. Seattle | 2/24/24 | 1 |
| 7 (2) | vs. Illinois | 2/23/24 | 2 |
| 6 (1) | vs. Illinois State | 2/17/24 | 1 |
| 5 (5) | Utah | 4/1/23 | 1 |
| 4 (4) | vs. Iowa | 2/25/23 | 2 |
| 3 (3) | vs. San Diego* | 2/11/23 | 3 |
| 2 (2) | vs. San Diego* | 2/11/23 | 2 |
| 1 (1) | vs. San Diego | 2/10/23 | 2 |

Ramsey Walker

| No. | Opponent | Date | RBI |
|-------|---------------------|---------|-----|
| 2 (2) | Omaha | 2/26/26 | 1 |
| 1 (1) | at Coastal Carolina | 2/7/26 | 3 |

Ashtyn Reichardt

| No. | Opponent | Date | RBI |
|-------|-----------|--------|-----|
| 1 (1) | vs. Akron | 2/8/26 | 3 |

Brinli Bain

| No. | Opponent | Date | RBI |
|-------|------------|---------|-----|
| 3 (3) | Florida | 3/28/26 | 1 |
| 2 (2) | at Alabama | 3/14/26 | 1 |
| 1 (1) | Omaha | 2/26/26 | 1 |

* - Denotes Multi-HR game

ARKANSAS SEASON STATS

2026 Arkansas Softball Stats Overall Statistics for Arkansas (as of May 22, 2026) (All games Sorted by Batting avg)

Record: 46-11 Home: 28-3 Away: 11-6 Neutral: 7-2 SEC: 15-9

| Player | avg | gp-gs | ab | r | h | 2b | 3b | hr | rbi | tb | slg% | bb | hp | so | gdp | ob% | sf | sh | sb-att | po | a | e | fld% | |
|-----------------------|------|-------|------|-----|-----|----|----|----|-----|-----|------|-----|----|-----|-----|------|----|----|--------|------|-----|----|-------|--|
| 1 Brinli Bain | .374 | 57-56 | 147 | 44 | 55 | 19 | 0 | 3 | 34 | 83 | .565 | 49 | 1 | 18 | 1 | .533 | 0 | 0 | 0-0 | 102 | 9 | 0 | 1.000 | |
| 20 Tianna Bell | .373 | 57-57 | 177 | 40 | 66 | 9 | 0 | 17 | 61 | 126 | .712 | 21 | 3 | 20 | 2 | .448 | 0 | 0 | 0-0 | 331 | 2 | 0 | 1.000 | |
| 22 Dakota Kennedy | .373 | 51-51 | 153 | 49 | 57 | 12 | 1 | 16 | 53 | 119 | .778 | 24 | 4 | 21 | 0 | .464 | 2 | 0 | 7-7 | 46 | 1 | 2 | .959 | |
| 14 Karlie Davison | .363 | 57-57 | 135 | 33 | 49 | 8 | 1 | 11 | 47 | 92 | .681 | 16 | 9 | 21 | 1 | .457 | 2 | 2 | 2-3 | 78 | 87 | 6 | .965 | |
| 46 Kailey Wyckoff | .349 | 57-57 | 146 | 35 | 51 | 10 | 2 | 7 | 40 | 86 | .589 | 21 | 8 | 19 | 0 | .447 | 4 | 1 | 0-0 | 42 | 0 | 0 | 1.000 | |
| 26 Atalyia Rijo | .338 | 57-57 | 136 | 35 | 46 | 12 | 0 | 7 | 40 | 79 | .581 | 28 | 6 | 20 | 2 | .465 | 2 | 1 | 1-1 | 60 | 105 | 10 | .943 | |
| 6 Ella McDowell | .337 | 57-57 | 172 | 62 | 58 | 10 | 0 | 11 | 53 | 101 | .587 | 27 | 3 | 14 | 0 | .433 | 1 | 1 | 0-0 | 41 | 92 | 4 | .971 | |
| 23 Reagan Johnson | .322 | 57-57 | 177 | 56 | 57 | 4 | 1 | 0 | 16 | 63 | .356 | 28 | 0 | 30 | 0 | .415 | 0 | 5 | 20-20 | 84 | 1 | 0 | 1.000 | |
| 17 Kennedy Miller | .282 | 46-43 | 103 | 15 | 29 | 4 | 0 | 3 | 27 | 42 | .408 | 7 | 4 | 7 | 1 | .339 | 4 | 4 | 0-1 | 231 | 17 | 3 | .988 | |
| ----- | | | | | | | | | | | | | | | | | | | | | | | | |
| 16 Ramsey Walker | .341 | 44-11 | 44 | 19 | 15 | 4 | 0 | 2 | 11 | 25 | .568 | 0 | 0 | 3 | 1 | .341 | 0 | 0 | 0-0 | 10 | 0 | 0 | 1.000 | |
| 5 Ashtyn Reichardt | .333 | 16-1 | 15 | 5 | 5 | 0 | 0 | 1 | 5 | 8 | .533 | 4 | 0 | 3 | 1 | .474 | 0 | 0 | 0-0 | 1 | 0 | 0 | 1.000 | |
| 25 Cam Harrison | .304 | 25-13 | 23 | 3 | 7 | 1 | 0 | 0 | 8 | 8 | .348 | 9 | 0 | 5 | 0 | .485 | 1 | 0 | 0-0 | 0 | 2 | 0 | 1.000 | |
| 8 Kyler Del Duca | .250 | 46-1 | 8 | 12 | 2 | 1 | 0 | 0 | 3 | 3 | .375 | 2 | 0 | 3 | 0 | .400 | 0 | 0 | 0-0 | 10 | 3 | 1 | .929 | |
| 21 Ava Carter | .167 | 16-0 | 6 | 8 | 1 | 0 | 0 | 0 | 2 | 1 | .167 | 0 | 0 | 0 | 0 | .167 | 0 | 0 | 1-1 | 0 | 0 | 0 | .000 | |
| 34 Jayden Ramos | .125 | 12-0 | 8 | 0 | 1 | 0 | 0 | 0 | 0 | 1 | .125 | 4 | 0 | 6 | 0 | .417 | 0 | 0 | 0-0 | 0 | 0 | 0 | .000 | |
| 12 Payton Burnham | .000 | 26-17 | 3 | 0 | 0 | 0 | 0 | 0 | 0 | 0 | .000 | 0 | 0 | 2 | 0 | .000 | 0 | 0 | 0-0 | 1 | 14 | 0 | 1.000 | |
| 13 Kasey Wood | .000 | 40-0 | 2 | 17 | 0 | 0 | 0 | 0 | 0 | 0 | .000 | 0 | 0 | 1 | 0 | .000 | 0 | 0 | 2-2 | 6 | 0 | 0 | 1.000 | |
| 4 Reis Beuerlein | .000 | 7-1 | 0 | 0 | 0 | 0 | 0 | 0 | 0 | 0 | .000 | 0 | 0 | 0 | 0 | .000 | 0 | 0 | 0-0 | 0 | 5 | 0 | 1.000 | |
| 99 Lexi King | .000 | 4-0 | 0 | 0 | 0 | 0 | 0 | 0 | 0 | 0 | .000 | 0 | 0 | 0 | 0 | .000 | 0 | 0 | 0-0 | 0 | 1 | 0 | 1.000 | |
| 45 Jayden Wells | .000 | 10-0 | 0 | 4 | 0 | 0 | 0 | 0 | 0 | 0 | .000 | 0 | 0 | 0 | 0 | .000 | 0 | 0 | 0-0 | 0 | 0 | 0 | .000 | |
| 15 LillieFaye McWhort | .000 | 7-3 | 0 | 0 | 0 | 0 | 0 | 0 | 0 | 0 | .000 | 0 | 0 | 0 | 0 | .000 | 0 | 0 | 0-0 | 0 | 2 | 0 | 1.000 | |
| 32 Saylor Timmerman | .000 | 27-9 | 0 | 0 | 0 | 0 | 0 | 0 | 0 | 0 | .000 | 0 | 0 | 0 | 0 | .000 | 0 | 0 | 0-0 | 1 | 9 | 3 | .769 | |
| 11 Robyn Herron | .000 | 29-22 | 0 | 0 | 0 | 0 | 0 | 0 | 0 | 0 | .000 | 0 | 0 | 0 | 0 | .000 | 0 | 0 | 0-0 | 0 | 7 | 0 | 1.000 | |
| Totals | .343 | 57 | 1455 | 437 | 499 | 94 | 5 | 78 | 400 | 837 | .575 | 240 | 38 | 193 | 9 | .444 | 16 | 14 | 33-35 | 1044 | 357 | 29 | .980 | |
| Opponents | .214 | 57 | 1295 | 151 | 277 | 49 | 1 | 44 | 139 | 460 | .355 | 127 | 22 | 336 | 26 | .294 | 4 | 9 | 12-15 | 984 | 369 | 45 | .968 | |

(All games Sorted by Earned run avg)

| Player | era | w-l | app | gs | cg | sho | sv | ip | h | r | er | bb | so | 2b | 3b | hr | b/avg | wp | hp | bk | sfa | sha |
|-----------------------|------|-------|-----|----|----|------|----|-------|-----|-----|-----|-----|-----|----|----|----|-------|----|----|----|-----|-----|
| 12 Payton Burnham | 1.86 | 13-3 | 25 | 17 | 7 | 6/3 | 3 | 98.0 | 78 | 26 | 26 | 22 | 58 | 13 | 1 | 10 | .218 | 1 | 6 | 0 | 1 | 2 |
| 11 Robyn Herron | 2.09 | 16-6 | 29 | 22 | 6 | 4/1 | 4 | 113.2 | 77 | 44 | 34 | 39 | 173 | 15 | 0 | 17 | .184 | 5 | 5 | 0 | 1 | 3 |
| 32 Saylor Timmerman | 2.96 | 11-2 | 27 | 9 | 1 | 1/0 | 0 | 73.1 | 64 | 44 | 31 | 42 | 53 | 12 | 0 | 6 | .225 | 14 | 7 | 0 | 1 | 3 |
| 15 LillieFaye McWhort | 3.50 | 2-0 | 7 | 3 | 0 | 0/2 | 0 | 14.0 | 13 | 8 | 7 | 11 | 12 | 2 | 0 | 2 | .260 | 1 | 0 | 0 | 0 | 0 |
| 4 Reis Beuerlein | 3.57 | 1-0 | 7 | 1 | 0 | 0/0 | 1 | 17.2 | 20 | 11 | 9 | 0 | 11 | 5 | 0 | 4 | .286 | 0 | 0 | 0 | 1 | 1 |
| 25 Cam Harrison | 3.80 | 3-0 | 10 | 5 | 1 | 0/1 | 1 | 27.2 | 19 | 15 | 15 | 12 | 29 | 2 | 0 | 3 | .190 | 4 | 4 | 0 | 0 | 0 |
| 99 Lexi King | 5.73 | 0-0 | 4 | 0 | 0 | 0/1 | 0 | 3.2 | 6 | 3 | 3 | 1 | 0 | 0 | 0 | 2 | .400 | 0 | 0 | 0 | 0 | 0 |
| Totals | 2.51 | 46-11 | 57 | 57 | 15 | 15/4 | 9 | 348.0 | 277 | 151 | 125 | 127 | 336 | 49 | 1 | 44 | .214 | 25 | 22 | 0 | 4 | 9 |
| Opponents | 7.98 | 11-46 | 57 | 57 | 11 | 1/0 | 2 | 328.0 | 499 | 437 | 374 | 240 | 193 | 94 | 5 | 78 | .343 | 36 | 38 | 0 | 16 | 14 |

ARKANSAS SEC ONLY SEASON STATS

**2026 Arkansas Softball Stats
Conference statistics for Arkansas (as of May 02, 2026)
(SEC games only Sorted by Batting avg)**

Record: 15-9 Home: 9-3 Away: 6-6 SEC: 15-9

| Player | avg | gp-gs | ab | r | h | 2b | 3b | hr | rbi | tb | slg% | bb | hp | so | gdp | ob% | sf | sh | sb-att | po | a | e | fld% | | |
|------------------------|------|-------|-----|-----|-----|----|----|----|-----|-----|------|----|----|-----|-----|------|----|----|--------|-----|-----|----|-------|--|--|
| 22 Dakota Kennedy | .339 | 19-19 | 56 | 13 | 19 | 4 | 0 | 5 | 18 | 38 | .679 | 10 | 1 | 13 | 0 | .448 | 0 | 0 | 0-0 | 27 | 1 | 0 | 1.000 | | |
| 6 Ella McDowell | .324 | 24-24 | 74 | 21 | 24 | 3 | 0 | 4 | 18 | 39 | .527 | 10 | 2 | 10 | 0 | .419 | 0 | 0 | 0-0 | 17 | 32 | 1 | .980 | | |
| 14 Karlie Davison | .293 | 24-24 | 58 | 10 | 17 | 0 | 0 | 2 | 10 | 23 | .397 | 6 | 3 | 14 | 0 | .382 | 1 | 2 | 0-0 | 37 | 46 | 5 | .943 | | |
| 17 Kennedy Miller | .288 | 22-21 | 52 | 3 | 15 | 1 | 0 | 1 | 8 | 19 | .365 | 4 | 2 | 6 | 1 | .350 | 2 | 3 | 0-1 | 120 | 12 | 2 | .985 | | |
| 20 Tianna Bell | .267 | 24-24 | 75 | 8 | 20 | 2 | 0 | 6 | 22 | 40 | .533 | 8 | 1 | 12 | 2 | .345 | 0 | 0 | 0-0 | 140 | 1 | 0 | 1.000 | | |
| 26 Atylia Rijo | .259 | 24-24 | 58 | 12 | 15 | 1 | 0 | 4 | 8 | 28 | .483 | 13 | 3 | 12 | 1 | .408 | 2 | 1 | 0-0 | 33 | 54 | 4 | .956 | | |
| 1 Brinli Bain | .246 | 24-24 | 65 | 14 | 16 | 4 | 0 | 2 | 9 | 26 | .400 | 21 | 1 | 9 | 0 | .437 | 0 | 0 | 0-0 | 10 | 2 | 0 | 1.000 | | |
| 23 Reagan Johnson | .244 | 24-24 | 78 | 15 | 19 | 0 | 0 | 0 | 7 | 19 | .244 | 10 | 0 | 18 | 0 | .330 | 0 | 2 | 3-3 | 43 | 0 | 0 | 1.000 | | |
| 46 Kailey Wyckoff | .215 | 24-24 | 65 | 9 | 14 | 2 | 0 | 3 | 10 | 25 | .385 | 6 | 4 | 15 | 0 | .308 | 3 | 1 | 0-0 | 26 | 0 | 0 | 1.000 | | |
| ----- | | | | | | | | | | | | | | | | | | | | | | | | | |
| 25 Cam Harrison | .286 | 6-3 | 7 | 0 | 2 | 1 | 0 | 0 | 1 | 3 | .429 | 1 | 0 | 3 | 0 | .375 | 0 | 0 | 0-0 | 0 | 1 | 0 | 1.000 | | |
| 5 Ashtyn Reichardt | .250 | 4-1 | 4 | 1 | 1 | 0 | 0 | 0 | 0 | 1 | .250 | 2 | 0 | 1 | 0 | .500 | 0 | 0 | 0-0 | 1 | 0 | 0 | 1.000 | | |
| 16 Ramsey Walker | .091 | 17-4 | 11 | 2 | 1 | 1 | 0 | 0 | 0 | 2 | .182 | 0 | 0 | 2 | 0 | .091 | 0 | 0 | 0-0 | 5 | 0 | 0 | 1.000 | | |
| 8 Kyler Del Duca | .000 | 19-1 | 1 | 3 | 0 | 0 | 0 | 0 | 0 | 0 | .000 | 1 | 0 | 1 | 0 | .500 | 0 | 0 | 0-0 | 7 | 1 | 0 | 1.000 | | |
| 12 Payton Burnham | .000 | 13-7 | 1 | 0 | 0 | 0 | 0 | 0 | 0 | 0 | .000 | 0 | 0 | 1 | 0 | .000 | 0 | 0 | 0-0 | 0 | 8 | 0 | 1.000 | | |
| 45 Jayden Wells | .000 | 4-0 | 0 | 1 | 0 | 0 | 0 | 0 | 0 | 0 | .000 | 0 | 0 | 0 | 0 | .000 | 0 | 0 | 0-0 | 0 | 0 | 0 | .000 | | |
| 21 Ava Carter | .000 | 4-0 | 0 | 2 | 0 | 0 | 0 | 0 | 0 | 0 | .000 | 0 | 0 | 0 | 0 | .000 | 0 | 0 | 0-0 | 0 | 0 | 0 | .000 | | |
| 15 LillieFaye McWhorte | .000 | 1-1 | 0 | 0 | 0 | 0 | 0 | 0 | 0 | 0 | .000 | 0 | 0 | 0 | 0 | .000 | 0 | 0 | 0-0 | 0 | 0 | 0 | .000 | | |
| 4 Reis Beuerlein | .000 | 4-0 | 0 | 0 | 0 | 0 | 0 | 0 | 0 | 0 | .000 | 0 | 0 | 0 | 0 | .000 | 0 | 0 | 0-0 | 0 | 3 | 0 | 1.000 | | |
| 13 Kasey Wood | .000 | 15-0 | 0 | 3 | 0 | 0 | 0 | 0 | 0 | 0 | .000 | 0 | 0 | 0 | 0 | .000 | 0 | 0 | 1-1 | 2 | 0 | 0 | 1.000 | | |
| 32 Saylor Timmerman | .000 | 13-3 | 0 | 0 | 0 | 0 | 0 | 0 | 0 | 0 | .000 | 0 | 0 | 0 | 0 | .000 | 0 | 0 | 0-0 | 0 | 3 | 3 | .500 | | |
| 11 Robyn Herron | .000 | 16-12 | 0 | 0 | 0 | 0 | 0 | 0 | 0 | 0 | .000 | 0 | 0 | 0 | 0 | .000 | 0 | 0 | 0-0 | 0 | 3 | 0 | 1.000 | | |
| Totals | .269 | 24 | 605 | 117 | 163 | 19 | 0 | 27 | 111 | 263 | .435 | 92 | 17 | 117 | 4 | .377 | 8 | 9 | 4-5 | 468 | 167 | 15 | .977 | | |
| Opponents | .230 | 24 | 582 | 86 | 134 | 27 | 0 | 22 | 80 | 227 | .390 | 73 | 15 | 129 | 14 | .330 | 2 | 7 | 11-12 | 461 | 169 | 10 | .984 | | |

(SEC games only Sorted by Earned run avg)

| Player | era | w-l | app | gs | cg | sho | sv | ip | h | r | er | bb | so | 2b | 3b | hr | b/avg | wp | hp | bksfa | sha | |
|------------------------|-------|------|-----|----|----|-----|----|-------|-----|-----|-----|----|-----|----|----|----|-------|----|----|-------|-----|---|
| 11 Robyn Herron | 2.20 | 6-5 | 16 | 12 | 2 | 2/1 | 3 | 57.1 | 44 | 27 | 18 | 30 | 74 | 10 | 0 | 6 | .205 | 4 | 3 | 0 | 0 | 3 |
| 12 Payton Burnham | 2.40 | 5-2 | 13 | 7 | 3 | 3/1 | 2 | 49.2 | 39 | 17 | 17 | 16 | 25 | 7 | 0 | 7 | .220 | 1 | 3 | 0 | 1 | 2 |
| 32 Saylor Timmerman | 3.38 | 4-2 | 13 | 3 | 0 | 0/0 | 0 | 37.1 | 33 | 25 | 18 | 24 | 25 | 6 | 0 | 3 | .236 | 9 | 7 | 0 | 1 | 2 |
| 4 Reis Beuerlein | 6.72 | 0-0 | 4 | 0 | 0 | 0/0 | 1 | 8.1 | 10 | 8 | 8 | 0 | 4 | 3 | 0 | 4 | .303 | 0 | 0 | 0 | 0 | 0 |
| 25 Cam Harrison | 18.00 | 0-0 | 2 | 1 | 0 | 0/0 | 0 | 2.1 | 5 | 6 | 6 | 1 | 0 | 0 | 0 | 1 | .417 | 2 | 2 | 0 | 0 | 0 |
| 15 LillieFaye McWhorte | 21.00 | 0-0 | 1 | 1 | 0 | 0/0 | 0 | 1.0 | 3 | 3 | 3 | 2 | 1 | 1 | 0 | 1 | .600 | 0 | 0 | 0 | 0 | 0 |
| Totals | 3.14 | 15-9 | 24 | 24 | 5 | 6/1 | 6 | 156.0 | 134 | 86 | 70 | 73 | 129 | 27 | 0 | 22 | .230 | 16 | 15 | 0 | 2 | 7 |
| Opponents | 4.74 | 9-15 | 24 | 24 | 7 | 1/0 | 2 | 153.2 | 163 | 117 | 104 | 92 | 117 | 19 | 0 | 27 | .269 | 12 | 17 | 0 | 8 | 9 |

ARKANSAS REGIONAL STATS

**2026 Arkansas Softball Stats
Overall Statistics for Arkansas (as of May 22, 2026)
(NCAA Tourney Stats Sorted by Batting avg)**

Record: 4-0 Home: 4-0 Away: 0-0 SEC: 0-0

| Player | avg | gp-gs | ab | r | h | 2b | 3b | hr | rbi | tb | slg% | bb | hp | so | gdp | ob% | sf | sh | sb-att | po | a | e | fld% | | |
|---------------------|------|-------|-----|----|----|----|----|----|-----|----|-------|----|----|----|-----|------|----|----|--------|----|----|---|-------|--|--|
| 1 Brinli Bain | .667 | 4-4 | 9 | 5 | 6 | 2 | 0 | 0 | 1 | 8 | .889 | 7 | 0 | 0 | 0 | .813 | 0 | 0 | 0-0 | 3 | 0 | 0 | 1.000 | | |
| 22 Dakota Kennedy | .571 | 4-4 | 14 | 3 | 8 | 2 | 0 | 2 | 10 | 16 | 1.143 | 2 | 0 | 0 | 0 | .625 | 0 | 0 | 0-0 | 0 | 0 | 0 | .000 | | |
| 14 Karlie Davison | .500 | 4-4 | 12 | 6 | 6 | 2 | 0 | 3 | 10 | 17 | 1.417 | 2 | 0 | 2 | 0 | .571 | 0 | 0 | 0-0 | 6 | 5 | 0 | 1.000 | | |
| 26 Atalyia Rijo | .500 | 4-4 | 10 | 3 | 5 | 1 | 0 | 0 | 2 | 6 | .600 | 2 | 0 | 0 | 0 | .583 | 0 | 0 | 0-0 | 3 | 6 | 1 | .900 | | |
| 23 Reagan Johnson | .400 | 4-4 | 15 | 4 | 6 | 0 | 0 | 0 | 1 | 6 | .400 | 1 | 0 | 0 | 0 | .438 | 0 | 0 | 2-2 | 7 | 0 | 0 | 1.000 | | |
| 20 Tianna Bell | .333 | 4-4 | 15 | 3 | 5 | 0 | 0 | 2 | 6 | 11 | .733 | 1 | 0 | 4 | 0 | .375 | 0 | 0 | 0-0 | 20 | 0 | 0 | 1.000 | | |
| 46 Kailey Wyckoff | .333 | 4-4 | 6 | 2 | 2 | 0 | 1 | 0 | 3 | 4 | .667 | 4 | 1 | 0 | 0 | .583 | 1 | 0 | 0-0 | 4 | 0 | 0 | 1.000 | | |
| 6 Ella McDowell | .300 | 4-4 | 10 | 7 | 3 | 1 | 0 | 0 | 3 | 4 | .400 | 5 | 0 | 0 | 0 | .533 | 0 | 1 | 0-0 | 7 | 9 | 0 | 1.000 | | |
| 17 Kennedy Miller | .182 | 4-4 | 11 | 1 | 2 | 0 | 0 | 1 | 3 | 5 | .455 | 0 | 0 | 0 | 0 | .182 | 0 | 0 | 0-0 | 17 | 0 | 0 | 1.000 | | |
| ----- | | | | | | | | | | | | | | | | | | | | | | | | | |
| 34 Jayden Ramos | .000 | 1-0 | 1 | 0 | 0 | 0 | 0 | 0 | 0 | 0 | .000 | 0 | 0 | 1 | 0 | .000 | 0 | 0 | 0-0 | 0 | 0 | 0 | .000 | | |
| 11 Robyn Herron | .000 | 2-2 | 0 | 0 | 0 | 0 | 0 | 0 | 0 | 0 | .000 | 0 | 0 | 0 | 0 | .000 | 0 | 0 | 0-0 | 0 | 0 | 0 | .000 | | |
| 32 Saylor Timmerman | .000 | 3-0 | 0 | 0 | 0 | 0 | 0 | 0 | 0 | 0 | .000 | 0 | 0 | 0 | 0 | .000 | 0 | 0 | 0-0 | 0 | 0 | 0 | .000 | | |
| 13 Kasey Wood | .000 | 3-0 | 0 | 3 | 0 | 0 | 0 | 0 | 0 | 0 | .000 | 0 | 0 | 0 | 0 | .000 | 0 | 0 | 0-0 | 0 | 0 | 0 | .000 | | |
| 21 Ava Carter | .000 | 1-0 | 0 | 1 | 0 | 0 | 0 | 0 | 0 | 0 | .000 | 0 | 0 | 0 | 0 | .000 | 0 | 0 | 0-0 | 0 | 0 | 0 | .000 | | |
| 16 Ramsey Walker | .000 | 3-0 | 0 | 2 | 0 | 0 | 0 | 0 | 0 | 0 | .000 | 0 | 0 | 0 | 0 | .000 | 0 | 0 | 0-0 | 1 | 0 | 0 | 1.000 | | |
| 8 Kyler Del Duca | .000 | 4-0 | 0 | 1 | 0 | 0 | 0 | 0 | 0 | 0 | .000 | 0 | 0 | 0 | 0 | .000 | 0 | 0 | 0-0 | 1 | 0 | 0 | 1.000 | | |
| 12 Payton Burnham | .000 | 2-2 | 0 | 0 | 0 | 0 | 0 | 0 | 0 | 0 | .000 | 0 | 0 | 0 | 0 | .000 | 0 | 0 | 0-0 | 0 | 2 | 0 | 1.000 | | |
| Totals | .417 | 4 | 103 | 41 | 43 | 8 | 1 | 8 | 39 | 77 | .748 | 24 | 1 | 7 | 0 | .527 | 1 | 1 | 2-2 | 69 | 22 | 1 | .989 | | |
| Opponents | .202 | 4 | 84 | 8 | 17 | 1 | 0 | 4 | 7 | 30 | .357 | 4 | 0 | 18 | 0 | .236 | 1 | 0 | 0-0 | 64 | 25 | 2 | .978 | | |

(NCAA Tourney Stats Sorted by Earned run avg)

| Player | era | w-l | app | gs | cg | sho | sv | ip | h | r | er | bb | so | 2b | 3b | hr | b/avg | wp | hp | bk | sfa | sha |
|---------------------|-------|-----|-----|----|----|-----|----|------|----|----|----|----|----|----|----|----|-------|----|----|----|-----|-----|
| 12 Payton Burnham | 1.56 | 1-0 | 2 | 2 | 1 | 1/0 | 0 | 9.0 | 6 | 2 | 2 | 1 | 6 | 0 | 0 | 1 | .188 | 0 | 0 | 0 | 0 | 0 |
| 32 Saylor Timmerman | 2.21 | 2-0 | 3 | 0 | 0 | 0/0 | 0 | 6.1 | 3 | 2 | 2 | 3 | 5 | 0 | 0 | 1 | .130 | 1 | 0 | 0 | 0 | 0 |
| 11 Robyn Herron | 3.65 | 1-0 | 2 | 2 | 0 | 0/0 | 0 | 7.2 | 8 | 4 | 4 | 0 | 7 | 1 | 0 | 2 | .276 | 1 | 0 | 0 | 1 | 0 |
| Totals | 2.43 | 4-0 | 4 | 4 | 1 | 1/0 | 0 | 23.0 | 17 | 8 | 8 | 4 | 18 | 1 | 0 | 4 | .202 | 2 | 0 | 0 | 1 | 0 |
| Opponents | 13.45 | 0-4 | 4 | 4 | 0 | 0/0 | 0 | 21.1 | 43 | 41 | 41 | 24 | 7 | 8 | 1 | 8 | .417 | 3 | 1 | 0 | 1 | 1 |

RESULTS

| DATE | OPPONENT | RESULT | SCORE | OVERALL | CONFERENCE | PITCHER OF RECORD | ATTENDANCE | TIME |
|----------------|--------------------------|--------|----------|---------|------------|---------------------|------------|------|
| Feb. 6, 2026 | vs Virginia | W | 17-1 (5) | 1-0-0 | 0-0-0 | Herron (W, 1-0) | 438 | 1:28 |
| Feb 6, 2026 | vs Akron | W | 9-1 (6) | 2-0-0 | 0-0-0 | Timmerman (W, 1-0) | 430 | 1:42 |
| Feb 7, 2026 | vs Virginia | L | 2-4 | 2-1-0 | 0-0-0 | Burnham (L, 0-1) | 370 | 1:55 |
| Feb 7, 2026 | at Coastal Carolina | W | 11-1 (5) | 3-1-0 | 0-0-0 | Herron (W, 1-0) | 495 | 1:55 |
| Feb 8, 2026 | vs Akron | W | 21-3 (5) | 4-1-0 | 0-0-0 | Burnham (W, 1-1) | 303 | 1:55 |
| Feb 13, 2026 | vs Wichita State | W | 10-2 (5) | 5-1-0 | 0-0-0 | Harrison (W, 1-0) | 0 | 1:51 |
| Feb 13, 2026 | vs No. 18 Clemson | W | 12-0 (5) | 6-1-0 | 0-0-0 | Herron (W, 3-0) | 0 | 1:30 |
| Feb 14, 2026 | vs. BYU | W | 11-1 (5) | 7-1-0 | 0-0-0 | Herron (W, 4-0) | 0 | 1:49 |
| Feb 15, 2026 | at Texas State | W | 9-0 (6) | 8-1-0 | 0-0-0 | Burnham (W, 2-1) | 1004 | 1:45 |
| Feb 20, 2026 | SEMO | W | 6-0 | 9-1-0 | 0-0-0 | Timmerman (W, 2-0) | 2428 | 1:43 |
| Feb 20, 2026 | NORTHWESTERN | W | 6-0 | 10-1-0 | 0-0-0 | Herron (W, 5-0) | 2428 | 1:52 |
| Feb 21, 2026 | NORTHWESTERN | W | 7-0 | 11-1-0 | 0-0-0 | Burnham (W, 3-1) | 2592 | 1:45 |
| Feb 21, 2026 | SEMO | W | 16-2 (5) | 12-1-0 | 0-0-0 | McWhorter (W, 1-0) | 2592 | 1:36 |
| Feb. 22, 2026 | Northwestern | W | 9-8 | 13-1-0 | 0-0-0 | Herron (W, 6-0) | 2389 | 2:41 |
| Feb 26, 2026 | OMAHA | W | 10-2 (5) | 14-1-0 | 0-0-0 | Herron (W, 7-0) | 2283 | 1:26 |
| Feb 27, 2026 | BOISE STATE | W | 10-1 (5) | 15-1-0 | 0-0-0 | Harrison, (W, 2-0) | 2416 | 1:38 |
| Feb 27, 2026 | CHARLOTTE | W | 14-3 (5) | 16-1-0 | 0-0-0 | Burnham (W, 4-1) | 2416 | 1:37 |
| Feb 28, 2026 | OMAHA | W | 4-2 | 17-1-0 | 0-0-0 | Timmerman (W, 3-0) | 2636 | 1:50 |
| Feb 28, 2026 | CHARLOTTE | W | 9-0 (5) | 18-1-0 | 0-0-0 | Harrison (W, 3-0) | 2636 | 1:30 |
| March 1, 2026 | KANSAS | W | 11-3 (5) | 19-1-0 | 0-0-0 | Herron (W, 8-0) | 2405 | 1:34 |
| *Mar 06, 2026 | #12 GEORGIA | L | 2-7 | 19-2-0 | 0-1-0 | Herron (L, 8-1) | 2402 | 2:16 |
| *Mar 07, 2026 | #12 GEORGIA | W | 7-6 | 20-2-0 | 1-1-0 | Burnham (W, 5-1) | 3161 | 2:16 |
| *Mar 08, 2026 | #12 GEORGIA | W | 6-0 | 21-2-0 | 2-1-0 | Herron (W, 9-1) | 2717 | 2:00 |
| Mar 09, 2026 | at Missouri State | W | 12-0 (5) | 22-2-0 | 2-1-0 | Burnham (W, 6-1) | 677 | 1:32 |
| *Mar 13, 2026 | at #4 Alabama | L | 4-1 | 22-3-0 | 2-2-0 | Herron (L, 9-2) | 3201 | 1:54 |
| *Mar 14, 2026 | at #4 Alabama | W | 14-9 | 23-3-0 | 3-2-0 | Timmerman (W, 4-0) | 3505 | 2:54 |
| *Mar 15, 2026 | at #4 Alabama | L | 4-1 | 23-4-0 | 3-3-0 | Burnham (L, 6-2) | 3242 | 1:53 |
| Mar 17, 2026 | Central Arkansas | W | 10-2 (5) | 24-4-0 | 3-3-0 | Beuerlein (W, 1-0) | 2614 | 1:33 |
| Mar 20, 2026 | UConn | W | 12-4 (6) | 25-4-0 | 3-3-0 | McWhorter (W, 2-0) | 2530 | 2:17 |
| Mar 21, 2026 | UConn | W | 10-2 (6) | 26-4-0 | 3-3-0 | Burnham (W, 7-2) | 3088 | 1:23 |
| Mar 22, 2026 | UConn | W | 9-4 | 27-4-0 | 3-3-0 | Timmerman (W, 5-0) | 2468 | 2:10 |
| Mar 24, 2026 | at Central Arkansas | W | 11-2 (6) | 28-4-0 | 3-3-0 | Timmerman (W, 6-0) | 1455 | 2:09 |
| * Mar 27, 2026 | #5 FLORIDA | W | 6-2 | 29-4-0 | 4-3-0 | Herron (W, 10-2) | 2924 | 2:12 |
| * Mar 28, 2026 | #5 FLORIDA | L | 12-6 | 29-5-0 | 4-4-0 | Burnham (7-3) | 3718 | 2:22 |
| * Mar 29, 2026 | #5 FLORIDA | W | 6-4 | 30-5-0 | 5-4-0 | Timmerman (W, 7-0) | 2842 | 2:04 |
| * Apr 04, 2026 | AUBURN | W | 10-0 (5) | 31-5-0 | 6-4-0 | Herron (W, 11-2) | 2713 | 1:42 |
| * Apr 05, 2026 | AUBURN | W | 4-0 | 32-5-0 | 7-4-0 | Burnham (W, 8-3) | 2620 | 1:42 |
| * Apr 06, 2026 | AUBURN | W | 4-1 | 33-5-0 | 8-4-0 | Timmerman (W, 8-0) | 2566 | 2:05 |
| * Apr 10, 2026 | at #13 Mississippi State | L | 0-1 | 33-6-0 | 8-5-0 | Herron (L, 11-3) | 837 | 1:49 |
| * Apr 11, 2026 | at #13 Mississippi State | W | 8-0 (5) | 34-6-0 | 9-5-0 | Burnham (9-3) | 1081 | 1:28 |
| * Apr 12, 2026 | at #13 Mississippi State | W | 10-3 | 35-6-0 | 10-5-0 | Herron (W, 12-3) | 760 | 2:19 |
| * Apr 17, 2026 | at #1 Oklahoma | L | 8-7 | 35-7-0 | 10-6-0 | Timmerman (L, 8-1) | 4468 | 2:36 |
| * Apr 18, 2026 | at #1 Oklahoma | W | 3-2 | 36-7-0 | 11-6-0 | Burnham (W, 10-3) | 4526 | 1:56 |
| * Apr 19, 2026 | at #1 Oklahoma | L | 1-11 (5) | 36-8-0 | 11-7-0 | Herron (L, 12-4) | 4523 | 1:49 |
| Apr 22, 2026 | at Tulsa | W | 7-2 | 37-8-0 | 11-7-0 | Herron (W, 13-4) | 544 | 2:17 |
| *Apr 24, 2026 | MISSOURI | W | 4-0 | 38-8-0 | 12-7-0 | Burnham (W, 11-3) | 2982 | 1:53 |
| *Apr 25, 2026 | MISSOURI | W | 9-2 | 39-8-0 | 13-7-0 | Herron (W, 14-4) | 3668 | 2:21 |
| *Apr 26, 2026 | MISSOURI | L | 3-1 | 39-9-0 | 13-8-0 | Timmerman (L, 8-2) | 2995 | 2:10 |
| *Apr 30, 2026 | at #5/7 Texas | W | 2-0 | 40-9-0 | 14-8-0 | Herron (W, 15-4) | 2375 | 2:04 |
| *May 1, 2026 | at #5/7 Texas | W | 4-3 | 41-9-0 | 15-8-0 | Timmerman (W, 9-2) | 2037 | 2:09 |
| *May 02, 2026 | at #5/7 Texas | L | 1-4 | 41-10-0 | 15-9-0 | Herron (L, 15-5) | 2300 | 2:00 |
| May 06, 2026 | vs #10 Mississippi State | W | 3-0 | 42-10-0 | 15-9-0 | Burnham (W, 12-3) | 1,538 | 1:32 |
| May 07, 2026 | vs #2 Alabama | L | 1-7 | 42-11-0 | 15-9-0 | Herron (L, 15-6) | 1978 | 1:59 |
| May 15, 2026 | FORDHAM | W | 8-0 (6) | 43-11-0 | 15-9-0 | Burnham (W, 13-3) | 2,638 | 1:37 |
| May 16, 2026 | USF | W | 9-1 (6) | 44-11-0 | 15-9-0 | Herron (W, 16-6) | 2707 | 2:00 |
| May 17, 2026 | USF | W | 10-2 (6) | 45-11-0 | 15-9-0 | Timmerman (W, 10-2) | 2644 | 1:57 |
| May 22, 2026 | #12 DUKE | W | 14-5 (5) | 46-11-0 | 15-9-0 | Timmerman (W, 11-2) | 3196 | 2:15 |

* = Conference game

() extra inning or run-rule game

ARKANSAS GAME-BY-GAME TEAM STATS

BATTING

| Date | Opponent | ab | r | h | rbi | 2b | 3b | hr | tb | bb | ibb | sb | cs | hbp | sac | sf | gdp | k | po | a | e | lob | avg |
|---------------|----------------------|-------------|------------|------------|------------|-----------|----------|-----------|------------|------------|----------|-----------|----------|-----------|-----------|-----------|----------|------------|-------------|------------|-----------|------------|-------------|
| Feb 06 | vs Virginia | 30 | 17 | 14 | 15 | 3 | 0 | 1 | 22 | 6 | 0 | 0 | 0 | 1 | 0 | 0 | 1 | 3 | 15 | 3 | 0 | 5 | .466 |
| Feb 06 | vs Akron | 27 | 9 | 11 | 8 | 3 | 0 | 0 | 14 | 9 | 0 | 1 | 0 | 0 | 0 | 1 | 0 | 0 | 18 | 7 | 1 | 12 | .456 |
| Feb 07 | vs Virginia | 26 | 2 | 5 | 2 | 1 | 0 | 0 | 6 | 0 | 0 | 0 | 0 | 0 | 0 | 0 | 0 | 7 | 21 | 7 | 0 | 3 | .373 |
| Feb 07 | at Coastal Carolina | 27 | 11 | 11 | 8 | 2 | 0 | 1 | 16 | 2 | 0 | 1 | 0 | 0 | 0 | 0 | 0 | 5 | 15 | 4 | 1 | 3 | .382 |
| Feb 13 | vs Wichita State | 28 | 10 | 14 | 9 | 5 | 0 | 2 | 25 | 3 | 0 | 3 | 0 | 0 | 0 | 1 | 0 | 3 | 15 | 6 | 0 | 7 | .427 |
| Feb 13 | vs Clemson | 20 | 12 | 9 | 12 | 0 | 0 | 2 | 15 | 7 | 0 | 2 | 0 | 1 | 0 | 0 | 0 | 3 | 15 | 2 | 0 | 4 | .429 |
| Feb 14 | vs BYU | 23 | 11 | 10 | 10 | 1 | 0 | 1 | 14 | 6 | 0 | 1 | 0 | 1 | 0 | 1 | 0 | 0 | 15 | 8 | 0 | 8 | .430 |
| Feb 15 | at Texas State | 30 | 9 | 13 | 9 | 4 | 0 | 3 | 26 | 2 | 0 | 1 | 0 | 2 | 1 | 0 | 0 | 4 | 18 | 8 | 0 | 8 | .430 |
| Feb 20 | SEMO | 23 | 6 | 6 | 6 | 0 | 0 | 0 | 6 | 7 | 0 | 3 | 0 | 2 | 0 | 1 | 0 | 3 | 21 | 6 | 0 | 9 | .416 |
| Feb 20 | NORTHWESTERN | 28 | 6 | 8 | 5 | 6 | 0 | 0 | 14 | 3 | 0 | 0 | 0 | 0 | 0 | 0 | 0 | 6 | 21 | 5 | 0 | 7 | .403 |
| Feb 21 | NORTHWESTERN | 29 | 7 | 9 | 5 | 2 | 0 | 2 | 17 | 0 | 0 | 0 | 0 | 0 | 0 | 0 | 0 | 0 | 21 | 5 | 0 | 4 | .395 |
| Feb 21 | SEMO | 25 | 16 | 13 | 16 | 5 | 1 | 1 | 23 | 6 | 0 | 1 | 0 | 0 | 0 | 1 | 0 | 3 | 15 | 5 | 0 | 4 | .404 |
| Feb 22 | NORTHWESTERN | 28 | 9 | 11 | 6 | 3 | 0 | 2 | 20 | 3 | 0 | 0 | 0 | 2 | 1 | 0 | 1 | 2 | 21 | 5 | 0 | 7 | .403 |
| Feb 26 | OMAHA | 23 | 10 | 11 | 9 | 1 | 0 | 4 | 24 | 2 | 0 | 1 | 0 | 1 | 0 | 0 | 0 | 6 | 15 | 3 | 0 | 4 | .407 |
| Feb 27 | BOISE STATE | 23 | 10 | 11 | 10 | 2 | 1 | 1 | 18 | 3 | 0 | 1 | 0 | 0 | 0 | 1 | 0 | 0 | 15 | 6 | 0 | 3 | .411 |
| Feb 27 | CHARLOTTE | 20 | 14 | 9 | 13 | 1 | 0 | 1 | 13 | 8 | 0 | 0 | 1 | 0 | 0 | 0 | 1 | 0 | 15 | 6 | 1 | 2 | .413 |
| Feb 28 | OMAHA | 24 | 4 | 6 | 4 | 0 | 0 | 2 | 12 | 5 | 0 | 1 | 0 | 0 | 0 | 0 | 0 | 1 | 21 | 8 | 0 | 7 | .405 |
| Feb 28 | CHARLOTTE | 23 | 9 | 9 | 6 | 2 | 0 | 1 | 14 | 4 | 0 | 0 | 0 | 1 | 0 | 0 | 0 | 1 | 15 | 5 | 0 | 7 | .404 |
| Mar 01 | KANSAS | 22 | 11 | 11 | 10 | 2 | 0 | 4 | 25 | 4 | 0 | 0 | 0 | 0 | 0 | 0 | 0 | 0 | 15 | 3 | 0 | 2 | .408 |
| *Mar 06 | GEORGIA | 26 | 2 | 6 | 2 | 1 | 0 | 1 | 10 | 4 | 0 | 0 | 0 | 1 | 0 | 0 | 1 | 8 | 21 | 13 | 1 | 8 | .400 |
| *Mar 07 | GEORGIA | 23 | 7 | 7 | 7 | 1 | 0 | 1 | 11 | 10 | 0 | 0 | 1 | 2 | 0 | 1 | 0 | 3 | 21 | 9 | 0 | 11 | .396 |
| *Mar 08 | GEORGIA | 30 | 6 | 11 | 6 | 0 | 0 | 2 | 17 | 3 | 0 | 0 | 0 | 1 | 0 | 0 | 0 | 4 | 21 | 4 | 0 | 10 | .394 |
| Mar 09 | at Missouri State | 25 | 12 | 11 | 11 | 3 | 0 | 2 | 20 | 3 | 0 | 1 | 0 | 0 | 0 | 0 | 0 | 3 | 15 | 10 | 0 | 1 | .396 |
| *Mar 13 | at Alabama | 22 | 1 | 3 | 1 | 1 | 0 | 0 | 4 | 0 | 0 | 0 | 0 | 1 | 1 | 1 | 0 | 14 | 18 | 4 | 1 | 3 | .387 |
| *Mar 14 | at Alabama | 35 | 14 | 12 | 13 | 3 | 0 | 4 | 27 | 6 | 0 | 0 | 0 | 2 | 0 | 0 | 0 | 8 | 21 | 14 | 2 | 8 | .385 |
| *Mar 15 | at Alabama | 27 | 1 | 6 | 1 | 0 | 0 | 1 | 9 | 2 | 0 | 0 | 0 | 0 | 0 | 0 | 0 | 10 | 18 | 4 | 2 | 7 | .379 |
| Mar 17 | UCA | 18 | 10 | 8 | 8 | 0 | 0 | 0 | 8 | 6 | 0 | 0 | 0 | 1 | 1 | 1 | 1 | 0 | 15 | 7 | 1 | 5 | .380 |
| Mar 20 | UCONN | 29 | 12 | 14 | 11 | 3 | 1 | 2 | 25 | 3 | 0 | 1 | 0 | 1 | 0 | 0 | 1 | 0 | 18 | 3 | 0 | 5 | .384 |
| Mar 21 | UCONN | 28 | 10 | 12 | 10 | 3 | 1 | 0 | 17 | 4 | 0 | 1 | 0 | 2 | 0 | 0 | 0 | 4 | 18 | 8 | 0 | 8 | .386 |
| Mar 22 | UCONN | 24 | 9 | 6 | 8 | 2 | 0 | 1 | 11 | 9 | 1 | 4 | 0 | 1 | 0 | 0 | 0 | 1 | 21 | 5 | 3 | 7 | .382 |
| Mar 24 | at UCA | 31 | 11 | 13 | 10 | 6 | 0 | 3 | 28 | 6 | 0 | 1 | 0 | 0 | 0 | 0 | 0 | 2 | 18 | 9 | 0 | 8 | .383 |
| *Mar 27 | FLORIDA | 26 | 6 | 10 | 6 | 1 | 0 | 0 | 11 | 5 | 0 | 0 | 0 | 0 | 1 | 1 | 0 | 2 | 21 | 9 | 2 | 9 | .383 |
| *Mar 28 | FLORIDA | 26 | 6 | 6 | 6 | 1 | 0 | 2 | 13 | 5 | 0 | 0 | 0 | 1 | 0 | 0 | 1 | 3 | 21 | 12 | 1 | 5 | .379 |
| *Mar 29 | FLORIDA | 25 | 6 | 5 | 6 | 0 | 0 | 2 | 11 | 5 | 0 | 0 | 0 | 1 | 0 | 0 | 0 | 7 | 21 | 5 | 0 | 5 | .374 |
| *Apr 04 | AUBURN | 19 | 10 | 8 | 8 | 0 | 0 | 1 | 11 | 6 | 0 | 1 | 0 | 0 | 1 | 1 | 0 | 4 | 15 | 4 | 1 | 5 | .375 |
| *Apr 05 | AUBURN | 24 | 4 | 6 | 4 | 0 | 0 | 3 | 15 | 0 | 0 | 0 | 0 | 1 | 0 | 0 | 0 | 1 | 21 | 11 | 0 | 3 | .372 |
| *Apr 06 | AUBURN | 25 | 4 | 8 | 4 | 1 | 0 | 3 | 18 | 3 | 0 | 1 | 0 | 0 | 1 | 0 | 0 | 4 | 21 | 7 | 1 | 7 | .370 |
| *Apr 10 | at Mississippi State | 22 | 0 | 2 | 0 | 1 | 0 | 0 | 3 | 2 | 0 | 0 | 0 | 1 | 1 | 0 | 1 | 3 | 18 | 7 | 0 | 5 | .364 |
| *Apr 11 | at Mississippi State | 22 | 8 | 8 | 8 | 1 | 0 | 1 | 12 | 4 | 0 | 0 | 0 | 0 | 0 | 0 | 0 | 3 | 15 | 7 | 0 | 3 | .364 |
| *Apr 12 | at Mississippi State | 33 | 10 | 13 | 9 | 1 | 0 | 2 | 20 | 8 | 0 | 1 | 0 | 2 | 0 | 1 | 0 | 5 | 21 | 3 | 0 | 13 | .365 |
| *Apr 17 | at Oklahoma | 27 | 7 | 8 | 7 | 1 | 0 | 2 | 15 | 4 | 0 | 0 | 0 | 0 | 1 | 0 | 1 | 3 | 18 | 3 | 1 | 4 | .363 |
| *Apr 18 | at Oklahoma | 25 | 3 | 4 | 3 | 1 | 0 | 1 | 8 | 2 | 0 | 0 | 0 | 1 | 0 | 0 | 0 | 1 | 21 | 6 | 1 | 4 | .359 |
| *Apr 19 | at Oklahoma | 20 | 1 | 6 | 1 | 0 | 0 | 0 | 6 | 3 | 0 | 0 | 0 | 0 | 0 | 0 | 0 | 7 | 12 | 4 | 0 | 7 | .358 |
| Apr 22 | at Tulsa | 32 | 7 | 11 | 7 | 3 | 0 | 1 | 17 | 5 | 0 | 1 | 0 | 1 | 0 | 0 | 0 | 3 | 21 | 5 | 1 | 10 | .357 |
| *Apr 24 | MISSOURI | 23 | 4 | 8 | 4 | 0 | 0 | 0 | 8 | 4 | 0 | 0 | 0 | 0 | 0 | 2 | 0 | 1 | 21 | 7 | 0 | 7 | .357 |
| *Apr 25 | MISSOURI | 26 | 9 | 9 | 9 | 1 | 0 | 0 | 10 | 6 | 0 | 0 | 0 | 0 | 1 | 0 | 0 | 1 | 21 | 6 | 0 | 6 | .357 |
| *Apr 26 | MISSOURI | 24 | 1 | 6 | 1 | 2 | 0 | 0 | 8 | 4 | 0 | 0 | 0 | 1 | 1 | 1 | 0 | 3 | 21 | 9 | 0 | 9 | .355 |
| *Apr 30 | at Texas | 22 | 2 | 3 | 2 | 1 | 0 | 0 | 4 | 3 | 0 | 0 | 0 | 2 | 1 | 0 | 0 | 4 | 21 | 8 | 0 | 5 | .351 |
| *May 01 | at Texas | 28 | 4 | 4 | 2 | 0 | 0 | 0 | 4 | 2 | 0 | 0 | 0 | 0 | 0 | 0 | 0 | 8 | 21 | 6 | 0 | 5 | .346 |
| *May 02 | at Texas | 25 | 1 | 4 | 1 | 1 | 0 | 1 | 8 | 1 | 0 | 0 | 0 | 0 | 0 | 0 | 0 | 10 | 18 | 5 | 2 | 4 | .343 |
| May 06 | vs Mississippi State | 24 | 3 | 6 | 3 | 1 | 0 | 2 | 13 | 1 | 0 | 0 | 0 | 0 | 0 | 0 | 0 | 2 | 21 | 7 | 1 | 4 | .341 |
| May 07 | vs Alabama | 24 | 1 | 3 | 0 | 0 | 0 | 0 | 3 | 2 | 0 | 0 | 0 | 0 | 1 | 0 | 0 | 7 | 18 | 7 | 3 | 5 | .337 |
| May 15 | FORDHAM | 27 | 8 | 11 | 8 | 0 | 0 | 3 | 20 | 4 | 0 | 1 | 0 | 0 | 0 | 1 | 0 | 1 | 18 | 6 | 0 | 7 | .339 |
| May 16 | USF | 25 | 9 | 9 | 9 | 1 | 1 | 1 | 15 | 6 | 0 | 0 | 0 | 1 | 1 | 0 | 0 | 4 | 18 | 5 | 1 | 6 | .339 |
| May 17 | USF | 26 | 10 | 11 | 10 | 6 | 0 | 1 | 20 | 6 | 0 | 1 | 0 | 0 | 0 | 0 | 0 | 1 | 18 | 8 | 0 | 6 | .341 |
| May 22 | DUKE | 25 | 14 | 12 | 12 | 1 | 0 | 3 | 22 | 8 | 0 | 0 | 0 | 0 | 0 | 0 | 0 | 1 | 15 | 3 | 0 | 6 | .343 |
| Totals | | 1455 | 437 | 499 | 400 | 94 | 5 | 78 | 837 | 240 | 1 | 33 | 2 | 38 | 14 | 16 | 9 | 193 | 1044 | 357 | 29 | 342 | .343 |

ARKANSAS GAME-BY-GAME TEAM STATS

PITCHING

| Date | Opponent | ip | h | r | er | bb | so | 2b | 3b | hr | wp | bk | hbp | dp | ibb | score | w-l | sv | era |
|---------------|----------------------|--------------|------------|------------|------------|------------|------------|-----------|----------|-----------|-----------|----------|-----------|-----------|----------|----------------|--------------|----------|-------------|
| Feb 06 | vs Virginia | 5.0 | 3 | 1 | 1 | 1 | 6 | 1 | 0 | 1 | 1 | 0 | 0 | 0 | 0 | 17-1 | 1-0 | 0 | 1.40 |
| Feb 06 | vs Akron | 6.0 | 2 | 1 | 0 | 2 | 5 | 0 | 0 | 0 | 0 | 0 | 1 | 1 | 0 | 9-1 | 2-0 | 1 | 0.64 |
| Feb 07 | vs Virginia | 7.0 | 7 | 4 | 4 | 2 | 6 | 1 | 0 | 1 | 0 | 0 | 0 | 1 | 0 | 2-4 | 2-1 | 1 | 1.94 |
| Feb 07 | at Coastal Carolina | 5.0 | 2 | 1 | 1 | 0 | 11 | 2 | 0 | 0 | 0 | 0 | 0 | 0 | 0 | 11-1 | 3-1 | 1 | 1.83 |
| Feb 13 | vs Wichita State | 5.0 | 2 | 2 | 2 | 3 | 7 | 0 | 0 | 2 | 0 | 0 | 1 | 2 | 0 | 10-2 | 5-1 | 1 | 2.33 |
| Feb 13 | vs Clemson | 5.0 | 1 | 0 | 0 | 2 | 11 | 0 | 0 | 0 | 0 | 0 | 0 | 0 | 0 | 12-0 | 6-1 | 1 | 2.03 |
| Feb 14 | vs BYU | 5.0 | 4 | 1 | 1 | 2 | 5 | 2 | 0 | 0 | 1 | 0 | 0 | 0 | 0 | 11-1 | 7-1 | 1 | 1.95 |
| Feb 15 | at Texas State | 6.0 | 6 | 0 | 0 | 1 | 3 | 0 | 0 | 0 | 0 | 0 | 0 | 0 | 0 | 9-0 | 8-1 | 1 | 1.71 |
| Feb 20 | SEMO | 7.0 | 2 | 0 | 0 | 3 | 11 | 0 | 0 | 0 | 0 | 0 | 0 | 0 | 0 | 6-0 | 9-1 | 1 | 1.50 |
| Feb 20 | NORTHWESTERN | 7.0 | 0 | 0 | 0 | 1 | 12 | 0 | 0 | 0 | 0 | 0 | 1 | 0 | 0 | 6-0 | 10-1 | 1 | 1.33 |
| Feb 21 | NORTHWESTERN | 7.0 | 5 | 0 | 0 | 1 | 7 | 0 | 0 | 0 | 0 | 0 | 2 | 1 | 0 | 7-0 | 11-1 | 1 | 1.20 |
| Feb 21 | SEMO | 5.0 | 3 | 2 | 2 | 5 | 3 | 0 | 0 | 0 | 0 | 0 | 0 | 2 | 0 | 16-2 | 12-1 | 1 | 1.31 |
| Feb 22 | NORTHWESTERN | 7.0 | 11 | 8 | 7 | 5 | 9 | 2 | 0 | 2 | 0 | 0 | 0 | 0 | 0 | 9-8 | 13-1 | 1 | 1.79 |
| Feb 26 | OMAHA | 5.0 | 2 | 2 | 2 | 1 | 11 | 0 | 0 | 2 | 0 | 0 | 0 | 0 | 0 | 10-2 | 14-1 | 1 | 1.85 |
| Feb 27 | BOISE STATE | 5.0 | 1 | 1 | 1 | 1 | 7 | 0 | 0 | 1 | 1 | 0 | 0 | 0 | 0 | 10-1 | 15-1 | 1 | 1.83 |
| Feb 27 | CHARLOTTE | 5.0 | 9 | 3 | 2 | 1 | 2 | 1 | 0 | 0 | 0 | 0 | 0 | 2 | 0 | 14-3 | 16-1 | 1 | 1.88 |
| Feb 28 | OMAHA | 7.0 | 10 | 2 | 2 | 2 | 7 | 1 | 0 | 1 | 0 | 0 | 1 | 1 | 0 | 4-2 | 17-1 | 2 | 1.88 |
| Feb 28 | CHARLOTTE | 5.0 | 2 | 0 | 0 | 0 | 1 | 0 | 0 | 0 | 0 | 0 | 0 | 1 | 0 | 9-0 | 18-1 | 2 | 1.80 |
| Mar 01 | KANSAS | 5.0 | 4 | 3 | 3 | 3 | 7 | 3 | 0 | 0 | 1 | 0 | 0 | 0 | 0 | 11-3 | 19-1 | 2 | 1.90 |
| *Mar 06 | GEORGIA | 7.0 | 12 | 7 | 6 | 5 | 3 | 1 | 0 | 2 | 3 | 0 | 0 | 2 | 0 | 2-7 | 19-2 | 2 | 2.14 |
| *Mar 07 | GEORGIA | 7.0 | 10 | 6 | 6 | 0 | 1 | 1 | 0 | 2 | 0 | 0 | 1 | 1 | 0 | 7-6 | 20-2 | 3 | 2.35 |
| *Mar 08 | GEORGIA | 7.0 | 3 | 0 | 0 | 3 | 10 | 1 | 0 | 0 | 1 | 0 | 1 | 1 | 0 | 6-0 | 21-2 | 3 | 2.23 |
| Mar 09 | at Missouri State | 5.0 | 4 | 0 | 0 | 0 | 3 | 1 | 0 | 0 | 0 | 0 | 1 | 2 | 0 | 12-0 | 22-2 | 3 | 2.15 |
| *Mar 13 | at Alabama | 6.0 | 4 | 4 | 3 | 5 | 6 | 1 | 0 | 0 | 1 | 0 | 1 | 0 | 2 | 1-4 | 22-3 | 3 | 2.21 |
| *Mar 14 | at Alabama | 7.0 | 6 | 9 | 6 | 7 | 4 | 0 | 0 | 0 | 3 | 0 | 2 | 2 | 0 | 14-9 | 23-3 | 3 | 2.38 |
| *Mar 15 | at Alabama | 6.0 | 6 | 4 | 4 | 4 | 3 | 1 | 0 | 1 | 1 | 0 | 0 | 0 | 0 | 1-4 | 23-4 | 3 | 2.47 |
| Mar 20 | UCONN | 6.0 | 6 | 4 | 4 | 6 | 6 | 0 | 0 | 1 | 2 | 0 | 0 | 1 | 0 | 12-4 | 25-4 | 3 | 2.51 |
| Mar 21 | UCONN | 6.0 | 3 | 2 | 2 | 0 | 5 | 1 | 0 | 1 | 0 | 0 | 0 | 0 | 0 | 10-2 | 26-4 | 3 | 2.51 |
| Mar 22 | UCONN | 7.0 | 5 | 4 | 0 | 0 | 9 | 1 | 0 | 0 | 0 | 0 | 0 | 0 | 0 | 9-4 | 27-4 | 3 | 2.41 |
| Mar 24 | at UCA | 6.0 | 6 | 2 | 2 | 2 | 3 | 1 | 1 | 0 | 1 | 0 | 0 | 1 | 0 | 11-2 | 28-4 | 4 | 2.41 |
| *Mar 27 | FLORIDA | 7.0 | 3 | 2 | 1 | 3 | 9 | 1 | 0 | 0 | 0 | 0 | 0 | 1 | 0 | 6-2 | 29-4 | 5 | 2.36 |
| *Mar 28 | FLORIDA | 7.0 | 15 | 12 | 8 | 5 | 5 | 6 | 0 | 4 | 1 | 0 | 0 | 1 | 0 | 6-12 | 29-5 | 5 | 2.55 |
| *Mar 29 | FLORIDA | 7.0 | 6 | 4 | 4 | 5 | 6 | 1 | 0 | 1 | 1 | 0 | 0 | 1 | 0 | 6-4 | 30-5 | 5 | 2.60 |
| *Apr 04 | AUBURN | 5.0 | 2 | 0 | 0 | 3 | 8 | 1 | 0 | 0 | 0 | 0 | 0 | 0 | 0 | 10-0 | 31-5 | 5 | 2.54 |
| *Apr 05 | AUBURN | 7.0 | 2 | 0 | 0 | 4 | 5 | 0 | 0 | 0 | 0 | 0 | 2 | 3 | 0 | 4-0 | 32-5 | 5 | 2.46 |
| *Apr 06 | AUBURN | 7.0 | 2 | 1 | 0 | 2 | 4 | 0 | 0 | 0 | 0 | 0 | 3 | 1 | 0 | 4-1 | 33-5 | 6 | 2.38 |
| *Apr 10 | at Mississippi State | 6.0 | 5 | 1 | 0 | 3 | 7 | 2 | 0 | 0 | 0 | 0 | 1 | 0 | 0 | 0-1 | 33-6 | 6 | 2.32 |
| *Apr 11 | at Mississippi State | 5.0 | 1 | 0 | 0 | 1 | 1 | 1 | 0 | 0 | 0 | 0 | 0 | 1 | 0 | 8-0 | 34-6 | 6 | 2.28 |
| *Apr 12 | at Mississippi State | 7.0 | 4 | 3 | 3 | 3 | 6 | 1 | 0 | 1 | 0 | 0 | 0 | 2 | 0 | 10-3 | 35-6 | 7 | 2.30 |
| *Apr 17 | at Oklahoma | 6.0 | 8 | 8 | 6 | 5 | 5 | 2 | 0 | 1 | 1 | 0 | 2 | 0 | 0 | 7-8 | 35-7 | 7 | 2.41 |
| *Apr 18 | at Oklahoma | 7.0 | 4 | 2 | 2 | 0 | 5 | 0 | 0 | 2 | 0 | 0 | 0 | 1 | 0 | 3-2 | 36-7 | 8 | 2.40 |
| *Apr 19 | at Oklahoma | 4.0 | 9 | 11 | 1 | 1 | 3 | 6 | 2 | 0 | 4 | 2 | 0 | 1 | 1 | 1-11 | 36-8 | 8 | 2.65 |
| Apr 22 | at Tulsa | 7.0 | 4 | 2 | 2 | 0 | 13 | 1 | 0 | 1 | 0 | 0 | 0 | 0 | 0 | 7-2 | 37-8 | 8 | 2.63 |
| *Apr 24 | MISSOURI | 7.0 | 4 | 0 | 0 | 2 | 4 | 0 | 0 | 0 | 0 | 0 | 0 | 0 | 0 | 4-0 | 38-8 | 8 | 2.57 |
| *Apr 25 | MISSOURI | 7.0 | 4 | 2 | 2 | 2 | 5 | 1 | 0 | 1 | 1 | 0 | 0 | 0 | 0 | 9-2 | 39-8 | 9 | 2.55 |
| *Apr 26 | MISSOURI | 7.0 | 7 | 3 | 3 | 1 | 3 | 1 | 0 | 1 | 0 | 0 | 1 | 1 | 0 | 1-3 | 39-9 | 9 | 2.57 |
| *Apr 30 | at Texas | 7.0 | 4 | 0 | 0 | 0 | 8 | 1 | 0 | 0 | 0 | 0 | 0 | 0 | 0 | 2-0 | 40-9 | 9 | 2.51 |
| *May 01 | at Texas | 7.0 | 5 | 3 | 3 | 4 | 8 | 0 | 0 | 1 | 1 | 0 | 0 | 0 | 0 | 4-3 | 41-9 | 9 | 2.52 |
| *May 02 | at Texas | 6.0 | 7 | 4 | 2 | 3 | 7 | 1 | 0 | 1 | 0 | 0 | 0 | 1 | 1 | 1-4 | 41-10 | 9 | 2.51 |
| May 06 | vs Mississippi State | 7.0 | 3 | 0 | 0 | 1 | 2 | 1 | 0 | 0 | 0 | 0 | 0 | 0 | 0 | 3-0 | 42-10 | 9 | 2.46 |
| May 07 | vs Alabama | 6.0 | 8 | 7 | 5 | 2 | 8 | 1 | 0 | 4 | 0 | 0 | 0 | 0 | 0 | 1-7 | 42-11 | 9 | 2.52 |
| May 15 | FORDHAM | 6.0 | 3 | 0 | 0 | 0 | 6 | 0 | 0 | 0 | 0 | 0 | 0 | 0 | 0 | 8-0 | 43-11 | 9 | 2.47 |
| May 16 | USF | 6.0 | 4 | 1 | 1 | 0 | 4 | 1 | 0 | 0 | 1 | 0 | 0 | 1 | 0 | 9-1 | 44-11 | 9 | 2.45 |
| May 17 | USF | 6.0 | 3 | 2 | 2 | 1 | 4 | 0 | 0 | 1 | 0 | 0 | 0 | 1 | 0 | 10-2 | 45-11 | 9 | 2.45 |
| May 22 | DUKE | 5.0 | 7 | 5 | 5 | 3 | 4 | 0 | 0 | 3 | 1 | 0 | 0 | 0 | 0 | 14-5 | 46-11 | 9 | 2.51 |
| Totals | | 348.0 | 277 | 151 | 125 | 127 | 336 | 49 | 1 | 44 | 25 | 0 | 22 | 37 | 3 | 437-151 | 46-11 | 9 | 2.51 |

HOME RUN TRACKER

| # | DATE | PLAYER | OPPONENT | SITE | # OF RUNS | INNING | LINEUP SPOT | GAME RESULT |
|----|----------------|-------------------|-----------------------|-------------------|-----------|--------|-------------|-------------|
| 1 | Feb. 6, 2026 | Ella McDowell | vs. Virginia | Conway, S.C. | 2 | 1 | 3 | W, 17-1 (5) |
| 2 | Feb. 7, 2026 | Ramsey Walker* | at Coastal Carolina | Conway, S.C. | 3 | 5 | 9* | W, 11-1 (5) |
| 3 | Feb. 8, 2026 | Kennedy Miller+ | vs. Akron | Conway, S.C. | 4 | 1 | 8 | W, 21-3 (5) |
| 4 | Feb. 8, 2026 | Dakota Kennedy | vs. Akron | Conway, S.C. | 1 | 2 | 1 | W, 21-3 (5) |
| 5 | Feb. 8, 2026 | Ashtyn Reichardt! | vs. Akron | Conway, S.C. | 3 | 5 | 6 | W, 21-3 (5) |
| 6 | Feb. 8, 2026 | Atalyia Rijo! | vs. Akron | Conway, S.C. | 1 | 5 | 7 | W, 21-3 (5) |
| 7 | Feb. 13, 2026 | Atalyia Rijo! | vs. Wichita State | San Marcos, Texas | 3 | 3 | 8 | W, 10-2 (5) |
| 8 | Feb. 13, 2026 | Karlie Davison! | vs. Wichita State | San Marcos, Texas | 1 | 3 | 9 | W, 10-2 (5) |
| 9 | Feb. 13, 2026 | Ella McDowell | vs. No. 18 Clemson | San Marcos, Texas | 3 | 1 | 3 | W, 12-0 (5) |
| 10 | Feb. 13, 2026 | Tianna Bell | vs. No. 18 Clemson | San Marcos, Texas | 2 | 3 | 4 | W, 12-0 (5) |
| 11 | Feb. 14, 2026 | Tianna Bell^ | vs. BYU | San Marcos, Texas | 3 | 5 | 4 | W, 11-1 (5) |
| 12 | Feb. 15, 2026 | Tianna Bell | at Texas State | San Marcos, Texas | 1 | 2 | 4 | W, 9-0 (6) |
| 13 | Feb. 15, 2026 | Ella McDowell | at Texas State | San Marcos, Texas | 1 | 2 | 3 | W, 9-0 (6) |
| 14 | Feb. 15, 2026 | Tianna Bell | at Texas State | San Marcos, Texas | 1 | 5 | 4 | W, 9-0 (6) |
| 15 | Feb. 21, 2026 | Karlie Davison! | Northwestern | Bogle Park | 2 | 6 | 9 | W, 7-0 |
| 16 | Feb. 21, 2026 | Dakota Kennedy! | Northwestern | Bogle Park | 1 | 6 | 1 | W, 7-0 |
| 17 | Feb. 21, 2026 | Karlie Davison | SEMO | Bogle Park | 1 | 2 | 9 | W, 16-2 (5) |
| 18 | Feb. 22, 2026 | Ella McDowell | Northwestern | Bogle Park | 2 | 2 | 3 | W, 9-8 |
| 19 | Feb. 22, 2026 | Atalyia Rijo | Northwestern | Bogle Park | 3 | 5 | 8 | W, 9-8 |
| 20 | Feb. 26, 2026 | Dakota Kennedy | Omaha | Bogle Park | 1 | 1 | 2 | W, 10-2 (5) |
| 21 | Feb. 26, 2026 | Tianna Bell! | Omaha | Bogle Park | 1 | 1 | 4 | W, 10-2 (5) |
| 22 | Feb. 26, 2026 | Brinli Bain! | Omaha | Bogle Park | 1 | 1 | 5 | W, 10-2 (5) |
| 23 | Feb. 26, 2026 | Ramsey Walker | Omaha | Bogle Park | 1 | 2 | 9 | W, 10-2 (5) |
| 24 | Feb. 27, 2026 | Karlie Davison | Boise State | Bogle Park | 2 | 5 | 9 | W, 10-1 (5) |
| 25 | Feb. 27, 2026 | Tianna Bell | Charlotte | Bogle Park | 4 | 4 | 4 | W, 14-2 (5) |
| 26 | Feb. 28, 2026 | Kailey Wyckoff | Omaha | Bogle Park | 2 | 4 | 7 | W, 4-2 |
| 27 | Feb. 28, 2026 | Kailey Wyckoff | Omaha | Bogle Park | 1 | 6 | 7 | W, 4-2 |
| 28 | Feb. 28, 2026 | Dakota Kennedy | Charlotte | Bogle Park | 3 | 2 | 2 | W, 9-0 (5) |
| 29 | March 1, 2026 | Dakota Kennedy | Kansas | Bogle Park | 1 | 1 | 2 | W, 11-3 (5) |
| 30 | March 1, 2026 | Karlie Davison | Kansas | Bogle Park | 3 | 1 | 7 | W, 11-3 (5) |
| 31 | March 1, 2026 | Dakota Kennedy | Kansas | Bogle Park | 2 | 2 | 2 | W, 11-3 (5) |
| 32 | March 1, 2026 | Dakota Kennedy | Kansas | Bogle Park | 2 | 4 | 2 | W, 11-3 (5) |
| 33 | March 6, 2026 | Ella McDowell | Georgia | Bogle Park | 2 | 3 | 3 | L, 7-2 |
| 34 | March 7, 2026 | Tianna Bell | Georgia | Bogle Park | 4 | 1 | 4 | W, 7-6 |
| 35 | March 8, 2026 | Ella McDowell | Georgia | Bogle Park | 4 | 2 | 3 | W, 6-0 |
| 36 | March 8, 2026 | Tianna Bell | Georgia | Bogle Park | 1 | 6 | 4 | W, 6-0 |
| 37 | March 9, 2026 | Tianna Bell | at Missouri State | Springfield, Mo. | 2 | 2 | 4 | W, 12-0 (5) |
| 38 | March 9, 2026 | Ella McDowell | at Missouri State | Springfield, Mo. | 4 | 3 | 3 | W, 12-0 (5) |
| 39 | March 14, 2026 | Dakota Kennedy | at Alabama | Tuscaloosa, Ala. | 1 | 5 | 5 | W, 14-9 |
| 40 | March 14, 2026 | Brinli Bain | at Alabama | Tuscaloosa, Ala. | 1 | 6 | 2 | W, 14-9 |
| 41 | March 14, 2026 | Atalyia Rijo | at Alabama | Tuscaloosa, Ala. | 1 | 7 | 7 | W, 14-9 |
| 42 | March 14, 2026 | Dakota Kennedy | at Alabama | Tuscaloosa, Ala. | 4 | 7 | 5 | W, 14-9 |
| 43 | March 15, 2026 | Ella McDowell | at Alabama | Tuscaloosa, Ala. | 1 | 6 | 3 | L, 4-1 |
| 44 | March 20, 2026 | Dakota Kennedy | UConn | Bogle Park | 1 | 3 | 5 | W, 12-4 (6) |
| 45 | March 20, 2026 | Tianna Bell | UConn | Bogle Park | 2 | 4 | 4 | W, 12-4 (6) |
| 46 | March 22, 2026 | Kailey Wyckoff | UConn | Bogle Park | 4 | 6 | 6 | W, 9-4 |
| 47 | March 24, 2026 | Ella McDowell | UCA | Conway, Ark. | 1 | 3 | 3 | W, 11-2 (6) |
| 48 | March 24, 2026 | Dakota Kennedy | UCA | Conway, Ark. | 2 | 4 | 4 | W, 11-2 (6) |
| 49 | March 24, 2026 | Ella McDowell | UCA | Conway, Ark. | 1 | 6 | 3 | W, 11-2 (6) |
| 50 | March 28, 2026 | Brinli Bain | Florida | Bogle Park | 1 | 1 | 2 | L, 12-6 |
| 51 | March 28, 2026 | Atalyia Rijo | Florida | Bogle Park | 1 | 6 | 7 | L, 12-6 |
| 52 | March 29, 2026 | Karlie Davison | Florida | Bogle Park | 3 | 5 | 9 | W, 6-4 |
| 53 | March 29, 2026 | Dakota Kennedy \$ | Florida | Bogle Park | 3 | 7 | 4 | W, 6-4 |
| 54 | April 4, 2026 | Kailey Wyckoff | Auburn | Bogle Park | 3 | 4 | 7 | W, 10-0 (5) |
| 55 | April 5, 2026 | Atalyia Rijo | Auburn | Bogle Park | 1 | 2 | 6 | W, 4-0 |
| 56 | April 5, 2026 | Tianna Bell | Auburn | Bogle Park | 2 | 4 | 5 | W, 4-0 |
| 57 | April 5, 2026 | Kailey Wyckoff | Auburn | Bogle Park | 1 | 4 | 7 | W, 4-0 |
| 58 | April 6, 2026 | Dakota Kennedy | Auburn | Bogle Park | 1 | 2 | 4 | W, 4-1 |
| 59 | April 6, 2026 | Atalyia Rijo | Auburn | Bogle Park | 1 | 2 | 6 | W, 4-1 |
| 60 | April 6, 2026 | Tianna Bell | Auburn | Bogle Park | 1 | 4 | 5 | W, 4-1 |
| 61 | April 11, 2026 | Dakota Kennedy | at Mississippi State | Starkville, Miss. | 3 | 5 | 4 | W, 8-0 (5) |
| 62 | April 12, 2026 | Kailey Wyckoff #! | at Mississippi State | Starkville, Miss. | 1 | 5 | 7 | W, 10-3 |
| 63 | April 12, 2026 | Kennedy Miller! | at Mississippi State | Starkville, Miss. | 1 | 5 | 8 | W, 10-3 |
| 64 | April 17, 2026 | Tianna Bell | at Oklahoma | Norman, Okla. | 2 | 3 | 5 | L, 8-7 |
| 65 | April 17, 2026 | Ella McDowell | at Oklahoma | Norman, Okla. | 1 | 5 | 3 | L, 8-7 |
| 66 | April 17, 2026 | Tianna Bell # | at Oklahoma | Norman, Okla. | 2 | 6 | 4 | W, 3-2 |
| 67 | April 22, 2026 | Karlie Davison | at Tulsa | Tulsa, Okla. | 3 | 2 | 9 | W, 7-2 |
| 68 | May 2, 2026 | Karlie Davison | at Texas | Austin, Texas | 1 | 2 | 6 | L, 4-1 |
| 69 | May 6, 2026 | Tianna Bell | vs. Mississippi State | Lexington, Ky. | 1 | 2 | 4 | W, 3-0 |
| 70 | May 7, 2026 | Kailey Wyckoff | vs. Mississippi State | Lexington, Ky. | 2 | 5 | 8 | W, 3-0 |
| 71 | May 15, 2026 | Karlie Davison | Fordham | Bogle Park | 2 | 6 | 2 | W, 8-0 (6) |
| 72 | May 15, 2026 | Tianna Bell | Fordham | Bogle Park | 1 | 4 | 3 | W, 8-0 (6) |
| 73 | May 15, 2026 | Dakota Kennedy^ | Fordham | Bogle Park | 2 | 5 | 5 | W, 8-0 (6) |
| 74 | May 16, 2026 | Karlie Davison + | South Florida | Bogle Park | 4 | 1 | 6 | W, 9-1 (6) |
| 75 | May 17, 2026 | Kennedy Miller | South Florida | Bogle Park | 3 | 3 | 9 | W, 10-2 (6) |
| 76 | May 22, 2026 | Tianna Bell+! | Duke | Bogle Park | 4 | 2 | 4 | W, 14-5 (5) |
| 77 | May 22, 2026 | Dakota Kennedy! | Duke | Bogle Park | 1 | 2 | 5 | W, 14-5 (5) |
| 78 | May 22, 2026 | Karlie Davison | Duke | Bogle Park | 3 | 5 | 6 | W, 14-5 (5) |

! - back-to-back | * - pinch hitter | # - go ahead | \$ - walk off | + - grand slam | ^ - run-rule finishing

TEAM GAME HIGHS

2026 Arkansas Softball Stats Season Game Highs for Arkansas (as of May 22, 2026) (All games)

TEAM GAME HIGHS

Batting

| | | | |
|------------------|----|---|---|
| At bats: | 35 | - | at Alabama (Mar 14, 2026) |
| Runs scored: | 21 | - | vs Akron (Feb 08, 2026 at Conway, S.C.) |
| Hits: | 18 | - | vs Akron (Feb 08, 2026 at Conway, S.C.) |
| RBIs: | 19 | - | vs Akron (Feb 08, 2026 at Conway, S.C.) |
| Doubles: | 6 | - | vs Northwestern (Feb 20, 2026) |
| | 6 | - | at UCA (Mar 24, 2026) |
| | 6 | - | vs USF (May 17, 2026) |
| Triples: | 1 | - | (5 times) |
| Home runs: | 4 | - | (4 times) |
| Total bases: | 33 | - | vs Akron (Feb 08, 2026 at Conway, S.C.) |
| Walks: | 10 | - | vs Georgia (Mar 07, 2026) |
| Strikeouts: | 14 | - | at Alabama (Mar 13, 2026) |
| Sac hits: | 1 | - | (14 times) |
| Sac flies: | 2 | - | vs Missouri (Apr 24, 2026) |
| Stolen bases: | 4 | - | vs UConn (Mar 22, 2026) |
| Hit by pitch: | 3 | - | vs Akron (Feb 08, 2026 at Conway, S.C.) |
| Caught stealing: | 1 | - | vs Charlotte (Feb 27, 2026) |
| | 1 | - | vs Georgia (Mar 07, 2026) |
| Runners LOB: | 13 | - | at Mississippi State (Apr 12, 2026) |
| Hit into DP: | 2 | - | vs Northwestern (Feb 22, 2026) |
| | 2 | - | vs UCA (Mar 17, 2026) |

Fielding

| | | | |
|---------------|----|---|---|
| Putouts: | 21 | - | (25 times) |
| Assists: | 14 | - | at Alabama (Mar 14, 2026) |
| Errors: | 3 | - | vs UConn (Mar 22, 2026) |
| | 3 | - | vs Alabama (May 07, 2026 at Lexington, Ky.) |
| Passed balls: | 2 | - | vs UCA (Mar 17, 2026) |
| | 2 | - | vs UConn (Mar 20, 2026) |
| DPs turned: | 3 | - | vs Auburn (Apr 05, 2026) |

Pitching

| | | | |
|------------------|-----|---|---|
| Innings pitched: | 7.0 | - | (25 times) |
| Runs allowed: | 12 | - | vs Florida (Mar 28, 2026) |
| Earned runs: | 11 | - | at Oklahoma (Apr 19, 2026) |
| Walks allowed: | 7 | - | at Alabama (Mar 14, 2026) |
| Strikeouts: | 13 | - | at Tulsa (Apr 22, 2026) |
| Hits allowed: | 15 | - | vs Florida (Mar 28, 2026) |
| Doubles allowed: | 6 | - | vs Florida (Mar 28, 2026) |
| Triples allowed: | 1 | - | at UCA (Mar 24, 2026) |
| Homers allowed: | 4 | - | vs Florida (Mar 28, 2026) |
| | 4 | - | at Oklahoma (Apr 19, 2026) |
| | 4 | - | vs Alabama (May 07, 2026 at Lexington, Ky.) |
| Wild pitches: | 3 | - | vs Georgia (Mar 06, 2026) |
| | 3 | - | at Alabama (Mar 14, 2026) |
| Hit batters: | 3 | - | vs Auburn (Apr 06, 2026) |

INDIVIDUAL GAME HIGHS

2026 Arkansas Softball Stats Season Game Highs for Arkansas (as of May 22, 2026) (All games)

INDIVIDUAL GAME HIGHS

Batting

| | | | |
|------------------|----|---|---|
| At bats: | 5 | - | Tianna Bell vs Akron (Feb 08, 2026 at Conway, S.C.) |
| | 5 | - | Tianna Bell at Alabama (Mar 14, 2026) |
| | 5 | - | Kennedy Miller at Mississippi State (Apr 12, 2026) |
| Runs scored: | 4 | - | Brinli Bain at Alabama (Mar 14, 2026) |
| | 4 | - | Ella McDowell vs Duke (May 22, 2026) |
| Hits: | 3 | - | (28 times) |
| RBIs: | 7 | - | Dakota Kennedy at Alabama (Mar 14, 2026) |
| Doubles: | 2 | - | (7 times) |
| Triples: | 1 | - | (5 times) |
| Home runs: | 3 | - | Dakota Kennedy vs Kansas (3/1/26) |
| Total bases: | 12 | - | Dakota Kennedy vs Kansas (3/1/26) |
| Walks: | 3 | - | (4 times) |
| Strikeouts: | 3 | - | Reagan Johnson at Alabama (Mar 13, 2026) |
| | 3 | - | Kailey Wyckoff at Alabama (Mar 14, 2026) |
| | 3 | - | Dakota Kennedy at Texas (May 02, 2026) |
| Sac hits: | 1 | - | (14 times) |
| Sac flies: | 1 | - | (16 times) |
| Stolen bases: | 3 | - | Reagan Johnson vs UConn (Mar 22, 2026) |
| Hit by pitch: | 1 | - | (38 times) |
| Caught stealing: | 1 | - | Karlie Davison vs Charlotte (Feb 27, 2026) |
| | 1 | - | Kennedy Miller vs Georgia (Mar 07, 2026) |
| Runners LOB: | 6 | - | (4 times) |

Fielding

| | | | |
|---------------|----|---|---|
| Putouts: | 11 | - | Kennedy Miller vs Clemson (Feb 13, 2026 at San Marcos, Texas) |
| | 11 | - | Tianna Bell vs Florida (Mar 28, 2026) |
| | 11 | - | Kennedy Miller at Tulsa (Apr 22, 2026) |
| Assists: | 6 | - | Atalyia Rijo vs Georgia (Mar 06, 2026) |
| | 6 | - | Karlie Davison at Alabama (Mar 14, 2026) |
| Errors: | 2 | - | Karlie Davison vs Florida (Mar 27, 2026) |
| | 2 | - | Atalyia Rijo at Texas (May 02, 2026) |
| Passed balls: | 2 | - | Kennedy Miller vs UCA (Mar 17, 2026) |
| | 2 | - | Brinli Bain vs UConn (Mar 20, 2026) |

Pitching

| | | | |
|------------------|-----|---|--|
| Innings pitched: | 7.0 | - | (9 times) |
| Runs allowed: | 7 | - | Saylor Timmerman at Alabama (Mar 14, 2026) |
| Earned runs: | 5 | - | Robyn Herron vs Georgia (Mar 06, 2026) |
| Walks allowed: | 6 | - | Saylor Timmerman at Alabama (Mar 14, 2026) |
| Strikeouts: | 13 | - | Robyn Herron at Tulsa (Apr 22, 2026) |
| Hits allowed: | 7 | - | Payton Burnham vs Charlotte (Feb 27, 2026) |
| | 7 | - | Saylor Timmerman vs Omaha (Feb 28, 2026) |
| Doubles allowed: | 2 | - | (8 times) |
| Triples allowed: | 1 | - | Payton Burnham at UCA (Mar 24, 2026) |
| Homers allowed: | 3 | - | Robyn Herron vs Alabama (May 07, 2026 at Lexington, Ky.) |
| Wild pitches: | 2 | - | Robyn Herron vs Georgia (Mar 06, 2026) |
| | 2 | - | Cam Harrison at Alabama (Mar 14, 2026) |
| | 2 | - | Saylor Timmerman at Oklahoma (Apr 19, 2026) |

GAME BY GAME STARTERS | BY POSITION

| DATE | OPPONENT | SP | C | 1B | 2B | 3B | SS | LF | CF | RF | DP |
|------|-----------------------------|-----------|--------|------|---------|----------|------|----------|---------|-----------|----------|
| F6 | vs. Virginia | Herron | Miller | Bell | Davison | McDowell | Rijo | Kennedy | Johnson | Wyckoff | Harrison |
| F6 | vs. Akron | Timmerman | Bain | Bell | Davison | McDowell | Rijo | Kennedy | Johnson | Wyckoff | Harrison |
| F7 | vs. Virginia | Burnham | Miller | Bell | Davison | McDowell | Rijo | Kennedy | Johnson | Wyckoff | Bain |
| F7 | at Coastal Carolina | Herron | Bain | Bell | Davison | McDowell | Rijo | Kennedy | Johnson | Wyckoff | Harrison |
| F8 | vs. Akron | Burnham | Bain | Bell | Davison | McDowell | Rijo | Kennedy | Johnson | Wyckoff | Miller |
| F13 | vs. Wichita State | Harrison | Bain | Bell | Davison | McDowell | Rijo | Kennedy | Johnson | Wyckoff | Miller |
| F13 | vs. No. 18 Clemson | Herron | Bain | Bell | Davison | McDowell | Rijo | Kennedy | Johnson | Wyckoff | Miller |
| F14 | vs. BYU | Timmerman | Bain | Bell | Davison | McDowell | Rijo | Kennedy | Johnson | Wyckoff | Harrison |
| F15 | at Texas State | Burnham | Miller | Bell | Davison | McDowell | Rijo | Kennedy | Johnson | Wyckoff | Bain |
| F20 | SEMO | Timmerman | Miller | Bell | Davison | McDowell | Rijo | Kennedy | Johnson | Wyckoff | Bain |
| F20 | Northwestern | Herron | Bain | Bell | Davison | McDowell | Rijo | Kennedy | Johnson | Wyckoff | Miller |
| F21 | Northwestern | Burnham | Miller | Bell | Davison | McDowell | Rijo | Kennedy | Johnson | Wyckoff | Bain |
| F21 | SEMO | McWhorter | Miller | Bell | Davison | McDowell | Rijo | Kennedy | Johnson | Walker | Wyckoff |
| F22 | Northwestern | Harrison | Miller | Bell | Davison | McDowell | Rijo | Kennedy | Johnson | Wyckoff | Bain |
| F26 | Omaha | Herron | Bain | Bell | Davison | McDowell | Rijo | Kennedy | Johnson | Walker | Wyckoff |
| F27 | Boise State | Harrison | Miller | Bell | Davison | McDowell | Rijo | Kennedy | Johnson | Wyckoff | Bain |
| F27 | Charlotte | Burnham | Bain | Bell | Davison | McDowell | Rijo | Kennedy | Johnson | Walker | Wyckoff |
| F28 | Omaha | Timmerman | Bain | Bell | Davison | McDowell | Rijo | Kennedy | Johnson | Walker | Wyckoff |
| F28 | Charlotte | Harrison | Miller | Bell | Davison | McDowell | Rijo | Kennedy | Johnson | Wyckoff | Bain |
| M1 | Kansas | Herron | Bain | Bell | Davison | McDowell | Rijo | Kennedy | Johnson | Walker | Wyckoff |
| M6 | Georgia | Herron | Bain | Bell | Davison | McDowell | Rijo | Kennedy | Johnson | Walker | Wyckoff |
| M7 | Georgia | Harrison | Miller | Bell | Davison | McDowell | Rijo | Kennedy | Johnson | Wyckoff | Bain |
| M8 | Georgia | Herron | Miller | Bell | Davison | McDowell | Rijo | Kennedy | Johnson | Wyckoff | Bain |
| M9 | Missouri State | Burnham | Bain | Bell | Davison | McDowell | Rijo | Kennedy | Johnson | Walker | Wyckoff |
| M13 | at No. 4 Alabama | Herron | Miller | Bell | Davison | McDowell | Rijo | Kennedy | Johnson | Wyckoff | Bain |
| M14 | at No. 4 Alabama | Timmerman | Miller | Bell | Davison | McDowell | Rijo | Kennedy | Johnson | Wyckoff | Bain |
| M15 | at No. 4 Alabama | Burnham | Bain | Bell | Davison | McDowell | Rijo | Kennedy | Johnson | Walker | Wyckoff |
| M17 | Central Arkansas | Timmerman | Miller | Bell | Davison | McDowell | Rijo | Kennedy | Johnson | Wyckoff | Bain |
| M20 | UConn | McWhorter | Bain | Bell | Davison | McDowell | Rijo | Kennedy | Johnson | Walker | Wyckoff |
| M21 | UConn | Burnham | Miller | Bell | Davison | McDowell | Rijo | Kennedy | Johnson | Wyckoff | Bain |
| M22 | UConn | Beuerlein | Miller | Bell | Davison | McDowell | Rijo | Kennedy | Johnson | Wyckoff | Bain |
| M24 | at Central Arkansas | Timmerman | Miller | Bell | Davison | McDowell | Rijo | Kennedy | Johnson | Wyckoff | Bain |
| M27 | No. 3/5 Florida | Herron | Miller | Bell | Davison | McDowell | Rijo | Kennedy | Johnson | Wyckoff | Bain |
| M28 | No. 3/5 Florida | Burnham | Miller | Bell | Davison | McDowell | Rijo | Kennedy | Johnson | Wyckoff | Bain |
| M29 | No. 3/5 Florida | McWhorter | Miller | Bell | Davison | McDowell | Rijo | Kennedy | Johnson | Wyckoff | Bain |
| A4 | Auburn | Herron | Miller | Bell | Davison | McDowell | Rijo | Kennedy | Johnson | Wyckoff | Bain |
| A5 | Auburn | Burnham | Miller | Bell | Davison | McDowell | Rijo | Kennedy | Johnson | Wyckoff | Bain |
| A6 | Auburn | Timmerman | Miller | Bell | Davison | McDowell | Rijo | Kennedy | Johnson | Wyckoff | Bain |
| A10 | at No. 13 Mississippi State | Timmerman | Miller | Bell | Davison | McDowell | Rijo | Kennedy | Johnson | Wyckoff | Bain |
| A11 | at No. 13 Mississippi State | Burnham | Miller | Bell | Davison | McDowell | Rijo | Kennedy | Johnson | Wyckoff | Bain |
| A12 | at No. 13 Mississippi State | Herron | Miller | Bell | Davison | McDowell | Rijo | Kennedy | Johnson | Wyckoff | Bain |
| A17 | at No. 1 Oklahoma | Herron | Miller | Bell | Davison | McDowell | Rijo | Kennedy | Johnson | Wyckoff | Bain |
| A18 | at No. 1 Oklahoma | Burnham | Miller | Bell | Davison | McDowell | Rijo | Del Duca | Johnson | Wyckoff | Bain |
| A22 | at Tulsa | Herron | Miller | Bell | Davison | McDowell | Rijo | Wyckoff | Johnson | Bain | Harrison |
| A24 | Missouri | Burnham | Miller | Bell | Davison | McDowell | Rijo | Wyckoff | Johnson | Reichardt | Bain |
| A25 | Missouri | Herron | Miller | Bell | Davison | McDowell | Rijo | Wyckoff | Johnson | Walker | Bain |
| A26 | Missouri | Timmerman | Miller | Bell | Davison | McDowell | Rijo | Wyckoff | Johnson | Bain | Harrison |
| A30 | at No. 5/7 Texas | Herron | Miller | Bell | Davison | McDowell | Rijo | Wyckoff | Johnson | Bain | Kennedy |
| M1 | at No. 5/7 Texas | Burnham | Miller | Bell | Davison | McDowell | Rijo | Wyckoff | Johnson | Bain | Kennedy |
| M2 | at No. 5/7 Texas | Herron | Miller | Bell | Davison | McDowell | Rijo | Wyckoff | Johnson | Bain | Kennedy |
| M6 | No. 19 Mississippi State | Burnham | Miller | Bell | Davison | McDowell | Rijo | Wyckoff | Johnson | Bain | Kennedy |
| M7 | No. 3/4 Alabama | Herron | Miller | Bell | Davison | McDowell | Rijo | Wyckoff | Johnson | Bain | Kennedy |
| M15 | Fordham | Burnham | Miller | Bell | Davison | McDowell | Rijo | Wyckoff | Johnson | Bain | Kennedy |
| M16 | South Florida | Herron | Miller | Bell | Davison | McDowell | Rijo | Wyckoff | Johnson | Bain | Kennedy |
| M17 | South Florida | Burnham | Miller | Bell | Davison | McDowell | Rijo | Wyckoff | Johnson | Bain | Kennedy |
| M22 | Duke | Herron | Miller | Bell | Davison | McDowell | Rijo | Wyckoff | Johnson | Bain | Kennedy |

GAME BY GAME STARTERS | BY BATTING ORDER

| DATE | OPPONENT | 1 | 2 | 3 | 4 | 5 | 6 | 7 | 8 | 9 | FLEX/P |
|------|-----------------------------|---------|---------|----------|---------|---------|----------|----------|----------|-----------|-----------|
| F6 | vs. Virginia | Johnson | Kennedy | McDowell | Bell | Rijo | Wyckoff | Harrison | Miller | Davison | Herron |
| F6 | vs. Akron | Johnson | Kennedy | McDowell | Bell | Rijo | Wyckoff | Miller | Bain | Davison | Timmerman |
| F7 | vs. Virginia | Johnson | Kennedy | McDowell | Bell | Wyckoff | Rijo | Bain | Miller | Davison | Burnham |
| F7 | at Coastal Carolina | Johnson | Kennedy | McDowell | Bell | Bain | Harrison | Wyckoff | Rijo | Davison | Herron |
| F8 | vs. Akron | Kennedy | Johnson | McDowell | Bell | Bain | Wyckoff | Rijo | Miller | Davison | Burnham |
| F13 | vs. Wichita State | Kennedy | Johnson | McDowell | Bell | Bain | Wyckoff | Miller | Rijo | Davison | Harrison |
| F13 | vs. No. 18 Clemson | Kennedy | Johnson | McDowell | Bell | Bain | Wyckoff | Miller | Rijo | Davison | Herron |
| F14 | vs. BYU | Kennedy | Johnson | McDowell | Bell | Bain | Wyckoff | Harrison | Rijo | Davison | Timmerman |
| F15 | at Texas State | Kennedy | Johnson | McDowell | Bell | Bain | Davison | Wyckoff | Miller | Rijo | Burnham |
| F20 | SEMO | Kennedy | Johnson | McDowell | Bell | Bain | Wyckoff | Miller | Rijo | Davison | Timmerman |
| F20 | Northwestern | Kennedy | Johnson | McDowell | Bell | Bain | Wyckoff | Harrison | Rijo | Davison | Herron |
| F21 | Northwestern | Kennedy | Johnson | McDowell | Bell | Bain | Wyckoff | Miller | Rijo | Davison | Burnham |
| F21 | SEMO | Kennedy | Johnson | McDowell | Bell | Bain | Wyckoff | Walker | Rijo | Davison | McWhorter |
| F22 | Northwestern | Johnson | Kennedy | McDowell | Bell | Bain | Wyckoff | Miller | Rijo | Davison | Harrison |
| F26 | Omaha | Johnson | Kennedy | McDowell | Bell | Bain | Davison | Wyckoff | Rijo | Walker | Herron |
| F27 | Boise State | Johnson | Kennedy | McDowell | Bell | Bain | Wyckoff | Miller | Rijo | Davison | Harrison |
| F27 | Charlotte | Johnson | Kennedy | McDowell | Bell | Bain | Wyckoff | Davison | Rijo | Walker | Burnham |
| F28 | Omaha | Johnson | Kennedy | McDowell | Bell | Bain | Davison | Wyckoff | Walker | Rijo | Timmerman |
| F28 | Charlotte | Johnson | Kennedy | McDowell | Bell | Bain | Wyckoff | Miller | Rijo | Davison | Harrison |
| M1 | Kansas | Johnson | Kennedy | McDowell | Bell | Bain | Wyckoff | Davison | Rijo | Walker | Herron |
| M6 | No. 12 Georgia | Johnson | Kennedy | McDowell | Bell | Bain | Wyckoff | Davison | Rijo | Walker | Herron |
| M7 | No. 12 Georgia | Johnson | Kennedy | McDowell | Bell | Bain | Wyckoff | Davison | Rijo | Miller | Harrison |
| M8 | No. 12 Georgia | Johnson | Bain | McDowell | Bell | Kennedy | Wyckoff | Davison | Rijo | Miller | Herron |
| M9 | Missouri State | Johnson | Bain | McDowell | Bell | Kennedy | Wyckoff | Davison | Rijo | Walker | Burnham |
| M13 | at No. 4 Alabama | Johnson | Bain | McDowell | Bell | Kennedy | Wyckoff | Rijo | Miller | Davison | Herron |
| M14 | at No. 4 Alabama | Johnson | Bain | McDowell | Bell | Kennedy | Wyckoff | Rijo | Miller | Davison | Timmerman |
| M15 | at No. 4 Alabama | Johnson | Bain | McDowell | Kennedy | Bell | Wyckoff | Rijo | Walker | Davison | Burnham |
| M17 | Central Arkansas | Johnson | Bain | McDowell | Bell | Kennedy | Wyckoff | Rijo | Miller | Davison | Herron |
| M20 | UConn | Johnson | Bain | McDowell | Bell | Kennedy | Wyckoff | Rijo | Davison | Walker | McWhorter |
| M21 | UConn | Johnson | Bain | McDowell | Bell | Kennedy | Wyckoff | Rijo | Miller | Davison | Burnham |
| M22 | UConn | Johnson | Bain | McDowell | Bell | Kennedy | Wyckoff | Rijo | Miller | Davison | Beuerlein |
| M23 | at Central Arkansas | Johnson | Bain | McDowell | Kennedy | Bell | Wyckoff | Rijo | Miller | Davison | Timmerman |
| M27 | No. 3/5 Florida | Johnson | Bain | McDowell | Kennedy | Bell | Wyckoff | Rijo | Miller | Davison | Herron |
| M28 | No. 3/5 Florida | Johnson | Bain | McDowell | Kennedy | Bell | Wyckoff | Rijo | Miller | Davison | Burnham |
| M29 | No. 3/5 Florida | Johnson | Bain | McDowell | Kennedy | Bell | Wyckoff | Rijo | Miller | Davison | McWhorter |
| A4 | Auburn | Johnson | Bain | McDowell | Kennedy | Bell | Rijo | Wyckoff | Miller | Davison | Herron |
| A5 | Auburn | Johnson | Bain | McDowell | Kennedy | Bell | Rijo | Wyckoff | Miller | Davison | Burnham |
| A6 | Auburn | Johnson | Bain | McDowell | Kennedy | Bell | Rijo | Wyckoff | Miller | Davison | Timmerman |
| A10 | at No. 13 Mississippi State | Johnson | Bain | McDowell | Kennedy | Bell | Rijo | Wyckoff | Miller | Davison | Herron |
| A11 | at No. 13 Mississippi State | Johnson | Bain | McDowell | Kennedy | Bell | Rijo | Wyckoff | Miller | Davison | Burnham |
| A12 | at No. 13 Mississippi State | Johnson | Bain | McDowell | Kennedy | Bell | Rijo | Wyckoff | Miller | Davison | Herron |
| A17 | at No. 1 Oklahoma | Johnson | Bain | McDowell | Kennedy | Bell | Rijo | Wyckoff | Miller | Davison | Herron |
| A18 | at No. 1 Oklahoma | Johnson | Bain | McDowell | Bell | Rijo | Wyckoff | Miller | Del Duca | Davison | Burnham |
| A19 | at No. 1 Oklahoma | Johnson | Bain | McDowell | Bell | Rijo | Wyckoff | Miller | Harrison | Davison | Herron |
| A22 | at Tulsa | Johnson | Bain | McDowell | Bell | Rijo | Wyckoff | Miller | Harrison | Davison | Herron |
| A24 | Missouri | Johnson | Bain | McDowell | Bell | Rijo | Wyckoff | Davison | Miller | Reichardt | Burnham |
| A25 | Missouri | Johnson | Bain | McDowell | Bell | Rijo | Wyckoff | Davison | Miller | Walker | Herron |
| A26 | Missouri | Johnson | Bain | McDowell | Bell | Rijo | Wyckoff | Davison | Miller | Harrison | Timmerman |
| A30 | at No. 5/7 Texas | Johnson | Bain | McDowell | Bell | Kennedy | Rijo | Davison | Wyckoff | Miller | Herron |
| M1 | at No. 5/7 Texas | Johnson | Bain | McDowell | Bell | Kennedy | Rijo | Davison | Wyckoff | Miller | Burnham |
| M2 | at No. 5/7 Texas | Johnson | Bain | McDowell | Bell | Kennedy | Rijo | Davison | Wyckoff | Miller | Herron |
| M6 | Mississippi State | Johnson | Bain | McDowell | Bell | Kennedy | Rijo | Davison | Wyckoff | Miller | Burnham |
| M7 | No. 3/4 Alabama | Johnson | Bain | McDowell | Bell | Kennedy | Rijo | Davison | Wyckoff | Miller | Herron |
| M15 | Fordham | Johnson | Bain | McDowell | Bell | Kennedy | Davison | Rijo | Wyckoff | Miller | Burnham |
| M16 | South Florida | Johnson | Bain | McDowell | Bell | Kennedy | Davison | Rijo | Wyckoff | Miller | Herron |
| M17 | South Florida | Johnson | Bain | McDowell | Bell | Kennedy | Davison | Rijo | Wyckoff | Miller | Burnham |
| M22 | Duke | Johnson | Bain | McDowell | Bell | Kennedy | Davison | Rijo | Wyckoff | Miller | Herron |



BRINLI BAIN • Brynn-lee

C/INF • L/R • 5-5 • Freshman
Eagleville, Tenn. • Eagleville HS

1

CAREER STATS

| Year | Avg. | GP-GS | AB | R | H | 2B | 3B | HR | RBI | TB | SLG% | BB | HBP | SO | GDP | OBP | SF | SH | SB-ATT | PO | A | E | FLD% |
|--------------|-------------|--------------|------------|-----------|-----------|-----------|----------|----------|-----------|-----------|-------------|-----------|----------|-----------|----------|-------------|----------|----------|------------|------------|----------|----------|--------------|
| 2026 | .374 | 57-56 | 147 | 44 | 55 | 19 | 0 | 3 | 34 | 83 | .565 | 49 | 1 | 18 | 1 | .533 | 0 | 0 | 0-0 | 102 | 9 | 0 | 1.000 |
| TOTAL | .374 | 57-56 | 147 | 44 | 55 | 19 | 0 | 3 | 34 | 83 | .565 | 49 | 1 | 18 | 1 | .533 | 0 | 0 | 0-0 | 102 | 9 | 0 | 1.000 |

SEASON HIGHS

| Category | No. | Opponent (Last) | Date |
|-----------|-----|-----------------|---------|
| Hits | 3 | 2x (USF) | 5/17/26 |
| Doubles | 2 | Boise State | 2/27/26 |
| Triples | - | - | - |
| Home Runs | 1 | 3x (Florida) | 3/28/26 |
| RBI's | 4 | Akron | 2/6/26 |
| Runs | 4 | at Alabama | 3/14/26 |
| Walks | 3 | USF | 5/16/26 |
| ABs | 4 | 8x (Missouri) | 4/26/26 |

CAREER HIGHS

| Category | No. | Opponent (Last) | Date |
|-----------|-----|-----------------|---------|
| Hits | 3 | SEMO | 2/21/26 |
| Doubles | 2 | Boise State | 2/27/26 |
| Triples | - | - | - |
| Home Runs | 1 | 3x (Florida) | 3/28/26 |
| RBI's | 4 | Akron | 2/6/26 |
| Runs | 4 | at Alabama | 3/14/26 |
| Walks | 2 | 7x (Tulsa) | 4/22/26 |
| ABs | 4 | 8x (Missouri) | 4/26/26 |

PLAYER PROFILE

- » Prepped at Eagleville High School in Eagleville, Tenn. Where she earned district MVP honors in addition to earning all-region, all-mid state and all-state recognition while leading Eagleville to two state championships.
- » Posted a .632 batting average with 60 hits in 95 at-bats while collecting nine home runs, 29 walks and 51 RBI while leading Eagleville to a 20-5 mark and a state championship in 2025.
- » Played varsity as an eighth grader while prepping at Eagleville.
- » Saw significant playing time at both catcher and second base during the fall season.
- » Rated as the No. 9 prospect nationally in the 2025 class by Perfect Game
- » Registered a .512 batting average with 246 hits, 39 home runs, 209 RBI and 112 walks during her high school career.
- » Also played basketball at Eagleville, scoring over 1000 career points while earning all-district and all-region honors. Averaged 17.7 points per game as a senior.
- » Father Tommy played baseball at Volunteer State Community College from 1992-1994 while her mother Tiffini played softball there from 1993-1995. Father, Tommy was also her assistant coach at Eagleville.

CAREER HONORS

- » Second-Team NFCA All-Region (2026)
- » No. 9 prospect nationally (Perfect Game)
- » Miss Tennessee Softball (2025)
- » TSWA 2025 First-Team All-State (2025, 2024, 2023)
- » Murfreesboro Daily News Journal All-Area (2025, 2024, 2023)

GAME-BY-GAME

| Date | Opponent | Pos | AB | R | H | RBI | 2B | 3B | HR | BB | SB | CS | HBP | SAC | SF | GDP | K | PO | A | E | AVG |
|---------|----------------------|--------|------|-----|----|-----|----|----|----|----|----|----|-----|-----|----|-----|----|-----|----|---|-------|
| Feb 06 | vs Virginia | ph/c | 1 | 0 | 1 | 2 | 0 | 0 | 0 | 1 | 0 | 0 | 0 | 0 | 0 | 0 | 0 | 2 | 0 | 0 | 1.000 |
| Feb 06 | vs Akron | *c | 4 | 0 | 2 | 4 | 1 | 0 | 0 | 0 | 0 | 0 | 0 | 0 | 0 | 0 | 0 | 5 | 1 | 0 | .600 |
| Feb 07 | vs Virginia | *c/dh | 3 | 0 | 1 | 1 | 1 | 0 | 0 | 0 | 0 | 0 | 0 | 0 | 0 | 0 | 0 | 0 | 0 | 0 | .500 |
| Feb 07 | at Coastal Carolina | *c | 2 | 1 | 2 | 0 | 0 | 0 | 0 | 1 | 0 | 0 | 0 | 0 | 0 | 0 | 0 | 10 | 1 | 0 | .600 |
| Feb 08 | vs Akron | *c | 0 | 2 | 0 | 0 | 0 | 0 | 0 | 2 | 0 | 0 | 0 | 0 | 0 | 0 | 0 | 5 | 0 | 0 | .600 |
| Feb 13 | vs Wichita State | *c | 2 | 2 | 1 | 0 | 1 | 0 | 0 | 1 | 0 | 0 | 0 | 0 | 0 | 0 | 0 | 1 | 7 | 0 | .583 |
| Feb 13 | vs Clemson | *dh | 2 | 1 | 1 | 0 | 0 | 0 | 0 | 1 | 0 | 0 | 0 | 0 | 0 | 0 | 0 | 1 | 0 | 0 | .571 |
| Feb 14 | vs BYU | *c | 2 | 1 | 2 | 0 | 0 | 0 | 0 | 1 | 0 | 0 | 0 | 0 | 0 | 0 | 0 | 0 | 5 | 0 | .625 |
| Feb 15 | at Texas State | *dh | 2 | 0 | 0 | 0 | 0 | 0 | 0 | 1 | 0 | 0 | 0 | 0 | 0 | 0 | 0 | 1 | 0 | 0 | .556 |
| Feb 20 | SEMO | *c/dh | 2 | 2 | 0 | 0 | 0 | 0 | 0 | 2 | 0 | 0 | 0 | 0 | 0 | 0 | 0 | 1 | 0 | 0 | .500 |
| Feb 20 | NORTHWESTERN | *c | 3 | 1 | 2 | 1 | 1 | 0 | 0 | 0 | 0 | 0 | 0 | 0 | 0 | 0 | 0 | 1 | 10 | 3 | .522 |
| Feb 21 | NORTHWESTERN | *dh | 3 | 0 | 1 | 1 | 0 | 0 | 0 | 0 | 0 | 0 | 0 | 0 | 0 | 0 | 0 | 0 | 0 | 0 | .500 |
| Feb 21 | SEMO | *c | 3 | 1 | 3 | 3 | 1 | 0 | 0 | 0 | 0 | 0 | 0 | 0 | 0 | 0 | 0 | 0 | 3 | 0 | .552 |
| Feb 22 | NORTHWESTERN | *dh/c | 4 | 0 | 1 | 1 | 0 | 0 | 0 | 0 | 0 | 0 | 0 | 0 | 0 | 0 | 1 | 0 | 6 | 1 | .515 |
| Feb 26 | OMAHA | *c | 2 | 3 | 2 | 1 | 0 | 0 | 1 | 1 | 0 | 0 | 0 | 0 | 0 | 0 | 0 | 10 | 1 | 0 | .543 |
| Feb 27 | BOISE STATE | *dh | 3 | 1 | 2 | 0 | 2 | 0 | 0 | 0 | 0 | 0 | 0 | 0 | 0 | 0 | 0 | 0 | 0 | 0 | .553 |
| Feb 27 | CHARLOTTE | *c | 3 | 1 | 1 | 2 | 0 | 0 | 0 | 0 | 0 | 0 | 0 | 0 | 0 | 0 | 0 | 2 | 0 | 0 | .537 |
| Feb 28 | OMAHA | *c | 2 | 0 | 0 | 0 | 0 | 0 | 0 | 1 | 0 | 0 | 0 | 0 | 0 | 0 | 0 | 0 | 7 | 0 | .512 |
| Feb 28 | CHARLOTTE | *dh | 2 | 0 | 2 | 1 | 1 | 0 | 0 | 1 | 0 | 0 | 0 | 0 | 0 | 0 | 0 | 0 | 0 | 0 | .533 |
| March 1 | KANSAS | *c | 2 | 2 | 1 | 0 | 1 | 0 | 0 | 1 | 0 | 0 | 0 | 0 | 0 | 0 | 0 | 0 | 7 | 0 | .532 |
| Mar 06 | GEORGIA | *c | 2 | 0 | 0 | 0 | 0 | 0 | 0 | 1 | 0 | 0 | 0 | 0 | 0 | 0 | 0 | 0 | 2 | 1 | .510 |
| Mar 07 | GEORGIA | *dh | 1 | 1 | 0 | 0 | 0 | 0 | 0 | 2 | 0 | 0 | 1 | 0 | 0 | 0 | 0 | 1 | 0 | 0 | .500 |
| Mar 08 | GEORGIA | *dh | 3 | 2 | 1 | 0 | 0 | 0 | 0 | 1 | 0 | 0 | 0 | 0 | 0 | 0 | 0 | 0 | 0 | 0 | .491 |
| Mar 09 | at Missouri State | *c | 2 | 2 | 1 | 2 | 1 | 0 | 0 | 1 | 0 | 0 | 0 | 0 | 0 | 0 | 0 | 1 | 3 | 0 | .491 |
| Mar 13 | at Alabama | *dh | 3 | 0 | 0 | 0 | 0 | 0 | 0 | 0 | 0 | 0 | 0 | 0 | 0 | 0 | 0 | 2 | 0 | 0 | .466 |
| Mar 14 | at Alabama | *dh | 4 | 4 | 2 | 3 | 0 | 0 | 1 | 1 | 0 | 0 | 0 | 0 | 0 | 0 | 0 | 0 | 0 | 0 | .468 |
| Mar 15 | at Alabama | *c/dh | 4 | 0 | 0 | 0 | 0 | 0 | 0 | 0 | 0 | 0 | 0 | 0 | 0 | 0 | 0 | 1 | 1 | 0 | .439 |
| Mar 17 | UCA | *dh | 2 | 1 | 2 | 0 | 0 | 0 | 0 | 1 | 0 | 0 | 0 | 0 | 0 | 0 | 0 | 0 | 0 | 0 | .456 |
| Mar 20 | UCONN | *c | 4 | 0 | 1 | 1 | 0 | 0 | 0 | 0 | 0 | 0 | 0 | 0 | 0 | 0 | 0 | 0 | 6 | 0 | .444 |
| Mar 21 | UCONN | *dh | 4 | 2 | 2 | 1 | 1 | 0 | 0 | 0 | 0 | 0 | 0 | 0 | 0 | 0 | 0 | 2 | 0 | 0 | .447 |
| Mar 22 | UCONN | *dh | 3 | 0 | 1 | 2 | 1 | 0 | 0 | 1 | 0 | 0 | 0 | 0 | 0 | 0 | 0 | 0 | 0 | 0 | .443 |
| Mar 24 | at UCA | *dh/c | 3 | 1 | 1 | 1 | 1 | 0 | 0 | 1 | 0 | 0 | 0 | 0 | 0 | 0 | 0 | 0 | 0 | 0 | .439 |
| Mar 27 | FLORIDA | *dh | 2 | 0 | 0 | 0 | 0 | 0 | 0 | 2 | 0 | 0 | 0 | 0 | 0 | 0 | 0 | 0 | 0 | 0 | .429 |
| Mar 28 | FLORIDA | *c | 2 | 2 | 2 | 2 | 0 | 0 | 1 | 2 | 0 | 0 | 0 | 0 | 0 | 0 | 0 | 0 | 4 | 1 | .442 |
| Mar 29 | FLORIDA | *dh | 3 | 0 | 0 | 0 | 0 | 0 | 0 | 1 | 0 | 0 | 0 | 0 | 0 | 0 | 0 | 0 | 0 | 0 | .427 |
| Mar 29 | FLORIDA | *dh | 3 | 0 | 0 | 0 | 0 | 0 | 0 | 1 | 0 | 0 | 0 | 0 | 0 | 0 | 0 | 0 | 0 | 0 | .427 |
| Apr 04 | AUBURN | *dh | 2 | 1 | 1 | 0 | 0 | 0 | 0 | 1 | 0 | 0 | 0 | 0 | 0 | 0 | 0 | 1 | 0 | 0 | .429 |
| Apr 05 | AUBURN | *dh | 3 | 0 | 0 | 0 | 0 | 0 | 0 | 0 | 0 | 0 | 0 | 0 | 0 | 0 | 0 | 0 | 0 | 0 | .415 |
| Apr 06 | AUBURN | *dh | 3 | 0 | 1 | 0 | 0 | 0 | 0 | 1 | 0 | 0 | 0 | 0 | 0 | 0 | 0 | 1 | 0 | 0 | .412 |
| Apr 10 | at Mississippi State | *dh | 3 | 0 | 1 | 0 | 1 | 0 | 0 | 0 | 0 | 0 | 0 | 0 | 0 | 0 | 0 | 0 | 0 | 0 | .410 |
| Apr 11 | at Mississippi State | *dh | 2 | 1 | 1 | 2 | 1 | 0 | 0 | 1 | 0 | 0 | 0 | 0 | 0 | 0 | 0 | 0 | 0 | 0 | .412 |
| Apr 12 | at Mississippi State | *dh | 4 | 0 | 2 | 0 | 0 | 0 | 0 | 0 | 0 | 0 | 0 | 0 | 0 | 0 | 0 | 0 | 0 | 0 | .415 |
| Apr 17 | at Oklahoma | *dh | 3 | 0 | 0 | 0 | 0 | 0 | 0 | 1 | 0 | 0 | 0 | 0 | 0 | 0 | 0 | 0 | 0 | 0 | .404 |
| Apr 18 | at Oklahoma | *dh/of | 2 | 0 | 0 | 0 | 0 | 0 | 0 | 1 | 0 | 0 | 0 | 0 | 0 | 0 | 0 | 0 | 0 | 0 | .396 |
| Apr 19 | at Oklahoma | *of/of | 1 | 0 | 1 | 0 | 0 | 0 | 0 | 2 | 0 | 0 | 0 | 0 | 0 | 0 | 0 | 0 | 0 | 0 | .402 |
| Apr 22 | at Tulsa | *of/of | 3 | 1 | 0 | 0 | 0 | 0 | 0 | 2 | 0 | 0 | 0 | 0 | 0 | 0 | 0 | 1 | 0 | 0 | .391 |
| Apr 24 | MISSOURI | *dh | 3 | 1 | 0 | 0 | 0 | 0 | 0 | 1 | 0 | 0 | 0 | 0 | 0 | 0 | 0 | 0 | 0 | 0 | .381 |
| Apr 25 | MISSOURI | *dh | 3 | 1 | 2 | 2 | 0 | 0 | 0 | 1 | 0 | 0 | 0 | 0 | 0 | 0 | 0 | 0 | 0 | 0 | .388 |
| Apr 26 | MISSOURI | *of/of | 4 | 1 | 1 | 0 | 1 | 0 | 0 | 0 | 0 | 0 | 0 | 0 | 0 | 0 | 0 | 1 | 0 | 0 | .384 |
| Apr 30 | at Texas | *of | 2 | 0 | 1 | 0 | 1 | 0 | 0 | 1 | 0 | 0 | 0 | 0 | 0 | 0 | 0 | 1 | 2 | 0 | .386 |
| May 01 | at Texas | *of | 3 | 0 | 0 | 0 | 0 | 0 | 0 | 1 | 0 | 0 | 0 | 0 | 0 | 0 | 0 | 1 | 0 | 0 | .377 |
| May 02 | at Texas | *of | 3 | 0 | 0 | 0 | 0 | 0 | 0 | 0 | 0 | 0 | 0 | 0 | 0 | 0 | 0 | 1 | 0 | 0 | .368 |
| May 06 | vs Mississippi State | *of/dh | 3 | 0 | 0 | 0 | 0 | 0 | 0 | 0 | 0 | 0 | 0 | 0 | 0 | 0 | 0 | 0 | 0 | 0 | .360 |
| May 07 | vs Alabama | *of | 2 | 0 | 0 | 0 | 0 | 0 | 0 | 1 | 0 | 0 | 0 | 0 | 0 | 0 | 0 | 0 | 1 | 0 | .355 |
| May 15 | FORDHAM | *of/dh | 3 | 0 | 2 | 1 | 0 | 0 | 0 | 1 | 0 | 0 | 0 | 0 | 0 | 0 | 0 | 0 | 0 | 0 | .362 |
| May 16 | USF | *of/dh | 1 | 1 | 0 | 0 | 0 | 0 | 0 | 3 | 0 | 0 | 0 | 0 | 0 | 0 | 0 | 0 | 2 | 0 | .359 |
| May 17 | USF | *of/dh | 3 | 1 | 3 | 0 | 1 | 0 | 0 | 1 | 0 | 0 | 0 | 0 | 0 | 0 | 0 | 0 | 0 | 0 | .372 |
| May 22 | DUKE | *of | 2 | 3 | 1 | 0 | 1 | 0 | 0 | 2 | 0 | 0 | 0 | 0 | 0 | 0 | 0 | 0 | 1 | 0 | .374 |
| Totals | | | 56gs | 147 | 44 | 55 | 19 | 0 | 3 | 49 | 0 | 0 | 1 | 0 | 0 | 1 | 18 | 102 | 9 | 0 | .374 |



REIS BEUERLEIN • BUR-line

RHP • R/R • 5-9 • Senior

Cave Creek, Ariz. • Pinnacle HS / Mississippi State

4

CAREER STATS

| Year | ERA | W-L | APP | GS | CG | SHO | SV | IP | H | R | ER | BB | SO | 2B | 3B | HR | BF | B.AVG | WP | HBP | BK | SF | SH |
|--------------|-------------|-------------|-----------|-----------|----------|----------|----------|--------------|------------|-----------|-----------|-----------|------------|-----------|----------|-----------|------------|-------------|-----------|----------|----------|----------|----------|
| 2023 | 3.13 | 5-4 | 26 | 9 | 1 | 0/1 | 0 | 76.0 | 83 | 41 | 34 | 33 | 69 | 10 | 2 | 7 | 349 | .269 | 12 | 0 | 0 | 4 | 3 |
| 2024 | 2.05 | 2-2 | 10 | 8 | 1 | 1/1 | 0 | 30.2 | 31 | 13 | 9 | 9 | 12 | 4 | 0 | 2 | 130 | .263 | 4 | 1 | 0 | 1 | 1 |
| 2025 | 5.16 | 3-1 | 18 | 8 | 1 | 1/1 | 0 | 40.0 | 32 | 30 | 26 | 24 | 43 | 6 | 0 | 4 | 181 | .218 | 3 | 4 | 0 | 4 | 2 |
| 2026 | 3.57 | 1-0 | 7 | 1 | 0 | 0/0 | 1 | 17.2 | 20 | 11 | 9 | 0 | 11 | 5 | 0 | 4 | 72 | .286 | 0 | 0 | 0 | 1 | 1 |
| TOTAL | 3.48 | 11-8 | 62 | 26 | 3 | 2 | 1 | 165.0 | 168 | 99 | 82 | 67 | 135 | 27 | 2 | 18 | 738 | .264 | 19 | 5 | 0 | 9 | 6 |

SEASON HIGHS (2025)

| Category | No. | Opponent (Last) | Date |
|----------------|-----|-----------------|---------|
| Innings | 4.1 | UCA | 3/17/26 |
| Longest Start | 4.0 | UConn | 3/22/26 |
| Shortest Start | - | - | - |
| Longest Relief | 4.1 | UCA | 3/17/26 |
| Hits | 5 | Oklahoma | 4/19/26 |
| Runs | 4 | Oklahoma | 4/19/26 |
| Earned Runs | 4 | Oklahoma | 4/19/26 |
| Walks | 0 | Akron | 2/8/26 |
| Strikeouts | 5 | UConn | 3/22/26 |

CAREER HIGHS

| Category | No. | Opponent (Last) | Date |
|----------------|-----|-----------------|---------|
| Innings | 7.0 | Purdue | 3/15/23 |
| Longest Start | 7.0 | Purdue | 3/15/23 |
| Shortest Start | 0.0 | Florida | 4/6/25 |
| Longest Relief | 5.1 | Tennessee | 3/24/25 |
| Hits | 7 | Auburn | 5/5/23 |
| Runs | 4 | 7x (Oklahoma) | 4/19/26 |
| Earned Runs | 4 | 5x (Oklahoma) | 4/19/26 |
| Walks | 4 | 3x (Auburn) | 5/7/23 |
| Strikeouts | 14 | Purdue | 3/15/23 |

PLAYER PROFILE

- » Transferred to Arkansas after spending her freshman season at Mississippi State in 2023.
- » Pitched a five-inning perfect game on April 18, 2025 against Colorado State. Striking out two of her 15 batters faced while only throwing 46 pitches. Her 46 pitches were the fewest in a perfect game nationally since Liberty's Megan Johnson threw 39 during a perfect game against Texas Southern on March 6, 2020.
- » Made a team-high 26 appearances with nine starts while posting a 3.13 ERA and striking out 69 batters in 76 innings of work at Mississippi State (2023).
- » Prepped at Pinnacle High School in Phoenix, Ariz., where she led the state of Arizona in wins (23) as a senior in 2022.
- » Has over 100 cousins due to her father being one of 12 children. Second cousin is former NFL QB Steve Beuerlein.
- » Father Ed Beuerlein was drafted by the Milwaukee Brewers in the 14th round of the 1986 MLB draft before playing collegiately at Louisiana Tech and playing three years in the Houston Astros farm system.
- » Majoring in Information Systems Business Analytics

CAREER HONORS

- » SEC Pitcher of the Week (April 22, 2025)
- » SEC Freshman of the Week (March 21, 2023)
- » NFCA All-America Scholar-Athlete (2023)

GAME-BY-GAME

| Date | Opponent | GS | IP | H | R | ER | BB | SO | 2B | 3B | HR | WP | BK | HBP | IBB | Score | W-L | Sv | ERA | NP |
|---------------|-------------|----|----------|-------------|-----------|-----------|----------|----------|-----------|----------|----------|----------|----------|----------|----------|--------------|------------|----------|-------------|----------|
| Feb 08 | vs Akron | | 1.0 | 3 | 1 | 1 | 0 | 0 | 0 | 0 | 0 | 0 | 0 | 0 | 0 | 21-3 | 0-0 | 0 | 7.00 | 15 |
| Mar 17 | UCA | | 4.1 | 3 | 0 | 0 | 0 | 2 | 1 | 0 | 0 | 0 | 0 | 0 | 0 | 10-2 | 1-0 | 0 | 1.31 | 54 |
| Mar 22 | UCONN | * | 4.0 | 4 | 2 | 0 | 0 | 5 | 1 | 0 | 0 | 0 | 0 | 0 | 0 | 9-4 | 1-0 | 0 | 0.75 | 58 |
| Mar 28 | FLORIDA | | 3.1 | 4 | 3 | 3 | 0 | 1 | 2 | 0 | 2 | 0 | 0 | 0 | 0 | 6-12 | 1-0 | 0 | 2.21 | 46 |
| Apr 17 | at Oklahoma | | 0.1 | 0 | 0 | 0 | 0 | 0 | 0 | 0 | 0 | 0 | 0 | 0 | 0 | 7-8 | 1-0 | 0 | 2.15 | 3 |
| Apr 19 | at Oklahoma | | 2.2 | 5 | 4 | 4 | 0 | 3 | 1 | 0 | 1 | 0 | 0 | 0 | 0 | 1-11 | 1-0 | 0 | 3.57 | 48 |
| Apr 25 | MISSOURI | | 2.0 | 1 | 1 | 1 | 0 | 0 | 0 | 0 | 1 | 0 | 0 | 0 | 0 | 9-2 | 1-0 | 1 | 3.57 | 23 |
| Totals | | | 1 | 17.2 | 20 | 11 | 9 | 0 | 11 | 5 | 0 | 4 | 0 | 0 | 0 | 63-42 | 1-0 | 1 | 3.57 | - |



ASHTYN REICHARDT • RIKE-hard

OF • L/L • 5-7 • Redshirt Freshman
Katy, Texas • Katy HS

5

CAREER STATS

| Year | Avg. | GP-GS | AB | R | H | 2B | 3B | HR | RBI | TB | SLG% | BB | HBP | SO | GDP | OBP | SF | SH | SB-ATT | PO | A | E | FLD% | |
|--------------|-------------|-------------|-----------|----------|----------|----------|----------|----------|----------|----------|-------------|----------|----------|----------|----------|-------------|----------|----------|------------|----------|----------|----------|--------------|-----------|
| 2025 | | | | | | | | | | | | | | | | | | | | | | | | DNP (INJ) |
| 2026 | .333 | 16-1 | 15 | 5 | 5 | 0 | 0 | 1 | 5 | 8 | .533 | 4 | 0 | 3 | 1 | .474 | 0 | 0 | 0-0 | 1 | 0 | 0 | 1.000 | |
| TOTAL | .333 | 16-1 | 15 | 5 | 5 | 0 | 0 | 1 | 5 | 8 | .533 | 4 | 0 | 3 | 1 | .474 | 0 | 0 | 0-0 | 1 | 0 | 0 | 1.000 | |

CAREER HONORS

- » District 19-6A First-Team (2021, 2022, 2023, 2024)
- » District 19-6A Offensive MVP (2024)
- » First-Team All-Greater Houston (2024)
- » Texas Class 6A First-Team All-State (2024)
- » Extra Inning Softball No. 22 Overall Player (2024)

GAME-BY-GAME

| Date | Opponent | Pos | AB | R | H | RBI | 2B | 3B | HR | BB | SB | CS | HBP | SAC | SF | GDP | K | PO | A | E | AVG | |
|---------------|---------------------|------------|-----------|----------|----------|----------|----------|----------|----------|----------|----------|----------|----------|----------|----------|----------|----------|----------|----------|----------|----------|-------------|
| Feb 06 | vs Virginia | ph | 1 | 0 | 0 | 0 | 0 | 0 | 0 | 0 | 0 | 0 | 0 | 0 | 0 | 0 | 0 | 1 | 0 | 0 | 0 | .000 |
| Feb 07 | at Coastal Carolina | ph | 1 | 1 | 0 | 0 | 0 | 0 | 0 | 0 | 0 | 0 | 0 | 0 | 0 | 0 | 0 | 1 | 0 | 0 | 0 | .000 |
| Feb 08 | vs Akron | ph/of | 2 | 1 | 2 | 4 | 0 | 0 | 1 | 0 | 0 | 0 | 0 | 0 | 0 | 0 | 0 | 0 | 0 | 0 | 0 | .500 |
| Feb 13 | vs Clemson | ph | 0 | 0 | 0 | 0 | 0 | 0 | 0 | 1 | 0 | 0 | 0 | 0 | 0 | 0 | 0 | 0 | 0 | 0 | 0 | .500 |
| Feb 15 | at Texas State | ph | 1 | 1 | 1 | 0 | 0 | 0 | 0 | 0 | 0 | 0 | 0 | 0 | 0 | 0 | 0 | 0 | 0 | 0 | 0 | .600 |
| Feb 21 | SEMO | ph/d | 1 | 0 | 0 | 0 | 0 | 0 | 0 | 0 | 0 | 0 | 0 | 0 | 0 | 0 | 0 | 1 | 0 | 0 | 0 | .500 |
| Feb 27 | CHARLOTTE | ph/d | 0 | 1 | 0 | 0 | 0 | 0 | 0 | 1 | 0 | 0 | 0 | 0 | 0 | 0 | 0 | 0 | 0 | 0 | 0 | .500 |
| Feb 28 | CHARLOTTE | ph/d | 1 | 0 | 0 | 0 | 0 | 0 | 0 | 0 | 0 | 0 | 0 | 0 | 0 | 0 | 0 | 0 | 0 | 0 | 0 | .429 |
| Mar 06 | GEORGIA | ph | 1 | 0 | 0 | 0 | 0 | 0 | 0 | 0 | 0 | 0 | 0 | 0 | 0 | 0 | 0 | 1 | 0 | 0 | 0 | .375 |
| Mar 09 | at Missouri State | ph | 1 | 0 | 0 | 0 | 0 | 0 | 0 | 0 | 0 | 0 | 0 | 0 | 0 | 0 | 0 | 0 | 0 | 0 | 0 | .333 |
| Mar 20 | UCONN | ph | 1 | 0 | 0 | 0 | 0 | 0 | 0 | 0 | 0 | 0 | 0 | 0 | 0 | 0 | 0 | 0 | 0 | 0 | 0 | .300 |
| Mar 24 | at UCA | ph | 1 | 0 | 0 | 0 | 0 | 0 | 0 | 0 | 0 | 0 | 0 | 0 | 0 | 0 | 0 | 0 | 0 | 0 | 0 | .273 |
| Apr 22 | at Tulsa | ph | 1 | 0 | 1 | 1 | 0 | 0 | 0 | 0 | 0 | 0 | 0 | 0 | 0 | 0 | 0 | 0 | 0 | 0 | 0 | .333 |
| Apr 24 | MISSOURI | *of | 2 | 0 | 1 | 0 | 0 | 0 | 0 | 1 | 0 | 0 | 0 | 0 | 0 | 0 | 0 | 0 | 0 | 0 | 0 | .357 |
| Apr 25 | MISSOURI | ph | 0 | 1 | 0 | 0 | 0 | 0 | 0 | 1 | 0 | 0 | 0 | 0 | 0 | 0 | 0 | 0 | 0 | 0 | 0 | .357 |
| Apr 26 | MISSOURI | ph/of | 1 | 0 | 0 | 0 | 0 | 0 | 0 | 0 | 0 | 0 | 0 | 0 | 0 | 0 | 0 | 0 | 1 | 0 | 0 | .333 |
| Totals | | 1gs | 15 | 5 | 5 | 5 | 0 | 0 | 1 | 4 | 0 | 0 | 0 | 0 | 0 | 0 | 0 | 1 | 3 | 1 | 0 | .333 |

SEASON HIGHS

| Category | No. | Opponent (Last) | Date |
|-----------|-----|-----------------|---------|
| Hits | 2 | Akron | 2/8/26 |
| Doubles | - | - | - |
| Triples | - | - | - |
| Home Runs | 1 | Akron | 2/8/26 |
| RBI's | 4 | Akron | 2/8/26 |
| Runs | 1 | 5x (Missouri) | 4/25/26 |
| Walks | 1 | 4x (Missouri) | 4/25/26 |
| ABs | 2 | 2x (Missouri) | 4/26/26 |

CAREER HIGHS

| Category | No. | Opponent (Last) | Date |
|-----------|-----|-----------------|---------|
| Hits | 2 | Akron | 2/8/26 |
| Doubles | - | - | - |
| Triples | - | - | - |
| Home Runs | 1 | Akron | 2/8/26 |
| RBI's | 4 | Akron | 2/8/26 |
| Runs | 1 | 5x (Missouri) | 4/25/26 |
| Walks | 1 | 4x (Missouri) | 4/25/26 |
| ABs | 2 | 2x (Missouri) | 4/26/26 |

PLAYER PROFILE

- » Redshirted her true freshman season after suffering an ACL injury in the summer of 2025. Also, coached first base for Arkansas in 2025.
- » Hit first career home run, with a three-run blast in a 21-3 win over Akron (Feb. 8).
- » Played high school softball with Cam Harrison and Kaley Wyckoff at Katy High School in Katy, Texas. Played under former Kansas (1988-1995) and Alabama coach (1996-1998) Kalum Haack at Katy.
- » Batted .551 with 59 hits, 10 doubles, three triples, 12 home runs, 46 RBI, 69 runs scored and 21 stolen bases as a senior at Katy (2024), helping lead the Tigers to a No. 1 national ranking during the 2024 season in which they posted a 39-3-1 overall record.
- » Struck out just once in her first 100 at-bats her senior year while at Katy High School. Was one of six D1 signees on her high school team in 2024.
- » Played travel ball with Impact Gold Jackson 18U where she was teammates with current teammates Cam Harrison and Ella McDowell. Has played softball with Cam Harrison since she was eight years old.
- » Majoring in Biology



ELLA MCDOWELL

INF • R/R • 5-6 • Sophomore
 Richmond, Texas • Foster HS

6

CAREER STATS

| Year | Avg. | GP-GS | AB | R | H | 2B | 3B | HR | RBI | TB | SLG% | BB | HBP | SO | GDP | OBP | SF | SH | SB-ATT | PO | A | E | FLD% |
|--------------|-------------|----------------|------------|------------|------------|-----------|----------|-----------|------------|------------|-------------|-----------|----------|-----------|----------|-------------|----------|----------|------------|-----------|------------|----------|-------------|
| 2025 | .352 | 58-58 | 179 | 39 | 63 | 10 | 1 | 7 | 54 | 96 | .536 | 21 | 4 | 11 | 2 | .425 | 3 | 0 | 2-2 | 44 | 79 | 4 | .969 |
| 2026 | .337 | 57-57 | 172 | 62 | 58 | 10 | 0 | 11 | 53 | 101 | .587 | 27 | 3 | 14 | 0 | .433 | 1 | 1 | 0-0 | 41 | 92 | 4 | .971 |
| TOTAL | .345 | 115-115 | 351 | 101 | 121 | 20 | 1 | 18 | 107 | 197 | .561 | 48 | 7 | 25 | 2 | .429 | 4 | 1 | 2-2 | 85 | 171 | 8 | .970 |

CAREER HONORS

- » First-Team All-SEC (2026)
- » SEC All-Defensive Team (2026)
- » First-Team NFCA All-Region (2026)
- » Third-Team NFCA All-America (2025)
- » D1 Softball Freshman All-America (2025)
- » D1 Softball National Freshman of the Week (2025)
- » SEC Freshman of the Week (April 1, 8, 29)
- » VYPE Houston Softball Player of the Year (2024)
- » US 18-U National Team Member (2024)
- » WBSC U-18 Women's Softball World Cup Group C Most Outstanding Player (2024)
- » First-Team All-Greater Houston (2021, 2022, 2023, 2024)

GAME-BY-GAME

| Date | Opponent | Pos | AB | R | H | RBI | 2B | 3B | HR | BB | SB | CS | HBP | SAC | SF | GDP | K | PO | A | E | AVG |
|---------------|----------------------|-----|-------------|------------|-----------|-----------|-----------|-----------|----------|-----------|-----------|----------|----------|----------|----------|----------|-----------|-----------|-----------|----------|-------------|
| Feb 06 | vs Virginia | *3b | 4 | 2 | 2 | 2 | 1 | 0 | 1 | 0 | 0 | 0 | 0 | 0 | 0 | 0 | 1 | 0 | 1 | 0 | .500 |
| Feb 06 | vs Akron | *3b | 2 | 0 | 1 | 0 | 0 | 0 | 0 | 2 | 0 | 0 | 0 | 0 | 0 | 0 | 0 | 1 | 1 | 0 | .500 |
| Feb 07 | vs Virginia | *3b | 3 | 1 | 1 | 0 | 0 | 0 | 0 | 0 | 0 | 0 | 0 | 0 | 0 | 0 | 0 | 1 | 2 | 0 | .444 |
| Feb 07 | at Coastal Carolina | *3b | 3 | 2 | 2 | 1 | 0 | 0 | 0 | 0 | 0 | 0 | 0 | 0 | 0 | 0 | 0 | 0 | 3 | 1 | .500 |
| Feb 08 | vs Akron | *3b | 3 | 1 | 0 | 0 | 0 | 0 | 0 | 1 | 0 | 0 | 0 | 0 | 0 | 0 | 0 | 0 | 1 | 1 | .400 |
| Feb 13 | vs Wichita State | *3b | 3 | 0 | 0 | 1 | 0 | 0 | 0 | 0 | 0 | 0 | 0 | 0 | 0 | 1 | 1 | 1 | 1 | 0 | .333 |
| Feb 13 | vs Clemson | *3b | 3 | 2 | 3 | 4 | 0 | 0 | 1 | 0 | 0 | 0 | 0 | 0 | 0 | 0 | 0 | 0 | 1 | 0 | .429 |
| Feb 14 | vs BYU | *3b | 3 | 2 | 1 | 2 | 0 | 0 | 0 | 1 | 0 | 0 | 0 | 0 | 0 | 0 | 0 | 0 | 4 | 0 | .417 |
| Feb 15 | at Texas State | *3b | 4 | 1 | 1 | 3 | 0 | 0 | 1 | 0 | 0 | 0 | 0 | 0 | 0 | 0 | 0 | 2 | 4 | 0 | .393 |
| Feb 20 | SEMO | *3b | 3 | 0 | 0 | 0 | 0 | 0 | 0 | 0 | 0 | 0 | 1 | 0 | 0 | 0 | 0 | 0 | 2 | 2 | .355 |
| Feb 20 | NORTHWESTERN | *3b | 4 | 1 | 0 | 0 | 0 | 0 | 0 | 0 | 0 | 0 | 0 | 0 | 0 | 0 | 0 | 0 | 0 | 0 | .314 |
| Feb 21 | NORTHWESTERN | *3b | 3 | 1 | 2 | 1 | 1 | 0 | 0 | 0 | 0 | 0 | 0 | 0 | 0 | 0 | 0 | 0 | 1 | 0 | .342 |
| Feb 21 | SEMO | *3b | 2 | 3 | 1 | 1 | 1 | 0 | 0 | 2 | 0 | 0 | 0 | 0 | 0 | 0 | 0 | 1 | 1 | 0 | .350 |
| Feb 22 | NORTHWESTERN | *3b | 3 | 2 | 2 | 2 | 0 | 0 | 1 | 1 | 0 | 0 | 0 | 0 | 0 | 0 | 0 | 1 | 2 | 0 | .372 |
| Feb 26 | OMAHA | *3b | 3 | 0 | 0 | 0 | 0 | 0 | 0 | 0 | 0 | 0 | 0 | 0 | 0 | 0 | 0 | 1 | 0 | 2 | .348 |
| Feb 27 | BOISE STATE | *3b | 3 | 1 | 1 | 2 | 0 | 0 | 0 | 0 | 0 | 0 | 0 | 0 | 0 | 0 | 0 | 0 | 2 | 0 | .347 |
| Feb 27 | CHARLOTTE | *3b | 2 | 2 | 1 | 1 | 0 | 0 | 0 | 1 | 0 | 0 | 0 | 0 | 0 | 0 | 0 | 1 | 2 | 0 | .353 |
| Feb 28 | OMAHA | *3b | 3 | 0 | 0 | 0 | 0 | 0 | 0 | 0 | 0 | 0 | 0 | 0 | 0 | 0 | 0 | 2 | 1 | 0 | .333 |
| Feb 28 | CHARLOTTE | *3b | 3 | 0 | 1 | 1 | 0 | 0 | 0 | 0 | 0 | 0 | 0 | 0 | 0 | 0 | 0 | 0 | 2 | 0 | .333 |
| March 1 | KANSAS | *3b | 2 | 1 | 1 | 0 | 0 | 0 | 1 | 0 | 0 | 0 | 0 | 0 | 0 | 0 | 0 | 0 | 1 | 0 | .339 |
| Mar 06 | GEORGIA | *3b | 3 | 1 | 3 | 2 | 1 | 0 | 1 | 1 | 0 | 0 | 0 | 0 | 0 | 0 | 0 | 0 | 0 | 0 | .371 |
| Mar 07 | GEORGIA | *3b | 3 | 1 | 2 | 1 | 1 | 0 | 0 | 1 | 0 | 0 | 0 | 0 | 0 | 0 | 0 | 1 | 2 | 0 | .385 |
| Mar 08 | GEORGIA | *3b | 4 | 1 | 1 | 4 | 0 | 0 | 1 | 0 | 0 | 0 | 0 | 0 | 0 | 0 | 0 | 1 | 0 | 1 | .377 |
| Mar 09 | at Missouri State | *3b | 3 | 3 | 3 | 6 | 1 | 0 | 1 | 0 | 0 | 0 | 0 | 0 | 0 | 0 | 0 | 1 | 3 | 0 | .403 |
| Mar 13 | at Alabama | *3b | 3 | 0 | 0 | 0 | 0 | 0 | 0 | 0 | 0 | 0 | 0 | 0 | 0 | 0 | 0 | 2 | 1 | 1 | .387 |
| Mar 14 | at Alabama | *3b | 3 | 2 | 1 | 1 | 0 | 0 | 0 | 1 | 0 | 0 | 1 | 0 | 0 | 0 | 0 | 1 | 3 | 0 | .385 |
| Mar 15 | at Alabama | *3b | 3 | 1 | 3 | 1 | 0 | 0 | 1 | 0 | 0 | 0 | 0 | 0 | 0 | 0 | 0 | 0 | 1 | 0 | .407 |
| Mar 17 | UCA | *3b | 2 | 2 | 1 | 1 | 0 | 0 | 0 | 1 | 0 | 0 | 0 | 0 | 0 | 0 | 0 | 0 | 2 | 0 | .410 |
| Mar 20 | UConn | *3b | 3 | 3 | 2 | 1 | 1 | 0 | 0 | 1 | 0 | 0 | 0 | 0 | 0 | 0 | 0 | 1 | 0 | 0 | .419 |
| Mar 21 | UConn | *3b | 3 | 1 | 0 | 0 | 0 | 0 | 0 | 1 | 0 | 0 | 0 | 0 | 0 | 0 | 0 | 0 | 2 | 0 | .404 |
| Mar 22 | UConn | *3b | 4 | 1 | 1 | 0 | 0 | 0 | 0 | 0 | 0 | 0 | 0 | 0 | 0 | 0 | 0 | 1 | 2 | 0 | .398 |
| Mar 24 | at UCA | *3b | 4 | 2 | 2 | 2 | 0 | 0 | 2 | 0 | 0 | 0 | 0 | 0 | 0 | 0 | 0 | 2 | 3 | 0 | .402 |
| Mar 27 | FLORIDA | *3b | 3 | 1 | 1 | 0 | 0 | 0 | 0 | 1 | 0 | 0 | 0 | 0 | 0 | 0 | 0 | 0 | 0 | 0 | .400 |
| Mar 28 | FLORIDA | *3b | 4 | 1 | 0 | 1 | 0 | 0 | 0 | 0 | 0 | 0 | 0 | 0 | 0 | 0 | 0 | 0 | 2 | 0 | .385 |
| Mar 29 | FLORIDA | *3b | 4 | 0 | 0 | 0 | 0 | 0 | 0 | 0 | 0 | 0 | 0 | 0 | 0 | 0 | 0 | 2 | 2 | 0 | .370 |
| Apr 04 | AUBURN | *3b | 1 | 2 | 0 | 0 | 0 | 0 | 0 | 2 | 0 | 0 | 0 | 0 | 0 | 0 | 0 | 0 | 1 | 0 | .367 |
| Apr 05 | AUBURN | *3b | 3 | 1 | 2 | 0 | 0 | 0 | 0 | 0 | 0 | 0 | 0 | 0 | 0 | 0 | 0 | 0 | 3 | 0 | .375 |
| Apr 06 | AUBURN | *3b | 3 | 0 | 0 | 0 | 0 | 0 | 0 | 0 | 0 | 0 | 0 | 0 | 0 | 0 | 0 | 0 | 1 | 0 | .365 |
| Apr 10 | at Mississippi State | *3b | 3 | 0 | 0 | 0 | 0 | 0 | 0 | 0 | 0 | 0 | 0 | 0 | 0 | 0 | 0 | 2 | 0 | 2 | .356 |
| Apr 11 | at Mississippi State | *3b | 3 | 1 | 1 | 1 | 0 | 0 | 0 | 0 | 0 | 0 | 0 | 0 | 0 | 0 | 0 | 0 | 0 | 1 | .355 |
| Apr 12 | at Mississippi State | *3b | 2 | 3 | 1 | 1 | 0 | 0 | 0 | 3 | 0 | 0 | 0 | 0 | 0 | 0 | 0 | 0 | 2 | 1 | .358 |
| Apr 17 | at Oklahoma | *3b | 4 | 3 | 3 | 2 | 0 | 0 | 1 | 0 | 0 | 0 | 0 | 0 | 0 | 0 | 0 | 0 | 1 | 1 | .370 |
| Apr 18 | at Oklahoma | *3b | 2 | 1 | 0 | 0 | 0 | 0 | 0 | 0 | 0 | 0 | 1 | 0 | 0 | 0 | 0 | 0 | 2 | 3 | .364 |
| Apr 19 | at Oklahoma | *3b | 3 | 0 | 1 | 0 | 0 | 0 | 0 | 0 | 0 | 0 | 0 | 0 | 0 | 0 | 0 | 0 | 0 | 1 | .364 |
| Apr 22 | at Tulsa | *3b | 4 | 0 | 2 | 1 | 1 | 0 | 0 | 0 | 0 | 0 | 0 | 0 | 0 | 0 | 0 | 0 | 3 | 0 | .368 |
| Apr 24 | MISSOURI | *3b | 3 | 1 | 2 | 1 | 0 | 0 | 0 | 0 | 0 | 0 | 0 | 0 | 0 | 0 | 0 | 0 | 1 | 3 | .374 |
| Apr 25 | MISSOURI | *3b | 3 | 1 | 1 | 2 | 0 | 0 | 0 | 1 | 0 | 0 | 0 | 0 | 0 | 0 | 0 | 1 | 0 | 3 | .373 |
| Apr 26 | MISSOURI | *3b | 4 | 0 | 2 | 1 | 1 | 0 | 0 | 0 | 0 | 0 | 0 | 0 | 0 | 0 | 0 | 1 | 0 | 1 | .377 |
| Apr 30 | at Texas | *3b | 3 | 0 | 0 | 0 | 0 | 0 | 0 | 0 | 0 | 0 | 0 | 0 | 0 | 0 | 0 | 0 | 1 | 3 | .369 |
| May 01 | at Texas | *3b | 4 | 0 | 0 | 0 | 0 | 0 | 0 | 0 | 0 | 0 | 0 | 0 | 0 | 0 | 0 | 0 | 3 | 0 | .359 |
| May 02 | at Texas | *3b | 3 | 0 | 0 | 0 | 0 | 0 | 0 | 0 | 0 | 0 | 0 | 0 | 0 | 0 | 0 | 1 | 1 | 0 | .353 |
| May 06 | vs Mississippi State | *3b | 3 | 0 | 0 | 0 | 0 | 0 | 0 | 0 | 0 | 0 | 0 | 0 | 0 | 0 | 0 | 0 | 4 | 0 | .346 |
| May 07 | vs Alabama | *3b | 3 | 0 | 0 | 0 | 0 | 0 | 0 | 0 | 0 | 0 | 0 | 0 | 0 | 0 | 0 | 1 | 0 | 1 | .340 |
| May 15 | FORDHAM | *3b | 4 | 0 | 0 | 0 | 0 | 0 | 0 | 0 | 0 | 0 | 0 | 0 | 0 | 0 | 0 | 4 | 2 | 0 | .331 |
| May 16 | USF | *3b | 3 | 1 | 1 | 1 | 0 | 0 | 0 | 0 | 0 | 0 | 0 | 1 | 0 | 0 | 0 | 0 | 0 | 3 | .331 |
| May 17 | USF | *3b | 2 | 2 | 1 | 1 | 1 | 0 | 0 | 2 | 0 | 0 | 0 | 0 | 0 | 0 | 0 | 0 | 0 | 1 | .333 |
| May 22 | DUKE | *3b | 1 | 4 | 1 | 1 | 0 | 0 | 0 | 3 | 0 | 0 | 0 | 0 | 0 | 0 | 0 | 0 | 3 | 3 | .337 |
| Totals | | | 57gs | 172 | 62 | 58 | 53 | 10 | 0 | 11 | 27 | 0 | 3 | 1 | 1 | 0 | 14 | 41 | 92 | 4 | .337 |

SEASON HIGHS

| Category | No. | Opponent (Last) | Date |
|-----------|-----|------------------|---------|
| Hits | 3 | 5x (Oklahoma) | 4/17/26 |
| Doubles | 1 | 10x (USF) | 5/17/26 |
| Triples | - | - | - |
| Home Runs | 2 | Central Arkansas | 3/24/26 |
| RBI | 6 | Missouri State | 3/9/26 |
| Runs | 4 | Duke | 5/22/26 |
| Walks | 3 | 2x (Duke) | 5/22/26 |
| ABs | 4 | 13x (Fordham) | 5/15/26 |

CAREER HIGHS

| Category | No. | Opponent (Last) | Date |
|-----------|-----|------------------|---------|
| Hits | 4 | at Florida | 4/5/25 |
| Doubles | 2 | at Florida | 4/5/25 |
| Triples | 1 | Ole Miss | 3/9/25 |
| Home Runs | 2 | Central Arkansas | 3/24/26 |
| RBI | 5 | South Carolina | 4/11/25 |
| Runs | 3 | 7x (Oklahoma) | 4/17/26 |
| Walks | 3 | at Miss. State | 4/12/26 |
| ABs | 5 | 2x (LSU) | 5/1/25 |

PLAYER PROFILE

- » Finished her freshman campaign with the fourth-highest batting average by a freshman in program history (.352) and recorded the third-highest OBP by a Razorback freshman (.425).
- » Registered 18 multi-hit games and 14 multi-RBI games while posting a 16-game reached base streak and a seven-game hitting streak during the 2025 season.
- » Earned 2025 NFCA Third-Team All-America honors while being named a Freshman All-American by D1 Softball.
- » Played at Foster High School, where she batted .704 with a .789 on-base percentage, 1.544 slugging percentage, 22 home runs, 71 runs, 58 RBI and 31 stolen bases as a senior in 2024. Her 22 home runs as a senior ranked seventh nationally among all prep players.
- » Finished the 2023 season on a 32-game hitting streak while totaling 59 hits and 12 home runs while registering a .678 batting average.
- » Was intentionally walked her last 11 at-bats of her high school career.
- » Played baseball from the ages of 6-8.
- » Favorite midnight snack is bread and butter.



KYLER DEL DUCA • DELL-Duke-uh

UTL • R/R • 5-4 • Freshman
Chino, Calif. • Chino Hills HS

8

CAREER STATS

| Year | Avg. | GP-GS | AB | R | H | 2B | 3B | HR | RBI | TB | SLG% | BB | HBP | SO | GDP | OBP | SF | SH | SB-ATT | PO | A | E | FLD% |
|--------------|-------------|-------------|----------|-----------|----------|----------|----------|----------|----------|----------|-------------|----------|----------|----------|----------|-------------|----------|----------|------------|-----------|----------|----------|--------------|
| 2026 | .250 | 42-1 | 8 | 12 | 2 | 1 | 0 | 0 | 3 | 3 | .375 | 2 | 0 | 3 | 0 | .400 | 0 | 0 | 0-0 | 10 | 3 | 0 | 1.000 |
| TOTAL | .250 | 42-1 | 8 | 12 | 2 | 1 | 0 | 0 | 3 | 3 | .375 | 2 | 0 | 3 | 0 | .400 | 0 | 0 | 0-0 | 10 | 3 | 0 | 1.000 |

CAREER HONORS

- » Three-time All-Baseline League Selection

SEASON HIGHS

| Category | No. | Opponent (Last) | Date |
|-----------|-----|-----------------|---------|
| Hits | 1 | 2x (SEMO) | 2/21/26 |
| Doubles | 1 | Northwestern | 2/21/26 |
| Triples | - | - | - |
| Home Runs | - | - | - |
| RBI | 3 | Northwestern | 2/21/26 |
| Runs | 1 | 11x (Texas) | 5/2/26 |
| Walks | 1 | 2x (Alabama) | 3/15/26 |
| ABs | 1 | 8x (Texas) | 5/2/26 |

CAREER HIGHS

| Category | No. | Opponent (Last) | Date |
|-----------|-----|-----------------|---------|
| Hits | 1 | 2x (NW) | 2/21/26 |
| Doubles | 1 | Northwestern | 2/21/26 |
| Triples | - | - | - |
| Home Runs | - | - | - |
| RBI | 3 | Northwestern | 2/21/26 |
| Runs | 1 | 5x (Kansas) | 2/21/26 |
| Walks | 1 | 2x (Alabama) | 3/15/26 |
| ABs | 1 | 7x (UCA) | 3/17/26 |

PLAYER PROFILE

- » Recorded her first career hit in a win over Akron (Feb. 8)
- » Four-year letterwinner and three-time all-league selection at Chino Hills in Chino, Calif., playing middle infield and outfield for the Huskies, leading them to four Baseline League Championships.
- » Registered a .401 batting average with 102 hits, 23 doubles, two triples, 18 home runs, 37 walks and 68 RBI during her high school career.
- » Hit .406 with 39 hits, 11 doubles, two triples, 10 home runs, 17 walks and 31 RBI as a senior in 2025. Batted .429 as a junior in 2024 with 33 hits, eight doubles, five home runs, 20 RBI, 21 runs scored and nine stolen bases in addition to a .727 slugging percentage
- » Played travel ball for OC Batbusters-Stith, leading them to an Alliance Super Cup Championship and IDT Championship in 2025.
- » Also participated in flag football where she was an all-league selection and participated in the Inland Valley Classic All-Star Games.
- » Plans to major in business

GAME-BY-GAME

| Date | Opponent | Pos | AB | R | H | RBI | 2B | 3B | HR | BB | SB | CS | HBP | SAC | SF | GDP | K | PO | A | E | AVG | |
|---------------|---------------------|------------|----------|----------|----------|----------|----------|----------|----------|----------|----------|----------|----------|----------|----------|----------|----------|----------|----------|----------|----------|-------------|
| Feb 06 | vs Virginia | pr | 0 | 0 | 0 | 0 | 0 | 0 | 0 | 0 | 0 | 0 | 0 | 0 | 0 | 0 | 0 | 0 | 0 | 0 | 0 | .000 |
| Feb 07 | vs Virginia | pr | 0 | 0 | 0 | 0 | 0 | 0 | 0 | 0 | 0 | 0 | 0 | 0 | 0 | 0 | 0 | 0 | 0 | 0 | 0 | .000 |
| Feb 07 | at Coastal Carolina | ph | 1 | 0 | 0 | 0 | 0 | 0 | 0 | 0 | 0 | 0 | 0 | 0 | 0 | 0 | 1 | 0 | 0 | 0 | .000 | |
| Feb 08 | vs Akron | ph/2b | 1 | 1 | 1 | 0 | 0 | 0 | 0 | 1 | 0 | 0 | 0 | 0 | 0 | 0 | 0 | 0 | 0 | 2 | 0 | .500 |
| Feb 21 | SEMO | pr/ph | 1 | 1 | 1 | 3 | 1 | 0 | 0 | 0 | 0 | 0 | 0 | 0 | 0 | 0 | 0 | 0 | 0 | 0 | 0 | .667 |
| Feb 28 | CHARLOTTE | ph | 1 | 0 | 0 | 0 | 0 | 0 | 0 | 0 | 0 | 0 | 0 | 0 | 0 | 0 | 0 | 1 | 0 | 0 | 0 | .400 |
| Mar 09 | at Missouri State | of | 1 | 0 | 0 | 0 | 0 | 0 | 0 | 0 | 0 | 0 | 0 | 0 | 0 | 0 | 0 | 0 | 0 | 0 | 0 | .333 |
| Mar 15 | at Alabama | ph | 0 | 0 | 0 | 0 | 0 | 0 | 0 | 1 | 0 | 0 | 0 | 0 | 0 | 0 | 0 | 0 | 0 | 0 | 0 | .333 |
| Mar 17 | UCA | ph | 1 | 0 | 0 | 0 | 0 | 0 | 0 | 0 | 0 | 0 | 0 | 0 | 0 | 0 | 0 | 0 | 0 | 0 | 0 | .286 |
| Totals | | Ogs | 7 | 8 | 2 | 3 | 1 | 0 | 0 | 2 | 0 | 0 | 0 | 0 | 0 | 0 | 0 | 2 | 0 | 2 | 0 | .286 |



ROBYN HERRON

LHP • R/L • 5-10 • Senior
Tampa, Fla. • Sickles HS

11

CAREER STATS

| Year | ERA | W-L | APP | GS | CG | SHO | SV | IP | H | R | ER | BB | SO | 2B | 3B | HR | BF | B.AVG | WP | HBP | BK | SF | SH |
|--------------|-------------|--------------|------------|-----------|-----------|-------------|----------|--------------|------------|------------|------------|------------|------------|-----------|----------|-----------|-------------|-------------|-----------|-----------|----------|-----------|-----------|
| 2023 | 2.30 | 8-4 | 24 | 13 | 2 | 2/3 | 0 | 73.0 | 46 | 29 | 24 | 38 | 107 | 5 | 1 | 8 | 306 | .175 | 8 | 3 | 0 | 1 | 1 |
| 2024 | 1.62 | 12-9 | 29 | 19 | 10 | 5/0 | 0 | 125.1 | 74 | 36 | 29 | 43 | 143 | 9 | 2 | 7 | 503 | .171 | 11 | 12 | 0 | 5 | 9 |
| 2025 | 2.72 | 18-7 | 34 | 24 | 11 | 4/2 | 3 | 144.0 | 102 | 69 | 56 | 74 | 160 | 18 | 2 | 13 | 618 | .195 | 11 | 15 | 0 | 4 | 1 |
| 2026 | 2.09 | 16-6 | 29 | 22 | 6 | 4/1 | 4 | 113.2 | 77 | 44 | 34 | 39 | 173 | 15 | 0 | 17 | 467 | .184 | 5 | 5 | 0 | 1 | 3 |
| TOTAL | 2.20 | 54-26 | 116 | 78 | 29 | 15/6 | 7 | 456.0 | 299 | 178 | 143 | 194 | 583 | 47 | 5 | 45 | 1894 | .182 | 35 | 35 | 0 | 11 | 14 |

SEASON HIGHS

| Category | No. | Opponent (Last) | Date |
|----------------|-----|-----------------|---------|
| Innings | 7.0 | 3x (Tulsa) | 4/22/26 |
| Longest Start | 7.0 | 3x (Tulsa) | 4/22/26 |
| Shortest Start | 2.1 | Georgia | 3/6/26 |
| Longest Relief | 4.1 | Northwestern | 2/22/26 |
| Hits | 6 | 2x (Georgia) | 3/6/26 |
| Runs | 6 | Georgia | 3/28/26 |
| Earned Runs | 5 | Georgia | 3/28/26 |
| Walks | 3 | 7x (Oklahoma) | 4/19/26 |
| Strikeouts | 13 | Tulsa | 4/22/26 |

CAREER HIGHS

| Category | No. | Opponent (Last) | Date |
|----------------|-----|---------------------|---------|
| Innings | 8.0 | Tennessee | 3/22/25 |
| Longest Start | 8.0 | Tennessee | 3/22/25 |
| Shortest Start | 0.2 | Auburn | 3/17/24 |
| Longest Relief | 6.1 | 2x (SEMO) | 3/3/24 |
| Hits | 7 | 2x (South Carolina) | 4/13/25 |
| Runs | 7 | Oklahoma | 3/15/25 |
| Earned Runs | 7 | Oklahoma | 3/15/25 |
| Walks | 8 | Oklahoma | 3/15/25 |
| Strikeouts | 16 | Tennessee | 3/22/25 |

PLAYER PROFILE


- » The senior left-hander ranks first in program history in career opponent batting average (.182)
- » Her 16 10+ strikeout games are the most in program history alongside Mary Haff (2018-22, 16).
- » Earned second-team All-America honors from both D1 Softball and Softball America and was also named Second-Team All-SEC and Second-Team NFCA All-Central region in 2025.
- » Herron and Nija Canady of Texas Tech are the only two returning pitchers nationally to rank in the top 30 nationally in fewest hits allowed per seven innings during each of the previous three seasons.
- » Tied a program single-game record with 16 strikeouts during an eight-inning complete-game win over Tennessee in her last start on March 22, 2025. She allowed just four hits in the win.
- » Trained under the same pitching coach as former Arkansas All-American Mary Haff while growing up.

CAREER HONORS

- » First-Team All-SEC (2026)
- » First-Team NFCA All-Region (2026)
- » SEC Pitcher of the Week (5X)
- » Wilson/NFCA National Pitcher of the Week (Feb. 17, 2026)
- » Softball America Second-Team All-American
- » (2025)
- » D1 Softball Second-Team All-America (2025)
- » Second-Team All-SEC (2025)
- » Second Team NFCA All-Central Region (2025)

GAME-BY-GAME

| Date | Opponent | GS | IP | H | R | ER | BB | SO | 2B | 3B | HR | WP | BK | HBP | IBB | Score | W-L | Sv | ERA | NP | |
|---------------|----------------------|----|-----------|--------------|-----------|-----------|-----------|-----------|------------|-----------|----------|-----------|----------|----------|----------|----------|---------------|-------------|----------|-------------|----------|
| Feb 06 | vs Virginia | * | 4.0 | 3 | 1 | 1 | 0 | 5 | 1 | 0 | 1 | 0 | 0 | 0 | 0 | 17-1 | 1-0 | 0 | 1.75 | 61 | |
| Feb 07 | at Coastal Carolina | * | 4.1 | 1 | 1 | 1 | 0 | 10 | 1 | 0 | 0 | 0 | 0 | 0 | 0 | 11-1 | 2-0 | 0 | 1.68 | 79 | |
| Feb 13 | vs Clemson | * | 5.0 | 1 | 0 | 0 | 2 | 11 | 0 | 0 | 0 | 0 | 0 | 0 | 0 | 12-0 | 3-0 | 0 | 1.05 | 78 | |
| Feb 14 | vs BYU | * | 1.2 | 0 | 0 | 0 | 1 | 4 | 0 | 0 | 0 | 0 | 0 | 0 | 0 | 11-1 | 4-0 | 0 | 0.93 | 23 | |
| Feb 20 | NORTHWESTERN | * | 7.0 | 0 | 0 | 0 | 1 | 12 | 0 | 0 | 0 | 0 | 1 | 0 | 0 | 6-0 | 5-0 | 0 | 0.64 | 99 | |
| Feb 22 | NORTHWESTERN | * | 4.1 | 6 | 3 | 3 | 0 | 7 | 0 | 0 | 2 | 0 | 0 | 0 | 0 | 9-8 | 6-0 | 0 | 1.33 | 79 | |
| Feb 26 | OMAHA | * | 5.0 | 2 | 2 | 2 | 1 | 11 | 0 | 0 | 2 | 0 | 0 | 0 | 0 | 10-2 | 7-0 | 0 | 1.56 | 85 | |
| Feb 28 | OMAHA | * | 3.0 | 3 | 0 | 0 | 1 | 6 | 0 | 0 | 0 | 0 | 0 | 1 | 0 | 4-2 | 7-0 | 1 | 1.43 | 62 | |
| March 1 | KANSAS | * | 3.0 | 0 | 0 | 0 | 2 | 5 | 0 | 0 | 0 | 0 | 0 | 0 | 0 | 11-3 | 8-0 | 1 | 1.31 | 51 | |
| Mar 06 | GEORGIA | * | 2.1 | 6 | 6 | 5 | 3 | 3 | 1 | 0 | 1 | 2 | 0 | 0 | 0 | 2-7 | 8-1 | 1 | 2.12 | 61 | |
| Mar 07 | GEORGIA | * | 0.1 | 0 | 0 | 0 | 0 | 0 | 0 | 0 | 0 | 0 | 0 | 0 | 0 | 7-6 | 8-1 | 2 | 2.10 | 4 | |
| Mar 08 | GEORGIA | * | 7.0 | 3 | 0 | 0 | 3 | 10 | 1 | 0 | 0 | 1 | 0 | 1 | 0 | 6-0 | 9-1 | 2 | 1.79 | 119 | |
| Mar 13 | at Alabama | * | 4.1 | 3 | 2 | 1 | 3 | 5 | 0 | 0 | 0 | 0 | 0 | 1 | 0 | 1-4 | 9-2 | 2 | 1.77 | 86 | |
| Mar 27 | FLORIDA | * | 5.0 | 3 | 2 | 1 | 3 | 8 | 1 | 0 | 0 | 0 | 0 | 0 | 0 | 6-2 | 10-2 | 2 | 1.74 | 96 | |
| Mar 28 | FLORIDA | * | 0.1 | 2 | 4 | 0 | 1 | 1 | 0 | 0 | 0 | 0 | 0 | 0 | 0 | 6-12 | 10-2 | 2 | 1.73 | 21 | |
| Apr 04 | AUBURN | * | 5.0 | 2 | 0 | 0 | 3 | 8 | 1 | 0 | 0 | 0 | 0 | 0 | 0 | 10-0 | 11-2 | 2 | 1.59 | 90 | |
| Apr 06 | AUBURN | * | 3.0 | 1 | 0 | 0 | 1 | 2 | 0 | 0 | 0 | 0 | 0 | 0 | 0 | 4-1 | 11-2 | 3 | 1.52 | 34 | |
| Apr 10 | at Mississippi State | * | 4.1 | 5 | 1 | 0 | 3 | 5 | 2 | 0 | 0 | 0 | 1 | 0 | 0 | 0-1 | 11-3 | 3 | 1.42 | 91 | |
| Apr 12 | at Mississippi State | * | 4.0 | 3 | 1 | 1 | 1 | 3 | 2 | 0 | 1 | 0 | 0 | 0 | 0 | 10-3 | 12-3 | 3 | 1.44 | 62 | |
| Apr 17 | at Oklahoma | * | 3.1 | 5 | 4 | 4 | 2 | 5 | 1 | 0 | 1 | 0 | 0 | 1 | 0 | 7-8 | 12-3 | 3 | 1.74 | 65 | |
| Apr 18 | at Oklahoma | * | 1.2 | 0 | 0 | 0 | 0 | 2 | 0 | 0 | 0 | 0 | 0 | 0 | 0 | 3-2 | 12-3 | 4 | 1.71 | 20 | |
| Apr 19 | at Oklahoma | * | 1.1 | 2 | 4 | 4 | 3 | 3 | 0 | 0 | 2 | 0 | 0 | 0 | 0 | 1-11 | 12-4 | 4 | 2.03 | 45 | |
| Apr 22 | at Tulsa | * | 7.0 | 4 | 2 | 2 | 0 | 13 | 1 | 0 | 1 | 0 | 0 | 0 | 0 | 7-2 | 13-4 | 4 | 2.03 | 99 | |
| Apr 25 | MISSOURI | * | 5.0 | 3 | 1 | 1 | 2 | 5 | 1 | 0 | 0 | 1 | 0 | 0 | 0 | 9-2 | 14-4 | 4 | 1.99 | 83 | |
| Apr 30 | at Texas | * | 6.1 | 3 | 0 | 0 | 0 | 8 | 0 | 0 | 0 | 0 | 0 | 0 | 0 | 2-0 | 15-4 | 4 | 1.86 | 76 | |
| May 02 | at Texas | * | 4.0 | 3 | 2 | 1 | 2 | 6 | 0 | 0 | 1 | 0 | 0 | 0 | 1 | 1-4 | 15-5 | 4 | 1.86 | 70 | |
| May 07 | vs Alabama | * | 4.1 | 5 | 4 | 3 | 1 | 8 | 1 | 0 | 3 | 0 | 0 | 0 | 0 | 1-7 | 15-6 | 4 | 1.98 | 86 | |
| May 16 | USF | * | 4.0 | 3 | 1 | 1 | 0 | 3 | 1 | 0 | 0 | 0 | 0 | 0 | 0 | 9-1 | 16-6 | 4 | 1.97 | 48 | |
| May 22 | DUKE | * | 3.2 | 5 | 3 | 3 | 0 | 4 | 0 | 0 | 2 | 1 | 0 | 0 | 0 | 14-5 | 16-6 | 4 | 2.09 | 61 | |
| Totals | | | 22 | 113.2 | 77 | 44 | 34 | 39 | 173 | 15 | 0 | 17 | 5 | 0 | 5 | 2 | 197-96 | 16-6 | 4 | 2.09 | - |



PAYTON BURNHAM

RHP • R/R • 5-8 • Sophomore
Eugene, Ore. • Sheldon HS

12

CAREER STATS

| Year | Avg. | GP-GS | AB | R | H | 2B | 3B | HR | RBI | TB | SLG% | BB | HBP | SO | GDP | OBP | SF | SH | SB-ATT | PO | A | E | FLD% |
|-------|------|-------|----|---|---|----|----|----|-----|----|------|----|-----|----|-----|------|----|----|--------|----|----|---|-------|
| 2025 | .000 | 34-20 | 7 | 0 | 0 | 0 | 0 | 0 | 1 | 0 | .000 | 0 | 0 | 1 | 1 | .000 | 1 | 0 | 0-0 | 2 | 8 | 2 | .833 |
| 2026 | .000 | 18-11 | 3 | 0 | 0 | 0 | 0 | 0 | 0 | 0 | .000 | 0 | 0 | 2 | 0 | .000 | 0 | 0 | 0-0 | 1 | 10 | 0 | 1.000 |
| TOTAL | .000 | 26-13 | 11 | 0 | 0 | 0 | 0 | 0 | 1 | 0 | .000 | 0 | 0 | 3 | 1 | .000 | 1 | 0 | 0-0 | 3 | 20 | 2 | .920 |

| Year | ERA | W-L | APP | GS | CG | SHO | SV | IP | H | R | ER | BB | SO | 2B | 3B | HR | BF | B.AVG | WP | HBP | BK | SF | SH |
|-------|------|------|-----|----|----|------|----|-------|-----|----|----|----|-----|----|----|----|-----|-------|----|-----|----|----|----|
| 2025 | 2.62 | 16-2 | 29 | 20 | 5 | 4/3 | 3 | 117.1 | 95 | 49 | 44 | 44 | 94 | 11 | 0 | 15 | 494 | .217 | 4 | 7 | 0 | 0 | 6 |
| 2026 | 1.77 | 13-3 | 24 | 16 | 7 | 6/3 | 3 | 95.0 | 75 | 24 | 24 | 21 | 58 | 13 | 1 | 9 | 377 | .216 | 1 | 6 | 0 | 1 | 2 |
| TOTAL | 2.24 | 29-5 | 53 | 36 | 12 | 10/6 | 6 | 212.1 | 170 | 73 | 68 | 65 | 152 | 24 | 1 | 24 | 871 | .217 | 5 | 13 | 0 | 1 | 8 |

SEASON HIGHS (PITCHING)

| Category | No. | Opponent (Last) | Date |
|----------------|-----|-------------------|---------|
| Innings | 7.0 | 2x (Auburn) | 4/5/26 |
| Longest Start | 7.0 | 2x (Auburn) | 4/5/26 |
| Shortest Start | 1.0 | Virginia | 2/7/26 |
| Longest Relief | 1.2 | Alabama | 3/13/26 |
| Hits | 7 | Charlotte | 2/27/26 |
| Runs | 4 | Florida | 3/28/26 |
| Earned Runs | 4 | Florida | 3/28/26 |
| Walks | 4 | Auburn | 4/5/26 |
| Strikeouts | 7 | 2x (Northwestern) | 2/21/26 |

CAREER HIGHS (PITCHING)

| Category | No. | Opponent (Last) | Date |
|----------------|-----|------------------|---------|
| Innings | 7.0 | 3x (NW) | 2/21/26 |
| Longest Start | 7.0 | 3x (NW) | 2/21/26 |
| Shortest Start | 2.2 | UCLA | 2/22/25 |
| Longest Relief | 4.0 | Oklahoma State | 5/17/25 |
| Hits | 7 | LSU | 5/1/25 |
| Runs | 6 | Ole Miss | 3/8/25 |
| Earned Runs | 4 | 3x (Florida) | 3/28/26 |
| Walks | 8 | Texas A&M | 4/26/25 |
| Strikeouts | 9 | Central Arkansas | 4/15/25 |

SEASON HIGHS (HITTING)

| Category | No. | Opponent (Last) | Date |
|-----------|-----|-----------------|--------|
| Hits | - | - | - |
| Doubles | - | - | - |
| Triples | - | - | - |
| Home Runs | - | - | - |
| RBI | - | - | - |
| Runs | - | - | - |
| Walks | - | - | - |
| ABs | 1 | Virginia | 2/6/26 |

CAREER HIGHS (HITTING)

| Category | No. | Opponent (Last) | Date |
|-----------|-----|-----------------|--------|
| Hits | - | - | - |
| Doubles | - | - | - |
| Triples | - | - | - |
| Home Runs | - | - | - |
| RBI | 1 | Bradley | 2/7/25 |
| Runs | - | - | - |
| Walks | - | - | - |
| ABs | 1 | 2x (Virginia) | 2/6/26 |

CAREER HONORS | PLAYER PROFILE

- » Second-Team All-SEC (2026)
- » DI Softball Freshman All-American (2025)
- » MaxPreps All-American (2024)
- » Oregon Gatorade Player of the Year (2023)
- » Led Shelton HS to 6A Oregon State title (2023,2024)
- » Oregon 6A Pitcher of the Year (2023, 2024)
- » Struck out 10 while spinning a no-hitter in the 2024 Oregon 6A State Championship.
- » Enjoys hunting, and training both horses and dogs in her free time.

GAME-BY-GAME

| Date | Opponent | Pos | AB | R | H | RBI | 2B | 3B | HR | BB | SB | CS | HBP | SAC | SF | GDP | K | PO | A | E | AVG |
|--------|-------------|-------|----|---|---|-----|----|----|----|----|----|----|-----|-----|----|-----|---|----|---|---|------|
| Feb 06 | vs Virginia | ph/dh | 1 | 0 | 0 | 0 | 0 | 0 | 0 | 0 | 0 | 0 | 0 | 0 | 0 | 0 | 0 | 1 | 0 | 0 | .000 |
| Feb 08 | vs Akron | *p | 1 | 0 | 0 | 0 | 0 | 0 | 0 | 0 | 0 | 0 | 0 | 0 | 0 | 0 | 0 | 0 | 0 | 0 | .000 |
| Totals | | 2qs | 2 | 0 | 0 | 0 | 0 | 0 | 0 | 0 | 0 | 0 | 0 | 0 | 0 | 0 | 0 | 1 | 1 | 0 | .000 |

| Date | Opponent | GS | IP | H | R | ER | BB | SO | 2B | 3B | HR | WP | BK | HBP | IBB | Score | W-L | Sv | ERA | NP |
|---------|----------------------|----|-----|------|----|----|----|----|----|----|----|----|----|-----|-----|---------|------|----|-------|-----|
| Feb 07 | vs Virginia | * | 1.0 | 4 | 3 | 3 | 0 | 1 | 1 | 0 | 1 | 0 | 0 | 0 | 0 | 2-4 | 0-1 | 0 | 21.00 | 21 |
| Feb 08 | vs Akron | * | 3.0 | 1 | 0 | 0 | 0 | 7 | 0 | 0 | 0 | 0 | 0 | 0 | 0 | 21-3 | 1-1 | 0 | 5.25 | 34 |
| Feb 15 | at Texas State | * | 5.0 | 6 | 0 | 0 | 0 | 1 | 0 | 0 | 0 | 0 | 0 | 0 | 0 | 9-0 | 2-1 | 0 | 2.33 | 74 |
| Feb 21 | NORTHWESTERN | * | 7.0 | 5 | 0 | 0 | 1 | 7 | 0 | 0 | 0 | 0 | 2 | 0 | 0 | 7-0 | 3-1 | 0 | 1.31 | 96 |
| Feb 27 | CHARLOTTE | * | 4.0 | 7 | 2 | 2 | 1 | 2 | 1 | 0 | 0 | 0 | 0 | 0 | 0 | 14-3 | 4-1 | 0 | 1.75 | 67 |
| March 1 | KANSAS | | 1.1 | 1 | 0 | 0 | 1 | 1 | 1 | 0 | 0 | 0 | 0 | 0 | 0 | 11-3 | 4-1 | 0 | 1.64 | 28 |
| Mar 07 | GEORGIA | | 4.1 | 5 | 2 | 2 | 0 | 1 | 1 | 0 | 1 | 0 | 0 | 0 | 0 | 7-6 | 5-1 | 0 | 1.91 | 55 |
| Mar 09 | at Missouri State | * | 3.0 | 2 | 0 | 0 | 0 | 1 | 1 | 0 | 0 | 0 | 0 | 1 | 0 | 12-0 | 6-1 | 0 | 1.71 | 40 |
| Mar 13 | at Alabama | | 1.2 | 1 | 2 | 2 | 1 | 1 | 0 | 0 | 1 | 0 | 1 | 1 | 0 | 1-4 | 6-1 | 0 | 2.08 | 36 |
| Mar 15 | at Alabama | * | 4.0 | 4 | 3 | 3 | 2 | 1 | 1 | 0 | 0 | 0 | 0 | 0 | 0 | 1-4 | 6-2 | 0 | 2.45 | 70 |
| Mar 21 | UCONN | * | 6.0 | 3 | 2 | 2 | 0 | 5 | 1 | 0 | 1 | 0 | 0 | 0 | 0 | 10-2 | 7-2 | 0 | 2.43 | 76 |
| Mar 24 | at UCA | | 2.0 | 1 | 0 | 0 | 1 | 0 | 0 | 1 | 0 | 0 | 0 | 0 | 0 | 11-2 | 7-2 | 1 | 2.31 | 31 |
| Mar 27 | FLORIDA | | 2.0 | 0 | 0 | 0 | 0 | 1 | 0 | 0 | 0 | 0 | 0 | 0 | 0 | 6-2 | 7-2 | 2 | 2.21 | 22 |
| Mar 28 | FLORIDA | * | 3.0 | 6 | 4 | 4 | 3 | 2 | 2 | 0 | 2 | 0 | 0 | 0 | 0 | 6-12 | 7-3 | 2 | 2.66 | 61 |
| Apr 05 | AUBURN | * | 7.0 | 2 | 0 | 0 | 4 | 5 | 0 | 0 | 0 | 0 | 2 | 0 | 0 | 4-0 | 8-3 | 2 | 2.32 | 95 |
| Apr 11 | at Mississippi State | * | 5.0 | 1 | 0 | 0 | 1 | 1 | 1 | 0 | 0 | 0 | 0 | 0 | 0 | 8-0 | 9-3 | 2 | 2.12 | 67 |
| Apr 12 | at Mississippi State | | 2.2 | 0 | 0 | 0 | 0 | 3 | 0 | 0 | 0 | 0 | 0 | 0 | 0 | 10-3 | 9-3 | 3 | 2.03 | 26 |
| Apr 18 | at Oklahoma | * | 5.1 | 4 | 2 | 2 | 0 | 3 | 0 | 0 | 2 | 0 | 0 | 0 | 0 | 3-2 | 10-3 | 3 | 2.08 | 79 |
| Apr 24 | MISSOURI | * | 7.0 | 4 | 0 | 0 | 2 | 4 | 0 | 0 | 0 | 0 | 0 | 0 | 0 | 4-0 | 11-3 | 3 | 1.88 | 103 |
| Apr 26 | MISSOURI | | 4.0 | 5 | 1 | 1 | 0 | 2 | 0 | 0 | 1 | 0 | 0 | 0 | 0 | 1-3 | 11-3 | 3 | 1.88 | 45 |
| Apr 30 | at Texas | | 0.2 | 1 | 0 | 0 | 0 | 0 | 1 | 0 | 0 | 0 | 0 | 0 | 0 | 2-0 | 11-3 | 3 | 1.86 | 8 |
| May 01 | at Texas | * | 3.0 | 5 | 3 | 3 | 2 | 1 | 0 | 0 | 1 | 0 | 0 | 0 | 0 | 4-3 | 11-3 | 3 | 2.05 | 57 |
| May 06 | vs Mississippi State | * | 7.0 | 3 | 0 | 0 | 1 | 2 | 1 | 0 | 0 | 0 | 0 | 0 | 0 | 3-0 | 12-3 | 3 | 1.89 | 99 |
| May 15 | FORDHAM | * | 6.0 | 3 | 0 | 0 | 0 | 6 | 0 | 0 | 0 | 0 | 0 | 0 | 0 | 8-0 | 13-3 | 3 | 1.77 | 77 |
| May 17 | USF | * | 3.0 | 3 | 2 | 2 | 1 | 0 | 0 | 0 | 1 | 0 | 0 | 0 | 0 | 10-2 | 13-3 | 3 | 1.86 | 46 |
| Totals | | | 17 | 98.0 | 78 | 26 | 26 | 22 | 58 | 13 | 1 | 10 | 1 | 0 | 6 | 1175-58 | 13-3 | 3 | 1.86 | - |



KASEY WOOD

UTL • R/R • 5-8 • Junior
Bentonville, Ark. • Bentonville HS

13

CAREER STATS

| Year | Avg. | GP-GS | AB | R | H | 2B | 3B | HR | RBI | TB | SLG% | BB | HBP | SO | GDP | OBP | SF | SH | SB-ATT | PO | A | E | FLD% |
|--------------|-------------|-------------|----------|-----------|----------|----------|----------|----------|----------|----------|-------------|----------|----------|----------|----------|-------------|----------|----------|------------|----------|----------|----------|--------------|
| 2024 | .000 | 4-0 | 0 | 0 | 0 | 0 | 0 | 0 | 0 | 0 | .000 | 0 | 0 | 0 | 0 | .000 | 0 | 0 | 0-0 | 0 | 0 | 0 | .000 |
| 2025 | .000 | 31-0 | 2 | 16 | 0 | 0 | 0 | 0 | 0 | 0 | .000 | 1 | 0 | 2 | 0 | .333 | 0 | 0 | 0-0 | 1 | 2 | 0 | 1.000 |
| 2026 | .000 | 19-0 | 2 | 14 | 0 | 0 | 0 | 0 | 0 | 0 | .000 | 0 | 0 | 1 | 0 | .000 | 0 | 0 | 1-1 | 2 | 0 | 0 | 1.000 |
| TOTAL | .000 | 59-0 | 4 | 30 | 0 | 0 | 0 | 0 | 0 | 0 | .000 | 1 | 0 | 3 | 0 | .250 | 0 | 0 | 1-1 | 3 | 0 | 0 | 1.000 |

SEASON HIGHS

| Category | No. | Opponent (Last) | Date |
|-----------|-----|-----------------|---------|
| Hits | - | - | - |
| Doubles | - | - | - |
| Triples | - | - | - |
| Home Runs | - | - | - |
| RBI's | - | - | - |
| Runs | 1 | 4x (NW) | 2/20/26 |
| Walks | - | - | - |
| ABs | 1 | Akron | 2/8/26 |

CAREER HIGHS

| Category | No. | Opponent (Last) | Date |
|-----------|-----|-----------------|---------|
| Hits | - | - | - |
| Doubles | - | - | - |
| Triples | - | - | - |
| Home Runs | - | - | - |
| RBI's | - | - | - |
| Runs | 1 | 20x (NW) | 2/20/26 |
| Walks | 1 | Lipscomb | 2/7/25 |
| ABs | 1 | 3x (Akron) | 2/8/26 |

PLAYER PROFILE

- » Appeared in 31 games, primarily as a pinch runner in 2025. Garnered an at-bat and a walk during a 23-0 win over Lipscomb (Feb. 7). Scored a run in wins over Bradley (Feb. 8), Southern Miss (Feb. 15-16), Rutgers (Feb. 20)
- » Appeared twice as a pinch runner in 2024 while also making two appearances in the circle, totaling 1.2 scoreless innings and no earned runs.
- » Prepped as a two-way star at Bentonville High School in Bentonville, Ark., leading the Tigers to back-to-back Arkansas 6A State Championships in 2021 and 2022.
- » Ranked No. 36 in Extra Inning Softball's 2023 Extra Elite 100
- » Hit .466 with four home runs, 22 RBI and 39 runs scored as a junior while racking up a .581 on-base percentage and .849 slugging percentage.
- » Compiled 13 wins and 90 strikeouts in the circle and slashing .324/.419/.477 with KC Peppers 18U-Wallace and tabbed to the Extra Inning Softball 2021 "All Summer Team" for the 18U level
- » Majoring in Recreation and Sport Management

CAREER HONORS

- » First-Year SEC Academic Honor Roll (2024)
- » NWA Arkansas Democrat-Gazette Player of the Year (2023, 2024)
- » No. 36 in Extra Inning Softball's 2023 Extra Elite 100

GAME-BY-GAME

| Date | Opponent | Pos | AB | R | H | RBI | 2B | 3B | HR | BB | SB | CS | HBP | SAC | SF | GDP | K | PO | A | E | AVG | |
|--------|---------------------|-----|----|---|---|-----|----|----|----|----|----|----|-----|-----|----|-----|---|----|---|---|-----|-------|
| Feb 06 | vs Virginia | pr | 0 | 1 | 0 | 0 | 0 | 0 | 0 | 0 | 0 | 0 | 0 | 0 | 0 | 0 | 0 | 0 | 0 | 0 | 0 | .000 |
| Feb 07 | vs Virginia | of | 0 | 0 | 0 | 0 | 0 | 0 | 0 | 0 | 0 | 0 | 0 | 0 | 0 | 0 | 0 | 0 | 0 | 0 | 0 | .000 |
| Feb 07 | at Coastal Carolina | pr | 0 | 1 | 0 | 0 | 0 | 0 | 0 | 0 | 0 | 0 | 0 | 0 | 0 | 0 | 0 | 0 | 0 | 0 | 0 | .000 |
| Feb 08 | vs Akron | ph | 1 | 0 | 0 | 0 | 0 | 0 | 0 | 0 | 0 | 0 | 0 | 0 | 0 | 0 | 0 | 0 | 0 | 0 | 0 | .000 |
| Totals | | Ogs | 1 | 2 | 0 | 0 | 0 | 0 | 0 | 0 | 0 | 0 | 0 | 0 | 0 | 0 | 0 | 0 | 0 | 0 | 0 | 0.000 |



KARLIE DAVISON

INF • R/R • 5-8 • Senior
Torrance, Calif. • Chadwick HS / Utah

14

CAREER STATS

| Year | Avg. | GP-GS | AB | R | H | 2B | 3B | HR | RBI | TB | SLG% | BB | HBP | SO | GDP | OBP | SF | SH | SB-ATT | PO | A | E | FLD% |
|--------------|-------------|----------------|------------|------------|------------|-----------|----------|-----------|------------|------------|-------------|-----------|-----------|-----------|----------|-------------|----------|-----------|--------------|------------|------------|-----------|-------------|
| 2023 | .203 | 56-56 | 133 | 25 | 27 | 3 | 0 | 11 | 32 | 63 | .474 | 13 | 1 | 26 | 2 | .275 | 2 | 4 | 2-3 | 51 | 87 | 13 | .914 |
| 2024 | .294 | 40-31 | 85 | 16 | 25 | 5 | 0 | 3 | 12 | 39 | .459 | 11 | 2 | 20 | 0 | .384 | 1 | 2 | 5-6 | 19 | 42 | 6 | .910 |
| 2025 | .272 | 58-58 | 151 | 34 | 41 | 11 | 2 | 5 | 23 | 71 | .470 | 14 | 8 | 21 | 0 | .360 | 2 | 3 | 5-5 | 81 | 105 | 2 | .989 |
| 2026 | .363 | 57-57 | 135 | 33 | 49 | 8 | 1 | 11 | 47 | 92 | .681 | 16 | 9 | 21 | 1 | .457 | 2 | 2 | 2-3 | 78 | 87 | 6 | .965 |
| TOTAL | .282 | 211-202 | 504 | 108 | 142 | 27 | 3 | 30 | 114 | 265 | .526 | 54 | 20 | 88 | 3 | .369 | 7 | 11 | 14-17 | 229 | 321 | 27 | .951 |

SEASON HIGHS

| Category | No. | Opponent (Last) | Date |
|-----------|-----|----------------------|---------|
| Hits | 3 | Boise State | 2/27/26 |
| Doubles | 2 | 2x (USF) | 5/17/26 |
| Triples | 1 | SEMO | 2/21/26 |
| Home Runs | 1 | 10x (USF) | 5/16/26 |
| RBI | 4 | 2x (USF) | 5/16/26 |
| Runs | 2 | 4x (Missouri) | 4/25/26 |
| Walks | 2 | Florida | 3/28/26 |
| ABs | 4 | 2x (Mississippi St.) | 4/12/26 |

CAREER HIGHS

| Category | No. | Opponent (Last) | Date |
|-----------|-----|-------------------|---------|
| Hits | 3 | 5x (Boise State) | 2/27/26 |
| Doubles | 2 | Northwestern | 2/20/26 |
| Triples | 1 | 3x (SEMO) | 2/21/26 |
| Home Runs | 2 | Oregon | 5/6/23 |
| RBI | 5 | Southern Illinois | 5/19/23 |
| Runs | 3 | Lipscomb | 2/7/25 |
| Walks | 2 | 7x (Florida) | 3/28/26 |
| ABs | 5 | Arizona | 3/18/23 |

PLAYER PROFILE

- » Transferred to Arkansas from Utah where she spent the 2023-24 seasons. Davison was coached by DJ Gasso at Utah in 2023.
- » Posted an impressive .989 fielding percentage at second base last season.
- » Logged an appearance in 40 games to go with 31 starts while posting a .294 average with five doubles, three homers, 12 RBIs, 15 runs scored, five stolen bases and 11 walks as a sophomore at Utah in 2024.
- » As a freshman she belted a team-high 11 home runs while starting all 56 games and helping lead Utah to a Women's College World Series appearance.
- » Majoring in business analytics and communication.
- » Was a Top 50 recruit in the 2022 class and four-year starter and three-time team captain at Chadwick High School. Played travel ball for OC Batbusters 18U-Stiith.
- » Father Scott Davison pitched in the MLB with the Seattle Mariners from 1995-1996. Both her grandfathers Ralph Davison (SD Padres) and Dave Mardsen (LA Angels) were drafted and played in the minor leagues.

CAREER HONORS

- » NFCA Third-Team All-Region (2026)
- » Pac-12 Freshman of the Week (May 8, 2023)
- » Pac-12 Player of the Week (May 8, 2023)
- » NFCA Scholar Athlete (2023)

GAME-BY-GAME

| Date | Opponent | Pos | AB | R | H | RBI | 2B | 3B | HR | BB | SB | CS | HBP | SAC | SF | GDP | K | PO | A | E | AVG | |
|---------------|----------------------|-----|-------------|------------|-----------|-----------|-----------|----------|----------|-----------|-----------|----------|----------|----------|----------|----------|----------|-----------|-----------|-----------|----------|-------------|
| Feb 06 | vs Virginia | *2b | 2 | 1 | 2 | 1 | 1 | 0 | 0 | 0 | 0 | 0 | 1 | 0 | 0 | 0 | 0 | 1 | 1 | 0 | 1.000 | |
| Feb 06 | vs Akron | *2b | 2 | 0 | 1 | 1 | 0 | 0 | 0 | 1 | 0 | 0 | 0 | 0 | 1 | 0 | 0 | 0 | 1 | 2 | 0 | .750 |
| Feb 07 | vs Virginia | *2b | 2 | 0 | 0 | 0 | 0 | 0 | 0 | 0 | 0 | 0 | 0 | 0 | 0 | 0 | 0 | 0 | 0 | 3 | 0 | .500 |
| Feb 07 | at Coastal Carolina | *2b | 2 | 0 | 0 | 0 | 0 | 0 | 0 | 0 | 0 | 0 | 0 | 0 | 0 | 0 | 0 | 1 | 0 | 0 | 0 | .375 |
| Feb 08 | vs Akron | *2b | 1 | 0 | 0 | 0 | 0 | 0 | 0 | 0 | 0 | 0 | 1 | 0 | 0 | 0 | 0 | 0 | 0 | 0 | 0 | .333 |
| Feb 13 | vs Wichita State | *2b | 3 | 1 | 2 | 2 | 0 | 0 | 1 | 0 | 0 | 0 | 0 | 0 | 0 | 0 | 0 | 0 | 1 | 2 | 0 | .417 |
| Feb 13 | vs Clemson | *2b | 2 | 1 | 1 | 1 | 0 | 0 | 0 | 0 | 0 | 0 | 0 | 0 | 0 | 0 | 0 | 0 | 1 | 0 | 0 | .429 |
| Feb 14 | vs BYU | *2b | 3 | 1 | 2 | 2 | 1 | 0 | 0 | 0 | 0 | 0 | 0 | 0 | 0 | 0 | 0 | 0 | 1 | 1 | 0 | .471 |
| Feb 15 | at Texas State | *2b | 2 | 0 | 0 | 0 | 0 | 0 | 0 | 0 | 0 | 0 | 1 | 0 | 0 | 0 | 0 | 0 | 1 | 2 | 0 | .421 |
| Feb 20 | SEMO | *2b | 2 | 0 | 0 | 1 | 0 | 0 | 0 | 0 | 1 | 0 | 1 | 0 | 0 | 0 | 0 | 0 | 1 | 1 | 0 | .381 |
| Feb 20 | NORTHWESTERN | *2b | 3 | 1 | 2 | 1 | 2 | 0 | 0 | 0 | 0 | 0 | 0 | 0 | 0 | 0 | 0 | 0 | 1 | 0 | 0 | .417 |
| Feb 21 | NORTHWESTERN | *2b | 3 | 1 | 1 | 2 | 0 | 0 | 1 | 0 | 0 | 0 | 0 | 0 | 0 | 0 | 0 | 0 | 4 | 2 | 0 | .407 |
| Feb 21 | SEMO | *2b | 2 | 1 | 2 | 3 | 0 | 1 | 1 | 0 | 0 | 0 | 0 | 0 | 0 | 0 | 0 | 0 | 2 | 1 | 0 | .448 |
| Feb 22 | NORTHWESTERN | *2b | 3 | 0 | 1 | 0 | 1 | 0 | 0 | 0 | 0 | 0 | 0 | 0 | 0 | 0 | 0 | 0 | 3 | 1 | 0 | .438 |
| Feb 26 | OMAHA | *2b | 2 | 2 | 1 | 0 | 0 | 0 | 0 | 0 | 0 | 0 | 1 | 0 | 0 | 0 | 0 | 0 | 0 | 0 | 0 | .441 |
| Feb 27 | BOISE STATE | *2b | 3 | 2 | 3 | 2 | 0 | 0 | 1 | 0 | 1 | 0 | 0 | 0 | 0 | 0 | 0 | 0 | 1 | 1 | 0 | .486 |
| Feb 27 | CHARLOTTE | *2b | 2 | 1 | 2 | 4 | 1 | 0 | 0 | 0 | 0 | 1 | 0 | 0 | 0 | 0 | 0 | 0 | 3 | 1 | 0 | .513 |
| Feb 28 | OMAHA | *2b | 3 | 0 | 0 | 0 | 0 | 0 | 0 | 0 | 0 | 0 | 0 | 0 | 0 | 0 | 0 | 0 | 1 | 3 | 0 | .476 |
| Feb 28 | CHARLOTTE | *2b | 1 | 2 | 1 | 0 | 0 | 0 | 0 | 1 | 0 | 0 | 0 | 0 | 0 | 0 | 0 | 0 | 1 | 1 | 0 | .488 |
| March 1 | KANSAS | *2b | 2 | 1 | 1 | 3 | 0 | 0 | 1 | 1 | 0 | 0 | 0 | 0 | 0 | 0 | 0 | 0 | 0 | 2 | 0 | .489 |
| Mar 06 | GEORGIA | *2b | 3 | 0 | 1 | 0 | 0 | 0 | 0 | 0 | 0 | 0 | 0 | 0 | 0 | 0 | 0 | 0 | 1 | 5 | 1 | .479 |
| Mar 07 | GEORGIA | *2b | 3 | 0 | 0 | 0 | 0 | 0 | 0 | 1 | 0 | 0 | 0 | 0 | 0 | 0 | 0 | 0 | 2 | 3 | 0 | .451 |
| Mar 08 | GEORGIA | *2b | 4 | 0 | 0 | 0 | 0 | 0 | 0 | 0 | 0 | 0 | 0 | 0 | 0 | 0 | 0 | 0 | 0 | 0 | 0 | .418 |
| Mar 09 | at Missouri State | *2b | 2 | 0 | 1 | 0 | 0 | 0 | 0 | 0 | 0 | 0 | 0 | 0 | 0 | 0 | 0 | 0 | 3 | 3 | 0 | .421 |
| Mar 13 | at Alabama | *2b | 1 | 0 | 1 | 0 | 0 | 0 | 0 | 0 | 0 | 0 | 1 | 0 | 0 | 0 | 0 | 0 | 2 | 0 | 1 | .431 |
| Mar 14 | at Alabama | *2b | 3 | 1 | 0 | 0 | 0 | 0 | 0 | 0 | 0 | 0 | 0 | 0 | 0 | 0 | 0 | 1 | 5 | 6 | 1 | .410 |
| Mar 15 | at Alabama | *2b | 3 | 0 | 2 | 0 | 0 | 0 | 0 | 0 | 0 | 0 | 0 | 0 | 0 | 0 | 0 | 1 | 2 | 3 | 0 | .422 |
| Mar 17 | UCA | *2b | 1 | 1 | 1 | 1 | 0 | 0 | 0 | 1 | 0 | 0 | 0 | 0 | 0 | 0 | 0 | 0 | 3 | 3 | 1 | .431 |
| Mar 20 | UCONN | *2b | 3 | 0 | 0 | 0 | 0 | 0 | 0 | 0 | 0 | 0 | 0 | 0 | 0 | 0 | 1 | 0 | 1 | 0 | 0 | .412 |
| Mar 21 | UCONN | *2b | 3 | 0 | 0 | 0 | 0 | 0 | 0 | 0 | 0 | 0 | 0 | 0 | 0 | 0 | 0 | 0 | 1 | 0 | 0 | .394 |
| Mar 22 | UCONN | *2b | 2 | 0 | 0 | 0 | 0 | 0 | 0 | 1 | 0 | 0 | 0 | 0 | 0 | 0 | 0 | 0 | 0 | 1 | 0 | .384 |
| Mar 24 | at UCA | *2b | 2 | 0 | 0 | 0 | 0 | 0 | 0 | 1 | 0 | 0 | 0 | 0 | 0 | 0 | 0 | 0 | 0 | 1 | 0 | .373 |
| Mar 27 | FLORIDA | *2b | 2 | 1 | 1 | 0 | 0 | 0 | 0 | 1 | 0 | 0 | 0 | 0 | 0 | 0 | 0 | 0 | 2 | 2 | 2 | .377 |
| Mar 28 | FLORIDA | *2b | 1 | 1 | 0 | 0 | 0 | 0 | 0 | 2 | 0 | 0 | 0 | 0 | 0 | 0 | 0 | 0 | 1 | 2 | 0 | .372 |
| Mar 29 | FLORIDA | *2b | 3 | 1 | 1 | 3 | 0 | 0 | 1 | 0 | 0 | 0 | 0 | 0 | 0 | 0 | 0 | 1 | 1 | 1 | 0 | .370 |
| Apr 04 | AUBURN | *2b | 2 | 0 | 1 | 2 | 0 | 0 | 0 | 0 | 0 | 0 | 0 | 0 | 1 | 0 | 0 | 0 | 0 | 0 | 0 | .373 |
| Apr 05 | AUBURN | *2b | 2 | 0 | 1 | 0 | 0 | 0 | 0 | 0 | 0 | 0 | 0 | 0 | 0 | 0 | 0 | 0 | 4 | 3 | 0 | .376 |
| Apr 06 | AUBURN | *2b | 2 | 0 | 0 | 1 | 0 | 0 | 0 | 0 | 0 | 0 | 0 | 1 | 0 | 0 | 0 | 0 | 1 | 3 | 0 | .368 |
| Apr 10 | at Mississippi State | *2b | 1 | 0 | 0 | 0 | 0 | 0 | 0 | 0 | 0 | 0 | 0 | 1 | 0 | 0 | 0 | 1 | 1 | 1 | 0 | .364 |
| Apr 11 | at Mississippi State | *2b | 1 | 1 | 0 | 1 | 0 | 0 | 0 | 1 | 0 | 0 | 0 | 0 | 0 | 0 | 0 | 1 | 1 | 4 | 0 | .360 |
| Apr 12 | at Mississippi State | *2b | 4 | 1 | 2 | 0 | 0 | 0 | 0 | 0 | 0 | 0 | 0 | 0 | 0 | 0 | 0 | 0 | 3 | 1 | 0 | .366 |
| Apr 17 | at Oklahoma | *2b | 3 | 0 | 1 | 2 | 0 | 0 | 0 | 0 | 0 | 0 | 0 | 0 | 0 | 0 | 0 | 1 | 0 | 1 | 0 | .365 |
| Apr 18 | at Oklahoma | *2b | 3 | 0 | 0 | 0 | 0 | 0 | 0 | 0 | 0 | 0 | 0 | 0 | 0 | 0 | 0 | 1 | 1 | 2 | 0 | .354 |
| Apr 19 | at Oklahoma | *2b | 2 | 1 | 1 | 0 | 0 | 0 | 0 | 0 | 0 | 0 | 0 | 0 | 0 | 0 | 0 | 1 | 0 | 0 | 0 | .356 |
| Apr 22 | at Tulsa | *2b | 2 | 1 | 2 | 3 | 0 | 0 | 1 | 1 | 0 | 0 | 1 | 0 | 0 | 0 | 0 | 0 | 1 | 1 | 0 | .369 |
| Apr 24 | MISSOURI | *2b | 3 | 0 | 1 | 0 | 0 | 0 | 0 | 0 | 0 | 0 | 0 | 0 | 0 | 0 | 0 | 0 | 1 | 2 | 1 | .368 |
| Apr 25 | MISSOURI | *2b | 3 | 2 | 2 | 0 | 0 | 0 | 0 | 0 | 0 | 0 | 0 | 0 | 0 | 0 | 0 | 0 | 2 | 1 | 0 | .376 |
| Apr 26 | MISSOURI | *2b | 1 | 0 | 1 | 0 | 0 | 0 | 0 | 1 | 0 | 0 | 1 | 0 | 0 | 0 | 0 | 0 | 2 | 2 | 0 | .382 |
| Apr 30 | at Texas | *2b | 2 | 0 | 0 | 0 | 0 | 0 | 0 | 0 | 0 | 0 | 1 | 0 | 0 | 0 | 0 | 1 | 1 | 1 | 0 | .375 |
| May 01 | at Texas | *2b | 3 | 0 | 0 | 0 | 0 | 0 | 0 | 0 | 0 | 0 | 0 | 0 | 0 | 0 | 0 | 2 | 1 | 2 | 0 | .365 |
| May 02 | at Texas | *2b | 3 | 1 | 1 | 1 | 0 | 0 | 1 | 0 | 0 | 0 | 0 | 0 | 0 | 0 | 0 | 1 | 2 | 2 | 0 | .364 |
| May 06 | vs Mississippi State | *2b | 3 | 0 | 0 | 0 | 0 | 0 | 0 | 0 | 0 | 0 | 0 | 0 | 0 | 0 | 0 | 2 | 1 | 1 | 0 | .355 |
| May 07 | vs Alabama | *2b | 2 | 0 | 0 | 0 | 0 | 0 | 0 | 1 | 0 | 0 | 0 | 0 | 0 | 0 | 0 | 2 | 1 | 2 | 0 | .350 |
| May 15 | FORDHAM | *2b | 3 | 2 | 2 | 2 | 0 | 0 | 1 | 0 | 0 | 0 | 0 | 0 | 0 | 0 | 0 | 1 | 2 | 2 | 0 | .357 |
| May 16 | USF | *2b | 3 | 2 | 1 | 4 | 0 | 0 | 1 | 1 | 0 | 0 | 0 | 0 | 0 | 0 | 0 | 1 | 1 | 1 | 0 | .357 |
| May 16 | USF | *2b | 3 | 1 | 2 | 1 | 2 | 0 | 0 | 0 | 0 | 0 | 0 | 0 | 0 | 0 | 0 | 0 | 1 | 2 | 0 | .364 |
| May 22 | DUKE | *2b | 3 | 1 | 1 | 3 | 0 | 0 | 1 | 1 | 0 | 0 | 0 | 0 | 0 | 0 | 0 | 0 | 2 | 0 | 0 | .363 |
| Totals | | | 57gs | 135 | 33 | 49 | 47 | 8 | 1 | 11 | 16 | 2 | 1 | 9 | 2 | 2 | 1 | 21 | 78 | 87 | 6 | .363 |



LILLIE-FAYE MCWHORTER

RHP • R/R • 5-9 • Freshman
Warren, Ark. • Woodlawn HS

15

CAREER STATS

| Year | ERA | W-L | APP | GS | CG | SHO | SV | IP | H | R | ER | BB | SO | 2B | 3B | HR | BF | B.AVG | WP | HBP | BK | SF | SH |
|--------------|-------------|------------|----------|----------|----------|------------|----------|-------------|-----------|----------|----------|----------|-----------|----------|----------|----------|-----------|-------------|----------|----------|----------|----------|----------|
| 2026 | 2.15 | 2-0 | 6 | 2 | 0 | 0/2 | 0 | 13.0 | 10 | 5 | 4 | 9 | 11 | 1 | 0 | 1 | 54 | .222 | 1 | 0 | 0 | 0 | 0 |
| TOTAL | 2.15 | 2-0 | 6 | 2 | 0 | 0/2 | 0 | 13.0 | 10 | 5 | 4 | 9 | 11 | 1 | 0 | 1 | 54 | .222 | 1 | 0 | 0 | 0 | 0 |

SEASON HIGHS

| Category | No. | Opponent (Last) | Date |
|----------------|-----|-----------------|---------|
| Innings | 4.1 | SEMO | 2/21/26 |
| Longest Start | 4.1 | SEMO | 2/21/26 |
| Shortest Start | 1.0 | Florida | 3/29/26 |
| Longest Relief | 2.0 | Missouri State | 3/9/26 |
| Hits | 3 | 2x (Florida) | 3/29/26 |
| Runs | 3 | Florida | 3/29/26 |
| Earned Runs | 3 | Florida | 3/29/26 |
| Walks | 5 | SEMO | 2/21/26 |
| Strikeouts | 3 | 2x (UConn) | 3/20/26 |

CAREER HIGHS

| Category | No. | Opponent (Last) | Date |
|----------------|-----|-----------------|---------|
| Innings | 4.1 | SEMO | 2/21/26 |
| Longest Start | 4.1 | SEMO | 2/21/26 |
| Shortest Start | 1.0 | Florida | 3/29/26 |
| Longest Relief | 2.0 | Missouri State | 3/9/26 |
| Hits | 3 | 2x (Florida) | 3/29/26 |
| Runs | 3 | Florida | 3/29/26 |
| Earned Runs | 3 | Florida | 3/29/26 |
| Walks | 5 | SEMO | 2/21/26 |
| Strikeouts | 3 | 2x (UConn) | 3/20/26 |

PLAYER PROFILE

» Prepped at Woodlawn High School in Rison, Ark., where she has had a standout career under head coach Matt Huittt ... Named 2024-25 Gatorade Arkansas Softball Player of the Year ... As a Senior in 2025, she led the Bears (32-5) to the semifinals of the 2A state tournament while recording a 22-1 record in the circle and not allowing an earned run all season while striking out 285 batters against just 31 walks in 124 innings pitched, in addition to five no-hitters while registering a 0.44 WHIP ... Posted a 1.00 earned run average with an astounding 164 strikeouts in 82.2 innings of work in the circle as a junior in 2024 ... Fanned 205 batters in 120.1 innings pitched while compiling a 1.69 earned run average as a sophomore in 2023 ... As a freshman, she was one of two in her class to be named to the SBLive All-State softball first team after compiling a 0.45 earned run average and striking out 230 batters in 107 innings while holding opponents to a .098 batting average ... Plays travel ball for Birmingham Thunderbolts 18 Premier-Thompson which she helped lead to a PGF Platinum National Championship in 2021 in addition to a PGF Premier National Championship in 2024 ... Also played basketball, having earned all-conference honors as a junior and lettering four times.

CAREER HONORS

» Arkansas Gatorade Player of the Year (2024-25)

GAME-BY-GAME

| Date | Opponent | GS | IP | H | R | ER | BB | SO | 2B | 3B | HR | WP | BK | HBP | IBB | Score | W-L | Sv | ERA | NP |
|---------------|---------------------|----------|-------------|-----------|----------|----------|-----------|-----------|----------|----------|----------|----------|----------|----------|----------|--------------|------------|----------|-------------|----------|
| Feb 07 | at Coastal Carolina | 0.2 | 1 | 0 | 0 | 0 | 1 | 1 | 0 | 0 | 0 | 0 | 0 | 0 | 0 | 11-1 | 0-0 | 0 | 0.00 | 7 |
| Feb 15 | at Texas State | 1.0 | 0 | 0 | 0 | 1 | 2 | 0 | 0 | 0 | 0 | 0 | 0 | 0 | 0 | 9-0 | 0-0 | 0 | 0.00 | 18 |
| Feb 21 | SEMO | * | 4.1 | 2 | 2 | 5 | 3 | 0 | 0 | 0 | 0 | 0 | 0 | 0 | 0 | 16-2 | 1-0 | 0 | 2.33 | 85 |
| Feb 27 | CHARLOTTE | 1.0 | 2 | 1 | 0 | 0 | 0 | 0 | 0 | 0 | 0 | 0 | 0 | 0 | 0 | 14-3 | 1-0 | 0 | 2.00 | 19 |
| Mar 09 | at Missouri State | 2.0 | 2 | 0 | 0 | 0 | 2 | 0 | 0 | 0 | 0 | 0 | 0 | 0 | 0 | 12-0 | 1-0 | 0 | 1.56 | 25 |
| Mar 20 | UCONN | * | 4.0 | 3 | 2 | 3 | 3 | 0 | 0 | 1 | 1 | 0 | 0 | 0 | 0 | 12-4 | 2-0 | 0 | 2.15 | 71 |
| Mar 29 | FLORIDA | * | 1.0 | 3 | 3 | 3 | 2 | 1 | 1 | 0 | 1 | 0 | 0 | 0 | 0 | 6-4 | 2-0 | 0 | 3.50 | 28 |
| Totals | | 3 | 14.0 | 13 | 8 | 7 | 11 | 12 | 2 | 0 | 2 | 1 | 0 | 0 | 0 | 80-14 | 2-0 | 0 | 3.50 | - |



RAMSEY WALKER

OF • R/R • 5-7 • Sophomore
Shreveport, La. • Calvary Baptist Academy

16

CAREER STATS

| Year | Avg. | GP-GS | AB | R | H | 2B | 3B | HR | RBI | TB | SLG% | BB | HBP | SO | GDP | OBP | SF | SH | SB-ATT | PO | A | E | FLD% |
|--------------|-------------|--------------|-----------|-----------|-----------|----------|----------|----------|-----------|-----------|-------------|----------|----------|----------|----------|-------------|----------|----------|------------|-----------|----------|----------|-------------|
| 2025 | .143 | 47-1 | 7 | 9 | 1 | 0 | 0 | 0 | 2 | 1 | .143 | 1 | 0 | 2 | 0 | .222 | 1 | 0 | 0-0 | 7 | 0 | 1 | .875 |
| 2026 | .357 | 36-10 | 42 | 18 | 15 | 4 | 0 | 2 | 11 | 25 | .595 | 0 | 0 | 3 | 1 | .357 | 0 | 0 | 0-0 | 6 | 0 | 0 | 1.000 |
| TOTAL | .327 | 83-11 | 49 | 27 | 16 | 4 | 0 | 2 | 13 | 26 | .531 | 1 | 0 | 5 | 1 | .333 | 1 | 0 | 0-0 | 13 | 0 | 1 | .929 |

SEASON HIGHS

| Category | No. | Opponent (Last) | Date |
|-----------|-----|---------------------|---------|
| Hits | 2 | 4x (Omaha) | 2/28/26 |
| Doubles | 1 | 4x (Alabama) | 2/14/26 |
| Triples | - | - | - |
| Home Runs | 1 | Omaha | 2/26/26 |
| RBI | 3 | at Coastal Carolina | 2/7/26 |
| Runs | 2 | 3x (SEMO) | 2/21/26 |
| Walks | - | - | - |
| ABs | 3 | 5x (Omaha) | 2/28/26 |

CAREER HIGHS

| Category | No. | Opponent (Last) | Date |
|-----------|-----|---------------------|---------|
| Hits | 2 | 4x (Omaha) | 2/28/26 |
| Doubles | 1 | 4x (Alabama) | 2/14/26 |
| Triples | - | - | - |
| Home Runs | 1 | Omaha | 2/26/26 |
| RBI | 3 | at Coastal Carolina | 2/7/26 |
| Runs | 2 | 3x (SEMO) | 2/21/26 |
| Walks | - | - | - |
| ABs | 3 | 5x (Omaha) | 2/28/26 |

PLAYER PROFILE

- » Appeared in 48 games primarily as a defensive sub in right field in 2025. Recorded her first collegiate RBI with a sacrifice fly and also walked during a 23-0 win over Lipscomb on Feb. 7. Garnered her first collegiate hit courtesy of a pinch-hit RBI single during a win over Colorado State (April 18)
- » Named a Top 100 Freshman by D1 Softball and appeared on the Softball America Freshman Watch List ahead of the 2025 Season.
- » Prepped at Calvary Baptist Academy in Shreveport, La. where she helped lead the Lady Cavs' to four-straight 2A State Championships. Named a MaxPreps All-American after batting .575 with 23 home runs, 68 RBI and 41 extra-base hits as a senior in 2024. Her 23 home runs led the state of Louisiana and ranked fifth nationally.
- » Registered a .500 batting average and .574 on-base percentage with 21 home runs, 55 RBI, 17 doubles and two triples as a junior in 2023
- » Goes by the nickname Rambo, which she acquired from her travel ball teammates and came from the popular action-movie series, starring Sylvester Stallone.
- » Father Clint Walker played baseball at Arkansas from 1994-1996.
- » Enjoys hunting in her free time.

CAREER HONORS

- » D1 Softball D100 Freshman (2025)
- » Softball America Freshman Watch List (2025)
- » Max Preps All-American (2024)
- » Louisiana State Player of the Year (2022, 2024)
- » No. 16 Overall Player in Class of 2024 (Extra Inning Softball)

GAME-BY-GAME

| Date | Opponent | Pos | AB | R | H | RBI | 2B | 3B | HR | BB | SB | CS | HBP | SAC | SF | GDP | K | PO | A | E | AVG | | | |
|---------------|---------------------|--------|-------------|-----------|-----------|-----------|-----------|----------|----------|----------|----------|----------|----------|----------|----------|----------|----------|----------|----------|----------|----------|----------|----------|-------------|
| Feb 06 | vs Virginia | pr/of | 2 | 2 | 2 | 2 | 0 | 0 | 0 | 0 | 0 | 0 | 0 | 0 | 0 | 0 | 0 | 0 | 0 | 0 | 0 | 0.1000 | | |
| Feb 06 | vs Akron | pr | 0 | 1 | 0 | 0 | 0 | 0 | 0 | 0 | 0 | 0 | 0 | 0 | 0 | 0 | 0 | 0 | 0 | 0 | 0 | 0.1000 | | |
| Feb 07 | at Coastal Carolina | ph | 1 | 1 | 1 | 3 | 0 | 0 | 1 | 0 | 0 | 0 | 0 | 0 | 0 | 0 | 0 | 0 | 0 | 0 | 0 | 0.1000 | | |
| Feb 08 | vs Akron | ph/dh | 3 | 2 | 2 | 0 | 1 | 0 | 0 | 0 | 0 | 0 | 0 | 0 | 0 | 0 | 0 | 0 | 0 | 0 | 0 | .833 | | |
| Feb 13 | vs Clemson | ph | 1 | 0 | 0 | 0 | 0 | 0 | 0 | 0 | 0 | 0 | 0 | 0 | 0 | 0 | 0 | 0 | 0 | 0 | 0 | .714 | | |
| Feb 15 | at Texas State | ph | 1 | 0 | 1 | 1 | 1 | 0 | 0 | 0 | 0 | 0 | 0 | 0 | 0 | 0 | 0 | 0 | 0 | 0 | 0 | .750 | | |
| Feb 20 | NORTHWESTERN | ph/of | 1 | 0 | 0 | 1 | 0 | 0 | 0 | 0 | 0 | 0 | 0 | 0 | 0 | 0 | 0 | 0 | 0 | 0 | 0 | .667 | | |
| Feb 21 | NORTHWESTERN | ph | 1 | 1 | 0 | 0 | 0 | 0 | 0 | 0 | 0 | 0 | 0 | 0 | 0 | 0 | 0 | 0 | 0 | 0 | 0 | .600 | | |
| Feb 21 | SEMO | *of | 3 | 2 | 1 | 1 | 0 | 0 | 0 | 0 | 0 | 0 | 0 | 0 | 0 | 0 | 0 | 0 | 0 | 1 | 0 | .538 | | |
| Feb 22 | NORTHWESTERN | ph/d | 3 | 1 | 2 | 0 | 1 | 0 | 0 | 0 | 0 | 0 | 0 | 0 | 0 | 0 | 0 | 0 | 1 | 0 | 0 | .562 | | |
| Feb 26 | OMAHA | *of | 2 | 1 | 1 | 1 | 0 | 0 | 1 | 0 | 0 | 0 | 0 | 0 | 0 | 0 | 0 | 0 | 0 | 0 | 0 | .556 | | |
| Feb 27 | CHARLOTTE | *of | 3 | 0 | 1 | 1 | 0 | 0 | 0 | 0 | 0 | 0 | 0 | 0 | 0 | 0 | 0 | 1 | 0 | 0 | 0 | .524 | | |
| Feb 28 | OMAHA | *of | 3 | 0 | 1 | 0 | 0 | 0 | 0 | 0 | 0 | 0 | 0 | 0 | 0 | 0 | 0 | 0 | 0 | 1 | 0 | .500 | | |
| March 1 | KANSAS | *of | 2 | 0 | 0 | 0 | 0 | 0 | 0 | 0 | 0 | 0 | 0 | 0 | 0 | 0 | 0 | 0 | 0 | 0 | 0 | .462 | | |
| Mar 06 | GEORGIA | *of | 2 | 0 | 0 | 0 | 0 | 0 | 0 | 0 | 0 | 0 | 0 | 0 | 0 | 0 | 0 | 0 | 0 | 1 | 0 | .429 | | |
| Mar 07 | GEORGIA | ph | 1 | 0 | 0 | 0 | 0 | 0 | 0 | 0 | 0 | 0 | 0 | 0 | 0 | 0 | 0 | 0 | 0 | 0 | 0 | .414 | | |
| Mar 09 | at Missouri State | *dh/of | 2 | 1 | 1 | 0 | 0 | 0 | 0 | 0 | 0 | 0 | 0 | 0 | 0 | 0 | 0 | 0 | 0 | 0 | 0 | .419 | | |
| Mar 14 | at Alabama | ph | 1 | 1 | 1 | 0 | 1 | 0 | 0 | 0 | 0 | 0 | 0 | 0 | 0 | 0 | 0 | 0 | 0 | 0 | 0 | .438 | | |
| Mar 15 | at Alabama | *of | 2 | 0 | 0 | 0 | 0 | 0 | 0 | 0 | 0 | 0 | 0 | 0 | 0 | 0 | 0 | 0 | 1 | 2 | 0 | .412 | | |
| Mar 20 | UCONN | *of | 2 | 0 | 0 | 0 | 0 | 0 | 0 | 0 | 0 | 0 | 0 | 0 | 0 | 0 | 0 | 0 | 0 | 1 | 0 | .389 | | |
| Mar 24 | at UCA | ph/of | 1 | 0 | 0 | 0 | 0 | 0 | 0 | 0 | 0 | 0 | 0 | 0 | 0 | 0 | 0 | 0 | 0 | 0 | 0 | .378 | | |
| Mar 28 | FLORIDA | *of | 3 | 0 | 0 | 0 | 0 | 0 | 0 | 0 | 0 | 0 | 0 | 0 | 0 | 0 | 0 | 0 | 1 | 0 | 0 | .350 | | |
| Apr 22 | at Tulsa | of/of | 2 | 1 | 1 | 1 | 0 | 0 | 0 | 0 | 0 | 0 | 0 | 0 | 0 | 0 | 0 | 0 | 0 | 0 | 0 | .357 | | |
| Totals | | | 10gs | 42 | 17 | 15 | 11 | 4 | 0 | 2 | 0 | 0 | 0 | 0 | 0 | 0 | 0 | 0 | 0 | 1 | 3 | 6 | 0 | .357 |



KENNEDY MILLER

C • R/R • 5-8 • Junior
Georgetown, Texas • Georgetown HS

17

CAREER STATS

| Year | Avg. | GP-GS | AB | R | H | 2B | 3B | HR | RBI | TB | SLG% | BB | HBP | SO | GDP | OBP | SF | SH | SB-ATT | PO | A | E | FLD% |
|--------------|-------------|----------------|------------|-----------|------------|-----------|----------|-----------|-----------|------------|-------------|-----------|-----------|-----------|----------|-------------|----------|----------|------------|------------|-----------|----------|-------------|
| 2024 | .331 | 52-52 | 136 | 23 | 45 | 5 | 2 | 8 | 36 | 78 | .574 | 9 | 8 | 16 | 2 | .400 | 2 | 0 | 2-2 | 276 | 33 | 1 | .997 |
| 2025 | .223 | 55-54 | 139 | 18 | 31 | 4 | 0 | 4 | 29 | 47 | .338 | 14 | 6 | 20 | 1 | .319 | 1 | 2 | 1-1 | 268 | 33 | 2 | .993 |
| 2026 | .282 | 46-43 | 103 | 15 | 29 | 4 | 0 | 3 | 27 | 42 | .408 | 7 | 4 | 7 | 1 | .339 | 4 | 4 | 0-1 | 231 | 17 | 3 | .988 |
| TOTAL | .278 | 153-149 | 378 | 56 | 105 | 13 | 2 | 15 | 92 | 167 | .442 | 30 | 18 | 43 | 4 | .353 | 7 | 6 | 3-4 | 775 | 83 | 6 | .993 |

CAREER HONORS

- » DI Softball Freshman All-American (2024)
- » Softball America Freshman All-American (2024)
- » NFCA First-Team All-South Region (2024)
- » Top 25 Finalist, Schutt Sports/NFCA Division I National Freshman of the Year finalist (2024)
- » SEC Freshman of the Week (March 19, 2024)
- » First-Year SEC Academic Honor Roll (2024)
- » No. 57 on Extra Inning Softball's Extra Elite 100 (2022)

GAME-BY-GAME

| Date | Opponent | Pos | AB | R | H | RBI | 2B | 3B | HR | BB | SB | CS | HBP | SAC | SF | GDP | K | PO | A | E | AVG | |
|---------------|----------------------|-------|-------------|------------|-----------|-----------|-----------|----------|----------|----------|----------|----------|----------|----------|----------|----------|----------|----------|------------|-----------|----------|-------------|
| Feb 06 | vs Virginia | *c | 1 | 2 | 1 | 2 | 0 | 0 | 0 | 1 | 0 | 0 | 0 | 0 | 0 | 0 | 0 | 4 | 0 | 0 | 1.000 | |
| Feb 07 | vs Virginia | *dh/c | 2 | 0 | 0 | 0 | 0 | 0 | 0 | 0 | 0 | 0 | 0 | 0 | 0 | 0 | 0 | 7 | 0 | 0 | .333 | |
| Feb 07 | at Coastal Carolina | ph | 1 | 0 | 0 | 0 | 0 | 0 | 0 | 0 | 0 | 0 | 0 | 0 | 0 | 0 | 0 | 0 | 0 | 0 | .250 | |
| Feb 08 | vs Akron | *dh/c | 3 | 3 | 3 | 5 | 1 | 0 | 1 | 0 | 0 | 0 | 0 | 0 | 0 | 0 | 0 | 2 | 0 | 0 | .571 | |
| Feb 13 | vs Wichita State | *dh | 1 | 2 | 0 | 0 | 0 | 0 | 1 | 0 | 0 | 0 | 0 | 0 | 0 | 0 | 0 | 0 | 0 | 0 | .500 | |
| Feb 13 | vs Clemson | *c | 2 | 1 | 1 | 1 | 0 | 0 | 0 | 0 | 0 | 0 | 0 | 0 | 0 | 0 | 0 | 11 | 0 | 0 | .500 | |
| Feb 15 | at Texas State | *c | 3 | 0 | 0 | 1 | 0 | 0 | 0 | 0 | 0 | 0 | 0 | 0 | 0 | 0 | 0 | 3 | 0 | 0 | .385 | |
| Feb 20 | SEMO | *dh/c | 2 | 1 | 1 | 1 | 0 | 0 | 0 | 1 | 0 | 0 | 0 | 0 | 0 | 0 | 0 | 10 | 1 | 0 | .400 | |
| Feb 21 | NORTHWESTERN | *dh/c | 3 | 0 | 1 | 0 | 0 | 0 | 0 | 0 | 0 | 0 | 0 | 0 | 0 | 0 | 0 | 7 | 0 | 0 | .389 | |
| Feb 22 | NORTHWESTERN | *c | 0 | 1 | 0 | 0 | 0 | 0 | 0 | 0 | 0 | 0 | 1 | 0 | 0 | 0 | 0 | 2 | 0 | 0 | .389 | |
| Feb 27 | BOISE STATE | *c | 2 | 0 | 0 | 1 | 0 | 0 | 0 | 0 | 0 | 0 | 0 | 0 | 1 | 0 | 0 | 6 | 0 | 0 | .350 | |
| Feb 28 | CHARLOTTE | *c | 2 | 0 | 0 | 0 | 0 | 0 | 0 | 0 | 0 | 0 | 0 | 0 | 0 | 0 | 0 | 1 | 0 | 0 | .318 | |
| Mar 07 | GEORGIA | *c | 1 | 0 | 0 | 1 | 0 | 0 | 0 | 1 | 0 | 1 | 0 | 0 | 1 | 0 | 0 | 1 | 0 | 0 | .304 | |
| Mar 08 | GEORGIA | *c | 3 | 0 | 1 | 0 | 0 | 0 | 0 | 0 | 0 | 0 | 0 | 0 | 0 | 0 | 0 | 10 | 0 | 0 | .308 | |
| Mar 13 | at Alabama | *c | 2 | 0 | 0 | 0 | 0 | 0 | 0 | 0 | 0 | 0 | 0 | 0 | 0 | 0 | 0 | 2 | 7 | 0 | .286 | |
| Mar 14 | at Alabama | *c | 4 | 0 | 1 | 0 | 0 | 0 | 0 | 0 | 0 | 0 | 0 | 0 | 0 | 0 | 0 | 4 | 1 | 0 | .281 | |
| Mar 15 | at Alabama | c | 1 | 0 | 0 | 0 | 0 | 0 | 0 | 0 | 0 | 0 | 0 | 0 | 0 | 0 | 1 | 2 | 0 | 1 | .273 | |
| Mar 17 | UCA | *c | 2 | 0 | 1 | 2 | 0 | 0 | 0 | 0 | 0 | 0 | 0 | 0 | 1 | 0 | 0 | 2 | 0 | 0 | .286 | |
| Mar 21 | UCONN | *c | 2 | 0 | 2 | 2 | 0 | 0 | 0 | 0 | 0 | 0 | 1 | 0 | 0 | 0 | 0 | 6 | 0 | 0 | .324 | |
| Mar 22 | UCONN | *c | 3 | 0 | 0 | 0 | 0 | 0 | 0 | 0 | 0 | 0 | 0 | 0 | 0 | 0 | 0 | 9 | 0 | 1 | .300 | |
| Mar 24 | at UCA | *dh/c | 3 | 0 | 1 | 1 | 1 | 0 | 0 | 0 | 0 | 0 | 0 | 0 | 0 | 0 | 0 | 3 | 0 | 0 | .302 | |
| Mar 27 | FLORIDA | *c | 2 | 0 | 1 | 2 | 0 | 0 | 0 | 0 | 0 | 0 | 0 | 1 | 0 | 0 | 0 | 6 | 3 | 0 | .311 | |
| Mar 29 | FLORIDA | *c | 3 | 1 | 1 | 0 | 0 | 0 | 0 | 0 | 0 | 0 | 0 | 0 | 0 | 0 | 0 | 6 | 2 | 0 | .312 | |
| Apr 04 | AUBURN | *c | 2 | 0 | 2 | 2 | 0 | 0 | 0 | 0 | 0 | 0 | 0 | 1 | 0 | 0 | 0 | 8 | 2 | 1 | .340 | |
| Apr 05 | AUBURN | *c | 1 | 0 | 0 | 0 | 0 | 0 | 0 | 0 | 0 | 0 | 1 | 0 | 0 | 0 | 0 | 5 | 0 | 0 | .333 | |
| Apr 06 | AUBURN | *c | 2 | 0 | 1 | 0 | 0 | 0 | 0 | 0 | 1 | 0 | 0 | 0 | 0 | 0 | 0 | 5 | 0 | 0 | .340 | |
| Apr 10 | at Mississippi State | *c | 2 | 0 | 0 | 0 | 0 | 0 | 0 | 0 | 0 | 0 | 1 | 0 | 0 | 0 | 0 | 7 | 0 | 0 | .327 | |
| Apr 11 | at Mississippi State | *c | 3 | 1 | 1 | 0 | 0 | 0 | 0 | 0 | 0 | 0 | 0 | 0 | 0 | 0 | 0 | 1 | 0 | 0 | .328 | |
| Apr 12 | at Mississippi State | *c | 5 | 1 | 1 | 1 | 0 | 0 | 1 | 0 | 0 | 0 | 0 | 0 | 0 | 0 | 1 | 6 | 0 | 0 | .317 | |
| Apr 17 | at Oklahoma | *c | 2 | 0 | 0 | 0 | 0 | 0 | 0 | 1 | 0 | 0 | 0 | 0 | 0 | 0 | 1 | 0 | 5 | 1 | .308 | |
| Apr 18 | at Oklahoma | *c | 3 | 0 | 1 | 1 | 1 | 0 | 0 | 0 | 0 | 0 | 0 | 0 | 0 | 0 | 0 | 5 | 0 | 0 | .309 | |
| Apr 19 | at Oklahoma | *c | 2 | 0 | 1 | 0 | 0 | 0 | 0 | 0 | 0 | 0 | 0 | 0 | 0 | 0 | 0 | 5 | 1 | 0 | .314 | |
| Apr 22 | at Tulsa | *c | 4 | 1 | 1 | 0 | 1 | 0 | 0 | 0 | 0 | 0 | 0 | 0 | 0 | 0 | 0 | 11 | 2 | 0 | .311 | |
| Apr 24 | MISSOURI | *c | 3 | 0 | 1 | 0 | 0 | 0 | 0 | 0 | 0 | 0 | 0 | 0 | 0 | 0 | 0 | 4 | 0 | 0 | .312 | |
| Apr 25 | MISSOURI | *c | 2 | 0 | 1 | 0 | 0 | 0 | 0 | 0 | 0 | 0 | 1 | 0 | 0 | 0 | 0 | 6 | 0 | 0 | .316 | |
| Apr 26 | MISSOURI | *c | 2 | 0 | 1 | 0 | 0 | 0 | 0 | 0 | 0 | 0 | 0 | 1 | 0 | 0 | 0 | 3 | 0 | 0 | .321 | |
| Apr 30 | at Texas | *c | 2 | 0 | 0 | 0 | 0 | 0 | 0 | 1 | 0 | 0 | 0 | 0 | 0 | 0 | 0 | 1 | 8 | 1 | .313 | |
| May 01 | at Texas | *c | 3 | 0 | 1 | 1 | 0 | 0 | 0 | 0 | 0 | 0 | 0 | 0 | 0 | 0 | 0 | 8 | 1 | 0 | .314 | |
| May 02 | at Texas | *c | 2 | 0 | 0 | 0 | 0 | 0 | 0 | 0 | 0 | 0 | 0 | 0 | 0 | 0 | 0 | 1 | 8 | 0 | .307 | |
| May 06 | vs Mississippi State | *c | 2 | 0 | 0 | 0 | 0 | 0 | 0 | 0 | 0 | 0 | 0 | 0 | 0 | 0 | 0 | 3 | 0 | 0 | .300 | |
| May 07 | vs Alabama | *c | 2 | 0 | 0 | 0 | 0 | 0 | 0 | 0 | 0 | 0 | 0 | 1 | 0 | 0 | 0 | 1 | 7 | 2 | .293 | |
| May 15 | FORDHAM | *c | 3 | 0 | 0 | 0 | 0 | 0 | 0 | 0 | 0 | 0 | 0 | 0 | 0 | 0 | 0 | 6 | 0 | 0 | .284 | |
| May 16 | USF | *c | 2 | 0 | 0 | 0 | 0 | 0 | 0 | 0 | 0 | 0 | 0 | 0 | 0 | 0 | 0 | 3 | 0 | 0 | .278 | |
| May 17 | USF | *c | 3 | 1 | 1 | 3 | 0 | 0 | 1 | 0 | 0 | 0 | 0 | 0 | 0 | 0 | 0 | 4 | 0 | 0 | .280 | |
| May 22 | DUKE | *c | 3 | 0 | 1 | 0 | 0 | 0 | 0 | 0 | 0 | 0 | 0 | 0 | 0 | 0 | 0 | 4 | 0 | 0 | .282 | |
| Totals | | | 43gs | 103 | 15 | 29 | 27 | 4 | 0 | 3 | 7 | 0 | 1 | 4 | 4 | 4 | 1 | 7 | 231 | 17 | 3 | .282 |

SEASON HIGHS

| Category | No. | Opponent (Last) | Date |
|-----------|-----|-------------------|---------|
| Hits | 3 | Akron | 2/8/26 |
| Doubles | 1 | 2x (at UCA) | 3/24/26 |
| Triples | - | - | - |
| Home Runs | 1 | 3x (USF) | 3/17/26 |
| RBI | 5 | Akron | 2/8/26 |
| Runs | 3 | Akron | 2/8/26 |
| Walks | 1 | 7x (Texas) | 4/30/26 |
| ABs | 5 | Mississippi State | 4/12/26 |

CAREER HIGHS

| Category | No. | Opponent (Last) | Date |
|-----------|-----|---------------------|---------|
| Hits | 3 | 3x (Akron) | 2/68/26 |
| Doubles | 2 | Miss. State | 3/23/24 |
| Triples | 1 | 2x (South Carolina) | 4/14/24 |
| Home Runs | 2 | 2x (Auburn) | 3/16/24 |
| RBI | 5 | Akron | 2/8/26 |
| Runs | 3 | Akron | 2/8/26 |
| Walks | 2 | 2x (Bradley) | 2/7/25 |
| ABs | 5 | Mississippi State | 4/12/26 |

PLAYER PROFILE

- » Earned DI Softball and Softball America Freshman All-America honors after batting .331 with 45 hits, eight home runs, five doubles, two triples, nine walks 36 RBI and 23 runs scored in 2024. She finished second on the team in batting average and fourth in home runs.
- » Ended last season with a hit in four of her final five games played.
- » Threw out six would-be basestealers in 2025.
- » Her eight home runs in 2024 were the most by a Razorback freshman since Kacie Hoffman hit eight in 2022.
- » Second catcher in program history from Georgetown, Texas, joining Taylor Ellsworth (2022) who she wears No. 17 in honor of and helped connect Miller with Arkansas during her recruitment. When she was a kid she took catching lessons from Ellsworth.
- » Led Georgetown High School to a Texas 5A runner-up finish as a junior in 2022 after slashing .422/.517/.989 and recorded 12 home runs, 35 runs scored and 40 RBI.
- » Majoring in Finance Real Estate



TIANNA BELL • TEE-Ah-nuh

1B • R/R • 5-5 • Senior
Antioch, Calif. • Heritage HS / Cal

20

CAREER STATS

| Year | Avg. | GP-GS | AB | R | H | 2B | 3B | HR | RBI | TB | SLG% | BB | HBP | SO | GDP | OBP | SF | SH | SB-ATT | PO | A | E | FLD% |
|--------------|-------------|----------------|------------|------------|------------|-----------|----------|-----------|------------|------------|-------------|-----------|-----------|------------|----------|-------------|----------|----------|------------|------------|-----------|-----------|-------------|
| 2023 | .226 | 37-34 | 93 | 11 | 21 | 2 | 0 | 5 | 20 | 38 | .409 | 12 | 3 | 23 | 1 | .333 | 0 | 2 | 0-0 | 19 | 30 | 3 | .942 |
| 2024 | .305 | 56-56 | 154 | 24 | 47 | 6 | 0 | 12 | 34 | 89 | .578 | 21 | 4 | 33 | 1 | .398 | 2 | 3 | 1-3 | 337 | 19 | 4 | .989 |
| 2025 | .347 | 58-58 | 176 | 35 | 61 | 10 | 0 | 15 | 54 | 116 | .659 | 12 | 6 | 33 | 0 | .401 | 3 | 0 | 4-4 | 308 | 11 | 3 | .991 |
| 2026 | .373 | 57-57 | 177 | 40 | 66 | 9 | 0 | 17 | 61 | 126 | .712 | 21 | 3 | 20 | 2 | .448 | 0 | 0 | 0-0 | 331 | 2 | 0 | 1.000 |
| TOTAL | .325 | 208-205 | 600 | 110 | 195 | 27 | 0 | 49 | 169 | 369 | .615 | 66 | 16 | 109 | 4 | .403 | 5 | 5 | 5-7 | 993 | 62 | 10 | .991 |

SEASON HIGHS

| Category | No. | Opponent (Last) | Date |
|-----------|-----|------------------|---------|
| Hits | 3 | 7x (UCA) | 3/24/26 |
| Doubles | 2 | Coastal Carolina | 2/7/26 |
| Triples | - | - | - |
| Home Runs | 2 | Texas State | 2/20/26 |
| RBI | 4 | 4x (Duke) | 5/22/26 |
| Runs | 3 | 2x (Charlotte) | 2/28/26 |
| Walks | 2 | 2x (Charlotte) | 2/22/26 |
| ABs | 5 | 2x (Alabama) | 3/14/26 |

CAREER HIGHS

| Category | No. | Opponent (Last) | Date |
|-----------|-----|-----------------|---------|
| Hits | 3 | 13x (UCA) | 3/24/26 |
| Doubles | 2 | CCU | 2/7/26 |
| Triples | - | - | - |
| Home Runs | 2 | Texas State | 2/20/26 |
| RBI | 5 | San Diego | 2/1/23 |
| Runs | 3 | 4x (Charlotte) | 2/28/26 |
| Walks | 2 | 7x (Charlotte) | 2/22/26 |
| ABs | 6 | Syracuse | 5/3/25 |

PLAYER PROFILE

- » Transferred to Arkansas after spending the 2023-2025 seasons at Cal.
- » Started all 58 games for Cal at first base in 2025 while earning Third-Team NFCA All-Region honors in addition to being a Second-Team All-ACC selection. The Antioch, Calif., native batted .347 with 61 hits, 15 home runs, 10 doubles, 35 runs scored, 116 total bases, 12 walks and four stolen bases while posting a .659 slugging percentage and a .401 on-base percentage. She posted 14 multi-hit games and 14 multi-RBI games while leading the team in slugging percentage (.659), RBIs (54), home runs (15) and total bases (116). Defensively, Bell recorded a .991 fielding percentage with 308 putouts and 11 assists in 322 chances.
- » As a sophomore in 2024, she started in all 56 games while being named Third-Team All-Pac 12 and Third-Team NFCA All-Region. Bell batted .305 with 47 hits, six doubles, 12 home runs and 34 RBI while drawing 21 walks and scoring 24 runs.
- » Prepped at Heritage High School in Antioch, Calif., where she helped lead her team to league championships as a freshman and junior while earning first-team all-league honors all three years of her high school career (2020 canceled due to COVID). Played third base while in high school.

CAREER HONORS

- » Third-Team NFCA All-Region (2026)
- » Second Team All-ACC selection (2025)
- » NFCA West Region Third Team honoree (2025)
- » All PAC-12 Third Team (2024)
- » Third Team NFCA All-Region honoree (2024)
- » No. 13 on Extra Inning Softball's Extra Elite 100 (2022)

GAME-BY-GAME

| Date | Opponent | GS | AB | R | H | RBI | 2B | 3B | HR | BB | SB | CS | HBP | SAC | SF | GDP | K | PO | A | E | AVG | |
|---------------|----------------------|-----|-------------|------------|-----------|-----------|-----------|----------|----------|-----------|-----------|----------|----------|----------|----------|----------|----------|-----------|------------|----------|----------|-------------|
| Feb 06 | vs Virginia | *1b | 3 | 1 | 2 | 1 | 0 | 0 | 0 | 0 | 0 | 0 | 0 | 0 | 0 | 0 | 0 | 4 | 0 | 0 | .667 | |
| Feb 06 | vs Akron | *1b | 4 | 2 | 1 | 0 | 0 | 0 | 0 | 0 | 0 | 0 | 0 | 0 | 0 | 0 | 0 | 6 | 0 | 0 | .429 | |
| Feb 07 | vs Virginia | *1b | 3 | 1 | 3 | 1 | 0 | 0 | 0 | 0 | 0 | 0 | 0 | 0 | 0 | 0 | 0 | 7 | 0 | 0 | .600 | |
| Feb 07 | at Coastal Carolina | *1b | 3 | 3 | 3 | 1 | 2 | 0 | 0 | 0 | 0 | 0 | 0 | 0 | 0 | 0 | 0 | 5 | 0 | 0 | .692 | |
| Feb 08 | vs Akron | *1b | 5 | 1 | 2 | 1 | 0 | 0 | 0 | 0 | 0 | 0 | 0 | 0 | 0 | 0 | 0 | 7 | 0 | 0 | .611 | |
| Feb 13 | vs Wichita State | *1b | 4 | 0 | 0 | 0 | 0 | 0 | 0 | 0 | 0 | 0 | 0 | 0 | 0 | 0 | 0 | 5 | 0 | 0 | .500 | |
| Feb 13 | vs Clemson | *1b | 3 | 2 | 1 | 2 | 0 | 0 | 1 | 0 | 0 | 0 | 0 | 0 | 0 | 0 | 0 | 1 | 0 | 0 | .480 | |
| Feb 14 | vs BYU | *1b | 2 | 2 | 1 | 3 | 0 | 0 | 1 | 1 | 0 | 0 | 1 | 0 | 0 | 0 | 0 | 6 | 0 | 0 | .481 | |
| Feb 15 | at Texas State | *1b | 4 | 2 | 3 | 3 | 0 | 0 | 2 | 0 | 0 | 0 | 0 | 0 | 0 | 0 | 0 | 1 | 8 | 0 | .516 | |
| Feb 20 | SEMO | *1b | 3 | 0 | 1 | 1 | 0 | 0 | 0 | 1 | 0 | 0 | 0 | 0 | 0 | 0 | 0 | 7 | 0 | 0 | .500 | |
| Feb 20 | NORTHWESTERN | *1b | 3 | 0 | 1 | 0 | 0 | 0 | 0 | 1 | 0 | 0 | 0 | 0 | 0 | 0 | 0 | 1 | 5 | 0 | .486 | |
| Feb 21 | NORTHWESTERN | *1b | 3 | 1 | 1 | 0 | 1 | 0 | 0 | 0 | 0 | 0 | 0 | 0 | 0 | 0 | 0 | 6 | 0 | 0 | .475 | |
| Feb 21 | SEMO | *1b | 2 | 1 | 1 | 1 | 1 | 0 | 0 | 1 | 0 | 0 | 0 | 0 | 0 | 0 | 0 | 5 | 0 | 0 | .476 | |
| Feb 22 | NORTHWESTERN | *1b | 2 | 0 | 1 | 0 | 0 | 0 | 0 | 1 | 0 | 0 | 1 | 0 | 0 | 0 | 0 | 5 | 0 | 0 | .477 | |
| Feb 26 | OMAHA | *1b | 3 | 2 | 2 | 2 | 1 | 0 | 1 | 0 | 0 | 0 | 0 | 0 | 0 | 0 | 0 | 3 | 0 | 0 | .489 | |
| Feb 27 | BOISE STATE | *1b | 1 | 0 | 0 | 0 | 0 | 0 | 0 | 2 | 0 | 0 | 0 | 0 | 0 | 0 | 0 | 6 | 0 | 0 | .479 | |
| Feb 27 | CHARLOTTE | *1b | 1 | 3 | 1 | 4 | 0 | 0 | 1 | 2 | 0 | 0 | 0 | 0 | 0 | 0 | 0 | 6 | 0 | 0 | .490 | |
| Feb 28 | OMAHA | *1b | 3 | 1 | 2 | 1 | 0 | 0 | 0 | 0 | 0 | 0 | 0 | 0 | 0 | 0 | 0 | 9 | 0 | 0 | .500 | |
| Feb 28 | CHARLOTTE | *1b | 2 | 0 | 1 | 0 | 0 | 0 | 0 | 1 | 0 | 0 | 0 | 0 | 0 | 0 | 0 | 7 | 0 | 0 | .500 | |
| March 1 | KANSAS | *1b | 3 | 0 | 0 | 0 | 0 | 0 | 0 | 0 | 0 | 0 | 0 | 0 | 0 | 0 | 0 | 4 | 0 | 0 | .474 | |
| Mar 06 | GEORGIA | *1b | 3 | 0 | 0 | 0 | 0 | 0 | 0 | 1 | 0 | 0 | 0 | 0 | 0 | 0 | 0 | 2 | 10 | 0 | .450 | |
| Mar 07 | GEORGIA | *1b | 4 | 1 | 2 | 4 | 0 | 0 | 1 | 0 | 0 | 0 | 0 | 0 | 0 | 0 | 0 | 8 | 0 | 0 | .453 | |
| Mar 08 | GEORGIA | *1b | 4 | 1 | 3 | 2 | 0 | 0 | 1 | 0 | 0 | 0 | 0 | 0 | 0 | 0 | 0 | 4 | 4 | 0 | .471 | |
| Mar 09 | at Missouri State | *1b | 3 | 1 | 1 | 2 | 0 | 0 | 1 | 0 | 0 | 0 | 0 | 0 | 0 | 0 | 0 | 7 | 0 | 0 | .465 | |
| Mar 13 | at Alabama | *1b | 3 | 0 | 0 | 0 | 0 | 0 | 0 | 0 | 0 | 0 | 0 | 0 | 0 | 0 | 0 | 1 | 1 | 1 | .446 | |
| Mar 14 | at Alabama | *1b | 5 | 0 | 0 | 1 | 0 | 0 | 0 | 0 | 0 | 0 | 0 | 0 | 0 | 0 | 0 | 2 | 10 | 0 | .418 | |
| Mar 15 | at Alabama | *1b | 2 | 0 | 0 | 0 | 0 | 0 | 0 | 1 | 0 | 0 | 0 | 0 | 0 | 0 | 0 | 1 | 5 | 0 | .407 | |
| Mar 17 | UCA | *1b | 2 | 0 | 0 | 1 | 0 | 0 | 0 | 1 | 0 | 0 | 0 | 0 | 0 | 0 | 0 | 7 | 0 | 0 | .398 | |
| Mar 20 | UCONN | *1b | 4 | 2 | 3 | 3 | 1 | 0 | 1 | 0 | 0 | 0 | 0 | 0 | 0 | 0 | 0 | 3 | 0 | 0 | .414 | |
| Mar 21 | UCONN | *1b | 4 | 1 | 3 | 4 | 0 | 0 | 0 | 0 | 0 | 0 | 0 | 0 | 0 | 0 | 0 | 7 | 1 | 1 | .429 | |
| Mar 22 | UCONN | *1b | 3 | 0 | 1 | 0 | 0 | 0 | 0 | 1 | 0 | 0 | 0 | 0 | 0 | 0 | 0 | 5 | 0 | 0 | .426 | |
| Mar 24 | at UCA | *1b | 4 | 1 | 3 | 1 | 1 | 0 | 0 | 0 | 0 | 0 | 0 | 0 | 0 | 0 | 0 | 9 | 0 | 0 | .439 | |
| Mar 27 | FLORIDA | *1b | 4 | 1 | 2 | 2 | 0 | 0 | 0 | 0 | 0 | 0 | 0 | 0 | 0 | 0 | 0 | 9 | 0 | 0 | .441 | |
| Mar 28 | FLORIDA | *1b | 3 | 0 | 0 | 0 | 0 | 0 | 0 | 0 | 0 | 0 | 1 | 0 | 0 | 0 | 1 | 0 | 11 | 0 | .429 | |
| Mar 29 | FLORIDA | *1b | 2 | 0 | 0 | 0 | 0 | 0 | 0 | 1 | 0 | 0 | 0 | 0 | 0 | 0 | 0 | 2 | 3 | 0 | .421 | |
| Apr 04 | AUBURN | *1b | 3 | 0 | 0 | 0 | 0 | 0 | 0 | 0 | 0 | 0 | 0 | 0 | 0 | 0 | 0 | 3 | 0 | 0 | .409 | |
| Apr 05 | AUBURN | *1b | 3 | 1 | 1 | 2 | 0 | 0 | 1 | 0 | 0 | 0 | 0 | 0 | 0 | 0 | 0 | 8 | 0 | 0 | .407 | |
| Apr 06 | AUBURN | *1b | 3 | 1 | 1 | 1 | 0 | 0 | 1 | 0 | 0 | 0 | 0 | 0 | 0 | 0 | 0 | 5 | 0 | 0 | .405 | |
| Apr 10 | at Mississippi State | *1b | 3 | 0 | 0 | 0 | 0 | 0 | 0 | 0 | 0 | 0 | 0 | 0 | 0 | 0 | 1 | 0 | 8 | 0 | .395 | |
| Apr 11 | at Mississippi State | *1b | 3 | 0 | 2 | 0 | 0 | 0 | 0 | 0 | 0 | 0 | 0 | 0 | 0 | 0 | 0 | 1 | 5 | 0 | .402 | |
| Apr 12 | at Mississippi State | *1b | 4 | 0 | 2 | 2 | 0 | 0 | 0 | 1 | 0 | 0 | 0 | 0 | 0 | 0 | 0 | 0 | 3 | 0 | .405 | |
| Apr 17 | at Oklahoma | *1b | 4 | 2 | 2 | 2 | 0 | 0 | 1 | 0 | 0 | 0 | 0 | 0 | 0 | 0 | 0 | 0 | 3 | 0 | .408 | |
| Apr 18 | at Oklahoma | *1b | 3 | 1 | 1 | 2 | 0 | 0 | 1 | 0 | 0 | 0 | 0 | 0 | 0 | 0 | 0 | 6 | 0 | 0 | .406 | |
| Apr 19 | at Oklahoma | *1b | 3 | 0 | 0 | 1 | 0 | 0 | 0 | 0 | 0 | 0 | 0 | 0 | 0 | 0 | 0 | 1 | 3 | 0 | .397 | |
| Apr 22 | at Tulsa | *1b | 4 | 0 | 0 | 0 | 0 | 0 | 0 | 0 | 0 | 0 | 0 | 0 | 0 | 0 | 0 | 2 | 6 | 0 | .386 | |
| Apr 24 | MISSOURI | *1b | 2 | 0 | 1 | 0 | 0 | 0 | 0 | 1 | 0 | 0 | 0 | 0 | 0 | 0 | 0 | 0 | 7 | 0 | .387 | |
| Apr 25 | MISSOURI | *1b | 4 | 0 | 1 | 2 | 1 | 0 | 0 | 0 | 0 | 0 | 0 | 0 | 0 | 0 | 0 | 6 | 0 | 0 | .384 | |
| Apr 26 | MISSOURI | *1b | 3 | 0 | 0 | 0 | 0 | 0 | 0 | 1 | 0 | 0 | 0 | 0 | 0 | 0 | 0 | 1 | 9 | 0 | .376 | |
| Apr 30 | at Texas | *1b | 3 | 0 | 1 | 1 | 0 | 0 | 0 | 0 | 0 | 0 | 0 | 0 | 0 | 0 | 0 | 5 | 0 | 0 | .375 | |
| May 01 | at Texas | *1b | 2 | 0 | 0 | 0 | 0 | 0 | 0 | 1 | 0 | 0 | 0 | 0 | 0 | 0 | 0 | 4 | 0 | 0 | .370 | |
| May 02 | at Texas | *1b | 2 | 0 | 1 | 0 | 1 | 0 | 0 | 1 | 0 | 0 | 0 | 0 | 0 | 0 | 0 | 1 | 4 | 0 | .372 | |
| May 07 | vs Mississippi State | *1b | 3 | 1 | 2 | 1 | 0 | 0 | 1 | 0 | 0 | 0 | 0 | 0 | 0 | 0 | 0 | 7 | 0 | 0 | .377 | |
| May 07 | vs Alabama | *1b | 3 | 1 | 1 | 0 | 0 | 0 | 0 | 0 | 0 | 0 | 0 | 0 | 0 | 0 | 0 | 8 | 0 | 0 | .377 | |
| May 15 | FORDHAM | *1b | 4 | 2 | 2 | 1 | 0 | 0 | 1 | 0 | 0 | 0 | 0 | 0 | 0 | 0 | 0 | 4 | 0 | 0 | .380 | |
| May 16 | USF | *1b | 4 | 0 | 1 | 0 | 0 | 0 | 0 | 0 | 0 | 0 | 0 | 0 | 0 | 0 | 0 | 2 | 5 | 0 | .376 | |
| May 17 | USF | *1b | 4 | 0 | 0 | 1 | 0 | 0 | 0 | 0 | 0 | 0 | 0 | 0 | 0 | 0 | 0 | 1 | 8 | 0 | .368 | |
| May 22 | DUKE | *1b | 3 | 1 | 2 | 4 | 0 | 0 | 1 | 1 | 0 | 0 | 0 | 0 | 0 | 0 | 0 | 1 | 3 | 0 | .373 | |
| Totals | | | 57gs | 177 | 40 | 66 | 61 | 9 | 0 | 17 | 21 | 0 | 0 | 3 | 0 | 0 | 2 | 20 | 331 | 2 | 0 | .373 |



AVA CARTER

OF • L/R • 5-6 • Sophomore
Paragould, Ark. • Greene County Tech HS

21

CAREER STATS

| Year | Avg. | GP-GS | AB | R | H | 2B | 3B | HR | RBI | TB | SLG% | BB | HBP | SO | GDP | OBP | SF | SH | SB-ATT | PO | A | E | FLD% |
|--------------|-------------|-------------|-----------|-----------|----------|----------|----------|----------|----------|-----------|-------------|----------|----------|----------|----------|-------------|----------|----------|------------|----------|----------|----------|--------------|
| 2025 | .357 | 21-5 | 14 | 12 | 5 | 1 | 2 | 0 | 5 | 10 | .714 | 3 | 0 | 3 | 0 | .471 | 1 | 0 | 0-0 | 2 | 0 | 0 | 1.000 |
| 2026 | .167 | 7-0 | 6 | 6 | 1 | 0 | 0 | 0 | 2 | 1 | .167 | 0 | 0 | 0 | 0 | .167 | 0 | 0 | 1-1 | 0 | 0 | 0 | .000 |
| TOTAL | .300 | 34-5 | 20 | 18 | 6 | 1 | 2 | 0 | 8 | 11 | .550 | 3 | 0 | 3 | 0 | .375 | 1 | 0 | 1-1 | 2 | 0 | 0 | 1.000 |

CAREER HONORS

- » First-Year SEC Academic Honor Roll (2025)
- » Jonesboro Sun Player of the Year (2022, 2023)
- » Arkansas 5A All-State (2021, 2022, 2023)

GAME-BY-GAME

| Date | Opponent | Pos | AB | R | H | RBI | 2B | 3B | HR | BB | SB | CS | HBP | SAC | SF | GDP | K | PO | A | E | AVG | |
|---------------|-------------------|------------|----------|----------|----------|----------|----------|----------|----------|----------|----------|----------|----------|----------|----------|----------|----------|----------|----------|----------|----------|-------------|
| Feb 06 | vs Virginia | ph | 1 | 0 | 0 | 0 | 0 | 0 | 0 | 0 | 0 | 0 | 0 | 0 | 0 | 0 | 0 | 0 | 0 | 0 | 0 | .000 |
| Feb 08 | vs Akron | ph | 1 | 0 | 0 | 0 | 0 | 0 | 0 | 0 | 0 | 0 | 0 | 0 | 0 | 0 | 0 | 0 | 0 | 0 | 0 | .000 |
| Feb 15 | at Texas State | ph | 1 | 0 | 0 | 0 | 0 | 0 | 0 | 0 | 0 | 0 | 0 | 0 | 0 | 0 | 0 | 0 | 0 | 0 | 0 | .000 |
| Feb 21 | SEMO | ph | 1 | 1 | 1 | 2 | 0 | 0 | 0 | 0 | 0 | 0 | 0 | 0 | 0 | 0 | 0 | 0 | 0 | 0 | 0 | .250 |
| Feb 28 | CHARLOTTE | ph | 1 | 0 | 0 | 0 | 0 | 0 | 0 | 0 | 0 | 0 | 0 | 0 | 0 | 0 | 0 | 0 | 0 | 0 | 0 | .200 |
| Mar 09 | at Missouri State | ph | 1 | 0 | 0 | 0 | 0 | 0 | 0 | 0 | 0 | 0 | 0 | 0 | 0 | 0 | 0 | 0 | 0 | 0 | 0 | .167 |
| Totals | | Ogs | 6 | 1 | 1 | 2 | 0 | 0 | 0 | 0 | 0 | 0 | 0 | 0 | 0 | 0 | 0 | 0 | 0 | 0 | 0 | .167 |

SEASON HIGHS

| Category | No. | Opponent (Last) | Date |
|-----------|-----|-----------------|---------|
| Hits | 1 | SEMO | 2/21/26 |
| Doubles | - | - | - |
| Triples | - | - | - |
| Home Runs | - | - | - |
| RBI | 1 | SEMO | 2/21/26 |
| Runs | 1 | SEMO | 2/21/26 |
| Walks | - | - | - |
| ABs | 1 | 5x (Charlotte) | 2/28/26 |

CAREER HIGHS

| Category | No. | Opponent (Last) | Date |
|-----------|-----|--------------------|---------|
| Hits | 2 | Lipscomb | 2/7/25 |
| Doubles | 1 | Lipscomb | 2/7/25 |
| Triples | 2 | 2x (Southern Miss) | 2/16/25 |
| Home Runs | - | Lipscomb | 2/7/25 |
| RBI | 3 | Lipscomb | 2/7/25 |
| Runs | 2 | Lipscomb | 2/7/25 |
| Walks | 1 | 3x (ULM) | 2/16/25 |
| ABs | 2 | 2x (San Diego) | 2/7/25 |

PLAYER PROFILE

- » Appeared in 25 games while starting five games in 2025 ... Registered a .357 batting average with five hits including a double and two triples while registering six RBI, 12 runs scored and three walks ... Posted a .714 slugging percentage and .444 on-base percentage ... Recorded a multi-hit game and multi-RBI game ... Went 2-2 with three RBI, two runs scored, a double, a triple and a walk during her collegiate debut, a 23-0 win over Lipscomb (Feb. 7) ... Registered a hit in each of the Razorbacks' wins over Southern Miss (Feb. 15-16)
- » Prepped at Greene County Tech High School where she was a three-time all-state selection and two-time Jonesboro Sun Player of the Year.
- » Hit .562 with six home runs and 33 RBI while posting a .638 on-base percentage during her junior campaign
- » Batted .536 with a .643 on-base percentage and a slugging percentage of .821 while smacking two home runs in 2022. Also had 33 runs batted in and 25 stolen bases as a sophomore.
- » Led her high school to state runner-up finishes in 2022-23.
- » Also played basketball in high school, averaging 7.2 points per game, 3.4 rebounds per game and 2.0 steals per game as a senior.



DAKOTA KENNEDY

OF • L/R • 5-8 • Senior
 Sacramento, Calif. • Sheldon HS / Arizona

22

CAREER STATS

| Year | Avg. | GP-GS | AB | R | H | 2B | 3B | HR | RBI | TB | SLG% | BB | HBP | SO | GDP | OBP | SF | SH | SB-ATT | PO | A | E | FLD% |
|--------------|-------------|----------------|------------|------------|------------|-----------|----------|-----------|------------|------------|-------------|------------|-----------|-----------|----------|-------------|----------|----------|--------------|------------|----------|----------|-------------|
| 2023 | .356 | 53-49 | 146 | 45 | 52 | 6 | 2 | 10 | 35 | 92 | .630 | 21 | 5 | 26 | 2 | .453 | 0 | 5 | 9-10 | 63 | 2 | 1 | .985 |
| 2024 | .400 | 56-56 | 170 | 54 | 68 | 10 | 0 | 13 | 34 | 117 | .688 | 42 | 2 | 20 | 0 | .521 | 1 | 3 | 6-8 | 111 | 6 | 0 | 1.000 |
| 2025 | .444 | 44-44 | 135 | 48 | 60 | 10 | 4 | 5 | 21 | 93 | .689 | 28 | 2 | 15 | 0 | .539 | 2 | 0 | 7-10 | 74 | 0 | 0 | 1.000 |
| 2026 | .373 | 51-51 | 153 | 49 | 57 | 12 | 1 | 16 | 53 | 119 | .778 | 24 | 4 | 21 | 0 | .464 | 2 | 0 | 7-7 | 46 | 1 | 2 | .959 |
| TOTAL | .392 | 204-200 | 604 | 196 | 237 | 38 | 7 | 44 | 147 | 421 | .697 | 115 | 13 | 82 | 2 | .494 | 5 | 8 | 29-35 | 288 | 9 | 3 | .990 |

SEASON HIGHS

| Category | No. | Opponent (Last) | Date |
|-----------|-----|----------------------|---------|
| Hits | 3 | 7x (Duke) | 5/22/26 |
| Doubles | 2 | Wichita State | 2/13/26 |
| Triples | - | - | - |
| Home Runs | 3 | Kansas | 3/1/26 |
| RBI | 7 | at Alabama | 3/14/26 |
| Runs | 3 | 4x (UConn) | 3/21/26 |
| Walks | 2 | 2x (Mississippi St.) | 4/12/26 |
| ABs | 4 | 13x (USF) | 5/17/26 |

CAREER HIGHS

| Category | No. | Opponent (Last) | Date |
|--------------|-----|---------------------|---------|
| Hits | 4 | 2x (Grand Canyon) | 4/30/24 |
| Doubles | 2 | Wichita State | 2/13/26 |
| Triples | 1 | 7x (Ole Miss) | 5/18/25 |
| Home Runs | 3 | Kansas | 3/1/26 |
| RBI | 7 | at Alabama | 3/14/26 |
| Runs | 4 | 1x (New Mexico St.) | 4/9/24 |
| Walks | 3 | 4x (Arizona State) | 4/20/24 |
| ABs | 7 | 1x (Indiana) | 2/24/24 |
| Stolen Bases | 2 | 2x (Clemson) | 2/13/26 |

PLAYER PROFILE

- » Selected by the Carolina Blaze with the 4th pick in the 3rd round of the 2026 AUSL College Draft
- » Two-Time NFCA All-American (2023, 2024) and three-time NFCA All-Region selection (2023, 2024, 2025).
- » Became just the third player in program history to hit 3+ homers in a game with three during an 11-3 win over Kansas on March 1.
- » Entering the 2026 season Kennedy was just one of seven players nationally with a career batting average of .399+ and 400+ at-bats.
- » Recorded career-highs in batting average (.444), on-base percentage (.539), slugging percentage (.689), and OPS (1.228) in 2025 while tallying 60 hits, 10 doubles, four triples, five home runs, 25 RBI, 28 walks, 48 runs scored and seven stolen bases.
- » Majoring in spanish
- » Two-Time CSC Academic All-America and CSC Academic All-District selection (2024, 2025)

CAREER HONORS

- » First-Team All-SEC (2026)
- » SEC All-Defensive Team (2026)
- » Second-Team NFCA All-Region (2026)
- » Third-Team NFCA All-America (2023, 2024)
- » Rawlings Gold Glove Award Winner (2024)
- » First-Team All-Big 12 (2025)
- » NFCA All-West Region First Team (2024, 2025)
- » First-Team All-PAC 12 (2023,2024)
- » NFCA All-West Region Second Team (2023)
- » Big 12 All-Defensive Team (2025)
- » Pac 12 All-Defensive Team (2023, 2024)
- » Pac 12 All-Freshman Team (2023)
- » CSC Academic All-America (2024, 2025)
- » CSC Academic All-District (2024, 2025)
- » NFCA Scholar Athlete (2023, 2024, 2025)

GAME-BY-GAME

| Date | Opponent | Pos | AB | R | H | RBI | 2B | 3B | HR | BB | SB | CS | HBP | SAC | SF | GDP | K | PO | A | E | AVG |
|---------------|----------------------|-------------|------------|-----------|-----------|-----------|-----------|----------|-----------|-----------|----------|----------|----------|----------|----------|----------|-----------|-----------|----------|----------|-------------|
| Feb 06 | vs Virginia | *of | 3 | 2 | 0 | 0 | 0 | 0 | 0 | 1 | 0 | 0 | 0 | 0 | 0 | 0 | 0 | 0 | 0 | 0 | 0.000 |
| Feb 06 | vs Akron | *of | 4 | 0 | 1 | 0 | 0 | 0 | 0 | 0 | 0 | 0 | 0 | 0 | 0 | 0 | 0 | 0 | 1 | 0 | 0.286 |
| Feb 07 | vs Virginia | *of | 3 | 0 | 0 | 0 | 0 | 0 | 0 | 0 | 0 | 0 | 0 | 0 | 0 | 0 | 0 | 2 | 2 | 0 | 0.200 |
| Feb 07 | at Coastal Carolina | *of | 4 | 1 | 0 | 0 | 0 | 0 | 0 | 0 | 0 | 0 | 0 | 0 | 0 | 0 | 0 | 0 | 0 | 0 | 0.143 |
| Feb 08 | vs Akron | *of | 4 | 3 | 3 | 2 | 1 | 0 | 1 | 0 | 1 | 0 | 0 | 0 | 0 | 0 | 0 | 0 | 0 | 0 | 0.222 |
| Feb 13 | vs Wichita State | *of | 4 | 1 | 3 | 1 | 2 | 0 | 0 | 1 | 0 | 0 | 0 | 0 | 0 | 0 | 0 | 0 | 0 | 0 | 0.318 |
| Feb 13 | vs Clemson | *of | 2 | 2 | 2 | 2 | 0 | 0 | 1 | 2 | 0 | 0 | 0 | 0 | 0 | 0 | 0 | 0 | 0 | 0 | 0.375 |
| Feb 14 | vs BYU | *of | 2 | 1 | 0 | 1 | 0 | 0 | 0 | 1 | 0 | 0 | 0 | 0 | 1 | 0 | 0 | 2 | 0 | 0 | 0.346 |
| Feb 15 | at Texas State | *of | 3 | 1 | 1 | 0 | 1 | 0 | 0 | 0 | 0 | 0 | 1 | 0 | 0 | 0 | 1 | 1 | 0 | 0 | 0.345 |
| Feb 20 | SEMO | *of | 3 | 0 | 0 | 1 | 0 | 0 | 0 | 0 | 0 | 0 | 0 | 0 | 1 | 0 | 1 | 0 | 0 | 0 | 0.312 |
| Feb 20 | NORTHWESTERN | *of | 3 | 0 | 0 | 0 | 0 | 0 | 0 | 1 | 0 | 0 | 0 | 0 | 0 | 0 | 0 | 0 | 0 | 0 | 0.286 |
| Feb 21 | NORTHWESTERN | *of | 4 | 1 | 1 | 1 | 0 | 0 | 1 | 0 | 0 | 0 | 0 | 0 | 0 | 0 | 0 | 0 | 1 | 0 | 0.282 |
| Feb 21 | SEMO | *of | 3 | 0 | 0 | 0 | 0 | 0 | 0 | 0 | 0 | 0 | 0 | 0 | 0 | 0 | 0 | 0 | 1 | 0 | 0.262 |
| Feb 22 | NORTHWESTERN | *of | 4 | 1 | 1 | 0 | 1 | 0 | 0 | 0 | 0 | 0 | 0 | 0 | 0 | 0 | 0 | 1 | 0 | 0 | 0.261 |
| Feb 26 | OMAHA | *of | 3 | 1 | 1 | 1 | 0 | 0 | 1 | 0 | 0 | 0 | 0 | 0 | 0 | 0 | 1 | 1 | 0 | 0 | 0.265 |
| Feb 27 | BOISE STATE | *of | 2 | 1 | 0 | 0 | 0 | 0 | 0 | 1 | 0 | 0 | 0 | 0 | 0 | 0 | 0 | 0 | 1 | 0 | 0.255 |
| Feb 27 | CHARLOTTE | *of | 3 | 2 | 2 | 0 | 0 | 0 | 0 | 0 | 0 | 0 | 0 | 0 | 0 | 0 | 0 | 0 | 1 | 0 | 0.278 |
| Feb 28 | OMAHA | *of | 4 | 0 | 0 | 0 | 0 | 0 | 0 | 0 | 0 | 0 | 0 | 0 | 0 | 0 | 0 | 1 | 1 | 0 | 0.259 |
| Feb 28 | CHARLOTTE | *of | 2 | 3 | 1 | 3 | 0 | 0 | 1 | 0 | 0 | 0 | 1 | 0 | 0 | 0 | 0 | 2 | 0 | 0 | 0.267 |
| March 1 | KANSAS | *of | 3 | 3 | 3 | 5 | 0 | 0 | 3 | 0 | 0 | 0 | 0 | 0 | 0 | 0 | 0 | 0 | 0 | 0 | 0.302 |
| Mar 06 | GEORGIA | *of | 4 | 1 | 0 | 0 | 0 | 0 | 0 | 0 | 0 | 0 | 0 | 0 | 0 | 0 | 2 | 1 | 0 | 0 | 0.284 |
| Mar 07 | GEORGIA | *of | 3 | 1 | 2 | 0 | 0 | 0 | 0 | 1 | 0 | 0 | 0 | 0 | 0 | 0 | 0 | 0 | 0 | 0 | 0.300 |
| Mar 08 | GEORGIA | *of | 3 | 0 | 1 | 0 | 0 | 0 | 0 | 1 | 0 | 0 | 0 | 0 | 0 | 0 | 0 | 1 | 2 | 0 | 0.301 |
| Mar 09 | at Missouri State | *of | 2 | 1 | 1 | 0 | 0 | 0 | 0 | 1 | 0 | 0 | 0 | 0 | 0 | 0 | 0 | 1 | 0 | 0 | 0.307 |
| Mar 13 | at Alabama | *of | 3 | 1 | 2 | 0 | 1 | 0 | 0 | 0 | 0 | 0 | 0 | 0 | 0 | 0 | 0 | 2 | 1 | 0 | 0.321 |
| Mar 14 | at Alabama | *of | 4 | 2 | 3 | 7 | 1 | 0 | 2 | 1 | 0 | 0 | 0 | 0 | 0 | 0 | 0 | 0 | 0 | 0 | 0.341 |
| Mar 15 | at Alabama | *of | 3 | 0 | 0 | 0 | 0 | 0 | 0 | 0 | 0 | 0 | 0 | 0 | 0 | 0 | 0 | 2 | 0 | 0 | 0.329 |
| Mar 17 | UCA | *of | 2 | 1 | 1 | 2 | 0 | 0 | 1 | 0 | 0 | 0 | 0 | 0 | 0 | 0 | 0 | 0 | 1 | 0 | 0.333 |
| Mar 20 | UCONN | *of | 4 | 3 | 3 | 3 | 0 | 1 | 1 | 0 | 1 | 0 | 0 | 0 | 0 | 0 | 0 | 0 | 0 | 0 | 0.352 |
| Mar 21 | UCONN | *of | 3 | 1 | 1 | 0 | 0 | 0 | 0 | 1 | 1 | 0 | 0 | 0 | 0 | 0 | 0 | 2 | 0 | 0 | 0.351 |
| Mar 22 | UCONN | *of | 2 | 2 | 0 | 1 | 0 | 0 | 0 | 1 | 1 | 0 | 1 | 0 | 0 | 0 | 0 | 0 | 1 | 0 | 0.344 |
| Mar 24 | at UCA | *of | 2 | 2 | 2 | 2 | 1 | 0 | 1 | 2 | 0 | 0 | 0 | 0 | 0 | 0 | 0 | 0 | 0 | 0 | 0.357 |
| Mar 27 | FLORIDA | *of | 4 | 1 | 1 | 0 | 0 | 0 | 0 | 0 | 0 | 0 | 0 | 0 | 0 | 0 | 0 | 1 | 0 | 0 | 0.353 |
| Mar 28 | FLORIDA | *of | 4 | 0 | 2 | 2 | 1 | 0 | 0 | 0 | 0 | 0 | 0 | 0 | 0 | 0 | 0 | 1 | 3 | 0 | 0.358 |
| Mar 29 | FLORIDA | *of | 3 | 1 | 1 | 3 | 0 | 0 | 1 | 1 | 0 | 0 | 0 | 0 | 0 | 0 | 0 | 1 | 5 | 0 | 0.358 |
| Apr 04 | AUBURN | *of | 2 | 2 | 1 | 0 | 0 | 0 | 0 | 1 | 0 | 0 | 0 | 0 | 0 | 0 | 0 | 0 | 2 | 0 | 0.360 |
| Apr 05 | AUBURN | *of | 3 | 0 | 0 | 0 | 0 | 0 | 0 | 0 | 0 | 0 | 0 | 0 | 0 | 0 | 0 | 1 | 0 | 0 | 0.351 |
| Apr 06 | AUBURN | *of | 2 | 1 | 1 | 1 | 0 | 0 | 1 | 1 | 0 | 0 | 0 | 0 | 0 | 0 | 0 | 2 | 0 | 0 | 0.353 |
| Apr 10 | at Mississippi State | *of | 2 | 0 | 1 | 0 | 0 | 0 | 0 | 1 | 0 | 0 | 0 | 0 | 0 | 0 | 0 | 0 | 0 | 0 | 0.356 |
| Apr 11 | at Mississippi State | *of | 2 | 1 | 1 | 3 | 0 | 0 | 1 | 1 | 0 | 0 | 0 | 0 | 0 | 0 | 0 | 0 | 3 | 0 | 0.358 |
| Apr 12 | at Mississippi State | *of | 3 | 2 | 3 | 2 | 1 | 0 | 0 | 2 | 0 | 0 | 0 | 0 | 0 | 0 | 0 | 0 | 2 | 0 | 0.374 |
| Apr 17 | at Oklahoma | *of | 3 | 0 | 0 | 0 | 0 | 0 | 0 | 0 | 0 | 0 | 0 | 0 | 0 | 0 | 0 | 1 | 3 | 0 | 0.365 |
| Apr 30 | at Texas | *dh | 2 | 0 | 0 | 0 | 0 | 0 | 0 | 0 | 0 | 0 | 1 | 0 | 0 | 0 | 0 | 1 | 0 | 0 | 0.359 |
| May 01 | at Texas | *dh | 3 | 0 | 0 | 0 | 0 | 0 | 0 | 0 | 0 | 0 | 0 | 0 | 0 | 0 | 0 | 1 | 0 | 0 | 0.351 |
| May 02 | at Texas | *dh | 3 | 0 | 0 | 0 | 0 | 0 | 0 | 0 | 0 | 0 | 0 | 0 | 0 | 0 | 0 | 3 | 0 | 0 | 0.343 |
| May 06 | vs Mississippi State | *dh | 2 | 0 | 2 | 0 | 0 | 0 | 0 | 1 | 0 | 0 | 0 | 0 | 0 | 0 | 0 | 0 | 0 | 0 | 0.353 |
| May 07 | vs Alabama | *dh | 3 | 0 | 1 | 0 | 0 | 0 | 0 | 0 | 0 | 0 | 0 | 0 | 0 | 0 | 0 | 0 | 0 | 0 | 0.353 |
| May 15 | FORDHAM | *dh | 3 | 1 | 1 | 2 | 0 | 0 | 1 | 1 | 0 | 0 | 0 | 0 | 0 | 0 | 0 | 0 | 0 | 0 | 0.352 |
| May 16 | USF | *dh | 3 | 1 | 2 | 1 | 1 | 0 | 0 | 1 | 0 | 0 | 0 | 0 | 0 | 0 | 0 | 0 | 0 | 0 | 0.359 |
| May 17 | USF | *dh | 4 | 0 | 2 | 3 | 1 | 0 | 0 | 0 | 0 | 0 | 0 | 0 | 0 | 0 | 0 | 0 | 0 | 0 | 0.362 |
| May 22 | DUKE | *dh | 4 | 1 | 3 | 4 | 0 | 0 | 1 | 0 | 0 | 0 | 0 | 0 | 0 | 0 | 0 | 0 | 0 | 0 | 0.373 |
| Totals | | Sigs | 153 | 49 | 57 | 53 | 12 | 1 | 16 | 24 | 7 | 0 | 4 | 0 | 2 | 0 | 21 | 46 | 1 | 2 | .373 |



REAGAN JOHNSON

OF • L/R • 5-4 • Senior
Karnes City, Texas • Karnes City HS

23

CAREER STATS

| Year | Avg. | GP-GS | AB | R | H | 2B | 3B | HR | RBI | TB | SLG% | BB | HBP | SO | GDP | OBP | SF | SH | SB-ATT | PO | A | E | FLD% |
|--------------|-------------|----------------|------------|------------|------------|-----------|----------|----------|-----------|------------|-------------|-----------|----------|------------|----------|-------------|----------|----------|--------------|------------|-----------|----------|-------------|
| 2023 | .378 | 59-59 | 209 | 47 | 79 | 3 | 4 | 0 | 20 | 90 | .431 | 14 | 0 | 41 | 0 | .415 | 1 | 1 | 18-18 | 86 | 4 | 3 | .968 |
| 2024 | .380 | 55-55 | 192 | 35 | 73 | 4 | 1 | 0 | 11 | 79 | .411 | 15 | 1 | 19 | 0 | .426 | 1 | 1 | 12-14 | 85 | 4 | 1 | .989 |
| 2025 | .351 | 58-58 | 205 | 53 | 72 | 6 | 2 | 0 | 11 | 82 | .400 | 26 | 2 | 24 | 0 | .427 | 1 | 2 | 20-22 | 91 | 3 | 0 | 1.000 |
| 2026 | .322 | 57-57 | 177 | 56 | 57 | 4 | 1 | 0 | 16 | 63 | .356 | 28 | 0 | 30 | 0 | .415 | 0 | 5 | 20-20 | 84 | 1 | 0 | 1.000 |
| TOTAL | .359 | 229-229 | 783 | 191 | 281 | 17 | 8 | 0 | 58 | 314 | .401 | 83 | 3 | 114 | 0 | .421 | 3 | 9 | 70-74 | 346 | 12 | 4 | .989 |

CAREER HONORS

- » SEC All-Defensive Team (2026)
- » NFCA Second-Team All-Central Region (2025)
- » First-Team All-SEC (2024)
- » First-Team NFCA All-South Region (2023, 2024)
- » SEC Spring Academic Honor Roll (2024)
- » TUCCI/NFCA National Freshman of the Year Top 10 Finalist (2023)
- » D1 Softball Freshman All-American (2023)
- » All-SEC Second Team (2023)
- » SEC Freshman of the Week (April 25, 2023)

SEASON HIGHS

| Category | No. | Opponent (Last) | Date |
|-----------|-----|-----------------|---------|
| Hits | 3 | 2x (BYU) | 2/14/26 |
| Doubles | 1 | 4x (UConn) | 2/21/26 |
| Triples | 1 | UConn | 3/21/26 |
| Home Runs | - | - | - |
| RBI | 3 | Virginia | 2/6/26 |
| Runs | 3 | 2x (UConn) | 3/22/26 |
| Walks | 2 | 6x (Missouri) | 4/25/26 |
| ABs | 4 | 17x (USF) | 5/16/26 |

CAREER HIGHS

| Category | No. | Opponent (Last) | Date |
|--------------|-----|--------------------|---------|
| Hits | 4 | 3x (Ohio) | 2/9/24 |
| Doubles | 1 | 10x (UCA) | 3/18/25 |
| Triples | 1 | 8x (UConn) | 3/21/26 |
| Home Runs | - | - | - |
| RBI | 3 | Virginia | 2/6/26 |
| Runs | 3 | 4x (SEMO) | 2/21/26 |
| Walks | 2 | 10x (SEMO) | 2/20/26 |
| ABs | 5 | 12x (Oklahoma St.) | 5/18/25 |
| Stolen Bases | 3 | 2x (Illinois) | 3/1/25 |

PLAYER PROFILE

- » Only player in program history to register multiple 70+ hit seasons with 72 in 2025, 73 in 2024 and 79 in 2023.
- » 275 career hits ranked 8th nationally among all D1 players entering this week.
- » Recorded two hits in a series-opening win vs. Florida to become the program's all-time career hits leader with 262, breaking the previous program record of held by Hannah McEwen (2018-22)
- » Went a perfect 109-109 on stolen base attempts in high school. As a junior at Falls City High School, she hit .606 with 42 RBIs, two home runs and 39 stolen bases while being named all-state and district defensive MVP.
- » Also participated in track in high school where she was one of the fastest athletes in the state of Texas. As a senior, she earned all-state recognition and was the 2022 Texas 2A State champion in the 300-meter hurdles, setting a new 2A record in 300-meter hurdles with a time of 43.70. She also was a two-time silver medalist in the 300m hurdles prior to her senior year.

GAME-BY-GAME

| Date | Opponent | Pos | AB | R | H | RBI | 2B | 3B | HR | BB | SB | CS | HBP | SAC | SF | GDP | K | PO | A | E | AVG | |
|---------|----------------------|-----|------|-----|----|-----|----|----|----|----|----|----|-----|-----|----|-----|---|----|----|---|------|------|
| Feb 06 | vs Virginia | *of | 4 | 1 | 1 | 3 | 1 | 0 | 0 | 0 | 0 | 0 | 0 | 0 | 0 | 0 | 0 | 2 | 0 | 0 | .250 | |
| Feb 06 | vs Akron | *of | 4 | 1 | 1 | 1 | 0 | 0 | 0 | 1 | 1 | 0 | 0 | 0 | 0 | 0 | 0 | 1 | 0 | 0 | .250 | |
| Feb 07 | vs Virginia | *of | 3 | 0 | 0 | 0 | 0 | 0 | 0 | 0 | 0 | 0 | 0 | 0 | 0 | 0 | 0 | 2 | 3 | 0 | .182 | |
| Feb 07 | at Coastal Carolina | *of | 3 | 1 | 1 | 0 | 0 | 0 | 0 | 0 | 1 | 0 | 0 | 0 | 0 | 0 | 0 | 0 | 0 | 0 | .214 | |
| Feb 08 | vs Akron | *of | 3 | 1 | 1 | 2 | 0 | 0 | 0 | 1 | 1 | 0 | 0 | 0 | 0 | 0 | 0 | 0 | 1 | 0 | .235 | |
| Feb 13 | vs Wichita State | *of | 3 | 0 | 3 | 0 | 0 | 0 | 0 | 1 | 2 | 0 | 0 | 0 | 0 | 0 | 0 | 0 | 0 | 0 | .350 | |
| Feb 13 | vs Clemson | *of | 2 | 1 | 0 | 1 | 0 | 0 | 0 | 1 | 0 | 0 | 0 | 0 | 0 | 0 | 0 | 0 | 0 | 0 | .318 | |
| Feb 14 | vs BYU | *of | 3 | 2 | 3 | 0 | 0 | 0 | 0 | 1 | 1 | 0 | 0 | 0 | 0 | 0 | 0 | 0 | 0 | 0 | .400 | |
| Feb 15 | at Texas State | *of | 2 | 2 | 1 | 0 | 0 | 0 | 0 | 1 | 1 | 0 | 0 | 1 | 0 | 0 | 0 | 0 | 0 | 0 | .407 | |
| Feb 20 | SEMO | *of | 2 | 1 | 1 | 0 | 0 | 0 | 2 | 0 | 0 | 0 | 0 | 0 | 0 | 0 | 0 | 0 | 0 | 0 | .414 | |
| Feb 20 | NORTHWESTERN | *of | 4 | 1 | 1 | 1 | 1 | 0 | 0 | 0 | 0 | 0 | 0 | 0 | 0 | 0 | 2 | 3 | 0 | 0 | .394 | |
| Feb 21 | NORTHWESTERN | *of | 4 | 1 | 1 | 0 | 0 | 0 | 0 | 0 | 0 | 0 | 0 | 0 | 0 | 0 | 0 | 0 | 1 | 0 | .378 | |
| Feb 21 | SEMO | *of | 3 | 3 | 2 | 0 | 0 | 0 | 0 | 1 | 1 | 0 | 0 | 0 | 0 | 0 | 0 | 1 | 1 | 0 | .400 | |
| Feb 22 | NORTHWESTERN | *of | 3 | 1 | 0 | 0 | 0 | 0 | 0 | 0 | 0 | 0 | 0 | 1 | 0 | 0 | 0 | 1 | 3 | 0 | .372 | |
| Feb 26 | OMAHA | *of | 2 | 1 | 1 | 0 | 0 | 0 | 1 | 1 | 0 | 0 | 0 | 0 | 0 | 0 | 0 | 1 | 1 | 0 | .378 | |
| Feb 27 | BOISE STATE | *of | 3 | 1 | 2 | 0 | 0 | 0 | 0 | 0 | 0 | 0 | 0 | 0 | 0 | 0 | 0 | 0 | 0 | 0 | .396 | |
| Feb 27 | CHARLOTTE | *of | 1 | 2 | 0 | 0 | 0 | 0 | 0 | 2 | 0 | 0 | 0 | 0 | 0 | 0 | 0 | 0 | 0 | 0 | .388 | |
| Feb 28 | OMAHA | *of | 2 | 1 | 1 | 0 | 0 | 0 | 0 | 2 | 1 | 0 | 0 | 0 | 0 | 0 | 0 | 0 | 0 | 0 | .392 | |
| Feb 28 | CHARLOTTE | *of | 3 | 2 | 2 | 0 | 1 | 0 | 0 | 0 | 0 | 0 | 0 | 0 | 0 | 0 | 0 | 0 | 2 | 0 | .407 | |
| March 1 | KANSAS | *of | 3 | 2 | 2 | 0 | 0 | 0 | 0 | 0 | 0 | 0 | 0 | 0 | 0 | 0 | 0 | 0 | 4 | 0 | .421 | |
| Mar 06 | GEORGIA | *of | 3 | 0 | 1 | 0 | 0 | 0 | 0 | 1 | 0 | 0 | 0 | 0 | 0 | 0 | 0 | 0 | 3 | 0 | .417 | |
| Mar 07 | GEORGIA | *of | 2 | 1 | 0 | 0 | 0 | 0 | 0 | 2 | 0 | 0 | 0 | 0 | 0 | 0 | 0 | 1 | 5 | 0 | .403 | |
| Mar 08 | GEORGIA | *of | 4 | 1 | 1 | 0 | 0 | 0 | 0 | 0 | 0 | 0 | 0 | 0 | 0 | 0 | 0 | 2 | 2 | 0 | .394 | |
| Mar 09 | at Missouri State | *of | 3 | 2 | 2 | 0 | 0 | 0 | 0 | 0 | 1 | 0 | 0 | 0 | 0 | 0 | 0 | 0 | 0 | 0 | .406 | |
| Mar 13 | at Alabama | *of | 3 | 0 | 0 | 0 | 0 | 0 | 0 | 0 | 0 | 0 | 0 | 0 | 0 | 0 | 3 | 3 | 0 | 0 | .389 | |
| Mar 14 | at Alabama | *of | 4 | 2 | 2 | 0 | 0 | 0 | 0 | 1 | 0 | 0 | 0 | 0 | 0 | 0 | 0 | 1 | 0 | 0 | .395 | |
| Mar 15 | at Alabama | *of | 3 | 0 | 0 | 0 | 0 | 0 | 0 | 0 | 0 | 0 | 0 | 0 | 0 | 0 | 2 | 1 | 0 | 0 | .380 | |
| Mar 17 | UCA | *of | 2 | 1 | 1 | 0 | 0 | 0 | 0 | 0 | 0 | 0 | 0 | 1 | 0 | 0 | 0 | 0 | 1 | 0 | .383 | |
| Mar 20 | UConn | *of | 3 | 2 | 2 | 0 | 0 | 0 | 0 | 0 | 0 | 0 | 0 | 0 | 0 | 0 | 0 | 0 | 3 | 0 | .393 | |
| Mar 21 | UConn | *of | 4 | 2 | 2 | 0 | 1 | 1 | 0 | 0 | 0 | 0 | 0 | 0 | 0 | 0 | 2 | 0 | 0 | 0 | .398 | |
| Mar 22 | UConn | *of | 2 | 3 | 1 | 0 | 0 | 0 | 0 | 2 | 3 | 0 | 0 | 0 | 0 | 0 | 0 | 0 | 3 | 0 | .400 | |
| Mar 24 | at UCA | *of | 3 | 1 | 0 | 0 | 0 | 0 | 0 | 1 | 0 | 0 | 0 | 0 | 0 | 0 | 0 | 1 | 2 | 1 | .387 | |
| Mar 27 | FLORIDA | *of | 4 | 1 | 2 | 1 | 0 | 0 | 0 | 0 | 0 | 0 | 0 | 0 | 0 | 0 | 0 | 0 | 1 | 0 | .392 | |
| Mar 28 | FLORIDA | *of | 4 | 0 | 1 | 0 | 0 | 0 | 0 | 0 | 0 | 0 | 0 | 0 | 0 | 0 | 0 | 1 | 0 | 0 | .386 | |
| Mar 29 | FLORIDA | *of | 3 | 1 | 1 | 0 | 0 | 0 | 0 | 1 | 0 | 0 | 0 | 0 | 0 | 0 | 0 | 0 | 1 | 0 | .385 | |
| Apr 04 | AUBURN | *of | 3 | 0 | 1 | 1 | 0 | 0 | 0 | 0 | 1 | 0 | 0 | 0 | 0 | 0 | 0 | 1 | 0 | 0 | .383 | |
| Apr 05 | AUBURN | *of | 3 | 0 | 0 | 0 | 0 | 0 | 0 | 0 | 0 | 0 | 0 | 0 | 0 | 0 | 0 | 0 | 1 | 0 | .373 | |
| Apr 06 | AUBURN | *of | 4 | 0 | 1 | 0 | 0 | 0 | 0 | 0 | 1 | 0 | 0 | 0 | 0 | 0 | 0 | 2 | 5 | 0 | .368 | |
| Apr 10 | at Mississippi State | *of | 3 | 0 | 0 | 0 | 0 | 0 | 0 | 0 | 0 | 0 | 0 | 0 | 0 | 0 | 0 | 0 | 0 | 0 | .359 | |
| Apr 11 | at Mississippi State | *of | 3 | 1 | 1 | 1 | 0 | 0 | 0 | 0 | 0 | 0 | 0 | 0 | 0 | 0 | 0 | 1 | 2 | 0 | .358 | |
| Apr 12 | at Mississippi State | *of | 4 | 2 | 1 | 0 | 0 | 0 | 0 | 1 | 1 | 0 | 0 | 0 | 0 | 0 | 0 | 1 | 1 | 0 | .355 | |
| Apr 17 | at Oklahoma | *of | 2 | 1 | 0 | 0 | 0 | 0 | 0 | 1 | 0 | 0 | 0 | 1 | 0 | 0 | 0 | 0 | 4 | 0 | .349 | |
| Apr 18 | at Oklahoma | *of | 4 | 0 | 1 | 0 | 0 | 0 | 0 | 0 | 0 | 0 | 0 | 0 | 0 | 0 | 0 | 0 | 2 | 0 | .346 | |
| Apr 19 | at Oklahoma | *of | 3 | 0 | 1 | 0 | 0 | 0 | 0 | 0 | 1 | 0 | 0 | 0 | 0 | 0 | 0 | 1 | 0 | 0 | .346 | |
| Apr 22 | at Tulsa | *of | 4 | 1 | 0 | 0 | 0 | 0 | 0 | 0 | 1 | 0 | 0 | 0 | 0 | 0 | 0 | 0 | 0 | 0 | .336 | |
| Apr 24 | MISSOURI | *of | 3 | 1 | 0 | 1 | 0 | 0 | 0 | 1 | 0 | 0 | 0 | 0 | 0 | 0 | 0 | 0 | 1 | 0 | .329 | |
| Apr 25 | MISSOURI | *of | 2 | 2 | 2 | 2 | 0 | 0 | 0 | 2 | 0 | 0 | 0 | 0 | 0 | 0 | 0 | 0 | 3 | 0 | .338 | |
| Apr 26 | MISSOURI | *of | 3 | 0 | 0 | 0 | 0 | 0 | 0 | 0 | 0 | 0 | 0 | 1 | 0 | 0 | 0 | 0 | 1 | 0 | .331 | |
| Apr 30 | at Texas | *of | 4 | 1 | 1 | 0 | 0 | 0 | 0 | 0 | 0 | 0 | 0 | 0 | 0 | 0 | 0 | 0 | 2 | 0 | .329 | |
| May 01 | at Texas | *of | 4 | 1 | 1 | 1 | 0 | 0 | 0 | 0 | 0 | 0 | 0 | 0 | 0 | 0 | 0 | 2 | 4 | 0 | .327 | |
| May 02 | at Texas | *of | 3 | 0 | 1 | 0 | 0 | 0 | 0 | 0 | 0 | 0 | 0 | 0 | 0 | 0 | 0 | 0 | 1 | 0 | .327 | |
| May 06 | vs Mississippi State | *of | 3 | 0 | 0 | 0 | 0 | 0 | 0 | 0 | 0 | 0 | 0 | 0 | 0 | 0 | 0 | 0 | 3 | 0 | .321 | |
| May 07 | vs Alabama | *of | 3 | 0 | 0 | 0 | 0 | 0 | 0 | 0 | 0 | 0 | 0 | 0 | 0 | 0 | 0 | 2 | 0 | 0 | .315 | |
| May 15 | FORDHAM | *of | 4 | 1 | 2 | 1 | 0 | 0 | 0 | 0 | 1 | 0 | 0 | 0 | 0 | 0 | 0 | 0 | 1 | 0 | .319 | |
| May 16 | USF | *of | 4 | 1 | 2 | 0 | 0 | 0 | 0 | 0 | 0 | 0 | 0 | 0 | 0 | 0 | 0 | 0 | 2 | 0 | .324 | |
| May 17 | USF | *of | 3 | 1 | 1 | 0 | 0 | 0 | 0 | 1 | 1 | 0 | 0 | 0 | 0 | 0 | 0 | 0 | 3 | 0 | .324 | |
| May 22 | DUKE | *of | 4 | 1 | 1 | 0 | 0 | 0 | 0 | 0 | 0 | 0 | 0 | 0 | 0 | 0 | 0 | 0 | 1 | 0 | .322 | |
| Totals | | | 57qs | 177 | 56 | 57 | 16 | 4 | 1 | 0 | 28 | 20 | 0 | 0 | 5 | 0 | 0 | 30 | 84 | 1 | 0 | .322 |



CAM HARRISON

RHP/UTL • R/R • 5-7 • Sophomore
Katy, Texas • Katy HS

25

CAREER STATS

| Year | Avg. | GP-GS | AB | R | H | 2B | 3B | HR | RBI | TB | SLG% | BB | HBP | SO | GDP | OBP | SF | SH | SB-ATT | PO | A | E | FLD% |
|--------------|-------------|--------------|-----------|----------|-----------|----------|----------|----------|-----------|-----------|-------------|-----------|----------|----------|----------|-------------|----------|----------|------------|----------|----------|----------|--------------|
| 2025 | .500 | 25-6 | 9 | 0 | 5 | 3 | 0 | 0 | 4 | 8 | .800 | 4 | 0 | 1 | 0 | .643 | 0 | 0 | 0-0 | 1 | 6 | 0 | 1.000 |
| 2026 | .304 | 25-13 | 23 | 3 | 7 | 1 | 0 | 0 | 8 | 8 | .348 | 9 | 0 | 5 | 0 | .485 | 1 | 0 | 0-0 | 0 | 2 | 0 | 1.000 |
| TOTAL | .353 | 39-17 | 34 | 3 | 12 | 4 | 0 | 0 | 12 | 16 | .471 | 13 | 0 | 6 | 0 | .521 | 1 | 0 | 0-0 | 1 | 9 | 0 | 1.000 |

| Year | ERA | W-L | APP | GS | CG | SHO | SV | IP | H | R | ER | BB | SO | 2B | 3B | HR | BF | B.AVG | WP | HBP | BK | SF | SH |
|--------------|-------------|------------|-----------|-----------|----------|------------|----------|-------------|-----------|-----------|-----------|-----------|-----------|----------|----------|----------|------------|-------------|-----------|----------|----------|----------|----------|
| 2025 | 3.35 | 4-2 | 19 | 6 | 0 | 0/1 | 3 | 48.0 | 38 | 24 | 23 | 33 | 46 | 4 | 2 | 6 | 213 | .225 | 7 | 2 | 0 | 4 | 5 |
| 2026 | 3.80 | 3-0 | 10 | 5 | 1 | 0/1 | 1 | 27.2 | 19 | 15 | 15 | 12 | 29 | 2 | 0 | 3 | 116 | .190 | 4 | 4 | 0 | 0 | 0 |
| TOTAL | 3.52 | 7-2 | 29 | 11 | 1 | 0/2 | 4 | 75.2 | 57 | 39 | 38 | 45 | 75 | 6 | 2 | 9 | 329 | .212 | 11 | 6 | 0 | 4 | 5 |

SEASON HIGHS (PITCHING)

| Category | No. | Opponent (Last) | Date |
|----------------|-----|-----------------|---------|
| Innings | 6.0 | Virginia | 2/7/26 |
| Longest Start | 4.0 | Wichita State | 2/13/26 |
| Shortest Start | 2.0 | Northwestern | 2/22/26 |
| Longest Relief | 6.0 | Virginia | 2/7/26 |
| Hits | 4 | Northwestern | 2/22/26 |
| Runs | 4 | Northwestern | 2/22/26 |
| Earned Runs | 4 | Northwestern | 2/22/26 |
| Walks | 3 | Northwestern | 2/22/26 |
| Strikeouts | 7 | Wichita State | 2/13/26 |

CAREER HIGHS (PITCHING)

| Category | No. | Opponent (Last) | Date |
|----------------|-----|---------------------|---------|
| Innings | 6.1 | Florida | 4/6/25 |
| Longest Start | 5.0 | San Diego | 2/8/25 |
| Shortest Start | 0.2 | Tennessee | 3/24/25 |
| Longest Relief | 4.0 | Ole Miss | 5/23/25 |
| Hits | 6 | Florida | 4/6/25 |
| Runs | 3 | 4x (South Carolina) | 4/12/25 |
| Earned Runs | 3 | 4x (South Carolina) | 4/12/25 |
| Walks | 5 | Southern Miss | 2/16/25 |
| Strikeouts | 8 | 2x (Southern Miss) | 2/16/25 |

SEASON HIGHS (HITTING)

| Category | No. | Opponent (Last) | Date |
|-----------|-----|-----------------|---------|
| Hits | 1 | 6x (Oklahoma) | 4/17/26 |
| Doubles | 1 | Oklahoma | 4/17/26 |
| Triples | - | - | - |
| Home Runs | - | - | - |
| RBI | 1 | 8x (Oklahoma) | 4/17/26 |
| Runs | 1 | 2x (Akron) | 2/6/26 |
| Walks | 3 | Akron | 2/6/26 |
| ABs | 2 | 3x (NW) | 2/20/26 |

CAREER HIGHS (HITTING)

| Category | No. | Opponent (Last) | Date |
|-----------|-----|-----------------|---------|
| Hits | 1 | 12x (Oklahoma) | 4/17/26 |
| Doubles | 1 | 3x (Oklahoma) | 4/17/26 |
| Triples | - | - | - |
| Home Runs | - | - | - |
| RBI | 2 | ULM | 2/14/25 |
| Runs | 1 | 2x (Akron) | 2/6/26 |
| Walks | 3 | Akron | 2/6/26 |
| ABs | 2 | 3x (NW) | 2/20/26 |

CAREER HONORS

- » D1 Softball D100 Freshman (2025)
- » Softball America Freshman Watch List (2025)
- » Texas Gatorade Player of the Year (2024)
- » United States 18-U team member (2024)
- » No. 6 Overall Player in Extra Innings Softball Player Rankings (2024)
- » All-Greater Houston Pitcher of the Year (2024)
- » Max Preps All-American (2024)
- » District MVP (2022, 2023)
- » Majoring in Business

GAME-BY-GAME

| Date | Opponent | Pos | AB | R | H | RBI | 2B | 3B | HR | BB | SB | CS | HBP | SAC | SF | GDP | K | PO | A | E | AVG | |
|---------------|---------------------|-------|-------------|-----------|----------|----------|----------|----------|----------|----------|----------|----------|----------|----------|----------|----------|----------|----------|----------|----------|----------|-------------|
| Feb 06 | vs Virginia | *dh | 1 | 1 | 1 | 1 | 0 | 0 | 0 | 1 | 0 | 0 | 0 | 0 | 0 | 0 | 0 | 0 | 0 | 0 | 0 | 1.000 |
| Feb 06 | vs Akron | *dh/p | 1 | 1 | 0 | 1 | 0 | 0 | 0 | 3 | 0 | 0 | 0 | 0 | 0 | 0 | 0 | 0 | 0 | 0 | 0 | .500 |
| Feb 07 | vs Virginia | p/ph | 1 | 0 | 0 | 0 | 0 | 0 | 0 | 0 | 0 | 0 | 0 | 0 | 0 | 0 | 0 | 0 | 0 | 1 | 0 | .333 |
| Feb 07 | at Coastal Carolina | *dh | 2 | 0 | 1 | 1 | 0 | 0 | 0 | 0 | 0 | 0 | 0 | 0 | 0 | 0 | 0 | 0 | 1 | 0 | 0 | .400 |
| Feb 08 | vs Akron | ph | 1 | 0 | 0 | 0 | 0 | 0 | 0 | 0 | 0 | 0 | 0 | 0 | 0 | 0 | 0 | 0 | 0 | 0 | 0 | .333 |
| Feb 13 | vs Wichita State | *p/dh | 1 | 0 | 1 | 1 | 0 | 0 | 0 | 0 | 0 | 0 | 0 | 0 | 0 | 0 | 0 | 0 | 0 | 0 | 0 | .429 |
| Feb 13 | vs Clemson | ph | 1 | 0 | 0 | 0 | 0 | 0 | 0 | 0 | 0 | 0 | 0 | 0 | 0 | 0 | 0 | 0 | 0 | 0 | 0 | .375 |
| Feb 14 | vs BYU | *dh | 2 | 0 | 0 | 0 | 0 | 0 | 0 | 1 | 0 | 0 | 0 | 0 | 0 | 0 | 0 | 0 | 0 | 0 | 0 | .300 |
| Feb 15 | at Texas State | ph | 1 | 0 | 1 | 1 | 0 | 0 | 0 | 0 | 0 | 0 | 0 | 0 | 0 | 0 | 0 | 0 | 0 | 0 | 0 | .364 |
| Feb 20 | NORTHWESTERN | *dh | 2 | 0 | 0 | 0 | 0 | 0 | 0 | 0 | 0 | 0 | 0 | 0 | 0 | 0 | 0 | 0 | 1 | 0 | 0 | .308 |
| Feb 21 | SEMO | ph | 0 | 0 | 0 | 1 | 0 | 0 | 0 | 0 | 0 | 0 | 0 | 0 | 1 | 0 | 0 | 0 | 0 | 0 | 0 | .308 |
| Feb 27 | CHARLOTTE | ph | 0 | 0 | 0 | 0 | 0 | 0 | 0 | 1 | 0 | 0 | 0 | 0 | 0 | 0 | 0 | 0 | 0 | 0 | 0 | .308 |
| Feb 28 | CHARLOTTE | *p | 1 | 0 | 1 | 1 | 0 | 0 | 0 | 0 | 0 | 0 | 0 | 0 | 0 | 0 | 0 | 0 | 0 | 0 | 0 | .357 |
| Mar 09 | at Missouri State | ph | 1 | 0 | 0 | 0 | 0 | 0 | 0 | 0 | 0 | 0 | 0 | 0 | 0 | 0 | 0 | 0 | 0 | 0 | 0 | .333 |
| Mar 20 | UCONN | p/ph | 0 | 0 | 0 | 0 | 0 | 0 | 0 | 1 | 0 | 0 | 0 | 0 | 0 | 0 | 0 | 0 | 0 | 0 | 0 | .333 |
| Apr 17 | at Oklahoma | ph | 1 | 0 | 1 | 1 | 1 | 0 | 0 | 0 | 0 | 0 | 0 | 0 | 0 | 0 | 0 | 0 | 0 | 0 | 0 | .375 |
| Apr 18 | at Oklahoma | ph/d | 2 | 0 | 0 | 0 | 0 | 0 | 0 | 1 | 0 | 0 | 0 | 0 | 0 | 0 | 0 | 0 | 0 | 0 | 0 | .333 |
| Apr 19 | at Oklahoma | *dh | 2 | 0 | 0 | 0 | 0 | 0 | 0 | 0 | 0 | 0 | 0 | 0 | 0 | 0 | 0 | 0 | 2 | 0 | 0 | .300 |
| Apr 22 | at Tulsa | *dh | 1 | 1 | 0 | 0 | 0 | 0 | 0 | 1 | 0 | 0 | 0 | 0 | 0 | 0 | 0 | 0 | 0 | 0 | 0 | .286 |
| Totals | | | 10gs | 21 | 3 | 6 | 8 | 1 | 0 | 9 | 0 | 0 | 0 | 0 | 1 | 0 | 4 | 0 | 4 | 2 | 0 | .286 |

| Date | Opponent | GS | IP | H | R | ER | BB | SO | 2B | 3B | HR | WP | BK | HBP | IBB | Score | W-L | Sv | ERA | NP |
|---------------|------------------|----|----------|-------------|-----------|-----------|-----------|-----------|-----------|----------|----------|----------|----------|----------|----------|--------------|------------|----------|-------------|----------|
| Feb 06 | vs Akron | | 2.0 | 1 | 0 | 0 | 0 | 3 | 0 | 0 | 0 | 0 | 0 | 1 | 0 | 9-1 | 0-0 | 1 | 0.00 | 27 |
| Feb 07 | vs Virginia | | 6.0 | 3 | 1 | 2 | 5 | 0 | 0 | 0 | 0 | 0 | 0 | 0 | 0 | 2-4 | 0-0 | 1 | 0.88 | 84 |
| Feb 13 | vs Wichita State | * | 4.0 | 1 | 1 | 2 | 7 | 0 | 0 | 1 | 0 | 0 | 1 | 0 | 10-2 | 1-0 | 1 | 1.17 | 70 | |
| Feb 22 | NORTHWESTERN | * | 2.0 | 4 | 4 | 3 | 2 | 2 | 0 | 0 | 0 | 0 | 0 | 0 | 9-8 | 1-0 | 1 | 3.00 | 59 | |
| Feb 27 | BOISE STATE | * | 5.0 | 1 | 1 | 1 | 7 | 0 | 0 | 1 | 1 | 0 | 0 | 0 | 10-1 | 2-0 | 1 | 2.58 | 75 | |
| March 1 | KANSAS | | 0.1 | 0 | 0 | 0 | 1 | 0 | 0 | 0 | 0 | 0 | 0 | 0 | 11-3 | 3-0 | 1 | 2.10 | 7 | |
| Mar 07 | GEORGIA | * | 2.1 | 5 | 4 | 0 | 0 | 0 | 0 | 1 | 0 | 0 | 1 | 0 | 7-6 | 3-0 | 1 | 3.00 | 53 | |
| Mar 14 | at Alabama | | 0.0 | 0 | 2 | 2 | 1 | 0 | 0 | 0 | 2 | 0 | 1 | 0 | 14-9 | 3-0 | 1 | 3.55 | 10 | |
| Mar 20 | UCONN | | 2.0 | 3 | 2 | 3 | 3 | 0 | 0 | 0 | 1 | 0 | 0 | 0 | 12-4 | 3-0 | 1 | 3.80 | 51 | |
| Totals | | | 5 | 27.2 | 19 | 15 | 15 | 12 | 29 | 2 | 0 | 3 | 4 | 0 | 4 | 93-38 | 3-0 | 1 | 3.80 | - |



ATALYIA RIJO

INF • L/R • 5-7 • Senior

Horsehead, N.Y. • Corning-Painted Post HS

26

CAREER STATS

| Year | Avg. | GP-GS | AB | R | H | 2B | 3B | HR | RBI | TB | SLG% | BB | HBP | SO | GDP | OBP | SF | SH | SB-ATT | PO | A | E | FLD% |
|--------------|-------------|----------------|------------|-----------|------------|-----------|----------|-----------|------------|------------|-------------|-----------|-----------|-----------|----------|-------------|----------|-----------|------------|------------|------------|-----------|-------------|
| 2023 | .203 | 56-55 | 133 | 24 | 27 | 6 | 0 | 5 | 24 | 48 | .361 | 9 | 7 | 33 | 2 | .285 | 2 | 3 | 0-0 | 63 | 115 | 11 | .942 |
| 2024 | .214 | 9-6 | 14 | 2 | 3 | 2 | 0 | 0 | 1 | 5 | .357 | 1 | 1 | 3 | 0 | .313 | 0 | 1 | 0-0 | 8 | 10 | 0 | 1.000 |
| 2025 | .318 | 57-56 | 157 | 28 | 50 | 10 | 2 | 6 | 38 | 82 | .522 | 13 | 7 | 19 | 1 | .389 | 3 | 5 | 1-1 | 70 | 73 | 5 | .966 |
| 2026 | .338 | 57-57 | 136 | 35 | 46 | 12 | 0 | 7 | 40 | 79 | .581 | 28 | 6 | 20 | 2 | .465 | 2 | 1 | 1-1 | 60 | 105 | 10 | .943 |
| TOTAL | .286 | 179-174 | 440 | 89 | 126 | 30 | 2 | 18 | 103 | 214 | .486 | 51 | 21 | 75 | 5 | .382 | 7 | 10 | 2-2 | 201 | 303 | 26 | .951 |

SEASON HIGHS

| Category | No. | Opponent (Last) | Date |
|-----------|-----|-----------------|---------|
| Hits | 3 | 2x (at UCA) | 3/24/26 |
| Doubles | 2 | at UCA | 3/24/26 |
| Triples | - | - | - |
| Home Runs | 1 | 7x (Auburn) | 4/6/26 |
| RBI | 4 | Wichita State | 2/13/26 |
| Runs | 3 | Akron | 2/8/26 |
| Walks | 2 | 4x (Missouri) | 4/26/26 |
| ABs | 4 | 3x (Tulsa) | 4/22/26 |

CAREER HIGHS

| Category | No. | Opponent (Last) | Date |
|-----------|-----|---------------------|---------|
| Hits | 4 | 2x (Oklahoma State) | 5/18/25 |
| Doubles | 2 | Southern Miss | 2/16/25 |
| Triples | 1 | 2x (South Carolina) | 4/12/25 |
| Home Runs | 1 | 18x (Auburn) | 4/6/26 |
| RBI | 4 | 4x (Wichita State) | 2/13/26 |
| Runs | 3 | 3x (Akron) | 2/8/26 |
| Walks | 2 | 10x (Missouri) | 4/26/26 |
| ABs | 4 | 14x (Tulsa) | 4/22/26 |

PLAYER PROFILE

- » Was granted a medical redshirt after missing most of the 2024 season due to a shoulder injury. Will have two years of eligibility remaining entering the 2026 season.
- » Played for the Dominican Republic National Team in the XX Juegos Bolivarianos Ayacucho - Lima 2025 on Nov. 23-27 where she batted .368 with seven hits, four home runs, nine RBI and 19 total bases while posting a 1.435 OPS.
- » Batted .900 (9-10) with a solo HR, three RBI and a walk during the Fayetteville Regional. Set the Arkansas program record for hits in an NCAA Tournament game with four in a pair of wins over Oklahoma State (May 17, 2025)
- » Second player in program history from New York joining Maddie Reese (2012) as the only other Hog from the Empire State.
- » Father Fernando Rijo signed with the LA Dodgers in 1995 at the age of 15 and pitched 11 seasons in professional baseball making it as high as AAA. Her cousin is 1990 World Series MVP Jose Rijo. Her mother Audrey was a three-sport athlete who played DI softball at Albany and UNC-Wilmington.
- » Prepped at Corning-Painted Post High School where she won a state championship and 2019. Also played varsity softball starting in eighth grade.

CAREER HONORS

- » Third-Team NFCA All-Region (2026)
- » NFCA Second-Team All-Region (2025)
- » SEC Career Tour Participant (2024)
- » SEC Spring Academic Honor Roll (2024)
- » SEC Freshman of the Week (Feb. 13, 2023)

GAME-BY-GAME

| Date | Opponent | Pos | AB | R | H | RBI | 2B | 3B | HR | BB | SB | CS | HBP | SAC | SF | GDP | K | PO | A | E | AVG | |
|---------------|----------------------|-----|-------------|------------|-----------|-----------|-----------|-----------|----------|----------|-----------|----------|----------|----------|----------|----------|----------|-----------|-----------|------------|-----------|-------------|
| Feb 06 | vs Virginia | *SS | 2 | 1 | 0 | 0 | 0 | 0 | 0 | 0 | 0 | 0 | 0 | 0 | 0 | 0 | 0 | 0 | 1 | 0 | 0 | .000 |
| Feb 06 | vs Akron | *SS | 4 | 2 | 3 | 1 | 1 | 0 | 0 | 0 | 0 | 0 | 0 | 0 | 0 | 0 | 0 | 2 | 1 | 1 | .500 | |
| Feb 07 | vs Virginia | *SS | 3 | 0 | 0 | 0 | 0 | 0 | 0 | 0 | 0 | 0 | 0 | 0 | 0 | 0 | 0 | 2 | 0 | 1 | .333 | |
| Feb 07 | at Coastal Carolina | *SS | 2 | 0 | 0 | 0 | 0 | 0 | 0 | 0 | 0 | 0 | 0 | 0 | 0 | 0 | 0 | 1 | 0 | 0 | .273 | |
| Feb 08 | vs Akron | *SS | 2 | 3 | 2 | 3 | 0 | 0 | 1 | 0 | 0 | 0 | 1 | 0 | 0 | 0 | 0 | 0 | 0 | 1 | .385 | |
| Feb 13 | vs Wichita State | *SS | 3 | 2 | 2 | 4 | 1 | 0 | 1 | 0 | 0 | 0 | 0 | 0 | 0 | 0 | 0 | 0 | 1 | 2 | .438 | |
| Feb 13 | vs Clemson | *SS | 0 | 1 | 0 | 1 | 0 | 0 | 0 | 2 | 0 | 0 | 0 | 0 | 0 | 0 | 0 | 0 | 1 | 0 | .438 | |
| Feb 14 | vs BYU | *SS | 3 | 1 | 1 | 1 | 0 | 0 | 0 | 0 | 0 | 0 | 0 | 0 | 0 | 0 | 0 | 0 | 0 | 1 | .421 | |
| Feb 15 | at Texas State | *SS | 2 | 0 | 1 | 0 | 1 | 0 | 0 | 0 | 0 | 0 | 0 | 0 | 0 | 0 | 0 | 0 | 1 | 2 | .429 | |
| Feb 20 | SEMO | *SS | 2 | 0 | 1 | 2 | 0 | 0 | 0 | 1 | 1 | 0 | 0 | 0 | 0 | 0 | 0 | 1 | 0 | 0 | .435 | |
| Feb 20 | NORTHWESTERN | *SS | 2 | 0 | 0 | 0 | 0 | 0 | 0 | 1 | 0 | 0 | 0 | 0 | 0 | 0 | 0 | 0 | 1 | 1 | .400 | |
| Feb 21 | NORTHWESTERN | *SS | 2 | 0 | 0 | 0 | 0 | 0 | 0 | 0 | 0 | 0 | 0 | 0 | 0 | 0 | 0 | 0 | 2 | 1 | .370 | |
| Feb 21 | SEMO | *SS | 2 | 0 | 0 | 0 | 0 | 0 | 0 | 0 | 0 | 0 | 0 | 0 | 0 | 0 | 0 | 0 | 1 | 2 | .345 | |
| Feb 22 | NORTHWESTERN | *SS | 3 | 2 | 2 | 3 | 0 | 0 | 1 | 0 | 0 | 0 | 0 | 0 | 0 | 0 | 0 | 0 | 0 | 1 | .375 | |
| Feb 26 | OMAHA | *SS | 3 | 0 | 2 | 3 | 0 | 0 | 0 | 0 | 0 | 0 | 0 | 0 | 0 | 0 | 0 | 1 | 0 | 0 | .400 | |
| Feb 27 | BOISE STATE | *SS | 3 | 1 | 1 | 1 | 0 | 0 | 0 | 0 | 0 | 0 | 0 | 0 | 0 | 0 | 0 | 0 | 0 | 3 | .395 | |
| Feb 27 | CHARLOTTE | *SS | 2 | 0 | 0 | 1 | 0 | 0 | 0 | 0 | 0 | 0 | 0 | 0 | 0 | 0 | 0 | 0 | 2 | 2 | .375 | |
| Feb 28 | OMAHA | *SS | 1 | 0 | 0 | 0 | 0 | 0 | 0 | 2 | 0 | 0 | 0 | 0 | 0 | 0 | 0 | 0 | 0 | 4 | .366 | |
| Feb 28 | CHARLOTTE | *SS | 2 | 1 | 0 | 0 | 0 | 0 | 0 | 0 | 0 | 0 | 0 | 0 | 0 | 0 | 0 | 0 | 2 | 0 | .349 | |
| March 1 | KANSAS | *SS | 2 | 0 | 1 | 1 | 1 | 0 | 0 | 1 | 0 | 0 | 0 | 0 | 0 | 0 | 0 | 0 | 0 | 0 | .356 | |
| Mar 06 | GEORGIA | *SS | 2 | 0 | 0 | 0 | 0 | 0 | 0 | 0 | 0 | 0 | 1 | 0 | 0 | 0 | 0 | 1 | 1 | 6 | .340 | |
| Mar 07 | GEORGIA | *SS | 3 | 1 | 1 | 1 | 0 | 0 | 0 | 1 | 0 | 0 | 0 | 0 | 0 | 0 | 0 | 0 | 2 | 2 | .340 | |
| Mar 08 | GEORGIA | *SS | 3 | 1 | 2 | 0 | 0 | 0 | 0 | 0 | 0 | 0 | 0 | 0 | 0 | 0 | 0 | 0 | 2 | 3 | .358 | |
| Mar 09 | at Missouri State | *SS | 1 | 2 | 0 | 0 | 0 | 0 | 0 | 1 | 0 | 0 | 0 | 0 | 0 | 0 | 0 | 0 | 1 | 4 | .352 | |
| Mar 13 | at Alabama | *SS | 2 | 0 | 0 | 1 | 0 | 0 | 0 | 0 | 0 | 0 | 0 | 0 | 0 | 1 | 0 | 2 | 0 | 0 | .339 | |
| Mar 14 | at Alabama | *SS | 3 | 1 | 1 | 1 | 0 | 0 | 1 | 1 | 0 | 0 | 1 | 0 | 0 | 0 | 0 | 1 | 1 | 4 | .339 | |
| Mar 15 | at Alabama | *SS | 3 | 0 | 0 | 0 | 0 | 0 | 0 | 0 | 0 | 0 | 0 | 0 | 0 | 0 | 0 | 2 | 3 | 0 | .323 | |
| Mar 17 | UCA | *SS | 2 | 1 | 1 | 1 | 0 | 0 | 0 | 0 | 0 | 0 | 1 | 0 | 0 | 0 | 0 | 1 | 0 | 1 | .328 | |
| Mar 20 | UCONN | *SS | 2 | 0 | 2 | 2 | 1 | 0 | 0 | 1 | 0 | 0 | 0 | 0 | 0 | 0 | 0 | 0 | 3 | 3 | .348 | |
| Mar 21 | UCONN | *SS | 2 | 0 | 1 | 2 | 1 | 0 | 0 | 1 | 0 | 0 | 1 | 0 | 0 | 0 | 0 | 0 | 2 | 4 | .353 | |
| Mar 22 | UCONN | *SS | 2 | 1 | 0 | 0 | 0 | 0 | 0 | 2 | 0 | 0 | 0 | 0 | 0 | 0 | 0 | 1 | 1 | 2 | .343 | |
| Mar 24 | at UCA | *SS | 4 | 1 | 3 | 3 | 2 | 0 | 0 | 0 | 0 | 0 | 0 | 0 | 0 | 0 | 0 | 0 | 1 | 1 | .365 | |
| Mar 27 | FLORIDA | *SS | 2 | 1 | 2 | 0 | 1 | 0 | 0 | 1 | 0 | 0 | 0 | 0 | 0 | 0 | 0 | 0 | 2 | 3 | .382 | |
| Mar 28 | FLORIDA | *SS | 2 | 2 | 1 | 1 | 0 | 0 | 1 | 1 | 0 | 0 | 0 | 0 | 0 | 0 | 0 | 0 | 2 | 4 | .385 | |
| Mar 29 | FLORIDA | *SS | 2 | 0 | 1 | 0 | 0 | 0 | 0 | 1 | 0 | 0 | 0 | 0 | 0 | 0 | 0 | 0 | 3 | 2 | .387 | |
| Apr 04 | AUBURN | *SS | 2 | 1 | 0 | 0 | 0 | 0 | 0 | 1 | 0 | 0 | 0 | 0 | 0 | 0 | 0 | 2 | 0 | 2 | .378 | |
| Apr 05 | AUBURN | *SS | 3 | 1 | 1 | 1 | 0 | 0 | 1 | 0 | 0 | 0 | 0 | 0 | 0 | 0 | 0 | 0 | 1 | 4 | .376 | |
| Apr 06 | AUBURN | *SS | 3 | 2 | 2 | 1 | 0 | 0 | 1 | 0 | 0 | 0 | 0 | 0 | 0 | 0 | 0 | 0 | 0 | 2 | .386 | |
| Apr 10 | at Mississippi State | *SS | 2 | 0 | 0 | 0 | 0 | 0 | 0 | 1 | 0 | 0 | 0 | 0 | 0 | 0 | 0 | 0 | 0 | 3 | .378 | |
| Apr 11 | at Mississippi State | *SS | 3 | 0 | 0 | 0 | 0 | 0 | 0 | 0 | 0 | 0 | 0 | 0 | 0 | 0 | 0 | 0 | 1 | 2 | .366 | |
| Apr 12 | at Mississippi State | *SS | 3 | 0 | 0 | 0 | 0 | 0 | 0 | 1 | 0 | 0 | 1 | 0 | 0 | 0 | 0 | 2 | 2 | 1 | .354 | |
| Apr 17 | at Oklahoma | *SS | 3 | 1 | 1 | 0 | 0 | 0 | 0 | 0 | 0 | 0 | 0 | 0 | 0 | 0 | 0 | 0 | 1 | 0 | .354 | |
| Apr 18 | at Oklahoma | *SS | 3 | 0 | 0 | 0 | 0 | 0 | 0 | 0 | 0 | 0 | 0 | 0 | 0 | 0 | 0 | 0 | 2 | 1 | .343 | |
| Apr 19 | at Oklahoma | *SS | 1 | 0 | 0 | 0 | 0 | 0 | 0 | 1 | 0 | 0 | 0 | 0 | 0 | 0 | 0 | 1 | 1 | 0 | .340 | |
| Apr 22 | at Tulsa | *SS | 4 | 0 | 2 | 1 | 1 | 0 | 0 | 0 | 0 | 0 | 0 | 0 | 0 | 0 | 0 | 0 | 1 | 1 | .346 | |
| Apr 24 | MISSOURI | *SS | 2 | 0 | 1 | 1 | 0 | 0 | 0 | 0 | 0 | 0 | 0 | 0 | 0 | 1 | 0 | 0 | 2 | 2 | .349 | |
| Apr 25 | MISSOURI | *SS | 3 | 0 | 0 | 1 | 0 | 0 | 0 | 1 | 0 | 0 | 0 | 0 | 0 | 0 | 0 | 0 | 2 | 1 | .339 | |
| Apr 26 | MISSOURI | *SS | 1 | 0 | 0 | 0 | 0 | 0 | 0 | 2 | 0 | 0 | 0 | 0 | 0 | 0 | 0 | 0 | 5 | 0 | .336 | |
| Apr 30 | at Texas | *SS | 1 | 0 | 0 | 0 | 0 | 0 | 0 | 1 | 0 | 0 | 0 | 1 | 0 | 0 | 0 | 0 | 3 | 0 | .333 | |
| May 01 | at Texas | *SS | 3 | 1 | 1 | 0 | 0 | 0 | 0 | 0 | 0 | 0 | 0 | 0 | 0 | 0 | 0 | 0 | 0 | 2 | .333 | |
| May 02 | at Texas | *SS | 3 | 0 | 1 | 0 | 0 | 0 | 0 | 0 | 0 | 0 | 0 | 0 | 0 | 0 | 0 | 0 | 1 | 1 | .333 | |
| May 06 | vs Mississippi State | *SS | 3 | 1 | 1 | 0 | 1 | 0 | 0 | 0 | 0 | 0 | 0 | 0 | 0 | 0 | 0 | 0 | 2 | 2 | .333 | |
| May 07 | vs Alabama | *SS | 3 | 0 | 0 | 0 | 0 | 0 | 0 | 0 | 0 | 0 | 0 | 0 | 0 | 0 | 0 | 1 | 1 | 1 | .325 | |
| May 15 | FORDHAM | *SS | 3 | 1 | 2 | 0 | 0 | 0 | 0 | 0 | 0 | 0 | 0 | 0 | 0 | 0 | 0 | 0 | 0 | 1 | .333 | |
| May 16 | USF | *SS | 2 | 1 | 1 | 1 | 0 | 0 | 0 | 1 | 0 | 0 | 0 | 0 | 0 | 0 | 0 | 0 | 2 | 1 | .336 | |
| May 17 | USF | *SS | 2 | 1 | 1 | 1 | 1 | 0 | 0 | 1 | 0 | 0 | 0 | 0 | 0 | 0 | 0 | 0 | 0 | 1 | .338 | |
| May 22 | DUKE | *SS | 3 | 0 | 1 | 0 | 0 | 0 | 0 | 0 | 0 | 0 | 0 | 0 | 0 | 0 | 0 | 0 | 0 | 0 | .338 | |
| Totals | | | 57qs | 136 | 35 | 46 | 40 | 12 | 0 | 7 | 28 | 1 | 0 | 6 | 1 | 2 | 2 | 20 | 60 | 105 | 10 | .338 |



KHAMARI HALL

OF • L/L • 5-3 • Freshman
League City, Texas • Clear Creek HS

30

CAREER STATS

| Year | Avg. | GP-GS | AB | R | H | 2B | 3B | HR | RBI | TB | SLG% | BB | HBP | SO | GDP | OBP | SF | SH | SB-ATT | PO | A | E | FLD% |
|--------------|-------------|------------|----------|----------|----------|----------|----------|----------|----------|----------|-------------|----------|----------|----------|----------|-------------|----------|----------|------------|----------|----------|----------|-------------|
| 2026 | .000 | 0-0 | - | - | - | - | - | - | - | - | .000 | - | - | - | - | .000 | - | - | 0-0 | - | - | - | .000 |
| TOTAL | .000 | 0-0 | - | - | - | - | - | - | - | - | .000 | - | - | - | - | .000 | - | - | 0-0 | - | - | - | .000 |

SEASON HIGHS

| Category | No. | Opponent (Last) | Date |
|-----------|-----|-----------------|------|
| Hits | - | - | - |
| Doubles | - | - | - |
| Triples | - | - | - |
| Home Runs | - | - | - |
| RBI | - | - | - |
| Runs | - | - | - |
| Walks | - | - | - |
| ABs | - | - | - |

CAREER HIGHS

| Category | No. | Opponent (Last) | Date |
|-----------|-----|-----------------|------|
| Hits | - | - | - |
| Doubles | - | - | - |
| Triples | - | - | - |
| Home Runs | - | - | - |
| RBI | - | - | - |
| Runs | - | - | - |
| Walks | - | - | - |

PLAYER PROFILE

- » Rated as the No. 14 prospect in her class according to Perfect Game.
- » Prepped at Clear Creek High School in League City, Texas where she earned first-team all-district honors four times in addition to being named first-team All-Galveston County multiple times
- » Batted .557 with 49 hits, eight home runs, 15 walks, 39 RBI and 18 stolen bases while leading Clear Creek to 20-8 record that featured a district championship as a senior.
- » Hit .438 with 32 hits, four walks, three home runs, nine RBI, 14 stolen bases while striking out just four times and posting a .461 on-base percentage as a junior.
- » Played travel ball for Impact Gold Jackson 18U, helping lead them to a TFL Championship
- » Also participated in track, where she was a 100-meter Area finalist; 4x100 meter area qualifier; 100-meter district finalist and 100-meter regional finalist
- » Four-time superintendent scholar while also earning multiple academic all-district honors in addition to being a National Honor Society member.

CAREER HONORS

- » 24-6A First-Team All-District (2022, 2023, 2024, 2025)
- » 24-6A District MVP (2025)
- » First-Team All-Galveston County

GAME-BY-GAME

| Date | Opponent | Pos | AB | R | H | RBI | 2B | 3B | HR | BB | SB | CS | HBP | SAC | SF | GDP | K | PO | A | E | AVG | |
|------|----------|-----|----|---|---|-----|----|----|----|----|----|----|-----|-----|----|-----|---|----|---|---|-----|------|
| | | | | | | | | | | | | | | | | | | | | | | .000 |



SAYLOR TIMMERMAN

RHP • R/R • 6-1 • Freshman
Minocqua, Wis. • Minocqua HS

32

CAREER STATS

| Year | ERA | W-L | APP | GS | CG | SHO | SV | IP | H | R | ER | BB | SO | 2B | 3B | HR | BF | B.AVG | WP | HBP | BK | SF | SH |
|--------------|-------------|-------------|-----------|----------|----------|------------|----------|-------------|-----------|-----------|-----------|-----------|-----------|-----------|----------|----------|------------|-------------|-----------|----------|----------|----------|----------|
| 2026 | 2.96 | 11-2 | 27 | 9 | 1 | 1/0 | 0 | 73.1 | 64 | 44 | 31 | 42 | 53 | 12 | 0 | 6 | 337 | .225 | 14 | 7 | 0 | 1 | 3 |
| TOTAL | 2.96 | 11-2 | 27 | 9 | 1 | 1/0 | 0 | 73.1 | 64 | 44 | 31 | 42 | 53 | 12 | 0 | 6 | 337 | .225 | 14 | 7 | 0 | 1 | 3 |

CAREER HONORS

- » D1 Softball D100 Freshman (2026)
- » Softball America Freshman Watch List (2026)
- » No. 8 overall player and No. 3 pitcher in country for the class of 2025 by Softball America.
- » United States 18-U team member (2024)
- » Wisconsin DII Player of the Year (2024, 2025)
- » Great Northern Conference Player of the Year (2024, 2025)

GAME-BY-GAME

| Date | Opponent | GS | IP | H | R | ER | BB | SO | 2B | 3B | HR | WP | BK | HBP | IBB | Score | W-L | Sv | ERA | NP |
|---------------|----------------------|----|----------|-------------|-----------|-----------|-----------|-----------|-----------|-----------|----------|----------|-----------|----------|----------|----------------|-------------|----------|-------------|----------|
| Feb 06 | vs Virginia | | 1.0 | 0 | 0 | 0 | 1 | 1 | 0 | 0 | 0 | 1 | 0 | 0 | 0 | 17-1 | 0-0 | 0 | 0.00 | 19 |
| Feb 06 | vs Akron | * | 4.0 | 1 | 1 | 0 | 2 | 2 | 0 | 0 | 0 | 0 | 0 | 0 | 0 | 9-1 | 1-0 | 0 | 0.00 | 50 |
| Feb 14 | vs BYU | * | 3.1 | 4 | 1 | 1 | 1 | 1 | 2 | 0 | 0 | 1 | 0 | 0 | 0 | 11-1 | 1-0 | 0 | 0.84 | 43 |
| Feb 20 | SEMO | * | 7.0 | 2 | 0 | 0 | 3 | 11 | 0 | 0 | 0 | 0 | 0 | 0 | 0 | 6-0 | 2-0 | 0 | 0.46 | 103 |
| Feb 22 | NORTHWESTERN | | 0.2 | 1 | 1 | 0 | 2 | 0 | 0 | 0 | 0 | 0 | 0 | 0 | 0 | 9-8 | 2-0 | 0 | 0.44 | 21 |
| Feb 28 | OMAHA | * | 4.0 | 7 | 2 | 2 | 1 | 1 | 1 | 0 | 1 | 0 | 0 | 0 | 0 | 4-2 | 3-0 | 0 | 1.05 | 55 |
| March 1 | KANSAS | | 0.1 | 3 | 3 | 3 | 0 | 0 | 2 | 0 | 0 | 1 | 0 | 0 | 0 | 11-3 | 3-0 | 0 | 2.07 | 21 |
| Mar 06 | GEORGIA | | 4.2 | 6 | 1 | 1 | 2 | 0 | 0 | 0 | 1 | 1 | 0 | 0 | 0 | 2-7 | 3-0 | 0 | 1.96 | 70 |
| Mar 14 | at Alabama | * | 7.0 | 6 | 7 | 4 | 6 | 4 | 0 | 0 | 0 | 1 | 0 | 1 | 0 | 14-9 | 4-0 | 0 | 2.41 | 131 |
| Mar 15 | at Alabama | | 2.0 | 2 | 1 | 1 | 2 | 2 | 0 | 0 | 1 | 1 | 0 | 0 | 0 | 1-4 | 4-0 | 0 | 2.47 | 37 |
| Mar 17 | UCA | * | 0.2 | 1 | 2 | 1 | 3 | 0 | 0 | 0 | 0 | 0 | 0 | 0 | 0 | 10-2 | 4-0 | 0 | 2.62 | 31 |
| Mar 22 | UCONN | | 3.0 | 1 | 2 | 0 | 0 | 4 | 0 | 0 | 0 | 0 | 0 | 0 | 0 | 9-4 | 5-0 | 0 | 2.42 | 37 |
| Mar 24 | at UCA | * | 4.0 | 5 | 2 | 2 | 1 | 3 | 1 | 0 | 0 | 1 | 0 | 0 | 0 | 11-2 | 6-0 | 0 | 2.52 | 67 |
| Mar 28 | FLORIDA | | 0.1 | 3 | 1 | 1 | 1 | 1 | 2 | 0 | 0 | 1 | 0 | 0 | 0 | 6-12 | 6-0 | 0 | 2.67 | 27 |
| Mar 29 | FLORIDA | | 6.0 | 3 | 1 | 1 | 3 | 5 | 0 | 0 | 0 | 1 | 0 | 0 | 0 | 6-4 | 7-0 | 0 | 2.48 | 80 |
| Apr 06 | AUBURN | * | 4.0 | 1 | 1 | 0 | 1 | 2 | 0 | 0 | 0 | 0 | 0 | 3 | 0 | 4-1 | 8-0 | 0 | 2.29 | 59 |
| Apr 10 | at Mississippi State | | 1.2 | 0 | 0 | 0 | 0 | 2 | 0 | 0 | 0 | 0 | 0 | 0 | 0 | 0-1 | 8-0 | 0 | 2.22 | 23 |
| Apr 12 | at Mississippi State | | 0.1 | 1 | 2 | 2 | 2 | 0 | 0 | 0 | 0 | 0 | 0 | 0 | 0 | 10-3 | 8-0 | 0 | 2.46 | 17 |
| Apr 17 | at Oklahoma | | 2.1 | 3 | 4 | 2 | 3 | 0 | 1 | 0 | 0 | 1 | 0 | 1 | 0 | 7-8 | 8-1 | 0 | 2.61 | 65 |
| Apr 19 | at Oklahoma | | 0.0 | 2 | 3 | 3 | 0 | 0 | 1 | 0 | 1 | 2 | 0 | 1 | 0 | 1-11 | 8-1 | 0 | 2.98 | 11 |
| Apr 26 | MISSOURI | * | 3.0 | 2 | 2 | 2 | 1 | 1 | 1 | 0 | 0 | 0 | 0 | 1 | 0 | 1-3 | 8-2 | 0 | 3.07 | 54 |
| May 01 | at Texas | | 4.0 | 0 | 0 | 0 | 2 | 7 | 0 | 0 | 0 | 1 | 0 | 0 | 0 | 4-3 | 9-2 | 0 | 2.87 | 70 |
| May 02 | at Texas | | 2.0 | 4 | 2 | 1 | 1 | 1 | 0 | 0 | 0 | 0 | 0 | 0 | 0 | 1-4 | 9-2 | 0 | 2.89 | 40 |
| May 16 | USF | | 2.0 | 1 | 0 | 0 | 0 | 1 | 0 | 0 | 0 | 1 | 0 | 0 | 0 | 9-1 | 9-2 | 0 | 2.94 | 34 |
| May 17 | USF | | 3.0 | 0 | 0 | 0 | 0 | 4 | 0 | 0 | 0 | 0 | 0 | 0 | 0 | 10-2 | 10-2 | 0 | 2.82 | 38 |
| May 22 | DUKE | | 1.1 | 2 | 2 | 2 | 3 | 0 | 0 | 0 | 1 | 0 | 0 | 0 | 0 | 14-5 | 11-2 | 0 | 2.96 | 37 |
| Totals | | | 9 | 73.1 | 64 | 44 | 31 | 42 | 53 | 12 | 0 | 6 | 14 | 0 | 7 | 0188-10 | 11-2 | 0 | 2.96 | - |

SEASON HIGHS

| Category | No. | Opponent (Last) | Date |
|----------------|-----|-----------------|---------|
| Innings | 7.0 | SEMO | 2/20/26 |
| Longest Start | 7.0 | SEMO | 2/20/26 |
| Shortest Start | 0.2 | UCA | 3/17/26 |
| Longest Relief | 6.0 | Florida | 3/29/26 |
| Hits | 7 | Omaha | 2/28/26 |
| Runs | 7 | at Alabama | 3/14/26 |
| Earned Runs | 4 | at Alabama | 3/14/26 |
| Walks | 6 | Alabama | 3/14/26 |
| Strikeouts | 11 | SEMO | 2/20/26 |

CAREER HIGHS

| Category | No. | Opponent (Last) | Date |
|----------------|-----|-----------------|---------|
| Innings | 7.0 | SEMO | 2/20/26 |
| Longest Start | 7.0 | SEMO | 2/20/26 |
| Shortest Start | 0.2 | UCA | 3/17/26 |
| Longest Relief | 6.0 | Florida | 3/29/26 |
| Hits | 7 | Omaha | 2/28/26 |
| Runs | 7 | at Alabama | 3/14/26 |
| Earned Runs | 4 | at Alabama | 3/14/26 |
| Walks | 6 | Alabama | 3/14/26 |
| Strikeouts | 11 | SEMO | 2/20/26 |

PLAYER PROFILE

- » Second Player in program history from Wisconsin, joining Brett Erickson (1997-2000)
- » Prepped at Lakeland Union High School, where she became just the fifth player in Wisconsin High School history to register 1,000+ strikeouts during her prep career. Timmerman was the Great Northern Conference Player of the Year in 2024 and 2025 in addition to being named Wisconsin DII Player of the Year twice.
- » Led the Thunderbirds to a 21-9 mark as a senior in 2025. As a senior, she posted a 0.737 ERA, .614 WHIP and 386 strikeouts. Timmerman set a Wisconsin high school record with 29 strikeouts in a 1-0 13-inning win on May 29, 2025 against Shawano. She threw a perfect game, striking out all 15 of her batters faced in while also homering in a 16-0 non-conference win over Crandon in May of 2024.
- » She also was a member of the U-18 USA Women's Junior National Team alongside current teammates Ella McDowell and Cam Harrison.
- » At the 2024 WBSC U-18 World Cup Stage 1 event she threw four scoreless innings and struck out nine while leading the United States to a first-place finish.
- » Also swam and played basketball at Lakeland Union



JAYDEN RAMOS

UTL • R/R • 5-10 • Sophomore
Fresno, Calif. • Central HS

34

CAREER STATS

| Year | Avg. | GP-GS | AB | R | H | 2B | 3B | HR | RBI | TB | SLG% | BB | HBP | SO | GDP | OBP | SF | SH | SB-ATT | PO | A | E | FLD% |
|--------------|-------------|-------------|-----------|----------|----------|----------|----------|----------|----------|-----------|-------------|----------|----------|----------|----------|-------------|----------|----------|------------|----------|----------|----------|--------------|
| 2025 | .375 | 15-1 | 16 | 2 | 6 | 1 | 0 | 1 | 8 | 10 | .625 | 1 | 1 | 1 | 1 | .421 | 1 | 0 | 0-0 | 0 | 0 | 0 | .000 |
| 2026 | .125 | 12-0 | 8 | 0 | 1 | 0 | 0 | 0 | 0 | 1 | .125 | 4 | 0 | 6 | 0 | .417 | 0 | 0 | 0-0 | 0 | 0 | 0 | 0.000 |
| TOTAL | .292 | 27-1 | 24 | 2 | 7 | 1 | 0 | 1 | 8 | 11 | .458 | 5 | 1 | 7 | 1 | .419 | 1 | 0 | 0-0 | 0 | 0 | 0 | 0.000 |

SEASON HIGHS

| Category | No. | Opponent (Last) | Date |
|-----------|-----|---------------------|---------|
| Hits | 1 | Akron | 2/8/26 |
| Doubles | - | - | - |
| Triples | - | - | - |
| Home Runs | - | - | - |
| RBI | - | - | - |
| Runs | - | - | - |
| Walks | 1 | 4x (Charlotte) | 2/28/26 |
| ABs | 1 | 6x (Missouri State) | 3/9/26 |

CAREER HIGHS

| Category | No. | Opponent (Last) | Date |
|-----------|-----|-----------------|---------|
| Hits | 1 | 5x (UNF) | 4/7/25 |
| Doubles | 1 | North Florida | 4/7/25 |
| Triples | - | - | - |
| Home Runs | 1 | Illinois | 3/1/25 |
| RBI | 3 | Illinois | 3/1/25 |
| Runs | 1 | 2x (Illinois) | 3/1/25 |
| Walks | 1 | 4x (Charlotte) | 2/28/26 |
| ABs | 3 | Florida | 4/6/25 |

PLAYER PROFILE

- » Saw action in 15 games while making one start as a freshman in 2025... Batted .375 with six hits, a double, a home run, two runs scored and eight RBI while posting a .625 slugging percentage and a .421 on-base percentage ... Went 1-2 with an RBI and a run scored during her collegiate debut against Lipscomb (Feb. 7) ... Recorded an RBI single in a pinch-hit appearance during a win over Southern Miss (Feb. 16) ... Registered a pinch-hit base hit during a victory over ULM (Feb. 16) and Rutgers (Feb. 20) ... Smashed a pinch-hit three-run home run to complete a 10-1 run-rule win over Illinois during the Woo Pig Classic (March 1) ... Went 1-1 with a two-run pinch-hit double during a win at North Florida (April 7)
- » Prepped at Central High School in Fresno, Calif ... Batted .409 during her high school career with 135 hits, 54 runs scored, 41 doubles, two triples and 22 home runs ... Named Fresno Bee Player of the Year after posting a .469 batting average, 38 RBI, nine doubles and seven home runs as a senior ... Hit .447 with 34 hits, 19 RBI and six home runs en route to being named all-league and league offensive player of the year during her junior season ... Also pitched during her high school career, registering a 3.41 ERA in 37.0 innings pitched with three complete games and 42 strikeouts.
- » Majoring in Exercise Science

CAREER HONORS

- » Fresno Bee Player of the Year (2024)

GAME-BY-GAME

| Date | Opponent | Pos | AB | R | H | RBI | 2B | 3B | HR | BB | SB | CS | HBP | SAC | SF | GDP | K | PO | A | E | AVG | |
|---------------|---------------------|------------|----------|----------|----------|----------|----------|----------|----------|----------|----------|----------|----------|----------|----------|----------|----------|----------|----------|----------|----------|-------------|
| Feb 06 | vs Virginia | ph | 0 | 0 | 0 | 0 | 0 | 0 | 0 | 1 | 0 | 0 | 0 | 0 | 0 | 0 | 0 | 0 | 0 | 0 | 0 | .000 |
| Feb 07 | at Coastal Carolina | ph | 0 | 0 | 0 | 0 | 0 | 0 | 0 | 1 | 0 | 0 | 0 | 0 | 0 | 0 | 0 | 0 | 0 | 0 | 0 | .000 |
| Feb 08 | vs Akron | ph | 1 | 0 | 1 | 0 | 0 | 0 | 0 | 0 | 0 | 0 | 0 | 0 | 0 | 0 | 0 | 0 | 0 | 0 | 0 | 01.000 |
| Feb 13 | vs Wichita State | ph | 1 | 0 | 0 | 0 | 0 | 0 | 0 | 0 | 0 | 0 | 0 | 0 | 0 | 0 | 0 | 1 | 0 | 0 | 0 | .500 |
| Feb 13 | vs Clemson | ph | 1 | 0 | 0 | 0 | 0 | 0 | 0 | 0 | 0 | 0 | 0 | 0 | 0 | 0 | 0 | 1 | 0 | 0 | 0 | .333 |
| Feb 15 | at Texas State | ph | 1 | 0 | 0 | 0 | 0 | 0 | 0 | 0 | 0 | 0 | 0 | 0 | 0 | 0 | 0 | 1 | 0 | 0 | 0 | .250 |
| Feb 21 | SEMO | ph | 0 | 0 | 0 | 0 | 0 | 0 | 0 | 1 | 0 | 0 | 0 | 0 | 0 | 0 | 0 | 0 | 0 | 0 | 0 | .250 |
| Feb 27 | CHARLOTTE | ph | 1 | 0 | 0 | 0 | 0 | 0 | 0 | 0 | 0 | 0 | 0 | 0 | 0 | 0 | 0 | 0 | 0 | 0 | 0 | .200 |
| Feb 28 | CHARLOTTE | ph | 0 | 0 | 0 | 0 | 0 | 0 | 0 | 1 | 0 | 0 | 0 | 0 | 0 | 0 | 0 | 0 | 0 | 0 | 0 | .200 |
| Mar 09 | at Missouri State | ph | 1 | 0 | 0 | 0 | 0 | 0 | 0 | 0 | 0 | 0 | 0 | 0 | 0 | 0 | 0 | 1 | 0 | 0 | 0 | .167 |
| Totals | | Ogs | 6 | 0 | 1 | 0 | 0 | 0 | 0 | 4 | 0 | 0 | 0 | 0 | 0 | 0 | 0 | 4 | 0 | 0 | 0 | .167 |



JAYDEN WELLS

UTL • R/R • 5-6 • Junior
Paris, Ark. • Paris HS

45

CAREER STATS

| Year | Avg. | GP-GS | AB | R | H | 2B | 3B | HR | RBI | TB | SLG% | BB | HBP | SO | GDP | OBP | SF | SH | SB-ATT | PO | A | E | FLD% |
|--------------|-------------|-------------|----------|-----------|----------|----------|----------|----------|----------|----------|-------------|----------|----------|----------|----------|-------------|----------|----------|------------|----------|----------|----------|-------------|
| 2024 | .000 | 2-0 | 1 | 1 | 0 | 0 | 0 | 0 | 0 | 0 | .000 | 0 | 0 | 0 | 0 | .000 | 0 | 0 | 1-1 | 0 | 0 | 0 | .000 |
| 2025 | .000 | 8-0 | 1 | 11 | 0 | 0 | 0 | 0 | 0 | 0 | .000 | 0 | 0 | 0 | 0 | .000 | 0 | 0 | 0-0 | 0 | 0 | 0 | 0.000 |
| 2026 | .000 | 2-0 | 0 | 2 | 0 | 0 | 0 | 0 | 0 | 0 | .000 | 0 | 0 | 0 | 0 | .000 | 0 | 0 | 0-0 | 0 | 0 | 0 | .000 |
| TOTAL | .000 | 17-0 | 1 | 14 | 0 | 0 | 0 | 0 | 0 | 0 | .000 | 0 | 0 | 0 | 0 | .000 | 0 | 0 | 0-0 | 0 | 0 | 0 | .000 |

SEASON HIGHS (HITTING)

| Category | No. | Opponent (Last) | Date |
|-----------|-----|-----------------|--------|
| Hits | - | - | - |
| Doubles | - | - | - |
| Triples | - | - | - |
| Home Runs | - | - | - |
| RBI | - | - | - |
| Runs | 1 | Akron | 2/8/26 |
| Walks | - | - | - |
| ABs | - | - | - |

CAREER HIGHS (HITTING)

| Category | No. | Opponent (Last) | Date |
|-----------|-----|--------------------|---------|
| Hits | - | - | - |
| Doubles | - | - | - |
| Triples | - | - | - |
| Home Runs | - | - | - |
| RBI | - | - | - |
| Runs | 1 | 5x (Akron) | 2/8/26 |
| Walks | - | - | - |
| ABs | 1 | 2x (Southern Miss) | 2/15/25 |

PLAYER PROFILE


- » Appeared in 15 games primarily as a pinch runner as a sophomore ... Scored a run as a pinch runner against Lipscomb (Feb. 7), Cal State Fullerton (Feb. 20), Illinois (Feb. 28, March 1), Iowa (March 1), Ole Miss (March 8-9), South Carolina (April 11), Colorado State (April 18) and LSU (May 3).
- » Appeared in two games during her freshman campaign, scoring a run and stealing a base as a pinch-runner in a 9-0 win over UT Arlington (Feb. 23). She recorded first collegiate at-bat in an 8-0 win at Texas A&M-Corpus Christi (March 18)
- » Checked in at No. 27 in the Extra Inning Softball 2023 Extra Elite 100.
- » Prepped at Paris High School in Paris, Ark., where she helped lead the Eagles to a state semifinal in 2021.
- » Hit an astronomical .475 as a junior in high school, registering a .597 on-base percentage, .983 slugging percentage and 1.580 OPS while garnering honorable mention all-state honors
- » Named District Offensive MVP and was a Gold Glove honoree as a sophomore at Paris in 2021.
- » Majoring in Recreation and Sport Management

CAREER HONORS

- » Easton/NFCA Scholar-Athlete (2025)
- » First-Year SEC Academic Honor Roll (2024)
- » No. 27 Extra Innings Softball Extra Elite 100 Player Rankings (2023)
- » Honorable Mention All-State (2022)
- » District Offensive MVP (2021)

GAME-BY-GAME

| Date | Opponent | Pos | AB | R | H | RBI | 2B | 3B | HR | BB | SB | CS | HBP | SAC | SF | GDP | K | PO | A | E | AVG | |
|--------|----------|-----|----|---|---|-----|----|----|----|----|----|----|-----|-----|----|-----|---|----|---|---|-----|-------|
| Totals | | Ogs | 0 | 2 | 0 | 0 | 0 | 0 | 0 | 0 | 0 | 0 | 0 | 0 | 0 | 0 | 0 | 0 | 0 | 0 | 0 | 0.000 |



KAILEY WYCKOFF • Why-KOFF

UTL • L/L • 5-7 • Senior
 Katy, Texas • Katy HS / Texas Tech

46

CAREER STATS

| Year | Avg. | GP-GS | AB | R | H | 2B | 3B | HR | RBI | TB | SLG% | BB | HBP | SO | GDP | OBP | SF | SH | SB-ATT | PO | A | E | FLD% |
|--------------|-------------|----------------|------------|------------|------------|-----------|----------|-----------|------------|------------|-------------|-----------|-----------|-----------|----------|-------------|----------|----------|------------|------------|-----------|----------|-------------|
| 2023 | .393 | 52-46 | 150 | 40 | 59 | 15 | 5 | 9 | 31 | 111 | .740 | 12 | 4 | 16 | 0 | .452 | 0 | 1 | 1-2 | 169 | 11 | 1 | .994 |
| 2024 | .407 | 50-49 | 145 | 37 | 59 | 12 | 2 | 7 | 35 | 96 | .662 | 18 | 4 | 12 | 0 | .482 | 1 | 1 | 3-3 | 126 | 2 | 3 | .977 |
| 2025 | .328 | 58-58 | 186 | 48 | 61 | 15 | 0 | 7 | 55 | 97 | .522 | 24 | 4 | 32 | 0 | .406 | 5 | 0 | 2-2 | 98 | 7 | 2 | .981 |
| 2026 | .349 | 57-57 | 146 | 35 | 51 | 10 | 2 | 7 | 40 | 86 | .589 | 21 | 8 | 19 | 0 | .447 | 4 | 1 | 0-0 | 42 | 0 | 0 | 1.000 |
| TOTAL | .367 | 217-210 | 627 | 160 | 230 | 52 | 9 | 30 | 161 | 390 | .622 | 75 | 20 | 79 | 0 | .444 | 8 | 3 | 6-7 | 435 | 20 | 6 | .987 |

SEASON HIGHS

| Category | No. | Opponent (Last) | Date |
|-----------|-----|-----------------|---------|
| Hits | 3 | Texas State | 2/15/26 |
| Doubles | 2 | Northwestern | 2/20/26 |
| Triples | 1 | 2x (USF) | 5/17/26 |
| Home Runs | 2 | Omaha | 2/28/26 |
| RBI | 5 | UConn | 3/22/26 |
| Runs | 3 | 2x (Auburn) | 4/4/26 |
| Walks | 2 | Akron | 2/6/26 |
| ABs | 4 | 4x (Missouri) | 4/25/26 |

CAREER HIGHS

| Category | No. | Opponent (Last) | Date |
|-----------|-----|-------------------|---------|
| Hits | 3 | 15x (Texas State) | 2/20/26 |
| Doubles | 2 | 2x (NW) | 2/20/26 |
| Triples | 1 | 9x (USF) | 5/17/26 |
| Home Runs | 2 | 3x (Iowa State) | 2/28/26 |
| RBI | 5 | 2x (UConn) | 3/22/26 |
| Runs | 3 | 7x (Auburn) | 4/4/26 |
| Walks | 3 | Missouri State | 3/2/25 |
| ABs | 5 | 4x (Florida) | 4/5/25 |

PLAYER PROFILE

- » Transferred to Arkansas this offseason after spending the 2023-24 seasons at Texas Tech.
- » Has started 9+ games at five separate positions during her collegiate career (C, LF, RF, DP, 1B)
- » Has reached base safely (errors excluded) in 84.8% of her games during her collegiate career.
- » Attended Katy High School, where she was part of a 6A Texas State Championship team in 2019 and was teammates with Cam Harrison and Ashtyn Reichardt her final two seasons. Played under former Kansas (1988-1995) and Alabama coach (1996-1998) Kalum Haack at Katy.
- » Also participated in volleyball in high school and FFA (Future Farmers of America), earning Reserve Grand Champion Chickens. Helped lead Katy to a 6A regional final appearance in volleyball in 2020 and 2021.
- » Has a dog named Beau Beau
- » Wears No. 46 in honor of her grandmother's birthyear (1946)

CAREER HONORS

- » NFCA Second-Team All-Region (2025, 2026)
- » Academic All-Big 12 First Team (2024)
- » All-Big 12 First Team (2024)
- » Big 12 Freshman of the Year (2023)
- » All-Big 12 Second Team (2023)
- » NFCA Third Team All-Region (2023)
- » D1 Softball Freshman All-American (2023)
- » NFCA/TUCCI Freshman of the Year Top-25 Finalist (2023)
- » District 19-6A Most Valuable Player (2021)

GAME-BY-GAME

| Date | Opponent | Pos | AB | R | H | RBI | 2B | 3B | HR | BB | SB | CS | HBP | SAC | SF | GDP | K | PO | A | E | AVG |
|---------------|----------------------|--------|-------------|------------|-----------|-----------|-----------|-----------|----------|----------|-----------|----------|----------|----------|----------|----------|----------|-----------|-----------|----------|-------------|
| Feb 06 | vs Virginia | *of/dh | 4 | 3 | 2 | 1 | 0 | 0 | 0 | 0 | 0 | 0 | 0 | 0 | 0 | 0 | 0 | 1 | 0 | 0 | .500 |
| Feb 06 | vs Akron | *of | 2 | 2 | 1 | 0 | 1 | 0 | 0 | 2 | 0 | 0 | 0 | 0 | 0 | 0 | 0 | 1 | 0 | 0 | .500 |
| Feb 07 | vs Virginia | *of | 3 | 0 | 0 | 0 | 0 | 0 | 0 | 0 | 0 | 0 | 0 | 0 | 0 | 0 | 0 | 1 | 0 | 0 | .333 |
| Feb 07 | at Coastal Carolina | *of | 2 | 0 | 1 | 2 | 0 | 0 | 0 | 0 | 0 | 0 | 0 | 0 | 0 | 0 | 0 | 0 | 0 | 0 | .364 |
| Feb 08 | vs Akron | *of | 1 | 2 | 1 | 2 | 0 | 0 | 0 | 0 | 0 | 0 | 1 | 0 | 0 | 0 | 0 | 0 | 0 | 0 | .417 |
| Feb 13 | vs Wichita State | *of | 3 | 0 | 2 | 0 | 1 | 0 | 0 | 0 | 0 | 0 | 0 | 0 | 0 | 0 | 0 | 0 | 0 | 0 | .467 |
| Feb 13 | vs Clemson | *of | 1 | 1 | 0 | 0 | 0 | 0 | 0 | 1 | 0 | 0 | 1 | 0 | 0 | 0 | 1 | 0 | 0 | 0 | .438 |
| Feb 14 | vs BYU | *of | 3 | 0 | 0 | 1 | 0 | 0 | 0 | 0 | 0 | 0 | 0 | 0 | 0 | 0 | 0 | 0 | 1 | 0 | .368 |
| Feb 15 | at Texas State | *of | 3 | 1 | 3 | 0 | 1 | 0 | 0 | 0 | 0 | 0 | 0 | 0 | 0 | 0 | 0 | 2 | 0 | 0 | .455 |
| Feb 20 | SEMO | *of | 4 | 2 | 2 | 0 | 0 | 0 | 0 | 0 | 0 | 0 | 0 | 0 | 0 | 0 | 0 | 0 | 0 | 0 | .462 |
| Feb 20 | NORTHWESTERN | *of | 3 | 1 | 2 | 1 | 2 | 0 | 0 | 0 | 0 | 0 | 0 | 0 | 0 | 0 | 0 | 0 | 1 | 0 | .483 |
| Feb 21 | NORTHWESTERN | *of | 3 | 0 | 1 | 0 | 0 | 0 | 0 | 0 | 0 | 0 | 0 | 0 | 0 | 0 | 0 | 0 | 0 | 0 | .469 |
| Feb 21 | SEMO | *dh | 1 | 1 | 1 | 1 | 1 | 0 | 0 | 1 | 0 | 0 | 0 | 0 | 0 | 0 | 0 | 0 | 0 | 0 | .485 |
| Feb 22 | NORTHWESTERN | *of/dh | 3 | 1 | 1 | 0 | 0 | 0 | 0 | 1 | 0 | 0 | 0 | 0 | 0 | 0 | 0 | 0 | 0 | 0 | .472 |
| Feb 26 | OMAHA | *dh | 3 | 0 | 1 | 1 | 0 | 0 | 0 | 0 | 0 | 0 | 0 | 0 | 0 | 0 | 0 | 2 | 0 | 0 | .462 |
| Feb 27 | BOISE STATE | *of | 3 | 1 | 2 | 4 | 0 | 1 | 0 | 0 | 0 | 0 | 0 | 0 | 0 | 0 | 0 | 0 | 1 | 0 | .476 |
| Feb 27 | CHARLOTTE | *dh | 1 | 2 | 1 | 0 | 0 | 0 | 0 | 1 | 0 | 0 | 0 | 0 | 0 | 0 | 0 | 0 | 0 | 0 | .488 |
| Feb 28 | OMAHA | *dh | 3 | 2 | 2 | 3 | 0 | 0 | 2 | 0 | 0 | 0 | 0 | 0 | 0 | 0 | 0 | 0 | 0 | 0 | .500 |
| Feb 28 | CHARLOTTE | *of | 2 | 0 | 0 | 0 | 0 | 0 | 0 | 0 | 0 | 0 | 0 | 0 | 0 | 0 | 0 | 2 | 0 | 0 | .479 |
| March 1 | KANSAS | *dh | 3 | 1 | 2 | 1 | 0 | 0 | 0 | 0 | 0 | 0 | 0 | 0 | 0 | 0 | 0 | 0 | 0 | 0 | .490 |
| Mar 06 | GEORGIA | *dh | 3 | 0 | 1 | 0 | 0 | 0 | 0 | 0 | 0 | 0 | 0 | 0 | 0 | 0 | 1 | 0 | 0 | 0 | .481 |
| Mar 07 | GEORGIA | *of | 2 | 1 | 0 | 0 | 0 | 0 | 0 | 1 | 0 | 0 | 1 | 0 | 0 | 0 | 1 | 2 | 0 | 0 | .464 |
| Mar 08 | GEORGIA | *of | 2 | 0 | 1 | 0 | 0 | 0 | 0 | 1 | 0 | 0 | 1 | 0 | 0 | 0 | 0 | 0 | 1 | 0 | .466 |
| Mar 09 | at Missouri State | *of/dh | 2 | 0 | 1 | 1 | 1 | 0 | 0 | 0 | 0 | 0 | 0 | 0 | 0 | 0 | 0 | 0 | 0 | 0 | .467 |
| Mar 13 | at Alabama | *of | 2 | 0 | 0 | 0 | 0 | 0 | 0 | 0 | 0 | 0 | 0 | 1 | 0 | 0 | 0 | 2 | 2 | 0 | .452 |
| Mar 14 | at Alabama | *of | 4 | 0 | 1 | 0 | 1 | 0 | 0 | 1 | 0 | 0 | 0 | 0 | 0 | 0 | 0 | 3 | 0 | 0 | .439 |
| Mar 15 | at Alabama | *of/dh | 3 | 0 | 1 | 0 | 0 | 0 | 0 | 0 | 0 | 0 | 0 | 0 | 0 | 0 | 1 | 0 | 0 | 0 | .435 |
| Mar 17 | UCA | *of | 2 | 1 | 0 | 0 | 0 | 0 | 0 | 1 | 0 | 0 | 0 | 0 | 0 | 0 | 0 | 0 | 1 | 0 | .423 |
| Mar 20 | UCONN | *dh | 3 | 0 | 1 | 1 | 0 | 0 | 0 | 0 | 0 | 0 | 1 | 0 | 0 | 0 | 0 | 0 | 0 | 0 | .419 |
| Mar 21 | UCONN | *of | 3 | 1 | 1 | 1 | 0 | 0 | 0 | 1 | 0 | 0 | 0 | 0 | 0 | 0 | 0 | 0 | 0 | 0 | .416 |
| Mar 22 | UCONN | *of | 3 | 1 | 2 | 5 | 1 | 0 | 1 | 1 | 0 | 0 | 0 | 0 | 0 | 0 | 0 | 0 | 1 | 0 | .425 |
| Mar 24 | at UCA | *of | 3 | 0 | 1 | 0 | 0 | 0 | 0 | 1 | 0 | 0 | 0 | 0 | 0 | 0 | 0 | 0 | 0 | 0 | .422 |
| Mar 27 | FLORIDA | *of | 3 | 0 | 0 | 1 | 0 | 0 | 0 | 0 | 0 | 0 | 0 | 0 | 1 | 0 | 1 | 1 | 0 | 0 | .407 |
| Mar 28 | FLORIDA | *dh | 3 | 0 | 0 | 0 | 0 | 0 | 0 | 0 | 0 | 0 | 0 | 0 | 0 | 0 | 0 | 0 | 0 | 0 | .393 |
| Mar 29 | FLORIDA | *of | 2 | 1 | 0 | 0 | 0 | 0 | 0 | 0 | 0 | 0 | 1 | 0 | 0 | 0 | 1 | 0 | 0 | 0 | .385 |
| Apr 04 | AUBURN | *of | 2 | 3 | 2 | 3 | 0 | 0 | 1 | 1 | 0 | 0 | 0 | 0 | 0 | 0 | 0 | 0 | 1 | 0 | .398 |
| Apr 05 | AUBURN | *of | 3 | 1 | 1 | 1 | 0 | 0 | 1 | 0 | 0 | 0 | 0 | 0 | 0 | 0 | 0 | 2 | 0 | 0 | .396 |
| Apr 06 | AUBURN | *of | 3 | 0 | 1 | 0 | 1 | 0 | 0 | 0 | 0 | 0 | 0 | 0 | 0 | 0 | 0 | 1 | 2 | 0 | .394 |
| Apr 10 | at Mississippi State | *of | 3 | 0 | 0 | 0 | 0 | 0 | 0 | 0 | 0 | 0 | 0 | 0 | 0 | 0 | 0 | 0 | 1 | 0 | .382 |
| Apr 11 | at Mississippi State | *of | 2 | 0 | 1 | 0 | 0 | 0 | 0 | 1 | 0 | 0 | 0 | 0 | 0 | 0 | 0 | 0 | 2 | 0 | .385 |
| Apr 12 | at Mississippi State | *of/dh | 3 | 1 | 1 | 3 | 0 | 0 | 1 | 0 | 0 | 1 | 0 | 1 | 0 | 1 | 0 | 0 | 2 | 0 | .383 |
| Apr 17 | at Oklahoma | *of | 2 | 0 | 0 | 0 | 0 | 0 | 0 | 1 | 0 | 0 | 0 | 0 | 0 | 0 | 0 | 1 | 0 | 0 | .376 |
| Apr 18 | at Oklahoma | *of/of | 3 | 1 | 1 | 0 | 0 | 0 | 0 | 0 | 0 | 0 | 0 | 0 | 0 | 0 | 0 | 0 | 3 | 0 | .375 |
| Apr 19 | at Oklahoma | *of/of | 3 | 0 | 1 | 0 | 0 | 0 | 0 | 0 | 0 | 0 | 0 | 0 | 0 | 0 | 0 | 1 | 3 | 0 | .374 |
| Apr 22 | at Tulsa | *of/dh | 3 | 0 | 2 | 0 | 0 | 0 | 0 | 1 | 0 | 0 | 0 | 0 | 0 | 0 | 0 | 0 | 0 | 0 | .381 |
| Apr 24 | MISSOURI | *of/dh | 2 | 1 | 1 | 1 | 0 | 0 | 0 | 0 | 0 | 0 | 0 | 1 | 0 | 0 | 1 | 0 | 0 | 0 | .383 |
| Apr 25 | MISSOURI | *of/of | 4 | 0 | 0 | 0 | 0 | 0 | 0 | 0 | 0 | 0 | 0 | 0 | 0 | 0 | 0 | 0 | 0 | 0 | .371 |
| Apr 26 | MISSOURI | *of/of | 3 | 0 | 0 | 0 | 0 | 0 | 0 | 0 | 0 | 0 | 0 | 0 | 0 | 0 | 0 | 2 | 0 | 0 | .362 |
| Apr 30 | at Texas | *of | 3 | 0 | 0 | 1 | 0 | 0 | 0 | 0 | 0 | 0 | 0 | 0 | 0 | 0 | 0 | 0 | 1 | 0 | .354 |
| May 01 | at Texas | *of | 2 | 0 | 1 | 0 | 0 | 0 | 0 | 0 | 0 | 0 | 0 | 0 | 0 | 0 | 0 | 1 | 0 | 0 | .356 |
| May 02 | at Texas | *of | 3 | 0 | 0 | 0 | 0 | 0 | 0 | 0 | 0 | 0 | 0 | 0 | 0 | 0 | 0 | 1 | 0 | 0 | .348 |
| May 06 | vs Mississippi State | *of | 2 | 1 | 1 | 2 | 0 | 0 | 1 | 0 | 0 | 0 | 0 | 0 | 0 | 0 | 0 | 1 | 0 | 0 | .350 |
| May 07 | vs Alabama | *of | 3 | 0 | 1 | 0 | 0 | 0 | 0 | 0 | 0 | 0 | 0 | 0 | 0 | 0 | 0 | 0 | 0 | 0 | .350 |
| May 15 | FORDHAM | *of/of | 0 | 0 | 0 | 1 | 0 | 0 | 0 | 2 | 0 | 0 | 0 | 1 | 0 | 0 | 0 | 1 | 0 | 0 | .350 |
| May 16 | USF | *of/of | 2 | 0 | 1 | 2 | 0 | 1 | 0 | 0 | 0 | 1 | 0 | 0 | 0 | 0 | 0 | 0 | 1 | 0 | .352 |
| May 17 | USF | *of/of | 2 | 1 | 0 | 0 | 0 | 0 | 0 | 1 | 0 | 0 | 0 | 0 | 0 | 0 | 0 | 0 | 1 | 0 | .347 |
| May 22 | DUKE | *of | 2 | 1 | 1 | 0 | 0 | 0 | 0 | 1 | 0 | 0 | 0 | 0 | 0 | 0 | 0 | 0 | 1 | 0 | .349 |
| Totals | | | 57qs | 146 | 35 | 51 | 40 | 10 | 2 | 7 | 21 | 0 | 0 | 8 | 1 | 4 | 0 | 19 | 42 | 0 | .349 |



LEXI KING

RHP • R/R • 5-8 • Sophomore
 Windermere, Fla. • Windermere HS

99

CAREER STATS

| Year | ERA | W-L | APP | GS | CG | SHO | SV | IP | H | R | ER | BB | SO | 2B | 3B | HR | BF | B.AVG | WP | HBP | BK | SF | SH |
|--------------|-------------|------------|-----------|----------|----------|------------|----------|-------------|-----------|-----------|----------|----------|----------|----------|----------|----------|-----------|-------------|----------|----------|----------|----------|----------|
| 2025 | 2.69 | 3-1 | 10 | 0 | 0 | 0/5 | 0 | 13.0 | 15 | 5 | 5 | 2 | 3 | 3 | 0 | 1 | 56 | .283 | 0 | 1 | 0 | 0 | 0 |
| 2026 | 5.73 | 0-0 | 4 | 0 | 0 | 0/1 | 0 | 3.2 | 6 | 3 | 3 | 1 | 0 | 0 | 0 | 2 | 16 | .400 | 0 | 0 | 0 | 0 | 0 |
| TOTAL | 3.29 | 3-1 | 15 | 0 | 0 | 0/6 | 0 | 17.0 | 24 | 10 | 8 | 3 | 3 | 4 | 0 | 3 | 76 | .333 | 0 | 1 | 0 | 0 | 0 |

SEASON HIGHS

| Category | No. | Opponent (Last) | Date |
|----------------|-----|--------------------|---------|
| Innings | 1.0 | 2x (Wichita State) | 2/13/26 |
| Longest Start | 0.0 | - | - |
| Shortest Start | 0.0 | - | - |
| Longest Relief | 1.0 | 3x (Charlotte) | 2/28/26 |
| Hits | 3 | Akron | 2/8/26 |
| Runs | 2 | Akron | 2/8/26 |
| Earned Runs | 2 | Akron | 2/8/26 |
| Walks | 1 | Wichita State | 2/13/26 |
| Strikeouts | - | - | - |

CAREER HIGHS

| Category | No. | Opponent (Last) | Date |
|----------------|-----|---------------------|---------|
| Innings | 2.1 | Southern Miss | 2/15/25 |
| Longest Start | 0.0 | - | - |
| Shortest Start | 0.0 | - | - |
| Longest Relief | 2.1 | Southern Miss | 2/15/25 |
| Hits | 4 | Missouri State | 3/2/25 |
| Runs | 2 | Akron | 2/8/26 |
| Earned Runs | 2 | Akron | 2/8/26 |
| Walks | 1 | 2x (Wichita State) | 2/13/26 |
| Strikeouts | 1 | 2x (Missouri State) | 3/2/25 |
| Pitches | 40 | Southern Miss | 2/15/25 |

PLAYER PROFILE

- » Made 11 appearances in the circle as a freshman in 2025 ... Posted a 3-1 record with a 2.63 ERA in 13.1 innings pitched while allowing 18 hits, five earned runs and two walks with three strikeouts ... Threw a scoreless inning while allowing a hit in her collegiate debut during a 23-0 win over Lipscomb (Feb. 7) ... Pitched two scoreless innings of relief while allowing two hits to earn her first college victory against Bradley (Feb. 8) ... Improved to 2-0 after throwing 2.1 scoreless innings of relief during a 12-4 win over Southern Miss (Feb. 15) ... Threw a shut-out inning of relief while allowing just one hit in an 8-0 win over Baylor (Feb. 22) ... Fanned one during a scoreless inning of relief against Iowa (March 1) ... Earned her third win of the season after allowing one run on four hits while striking out one in two innings of work against Missouri State (March 2) ... Threw two shutout innings of one-hit relief while picking up a strikeout in a win at North Florida (April 7).
- » Played varsity as a sixth grader at Windermere High School in Windermere, Fla. Played travel ball with Tennessee Mojo Fisher.
- » Cousin is former Oklahoma catcher and three-time All-American Jessica Shults. Is a fan of the Atlanta Braves and enjoys wakesurfing in her free time.
- » Was a National Honor Society member in high school.

CAREER HONORS

- » First-Year SEC Academic Honor Roll (2025)
- » Easton/NFCA Scholar-Athlete (2025)
- » No. 23 Overall Player Extra Inning Softball (2024)
- » Orlando Sentinel Player of the Year (2024)


GAME-BY-GAME

| Date | Opponent | GS | IP | H | R | ER | BB | SO | 2B | 3B | HR | WP | BK | HBP | IBB | Score | W-L | Sv | ERA | NP |
|---------------|------------------|----------|------------|----------|----------|----------|----------|----------|----------|----------|----------|----------|----------|----------|----------|-------------|------------|----------|-------------|----------|
| Feb 08 | vs Akron | 1.0 | 3 | 2 | 2 | 0 | 0 | 0 | 0 | 0 | 1 | 0 | 0 | 0 | 0 | 21-3 | 0-0 | 0 | 14.00 | 25 |
| Feb 13 | vs Wichita State | 1.0 | 1 | 1 | 1 | 1 | 0 | 0 | 0 | 0 | 1 | 0 | 0 | 0 | 0 | 10-2 | 0-0 | 0 | 10.50 | 17 |
| Feb 21 | SEMO | 0.2 | 1 | 0 | 0 | 0 | 0 | 0 | 0 | 0 | 0 | 0 | 0 | 0 | 0 | 16-2 | 0-0 | 0 | 7.88 | 6 |
| Feb 28 | CHARLOTTE | 1.0 | 1 | 0 | 0 | 0 | 0 | 0 | 0 | 0 | 0 | 0 | 0 | 0 | 0 | 9-0 | 0-0 | 0 | 5.73 | 11 |
| Totals | | 0 | 3.2 | 6 | 3 | 3 | 1 | 0 | 0 | 0 | 2 | 0 | 0 | 0 | 0 | 56-7 | 0-0 | 0 | 5.73 | - |

2026 ARKANSAS RAZORBACKS



1
BRINLI BAIN
 Fr. • 5-5 • L/R
 C/INF • Eagleville, Tenn.
 Brynn-Lee




4
REIS BEUERLEIN
 Sr. • 5-9 • R/R
 RHP • Cave Creek, Ariz.
 BUR-line




5
ASHTYN REICHARDT
 R-Fr. • 5-7 • L/L
 OF • Katy, Texas




6
ELLA MCDOWELL
 So. • 5-6 • R/R
 INF • Richmond, Texas




8
KYLER DEL DUCA
 Fr. • 5-4 • R/R
 UTL • Chino, Calif.



11
ROBYN HERRON
 Sr. • 5-10 • R/L
 LHP • Tampa, Fla.
 Heron



12
PAYTON BURNHAM
 So. • 5-8 • R/R
 RHP/UTL • Eugene, Ore.




13
KASEY WOOD
 Jr. • 5-8 • R/R
 UTL • Bentonville, Ark.




14
KARLIE DAVISON
 Sr. • 5-8 • R/R
 INF • Torrance, Calif.



15
LILLIE-FAYE MCWHORTER
 Fr. • 5-9 • R/R
 RHP • Warren, Ark.



16
RAMSEY WALKER
 So. • 5-7 • R/R
 OF • Shreveport, La.




17
KENNEDY MILLER
 Jr. • 5-8 • R/R
 C • Georgetown, Texas



20
TIANNA BELL
 Sr. • 5-5 • R/R
 INF • Antioch, Calif.
 Tee-on-uh



21
AVA CARTER
 So. • 5-6 • L/R
 OF • Paragould, Ark.




22
DAKOTA KENNEDY
 SR. • 5-7 • L/R
 OF • Sacramento, Calif.



23
REAGAN JOHNSON
 Sr. • 5-4 • L/R
 OF • Karnes City, Texas




25
CAM HARRISON
 So. • 5-10 • R/R
 RHP/UTL • Brookshire, Texas




26
ATALYIA RIJO
 Sr. • 5-7 • L/R
 INF • Horseheads, N.Y.
 Uh-TAL-ia RE-ho



30
KHAMARI HALL
 Fr. • 5-3 • L/L
 OF • League City, Texas




32
SAYLOR TIMMERMAN
 Fr. • 6-1 • R/R
 RHP • Minocqua, Wis.



34
JAYDEN RAMOS
 So. • 5-10 • R/R
 INF • Fresno, Calif.



45
JAYDEN WELLS
 Jr. • 5-6 • R/R
 UTL • Paris, Ark.



46
KAILEY WYCKOFF
 Sr. • 5-7 • L/L
 UTL • Katy, Texas
 Why-KOFF



99
LEXI KING
 So. • 5-8 • R/R
 RHP • Windermere, Fla.



COURTNEY DEIFEL
 Head Coach
 11th Season



MATT MEUCHEL
 Asst. Coach • 3rd Base Coach
 10th Season



DJ GASSO
 Asst. Coach • (Hitting)
 Third Season



PARKER STAGGS
 Asst. Coach • (Pitching)
 First Season