

# NEBRASKA

## SOFTBALL



### NCAA WOMEN'S COLLEGE WORLD SERIES

TUESDAY	WEDNESDAY	THURSDAY
Travel Day	Practice Day	vs. #10 Arkansas 8:30 p.m. (Central)
		Video: ESPN2

Live audio of every Nebraska game available on Huskers.com & the Huskers app

The No. 1 Nebraska softball team (49-6) will make its eighth Women's College World Series appearance on Thursday, May 28, as it takes on the No. 10 Arkansas Razorbacks at Devon Park in Oklahoma City, Okla.

Thursday's action will start at 8:30 p.m. (CT). NU is the No. 4 overall seed in the NCAA Tournament and Arkansas is the No. 5 overall seed.

NU finished the regular season with a 43-6 (.878) record, good for the best regular-season winning percentage in program history. The Huskers went 23-1 in Big Ten play, which tied the Big Ten record for conference wins in a season, and clinched an outright Big Ten regular-season title. The Huskers also won the Big Ten Tournament last weekend to grab their 22nd overall conference title. NU downed South Dakota once and Grand Canyon twice in the Lincoln Regional last weekend to advance to Super Regionals. The 10th regional title in program history was powered by pitching, as Jordy Frahm and Alexis Jensen allowed only four hits and one run across three games. At the Lincoln Super Regional, Nebraska beat No. 15 Oklahoma State by scores of 8-1 and 9-1 (5 inn.) to advance to its first WCWS since 2013.

Every game this weekend - and every game this season - will have a free radio broadcast with Nate Rohr on the call. The radio broadcast is available at Huskers.com/listen and on the official Huskers app. The games will also be aired live on B107.3 FM. Thursday's game will be televised on ESPN2.

### LEADING OFF

- The Huskers are ranked No. 1 by both the NFCA Coaches Poll and the USA Softball Poll this week. It is the best ranking in school history.
- **Jordy Frahm** was named to the Top 3 Watch List for the USA Softball Collegiate Player of the Year. **Alexis Jensen** is on the NFCA Freshman of the Year Top 3 list.
- The Huskers have two wins over top-ranked teams this season -- 8-5 over Texas on Feb. 7 and 3-2 over Texas Tech on Feb. 15.
- Nebraska won both the Big Ten regular season and tournament crowns. It is the ninth time in school history NU has swept conference titles.
- The Huskers finished the regular season ranked third in the NCAA RPI and had the second-toughest non-conference strength of schedule in the nation.
- Nebraska is making its eighth Women's College World Series appearance in school history and fourth under Rhonda Revelle.
- Nebraska has the longest active win streak in the country at 26 games. That mark is a school record for consecutive wins. NU also has a 51-6 record, which is good for a .895 winning percentage, which is the best in the country.
- The Huskers went 5-3 in the regular season against teams in this year's WCWS field.

### HUSKERS TO WATCH



**Jordy Frahm** was named to the Top 3 List for USA Softball's Collegiate Player of the Year. The Big Ten Pitcher of the Year leads the Huskers with a .416 batting average this season and is 20-4 in the circle.



**Alexis Jensen** was the Big Ten Freshman of the Year and is 25-2 in the circle with a 2.39 ERA. She is on the NFCA Freshman of the Year Top 3 list.

### 2026 SCHEDULE (51-6, 23-1 B1G)

<i>UTSA Invitational (San Antonio, Texas)</i>		
Feb. 6	vs. Washington	W, 8-5
Feb. 6	vs. #1 Texas	L, 10-15
Feb. 7	vs. #1 Texas	W, 8-5
Feb. 7	at UTSA	W, 6-3
Feb. 8	vs. Washington	L, 2-3
<i>Shriners Children's Clearwater Invitational (Clearwater, Fla.)</i>		
Feb. 12	vs. #12 LSU	W, 6-0
Feb. 12	vs. #20 Georgia	L, 5-6
Feb. 13	vs. #3 Tennessee	L, 1-4
Feb. 14	vs. UCF	W, 6-0
Feb. 15	vs. #1 Texas Tech	W, 3-2
<i>Mary Nutter Collegiate Classic (Cathedral City, Calif.)</i>		
Feb. 20	vs. #13 South Carolina	W, 9-1 (5)
Feb. 20	vs. Hawaii	W, 13-0 (5)
Feb. 21	vs. #11 Texas A&M	W, 8-2
Feb. 22	vs. Seattle	W, 9-0 (6)
Feb. 22	vs. California	W, 6-0
Feb. 26	at #21 Oklahoma State	L, 1-2 (11)
Feb. 27	vs. South Dakota State	W, 8-1
Feb. 27	at Tulsa	W, 9-1 (6)
Feb. 28	at #21 Oklahoma State	W, 4-3
March 1	at #21 Oklahoma State	Canceled
<i>Big Red Spring Classic (Bowlin Stadium)</i>		
March 5	South Dakota State	W, 9-4
March 5	South Dakota State	W, 8-0 (5)
March 7	Omaha	W, 4-1
March 8	Omaha	W, 10-2 (6)
March 13	Michigan	W, 5-2
March 14	Michigan	W, 8-4
March 14	Michigan	W, 5-2
March 20	at Michigan State	W, 2-0
March 21	at Michigan State	W, 13-0 (6)
March 22	at Michigan State	W, 4-1
March 27	#7 UCLA	W, 4-1
March 28	#7 UCLA	L, 5-6
March 29	#7 UCLA	W, 8-4
March 31	at Creighton	W, 8-2
April 3	Rutgers	W, 8-0 (5)
April 4	Rutgers	W, 5-3
April 5	Rutgers	W, 11-5
April 10	at Wisconsin	W, 5-0
April 11	at Wisconsin	W, 6-0
April 12	at Wisconsin	W, 12-2 (5)
April 17	at Minnesota	W, 4-0
April 18	at Minnesota	W, 17-2 (5)
April 19	at Minnesota	W, 11-2 (6)
April 21	at Omaha	W, 11-4
April 24	Iowa	W, 9-1 (6)
April 24	Iowa	W, 5-2
April 25	Iowa	W, 13-0 (5)
May 1	at Penn State	W, 5-1
May 2	at Penn State	W, 10-4
May 3	at Penn State	W, 13-5
May 7	Michigan	W, 4-2
May 8	Indiana	W, 5-0
May 9	#6 UCLA	W, 7-2
<i>NCAA Lincoln Regional</i>		
May 15	South Dakota	W, 4-1
May 16	#21 GCU	W, 2-0
May 17	#21 GCU	W, 1-0
<i>NCAA Lincoln Super Regional</i>		
May 21	#15 Oklahoma State	W, 8-1
May 22	#15 Oklahoma State	W, 9-1 (5)
<i>NCAA Women's College World Series</i>		
May 28	#10 Arkansas	8:30 p.m.

NEBRASKA SOFTBALL FACTS

UNIVERSITY INFORMATION

Location	Lincoln, Neb.
Population	294,757
Founded	1869
Enrollment	25,390
Nickname	Cornhuskers, Huskers
Colors	Scarlet & Cream
Conference	Big Ten
Director of Athletics	Troy Dannen

ATHLETIC COMMUNICATIONS

Softball Contact	Paige Trutna
E-Mail	ptrutna2@huskers.com
Cell Phone	(402) 429-7576

2026 COACHING STAFF

Head Coach	Rhonda Revelle
Nebraska Record	1,221-686 (34th year)
Career Record	1,229-702 (35th year)
Assoc. Head Coach	Lori Sippel (37th year)
Assistant Coach	Diane Miller (18th year)
Assistant Coach	Olivia Ferrell (3rd year)
Director of Operations	Erin Bohling (6th year)

2025 SEASON REVIEW

Overall Record	43-15
Big Ten Record (Finish)	17-5 (t-2nd)
NCAA Record (Finish)	4-2 (t-9th)

2026 TEAM OUTLOOK

Letterwinners Returning/Lost	18/5
Total Starters Returning/Lost	9/2
Position Starters Returning/Lost	7/2
Starting Pitchers Returning/Lost	2/0
Returning All-Conference Players	7*
Returning All-Region Players	9*
Returning All-Americans	1*
Newcomers	4

\*includes honors at a player's previous school

STADIUM INFORMATION

Home Stadium	Bowlin Stadium
Record at Bowlin Stadium	308-123 (.702)
Capacity	3,360

PROGRAM HISTORY

First Year of Softball	1976
All-Time Record	1,701-979 (.629)
All-Time Conference Record	494-333 (.597)
Big Ten Record	213-124 (.632)
Overall Conference Titles	22
Big Eight Titles	12
Big 12 Titles	6
Big Ten Titles	4
NCAA Tournament Appearances	28
WCWS Appearances	8
NCAA Tournament Record	74-58 (.561)
NCAA Regional Record	61-39 (.610)
NCAA Super Regional Record	5-5 (.500)
WCWS Record	8-14 (.363)
NFCA All-Americans	31
CSC Academic All-Americans	32

PRONUNCIATION GUIDE

Katelyn Caneda	kuh-NAY-duh
Hannah/Lauren Camenzind	Cam-inn-zend
Hannah Coor	CORE
Ava Kuszak	KOOS-zak
Charlie Muhlbach	MULE-bock
Rhonda Revelle	ruh-VELL
Lori Sippel	SIH-pull
Malia Thoms	TOMES
Talia Tokheim	TALL-yuh TOKE-heim

NEBRASKA ROSTER & SCHEDULE

• Nebraska's roster features 23 players, tied for the largest roster in school history. The roster features 11 Nebraska natives. Nebraska's squad is made up of 12 seniors, five juniors, three sophomores, one redshirt freshman and two true freshmen.

ALL-REGION PLAYERS

- Jordy Frahm, RHP/UTL
  - Ava Kuszak, INF
  - Samantha Bland, INF/OF
  - Hannah Camenzind, LHP/UTL
  - Lauren Camenzind, INF\*
  - Katelyn Caneda, INF
  - Olivia DiNardo, C/UTL\*
  - Jesse Farrell, C\*
  - Kacie Hoffmann, OF
- \*all-region selection at previous school

ALL-CONFERENCE PLAYERS

- Jordy Frahm, RHP/UTL
  - Samantha Bland, INF/OF
  - Hannah Camenzind, LHP/UTL\*
  - Katelyn Caneda, INF
  - Ava Kuszak, INF
  - Kylee Magee, RHP\*
  - Jesse Farrell, C\*
- \*all-conference selection at previous school

2026 TEAM CAPTAINS

- Jordy Frahm, Sr.
- Ava Kuszak, Sr.
- Alina Felix, Sr.

• **Rhonda Revelle** has won more games than any other head coach (male or female) in the history of Husker Athletics. Entering the 2026 season, Revelle has the fifth-most wins of any active Division I head coach. Revelle is in her 34th season and is the longest-tenured head coach in Husker Athletics history.

• Associate Head Coach **Lori Sippel** is in her 37th year at Nebraska. Sippel is the longest-tenured female assistant coach in the history of Nebraska Athletics.

• Revelle (1981-83) and Sippel (1985-88) also played for NU. Including their playing and coaching careers, Revelle and Sippel have been a part of 1,513 of Nebraska's 1,690 all-time victories (90 percent).

• Assistant coach **Diane Miller** is in her 18th season. Miller has helped Nebraska's offense set more than 40 school records, including 16 last season.

• Assistant coach **Olivia Ferrell** rounds out the Husker coaching staff. She is in her third season as a coach. Ferrell won a Big Ten Championship in 2022 when she played for NU.

• The Huskers are scheduled to play 50 regular-season games in 2026, including 16 home contests, 19 true road tests and 15 neutral matchups. NU will have more road games than home games for the first time since 2023. The Big Red will play 24 games against 14 different teams that qualified for the 2025 NCAA Tournament, including defending national champion Texas and defending runner-up Texas Tech.

• Nebraska will play a 24-game Big Ten schedule in 2026. The Big Red will host Michigan, UCLA, Rutgers and Iowa and will travel to Michigan State, Wisconsin, Minnesota and Penn State. The Huskers' 2026 Big Ten slate includes 2025 Big Ten Tournament Champion Michigan and UCLA, who tied with Nebraska for second in last year's regular-season standings. The 2026 Big Ten Tournament will be held in College Park, Md., from May 6-9.

2026 NEBRASKA NUMERICAL ROSTER

NO.	NAME	POS.	B/T	HT.	YR.	HOMETOWN
0	Skarlett Jones	UTL	L/R	5-10	Fr.	Gretna, Neb.
1	Olivia DiNardo	C/UTL	L/R	5-7	Sr.	San Mateo, Calif.
2	Lauren Camenzind	INF	R/R	5-7	Sr.	Valley, Neb.
3	Bella Bacon	INF	R/R	5-10	Sr.	Omaha, Neb.
4	Malia Thoms	OF	L/R	5-4	Jr.	Lincoln, Neb.
7	Ava Kuszak	INF	R/R	5-7	Sr.	Broomfield, Colo.
9	Hannah Camenzind	LHP/UTL	L/L	5-7	Sr.	Valley, Neb.
11	Talia Tokheim	OF	R/R	5-7	Sr.	San Carlos, Calif.
14	Kacie Hoffmann	OF	L/L	5-9	Sr.	Elkhorn, Neb.
15	Kennadi Williams	UTL	R/R	5-4	So.	Lincoln, Neb.
18	Nessa McMillen	OF/UTL	R/R	5-9	So.	Blair, Neb.
23	Hannah Coor	OF	R/R	5-9	Sr.	Yorba Linda, Calif.
25	Jesse Farrell	C/UTL	R/R	6-0	Jr.	Henderson, Nev.
26	Alina Felix	INF/OF	L/R	5-7	Sr.	Tucson, Ariz.
27	Natalia Hill	OF/INF	R/R	5-3	So.	Norwalk, Calif.
29	Samantha Bland	INF	R/R	5-7	Jr.	Chino Hills, Calif.
31	Kylee Magee	RHP	R/R	5-9	Jr.	Anaheim, Calif.
33	Emmerson Cope	RHP	R/R	5-11	Jr.	Topeka, Kan.
55	Dakota Carter	OF	R/R	5-6	Sr.	Eastvale, Calif.
66	Katelyn Caneda	INF/OF	L/R	5-2	Sr.	Cerritos, Calif.
72	Charlie Muhlbach	C/UTL	R/R	5-7	RFr.	Gretna, Neb.
98	Jordy Frahm	RHP/UTL	R/R	5-7	Sr.	Papillion, Neb.
99	Alexis Jensen	LHP/UTL	L/L	5-10	Fr.	Gretna, Neb.

## HUSKERS SWEEP BIG TEN TITLES

Nebraska finished the regular season with a 23-1 record in Big Ten competition, which earned them the outright Big Ten regular-season title. NU swept Michigan, Michigan State, Rutgers, Wisconsin, Minnesota, Iowa and Penn State. The only series the Big Red did not sweep was against then-No. 7 UCLA, and NU grabbed the series 2-1. The Huskers also won the Big Ten Tournament title, downing Michigan, Indiana and UCLA on their way to the crown.

- This is the ninth time in program history that Nebraska has won both the conference regular-season and tournament titles. The team also did it in 1982, 1984, 1985, 1986, 1987, 1988, 1998 and 2004. The Huskers now own 22 total conference titles (11 regular-season, 11 tournament).
- The regular-season championship marked NU's first outright title since 2004. Nebraska had never won a regular-season Big Ten outright championship until this year.
- Rhonda Revelle became the sixth coach in Big Ten history to win multiple regular-season titles. She has now won a conference title in four different decades (1998 - Big 12, 2001 and 2004 - Big 12, 2014 - Big Ten, 2026 - Big Ten).
- Nebraska had six players earn a spot on the All-Big Ten teams. **Jordy Frahm** was the Big Ten Pitcher of the Year, **Alexis Jensen** was the Freshman of the Year and **Rhonda Revelle** was the Coach of the Year. **Frahm** earned a spot on the first team, while **Jensen**, **Hannah Coor**, **Samantha Bland**, **Kacie Hoffmann** and **Ava Kuszak** were all on the second team. **Frahm** and **Coor** represented the Big Red on the All-Defensive Team and **Jensen** was on the All-Freshman Team. **Emmerson Cope** was NU's sportsmanship honoree.

## NEBRASKA ANNOUNCES RHONDA REVELLE FIELD AT BOWLIN STADIUM

Following senior day festivities on the Saturday game of the Iowa series, Nebraska Athletic Director Troy Dannen announced the naming of Rhonda Revelle Field at Bowlin Stadium.

- Revelle is in her 34th season guiding the softball program at her alma mater and has led the Huskers to more than 1,200 victories. Revelle is the winningest coach in Nebraska Athletic history (male or female) and was inducted into the National Fastpitch Coaches Association Hall of Fame in 2010. She has the third-most victories of any active Division I head coach.
- Revelle took over as head coach in 1993 and has led the Huskers to 23 postseason appearances and three Women's College World Series (1998, 2002 and 2013). Revelle has been a part of more than 75 percent of the games in the history of the Husker program, including every game at Bowlin Stadium which opened in 2002. Revelle and longtime associate head coach and fellow Husker alum Lori Sippel have combined to be a part of 90 percent of Nebraska's all-time victories.
- Revelle was a three-year letterwinner while a student at Nebraska, reaching the first Women's College World Series and was named a 1982 All-Big Eight selection.

## TOUGH SCHEDULE PAID OFF FOR THE BIG RED

The Nebraska softball team was able to grab the No. 4 overall seed in this year's NCAA Tournament with its challenging schedule this season.

- Going into Selection Sunday, Nebraska sat at third in the NCAA Softball RPI. The Huskers had the second-hardest non-conference strength of schedule in the nation and have played 15 games against other teams in the top 25 of the RPI. NU is 10-5 in those games and 36-1 against teams outside of the top 25 in the RPI.
- All in all, Nebraska's regular-season opposition this season had a combined winning percentage of .609.
- The Big Red has two wins this season over the No. 1 team in the country. At the Huskers' season-opening tournament in San Antonio, Texas, they downed the Longhorns, 8-5, behind three-run homers by **Ava Kuszak** and **Emmerson Cope** and a scoreless four innings from **Jordy Frahm**. Just over a week later, NU took down Texas Tech, 3-2. The victory included a pitching win from **Alexis Jensen**, a perfect final three innings from **Frahm** and a home run from **Jesse Farrell**.
- Overall, the Huskers have posted 14 wins in 20 games over teams that are currently ranked in the top 25 of the NFCA Coaches Poll or the USA Softball Poll -- Washington, Texas, LSU, UCF, Texas Tech, Texas A&M, Oklahoma State and UCLA.

## NEBRASKA BY THE NUMBERS

**74** **NCAA TOURNAMENT WINS**  
Nebraska has won 72 games in its 28 NCAA Tournament appearances (74-58). The 74 postseason wins tie for 17th in NCAA history.

**32** **ACADEMIC ALL-AMERICANS**  
Huskers have combined to earn 32 Academic All-America honors, a total that ranks third among all Division I softball programs.

**31** **ALL-AMERICANS**  
A total of 19 Huskers have combined for 31 All-America awards, including eight multi-time All-Americans.

**28** **NCAA TOURNAMENTS**  
The Huskers have made 28 appearances in the NCAA Tournament, including 13 straight from 1995 to 2007. Nebraska's 28 postseason appearances rank 13th in NCAA history.

**25** **REVELLE ALL-AMERICANS**  
Rhonda Revelle has guided 16 players to a total of 25 All-America honor in her first 32 seasons as Nebraska's head coach.

**22** **CONFERENCE TITLES**  
Nebraska has won a total of 22 conference championships. The Huskers won 12 Big Eight titles, six Big 12 crowns and have captured a quartet of Big Ten titles.

**17** **TOP-25 RANKINGS**  
Nebraska has been ranked in the final NFCA poll in 17 of the 32 years the poll has existed. The Huskers were one of only six teams nationally to be ranked in the final poll in each of the first 12 years it existed (1995 to 2006).

**16** **REVELLE ACADEMIC ALL-AMERICANS**  
Rhonda Revelle has produced 15 academic All-Americans at Nebraska. That total ranks fourth among all active Division I softball head coaches.

**8** **WCWS APPEARANCES**  
Nebraska has advanced to the Women's College World Series eight times to rank 15th in NCAA history.

**4** **SOFTBALL OLYMPIANS**  
Four former Huskers have competed in the Olympics, combining for five Olympic Games. A fifth Husker (Taylor Edwards) was a 2020 Olympic alternate for Team USA.

COLLEGE SOFTBALL POLLS

USA TODAY/NFCA COACHES POLL (FINAL REGULAR SEASON)

Rk.	Team	Pts.	Record	Prev.
1.	Nebraska (26)	768	46-6	2
2.	Oklahoma (2)	720	48-8	1
3.	Alabama (2)	707	49-7	4
4.	Texas Tech (1)	671	52-6	3
5.	UCLA	629	47-8	6
6.	Texas	603	42-10	9
7.	Florida State	600	49-8	8
8.	Tennessee	583	42-10	5
9.	Florida	561	48-10	7
10.	Arkansas	494	42-11	10
11.	Virginia Tech	437	46-10	13
12.	Oregon	424	40-12	11
13.	Duke	404	39-14	12
14.	Stanford	357	37-13	14
15.	Oklahoma State	306	38-15	16
16.	Georgia	298	38-18	17
17.	Texas A&M	284	36-17	15
18.	LSU	219	37-17	18
19.	Arizona State	191	41-16	24
20.	Mississippi State	187	38-18	19
21.	Grand Canyon	175	52-8	21
22.	Arizona	162	35-16	20
23.	UCF	81	38-16-1	22
24.	Virginia	74	38-13	23
25.	Louisville	66	44-12	25

ESPN.COM/USA SOFTBALL POLL (5/12)

Rk.	Team	Record	Pts.	Prev.
1.	Nebraska (13)	46-6	603	2
2.	Alabama (6)	49-7	595	3
3.	Texas (3)	42-10	572	6
4.	Oklahoma (3)	48-8	568	1
5.	Arkansas	42-11	516	5
6.	Texas Tech	52-6	478	4
7.	UCLA	47-8	451	8
8.	Tennessee	42-10	445	7
9.	Florida State	49-8	426	10
10.	Florida	48-10	423	9
11.	Georgia	38-18	376	T13
12.	Duke	39-14	337	12
13.	Oregon	40-12	315	11
14.	Virginia Tech	46-10	279	16
15.	Oklahoma State	38-15	264	15
16.	Texas A&M	36-17	263	T13
17.	Stanford	37-13	213	17
18.	LSU	37-17	207	18
19.	Arizona State	41-16	166	T25
20.	Mississippi State	38-18	156	19
21.	Arizona	35-16	139	20
22.	Clemson	32-20	81	21
23.	UCF	38-16-1	64	22
24.	Louisville	44-12	41	24
25.	Grand Canyon	52-8	35	T25

PITCHING TRIO SOLID FOR HUSKERS

The pitching staff of **Jordy Frahm**, **Alexis Jensen** and **Hannah Camenzind** has been impressive for the Huskers, with the three combining for 50 of Nebraska's 51 wins in the circle. All three have been the Big Ten Pitcher of the Week at some point this season, marking the first time that NU has had three different pitchers win Big Ten Pitcher of the Week in the same season.

- **Frahm** and **Jensen** have started 45 games for the Big Red and have a combined record of 45-6. The two have accounted for every win the Huskers have against a ranked team this season. In the games that **Jensen** has started and **Frahm** has come in in relief, the two combine for a record of 15-0 and an ERA of 1.78 with 155 strikeouts.
- **Frahm** and **Jensen** are the only two pitchers in the country to have struck out 215+ batters and allow 35 or fewer walks.
- In the Huskers' win over then-No. 1 Texas on Feb. 7, **Jensen** tossed the first three innings before **Frahm** came in and threw four innings with no runs to claim the win. When NU beat then-No. 1 Texas Tech, **Jensen** grabbed the win, as she pitched the first four innings of the game and allowed only one earned run. **Frahm** threw a perfect final three innings with four strikeouts to claim the save.
- **Frahm** has eight more saves (12) than the next-closest pitcher in the Big Ten. **Jensen** has the most strikeouts (217) and wins (25) of any freshman pitcher in the country and in Nebraska history.
- **Hannah Camenzind** had a solid weekend at the Mary Nutter Collegiate Classic, solidifying her place in NU's pitching rotation and earning her Big Ten Pitcher of the Week honors. **Camenzind** went 2-0 in the circle and threw a five-inning no-hitter against Hawaii. She tossed 10.0 innings last weekend and allowed no runs and only four hits. Her opponents averaged .118 at the plate. **Camenzind** is 5-0 this season and has not posted a loss since March 1, 2025.

NEBRASKA PITCHERS IN THE NATIONAL RANKINGS

PLAYER	STAT	MARK	RANK	B1G RANK
Jordy Frahm	Saves	12	1	1
Team	Strikeout-to-Walk Ratio	5.17	2	1
Team	Strikeouts per Seven Innings	8.99	2	1
Jordy Frahm	Strikeout-to-Walk Ratio	7.80	3	1
Alexis Jensen	Strikeout-to-Walk Ratio	6.20	4	2
Jordy Frahm	ERA	1.14	4	1
Jordy Frahm	Shutouts	8	4	1
Team	ERA	1.85	5	1
Jordy Frahm	WHIP	0.85	5	1
Team	WHIP	1.00	6	1
Team	Hits Allowed per Seven Innings	5.24	7	1
Alexis Jensen	Wins	25	7	2
Jordy Frahm	Strikeouts	234	9	1
Alexis Jensen	Strikeouts	217	14	2
Alexis Jensen	WHIP	1.00	15	2

THE LAST TIME A HUSKER

Had 6+ At Bats	5 players vs. Wisconsin (5/8/16)
Had 5+ Hits	Brooke Andrews (5) vs. Northern Colorado (3/17/24)
Scored 4+ Runs	Ava Kuszak (4) vs. Montana (2/16/25)
Had 3+ Doubles	Cam Ybarra (4) vs. Lehigh (3/7/20)
Had 2+ Homers	Jordy Frahm (2) at Penn State (5/3/26)
Had 3+ Homers	Samantha Bland (3) at Iowa (4/5/25)
Homered in 1st Career AB	Hailey Decker vs. UIC (2/8/13)
Stole 3+ Bases	Nikki Haget (3) vs. La Salle (3/12/11)
Drew 4+ Walks	Billie Andrews (4) vs. Rutgers (4/2/22)
Had 3+ HBP	Samantha Owen (3) vs. Pittsburgh (2/17/19)
Had 5+ RBIs	Jesse Farrell (5) vs. Oklahoma State (5/22/25)
Threw a No-Hitter	Hannah Camenzind vs. Hawaii (5 inn., 2/20/26)
Threw a Perfect Game	Ashley DeBuhr vs. Iowa St. (4/13/05)
Had 10+ Strikeouts	Jordy Frahm (16) vs. GCU (5/16/26)
Had 15+ Strikeouts	Jordy Frahm (16) vs. GCU (5/16/26)
Had a 10-Game Hit Streak	Hannah Camenzind (15) in 2026
Had a 15-Game Hit Streak	Hannah Camenzind (15) in 2026
Had a 20-Game Hit Streak	Billie Andrews (23) in 2022
Had a 25-Game Hit Streak	Taylor Edwards (25) in 2013-14

## HUSKERS RELYING ON EXPERIENCE

The Nebraska softball team will rely on its experience in 2026, as the squad includes 12 seniors and 11 players with 100+ games played in their careers.

- Nebraska returns 97% of its innings pitched from last year, including 58% from 2025 NFCA Player of the Year **Jordy Frahm**.
- The Big Red welcomes back 84% of its at-bats from last season, including the top nine batting averages. **Frahm** and **Ava Kuszak** highlight the returning bats, as both are in the top 10 in school history for single-season batting average (Frahm, 1st, .462; Kuszak, 7th, .412).
- 11 total Huskers on this year's roster have played 100+ games in their career and 10 have started more than 80 games.
- The Huskers' 23-player roster includes 12 seniors and 17 total upperclassmen, 15 of which were on last season's Super Regional team.
- With last year's Super Regional berth, 20-of-23 (87%) of the NU's 2026 squad has experience being in the NCAA Tournament. **Frahm** and **Hannah Coor** have WCWS experience and won national championships at Oklahoma.

## A LOOK AT THE HUSKERS' NEWCOMERS

- **Hannah Coor** is a senior outfielder who came from Oklahoma, where she was a three-time national champion and played with current Husker Jordy Frahm. Coor appeared in 152 games with 25 starts in her time with the Sooners. She owns a perfect 1.000 fielding percentage and has racked up 31 hits and 23 RBI on a .279 batting average. Coor was named a Big Ten Player to Watch prior to the 2026 season.
- **Jesse Farrell**, a junior catcher from UNLV, is the Huskers' second transfer for 2026. Farrell was on the All-Mountain West second team in 2025 and was tabbed Second-Team NFCA All-West Region in 2024. Also in 2024, she was one of 25 finalists for the National Freshman of the Year. In her two years at UNLV, Farrell played in 100 games and started 99. She has 221 putouts with 139 assists in her career, along with a .338 batting average with 100 hits, 74 RBI and 19 homers.
- Nebraska adds freshman two-way phenom **Alexis Jensen** to its pitching staff and batting order in 2026. Jensen, a state champion at Gretna, was a MaxPreps Second-Team All-American in 2025 and a two-time Nebraska Gatorade Player of the Year. Jensen was also a three-time Nebraska-All State Team member and owns Gretna program records in batting average (.445), career wins (83), strikeouts (959) and ERA (1.30). Jensen is a D1 Softball and Softball America Freshman to Watch.
- **Skarlett Jones** rounds out the newcomers for Nebraska. Jones played with Jensen and redshirt freshman Carlie Muhlbach at Gretna, where she was a state champion in 2024. Jones was on the Nebraska All-State team twice and was a two-time Omaha World-Herald All-Nebraska selection. She posted a .409 batting average and .502 on-base percentage in her high school career.

## NU'S OFFENSE LAST SEASON

Nebraska returns a majority of its high-powered offense from 2025 that set 16 records, individually and as a team.

### THE LAST TIME NEBRASKA...

Beat a No. 1 Team	vs. No. 1 Texas Tech (3-2 on 2/15/26)
Beat a Top-5 Team	vs. No. 1 Texas Tech (3-2 on 2/15/26)
Beat a Top-10 Team	vs. #6 UCLA (7-2 on 5/9/26)
Beat a Ranked Team	vs. #15 Oklahoma State (9-1, 5 inn. on 5/23/26)
Won When Trailing After 6 Innings	vs. South Dakota State (2/28/25)
Lost When Leading After 6 Innings	at No. 21 Oklahoma State (2/28/26)
Scored 10+ Runs	vs. Penn State [13] (5/3/26)
Scored 15+ Runs	at Minnesota [17] (4/18/26)
Scored 20+ Runs	vs. Texas A&M-Corpus Christi [20] (2/14/25)
Allowed 10+ Runs	vs. Texas [15] (2/6/25)
Allowed 15+ Runs	vs. Texas [15] (2/6/25)
Allowed 20+ Runs	vs. Northwestern [22] (4/27/23)
Recorded 15+ Hits	at Minnesota [15] (4/18/26)
Recorded 20+ Hits	at Maryland [21] (4/3/16)
Hit 6+ Doubles	vs. Montana [6] (2/17/24)
Hit 4+ Home Runs	at Omaha [4] (4/21/26)
Stole 6+ Bases	at Purdue [6] (4/13/19)
Drew 10+ Walks	at Iowa [10] (4/4/25)
Was No-Hit	at No. 24 Minesota (4/7/21)

## COLLEGE SOFTBALL POLLS

### D1 SOFTBALL POLL (5/5)

Rk.	Team	Record
1.	Oklahoma	48-7
2.	<b>Nebraska</b>	<b>43-6</b>
3.	Alabama	47-6
4.	Texas Tech	49-5
5.	Arkansas	41-10
6.	Texas	39-10
7.	Tennessee	42-9
8.	Florida State	46-8
9.	Florida	47-9
10.	Oregon	40-11
11.	UCLA	45-7
12.	Georgia	36-17
13.	Duke	38-13
14.	Oklahoma State	37-13
15.	Virginia Tech	44-9
16.	Texas A&M	36-16
17.	LSU	37-16
18.	Mississippi State	37-17
19.	Stanford	36-12
20.	Arizona	35-15
21.	UCF	38-15-1
22.	Clemson	32-19
23.	Arizona State	38-16
24.	Louisville	43-11
25.	South Carolina	30-25

### SOFTBALL AMERICA POLL (5/4)

Rk.	Team	Record
1.	Oklahoma	48-7
2.	<b>Nebraska</b>	<b>43-6</b>
3.	Texas Tech	50-5
4.	Alabama	4706
5.	Arkansas	41-10
6.	Tennessee	42-9
7.	Florida State	46-8
8.	Texas	30-19
9.	Oregon	40-11
10.	UCLA	45-7
11.	Duke	38-13
12.	Florida	47-9
13.	Oklahoma State	37-14
14.	Georgia	36-17
15.	Stanford	36-12
16.	Texas A&M	36-16
17.	LSU	37-16
18.	Virginia Tech	44-9
19.	Mississippi State	37-17
20.	Louisville	43-11
21.	UCF	38-15-1
22.	Clemson	32-19
23.	South Carolina	30-25
24.	Arizona	35-16
25.	Indiana	41-13

**BIG TEN STANDINGS**

Rk.	Team	Conference	Overall
1.	Nebraska	23-1	43-6
2.	Oregon	20-4	40-11
2.	UCLA	20-4	45-7
4.	Indiana	17-7	41-13
5.	Northwestern	16-8	29-20
5.	Washington	16-8	35-17
7.	Wisconsin	14-10	30-18
8.	Ohio State	13-11	26-26
9.	Michigan	11-13	33-19
9.	Penn State	11-13	34-19
9.	Purdue	11-13	34-19
12.	Iowa	7-17	27-27
12.	Minnesota	7-17	16-35
14.	Rutgers	6-18	27-27
15.	Maryland	5-19	1929
16.	Illinois	3-20	15-39
16.	Michigan State	3-20	17-34

**HUSKER CONFERENCE HISTORY**

**BIG EIGHT CONFERENCE (1976-1995)**

Year	Record	Finish	Tournament
1977	1-4	t-4th	N/A
1978	4-3	7th	t-6th
1979	3-8	6th	t-6th
1980	8-9	4th	N/A
1981	5-6	3rd	3rd
1982	9-3	1st	1st
1983	3-7	7th	N/A
1984	6-2	1st	1st
1985	11-1	1st	1st
1986	9-3	1st	1st
1987	8-2	1st	1st
1988	7-3	1st	1st
1989	6-4	3rd	t-5th
1990	3-5	5th	2nd
1991	3-5	5th	t-4th
1992	2-6	5th	t-4th
1993	5-11	5th	N/A
1994	5-15	6th	N/A
1995	10-6	3rd	N/A
<b>TOTAL</b>	<b>108-103</b>		<b>12 total titles</b>

**BIG 12 CONFERENCE (1996-2011)**

Year	Record	Finish	Tournament
1996	10-8	4th	2nd
1997	10-6	4th	5th
1998	16-0	1st	1st
1999	10-8	4th	2nd
2000	15-2	2nd	1st
2001	16-2	1st	5th
2002	11-5	2nd	2nd
2003	10-8	6th	t-4th
2004	14-3	1st	1st
2005	9-9	7th	t-5th
2006	13-4	2nd	t-3rd
2007	10-8	5th	t-5th
2008	4-14	t-9th	2nd
2009	9-9	5th	t-5th
2010	7-11	t-6th	t-5th
2011	9-9	6th	N/A
<b>TOTAL</b>	<b>173-106</b>		<b>6 total titles</b>

**BIG TEN CONFERENCE (2012-PRES.)**

Year	Record	Finish	Tournament
2012	14-9	3rd	N/A
2013	16-6	2nd	t-3rd
2014	18-5	t-1st	t-5th
2015	17-6	3rd	2nd
2016	13-9	5th	t-5th
2017	13-10	5th	t-9th
2018	9-13	9th	t-9th
2019	9-14	t-8th	t-9th
2021	22-22	8th	N/A
2022	17-5	2nd	1st
2023	13-10	4th	t-3rd
2024	12-9	4th	t-3rd
2025	17-5	t-2nd	t-3rd
2026	23-1	1st	1st
<b>TOTAL</b>	<b>213-124</b>		<b>4 total titles</b>

- The 2025 Nebraska softball team is first in school history with 107 home runs, 218 extra-base hits and 459 runs.
- The 2025 squad also ranks first in batting average (.346) and slugging percentage (.628) and second in on-base percentage (.430).
- NU notched the most run rule victories in program history with 26 last season.
- The Big Red scored 10+ runs in five straight games from Feb. 14-16 for the first time in program history. NU also notched five home runs in three straight games for what is believed to be the first time in school history.
- Nebraska scored 102 runs in its first 10 games of the season, which marked the quickest the team has hit the 100-run milestone. The Huskers scored 200 runs in their first 23 games of the season, which marked the quickest the team has hit the 200-run milestone. NU scored 300 runs through 37 games, which marked the quickest the team has hit the 300-run milestone. The Big Red hit the 400-run milestone through 49 games, which is the fastest it got to that mark as well.

- **Ava Kuzak** and **Samantha Bland** both posted three-homer games last year and are now tied with Kaylan Jablonski and Christie McCoy for the school record for home runs in a game.
- **Jordy Frahm** and **Ava Kuzak** are both in the Nebraska record books in numerous offensive categories, which are tabled below.

**FRAHM AND KUSZAK IN THE RECORD BOOK**

PLAYER	STAT	MARK	RANK
Jordy Frahm	Batting Average	.462	1st
Jordy Frahm	Runs	72	1st
Jordy Frahm	Home Runs	23	1st
Jordy Frahm	Extra-Base Hits	41	1st
Jordy Frahm	Total Bases	167	1st
Jordy Frahm	Slugging Percentage	.988	1st
Ava Kuzak	Slugging Percentage	.871	2nd
Ava Kuzak	Extra-Base Hits	35	t-2nd
Ava Kuzak	Home Runs	21	t-3rd
Jordy Frahm	RBI's	66	4th
Ava Kuzak	Total Bases	148	4th
Jordy Frahm	Doubles	16	t-4th
Ava Kuzak	RBI's	64	5th
Ava Kuzak	Runs	59	t-5th
Jordy Frahm	Hit by Pitch	11	t-6th
Ava Kuzak	Batting Average	.412	7th
Jordy Frahm	Hits	78	7th

**FRAHM BACK FOR FINAL SEASON**

2025 NFCA Player of the Year and First-Team All-American **Jordy Frahm** returns for her final season of college softball. Frahm (previously Jordy Bahl) got married to former Husker baseball player Trey Frahm over the summer and changed her last name.

**NEBRASKA'S 2026 RECORD WHEN...**

Overall	51-6	Out-Hitting Opponent	46-1
Non-Conference	28-5	Out-Hit by Opponent	3-5
Big Ten Conference	23-1	Scoring First	37-3
Home	20-1	Opponent Scores First	14-3
Neutral	14-4	Scoring in the First Inning	23-2
Road	17-1	Scoring Fewer than 3 Runs	3-3
Night Games	12-2	Scoring 5 or More Runs	29-2
Day Games	39-4	Scoring 10 or More Runs	11-1
Sunday	10-1	Allowing Fewer Than 3 Runs	39-1
Monday	0-0	Allowing 5 or More Runs	4-2
Tuesday	2-0	Allowing 10 or More Runs	0-1
Wednesday	0-0	Leading After Five Innings	41-1
Thursday	4-2	Leading After Six Innings	37-1
Friday	14-2	Trailing After Five Innings	2-4
Saturday	20-1	Trailing After Six Innings	0-4
vs. Ranked Opponents	13-5	Tied After Five Innings	0-1
vs. Unranked Opponents	36-1	Tied After Six Innings	0-1
Extra Innings	0-1	Committing 0 Errors	29-2
1-Run Games	3-4	Committing 2 or More Errors	6-1

- **Frahm** earned numerous major national accolades last season, including being named a top three finalist for both the Honda Award for Softball and the USA Softball Collegiate Player of the Year Award.
- The two-way star was a First-Team All-American for the third time in her career and was named the NFCA DI Player of the Year after leading the Huskers to their first Super Regional appearance since 2014.
- **Frahm** was both the 2025 Big Ten Player of the Year and Big Ten Pitcher of the Year. She is the first athlete in Big Ten history to earn both awards in the same season.
- The Papillion, Neb., native owns the top season marks in school history in extra-base hits (41), home runs (23), runs scored (72), total bases (167), batting average (.462) and slugging percentage (.988).
- **Frahm** ended the season ranked in the top 10 nationally in hits allowed per seven innings (2nd), runs per game (4th), shutouts (4th), total bases (4th), runs (5th), strikeouts (5th), batting average (6th), complete games (6th), slugging percentage (6th), strikeouts per seven innings (6th), wins (6th), WHIP (6th), home runs (7th), ERA (8th), games started (8th) and home runs per game (9th).
- **Frahm** became the first player in NCAA history with more than 20 wins in the circle and more than 20 home runs at the plate in the same season.
- She was the first Husker ever with 15+ home runs and 15+ doubles in the same season, and the second Husker in history to record 60+ hits, runs and RBI in the same season.
- **Frahm** became the first player since 2017 to score more runs (72) than she allowed (68) with a minimum of 130 innings pitched.

### NEBRASKA'S PITCHING STAFF

The Huskers return 97% of their innings pitched from last season, including 206.1 from two-way player Jordy Frahm. NU also welcomes back **Kylee Magee**, **Hannah Camenzind** and **Emmerson Cope** and adds freshman **Alexis Jensen**.

- **Frahm** pitched the majority of the Huskers' innings last year and grabbed a 26-8 record. Her 26 wins were the sixth-most in the country. She finished the year with an ERA of 1.56, eight shutouts and 286 strikeouts. Her opponents logged a batting average of just .156.
- Going into the 2026 season, **Frahm** has the second-lowest ERA (1.27) of any active player in D1. She also has the third-most wins (70), fourth-most career strikeouts (686) and the fourth-most shutouts (23).
- **Kylee Magee** amassed a record of 8-4 with an ERA of 4.38 in her first season back from injury. She logged 45 strikeouts to 37 walks in 48.0 innings pitched.
- **Magee** was on the Pac-12 All-Freshman Team her first year at Arizona State and has a 13-11 record in her career with an ERA of 3.81.
- **Hannah Camenzind** threw the second-most innings for the Huskers last year at 63.0. The two-way player also had the second-lowest ERA on the team at 3.11 and totaled a record of 5-2 in 24 appearances in the circle.
- In her career, **Camenzind** is 19-5 with an ERA of 3.11 and 96 strikeouts.
- **Emmerson Cope** tossed 29.1 innings last season and posted a 4.06 ERA. She was 4-1 in the circle in 2025 with nine strikeouts.
- **Alexis Jensen** will add even more depth to the Huskers' pitching staff, as she was a MaxPreps Second-Team All-American in high school and a two-time Nebraska Gatorade Player of the Year. Jensen has the Gretna records in career wins (83), strikeouts (959) and ERA (1.30).

### NEBRASKA NATIVES POWER RED TEAM

Nebraska softball's 2026 roster boasts 11 local products, which is 48% of the team.

- The Huskers' 11 Nebraska natives come from seven different towns throughout the state -- Gretna, Valley, Omaha, Lincoln, Elkhorn, Blair and Papillion.
- Seniors **Lauren** and **Hannah Camenzind**, **Bella Bacon**, **Kacie Hoffmann** and **Jordy Frahm** all chose different programs out of high school and transferred back to Nebraska to finish out their careers.
- Shortstop Ava Kuzak is from Colorado, but played club ball for Nebraska Gold with **Frahm**

### RHONDA REVELLE FIELD AT BOWLIN STADIUM



Bowlin Stadium opened in 2002 and is in its 25th season in 2026. The facility features space for 3,360 fans and includes an underground system that heats the field. Just past the right field fence is the Alex Gordon Training Complex, a spacious indoor training facility. The clubhouse features a locker room, players' lounge, training room and coaches' offices. In 2026, the field was named Rhonda Revelle Field.

### BOWLIN STADIUM FACTS

- Nebraska has won more than 70% of its games in Bowlin Stadium.
- Bowlin Stadium has hosted five NCAA Regionals (2004, 2005, 2007, 2013 and 2026) and one Super Regional (2026).
- NU has ranked in the top 25 nationally in attendance 16 times at Bowlin Stadium, including five seasons ranked in the top 10.

### YEARLY RECORDS

Year	Record	Pct.
2002	9-5	.643
2003	14-7	.667
2004	14-6	.700
2005	9-7	.563
2006	20-1	.952
2007	18-5	.783
2008	13-9	.591
2009	13-5	.722
2010	12-8	.600
2011	10-4	.714
2012	15-1	.938
2013	18-4	.818
2014	13-3	.813
2015	11-6	.647
2016	11-5	.688
2017	13-6	.684
2018	10-7	.588
2019	7-9	.412
2020	0-0	.000
2021	11-5	.688
2022	14-2	.875
2023	8-5	.615
2024	11-10	.523
2025	14-2	.875
2026	20-1	.952
<b>TOTAL</b>	<b>308-123</b>	<b>.715</b>

### LARGEST CROWDS

1. 3,541	Iowa	4/25/2026
2. 3,451	Oklahoma State	5/23/2026
3. 3,396	Iowa	4/24/2026
4. 3,351	South Dakota	3/15/2026
5. 3,326	GCU	3/16/2026
6. 3,279	Oklahoma State	5/22/2026
7. 3,200	GCU	3/17/2026
8. 3,123	UCLA	3/28/2026
9. 3,021	Maryland	5/3/2025
10. 2,946	UCLA	3/29/2026

## 2026 AWARD TRACKER

## IN-SEASON

*Rhonda Revelle*

- Big Ten Coach of the Year

*Jordy Frahm*

- USA Softball Player of the Year Top 3 List
- Big Ten Pitcher of the Year
- First-Team All-Big Ten
- Big Ten All-Defensive Team
- NFCA All-Mountain Region First Team
- Softball America First-Team All-American
- D1 Softball Clearwater Invitational All-Tournament Team
- Softball America No. 1 Two-Way Player (March)
- Big Ten Pitcher of the Week (3/23)
- Softball America No. 1 Two-Way Player (April)
- Big Ten Pitcher of the Week (4/6)
- Softball America No. 1 Two-Way Player (May)
- Big Ten Pitcher of the Week (4/27)

*Alexis Jensen*

- NFCA Freshman of the Year Top 10 List
- Big Ten Freshman of the Year
- Second-Team All-Big Ten
- NFCA All-Mountain Region Second Team
- Big Ten All-Freshman Team
- Softball America Freshman All-American
- D1 Softball Clearwater Invitational All-Tournament Team
- Softball on Sports Illustrated Co-Freshman of the Week (2/17)
- Softball America No. 27 Pitcher (March)
- Big Ten Pitcher of the Week (3/16)
- Softball on Sports Illustrated Co-Freshman of the Week (3/17)
- Softball America No. 3 Two-Way Player (April)
- Big Ten Freshman of the Week (4/13)
- Softball America No. 4 Two-Way Player (April)

*Hannah Camenzind*

- NFCA All-Mountain Region First Team
- Big Ten Pitcher of the Week (2/23)
- Softball on Sports Illustrated Co-Player of the Week (2/24)
- Softball America No. 3 Two-Way Player (March)
- Softball America No. 29 Outfielder (April)
- Softball on Sports Illustrated Player of the Week (4/28)
- Softball America No. 29 Outfielder (May)

*Hannah Coor*

- NFCA All-Mountain Region Second Team
- Second-Team All-Big Ten
- Big Ten All-Defensive Team

*Jesse Farrell*

- NFCA All-Mountain Region First Team
- Softball America No. 13 Catcher (March)

*Ava Kuszak*

- NFCA All-Mountain Region First Team
- Softball America No. 12 Shortstop (May)
- Second-Team All-Big Ten

*Samantha Bland*

- NFCA All-Mountain Region Third Team
- Second-Team All-Big Ten

*Kacie Hoffmann*

- NFCA All-Mountain Region Second Team
- Second-Team All-Big Ten

*Emmerson Cope*

- Big Ten Sportsmanship Award

## WOMEN'S COLLEGE WORLD SERIES NOTEBOOK

Nebraska is making its eighth overall Women's College World Series appearance and first since 2013.

- Nebraska has been to four Women's College World Series under Rhonda Revelle. She is one of three coaches to lead a team to the WCWS in four different decades.
- Revelle or associate head coach Lori Sippel have been involved in seven of Nebraska's eight WCWS trips. Revelle has been to one WCWS as a player and four as a coach, while Sippel has been to two as a player and four as a coach.
- Nebraska has two players on its roster with WCWS experience in Jordy Frahm and Hannah Coor. Frahm is a two-time national champion with Oklahoma (2022, 2023) and Coor is a three-time title winner with the Sooners (2022, 2023, 2025).
- Nebraska is one of four softball programs to play in the Women's College World Series in each of the five decades the tournament has been played (1980s, 1990s, 2000s, 2010s, 2020s).
- The Huskers' best finish in school history is third place (1984 and 1987). NU finished second in 1985 but that result was vacated by the NCAA.
- Nebraska's last seven games at the WCWS, which date back to 1987, have been one-run games.
- The Huskers are 5-3 (.625) against the other seven teams competing at the Women's College World Series, which is the best winning percentage in the field. The Big Red has wins over Texas, Texas Tech and UCLA and losses to Tennessee and Texas.
- Nebraska's 26-game win streak entering the Women's College World Series is the third-longest since the NCAA introduced Super Regionals in 2005.

## #1 ALABAMA (54-7, 19-5 SEC)

- 16th Women's College World Series appearance
- **2026 Series:** Did not play
- **All-Time Series:** Alabama, 3-1
- **Last Meeting:** Alabama, 2-1 (5/23/14)

## #2 TEXAS (47-11, 16-8 SEC)

- 2025 WCWS Champions
- **2026 Series:** Tied, 1-1
- **All-Time Series:** Texas, 21-19
- **Last Meeting:** Nebraska, 8-5 (2/7/26)

## #5 ARKANSAS (47-11, 15-9 SEC)

- First ever WCWS appearance
- **2026 Series:** Did not play
- **All-Time Series:** Arkansas, 6-2
- **Last Meeting:** Arkansas, 6-1 (2/19/23)

## #7 TENNESSEE (47-10, 16-8 SEC)

- Leads nation with 1.35 team ERA
- **2026 Series:** Tennessee, 1-0
- **All-Time Series:** Tennessee, 8-3
- **Last Meeting:** Tennessee, 4-1 (2/13/26)

## #8 UCLA (52-8, 20-4 BIG TEN)

- Leads nation in nine offensive stats
- **2026 Series:** Nebraska, 3-1
- **All-Time Series:** UCLA, 18-4
- **Last Meeting:** Nebraska, 7-2 (5/9/26)

## #11 TEXAS TECH (57-7, 21-3 BIG 12)

- 2025 WCWS Runner Ups
- **2026 Series:** Nebraska, 1-0
- **All-Time Series:** Nebraska, 33-10
- **Last Meeting:** Nebraska, 3-2 (2/15/26)

## MISSISSIPPI STATE (43-19, 9-15 SEC)

- Upset Oklahoma in Super Regionals
- **2026 Series:** Did not play
- **All-Time Series:** Nebraska, 3-1
- **Last Meeting:** Mississippi State, 3-0 (2/9/25)





# RHONDA REVELLE

**34<sup>TH</sup> SEASON AT NEBRASKA**

**1,221-686 RECORD**

**35<sup>TH</sup> CAREER SEASON**

**1,229-702 RECORD**

**WINNINGEST COACH IN THE HISTORY OF HUSKER ATHLETICS**

**COACH OF THE YEAR IN 3 POWER CONFERENCES**

**NFCA HALL OF FAMER**

## HEAD COACH RHONDA REVELLE

### COACHING STOPS

Nebraska (Head Coach)	1993-present
San Jose State (Assistant)	1989-92
Cal State-Hayward (Assistant)	1988
Nebraska Wesleyan (Head Coach)	1987
Nebraska Wesleyan (Assistant)	1986

### NEBRASKA WESLEYAN (1987)

Year	Record	Conf.	Finish	Tourn.	Finish
1987	8-16	7-5	N/A	--	--

### NEBRASKA (1993-PRESENT)

Year	Record	Conf.	Finish	Tourn.	Finish
1993	18-23	5-11	5th	--	--
1994	25-33	5-15	6th	--	--
1995	43-20	10-6	3rd	--	--
1996	42-23	10-8	4th	3-2	2nd
1997	29-24	10-6	4th	1-2	t-5th
1998	48-12	16-0	1st	4-0	1st
1999	35-21	10-8	4th	3-1	2nd
2000	52-21	15-2	2nd	4-1	1st
2001	51-15	16-2	1st	2-2	t-3rd
2002	50-14	11-5	3rd	3-1	2nd
2003	39-17	10-8	6th	2-2	t-3rd
2004	45-17	14-3	1st	4-0	1st
2005	36-23	9-9	7th	2-2	t-5th
2006	44-12	13-4	2nd	2-2	t-3rd
2007	37-20	10-8	5th	0-1	t-7th
2008	25-28	4-14	t-9th	3-1	2nd
2009	35-19	9-9	5th	0-1	t-7th
2010	30-29	7-11	t-6th	0-1	t-7th
2011	41-14	9-9	6th	--	--
2012	33-22	14-9	3rd	--	--
2013	45-16	16-6	2nd	1-1	t-3rd
2014	44-18	18-5	t-1st	0-1	t-5th
2015	35-23	17-6	3rd	2-1	2nd
2016	35-21	13-9	5th	1-1	t-5th
2017	24-29	13-11	5th	0-1	t-9th
2018	31-23	9-13	9th	0-1	t-9th
2019	21-31	9-14	9th	0-1	t-9th
2020	9-14	0-0	--	--	--
2021	22-22	22-22	8th	--	--
2022	41-16	17-5	2nd	3-0	1st
2023	36-22	13-10	4th	1-1	t-3rd
2024	30-23	12-9	4th	1-1	t-3rd
2025	43-15	17-5	t-2nd	1-1	t-3rd
2026	51-6	23-1	1st	--	--

### COACHING NUMBERS

Conference Coach-of-the-Year Awards	4
Big Ten Coach of the Year	2
Big 12 Coach of the Year	2
Big Eight Coach of the Year	1
Conference Titles	10
Big Ten Conference Titles	4
Big 12 Conference Titles	6
NCAA Tournament Appearances	24
Women's College World Series	4
NFCA All-Americans	25
Academic All-Americans	16

### NFCA HALL-OF-FAME COACHES

(ACTIVE DIVISION I COACHES ONLY)

Coach	Induction Year
<b>Rhonda Revelle, Nebraska</b>	<b>2010</b>
Patty Gasso, Oklahoma	2012
Patrick Murphy, Alabama	2013
Jo Evans, UC Santa Barbara	2015
Karen Weekly, Tennessee	2018
Jenny Allard, Pittsburgh	2022
Lonni Alameda, Florida State	2023
Tim Walton, Florida	2024

### WINS AT CURRENT SCHOOL

(ACTIVE DIVISION I COACHES ONLY)

1. Patty Gasso, Oklahoma	1,619
2. Patrick Murphy, Alabama	1,371
<b>3. Rhonda Revelle, Nebraska</b>	<b>1,221</b>
4. Ken Eriksen, South Florida	1,214
5. Chris Hawkins, USC Upstate	1,180
6. Karen Weekly, Tennessee	1,179

(LIST INCLUDES GAMES THROUGH MAY 25)

### NCAA TOURNAMENTS AT CURRENT SCHOOL

(ACTIVE DIVISION I COACHES ONLY)

1. Patty Gasso, Oklahoma	31
2. Patrick Murphy, Alabama	27
3. Jo Evans, UC Santa Barbara	26
4. Karen Weekly, Tennessee	25
<b>5. Rhonda Revelle, Nebraska</b>	<b>24</b>

### ACADEMIC ALL-AMERICANS

(ACTIVE DIVISION I COACHES ONLY)

1. Patrick Murphy, Alabama	35
2. Karen Weekly, Tennessee	31
3. Tim Walton, Florida	23
<b>4. Rhonda Revelle, Nebraska</b>	<b>16</b>

### NCAA TOURNAMENT (NEBRASKA)

Year	Round	Record	Finish	Rank
1995	Regional	1-2	t-17th	18th
1996	Regional	1-2	t-17th	18th
1997	Regional	2-2	t-9th	25th
1998	WCWS	4-2	t-5th	5th
1999	Regional	4-2	t-9th	20th
2000	Regional	3-2	t-17th	14th
2001	Regional	2-2	t-17th	14th
2002	WCWS	5-2	t-5th	6th
2003	Regional	3-2	t-17th	13th
2004	Regional	3-2	t-9th	14th
2005	Regional	1-2	t-33rd	25th
2006	Regional	2-2	t-17th	15th
2007	Regional	0-2	t-49th	--
2009	Regional	1-2	t-33rd	--
2010	Regional	1-2	t-33rd	--
2011	Regional	2-2	t-17th	21st
2013	WCWS	5-3	t-7th	8th
2014	Super Reg.	4-3	t-9th	16th
2015	Regional	1-2	t-33rd	--
2016	Regional	2-2	t-17th	--
2022	Regional	1-2	t-33rd	--
2023	Regional	2-2	t-17th	--
2025	Super Reg.	4-2	t-9th	13th



**#0 SKARLETT JONES • UTL**

	AVG.	G-GS	R	H	2B	HR	RBI	BB	SLG%	OB%
2026	.000	3-0	1	0	0	0	0	0	.000	.000
Career	.000	3-0	1	0	0	0	0	0	.000	.000

- 2-time Nebraska All-State Team
- 2-time Omaha-World Herald All-Nebraska selection
- 2024 State Champion
- Hit .409 with a .502 on-base percentage in high school
- Played at Gretna with Huskers Alexis Jensen and Carlie Muhlbach



**#1 OLIVIA DINARDO • C/UTL**

	AVG.	G-GS	R	H	2B	HR	RBI	BB	SLG%	OB%
2026	.000	0-0	0	0	0	0	0	0	.000	.000
Career	.351	156-148	66	156	24	25	116	53	.574	.425


- One of 11 Huskers to have played 100+ games
- NFCA All-Mountain Region (first-team, 2025)
- NFCA All-West Region (second-team, 2023; third-team, 2024)
- Started 37 games at DP and nine at catcher in 2025
- Owns a career batting average of .351 with 156 hits and 116 RBI



**#2 LAUREN CAMENZIND • INF/C**

	AVG.	G-GS	R	H	2B	HR	RBI	BB	SLG%	OB%
2026	.277	57-57	36	43	7	7	39	12	.471	.337
Career	.261	200-193	104	132	21	12	96	46	.382	.333

- Has started 54 games at second and three at catcher in 2026
- NFCA Third-Team All-South Region (2023)
- Hit .276 with 42 hits and 29 RBI in 2025
- One of 11 Huskers with 100+ games played in their career
- Twin sister of Nebraska two-way player, Hannah Camenzind



**#3 BELLA BACON • INF**

	AVG.	G-GS	R	H	2B	HR	RBI	BB	SLG%	OB%
2026	.333	43-22	11	16	4	1	6	3	.479	.396
Career	.297	172-122	71	102	17	5	46	28	.390	.382

- Has started 21 games at first and one as the DP in 2026
- Hit .308 and had a .404 on-base percentage in 2025
- Set or tied career highs in every offensive category last season
- 2-time Academic All-Big Ten
- 2-time Tom Osborne Citizenship Team



**#4 MALIA THOMS • OF**

	AVG.	G-GS	R	H	2B	HR	RBI	BB	SLG%	OB%
2026	.273	10-3	2	3	0	2	6	0	.818	.308
Career	.278	30-6	3	10	2	3	12	2	.583	.308

- Has started three games as the DP in 2026
- Two of her three hits this year have been home runs
- Academic All-Big Ten (2025)
- 4-time Nebraska Scholar-Athlete Honor Roll
- 2-time Tom Osborne Citizenship Team



**#7 AVA KUSZAK • INF**

	AVG.	G-GS	R	H	2B	HR	RBI	BB	SLG%	OB%
2026	.311	57-57	31	57	12	14	50	22	.628	.383
Career	.331	189-178	127	181	41	45	50	22	.667	.411

- One of three team captains in 2026
- Has started every game at shortstop this year
- Second-Team All-Big Ten (2026)
- NFCA All-Mountain Region First Team (2026)
- Top 10 in Nebraska history in AVG, runs, HRs, XBH, RBI, TBs and SLG%



**#9 HANNAH CAMENZIND • UTL**

	AVG.	G-GS	R	H	2B	HR	RBI	BB	SLG%	OB%
2026	.389	57-57	41	68	16	8	56	31	.640	.486
Career	.364	183-143	93	154	34	19	117	55	.603	.453

- Has started 37 games in the outfield, seven at pitcher and 13 at DP
- NFCA All-Mountain Region First Team (2026)
- Second-Team All-Big Ten (2025)
- NFCA All-Mountain Region Second Team (2025)
- Twin sister of Nebraska second baseman, Lauren Camenzind



**#9 HANNAH CAMENZIND • LHP**

	W-L	ERA	APP	GS	CG	SHO	SV	IP	SO	AVG.
2026	5-0	1.40	11	7	1	1/1	0	35.0	12	.229
Career	24-5	2.83	83	35	6	3/4	1	217.1	108	.265

- Second-Team All-Big Ten (2025)
- NFCA All-Mountain Region Second-Team (2025)
- Big Ten Pitcher of the Week (2/23/26)
- Threw a five-inning no-hitter against Hawaii on Feb. 20
- Softball America #3 Two-Way Player (March 2026)



**#11 TALIA TOKHEIM • OF**

	AVG.	G-GS	R	H	2B	HR	RBI	BB	SLG%	OB%
2026	.267	7-4	3	4	1	0	1	1	.333	.313
Career	.310	40-23	20	26	7	9	23	8	.714	.362

- Has started three games in left field and one at DP in 2026
- Knocked two home runs in her junior season
- Career slugging percentage of .731
- 2-time Academic All-Big Ten
- NFCA Scholar Athlete (2025)



**#14 KACIE HOFFMANN • OF**

	AVG.	G-GS	R	H	2B	HR	RBI	BB	SLG%	OB%
2026	.354	56-55	24	57	8	4	34	11	.478	.407
Career	.305	208-190	83	164	34	26	105	34	.520	.371

- Has started 55 games in right field this season
- NFCA All-Mountain Region Second Team (2026)
- Second-Team All-Big Ten (2026)
- Totaled 44 hits and 24 RBI in 2025
- CSC Academic All-District/NFCA Scholar Athlete (2025)



**#15 KENNADI WILLIAMS • UTL**

	AVG.	G-GS	R	H	2B	HR	RBI	BB	SLG%	OB%
2026	.000	23-0	13	0	0	0	0	0	.000	.000
Career	.000	67-1	32	0	0	0	0	1	.000	.333

- Has appeared in 23 games in 2026
- Scored 19 times as a pinch runner in her freshman season
- Lincoln Journal Star 2022 High School Female Athlete of the Year
- NFCA Scholar-Athlete (2025)
- Also plays basketball for Nebraska (daughter of head coach Amy Williams)



**#18 NESSA MCMILLEN • OF/UTL**

	AVG.	G-GS	R	H	2B	HR	RBI	BB	SLG%	OB%
2026	.250	16-0	4	1	1	0	0	0	.500	.250
Career	.125	51-9	11	1	1	0	0	0	.250	.222

- Has appeared in 16 games in 2026
- Played in 35 games and scored seven runs last season
- Nebraska Scholar-Athlete Honor Roll (Fall 2024)
- Tom Osborne Citizenship Team (2025)
- 4-time All-State selection in high school



**#23 HANNAH COOR • OF**

	AVG.	G-GS	R	H	2B	HR	RBI	BB	SLG%	OB%
2026	.331	57-57	49	57	7	6	32	25	.512	.421
Career	.311	209-82	90	88	13	9	55	33	.473	.387

- Has started every game in center field in 2026
- Spent four seasons at Oklahoma before transferring to NU in 2026
- 3-time National Champion with the Sooners
- Second-Team All-Big Ten/Big Ten All-Defensive Team (2026)
- Second-Team NFCA All-Mountain Region (2026)



**#25 JESSE FARRELL • C/UTL**

	AVG.	G-GS	R	H	2B	HR	RBI	BB	SLG%	OB%
2026	.305	51-51	41	51	13	17	45	13	.701	.355
Career	.325	150-149	112	149	37	36	119	57	.658	.398

- Has started 51 games at catcher in 2026
- NFCA All-Mountain Region First Team (2026)
- Played two seasons at UNLV before transferring to NU in 2025
- Second-Team All-Mountain West (2025)
- Second-Team NFCA All-West Region (2024)



**#26 ALINA FELIX • OF**

	AVG.	G-GS	R	H	2B	HR	RBI	BB	SLG%	OB%
2026	.500	9-2	6	6	0	0	5	2	.500	.571
Career	.319	68-29	25	29	2	3	20	13	.440	.415

- One of three team captains in 2026
- Has started one game as the DP in 2026
- Played in 12 games and had three hits in 2025
- 2-time Big Ten Distinguished Scholar
- NFCA Scholar Athlete (2025)



**#27 NATALIA HILL • INF/OF**

	AVG.	G-GS	R	H	2B	HR	RBI	BB	SLG%	OB%
2026	.000	48-19	3	0	0	0	0	1	.000	.250
Career	.000	91-50	6	0	0	0	0	3	.000	.333

- Has started 19 games in left field in 2026
- Totaled 27 putouts in her freshman campaign
- Scored three runs in 2025
- 2-time Nebraska Scholar-Athlete Honor Roll
- NFCA Scholar Athlete (2025)



**#29 SAMANTHA BLAND • INF/OF**

	AVG.	G-GS	R	H	2B	HR	RBI	BB	SLG%	OB%
2026	.310	56-56	32	39	8	4	18	18	.484	.405
Career	.304	166-164	116	143	32	21	101	45	.515	.371

- Has started 56 games at third base in 2026
- Big Ten All-Defensive Team, Second-Team All-Big Ten (2025)
- NFCA All-Mountain Region Third Team (2026)
- Owns school record for home runs in a game (3 at Iowa)
- Second-Team All-Big Ten (2026)



**#31 KYLEE MAGEE • RHP**

	W-L	ERA	APP	GS	CG	SHO	SV	IP	SO	AVG.
2026	1-0	3.33	9	5	0	0/1	1	21.0	23	.238
Career	14-11	3.75	55	39	5	2/4	3	158.2	147	.265

- Has started five games in the circle in 2026
- Went 8-4 last year with a 4.38 ERA
- Has a career ERA of 3.79 and a 13-11 record
- Amassed 128 strikeouts in 142.1 innings
- Pac-12 All-Freshman Team (2023, at Arizona State)



**#33 EMMERSON COPE • UTL**

	AVG.	G-GS	R	H	2B	HR	RBI	BB	SLG%	OB%
2026	.250	22-18	3	12	1	2	6	7	.396	.379
Career	.306	94-64	24	56	7	14	41	21	.574	.403

- Has started 17 games at DP and one at first base in 2026
- Hit .348 last season with a .667 slugging percentage
- Had 23 hits with 16 RBI in 2025
- Big Ten Distinguished Scholar (2025)
- NFCA Scholar Athlete (2025)



**#33 EMMERSON COPE • RHP**

	W-L	ERA	APP	GS	CG	SHO	SV	IP	SO	AVG.
2026	0-0	14.00	1	0	0	0	0	1.0	0	.500
Career	6-1	4.60	37	7	0	0/1	2	70.0	15	.339

- Compiled a record of 4-1 in 2025
- Started two games and pitched 69.0 total innings last year
- Has a career ERA of 4.60 with 15 strikeouts
- Big Ten Distinguished Scholar (2025)
- NFCA Scholar Athlete (2025)



**#55 DAKOTA CARTER • OF**

	AVG.	G-GS	R	H	2B	HR	RBI	BB	SLG%	OB%
2026	.000	10-0	4	0	0	0	0	0	.000	.000
Career	.091	56-4	20	1	0	0	0	3	.091	.286

- Has appeared in 10 games and scored four runs in 2026
- Played in seven games and scored three runs in 2025
- Academic All-Big Ten (2024)
- 4-time Nebraska Scholar-Athlete Honor Roll
- 3-time Tom Osborne Citizenship Team



**#66 KATELYN CANEDA • INF**

	AVG.	G-GS	R	H	2B	HR	RBI	BB	SLG%	OB%
2026	.333	37-4	22	3	1	2	4	0	1.111	.333
Career	.321	162-114	81	102	19	5	60	25	.434	.378

- Has started three games at second and one at third in 2026
- First-Team All-Big Ten (2023)
- Big Ten All-Defensive and All-Freshman Teams (2023)
- Has 102 hits and 60 RBI in her career
- Jackie Robinson Award Honoree (2025)



**#72 CARLIE MUHLBACH • C/UTL**

	AVG.	G-GS	R	H	2B	HR	RBI	BB	SLG%	OB%
2026	.346	18-11	2	9	3	1	6	6	.577	.514
Career	.346	18-11	2	9	3	1	6	6	.577	.514

- Has started eight games at DP and three at catcher in 2026
- Redshirted in 2025
- Tom Osborne Citizenship Team (2025)
- Nebraska Scholar-Athlete Honor Roll (Spring 2025)
- Played at Gretna with Huskers Alexis Jensen and Skarlett Jones



**#98 JORDY FRAHM • UTL**

	AVG.	G-GS	R	H	2B	HR	RBI	BB	SLG%	OB%
2026	.416	56-56	59	77	11	19	50	30	.827	.511
Career	.429	200-159	145	169	29	42	125	60	.853	.522


- Has started 35 games at first, 20 in the circle and one at DP in 2026
- NFCA Player of the Year and First-Team All-American in 2025
- 2025 Big Ten Player and Pitcher of the Year
- First-Team All-Big Ten/Big Ten All-Defensive Team (2026)
- Top 10 in Nebraska history in 10 stat categories and first in six



**#98 JORDY FRAHM • RHP**

	W-L	ERA	APP	GS	CG	SHO	SV	IP	SO	AVG.
2026	20-4	1.14	40	21	16	8/4	12	171.2	234	.185
Career	90-15	1.23	152	102	66	31/27	19	669.0	920	.163


- Big Ten Pitcher of the Year (2026)
- NFCA Player of the Year and First-Team All-American in 2025
- NFCA All-Mountain Region First Team (2026)
- USA Softball Collegiate Player of the Year Top 3 Finalist (2025)
- 2026 USA Softball Collegiate Player of the Year Top 3 List



**#99 ALEXIS JENSEN • UTL**

	AVG.	G-GS	R	H	2B	HR	RBI	BB	SLG%	OB%
2026	.319	42-36	13	23	4	6	17	10	.625	.417
Career	.319	42-36	13	23	4	6	17	10	.625	.417

- D1 Softball Clearwater Invitational All-Tournament Team (2026)
- Second-Team All-Big Ten/Big Ten All-Freshman Team (2026)
- NFCA All-Mountain Region Second Team (2026)
- 2-time Nebraska Gatorade Player of the Year
- 2024 State Champion with Huskers Skarlett Jones and Carlie Muhlbach



**#99 ALEXIS JENSEN • RHP**

	W-L	ERA	APP	GS	CG	SHO	SV	IP	SO	AVG.
2026	25-2	2.39	34	24	6	3/5	0	149.2	217	.204
Career	25-2	2.39	34	24	6	3/5	0	149.2	217	.204

- Has started 25 games in the circle and 11 at DP in 2026
- Big Ten Freshman of the Year (2026)
- MaxPreps Second-Team All-American (2025)
- 2-time Nebraska Gatorade Player of the Year
- 2024 State Champion with Huskers Skarlett Jones and Carlie Muhlbach

## INDIVIDUAL SEASON &amp; CAREER HIGHS

## #0 SKARLETT JONES • UTL • FR.

SEASON HIGH	CATEGORY	CAREER HIGH
none	Hits	none
1 at Penn State	Runs	1 at Penn State
none	RBI	none
none	2B	none
none	HR	none

## #1 OLIVIA DINARDO • C/UTL • SR.

SEASON HIGH	CATEGORY	CAREER HIGH
none	Hits	4 vs. Texas A&M-Commerce (2023)*
none	Runs	3 vs. NC State (2023)*
none	RBI	5 twice
none	2B	2 four times
none	HR	1 twenty-four times <small>*at Arizona</small>

## #2 LAUREN CAMENZIND • INF/C • SR.

SEASON HIGH	CATEGORY	CAREER HIGH
3 vs. South Dakota State	Hits	3 three times
3 twice	Runs	3 twice
4 vs. Cal	RBI	4 vs. Cal (2026)
2 vs. Hawaii	2B	2 vs. Hawaii (2026)
1 seven times	HR	1 twelve times

## #3 BELLA BACON • INF • SR.

SEASON HIGH	CATEGORY	CAREER HIGH
2 four times	Hits	3 vs. Maryland (2025)
2 vs. Hawaii	Runs	3 at Washington (2025)
1 five times	RBI	3 at Iowa (2025)
1 four times	2B	1 sixteen times
1 vs. South Dakota State	HR	1 five times

## #4 MALIA THOMS • OF • JR.

SEASON HIGH	CATEGORY	CAREER HIGH
1 twice	Hits	1 nine times
1 twice	Runs	1 three times
3 vs. Hawaii	RBI	4 vs. Texas A&M-Corpus Christi (2025)
none	2B	1 twice
1 twice	HR	1 three times

## #7 AVA KUSZAK • INF • SR.

SEASON HIGH	CATEGORY	CAREER HIGH
4 at Omaha	Hits	4 twice
2 six times	Runs	4 vs. Montana (2025)
4 twice	RBI	6 vs. Montana (2025)
1 eleven times	2B	2 vs. Northern Colorado (2025)
2 at Wisconsin	HR	3 vs. Montana (2025)

## #9 HANNAH CAMENZIND • UTL • SR.

SEASON HIGH	CATEGORY	CAREER HIGH
4 vs. Iowa	Hits	4 vs. Iowa (2026)
3 at Wisconsin	Runs	3 twice
4 vs. Iowa	RBI	4 twice
2 twice	2B	2 four times
1 eight times	HR	2 vs. Purdue (2025)

## #11 TALIA TOKHEIM • OF • SR.

SEASON HIGH	CATEGORY	CAREER HIGH
2 vs. Hawaii	Hits	3 at Missouri St. (2023)
2 vs. Hawaii	Runs	3 at Wisconsin (2024)
none	RBI	4 twice
1 at Minnesota	2B	1 seven times
none	HR	2 twice

## #14 KACIE HOFFMANN • OF • SR.

SEASON HIGH	CATEGORY	CAREER HIGH
4 at Michigan State	Hits	4 at Michigan State (2026)
2 twice	Runs	3 vs. Purdue (2025)
3 at Minnesota	RBI	4 twice
1 seven times	2B	2 vs. Creighton (2025)
1 four times	HR	2 twice

## #15 KENNADI WILLIAMS • UTL • SO.

SEASON HIGH	CATEGORY	CAREER HIGH
none	Hits	none
1 thirteen times	Runs	1 thirty-two times
none	RBI	none
none	2B	none
none	HR	none

## #18 NESSA MCMILLEN • OF/UTL • SO.

SEASON HIGH	CATEGORY	CAREER HIGH
1 at Penn State	Hits	1 at Penn State
2 at Penn State	Runs	2 at Penn State (2026)
1 at Penn State	RBI	1 at Penn State
1 at Penn State	2B	1 at Penn State
none	HR	none

## #23 HANNAH COOR • OF • SR.

SEASON HIGH	CATEGORY	CAREER HIGH
4 at Michigan State	Hits	4 at Michigan State (2026)
3 twice	Runs	3 twice
4 at Minnesota	RBI	4 at Minnesota (2026)
1 seven times	2B	1 thirteen times*
1 six times	HR	1 seven times*

\*at Oklahoma

## #25 JESSE FARRELL • C/UTL • JR.

SEASON HIGH	CATEGORY	CAREER HIGH
3 four times	Hits	3 fourteen times*
3 twice	Runs	3 six times*
5 vs. Oklahoma State	RBI	6 vs. North Dakota State (2024)*
2 vs. Georgia	2B	2 twice*
1 seventeen times	HR	2 vs. North Dakota State (2024)*

\*at UNLV

## #26 ALINA FELIX • OF • SR.

SEASON HIGH	CATEGORY	CAREER HIGH
1 six times	Hits	2 three times
1 five times	Runs	3 twice
2 twice	RBI	3 vs. Texas A&M-Corpus Christi (2025)
none	2B	1 twice
none	HR	1 twice

## #27 NATALIA HILL • INF/OF • SO.

SEASON HIGH	CATEGORY	CAREER HIGH
none	Hits	none
1 three times	Runs	1 seven times
none	RBI	none
none	2B	none
none	HR	none

## #29 SAMANTHA BLAND • INF/OF • JR.

SEASON HIGH	CATEGORY	CAREER HIGH
3 vs. Omaha	Hits	4 vs. North Dakota (2024)
3 vs. Omaha	Runs	3 three times
3 vs. Iowa	RBI	5 at Iowa (2025)
1 eight times	2B	2 three times
1 three times	HR	3 at Iowa (2025)

## INDIVIDUAL SEASON &amp; CAREER HIGHS

## #33 EMMERSON COPE • UTL • JR.

SEASON HIGH	CATEGORY	CAREER HIGH
2 vs. Michigan	Hits	3 twice
1 three times	Runs	2 three times
3 vs. Texas	RBI	4 twice
1 at UTSA	2B	2 three times
1 twice	HR	2 at Ohio State

## #55 DAKOTA CARTER • OF • SR.

SEASON HIGH	CATEGORY	CAREER HIGH
none	Hits	1 at Omaha (2023)
1 four times	Runs	1 twenty times
none	RBI	none
none	2B	none
none	HR	none

## #66 KATELYN CANEDA • INF • SR.

SEASON HIGH	CATEGORY	CAREER HIGH
1 three times	Hits	3 three times
2 vs. Michigan	Runs	2 three times
2 twice	RBI	4 at Indiana (2023)
1 vs. UCF	2B	1 eighteen times
1 twice	HR	1 five times

## #72 CARLIE MUHLBACH • C/UTL • R-FR.

SEASON HIGH	CATEGORY	CAREER HIGH
2 vs. Seattle	Hits	2 vs. Seattle (2026)
1 twice	Runs	1 twice
2 vs. Seattle	RBI	2 vs. Seattle (2026)
1 three times	2B	1 three times
1 at UTSA	HR	1 at UTSA

## #98 JORDY FRAHM • UTL • SR.

SEASON HIGH	CATEGORY	CAREER HIGH
4 at Penn State	Hits	4 twice
3 three times	Runs	3 ten times
4 twice	RBI	5 twice
2 vs. South Dakota State	2B	2 twice
2 three times	HR	2 six times

## #99 ALEXIS JENSEN • UTL • FR.

SEASON HIGH	CATEGORY	CAREER HIGH
2 seven times	Hits	2 seven times
2 twice	Runs	2 twice
3 twice	RBI	3 twice
2 at Wisconsin	2B	2 at Wisconsin
1 six times	HR	1 six times

## #9 HANNAH CAMENZIND • LHP • SR.

SEASON HIGH/LOW	CATEGORY	CAREER HIGH/LOW
5.0 twice	Innings	7.0 vs. South Alabama (2024)#
4 vs. Seattle	Strikeouts	7 vs. Minnesota (2025)
0 vs. Hawaii	Hits (low)*	0 vs. Hawaii (2026)
0 twice	Walks (low)*	0 nine times#
0 four times	Runs (low)*	0 ten times#
0 four times	Earned Runs (low)*	0 fifteen times#
	*starts only	#at Arkansas

## #31 KYLEE MAGEE • RHP • JR.

SEASON HIGH/LOW	CATEGORY	CAREER HIGH/LOW
4.0 at Michigan State	Innings	7.0 vs. Northwestern (2024)\$
6 at Michigan State	Strikeouts	11 against Northwestern (2024)\$
1 at Michigan State	Hits (low)*	0 twice\$
2 at Michigan State	Walks (low)*	0 four times\$
1 at Michigan State	Runs (low)*	0 seven times\$
0 at Michigan State	Earned Runs (low)*	0 eleven times\$
	*starts only	\$at Arizona State

## #33 EMMERSON COPE • RHP • JR.

SEASON HIGH/LOW	CATEGORY	CAREER HIGH/LOW
1.0 vs. Texas	Innings	4.2 at Michigan (2024)
none	Strikeouts	2 four times
none	Hits (low)*	3 twice
none	Walks (low)*	0 three times
none	Runs (low)*	0 twice
none	Earned Runs (low)*	0 three times
	*starts only	

## #98 JORDY FRAHM • RHP • SR.

SEASON HIGH/LOW	CATEGORY	CAREER HIGH/LOW
7.0 eleven times	Innings	9.0 vs. South Dakota St. (2025)
16 vs. GCU	Strikeouts	16 twice
1 three times	Hits (low)*	0 five times
0 eight times	Walks (low)*	0 twenty-four times
0 nine times	Runs (low)*	0 thirty-seven times
0 nine times	Earned Runs (low)*	0 forty-three times
	*starts only	^ at Oklahoma

## #99 ALEXIS JENSEN • LHP • FR.

SEASON HIGH/LOW	CATEGORY	CAREER HIGH/LOW
7.0 four times	Innings	7.0 four times
13 vs. South Dakota State	Strikeouts	13 vs. South Dakota State (2026)
1 four times	Hits (low)*	1 four times
0 seven times	Walks (low)*	0 seven times
0 five times	Runs (low)*	0 five times
0 eight times	Earned Runs (low)*	0 eight times
	*starts only	

# 2026 SEASON STATISTICS

Record: 51-6 Home: 20-1 Away: 17-1 Neutral: 14-4 Big Ten: 23-1

Player	avg	gp-gs	ab	r	h	2b	3b	hr	rbi	tb	slg%	bb	hp	so	gdp	ob%	sf	sh	sb-att	po	a	e	fld%
Alina Felix	.500	9-2	12	6	6	0	0	0	5	6	.500	2	0	3	0	.571	0	0	0-0	0	0	0	.000
Jordy Frahm	.416	56-56	185	59	77	11	4	19	50	153	.827	30	8	23	0	.511	2	1	8-10	177	35	3	.986
Hannah Camenzind	.389	57-57	175	41	68	16	2	8	56	112	.640	31	4	17	4	.486	2	0	6-8	24	14	0	1.000
Kacie Hoffmann	.354	56-55	161	24	57	8	0	4	34	77	.478	11	4	11	0	.407	1	2	1-1	56	4	1	.984
Carlie Muhlbach	.346	18-11	26	2	9	3	0	1	6	15	.577	7	2	3	0	.514	0	0	0-0	24	6	0	1.000
Bella Bacon	.333	43-22	48	11	16	4	0	1	6	23	.479	3	2	3	0	.396	0	0	1-2	180	0	3	.984
Katelyn Caneda	.333	37-4	9	22	3	1	0	2	4	10	1.111	0	1	1	1	.400	0	1	1-1	4	3	1	.875
Hannah Coor	.331	57-57	172	49	57	7	3	6	32	88	.512	25	3	12	2	.421	2	4	3-7	55	5	0	1.000
Alexis Jensen	.319	31-27	72	13	23	4	0	6	17	45	.625	10	2	12	1	.417	0	0	0-0	1	7	0	1.000
Ava Kuszak	.311	57-57	183	31	57	12	2	14	50	115	.628	22	1	31	0	.383	3	1	2-3	46	82	10	.928
Samantha Bland	.310	56-56	126	32	39	8	1	4	18	61	.484	18	3	13	2	.405	1	6	10-10	35	106	7	.953
Jesse Farrell	.305	51-51	167	41	51	13	1	17	45	117	.701	13	1	25	1	.355	2	0	2-2	408	47	3	.993
Lauren Camenzind	.277	57-57	155	36	43	7	1	7	39	73	.471	12	2	15	0	.337	0	5	3-4	90	80	8	.955
Malia Thoms	.273	10-3	11	2	3	0	0	2	6	9	.818	0	0	3	0	.250	1	0	0-0	0	0	0	.000
Talia Tokheim	.267	7-4	15	3	4	1	0	0	1	5	.333	1	0	2	0	.313	0	0	0-0	0	0	0	.000
Emmerson Cope	.250	22-18	48	3	12	1	0	2	6	19	.396	7	3	11	1	.379	0	0	0-0	8	0	0	1.000
Nessa McMillen	.250	16-0	4	4	1	1	0	0	1	2	.500	0	0	0	0	.250	0	0	0-0	1	0	0	1.000
Natalia Hill	.000	48-19	3	3	0	0	0	0	0	0	.000	1	0	1	0	.250	0	0	0-0	26	0	0	1.000
Kylee Magee	.000	1-0	1	0	0	0	0	0	0	0	.000	0	0	1	0	.000	0	0	0-0	0	5	0	1.000
Kennadi Williams	.000	23-0	0	13	0	0	0	0	0	0	.000	0	0	0	0	.000	0	0	1-1	0	0	0	.000
Skarlett Jones	.000	3-0	0	1	0	0	0	0	0	0	.000	0	0	0	0	.000	0	0	0-0	0	0	0	.000
Dakota Carter	.000	10-0	0	4	0	0	0	0	0	0	.000	0	0	0	0	.000	0	0	3-3	0	0	0	.000
Totals	.334	57	1573	400	526	97	14	93	376	930	.591	193	36	187	12	.416	14	20	41-52	1135	394	36	.977
Opponents	.201	57	1409	120	283	52	4	36	107	451	.320	94	24	486	9	.262	4	4	22-27	1070	376	68	.955

LOB - Team (366), Opp (280). DPs turned - Team (21), Opp (19). IBB - Team (3), Frahm 3.

### (All games Sorted by Earned run avg)

Player	era	w-l	app	gs	cg	sho	sv	ip	h	r	er	bb	so	2b	3b	hr	b/avg	wp	hp	bks	sfa	sha
Jordy Frahm	1.14	20-4	40	20	16	8/3	12	171.2	116	32	28	30	234	18	0	9	.185	8	12	0	1	2
Hannah Camenzind	1.40	5-0	11	7	1	1/1	0	35.0	30	13	7	12	12	4	2	1	.229	4	5	0	0	1
Alexis Jensen	2.39	25-2	34	25	6	3/3	0	149.2	115	60	51	35	217	21	2	22	.204	16	5	0	3	1
Kylee Magee	3.33	1-0	9	5	0	0/1	1	21.0	19	13	10	16	23	7	0	3	.238	5	2	0	0	0
Emmerson Cope	14.00	0-0	1	0	0	0/0	0	1.0	3	2	2	1	0	2	0	1	.500	0	0	0	0	0
Totals	1.81	51-6	57	57	23	16/4	13	378.1	283	120	98	94	486	52	4	36	.201	33	24	0	4	4
Opponents	6.69	6-51	57	57	6	0/0	3	356.2	526	400	341	193	187	97	14	93	.334	34	36	0	14	20

PB - Team (8), Farrell 5, L. Camenzind 3, Opp (4). SBA/ATT - Farrell (17-22), Jensen (9-12), Frahm (8-10), L. Camenzind (4-4), H. Camenzind (3-3), Magee (2-2), Muhlbach (1-1).

# 2026 CONFERENCE STATISTICS

Record: 23-1 Home: 11-1 Away: 12-0 Big Ten: 23-1

Player	avg	gp-gs	ab	r	h	2b	3b	hr	rbi	tb	slg%	bb	hp	so	gdp	ob%	sf	sh	sb-att	po	a	e	fld%
Nessa McMillen	1.000	3-0	1	2	1	1	0	0	1	2	2.000	0	0	0	0	1.000	0	0	0-0	0	0	0	.000
Carlie Muhlbach	.500	4-1	2	0	1	0	0	0	0	1	.500	1	0	0	0	.667	0	0	0-0	8	3	0	1.000
Kacie Hoffmann	.425	24-24	73	11	31	5	0	0	19	36	.493	5	1	3	0	.468	0	1	1-1	29	1	0	1.000
Jordy Frahm	.420	24-24	81	31	34	5	3	11	24	78	.963	14	1	8	0	.505	1	1	2-3	70	19	0	1.000
Hannah Coor	.400	24-24	75	23	30	4	1	2	15	42	.560	14	1	4	0	.495	1	1	2-3	26	2	0	1.000
Katelyn Caneda	.400	17-3	5	11	2	0	0	2	4	8	1.600	0	1	0	0	.500	0	1	1-1	4	1	0	1.000
Alina Felix	.375	4-2	8	4	3	0	0	0	1	3	.375	2	0	2	0	.500	0	0	0-0	0	0	0	.000
Hannah Camenzind	.370	24-24	73	17	27	4	2	3	28	44	.603	16	1	8	2	.484	1	0	4-6	7	1	0	1.000
Alexis Jensen	.370	19-18	46	10	17	3	0	5	15	35	.761	8	1	6	1	.473	0	0	0-0	0	6	0	1.000
Jesse Farrell	.333	20-20	63	20	21	6	0	8	17	51	.810	6	1	7	1	.400	0	0	0-0	144	15	1	.994
Talia Tokheim	.333	3-1	6	1	2	1	0	0	1	3	.500	0	0	2	0	.333	0	0	0-0	0	0	0	.000
Bella Bacon	.316	21-9	19	3	6	2	0	0	3	8	.421	1	0	0	0	.350	0	0	1-1	80	0	1	.988
Ava Kuszak	.304	24-24	79	14	24	3	0	7	20	48	.608	9	1	14	0	.378	1	1	1-1	15	39	3	.947
Lauren Camenzind	.295	24-24	61	16	18	2	1	3	16	31	.508	8	1	4	0	.386	0	2	2-2	56	31	4	.956
Samantha Bland	.274	24-24	62	12	17	3	1	1	11	25	.403	12	1	6	1	.400	0	5	4-4	18	46	4	.941
Emmerson Cope	.250	7-5	8	0	2	0	0	0	0	2	.250	6	1	0	0	.600	0	0	0-0	0	0	0	.000
Malia Thoms	.000	4-0	3	0	0	0	0	0	0	0	.000	0	0	2	0	.000	0	0	0-0	0	0	0	.000
Natalia Hill	.000	21-8	0	1	0	0	0	0	0	0	.000	0	0	0	0	.000	0	0	0-0	14	0	0	1.000
Skarlett Jones	.000	3-0	0	1	0	0	0	0	0	0	.000	0	0	0	0	.000	0	0	0-0	0	0	0	.000
Dakota Carter	.000	4-0	0	2	0	0	0	0	0	0	.000	0	0	0	0	.000	0	0	1-1	0	0	0	.000
Kennadi Williams	.000	13-0	0	9	0	0	0	0	0	0	.000	0	0	0	0	.000	0	0	1-1	0	0	0	.000
Totals	.355	24	665	188	236	39	8	42	175	417	.627	102	11	66	5	.446	4	12	20-24	471	168	13	.980
Opponents	.188	24	575	47	108	16	2	12	45	164	.285	42	13	190	2	.258	2	3	8-11	439	139	31	.949

LOB - Team (167), Opp (117). DPs turned - Team (9), Opp (7). IBB - Team (1), Frahm 1.

## (Big Ten games only Sorted by Earned run avg)

Player	era	w-l	app	gs	cg	sho	sv	ip	h	r	er	bb	so	2b	3b	hr	b/avg	wp	hp	bks	sfa	sha
Jordy Frahm	1.05	10-1	18	8	8	5/0	5	73.2	42	11	11	11	96	5	0	3	.160	3	7	0	0	2
Alexis Jensen	2.23	12-0	13	10	3	2/0	0	66.0	48	24	21	20	78	5	1	6	.198	7	1	0	2	1
Hannah Camenzind	3.00	0-0	3	3	0	0/0	0	7.0	9	5	3	3	3	2	1	1	.300	0	3	0	0	0
Kylee Magee	4.06	1-0	4	3	0	0/0	0	10.1	9	7	6	8	13	4	0	2	.225	3	2	0	0	0
Totals	1.83	23-1	24	24	11	7/0	5	157.0	108	47	41	42	190	16	2	12	.188	13	13	0	2	3
Opponents	7.99	1-23	24	24	3	0/0	0	146.1	236	188	167	102	66	39	8	42	.355	16	11	0	4	12

PB - Team (5), L. Camenzind 3, Farrell 2. SBA/ATT - Farrell (3-6), Frahm (4-5), Jensen (3-5), L. Camenzind (4-4), Magee (1-1), Muhlbach (1-1).

## NCAA TOURNAMENT STATISTICS

Record: 5-0 Home: 5-0 Away: 0-0 Big Ten: 0-0

Player	avg	gp-gs	ab	r	h	2b	3b	hr	rbi	tb	slg%	bb	hp	so	gdp	ob%	sf	sh	sb-att	po	a	e	fld%
Alina Felix	1.000	1-0	1	1	1	0	0	0	2	1	1.000	0	0	0	0	1.000	0	0	0-0	0	0	0	.000
Hannah Coor	.467	5-5	15	5	7	1	2	1	4	15	1.000	2	0	0	0	.529	0	0	1-1	4	1	0	1.000
Hannah Camenzind	.417	5-5	12	3	5	2	0	1	3	10	.833	4	0	1	0	.529	1	0	0-0	1	0	0	1.000
Samantha Bland	.417	5-5	12	3	5	2	0	0	0	7	.583	0	2	0	0	.500	0	0	1-1	2	12	0	1.000
Kacie Hoffmann	.333	5-5	12	1	4	1	0	0	4	5	.417	1	1	2	0	.429	0	0	0-0	3	0	0	1.000
Jordy Frahm	.313	5-5	16	4	5	1	0	0	0	6	.375	2	0	1	0	.389	0	0	0-1	12	3	1	.938
Bella Bacon	.286	5-2	7	0	2	0	0	0	1	2	.286	1	0	0	0	.375	0	0	0-0	14	0	0	1.000
Ava Kuszak	.231	5-5	13	2	3	1	0	0	1	4	.308	3	0	2	0	.353	1	0	0-0	3	4	0	1.000
Jesse Farrell	.214	5-5	14	3	3	0	0	1	5	6	.429	1	0	0	0	.267	0	0	0-0	50	4	0	1.000
Lauren Camenzind	.077	5-5	13	1	1	0	0	1	3	4	.308	0	0	1	0	.077	0	1	0-0	6	3	1	.900
Alexis Jensen	.000	2-2	3	0	0	0	0	0	0	0	.000	0	0	1	0	.000	0	0	0-0	0	0	0	.000
Emmerson Cope	.000	1-1	2	0	0	0	0	0	0	0	.000	0	0	1	0	.000	0	0	0-0	0	0	0	.000
Katelyn Caneda	.000	3-0	0	0	0	0	0	0	0	0	.000	0	0	0	0	.000	0	0	0-0	0	0	0	.000
Natalia Hill	.000	5-4	0	0	0	0	0	0	0	0	.000	0	0	0	0	.000	0	0	0-0	4	0	0	1.000
Nessa McMillen	.000	1-0	0	0	0	0	0	0	0	0	.000	0	0	0	0	.000	0	0	0-0	0	0	0	.000
Kennadi Williams	.000	5-0	0	1	0	0	0	0	0	0	.000	0	0	0	0	.000	0	0	0-0	0	0	0	.000
Totals	.300	5	120	24	36	8	2	4	23	60	.500	14	3	9	0	.381	2	1	2-3	99	27	2	.984
Opponents	.107	5	112	3	12	0	0	2	3	18	.161	6	2	53	0	.167	0	0	0-0	90	44	5	.964

LOB - Team (26), Opp (18). DPs turned - Team (1), Opp (1).

## (NCAA Tournament Stats Sorted by Earned run avg)

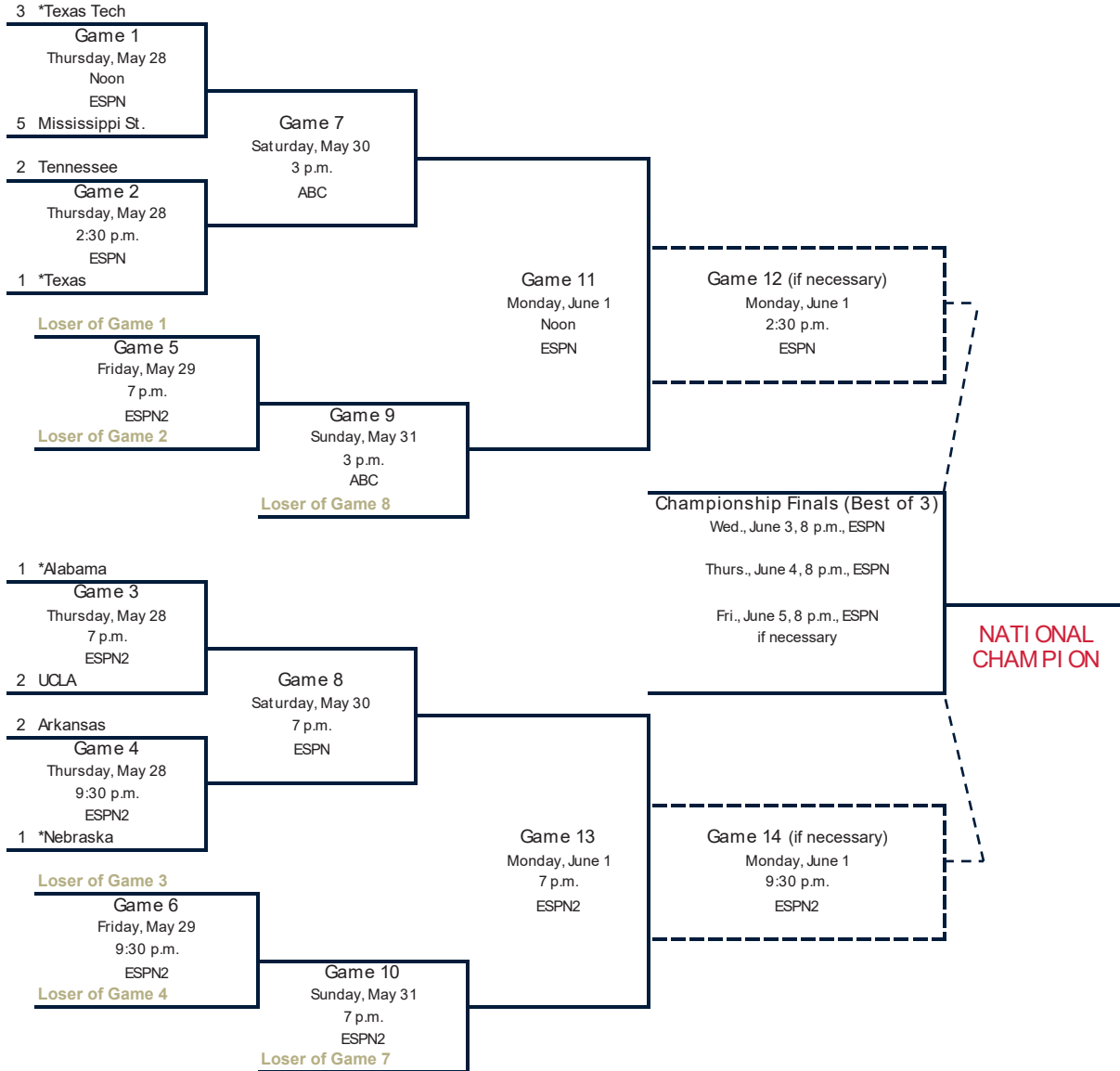
Player	era	w-l	app	gs	cg	sho	sv	ip	h	r	er	bb	so	2b	3b	hr	b/avg	wp	hp	bk	sfa	sha
Jordy Frahm	0.37	2-0	5	2	2	1/1	2	19.0	7	1	1	3	33	0	0	1	.109	0	2	0	0	0
Alexis Jensen	0.50	3-0	3	3	0	0/1	0	14.0	5	2	1	3	20	0	0	1	.104	1	0	0	0	0
Totals	0.42	5-0	5	5	2	2/1	2	33.0	12	3	2	6	53	0	0	2	.107	1	2	0	0	0
Opponents	5.37	0-5	5	5	1	0/0	0	30.0	36	24	23	14	9	8	2	4	.300	2	3	0	2	1

PB - Team (1), Farrell 1, Opp (1).

# WOMEN'S COLLEGE WORLD SERIES BRACKET



OG&E Energy Field at Devon Park | Oklahoma City  
**May 28 – June 4/5**



\*Home Team

All times Eastern and subject to change.

**Bracket Notes:**

1. If the winner of Game 9 defeats the winner of Game 7, then Game 12 is necessary.
2. If the winner of Game 10 defeats the winner of Game 8, then Game 14 is necessary.

Watch the championship on these networks or via the Women's College World Series app.



© 2026 National Collegiate Athletic Association. No commercial use without NCAA's written permission.

2026 NCAA TOURNAMENT RANKS

OFFENSIVE RANKINGS

TEAM	TOTAL	RANK
<b>CATEGORY</b>		
Triples	2	1st
Doubles	8	13th
Stolen Bases	2	16th
Walks	14	18th
On-Base Pct.	.381	18th
Batting Average	.300	18th
Scoring	4.8	20th
Slugging Pct.	.500	20th
Home Runs	4	22nd
Hits	18	36th

HANNAH CAMENZIND

CATEGORY	TOTAL	RANK
Doubles	2	15th

SAMANTHA BLAND

CATEGORY	TOTAL	RANK
Hit by Pitch	2	6th
Doubles	2	15th
Stolen Bases	1	22nd

HANNAH COOR

CATEGORY	TOTAL	RANK
Triples	2	1st
Total Bases	15	20th
Stolen Bases	1	22nd

NCAA TOURNAMENT CAREER HITTING STATS

BELLA BACON

Year	Avg.	G-GS	AB	R	H	2B	HR	RBI	SO	BB	SB	SLG%	OB%	FLD%
2025	.200	6-6	15	4	3	1	0	1	4	2	0	.267	.400	1.000
2026	.286	5-2	7	0	2	0	0	1	0	1	0	.286	.375	1.000
<b>Total</b>	<b>.227</b>	<b>11-8</b>	<b>22</b>	<b>4</b>	<b>5</b>	<b>1</b>	<b>0</b>	<b>2</b>	<b>4</b>	<b>3</b>	<b>0</b>	<b>.273</b>	<b>.393</b>	<b>1.000</b>

SAMANTHA BLAND

Year	Avg.	G-GS	AB	R	H	2B	HR	RBI	SO	BB	SB	SLG%	OB%	FLD%
2025	.444	6-6	18	5	8	2	1	7	0	2	1	.722	.524	.923
2026	.417	5-5	12	3	5	2	0	0	0	0	1	.583	.500	1.000
<b>Total</b>	<b>.433</b>	<b>11-11</b>	<b>30</b>	<b>8</b>	<b>13</b>	<b>4</b>	<b>1</b>	<b>7</b>	<b>0</b>	<b>2</b>	<b>2</b>	<b>.667</b>	<b>.514</b>	<b>.963</b>

HANNAH CAMENZIND (2023-24 AT ARKANSAS; 2025-26 AT NEBRASKA)

Year	Avg.	G-GS	AB	R	H	2B	HR	RBI	SO	BB	SB	SLG%	OB%	FLD%
2024	.000	1-0	1	0	0	0	0	0	0	0	0	.000	.000	.000
2025	.375	6-6	16	3	6	0	2	6	3	2	0	.750	.500	1.000
2026	.417	5-5	12	3	5	2	1	3	1	4	0	.833	.529	1.000
<b>Total</b>	<b>.379</b>	<b>12-11</b>	<b>29</b>	<b>6</b>	<b>11</b>	<b>2</b>	<b>3</b>	<b>9</b>	<b>4</b>	<b>6</b>	<b>0</b>	<b>.759</b>	<b>.500</b>	<b>1.000</b>

LAUREN CAMENZIND (2023-24 AT ARKANSAS; 2025-26 AT NEBRASKA)

Year	Avg.	G-GS	AB	R	H	2B	HR	RBI	SO	BB	SB	SLG%	OB%	FLD%
2023	.333	4-4	12	2	4	0	0	2	1	0	0	.333	.333	1.000
2025	.000	6-6	11	3	0	0	0	0	3	3	0	.000	.000	1.000
2026	.077	5-5	13	1	1	0	1	3	1	0	0	.308	.077	.900
<b>Total</b>	<b>.139</b>	<b>15-15</b>	<b>36</b>	<b>6</b>	<b>5</b>	<b>0</b>	<b>1</b>	<b>5</b>	<b>5</b>	<b>3</b>	<b>0</b>	<b>.222</b>	<b>.225</b>	<b>.953</b>

KATELYN CANEDA

Year	Avg.	G-GS	AB	R	H	2B	HR	RBI	SO	BB	SB	SLG%	OB%	FLD%
2023	.286	4-4	14	2	4	2	0	1	2	0	0	.429	.286	1.000
2025	.000	4-0	0	2	0	0	0	0	0	0	0	.000	.000	.000
2026	.000	3-0	0	0	0	0	0	0	0	0	0	.000	.000	.000
<b>Total</b>	<b>.286</b>	<b>11-4</b>	<b>14</b>	<b>4</b>	<b>4</b>	<b>2</b>	<b>0</b>	<b>1</b>	<b>2</b>	<b>0</b>	<b>0</b>	<b>.429</b>	<b>.386</b>	<b>1.000</b>

HANNAH COOR (2022-25 AT OKLAHOMA; 2026 AT NEBRASKA)

Year	Avg.	G-GS	AB	R	H	2B	HR	RBI	SO	BB	SB	SLG%	OB%	FLD%
2022	.000	7-0	0	5	0	0	0	0	0	0	1	.000	.000	.000
2024	.000	11-0	0	1	0	0	0	0	0	0	0	.000	.000	1.000
2025	.333	9-1	6	2	2	0	0	3	1	0	0	.333	.286	1.000
2026	.467	5-5	15	5	7	1	1	4	0	2	1	1.000	.529	1.000
<b>Total</b>	<b>.429</b>	<b>32-6</b>	<b>21</b>	<b>13</b>	<b>9</b>	<b>1</b>	<b>1</b>	<b>7</b>	<b>1</b>	<b>2</b>	<b>2</b>	<b>.810</b>	<b>.478</b>	<b>1.000</b>

EMMERSON COPE

Year	Avg.	G-GS	AB	R	H	2B	HR	RBI	SO	BB	SB	SLG%	OB%	FLD%
2025	.200	3-1	5	0	1	0	0	0	3	0	0	.200	.200	.000
2026	.000	1-1	2	0	0	0	0	0	1	0	0	.000	.000	.000
<b>Total</b>	<b>.143</b>	<b>4-2</b>	<b>7</b>	<b>0</b>	<b>1</b>	<b>0</b>	<b>0</b>	<b>0</b>	<b>4</b>	<b>0</b>	<b>0</b>	<b>.143</b>	<b>.143</b>	<b>.000</b>

JESSE FARRELL

Year	Avg.	G-GS	AB	R	H	2B	HR	RBI	SO	BB	SB	SLG%	OB%	FLD%
2026	.214	5-5	14	3	3	0	1	5	0	1	0	.429	.267	1.000

ALINA FELIX

Year	Avg.	G-GS	AB	R	H	2B	HR	RBI	SO	BB	SB	SLG%	OB%	FLD%
2025	.000	1-0	1	0	0	0	0	0	0	0	0	.000	.000	.000
2026	1.000	1-0	1	1	1	0	0	2	0	0	0	1.000	1.000	.000
<b>Total</b>	<b>.500</b>	<b>2-0</b>	<b>2</b>	<b>1</b>	<b>1</b>	<b>0</b>	<b>0</b>	<b>2</b>	<b>0</b>	<b>0</b>	<b>0</b>	<b>.500</b>	<b>.500</b>	<b>.000</b>

JORDY FRAHM (2022-23 AT OKLAHOMA; 2025-26 AT NEBRASKA)

Year	Avg.	G-GS	AB	R	H	2B	HR	RBI	SO	BB	SB	SLG%	OB%	FLD%
2023	.000	8-4	0	2	0	0	0	0	0	0	0	.000	.000	.917
2025	.500	6-6	14	11	7	0	4	7	3	8	1	1.357	.682	1.000
2026	.313	5-5	16	4	5	1	0	0	1	2	0	.375	.389	.938
<b>Total</b>	<b>.400</b>	<b>19-15</b>	<b>30</b>	<b>17</b>	<b>12</b>	<b>1</b>	<b>4</b>	<b>7</b>	<b>4</b>	<b>10</b>	<b>1</b>	<b>.833</b>	<b>.550</b>	<b>.943</b>

NATALIA HILL

Year	Avg.	G-GS	AB	R	H	2B	HR	RBI	SO	BB	SB	SLG%	OB%	FLD%
2025	.000	6-6	0	0	0	0	0	0	0	0	0	.000	.000	1.000
2026	.000	5-4	0	0	0	0	0	0	0	0	0	.000	.000	1.000
<b>Total</b>	<b>.000</b>	<b>11-10</b>	<b>0</b>	<b>0</b>	<b>0</b>	<b>0</b>	<b>0</b>	<b>0</b>	<b>0</b>	<b>0</b>	<b>0</b>	<b>.000</b>	<b>.000</b>	<b>1.000</b>

KACIE HOFFMANN (2022-23 AT ARKANSAS; 2025-26 AT NEBRASKA)

Year	Avg.	G-GS	AB	R	H	2B	HR	RBI	SO	BB	SB	SLG%	OB%	FLD%
2022	.167	6-6	18	3	3	1	2	2	4	1	0	.556	.211	.667
2023	.091	4-4	11	0	1	1	0	2	3	0	0	.182	.167	.000
2025	.400	4-0	5	0	2	1	0	0	1	0	0	.600	.400	1.000
2026	.333	5-5	12	1	4	1	0	4	2	1	0	.417	.429	1.000
<b>Total</b>	<b>.217</b>	<b>19-15</b>	<b>46</b>	<b>4</b>	<b>10</b>	<b>4</b>	<b>2</b>	<b>8</b>	<b>10</b>	<b>1</b>	<b>0</b>	<b>.435</b>	<b>.265</b>	<b>.750</b>

ALEXIS JENSEN

Year	Avg.	G-GS	AB	R	H	2B	HR	RBI	SO	BB	SB	SLG%	OB%	FLD%
2026	.000	2-2	3	0	0	0	0	0	1	0	0	.000	.000	.000

AVA KUSZAK

Year	Avg.	G-GS	AB	R	H	2B	HR	RBI	SO	BB	SB	SLG%	OB%	FLD%
2025	.333	6-6	18	3	6	1	2	8	5	3	0	.722	.409	.846
2026	.231	5-5	13	2	3	1	0	1	2	3	0	.308	.353	1.000
<b>Total</b>	<b>.290</b>	<b>11-11</b>	<b>31</b>	<b>5</b>	<b>9</b>	<b>2</b>	<b>2</b>	<b>9</b>	<b>7</b>	<b>6</b>	<b>0</b>	<b>.548</b>	<b>.395</b>	<b>.909</b>

KENNADI WILLIAMS

Year	Avg.	G-GS	AB	R	H	2B	HR	RBI	SO	BB	SB	SLG%	OB%	FLD%
2025	.000	5-0	0	2	0	0	0	0	0	0	0	.000	.000	.000
2026	.000	5-0	0	1	0	0	0	0	0	0	0	.000	.000	.000
<b>Total</b>	<b>.000</b>	<b>10-0</b>	<b>0</b>	<b>3</b>	<b>0</b>	<b>0</b>	<b>0</b>	<b>0</b>	<b>0</b>	<b>0</b>	<b>0</b>	<b>.000</b>	<b>.000</b>	<b>.000</b>

## NCAA TOURNAMENT CAREER PITCHING STATS

**HANNAH CAMENZIND (2023-24 AT ARKANSAS; 2025 AT NEBRASKA)**

Year	G-GS	W-L	SV	ERA	SHO	IP	H	R	ER	BB	SO	2B	HR	HBP	Avg.
2023	3-1	1-0	0	11.11	1	5.2	7	9	9	3	1	2	2	0	.280
2025	1-0	0-0	0	0.00	0	2.0	0	0	0	0	1	0	0	0	.000
<b>Total</b>	<b>4-1</b>	<b>1-0</b>	<b>0</b>	<b>8.21</b>	<b>1</b>	<b>7.2</b>	<b>7</b>	<b>9</b>	<b>9</b>	<b>3</b>	<b>2</b>	<b>2</b>	<b>2</b>	<b>0</b>	<b>.226</b>

**JORDY FRAHM (2022-23 AT OKLAHOMA; 2025-26 AT NEBRASKA)**

Year	G-GS	W-L	SV	ERA	SHO	IP	H	R	ER	BB	SO	2B	HR	HBP	Avg.
2022	3-1	1-0	0	3.11	0	9.0	8	4	4	5	6	0	1	0	.258
2023	8-4	7-0	1	0.18	2	38.0	22	2	1	4	49	3	0	4	.162
2025	6-6	3-2	0	1.53	1	32.0	17	7	7	6	32	2	3	2	.153
2026	5-2	2-0	2	0.37	1	19.0	7	1	1	3	33	0	1	2	.109
<b>Total</b>	<b>22-13</b>	<b>13-2</b>	<b>3</b>	<b>0.93</b>	<b>4</b>	<b>98.0</b>	<b>54</b>	<b>14</b>	<b>13</b>	<b>18</b>	<b>120</b>	<b>5</b>	<b>5</b>	<b>8</b>	<b>.158</b>

**ALEXIS JENSEN**

Year	G-GS	W-L	SV	ERA	SHO	IP	H	R	ER	BB	SO	2B	HR	HBP	Avg.
2026	3-3	3-0	0	0.50	0	14.0	5	2	1	3	20	0	1	0	.104

**KYLEE MAGEE**

Year	G-GS	W-L	SV	ERA	SHO	IP	H	R	ER	BB	SO	2B	HR	HBP	Avg.
2025	1-0	1-0	0	4.67	0	3.0	4	2	2	2	3	0	1	0	.333

## WCWS CAREER HITTING STATS

**HANNAH COOR (AT OKLAHOMA)**

Year	Avg.	G-GS	AB	R	H	2B	HR	RBI	SO	BB	SB	SLG%	OB%	FLD%
2022	.000	3-0	0	3	0	0	0	0	0	0	0	.000	.000	.000
2024	.000	5-0	0	1	0	0	0	0	0	0	0	.000	.000	1.000
2025	.000	2-0	3	0	0	0	0	0	1	0	0	.000	.000	1.000
<b>Total</b>	<b>.000</b>	<b>10-0</b>	<b>3</b>	<b>4</b>	<b>0</b>	<b>0</b>	<b>0</b>	<b>0</b>	<b>1</b>	<b>0</b>	<b>0</b>	<b>.000</b>	<b>.000</b>	<b>1.000</b>

**JORDY FRAHM (AT OKLAHOMA)**

Year	Avg.	G-GS	AB	R	H	2B	HR	RBI	SO	BB	SB	SLG%	OB%	FLD%
2022	.000	3-1	0	0	0	0	0	0	0	0	0	.000	.000	.000
2023	.000	5-3	0	2	0	0	0	0	0	0	0	.000	.000	.900
<b>Total</b>	<b>.000</b>	<b>8-4</b>	<b>0</b>	<b>2</b>	<b>0</b>	<b>0</b>	<b>0</b>	<b>0</b>	<b>0</b>	<b>0</b>	<b>0</b>	<b>.000</b>	<b>.000</b>	<b>.900</b>

## WCWS CAREER PITCHING STATS

**JORDY FRAHM (AT OKLAHOMA)**

Year	G-GS	W-L	SV	ERA	SHO	IP	H	R	ER	BB	SO	2B	HR	HBP	Avg.
2022	3-1	1-0	0	3.11	0	9.0	8	4	4	5	6	0	1	0	.258
2023	5-3	4-0	1	0.00	2	24.2	12	0	0	3	33	1	0	2	.141
<b>Total</b>	<b>8-4</b>	<b>5-0</b>	<b>1</b>	<b>0.83</b>	<b>2</b>	<b>33.2</b>	<b>20</b>	<b>4</b>	<b>4</b>	<b>8</b>	<b>39</b>	<b>1</b>	<b>1</b>	<b>2</b>	<b>.172</b>

## 2026 NCAA TOURNAMENT RANKS

### PITCHING/DEFENSIVE RANKINGS

#### TEAM

CATEGORY	TOTAL	RANK
Opponent Average	.107	1st
WHIP	0.6	1st
Hits Allowed/7 IP	2.6	1st
Strikeout/Walk Ratio	8.8	1st
Strikeouts/7 IP	11.2	1st
ERA	0.42	2nd
Shutouts	2	4th
Fielding Pct.	.984	16th
Hit Batters	2	19th

#### JORDY FRAHM

CATEGORY	TOTAL	RANK
Strikeouts	33	1st
Strikeouts/7 IP	12.2	1st
Saves	2	1st
ERA*	0.37	2nd
Appearances	5	2nd
Hits Allowed/7 IP*	2.6	3rd
WHIP	0.53	3rd
Complete Games	2	3rd
Strikeout/Walk Ratio*	11.0	3rd
Shutouts	1	4th
Innings Pitched	19.0	8th
Wins	2	9th

\*minimum 10 IP

#### ALEXIS JENSEN

CATEGORY	TOTAL	RANK
Wins	3	3rd
ERA*	0.50	3rd
WHIP	0.54	4th
Strikeout/Walk Ratio*	6.7	5th
Games Started	3	7th
Strikeouts	20	8th
Strikeouts/7 IP	10.0	8th
Innings Pitched	14.0	24th

\*minimum 10 IP

# NCAA TOURNAMENT HISTORY

Year	Round	Location	Opponent	Result
1982	Regional	Lincoln, Neb.	Missouri	W, 1-0 (11)
1982	Regional	Lincoln, Neb.	Missouri	L, 0-1
1982	Regional	Lincoln, Neb.	Missouri	W, 4-1
1982	WCWS	Omaha, Neb.	vs. Creighton	W, 3-2 (8)
1982	WCWS	Omaha, Neb.	vs. Arizona St.	L, 0-2
1982	WCWS	Omaha, Neb.	vs. Fresno St.	L, 0-1
1984	Regional	Lincoln, Neb.	Oklahoma St.	W, 3-2 (18)
1984	Regional	Lincoln, Neb.	Oklahoma St.	W, 2-1 (14)
1984	WCWS	Omaha, Neb.	vs. Fresno St.	W, 2-0
1984	WCWS	Omaha, Neb.	vs. Texas A&M	L, 2-5
1984	WCWS	Omaha, Neb.	vs. Adelphi	W, 2-1
1984	WCWS	Omaha, Neb.	vs. UCLA	L, 0-1 (8)

Nebraska went 5-3 at the 1985 NCAA Tournament and finished as the national runner-up to UCLA, but the Huskers' appearance was later vacated by the NCAA Committee on Infractions.

1987	Regional	Lincoln, Neb.	Utah	W, 6-0
1987	Regional	Lincoln, Neb.	Utah	W, 3-2 (9)
1987	WCWS	Omaha, Neb.	vs. Fresno St.	W, 1-0
1987	WCWS	Omaha, Neb.	vs. UCLA	L, 0-3
1987	WCWS	Omaha, Neb.	vs. Central Michigan	W, 2-1
1987	WCWS	Omaha, Neb.	vs. Texas A&M	L, 0-4
1988	Regional	Lincoln, Neb.	Iowa St.	W, 5-2
1988	Regional	Lincoln, Neb.	Creighton	L, 2-3
1988	Regional	Lincoln, Neb.	Creighton	W, 7-2
1988	Regional	Lincoln, Neb.	Creighton	W, 4-1
1988	WCWS	Sunnyvale, Calif.	vs. Cal Poly Pomona	L, 0-3
1988	WCWS	Sunnyvale, Calif.	vs. Adelphi	W, 5-1
1988	WCWS	Sunnyvale, Calif.	vs. Fresno St.	L, 0-1 (9)
1995	Regional	Tucson, Ariz.	vs. Florida St.	W, 6-1
1995	Regional	Tucson, Ariz.	at Arizona	L, 1-9 (6)
1995	Regional	Tucson, Ariz.	vs. Florida St.	L, 2-6
1996	Regional	Lafayette, La.	vs. Minnesota	W, 5-0
1996	Regional	Lafayette, La.	at SW Louisiana	L, 4-9 (8)
1996	Regional	Lafayette, La.	vs. Nicholls St.	L, 0-2
1997	Regional	Tucson, Ariz.	vs. Arizona St.	W, 10-1
1997	Regional	Tucson, Ariz.	at Arizona	L, 0-2
1997	Regional	Tucson, Ariz.	vs. Arizona St.	W, 2-1
1997	Regional	Tucson, Ariz.	at Arizona	L, 1-5
1998	Regional	Lincoln, Neb.	Coastal Carolina	W, 7-0
1998	Regional	Lincoln, Neb.	Iowa	W, 1-0
1998	Regional	Lincoln, Neb.	Oregon	W, 9-7
1998	WCWS	Oklahoma City	vs. Fresno St.	L, 1-6
1998	WCWS	Oklahoma City	vs. Texas	W, 2-1
1998	WCWS	Oklahoma City	vs. Washington	L, 1-3
1999	Regional	Ann Arbor, Mich.	vs. Notre Dame	W, 2-0
1999	Regional	Ann Arbor, Mich.	vs. Arizona St.	L, 0-1
1999	Regional	Ann Arbor, Mich.	vs. Notre Dame	W, 4-3 (8)
1999	Regional	Ann Arbor, Mich.	vs. Florida Atlantic	W, 4-2 (8)
1999	Regional	Ann Arbor, Mich.	vs. Arizona St.	W, 2-1 (8)
1999	Regional	Ann Arbor, Mich.	vs. Arizona St.	L, 2-4
2000	Regional	Tucson, Ariz.	vs. Illinois St.	W, 8-0 (5)
2000	Regional	Tucson, Ariz.	vs. South Carolina	W, 11-1 (6)
2000	Regional	Tucson, Ariz.	at Arizona	L, 0-13 (5)
2000	Regional	Tucson, Ariz.	vs. South Carolina	W, 9-0 (5)
2000	Regional	Tucson, Ariz.	at Arizona	L, 0-5

2001	Regional	Palo Alto, Calif.	vs. Brigham Young	W, 3-1
2001	Regional	Palo Alto, Calif.	vs. Pacific	W, 2-1
2001	Regional	Palo Alto, Calif.	at Stanford	L, 1-5
2001	Regional	Palo Alto, Calif.	vs. Pacific	L, 1-3
2002	Regional	Iowa City, Iowa	vs. Illinois-Chicago	W, 1-0
2002	Regional	Iowa City, Iowa	at Iowa	W, 3-0
2002	Regional	Iowa City, Iowa	vs. Oregon St.	W, 7-0
2002	Regional	Iowa City, Iowa	vs. Notre Dame	W, 5-3
2002	WCWS	Oklahoma City	vs. Arizona	L, 0-1
2002	WCWS	Oklahoma City	vs. Michigan	W, 1-0
2002	WCWS	Oklahoma City	vs. Florida St.	L, 3-4
2003	Regional	Lincoln, Neb.	Hofstra	L, 1-3
2003	Regional	Lincoln, Neb.	Pacific	W, 11-7
2003	Regional	Lincoln, Neb.	Mississippi St.	W, 8-0 (6)
2003	Regional	Lincoln, Neb.	Hofstra	W, 6-0
2003	Regional	Lincoln, Neb.	Iowa	L, 1-2
2004	Regional	Lincoln, Neb.	Lehigh	W, 6-0
2004	Regional	Lincoln, Neb.	Creighton	W, 2-0
2004	Regional	Lincoln, Neb.	California	L, 0-2
2004	Regional	Lincoln, Neb.	Creighton	W, 3-1
2004	Regional	Lincoln, Neb.	California	L, 0-2
2005	Regional	Lincoln, Neb.	Iowa	W, 4-0
2005	Regional	Lincoln, Neb.	Washington	L, 6-7
2005	Regional	Lincoln, Neb.	Iowa	L, 0-1
2006	Regional	Iowa City, Iowa	at Iowa	W, 1-0 (10)
2006	Regional	Iowa City, Iowa	vs. California	L, 2-4
2006	Regional	Iowa City, Iowa	vs. Illinois St.	W, 3-1
2006	Regional	Iowa City, Iowa	vs. California	L, 1-6
2007	Regional	Lincoln, Neb.	Georgia	L, 2-3
2007	Regional	Lincoln, Neb.	Creighton	L, 1-2
2009	Regional	Knoxville, Tenn.	vs. Jacksonville St.	W, 4-2 (9)
2009	Regional	Knoxville, Tenn.	at Tennessee	L, 2-5
2009	Regional	Knoxville, Tenn.	vs. Jacksonville St.	L, 1-4
2010	Regional	Seattle, Wash.	vs. North Carolina	L, 0-1
2010	Regional	Seattle, Wash.	vs. North Dakota St.	W, 5-1
2010	Regional	Seattle, Wash.	vs. North Carolina	L, 0-1 (8)
2011	Regional	Stanford, Calif.	vs. Fresno St.	L, 0-1 (10)
2011	Regional	Stanford, Calif.	vs. Pacific	W, 11-1 (5)
2011	Regional	Stanford, Calif.	vs. Fresno St.	W, 5-0
2011	Regional	Stanford, Calif.	at Stanford	L, 1-4
2013	Regional	Lincoln, Neb.	Northern Iowa	W, 4-0
2013	Regional	Lincoln, Neb.	Stanford	W, 7-1
2013	Regional	Lincoln, Neb.	Stanford	W, 10-5
2013	Super Reg.	Eugene, Ore.	at Oregon	W, 5-2
2013	Super Reg.	Eugene, Ore.	at Oregon	L, 3-4 (11)
2013	Super Reg.	Eugene, Ore.	at Oregon	W, 4-2
2013	WCWS	Oklahoma City	vs. Washington	L, 3-4 (8)
2013	WCWS	Oklahoma City	vs. Florida	L, 8-9 (15)
2014	Regional	Columbia, Mo.	vs. Kansas	L, 1-3
2014	Regional	Columbia, Mo.	vs. Bradley	W, 9-0 (5)
2014	Regional	Columbia, Mo.	vs. Kansas	W, 2-1
2014	Regional	Columbia, Mo.	at Missouri	W, 11-4
2014	Regional	Columbia, Mo.	at Missouri	W, 8-1
2014	Super Reg.	Tuscaloosa, Ala.	at Alabama	L, 5-6 (12)
2014	Super Reg.	Tuscaloosa, Ala.	at Alabama	L, 1-2

## NEBRASKA SOFTBALL

Year	Round	Location	Opponent	Result
2015	Regional	Baton Rouge, La.	vs. Arizona St.	L, 2-5
2015	Regional	Baton Rouge, La.	vs. Texas Southern	W, 5-0
2015	Regional	Baton Rouge, La.	at LSU	L, 2-3 (10)
2016	Regional	Columbia, Mo.	vs. Louisville	W, 3-2
2016	Regional	Columbia, Mo.	at Missouri	L, 0-8 (6)
2016	Regional	Columbia, Mo.	vs. BYU	W, 2-0
2016	Regional	Columbia, Mo.	at Missouri	L, 0-9 (5)
2022	Regional	Stillwater, Okla.	vs. North Texas	W, 3-0
2022	Regional	Stillwater, Okla.	at Oklahoma State	L, 4-7
2022	Regional	Stillwater, Okla.	vs North Texas	L, 0-3
2023	Regional	Stillwater, Okla.	vs. Wichita St.	L, 5-6
2023	Regional	Stillwater, Okla.	vs. UMBC	W, 3-2
2023	Regional	Stillwater, Okla.	vs. Wichita St.	W, 9-8 (9)
2023	Regional	Stillwater, Okla.	at Oklahoma St.	L, 2-5
2025	Regional	Baton Rouge, La.	vs. UConn	W, 10-2 (6)
2025	Regional	Baton Rouge, La.	vs. SLU	W, 14-1 (5)
2025	Regional	Baton Rouge, La.	vs. SLU	W, 8-0 (6)
2025	Super Reg.	Knoxville, Tenn.	at Tennessee	W, 5-2
2025	Super Reg.	Knoxville, Tenn.	at Tennessee	L, 2-3
2025	Super Reg.	Knoxville, Tenn.	at Tennessee	L, 0-1
2026	Regional	Lincoln, Neb.	vs. South Dakota	W, 4-1
2026	Regional	Lincoln, Neb.	vs. GCU	W, 2-0
2026	Regional	Lincoln, Neb.	vs. GCU	W, 1-0
2026	Super Reg.	Lincoln, Neb.	vs. Oklahoma State	W, 8-1
2026	Super Reg.	Lincoln, Neb.	vs. Oklahoma State	W, 9-1 (5)

**28 NCAA Tournament Appearances (74-58)**

**4 NCAA Super Regional Appearances (5-5)**

**8 Women's College World Series Appearances (8-14)**

### ALL-TIME NCAA TOURNAMENT FINISHES

Year	Round	Finish	Ranking <sup>^</sup>	Final Game
1982	WCWS	t-5th	--	vs. Arizona State
1984	WCWS	t-3rd	--	vs. UCLA
1987	WCWS	t-3rd	--	vs. Texas A&M
1988	WCWS	t-5th	--	vs. Fresno State
1995	Regional	t-17th	18th	vs. Florida State
1996	Regional	t-17th	18th	vs. Nicholls State
1997	Regional	t-9th	25th	at Arizona
1998	WCWS	t-5th	5th	vs. Washington
1999	Regional	t-9th	20th	vs. Arizona State
2000	Regional	t-9th	14th	at Arizona
2001	Regional	t-17th	14th	vs. Pacific
2002	WCWS	t-5th	6th	vs. Florida State
2003	Regional	t-17th	13th	Iowa
2004	Regional	t-9th	14th	California
2005	Regional	t-33rd	25th	Iowa
2006	Regional	t-17th	15th	vs. California
2007	Regional	t-49th	NR	Creighton
2009	Regional	t-33rd	NR	vs. Jacksonville State
2010	Regional	t-33rd	NR	vs. North Carolina
2011	Regional	t-17th	21st	at Stanford
2013	WCWS	t-7th	8th	vs. Florida
2014	Super Reg.	t-9th	16th	at Alabama
2015	Regional	t-33rd	NR	at LSU
2016	Regional	t-17th	NR	at Missouri
2022	Regional	t-33rd	NR	vs. North Texas
2023	Regional	t-17th	NR	at Oklahoma State
2025	Super Reg.	t-9th	TBD	at Tennessee

<sup>^</sup>rankings from the NFCA Coaches Poll, which began in 1995

**NCAA Tournament teams:** 16 (1982-87); 20 (1988-93); 32 (1994-98); 48 (1999-2002); 64 (2003-present)

# TEAM SEASON RECORDS

## BATTING

### BATTING AVERAGE

1. .346.....	2025 (543/1,568)
2. .337.....	2015 (524/1,554)
<b>3. .334.....</b>	<b>2026 (526/1,573)</b>
4. .315.....	1995 (538/1,706)
5. .310.....	2022 (482/1,557)

### AT BATS

1. 1,843.....	2000
2. 1,820.....	1996
3. 1,721.....	2001
4. 1,706.....	1995
5. 1,670.....	2014

### HITS

1. 551.....	1996
2. 543.....	2025
3. 538.....	1995
<b>4. 526.....</b>	<b>2026</b>
5. 524.....	2015

### RUNS SCORED

1. 459.....	2025
2. 400.....	2015
<b>400.....</b>	<b>2026</b>
4. 358.....	1996
5. 352.....	2014

### DOUBLES

1. 101.....	2025
<b>2. 97.....</b>	<b>2026</b>
3. 94.....	1995
94.....	2023
5. 90.....	2014

### TRIPLES

1. 29.....	1979
2. 27.....	1980
3. 25.....	1978
4. 22.....	1986
5. 20.....	1994

### HOME RUNS

1. 107.....	2025
<b>2. 93.....</b>	<b>2026</b>
3. 76.....	2022
4. 73.....	2014
5. 65.....	2016

### EXTRA-BASE HITS

1. 218.....	2025
<b>2. 204.....</b>	<b>2026</b>
3. 173.....	2014
4. 171.....	2022
5. 164.....	2023

### RBI's

1. 410.....	2025
<b>2. 376.....</b>	<b>2026</b>
3. 370.....	2015
4. 325.....	2014
5. 321.....	1996

### SLUGGING PERCENTAGE

1. .628.....	2025
<b>2. .591.....</b>	<b>2026</b>
3. .523.....	2022
4. .505.....	2015
5. .499.....	2023

### TOTAL BASES

1. 985.....	2025
<b>2. 930.....</b>	<b>2026</b>
3. 827.....	2014
4. 815.....	2022
5. 789.....	1995

### ON-BASE PERCENTAGE

1. .431.....	2015
2. .430.....	2025
<b>3. .416.....</b>	<b>2026</b>
4. .391.....	2011
5. .390.....	2016

### WALKS

1. 217.....	2015
2. 215.....	2013
3. 204.....	2012
4. 203.....	1996
5. 202.....	2000

### HIT-BY-PITCHES

1. 60.....	2010
2. 57.....	2025
3. 52.....	2015
4. 51.....	2016
5. 49.....	2014

### STOLEN BASES

1. 128.....	2002
2. 124.....	1990
3. 109.....	2000
4. 100.....	1992
5. 95.....	2001

### SACRIFICES

1. 96.....	1982
2. 91.....	1981
3. 71.....	1989
4. 70.....	1987
70.....	2000
70.....	2007

## PITCHING

### EARNED RUN AVERAGE

1. 0.56.....	1987
2. 0.65.....	1985
3. 0.67.....	1984
4. 0.68.....	1986
5. 0.92.....	1988

### INNINGS

1. 480.0.....	2000
2. 454.0.....	2001
3. 439.0.....	2002
4. 438.1.....	1996
5. 424.1.....	1988

### RUNS ALLOWED

1. 57.....	1985
2. 58.....	1987
3. 63.....	1984
4. 66.....	1986
5. 69.....	1982

### EARNED RUNS ALLOWED

1. 29.....	1987
2. 32.....	1985
3. 33.....	1986
4. 35.....	1984
5. 49.....	1982
49.....	1991

### STRIKEOUTS

1. 502.....	2001
<b>2. 486.....</b>	<b>2026</b>
3. 476.....	2006
4. 467.....	2004
5. 455.....	2007

### SHUTOUTS

1. 27.....	2000
27.....	2002
3. 26.....	2004
4. 24.....	2001
5. 23.....	1984
23.....	1985
23.....	1987

### COMPLETE GAMES

1. 51.....	2004
2. 50.....	1988
3. 47.....	1989
4. 46.....	1998
5. 45.....	2013

### SAVES

1. 17.....	1983
2. 13.....	1984
<b>13.....</b>	<b>2026</b>
4. 9.....	2018
5. 8.....	1986
8.....	2010

## OVERALL

### GAMES PLAYED

1. 73.....	2000
2. 66.....	2001
3. 65.....	1996
4. 64.....	2002
5. 63.....	1995

### VICTORIES

1. 52.....	2000 (52-21)
2. 51.....	2001 (51-15)
51.....	2026 (51-6)
4. 50.....	2002 (50-14)
5. 48.....	1998 (48-12)

### WIN PERCENTAGE

<b>1. .895.....</b>	<b>2026 (51-6)</b>
2. .800.....	1998 (48-12)
3. .792.....	1986 (38-10)
4. .788.....	1987 (41-11)
5. .786.....	2006 (44-12)

### WINNING STREAK

<b>1. 26... March 29, 2026-pres.</b>
2. 23... Feb. 22-March 27, 2002
3. 18..... March 9-30, 2001
18... March 18-April 17, 2022
5. 17... April 11-May 20, 1987
17... April 15-May 24, 1984
17..... April 1-29, 2001

### LOSING STREAK

1. 12..... March 9-26, 2019
2. 10..... April 17-26, 1993
10..... March 5-26, 1994
10..... Feb. 9-25, 2017
5. 8..... April 20-May 5, 2018

### NCAA TOURNAMENT VICTORIES

1. 5.....	2002
5.....	2013
<b>5.....</b>	<b>2026</b>
3. 4.....	1984
4.....	1987
4.....	1988
4.....	1998
4.....	1999
4.....	2014
4.....	2025

### POSTSEASON WIN PERCENTAGE

1. .714.....	2002 (5-2)
2. .667.....	1984 (4-2)
.667.....	1987 (4-2)
.667.....	1998 (4-2)
.667.....	1999 (4-2)
.667.....	2025 (4-2)

**1.000.....2026 (5-0)**

# INDIVIDUAL SEASON RECORDS

## BATTING

### BATTING AVERAGE (MIN. 100 AT BATS)

- Jordy Frahm, 2025.....462 (78-169)
- Tobin Echo-Hawk, 1994....439 (68-155)
- Ali Viola, 1995.....437 (87-199)
- Ali Viola, 1998.....424 (72-170)
- Ali Viola, 1996.....421 (85-202)
- Jordy Frahm, 2026 .... .416 (77-185)**
- MJ Knighten, 2015 .....412 (82-199)
- Ava Kuszak, 2025.....412 (70-170)
- Kiki Stokes, 2016.....409 (74-181)
- Kiki Stokes, 2015.....407 (72-177)
- Tobin Echo-Hawk, 1995 .405 (85-210)
- Hannah Camenzind, 2026. .389 (68-175)**
- Anne Steffan, 2005 .....388 (80-206)
- Jennifer Lizama, 1999 ....387 (63-163)
- Billie Andrews, 2024.....383 (67-175)
- Ashley Guile, 2010.....382 (60-157)
- Steph Pasquale, 2015 ....379 (61-161)
- Lizzy Rock, 2005.....378 (62-164)
- Jennifer Lizama, 2000 ....378 (68-180)
- MJ Knighten, 2016 .....376 (64-170)

### AT BATS

- Kim Ogee, 2000.....221
- Hailey Decker, 2014.....217
- Karla Knicely, 1996.....212
- Gloria Von Rentzell, 1996.....212
- Amber Burgess, 2000.....211
- Tobin Echo-Hawk, 1995.....210
- Tobin Echo-Hawk, 1996.....209
- Anne Steffan, 2004.....208
- Kim Ogee, 2001.....207
- Leigh Suhr, 2001.....206
- Anne Steffan, 2005.....206

### HITS

- Ali Viola, 1995.....87
- Tobin Echo-Hawk, 1995.....85
- Ali Viola, 1996.....85
- MJ Knighten, 2015.....82
- Anne Steffan, 2005.....80
- Hailey Decker, 2014.....80
- Jordy Frahm, 2025.....78
- Jordy Frahm, 2026 .....77**
- Anne Steffan, 2004.....74
- Kim Ogee, 2000.....74
- Kiki Stokes, 2016.....74

### RUNS SCORED

- Jordy Frahm, 2025.....72
- Kiki Stokes, 2015.....66
- Tobin Echo-Hawk, 1996.....61
- MJ Knighten, 2016.....61
- Ali Viola, 1996.....59
- Ava Kuszak, 2025.....59
- Jordy Frahm, 2026 .....59**
- Taylor Edwards, 2014.....58
- Kiki Stokes, 2016.....58
- Tobin Echo-Hawk, 1995.....55
- Jennifer Lizama, 1998.....55
- Kim Ogee, 2002.....55
- Billie Andrews, 2024.....55

### DOUBLES

- Tobin Echo-Hawk, 1995.....22
- Ali Viola, 1995.....21
- Hailey Decker, 2014.....21
- Kim Ogee, 2003.....16
- Alyvia Simmons, 2017.....16
- Jordy Frahm, 2025.....16
- Hannah Camenzind, 2026.....16**
- Jane Kremer, 1988.....15
- Ashley Guile, 2010.....15
- Tobin Echo-Hawk, 1994.....14
- Ali Viola, 1996.....14
- Crystal Carwile, 2007.....14
- Brooke Thomason, 2010.....14
- Gabby Banda, 2012.....14
- Brooke Thomason, 2012.....14
- Taylor Edwards, 2013.....14
- Cam Ybarra, 2022.....14
- Caitlynn Neal, 2023.....14
- Ava Bredwell, 2024.....14
- Samantha Bland, 2024.....14
- Hannah Camenzind, 2025.....14

### TRIPLES

- Kathy Foley, 1980.....10
- Margie Ogradowicz, 1988.....9
- Kathy Foley, 1979.....6
- Julie Uryasz, 1979.....6
- Laura Lowe, 1980.....6
- Margie Ogradowicz, 1986.....6
- Shelley Scott, 1978.....5
- Julie Uryasz, 1978.....5
- Kiki Stokes, 2015.....5
- Betsy Anderson, 1977.....4
- Denise Day, 1985.....4
- Denise McMillan, 1993.....4
- Sherry Allcorn, 1994.....4
- Denise McMillan, 1994.....4
- Lisa Wangler, 2002.....4
- Kiki Stokes, 2014.....4
- MJ Knighten, 2015.....4
- Alyvia Simmons, 2018.....4
- Courtney Wallace, 2019.....4
- Jordy Frahm, 2026 .....4**

### HOME RUNS

- Jordy Frahm, 2025.....23
- Ali Viola, 1998.....22
- MJ Knighten, 2016.....21
- Ava Kuszak, 2025.....21
- Billie Andrews, 2022.....20
- Jordy Frahm, 2026 .....19**
- Taylor Edwards, 2011.....18
- Taylor Edwards, 2014.....18
- Billie Andrews, 2024.....18
- Christie McCoy, 1998.....17
- Jesse Farrell, 2026.....17**

### EXTRA-BASE HITS

- Jordy Frahm, 2025.....41
- Ali Viola, 1995.....35
- Hailey Decker, 2014.....35
- Ava Kuszak, 2025.....35
- Jordy Frahm, 2026 .....34**
- Ali Viola, 1996.....32
- Ali Viola, 1998.....31
- Jesse Farrell, 2026.....31**
- Tobin Echo-Hawk, 1995.....30
- Billie Andrews, 2024.....30

### RBI

- Ali Viola, 1995.....72
- Ali Viola, 1996.....71
- Taylor Edwards, 2011.....67
- Jordy Frahm, 2025.....66
- Ava Kuszak, 2025.....64
- MJ Knighten, 2015.....60
- MJ Knighten, 2016.....60
- Brooke Thomason, 2013.....58
- Ali Viola, 1998.....57
- Hannah Camenzind, 2026.....56**

### TOTAL BASES

- Jordy Frahm, 2025.....167
- Jordy Frahm, 2026 .....153**
- Ali Viola, 1996.....150
- Ali Viola, 1995.....149
- Ava Kuszak, 2025.....148
- Ali Viola, 1998.....147
- Hailey Decker, 2014.....143
- MJ Knighten, 2016.....135
- Billie Andrews, 2024.....135
- Tobin Echo-Hawk, 1995.....129

### SLUGGING PERCENTAGE (MIN. 100 AT BATS)

- Jordy Frahm, 2025......988 (167-169)
- Ava Kuszak, 2025......871 (148-170)
- Ali Viola, 1998......865 (147-170)
- Jordy Frahm, 2026 .. .827 (153-185)**
- MJ Knighten, 2016 .... .794 (135-170)
- Billie Andrews, 2024 ... .771 (135-175)
- Tristen Edwards, 2019.. .758 (113-149)
- Ali Viola, 1995......749 (149-199)
- Jennifer Lizama, 1999. .748 (122-163)
- Ali Viola, 1996......743 (150-202)

### STOLEN BASES

- Anne Steffan, 2005.....32
- Jessica Yoachim, 2006.....32
- Kim Ogee, 2002.....31
- Anne Steffan, 2004.....29
- Joy Rishel, 1990.....29
- Jennifer Lizama, 2000.....27
- Kim Ogee, 2001.....27
- Jessica Yoachim, 2005.....27
- Jennifer Lizama, 1999.....25
- Lizzy Rock, 2006.....25

### WALKS

- Gabby Banda, 2013.....41
- Taylor Edwards, 2014.....41
- Ali Viola, 1998.....40
- Jennifer Lizama, 1999.....40
- Taylor Edwards, 2012.....40
- Ali Viola, 1996.....39
- MJ Knighten, 2016.....39
- Amy Offenbacher, 1995.....38
- Kim Ogee, 2002.....37
- Taylor Edwards, 2011.....37
- Billie Andrews, 2022.....37

# INDIVIDUAL SEASON RECORDS

## HIT BY PITCH

1. Kiki Stokes, 2015.....	17
Tristen Edwards, 2021.....	17
3. Taylor Edwards, 2013.....	16
4. Alicia Armstrong, 2016.....	15
5. Taylor Edwards, 2014.....	13
6. Julie Brechtel, 2010.....	11
Ashley Guile, 2010.....	11
Jordy Frahm, 2025.....	11
9. Trisha Tannahill, 2006.....	10
Austen Urness, 2014.....	10
Alicia Armstrong, 2015.....	10
Abbie Squier, 2023.....	10
Ava Bredwell, 2024.....	10

## SACRIFICES

1. Lizzy Rock, 2005.....	27
2. Deanne Carr, 1982.....	22
3. Deanna Mays, 1989.....	21
4. Denice Feldhaus, 1984.....	20
Gloria Von Rentzell, 1996.....	20
6. Jessica Yoachim, 2005.....	19
7. Rockie Candelario, 1981.....	18
Meghan Mullin, 2007.....	18
9. Kris Hermanson, 1979.....	17
10. Ruth Chatwin, 1988.....	16
Tobin Echo-Hawk, 1996.....	16

## GAMES PLAYED

1. Amber Burgess, 2000.....	73
Jamie Fuente, 2000.....	73
Jenifer Williams, 2000.....	73
4. Kim Ogee, 2000.....	72
5. Jill Baker, 2000.....	69
6. Ginger Taylor, 2000.....	68
7. Amanda Buchholz, 2001.....	66
Amber Burgess, 2001.....	66
Jamie Fuente, 2001.....	66
Kim Ogee, 2001.....	66
Cindy Roethemeyer, 2001.....	66
Leigh Suhr, 2001.....	66

## FIELDING

### PUTOUTS

1. Jamie Fuente, 1998.....	519
2. Deanna Mays, 1989.....	470
3. Gloria Von Rentzell, 1995.....	465
4. Amber Burgess, 2001.....	455
5. Amber Burgess, 2000.....	435
6. Dawna Tyson, 2014.....	427
7. Jamie Fuente, 1999.....	413
Mya Felder, 2023.....	413
9. Mattie Fowler, 2016.....	411
10. Jamie Fuente, 2000.....	409
Taylor Edwards, 2011.....	409

### ASSISTS

1. Tobin Echo-Hawk, 1996.....	170
2. Ali Viola, 1995.....	160
Cindy Roethemeyer, 1998.....	160
4. Shae Sloan, 1992.....	154
5. Tobin Echo-Hawk, 1995.....	151
6. Ali Viola, 1996.....	150
Alicia Armstrong, 2013.....	150
8. Denise Day, 1984.....	147
9. MJ Knighten, 2014.....	146
10. Alicia Armstrong, 2014.....	143

## FIELDING PERCENTAGE (MIN. 150 CHANCES)

1. Mattie Fowler, 2016.....	1.000 (435)
Jenny Smith, 1996.....	1.000 (272)
Ava Bredwell, 2024.....	1.000 (185)
4. Jamie Fuente, 2000.....	.998 (430)
5. Madi Unzicker, 2018.....	.997 (363)
6. Mary K. Wolda, 1986.....	.996 (236)
7. Jamie Waldecker, 2005.....	.995 (435)
8. Kris Vucurevic, 1991.....	.995 (202)
9. Denice Feldhaus, 1984.....	.994 (359)
10. Sheena Lawrick, 2005.....	.994 (358)

## PITCHING

### VICTORIES

1. Jenny Voss, 1998 (40-9).....	40
2. Peaches James, 2004 (37-9).....	37
3. Ashley Hagemann, 2011 (31-13).....	31
4. Tatum Edwards, 2013 (30-10).....	30
5. Leigh Ann Walker, 2002 (28-5).....	28
6. Ashley DeBuhr, 2006 (26-10).....	26
Jordy Frahm, 2025 (26-8).....	26
8. Molly Hill, 2009 (25-15).....	25
Courtney Wallace, 2023 (25-16).....	25
<b>Alexis Jensen, 2025 (25-2).....</b>	<b>25</b>

### WIN PERCENTAGE (MIN. 10 DECISIONS)

1. Molly Hill, 2006.....	.900 (18-2)
2. Lori Sippel, 1987.....	.870 (20-3)
3. Marlys Handley, 1986.....	.867 (13-2)
4. Leigh Ann Walker, 2002.....	.848 (28-5)
5. Mori Emmons, 1984.....	.828 (24-5)
6. Jenny Voss, 1998.....	.816 (40-9)
7. Peaches James, 2004.....	.804 (37-9)
8. Mori Emmons, 1985.....	.800 (12-3)
Emily Lockman, 2014.....	.800 (20-5)
10. Summer Tobias, 2003.....	.789 (15-4)

### INNINGS PITCHED

1. Jenny Voss, 1998.....	340.1
2. Peaches James, 2004.....	298.1
3. Jenny Voss, 1997.....	295.1
4. Ashley DeBuhr, 2005.....	288.2
5. Ashley Hagemann, 2011.....	276.1
6. Ashley Hagemann, 2012.....	261.1
7. Molly Hill, 2009.....	257.1
8. Tatum Edwards, 2013.....	253.1
9. Lori Sippel, 1988.....	245.2
10. Peaches James, 2003.....	243.2

### EARNED RUN AVERAGE (MIN. 100 INNINGS)

1. Lori Sippel, 1986.....	0.37 (7/133.0)
2. Lori Sippel, 1987.....	0.38 (9/168.0)
3. Jeanne Wagner, 1982.....	0.41 (11/187.0)
4. Lori Sippel, 1985.....	0.42 (9/148.7)
5. Donna Deardorff, 1987.....	0.43 (9/147.0)
6. Mori Emmons, 1984.....	0.56 (17/213.3)
7. Peaches James, 2004.....	0.70 (30/298.1)
8. Mori Emmons, 1985.....	0.73 (11/105.0)
9. Lori Sippel, 1988.....	0.83 (29/215.7)
10. Stephanie Skegas, 1991.....	0.87 (21/169.0)

### STRIKEOUTS

1. Peaches James, 2004.....	394
2. Ashley Hagemann, 2011.....	344
3. Ashley DeBuhr, 2005.....	335
4. Ashley Hagemann, 2012.....	320
5. Ashley DeBuhr, 2006.....	304
6. Jordy Frahm, 2025.....	286
7. Lori Sippel, 1988.....	285

8. Leigh Ann Walker, 2001.....	278
9. Ashley DeBuhr, 2007.....	268
10. Peaches James, 2003.....	250

### WALK PERCENTAGE (MIN. 100 INNINGS)

1. Mori Emmons, 1985.....	0.467 (7/105.0)
2. Mori Emmons, 1984.....	0.689 (21/213.1)
3. Stephanie Skegas, 1991.....	0.746 (18/169.0)
4. Lori Sippel, 1986.....	0.789 (15/133.0)
5. Alison Bodley, 1979.....	1.067 (16/105.0)
6. Summer Tobias, 2003.....	1.140 (22/134.2)
7. Rhonda Revelle, 1981.....	1.130 (22/136.1)
8. Sandy Wolterman, 1981.....	1.184 (35/207.0)
<b>9. Jordy Frahm, 2026.....</b>	<b>1.223 (30/171.2)</b>
10. Jenny Voss, 1998.....	1.234 (60/340.1)

### SHUTOUTS

1. Peaches James, 2004.....	18
2. Lori Sippel, 1988.....	14
Jenny Voss, 1998.....	14
4. Lori Sippel, 1987.....	12
Leigh Ann Walker, 2002.....	12
Ashley DeBuhr, 2006.....	12
7. Donna Deardorff, 1987.....	10
Jenny Voss, 2000.....	10
Tatum Edwards, 2013.....	10
10. Marlys Handley, 1986.....	9
Peaches James, 2002.....	9
Peaches James, 2003.....	9
Tatum Edwards, 2014.....	9

### SAVES

<b>1. Jordy Frahm, 2026.....</b>	<b>12</b>
2. Rhonda Revelle, 1983.....	7
3. Mori Emmons, 1984.....	6
Sandy Wolterman, 1984.....	6
Lori Sippel, 1987.....	6
Kaylan Jablonski, 2018.....	6
7. Mori Emmons, 1983.....	5
Ashley Hagemann, 2010.....	5
Cassie McClure, 2015.....	5
Cassie McClure, 2016.....	5

### COMPLETE GAMES

1. Jenny Voss, 1998.....	46
2. Peaches James, 2004.....	39
3. Jenny Voss, 1997.....	36
4. Ashley Hagemann, 2012.....	34
5. Ashley DeBuhr, 2005.....	32
Ashley Hagemann, 2011.....	32
7. Tatum Edwards, 2013.....	30
8. Lori Sippel, 1988.....	29
Tatum Edwards, 2014.....	29
10. Jenny Voss, 1999.....	27
Peaches James, 2003.....	27
Molly Hill, 2009.....	27

# FRESHMAN & SOPHOMORE RECORDS

## FRESHMAN RECORDS

### BATTING AVERAGE (MIN. 100 AT BATS)

1. Ali Viola, 1995 ..... .437 (87-199)
2. Jennifer Lizama, 1997..... .372 (64-172)
3. Katelyn Caneda, 2023 ..... .366 (63-172)

### HITS

1. Ali Viola, 1995 ..... 87
2. Kim Ogee, 2000 ..... 74
3. Jennifer Lizama, 1997..... 64

### RUNS

1. Jennifer Lizama, 1997 ..... 47
2. Kim Ogee, 2000 ..... 46
3. Ali Viola, 1995 ..... 43

### DOUBLES

1. Ali Viola, 1995 ..... 21
2. Brooke Thomason, 2010 ..... 14
- Samantha Bland, 2024 ..... 14

### TRIPLES

1. Shelly Scott, 1978..... 5
2. Sherry Allcorn, 1994 ..... 4
- Courtney Wallace, 2019 ..... 4

### HOME RUNS

1. Taylor Edwards, 2011 ..... 18
2. Tatum Edwards, 2011 ..... 14
3. Ali Viola, 1995 ..... 13

### RBIs

1. Ali Viola, 1995 ..... 72
2. Taylor Edwards, 2011 ..... 67
3. Nicole Trimboli, 2001 ..... 45

### SLUGGING PERCENTAGE (MIN. 100 AT BATS)

1. Ali Viola, 1995 ..... .749 (149-199)
2. Taylor Edwards, 2011 ... .738 (118-160)
3. Jennifer Lizama, 1997... .669 (115-172)

### STOLEN BASES

1. Kim Ogee, 2000 ..... 21 (21-30)
2. Amy Killman, 1989 ..... 20 (20-25)
3. Jennifer Lizama, 1997..... 17 (17-18)

### WINS

1. Alexis Jensen, 2026 ..... 25 (25-2)
2. Jenny Voss, 1997 ..... 24 (24-19)
3. Angela Blackwood, 1995..... 22 (22-11)

### WIN PERCENTAGE (MIN. 15 DECISIONS)

1. Alexis Jensen, 2026 ..... .926 (25-2)
2. Molly Hill, 2006..... .900 (18-2)
3. Marlys Handley, 1986 ..... .867 (13-2)

### INNINGS PITCHED

1. Jenny Voss, 1997 ..... 295.1
2. Lisa Shandy, 1992..... 215.1
3. Angela Blackwood, 1995..... 202.1

### EARNED RUN AVERAGE

1. Lori Sippel, 1985 ..... 0.42 (9/148.7)
2. Peaches James, 2001 ... 1.37 (41/148.1)
3. Summer Tobias, 2003... 1.51 (29/134.2)

### STRIKEOUTS

1. Alexis Jensen, 2026 ..... 217
2. Lori Sippel, 1985 ..... 210
3. Jenny Voss, 1997 ..... 196

### SHUTOUTS

1. Marlys Handley, 1986 ..... 9
2. Marie Bowie, 1989..... 8
- Peaches James, 2001 ..... 8

### COMPLETE GAMES

1. Jenny Voss, 1997 ..... 36
2. Sandy Wolterman, 1981 ..... 26
3. Lisa Shandy, 1992..... 25

### SAVES

1. Lori Sippel, 1985 ..... 3
- Lisa Shandy, 1992 ..... 3
- Peaches James, 2001 ..... 3

## SOPHOMORE RECORDS

### BATTING AVERAGE (MIN. 100 AT BATS)

1. Tobin Echo-Hawk, 1994.. .439 (68-155)
2. Ali Viola, 1996 ..... .421 (85-202)
3. MJ Knighten, 2015 ..... .417 (82-199)

### HITS

1. Ali Viola, 1996 ..... 85
2. MJ Knighten, 2015 ..... 82
3. Hailey Decker, 2014..... 80

### RUNS

1. Ali Viola, 1996 ..... 59
2. Jennifer Lizama, 1998..... 55
3. Billie Andrews, 2022 ..... 54

### DOUBLES

1. Hailey Decker, 2014..... 21
2. Alyvia Simmons, 2017 ..... 16
3. Ashley Guile, 2010 ..... 15

### TRIPLES

1. Margie Ogradowicz, 1986..... 6
2. Julie Uryasz, 1978..... 5
3. Kiki Stokes, 2014 ..... 4
- MJ Knighten, 2015 ..... 4

### HOME RUNS

1. Billie Andrews, 2022 ..... 20
2. Ali Viola, 1996 ..... 15
3. Hailey Decker, 2014..... 14

### RBIs

1. Ali Viola, 1996 ..... 71
2. MJ Knighten, 2015 ..... 60
3. Jenny Smith, 1996..... 54

### SLUGGING PERCENTAGE (MIN. 100 AT BATS)

1. Ali Viola, 1996 ..... .743 (150-202)
2. Billie Andrews, 2022..... .715 (128/1279)
3. Tobin Echo-Hawk, 1994 .665 (103-155)

### STOLEN BASES

1. Joy Rishel, 1990..... 29 (29-36)
2. Kim Ogee, 2001 ..... 27 (27-33)
3. Jennifer Lizama, 1998..... 22 (27)

### WINS

1. Jenny Voss, 1998 ..... 40 (40-9)
2. Ashley DeBuhr, 2005 ..... 24 (24-21)
3. Peaches James, 2002 ..... 22 (22-9)

### WIN PERCENTAGE (MIN. 15 DECISIONS)

1. Jenny Voss, 1998 ..... .816 (40-9)
2. Emily Lockman, 2014..... .800 (20-5)
3. Lori Sippel, 1986 ..... .778 (14-4)
- Leigh Ann Walker, 2000..... .778 (21-6)

### INNINGS PITCHED

1. Jenny Voss, 1998 ..... 340.1
2. Ashley DeBuhr, 2005 ..... 288.2
3. Peaches James, 2002 ..... 227.0

### EARNED RUN AVERAGE

1. Lori Sippel, 1986 ..... 0.37 (7/133.0)
2. Molly Hill, 2007..... 1.05 (26/172.2)
3. Peaches James, 2002 ... 1.33 (43/227.0)

### STRIKEOUTS

1. Ashley DeBuhr, 2005 ..... 335
2. Jenny Voss, 1998 ..... 234
3. Leigh Ann Walker, 2000..... 233

### SHUTOUTS

1. Jenny Voss, 1998 ..... 14
2. Peaches James, 2002 ..... 9
3. Lori Sippel, 1986 ..... 8
- Stephanie Skegas, 1989 ..... 8

### COMPLETE GAMES

1. Jenny Voss, 1998 ..... 46
2. Ashley DeBuhr, 2005 ..... 32
3. Stephanie Skegas, 1989 ..... 24

### SAVES

1. Mori Emmons, 1983 ..... 5
- Ashley Hagemann, 2010 ..... 5
- Cassie McClure, 2015..... 5

# JUNIOR & SENIOR RECORDS

## JUNIOR RECORDS

### BATTING AVERAGE (MIN. 100 AT BATS)

1. Jordy Frahm, 2025 ..... .462 (78-169)
2. Ava Kuszak, 2025..... .412 (70-170)
3. Kiki Stokes, 2015 ..... .407 (72-177)

### HITS

1. Tobin Echo-Hawk, 1995..... 85
2. Jordy Frahm, 2025 ..... 78
3. Anne Steffan, 2004..... 74

### RUNS

1. Jordy Frahm, 2025 ..... 69
2. Kiki Stokes, 2015 ..... 66
3. MJ Knighten, 2016 ..... 61

### DOUBLES

1. Tobin Echo-Hawk, 1995..... 22
2. Jordy Frahm, 2025 ..... 16
3. Jane Kremer, 1988..... 15

### TRIPLES

1. Kathy Foley, 1979 ..... 6
- Julie Uryasz, 1979..... 6
- Laura Lowe, 1980 ..... 6

### HOME RUNS

1. Jordy Frahm, 2025 ..... 23
2. Ava Kuszak, 2025..... 21
- MJ Knighten, 2016 ..... 21

### RBIs

1. Jordy Frahm, 2025 ..... 66
2. Ava Kuszak, 2025..... 64
3. MJ Knighten, 2016 ..... 60

### SLUGGING PERCENTAGE (MIN. 100 AT BATS)

1. Jordy Frahm, 2025 ..... .988 (167-169)
2. Ava Kuszak, 2025..... .871 (148-170)
3. MJ Knighten, 2016 ..... .794 (135-170)

### STOLEN BASES

1. Kim Ogee, 2002 ..... 31 (31-37)
2. Anne Steffan, 2004..... 29 (29-33)
3. Jessica Yoachim, 2005..... 27 (27-29)

### WINS

1. Ashley Hagemann, 2011 ..... 31 (31-13)
2. Tatum Edwards, 2013 ..... 30 (30-10)
3. Ashley DeBuhr, 2006 ..... 26 (26-10)
- Jordy Frahm, 2025 ..... 26 (26-8)

### WIN PERCENTAGE (MIN. 15 DECISIONS)

1. Lori Sippel, 1987 ..... .870 (20-3)
2. Mori Emmons, 1984 ..... .828 (24-5)
3. Donna Deardorff, 1987..... .762 (16-5)

### INNINGS PITCHED

1. Ashley Hagemann, 2011 ..... 276.1
2. Tatum Edwards, 2013 ..... 253.1
3. Peaches James, 2003 ..... 243.2

### EARNED RUN AVERAGE

1. Lori Sippel, 1987 ..... 0.38 (9/168.0)
2. Donna Deardorff, 1987... 0.43 (9/147.0)
3. Mori Emmons, 1984 ..... 0.56 (17/213.3)

### STRIKEOUTS

1. Ashley Hagemann, 2011 ..... 344
2. Ashley DeBuhr, 2006 ..... 304
3. Jordy Frahm, 2025 ..... 286

### SHUTOUTS

1. Lori Sippel, 1987 ..... 12
- Ashley DeBuhr, 2006 ..... 12
3. Tatum Edwards, 2013 ..... 10

### COMPLETE GAMES

1. Ashley Hagemann, 2011 ..... 32
2. Tatum Edwards, 2013 ..... 30
3. Jenny Voss, 1999 ..... 27
- Peaches James, 2003 ..... 27

### SAVES

1. Mori Emmons, 1984 ..... 6
- Lori Sippel, 1987 ..... 6
3. Cassie McClure, 2016..... 5

## SENIOR RECORDS

### BATTING AVERAGE (MIN. 100 AT BATS)

1. Ali Viola, 1998 ..... .424 (72-170)
2. **Jordy Frahm, 2026 ..... .416 (77-185)**
3. Kiki Stokes, 2016 ..... .409 (74-181)

### HITS

1. Anne Steffan, 2005..... 80
2. **Jordy Frahm, 2026 ..... 77**
3. Kiki Stokes, 2016 ..... 74

### RUNS

1. Tobin Echo-Hawk, 1996..... 61
2. **Jordy Frahm, 2026 ..... 59**
3. Taylor Edwards, 2014 ..... 58
- Kiki Stokes, 2016 ..... 58

### DOUBLES

1. Kim Ogee, 2003 ..... 16
- Hannah Camenzind, 2026 ..... 16**
3. Cam Ybarra, 2022..... 14

### TRIPLES

1. Kathy Foley, 1980 ..... 10
2. Margie Ogrodowicz, 1988..... 9
3. Denise Day, 1985..... 4
- Jordy Frahm, 2026 ..... 4**

### HOME RUNS

1. Ali Viola, 1998 ..... 22
2. **Jordy Frahm, 2026 ..... 19**
3. Taylor Edwards, 2014 ..... 18
- Billie Andrews, 2024..... 18

### RBIs

1. Brooke Thomason, 2013 ..... 58
2. Ali Viola, 1998 ..... 57
3. **Hannah Camenzind, 2026 ..... 56**

### SLUGGING PERCENTAGE (MIN. 100 AT BATS)

1. Ali Viola, 1998 ..... .865 (147-170)
2. **Jordy Frahm, 2026.... .827 (153-185)**
3. Billie Andrews, 2024..... .771 (135-175)

### STOLEN BASES

1. Anne Steffan, 2005..... 32 (32-35)
- Jessica Yoachim, 2006..... 32 (32-32)
3. Jennifer Lizama, 1999..... 27 (27-30)

### WINS

1. Peaches James, 2004 ..... 37 (37-9)
2. Leigh Ann Walker, 2002..... 28 (28-5)
3. Molly Hill, 2009..... 25 (25-15)
- Courtney Wallace, 2023 ..... 25 (25-16)

### WIN PERCENTAGE (MIN. 15 DECISIONS)

1. Leigh Ann Walker, 2002..... .848 (28-5)
2. **Jordy Frahm, 2026 ..... .833 (20-4)**
3. Peaches James, 2004 ..... .804 (37-9)

### INNINGS PITCHED

1. Peaches James, 2004 ..... 298.1
2. Ashley Hagemann, 2012 ..... 261.1
3. Molly Hill, 2009..... 257.1

### EARNED RUN AVERAGE

1. Peaches James, 2004 ... 0.70 (30/298.1)
2. Mori Emmons, 1985 ..... 0.73 (11/105.0)
3. Lori Sippel, 1988 ..... 0.83 (29/215.7)

### STRIKEOUTS

1. Peaches James, 2004 ..... 394
2. Ashley Hagemann, 2012 ..... 320
3. Lori Sippel, 1988 ..... 285

### SHUTOUTS

1. Peaches James, 2004 ..... 18
2. Lori Sippel, 1988 ..... 14
3. Leigh Ann Walker, 2002..... 12

### COMPLETE GAMES

1. Peaches James, 2004 ..... 39
2. Ashley Hagemann, 2012 ..... 34
3. Lori Sippel, 1988 ..... 29
- Tatum Edwards, 2014 ..... 29

### SAVES

1. **Jordy Frahm, 2026 ..... 12**
2. Rhonda Revelle, 1983..... 7
3. Sandy Wolterman, 1984 ..... 6
- Kaylan Jablonski, 2018 ..... 6