

# ARKANSAS

GYMNASTICS

## 2026

# RECORD BOOK



## CHRIS BROOKS, FIRST YEAR HEAD COACH



Chris Brooks was named the fourth head coach of Arkansas gymnastics on April 28, 2026 by Vice Chancellor and Director of Athletics Hunter Yurachek after spending seven seasons on Jordyn Wieber's staff as an assistant.

"After learning of Coach (Jordyn) Wieber's desire to step away from athletics, my mind immediately focused on how to keep the program's momentum moving forward. Coach Brooks' passion, energy and coaching knowledge made him an easy choice," Yurachek said. "His work alongside Coach Wieber has helped turn the Gymbacks into what they are today. I believe Coach Brooks will continue to grow our program moving forward."

Brooks has served as the team's primary uneven bars coach and has also assisted with vault in his tenure. Eight of Arkansas' best 13 bars scores in program history have been under Brooks, and the Gymbacks have consistently been ranked in the top 20 in the event in each season. Over the last seven seasons, Arkansas has earned seven combined All-America honors and three All-SEC honors on bars. Three Gymbacks have also qualified to nationals as individuals on bars with Brooks' coaching (Maggie O'Hara, Sarah Shaffer, Maddie Jones), the most of any event since 2020. On vault, Brooks helped guide then-freshman Lauren Williams to All-SEC recognition in 2023, and she finished the season with a berth to nationals on the event, the Gymbacks' first since 2014.

"I would like to thank Hunter Yurachek and the University of Arkansas Athletics Department for the incredible opportunity to lead this program," Brooks said. "I am grateful for the foundation that Jordyn has helped build through the last seven seasons. We will continue with the same heart, soul, and vision for the program. The next chapter is an exciting one for my family and for the Gymbacks, and I'm excited to get going. Wooo Pig!"

During the 2026 season, Brooks coached two athletes to All-America honors on bars, Morgan Price and Leah Smith. Price was also crowned regional bars champion, and Price matched the program record of 9.975 twice, the first Arkansas athlete to ever do so. The Gymbacks were ranked as high as ninth on the event throughout the season and won eight event titles on bars.

In 2025, the Gymbacks were consistently ranked within the top 20 on the event and scored a season high of 49.525, also the third-highest bars score in program history. The mark came at the University Park regional semifinal, in which senior Maddie Jones also earned a score of 9.950, which earned her a share of the program's first-ever regional bars title. For the third time in five years, Arkansas bar workers were represented on the national stage as Jones qualified to the NCAA Championships as an individual competitor on the event.

In 2024, Arkansas was ranked in the top 15 on bars for eight weeks, with nine scores of 49.300+. One of those came in the Fayetteville regional final, where the Gymbacks punched their ticket to nationals as a team for the first time since 2018. In Fort Worth, Arkansas sophomore Reese Drotar earned a 9.925 on bars, which matched the program NCAA Championships record on the event and garnered her All-American honors. At SEC Championships in New Orleans in March, the Hogs

registered a 49.250 on bars, the third straight year of setting a new bars high at SECs. Drotar also earned a 9.975 in the team's regular season finale against Nebraska in 2024, matching the program record. During the 2023 slate, Brooks helped lead the Gymbacks to another program top 10 event score in the regular season with a 49.475 against Georgia, which places seven of Arkansas' best 12 bars scores ever under Brooks' coaching. Brooks also assisted with vault in the 2023 season, in which Arkansas set a then-program event record for the second year in a row, a 49.525 at Kentucky on Feb. 17, 2023. Brooks helped guide freshman Lauren Williams to All-SEC honors after she scored a 9.900 at the conference meet, and Williams also earned an individual NCAA Championships berth on vault, the Gymbacks' first since 2014.

Three of the top 11 bars marks came in 2022 alone, which included a new team regional best of 49.450, the seventh-highest score ever. At regionals, Brooks led sixth-year Hog Sarah Shaffer to a 9.950 outing on bars, which earned her a berth to NCAA Championships, Arkansas' second consecutive bars qualifier and fourth ever.

In the 2022 regular season, Brooks guided Arkansas to marks of 49.500 and 49.550, which are the program's third- and second-highest ever. The Gymbacks captured at least a share of three regular season bars titles and placed within the top three on bars in all but three meets. Along with Felicia Hano, Brooks was named a Regional Co-Assistant Coach of the Year by the Women's Collegiate Gymnastics Association for his efforts in the 2022 slate.

In 2021, graduate transfer Maggie O'Hara made Arkansas history as the first Gymback to secure a spot as a regular season All-American on bars, closing out the regular season with an NQS of 9.925 on bars and ranked 11th in the nation to earn second-team All-America. After helping coach the Gymbacks to two record-breaking wins over Mizzou and Auburn, Brooks' bars team scored a 49.375 at NCAA Regionals on day one, then the second-highest by the Hogs in postseason program history. During the regular season, Arkansas had three top-10 program scores on bars, ranking as high as No. 3 in the event by Road to Nationals.

Brooks spent the 2018 season as an assistant men's gymnastics coach at the University of Oklahoma, and the 2017 season in a similar role for University of Nebraska women's gymnastics. In 2016, Brooks made his Olympic debut in Rio after serving as an alternate on the 2012 London team and claiming first on the parallel bars and second in the all-around and on the high bar at the 2016 U.S. Olympic Team Trials. Brooks was selected by his teammates to serve as the captain of the U.S. Men's Olympic gymnastics team and placed 14th in the individual all-around competition in Rio de Janeiro.

He claimed the Winter Cup all-around title in 2010 and was a member of the World Championships team in 2010 and 2015. Before announcing his retirement in Aug. 2017, Brooks finished first on high bar at the 2017 Winter Cup. Brooks, a member of the Sooners' squad from 2006-2009, won two national championships as a Student-Athlete at OU in 2006 and 2008, was a seven-time All-American (including three on high bar), a 2006 MPSF Conference high bar champion, and served as captain of the team as a senior in 2009.

### WHATS INSIDE

COACHING STAFF .....	2
BARNHILL ARENA .....	3
TEAM & INDIVIDUAL RECORDS .....	4-6
SEC CHAMPIONSHIP HISTORY .....	7-9
NCAA REGIONAL HISTORY .....	10-11
NCAA CHAMPIONSHIP HISTORY .....	12-14
ALL-AMERICANS .....	15-16
NATIONAL CHAMPIONS .....	17
YEAR-BY-YEAR RESULTS .....	17-23
SERIES RESULTS .....	24-28
AWARDS .....	29-31
ALL-TIME ROSTER .....	32-33



ASSOCIATE HEAD COACH  
CATELYN BRANSON



ASSOCIATE HEAD COACH  
KYLA ROSS



ASSISTANT COACH  
ZAN JONES



### RECORD ON THE HILL

YEAR	HOME RECORD
2003	0-5
2004	8-3
2005	1-5
2006	3-2
2007	6-3
2008	3-2
2009	4-1
2010	4-1-1
2011	4-1
2012	4-2
2013	4-3-1
2014	3-3
2015	5-4
2016	3-2
2017	3-3
2018	5-1
2019	3-4
2020	1-3
2021	1-3
2022	2-3
2023	1-4
2024	4-1
2025	4-2
2026	3-1-1

### ATTENDANCE HISTORY

YEAR	AVG ATTENDANCE (RANK)
2003	4,739 (4 <sup>TH</sup> )
2004	4,401 (4 <sup>TH</sup> )
2005	3,413 (6 <sup>TH</sup> )
2006	2,474 (11 <sup>TH</sup> )
2007	2,318 (12 <sup>TH</sup> )
2008	2,190 (15 <sup>TH</sup> )
2009	2,587 (10 <sup>TH</sup> )
2010	2,505 (11 <sup>TH</sup> )
2011	2,384 (11 <sup>TH</sup> )
2012	3,081 (8 <sup>TH</sup> )
2013	3,440 (10 <sup>TH</sup> )
2014	3,235 (9 <sup>TH</sup> )
2015	2,930 (11 <sup>TH</sup> )
2016	3,427 (9 <sup>TH</sup> )
2017	3,797 (9 <sup>TH</sup> )
2018	3,876 (9 <sup>TH</sup> )
2019	3,057 (16 <sup>TH</sup> )
2020	5,415 (9 <sup>TH</sup> )
2021	1,241 (6 <sup>TH</sup> )*
2022	4,966 (7 <sup>TH</sup> **)
2023	7,324 (7 <sup>TH</sup> **)
2024	7,073 (10 <sup>TH</sup> **)
2025	7,915 (10 <sup>TH</sup> **)
2026	7,653 (8 <sup>TH</sup> **)

### TOP 10 MEET ATTENDANCE

ATT.	DATE	OPPONENT
1.	15,512 <sup>^*</sup>	3/6/26 #1 Oklahoma
2.	11,031*	2/3/23 #8 Florida
3.	10,345*	1/14/22 #8 Auburn
4.	9,874*	1/24/25 #2 LSU
5.	9,771*	3/10/24 #1 Oklahoma
6.	8,578*	2/28/25 #17 Alabama
7.	8,218*	3/10/23 #19 Minnesota
8.	8,199*	3/14/25 #7 Missouri
9.	7,342*	3/15/24 #29 Nebraska
10.	7,341*	2/7/25 #2 Florida

\*2021 attendance data skewed due to COVID limited capacity protocols  
\*\*includes meets at Bud Walton Arena

<sup>^</sup>SEC gymnastics attendance record  
\*Meet held at Bud Walton Arena

### TEAM HOME HIGH SCORES

OPPONENT	DATE	VAULT	BARS	BEAM	FLOOR	TOTAL
1. #29 Nebraska*	3/15/24	49.550	49.525	49.300	49.725	198.100
2. #1 Oklahoma*	3/6/26	49.275	49.350	49.225	49.650	197.500
3. SEMO*	1/23/26	49.350	49.200	49.400	49.525	197.475
#8 LSU	1/27/23	49.300	49.350	49.250	49.575	197.475
5. #6 Georgia*	2/6/26	49.275	49.450	49.350	49.375	197.450
6. #17 Alabama*	2/28/25	49.200	49.200	49.375	49.650	197.425
7. #6 Kentucky	2/23/24	49.400	49.375	49.500	49.675	197.400
#2 Florida*	2/3/23	49.275	49.300	49.350	49.250	197.400
9. #25 Missouri	2/19/21	49.350	49.025	49.400	49.575	197.350
10. Arkansas Tri	3/16/18	49.025	49.550	49.350	49.375	197.300

\*Meet held at Bud Walton Arena

### INDIVIDUAL HOME RECORDS

EVENT	ATHLETE	OPPONENT	DATE	SCORE
VAULT	Morgan Price	#24 Kentucky	2/20/26	10.000
BARS	Morgan Price	#1 Oklahoma	3/6/26	9.975
	Reese Drotar	#29 Nebraska	3/15/24	9.975
	Hailey Garner	Arkansas Tri-Meet	3/16/18	9.975
BEAM	Norah Flatley	#14 Missouri	2/24/23	9.975
	Kennedy Hambrick	#58 SEMO	2/6/22	9.975
	Sophia Carter	#36 Arizona	3/2/18	9.975
	Sophia Carter	#11 Georgia	1/26/18	9.975
FLOOR	Joscelyn Roberson	#1 Oklahoma	3/6/26	9.975
	Joscelyn Roberson	#17 Alabama	2/28/25	9.975
	Maddie Jones	#29 Nebraska	3/15/24	9.975
	Frankie Price	#6 Kentucky	2/23/24	9.975
	Katherine Grable	#2 Oklahoma	3/14/14	9.975
	Jaime Pisani	#13 Auburn	2/3/12	9.975
AA	Kennedy Hambrick	#25 Missouri	2/19/21	39.750

## Team Records

### VAULT

SCORE	DATE	OPPONENT
1. 49.675	2/8/26	Metroplex Challenge
2. 49.550	3/15/24	No. 29 Nebraska
3. 49.525	2/17/23	at No. 11 Kentucky
4. 49.500	3/13/22	Denver Quad
5. 49.450	1/31/14	No. 12 Auburn
	4/21/12	at NCAA Super Six
	4/16/09	at NCAA Championship
	2/20/09	No. 3 Georgia
9. 49.425	4/3/25	University Park Regional Semi
	1/19/24	at No. 3 Alabama
	2/6/15	No. 2 Florida
	2/22/13	No. 4 Alabama

### UNEVEN BARS

SCORE	DATE	OPPONENT
1. 49.575	3/2/18	No. 36 Arizona
2. 49.550	1/14/22	No. 8 Auburn
	3/16/18	Arkansas Tri
	2/26/16	No. 23 Kentucky
5. 49.525	4/3/25	University Park Regional Semi
	3/15/24	No. 29 Nebraska
7. 49.500	3/6/22	Elevate the Stage
8. 49.475	3/5/23	at No. 18 Georgia
9. 49.450	2/6/26	No. 6 Georgia
	4/6/24	Fayetteville Regional Final
	3/31/22	Norman Regional
	2/9/18	No. 15 Auburn
	1/20/12	No. 25 LSU

### BALANCE BEAM

SCORE	DATE	OPPONENT
1. 49.575	3/7/25	at No. 9 Kentucky
	3/3/24	at No. 13 Missouri
3. 49.525	4/6/24	Fayetteville Regional Final
	2/24/23	No. 14 Missouri
5. 49.500	3/13/26	at No. 2 LSU
6. 49.475	1/28/22	at No. 4 Florida
7. 49.450	2/14/25	at No. 11 Georgia
	3/23/24	at SEC Championships
	2/4/24	at No. 5 LSU
	4/20/12	NCAA Super Six

### FLOOR EXERCISE

SCORE	DATE	OPPONENT
1. 49.725	3/15/24	No. 29 Nebraska
2. 49.675	2/23/24	No. 6 Kentucky
3. 49.650	3/6/26	No. 1 Oklahoma
	2/28/25	No. 17 Alabama
4. 49.600	2/20/26	No. 24 Kentucky
	3/10/24	No. 1 Oklahoma
	1/16/15	No. 6 Alabama
8. 49.575	2/19/24	at TWU Quad
	1/12/24	No. 15 Georgia
	1/27/23	No. 8 LSU
	2/26/21	No. 7 Alabama
	2/19/21	No. 25 Missouri

### TEAM TOTAL

SCORE	DATE	OPPONENT
1. 198.100	3/15/24	No. 29 Nebraska
2. 197.825	4/6/24	Fayetteville Regional Final
3. 197.725	3/7/25	at No. 9 Kentucky
4. 197.700	2/8/26	Metroplex Challenge
5. 197.650	3/3/24	at No. 13 Missouri
6. 197.550	4/3/25	University Park Regional Semi
7. 197.525	1/19/24	at No. 3 Alabama
8. 197.500	3/6/26	No. 1 Oklahoma
9. 197.475	1/23/26	SEMO
	1/27/23	No. 8 LSU



## Individual Records

## VAULT

SCORE	GYMNAST	DATE (LAST)	OPPONENT
10.000	Morgan Price	2/20/26	No. 24 Kentucky
9.975	Lauren Williams (2x)	2/8/26	Metroplex Challenge
	Hailey Klein (2x)	2/8/26	Metroplex Challenge
	Kennedy Hambrick	2/19/21	No. 25 Missouri
	Katherine Grable	4/20/14	NCAA Event Finals
	Michelle Stout	4/16/09	NCAA Semifinal I
9.950	Lauren Williams	4/5/26	Lexington Regional Final
	Morgan Price (2x)	4/3/26	Lexington Regional Semi
	Leah Smith* (2x)	4/6/24	Fayetteville Regional Final
	Makenzie Sedlacek	2/17/23	at No. 11 Kentucky
	Kennedy Hambrick	3/5/21	at No. 12 Auburn
	Amanda Wellick (2x)	2/13/15	Arkansas Tri-Meet
	Heather Elswick	1/16/15	No. 6 Alabama
	Katherine Grable (7x)	4/18/14	NCAA Semifinal II
	Jaime Pisani (3x)	3/16/12	at No. 16 Missouri
	Casey Jo Magee (2x)	3/1/10	No. 2 Oklahoma
	Michelle Stout	2/9/07	No. 1 Florida
9.9375	Allison Cucci	4/16/26	NCAA Semifinal II
9.925	Morgan Price (3x)	3/21/26	SEC Championships
	Allison Cucci	3/13/26	at No. 2 LSU
	Cami Weaver (2x)	3/6/26	No. 1 Oklahoma
	Lauren Williams (6x)	2/6/26	No. 6 Georgia
	Leah Smith (2x)	3/10/24	No. 1 Oklahoma
	Amanda Elswick	3/13/22	Denver Quad
	Kennedy Hambrick (3x)	3/13/22	Denver Quad
	Savannah Pennese	3/13/22	Denver Quad
	Sarah Shaffer (2x)	3/13/22	Denver Quad

33 additional scores of 9.925 occurred 2009-2021

\*denotes a perfect score of 9.950 for Yurchenko full

## UNEVEN BARS

SCORE	GYMNAST	DATE (LAST)	OPPONENT
9.975	Morgan Price (2x)	3/6/26	No. 1 Oklahoma
	Reese Drotar	3/15/24	No. 29 Nebraska
	Hailey Garner	3/16/18	Arkansas Tri
9.950	Morgan Price	2/6/26	No. 6 Georgia
	Maddie Jones (5x)	4/5/25	University Park Regional Final
	Mati Waligora	2/7/25	No. 2 Florida
	Reese Drotar (2x)	4/6/24	Fayetteville Regional Final
	Sarah Shaffer (2x)	3/31/22	Norman Regional Semi
	Maggie O'Hara (3x)	1/14/22	No. 8 Auburn
	Kennedy Hambrick (2x)	4/3/21	Tuscaloosa Regional Final
	Braie Speed (2x)	3/16/18	Arkansas Tri
	Emily Peacock	2/24/06	No. 18 Kentucky
	Jaime Pisani	1/20/12	No. 25 LSU
	Paige Zaziski	3/13/15	No. 8 UCLA
9.925	Morgan Price (3x)	4/3/26	Lexington Regional Semi
	Joscelyn Roberson	4/5/25	University Park Regional Final
	Mati Waligora	3/7/15	at No. 9 Kentucky
	Maddie Jones (5x)	2/28/25	No. 17 Alabama
	Reese Drotar (3x)	4/18/24	NCAA Semifinal I
	Leah Smith	3/15/24	No. 29 Nebraska
	Priscilla Park	1/19/24	at No. 3 Alabama
	Norah Flatley (2x)	3/10/23	No. 19 Minnesota
	Kennedy Hambrick (3x)	3/6/22	Elevate The Stage
	Sarah Shaffer (2x)	2/6/22	No. 58 SEMO
	Jensen Scalzo (2x)	1/14/22	No. 8 Auburn
	Maggie O'Hara (2x)	4/16/21	NCAA Championships
	Hailey Garner (3x)	3/16/19	Arkansas Quad
	Michaela Burton	3/8/19	Elevate The Stage

16 additional scores of 9.925 occurred 2003-2018

## BALANCE BEAM

SCORE	GYMNAST	DATE (LAST)	OPPONENT
9.975	Joscelyn Roberson	3/13/26	at No. 2 LSU
	Priscilla Park	2/2/24	at No. 5 LSU
	Norah Flatley	2/24/23	No. 14 Missouri
	Kennedy Hambrick	2/6/22	No. 58 SEMO
	Sophia Carter (2x)	3/2/18	No. 36 Arizona
9.950	Joscelyn Roberson (10x)	4/5/26	Lexington Regional Final
	Kalyxta Gamiao	4/6/24	Fayetteville Regional Final
	Norah Flatley	3/30/23	Norman Regional Semi
	Cami Weaver	1/20/23	at No. 7 Auburn
	Amanda Elswick (2x)	3/4/22	at No. 7 Alabama
	Kennedy Hambrick (3x)	1/14/22	No. 8 Auburn
	Bailey Lovett	3/5/21	at No. 12 Auburn
	Micaela Burton (2x)	2/5/19	at No. 11 Auburn
	Jessica Yamzon	1/26/18	No. 11 Georgia
	Katherine Grable	4/20/12	NCAA Semifinal II
	Jaime Pisani (2x)	4/20/12	NCAA Semifinal II
	Casey Jo Magee (3x)	3/19/10	No. 2 Oklahoma
	Katie Hardman	3/12/04	at No. 11 Arizona
9.9375	Norah Flatley	4/13/23	NCAA Semifinal II
9.925	Allison Cucci	3/1/26	at No. 7 Missouri
	Morgan Price (2x)	1/23/26	SEMO
	Joscelyn Roberson (5x)	4/3/25	University Park Regional Semi
	Kalyxta Gamiao (3x)	3/7/25	at No. 9 Kentucky
	Priscilla Park (2x)	3/7/25	at No. 9 Kentucky
	Mati Waligora	3/7/25	at No. 9 Kentucky
	Sirena Linton (2x)	4/6/24	Fayetteville Regional Final
	Cally Swaney (2x)	4/4/24	Fayetteville Regional Semi
	Maddie Jones	3/3/24	at No. 13 Missouri
	Hailey Klein (3x)	3/23/24	at SEC Championships
	Cami Weaver (4x)	3/23/24	at SEC Championships
	Norah Flatley	3/5/23	at No. 18 Georgia
	Amanda Elswick (2x)	2/20/22	at No. 10 Mizzou w/LSU
	Kennedy Hambrick (6x)	1/28/22	at No. 4 Florida
	Bailey Lovett (2x)	1/28/22	at No. 4 Florida
	Maggie O'Hara (2x)	1/22/21	No. 1 Florida
	Sophia Carter (2x)	2/7/20	No. 10 Georgia

20 additional scores of 9.925 occurred 2003-2019

## FLOOR EXERCISE

SCORE	GYMNAST	DATE (LAST)	OPPONENT
9.975	Joscelyn Roberson (2x)	3/6/26	No. 1 Oklahoma
	Maddie Jones	3/15/24	No. 29 Nebraska
	Frankie Price (2x)	2/23/24	No. 16 Kentucky
	Katherine Grable	3/14/14	No. 2 Oklahoma
	Jaime Pisani	2/3/12	No. 13 Auburn
9.9625	Katherine Grable	4/20/14	NCAA Event Finals
9.950	Joscelyn Roberson (4x)	4/5/26	Lexington Regional Final
	Allison Cucci	3/6/26	No. 1 Oklahoma
	Leah Smith (3x)	3/6/26	No. 1 Oklahoma
	Lauren Williams (9x)	2/20/26	No. 24 Kentucky
	Maddie Jones (2x)	4/5/25	University Park Regional Final
	Mati Waligora	3/7/25	at No. 9 Kentucky
	Frankie Price (9x)	1/24/25	No. 2 LSU
	Kennedy Hambrick (3x)	2/6/22	No. 58 SEMO
	Sophia Carter (9x)	3/20/21	SEC Championships
	Bailey Lovett (3x)	3/5/21	at No. 12 Auburn
	Sarah Shaffer	3/16/18	Arkansas Tri
	Amanda Wellick (2x)	2/26/16	No. 23 Kentucky
	Katherine Grable (13x)	4/18/14	NCAA Event Semifinals
	Jaime Pisani (11x)	3/16/12	at No. 16 Missouri
	Casey Jo Magee	3/12/10	No. 40 Pittsburgh
	Rachel Barnett (2x)	2/6/04	No. 14 LSU
9.925	Joscelyn Roberson (8x)	4/3/26	Lexington Regional Semi
	Lauren Williams (9x)	3/1/26	at No. 7 Missouri
	Frankie Price (9x)	2/20/26	No. 24 Kentucky
	Maddie Jones (5x)	4/3/25	University Park Regional Semi
	Mati Waligora (2x)	4/3/25	University Park Regional Semi
	Leah Smith (3x)	1/24/25	No. 2 LSU
	Norah Flatley	3/10/23	No. 19 Minnesota
	Madison Hickey (2x)	2/24/23	No. 14 Missouri
	Sophia Carter (9x)	4/2/21	Tuscaloosa Regional Semi
	Kennedy Hambrick (3x)	2/25/22	No. 26 Georgia
	Bailey Lovett (4x)	4/2/22	Norman Regional Final
	Abby Johnston	2/26/21	No. 7 Alabama
	Sarah Shaffer (4x)	2/26/21	No. 7 Alabama

42 additional scores of 9.925 occurred 2003-2020



## ALL-AROUND

39.750	Kennedy Hambrick	2/19/21	No. 25 Missouri
39.725	Katherine Grable (2x)	2/22/14	No. 31 Kentucky
	Jaime Pisani	2/3/12	No. 13 Auburn
39.700	Kennedy Hambrick	3/5/21	at No. 12 Auburn
39.675	Katherine Grable	4/5/14	Fayetteville Regional
	Jaime Pisani	3/2/12	No. 18 Minnesota
	Casey Jo Magee	3/19/10	No. 2 Oklahoma
39.650	Katherine Grable	4/6/13	Corvallis Regional
	Casey Jo Magee	3/19/10	No. 2 Oklahoma
39.625	Joscelyn Roberson	4/5/25	University Park Regional Final
	Katherine Grable (3x)	3/14/14	No. 2 Oklahoma
	Jaime Pisani (2x)	4/20/12	NCAA Semifinal II
	Casey Jo Magee (2x)	3/12/10	No. 40 Pittsburgh
39.6125	Kennedy Hambrick	4/16/21	NCAA Semifinal II

## Top Scores By Class

### FRESHMAN

VAULT			
GYMNAST	SCORE	DATE	OPPONENT
Hailey Klein	9.975	3/15/24	No. 29 Nebraska

### UNEVEN BARS

GYMNAST	SCORE	DATE	OPPONENT
Reese Drotar	9.950	2/17/23	At No. 11 Kentucky
Paige Zaziski	9.950	3/13/15	No. 8 UCLA

### BALANCE BEAM

GYMNAST	SCORE	DATE	OPPONENT
Priscilla Park	9.975	2/2/24	at No. 5 LSU
Sophia Carter	9.975	3/2/18	No. 36 Arizona
Sophia Carter	9.975	1/26/18	No. 10 Georgia

### FLOOR EXERCISE

GYMNAST	SCORE	DATE	OPPONENT
Joscelyn Roberson	9.975	2/28/25	No. 17 Alabama

### ALL-AROUND

GYMNAST	SCORE	DATE	OPPONENT
Joscelyn Roberson	39.625	4/5/25	University Park Regional Final

### SOPHOMORE/R-FRESHMAN

VAULT			
GYMNAST	SCORE	DATE	OPPONENT
Lauren Williams	9.950	4/4/24	Fayetteville Regional Semi
Leah Smith	9.950*	2/17/23	At No. 11 Kentucky
Makenzie Sedlacek	9.950	2/17/23	At No. 11 Kentucky
Amanda Wellick	9.950	2/13/15	No. 6 Alabama
Amanda Wellick	9.950	1/16/15	Arkansas Tri Meet
Katherine Grable	9.950	1/20/12	No. 25 LSU
Jaime Pisani	9.950	3/6/10	No. 22 Minnesota
Jaime Pisani	9.950	2/5/10	No. 16 Auburn

### UNEVEN BARS

GYMNAST	SCORE	DATE	OPPONENT
Reese Drotar	9.975	3/15/24	No. 29 Nebraska
Hailey Garner	9.975	3/16/18	Arkansas Tri Meet

### BALANCE BEAM

GYMNAST	SCORE	DATE	OPPONENT
Joscelyn Roberson	9.975	3/13/26	at No. 2 LSU

### FLOOR EXERCISE

GYMNAST	SCORE	DATE	OPPONENT
Joscelyn Roberson	9.975	3/6/26	No. 1 Oklahoma
Frankie Price	9.975	2/17/23	At No. 11 Kentucky

### ALL-AROUND

GYMNAST	SCORE	DATE	OPPONENT
Katherine Grable	39.725	1/20/12	No. 25 LSU

\*denotes a perfect score of 9.950 for Yurchenko full

### JUNIOR/R-SOPHOMORE

VAULT			
GYMNAST	SCORE	DATE	OPPONENT
Hailey Klein	9.975	2/8/26	Metroplex Challenge
Kennedy Hambrick	9.975	2/19/21	No. 25 Missouri
Michelle Stout	9.975	4/16/09	NCAA Semifinal II

### UNEVEN BARS

GYMNAST	SCORE	DATE	OPPONENT
Kennedy Hambrick	9.950	4/3/21	Tuscaloosa Regional Final

### BALANCE BEAM

GYMNAST	SCORE	DATE	OPPONENT
Kalyxta Gamiao	9.950	4/6/24	Fayetteville Regional Final
Kennedy Hambrick	9.950	2/26/21	No. 7 Alabama
Kennedy Hambrick	9.950	2/19/21	No. 25 Missouri
Michaela Burton	9.950	2/15/19	No. 11 Auburn

### FLOOR EXERCISE

GYMNAST	SCORE	DATE	OPPONENT
Maddie Jones	9.975	3/15/24	No. 29 Nebraska
Frankie Price	9.975	2/23/24	No. 6 Kentucky

### ALL-AROUND

GYMNAST	SCORE	DATE	OPPONENT
Kennedy Hambrick	39.750	2/19/21	No. 25 Missouri

### R-JUNIOR/SENIOR/GRADUATE

VAULT			
GYMNAST	SCORE	DATE	OPPONENT
Morgan Price	10.000	2/20/26	No. 24 Kentucky

### UNEVEN BARS

GYMNAST	SCORE	DATE	OPPONENT
Morgan Price	9.975	3/6/26	No. 1 Oklahoma
Morgan Price	9.975	2/8/26	Metroplex Challenge

### BALANCE BEAM

Gymnast	Score	Date	Opponent
Norah Flatley	9.975	2/24/23	No. 15 Missouri
Kennedy Hambrick	9.975	2/6/22	No. 58 SEMO

### FLOOR EXERCISE

Gymnast	Score	Date	Opponent
Katherine Grable	9.975	3/14/14	No. 2 Oklahoma
Jaime Pisani	9.975	2/3/12	No. 13 Auburn

### ALL-AROUND

Gymnast	Score	Date	Opponent
Katherine Grable	39.725	2/21/14	No. 31 Kentucky
Jaime Pisani	39.725	2/2/12	No. 13 Auburn

## Southeastern Conference Championship History

### 2003 SEC CHAMPIONSHIP Birmingham, Ala. » 1-6<sup>th</sup> of 7

1. Alabama	197.575
2. Georgia	197.525
3. Florida	195.950
4. LSU	195.650
5. Auburn	195.025
6. Arkansas	194.875
7. Kentucky	194.875

### 2004 SEC CHAMPIONSHIP Duluth, Ga. » 6<sup>th</sup> of 7

1. Georgia	198.175
2. Alabama	197.950
3. LSU	197.275
4. Florida	197.225
5. Auburn	195.925
6. Arkansas	194.825
7. Kentucky	193.850

### 2005 SEC CHAMPIONSHIP Duluth, Ga. » 5<sup>th</sup> of 7

1. Georgia	197.250
2. LSU	196.975
3. Alabama	196.700
4. Florida	196.150
5. Arkansas	195.325
6. Auburn	195.125
7. Kentucky	193.800

### 2006 SEC CHAMPIONSHIP Birmingham, Ala. » 6<sup>th</sup> of 7

1. Georgia	197.275
2. Alabama	196.975
3. Florida	196.275
4. LSU	195.900
5. Auburn	194.975
6. Arkansas	194.650
7. Kentucky	191.150

### 2007 SEC CHAMPIONSHIP North Little Rock, Ark. » 5<sup>th</sup> of 7

1. Florida	197.325
2. Georgia	197.175
3. Alabama	197.000
4. LSU	196.250
5. Arkansas	194.550
6. Auburn	194.475
7. Kentucky	194.000

### 2008 SEC CHAMPIONSHIP Duluth, Ga. » 6<sup>th</sup> of 7

1. Georgia	197.350
2. Florida	197.325
3. Alabama	197.325
4. LSU	196.500
5. Auburn	196.100
6. Arkansas	194.650
7. Kentucky	194.025

### 2009 SEC CHAMPIONSHIP Nashville, Tenn. » 6<sup>th</sup> of 7

1. Alabama	197.300
2. Georgia	196.925
3. Florida	196.750
4. LSU	196.550
5. Auburn	196.350
6. Arkansas	195.650
7. Kentucky	195.000

### 2010 SEC CHAMPIONSHIP Jacksonville, Fla. » 6<sup>th</sup> of 7

1. Florida	197.050
2. Alabama	196.875
3. Georgia	196.825
4. LSU	195.750
5. Auburn	195.575
6. Arkansas	195.275
7. Kentucky	194.800

### 2011 SEC CHAMPIONSHIP Birmingham, Ala. » 4<sup>th</sup> of 7

1. Alabama	197.225
2. Florida	196.975
3. Georgia	196.625
4. Arkansas	195.800
5. LSU	195.475
6. Auburn	195.325
7. Kentucky	193.950

### 2012 SEC CHAMPIONSHIP Duluth, Ga. » 6<sup>th</sup> of 7

1. Florida	197.150
2. Alabama	196.775
3. Georgia	196.575
4. LSU	196.425
5. Kentucky	194.350
6. Arkansas	194.175
7. Auburn	194.100

### 2013 SEC CHAMPIONSHIP North Little Rock, Ar. » 6<sup>th</sup> of 8

1. Florida	198.000
2. Alabama	197.800
3. LSU	197.700
4. Georgia	197.325
5. Auburn	196.550
6. Arkansas	196.400
7. Missouri	195.525
8. Kentucky	194.600

### 2014 SEC CHAMPIONSHIP Birmingham, Ala. » 7<sup>th</sup> of 8

1. Alabama	197.875
2. Florida	197.700
3. LSU	197.325
4. Georgia	197.150
5. Auburn	195.550
6. Kentucky	195.075
7. Arkansas	194.900
8. Missouri	194.650

### 2015 SEC CHAMPIONSHIP Duluth, Ga. » 6<sup>th</sup> of 8

1. Alabama	197.525
2. LSU	197.450
3. Florida	197.400
4. Auburn	196.925
5. Georgia	196.000
6. Arkansas	195.950
7. Missouri	195.700
8. Kentucky	195.025

### 2016 SEC CHAMPIONSHIP North Little Rock, Ark. » 6<sup>th</sup> of 8

1. Florida	197.775
2. Alabama	197.750
3. LSU	197.500
4. Auburn	196.975
5. Georgia	196.850
6. Arkansas	196.500
7. Kentucky	196.250
8. Missouri	195.750

### 2017 SEC CHAMPIONSHIP Jacksonville, Fla. » 8<sup>th</sup> of 8

1. LSU	198.075
2. Florida	197.825
3. Alabama	197.400
4. Georgia	196.700
5. Kentucky	196.625
6. Auburn	196.550
7. Missouri	195.835
8. Arkansas	194.900

### 2018 SEC CHAMPIONSHIP St. Louis, Mo. » 5<sup>th</sup> of 8

1. LSU	197.400
2. Alabama	196.975
3. Florida	196.825
4. Kentucky	196.550
5. Arkansas	196.425
6. Auburn	195.650
7. Georgia	196.350
8. Missouri	196.100

### 2019 SEC CHAMPIONSHIP New Orleans, La. » 5<sup>th</sup> of 8

1. LSU	197.900
2. Florida	197.750
3. Alabama	197.350
4. Georgia	197.000
5. Arkansas	196.475
6. Auburn	196.375
7. Kentucky	196.225
8. Missouri	195.900

### 2021 SEC CHAMPIONSHIP Huntsville, Ala. » 7<sup>th</sup> of 7

1. Alabama	197.875
2. LSU	197.775
3. Florida	196.975
4. Kentucky	196.825
5. Auburn	196.275
6. Missouri	196.150
7. Arkansas	195.600

### 2022 SEC CHAMPIONSHIP Birmingham, Ala. » 6<sup>th</sup> of 8

1. Florida	198.200
2. Alabama	197.825
3. Auburn	197.225
4. Missouri	196.875
5. LSU	196.725
6. Arkansas	196.450
7. Kentucky	196.350
8. Georgia	195.800

### 2023 SEC CHAMPIONSHIP Duluth, Ga. » 7<sup>th</sup> of 8

1. Florida	198.425
2. Alabama	197.925
3. LSU	197.800
4. Kentucky	197.675
5. Auburn	197.100
6. Missouri	197.000
7. Arkansas	196.825
8. Georgia	196.600

### 2024 SEC CHAMPIONSHIP New Orleans, La. » 6<sup>th</sup> of 8

1. LSU	198.075
2. Alabama	197.750
3. Kentucky	197.600
4. Florida	197.300
5. Missouri	197.275
6. Arkansas	197.050
7. Auburn	196.775
8. Georgia	196.075

### 2026 SEC CHAMPIONSHIP Tulsa, Okla. » 7<sup>th</sup> of 9

1. Florida	198.175
2. Oklahoma	198.150
3. LSU	197.950
4. Alabama	197.475
5. Georgia	197.450
6. Missouri	197.075
7. Arkansas	196.975
8. Kentucky	196.925
9. Auburn	195.300

\*2020 SEC Championships canceled due to concerns surrounding the COVID-19 Pandemic.

### SEC INDIVIDUAL CHAMPIONS

YEAR	GYMNAST	EVENT	SCORE	LOCATION
2009	Casey Jo Magee	BB	9.900	Nashville, Tenn.
2012	Jaime Pisani	BB	9.900	Duluth, Ga.



Casey Jo Magee won Arkansas' first SEC Title in 2009, while also becoming the first athlete to be named to the All-SEC First Team.



Pisani tied or set three Arkansas SEC Championship meet records en route to the program's second title on beam.

### ALL-TIME SEC CHAMPIONSHIP ROTATION

YEAR	FIRST	SECOND	THIRD	FOURTH	FIFTH	SIXTH	SEVENTH
2003	Bye	Floor	Bye	Vault	Bye	Bars	Beam
2004	Beam	Bye	Floor	Bye	Vault	Bye	Beam
2005	Bye	Vault	Bye	Bars	Beam	Bye	Floor
2006	Bye	Vault	Beam	Bye	Floor	Bye	Bars
2007	Bye	Vault	Bye	Bars	Beam	Bye	Floor
2008	Vault	Bye	Bars	Beam	Bye	Floor	Bye
2009	Bye	Floor	Bye	Vault	Bye	Bars	Beam
2010	Floor	Bye	Vault	Bars	Bye	Beam	Bye
2011	Bye	Floor	Bye	Vault	Bye	Bars	Beam
2012	Floor	Bye	Vault	Bars	Bye	Bars	Bye
2013	Bars	Beam	Floor	Vault	Format Changed To Sessions		
2014	Bars	Beam	Floor	Vault			
2015	Bars	Beam	Floor	Vault			
2016	Bars	Beam	Floor	Vault			
2017	Floor	Vault	Bars	Beam			
2018	Vault	Bars	Beam	Floor			
2019	Floor	Vault	Bars	Beam			
2021	Beam	Floor	Bars	Vault			
2022	Floor	Vault	Bars	Beam			
2023	Bars	Beam	Floor	Vault			
2024	Vault	Bars	Beam	Floor			
2026	Vault	Bye	Bars	Beam	Floor		

## Southeastern Conference Championship Records

### INDIVIDUAL VAULT

	SCORE	GYMNAST	YEAR	LOCATION
1.	9.925	Morgan Price	2026	Tulsa, Okla.
2.	9.900	Norah Flatley	2023	Duluth, Ga.
	9.900	Frankie Price	2023	Duluth, Ga.
	9.900	Cami Weaver	2023	Duluth, Ga.
	9.900	Lauren Williams	2023	Duluth, Ga.
	9.900	Amanda Elswick	2019	New Orleans, La.
	9.900	Amanda Wellick	2015	Duluth, Ga.
	9.900	Katherine Grable	2014	North Little Rock, Ark.
	9.900	Jaime Pisani	2011	Birmingham, Ala.
	9.900	Michelle Stout	2009	Nashville, Tenn.

### INDIVIDUAL UNEVEN BARS

	SCORE	GYMNAST	YEAR	LOCATION
1.	9.900	Michelle Stout	2009	Nashville, Tenn.
	9.900	Melissa Leigh	2004	Duluth, Ga.
3.	9.875	Joscelyn Roberson	2026	Tulsa, Okla.
	9.875	Leah Smith	2026	Tulsa, Okla.
	9.875	Reese Drotar	2024	New Orleans, La.
	9.875	Maddie Jones	2024	New Orleans, La.
	9.875	Norah Flatley	2023	Duluth, Ga.
	9.875	Hailey Garner	2017	Jacksonville, Fla.
	9.875	Paige Zaziski	2015	Duluth, Ga.
	9.875	Sarah Nagashima	2010	Jacksonville, Fla.
	9.875	Emily Peacock	2004	Duluth, Ga.

### INDIVIDUAL BALANCE BEAM

	SCORE	GYMNAST	YEAR	LOCATION
1.	9.950	Joscelyn Roberson	2026	Tulsa, Okla.
2.	9.925	Hailey Klein	2024	New Orleans, La.
	9.925	Cami Weaver	2024	New Orleans, La.
	9.925	Hailey Garner	2018	St. Louis, Mo.
5.	9.900	Allison Cucci	2026	Tulsa, Okla.
	9.900	Maddie Jones	2024	New Orleans, La.
	9.900	Amanda Elswick	2019	New Orleans, La.
	9.900	Kennedy Hambrick	2019	New Orleans, La.
	9.900	Samantha Nelson	2017	Jacksonville, Fla.
	9.900	Katherine Grable	2014	Birmingham, Ala.
	9.900	Jaime Pisani	2012	Duluth, Ga.
	9.900	Casey Jo Magee	2010	Jacksonville, Fla.
	9.900	Casey Jo Magee	2009	Nashville, Tenn.

### INDIVIDUAL FLOOR EXERCISE

	SCORE	GYMNAST	YEAR	LOCATION
1.	9.950	Sophia Carter	2021	Huntsville, Ala.
2.	9.925	Katherine Grable	2013	North Little Rock, Ark.
3.	9.900	Joscelyn Roberson	2026	Tulsa, Okla.
	9.900	Leah Smith	2026	Tulsa, Okla.
	9.900	Maddie Jones	2024	New Orleans, La.
	9.900	Norah Flatley	2023	Duluth, Ga.
	9.900	Lauren Williams	2023	Duluth, Ga.
	9.900	Bailey Lovett	2021	Huntsville, Ala.
	9.900	Heather Elswick	2015	Duluth, Ga.
	9.900	Katherine Grable	2014	Birmingham, Ala.
	9.900	Kelci Lewis	2013	North Little Rock, Ark.
	9.900	Jaime Pisani	2012	Duluth, Ga.
	9.900	Jaime Pisani	2011	Birmingham, Ala.
	9.900	Jaime Pisani	2010	Jacksonville, Fla.
	9.900	Dana McQuillin	2004	Duluth, Ga.

### INDIVIDUAL ALL-AROUND

	SCORE	GYMNAST	YEAR	LOCATION
1.	39.575	Joscelyn Roberson	2026	Tulsa, Okla.
2.	39.550	Katherine Grable	2014	Birmingham, Ala.
3.	39.500	Norah Flatley	2023	Duluth, Ga.
	39.500	Jaime Pisani	2012	Duluth, Ga.
5.	39.400	Allison Cucci	2026	Tulsa, Okla.
		Casey Jo Magee	2010	Jacksonville, Fla.
7.	39.375	Kennedy Hambrick	2019	New Orleans, La.
	39.375	Katherine Grable	2013	North Little Rock, Ark.
	39.375	Casey Jo Magee	2009	Nashville, Tenn.
10.	39.325	Katherine Grable	2011	Birmingham, Ala.

### TEAM VAULT

	SCORE	YEAR	LOCATION
1.	49.425	2023	Duluth, Ga.
	49.325	2011	Birmingham, Ala.
3.	49.250	2022	Birmingham, Ala.
	49.250	2015	Duluth, Ga.
5.	49.200	2009	Nashville, Tenn.
6.	49.150	2026	Tulsa, Okla.
	49.150	2013	North Little Rock, Ark.
8.	49.125	2016	North Little Rock, Ark.
	49.125	2021	Huntsville, Ala.
10.	49.050	2024	New Orleans, La.
	49.050	2012	Duluth, Ga.

### TEAM UNEVEN BARS

	SCORE	YEAR	LOCATION
1.	49.250	2024	New Orleans, La.
	49.175	2023	Duluth, Ga.
3.	49.150	2022	Birmingham, Ala.
	49.150	2018	St. Louis, Mo.
	49.150	2004	Duluth, Ga.
6.	49.125	2026	Tulsa, Okla.
7.	49.100	2019	New Orleans, La.
	49.100	2016	North Little Rock, Ark.
9.	49.075	2009	Nashville, Tenn.
10.	48.900	2005	Duluth, Ga.

### TEAM BALANCE BEAM

	SCORE	YEAR	LOCATION
1.	49.450	2024	New Orleans, La.
2.	49.350	2026	Tulsa, Okla.
3.	49.225	2018	St. Louis, Mo.
4.	49.150	2019	New Orleans, La.
5.	49.125	2005	Duluth, Ga.
6.	49.100	2013	North Little Rock, Ark.
7.	49.075	2016	North Little Rock, Ark.
8.	49.050	2010	Jacksonville, Fla.
9.	49.025	2008	Duluth, Ga.
10.	48.900	2014	Birmingham, Ala.
	48.900	2006	Birmingham, Ala.
	48.900	2003	Birmingham, Ala.

### TEAM FLOOR EXERCISE

	SCORE	YEAR	LOCATION
1.	49.425	2021	Huntsville, Ala.
2.	49.250	2026	Tulsa, Okla.
	49.350	2015	Duluth, Ga.
4.	49.300	2024	New Orleans, La.
	49.300	2013	North Little Rock, Ark.
6.	49.275	2019	New Orleans, La.
7.	49.225	2022	Birmingham, Ala.
8.	49.200	2016	North Little Rock, Ark.
9.	49.175	2023	Duluth, Ga.
10.	49.100	2009	Nashville, Tenn.

### TEAM ALL-AROUND

	SCORE	YEAR	LOCATION
1.	197.050	2024	New Orleans, La.
2.	196.975	2026	Tulsa, Okla.
3.	196.825	2023	Duluth, Ga.
4.	196.500	2016	North Little Rock, Ark.
5.	196.475	2019	New Orleans, La.
6.	196.450	2022	Birmingham, Ala.
7.	196.425	2018	St. Louis, Mo.
8.	196.400	2013	North Little Rock, Ark.
9.	196.000	2015	Duluth, Ga.
10.	195.800	2011	Birmingham, Ala.

## Southeastern Conference Honors

<b>SEC GYMNAST OF THE YEAR</b>	
Jaime Pisani .....	2012
Katherine Grable .....	2014

<b>SEC FRESHMAN OF THE YEAR</b>	
Amanda Wellick .....	2014
Paige Zaziski .....	2014
Sarah Shaffer .....	2018

<b>SEC COACH OF THE YEAR</b>	
Mark & René Cook .....	2008
Mark Cook .....	2016
Mark Cook .....	2018

<b>SEC SCHOLAR-ATHLETE OF THE YEAR</b>	
Michelle Stout .....	2011
Bailey Lovett .....	2022

<b>UNIVERSITY OF ARKANSAS ATHLETE OF THE YEAR</b>	
Casey Jo Magee, Michelle Stout .....	2009
Jaime Pisani .....	2012
Katherine Grable .....	2014

<b>SEC COMMUNITY SERVICE SCHOLARSHIP</b>	
Hanna McLeod .....	2006

<b>SEC GYMNAST OF THE WEEK</b>	
Dana McQuillin .....	Jan. 13, 2004
Katie Hardman .....	March 14, 2006
Cassie Drew .....	March 6, 2007
Michelle Stout .....	Feb. 13, 2008
Casey Jo Magee .....	Feb. 2, 2009
Casey Jo Magee .....	March 17, 2009
Casey Jo Magee .....	March 1, 2010
Casey Jo Magee .....	March 8, 2010
Jaime Pisani .....	Feb. 7, 2011
Jaime Pisani .....	Feb. 28, 2011
Katherine Grable .....	Jan. 9, 2012
Katherine Grable .....	Jan. 23, 2012
Jaime Pisani .....	March 5, 2012
Katherine Grable .....	Feb. 25, 2014
Amanda Wellick .....	Jan. 20, 2015
Kennedy Hambrick .....	March 9, 2021

<b>SEC SPECIALIST OF THE WEEK</b>	
Kelci Lewis .....	Feb. 25, 2013
Sophia Carter .....	Jan. 20, 2018
Braie Speed .....	March 20, 2018
Sophia Carter .....	February 11, 2020
Maggie O'Hara .....	Jan. 19, 2021
Lauren Williams .....	March 12, 2024
Lauren Williams .....	Jan. 20, 2026

<b>SEC FRESHMAN OF THE WEEK</b>	
Jaime Pisani .....	Jan. 26, 2009
Jaime Pisani .....	Feb. 12, 2009
Sydney Dillard .....	Jan. 16, 2013
Amanda Wellick .....	March 11, 2014
Paige Zaziski .....	Jan. 27, 2015
Paige Zaziski .....	Feb. 17, 2015
Paige Zaziski .....	March 16, 2015
Jessica Yamzon .....	Feb. 7, 2017
Sarah Shaffer .....	Jan. 15, 2018
Sarah Shaffer .....	Feb. 2, 2018
Sarah Shaffer .....	March 20, 2018
Lauren Williams .....	Jan. 30, 2023
Allison Cucci .....	March 17, 2026

<b>ALL-SEC</b>	
2004	
Melissa Leigh .....	UB

<b>2009</b>	
Casey Jo Magee .....	BB
Michelle Stout .....	BB

<b>2010</b>	
Casey Jo Magee .....	AA
Jaime Pisani .....	FX

<b>2011</b>	
Katherine Grable .....	AA
Jaime Pisani .....	VT

<b>2012</b>	
Jaime Pisani .....	BB

<b>2013</b>	
Katherine Grable .....	FX, AA
Kelci Lewis .....	FX

<b>2014</b>	
Sydney Dillard .....	BB
Katherine Grable .....	VT, UB, BB, FX, AA
Samantha Nelson .....	FX

<b>2015</b>	
Heather Elswick .....	FX
Amanda Wellick .....	VT
Paige Zaziski .....	VT

<b>2016</b>	
Samantha Nelson .....	BB
Amanda Wellick .....	FX
Paige Zaziski .....	UB

<b>2017</b>	
Hailey Garner .....	UB

<b>2018</b>	
Sophia Carter .....	FX
Hailey Garner .....	UB, BB
Sydney Laird .....	UB
Sarah Shaffer .....	FX
Braie Speed .....	VT, UB
Amanda Wellick .....	VT, UB, AA

<b>2019</b>	
Amanda Elswick .....	VT
Kennedy Hambrick .....	AA
Sarah Shaffer .....	UB

<b>2020</b>	
Sophia Carter .....	FX
Kennedy Hambrick .....	AA

<b>2021</b>	
Sophia Carter .....	FX

<b>2022</b>	
Kennedy Hambrick .....	AA
Sarah Shaffer .....	VT

<b>2023</b>	
Norah Flatley .....	VT, FX, AA
Frankie Price .....	VT
Cami Weaver .....	VT
Lauren Williams .....	VT, FX

<b>2024</b>	
Maddie Jones .....	FX
Hailey Klein .....	BB
Frankie Price .....	FX
Leah Smith .....	FX
Cami Weaver .....	BB
Lauren Williams .....	VT

<b>2025*</b>	
Joscelyn Roberson .....	BB

<b>2026</b>	
Allison Cucci .....	UB, BB, FX, AA
Hailey Klein .....	AA
Frankie Price .....	FX
Morgan Price .....	VT
Joscelyn Roberson .....	UB, BB, FX, AA
Leah Smith .....	UB, FX

<b>TOTAL ALL-SEC HONORS</b>	<b>70</b>
<b>ALL-SEC GYMNASTS</b>	<b>29</b>

\*All-SEC designation based on regular season NQS

<b>SEC ALL-FRESHMAN TEAM*</b>	
2013	
Sydney Dillard, Keara Glover	

<b>2014</b>	
Samantha Nelson	

<b>2015</b>	
Paige Zaiski	

<b>2017</b>	
Hailey Garner, Jessica Yamzon	

<b>2018</b>	
Sarah Shaffer, Sophia Carter, Sydney Laird	

<b>2019</b>	
Kennedy Hambrick, Amanda Elswick	

<b>2020</b>	
Bailey Lovett	

<b>2022</b>	
Kalyxta Gamiao, Leah Smith	

<b>2023</b>	
Reese Drotar, Frankie Price, Cami Weaver, Lauren Williams	

<b>2025**</b>	
Ja'Leigh Lang, Joscelyn Roberson	

<b>2026</b>	
Allison Cucci	

<b>TOTAL ALL-FRESHMAN TEAM GYMNASTS</b>	<b>21</b>
---	-----------

\*Began in 2013

\*\*All-SEC Freshman designation based on regular season NQS



## NCAA Regional Championship History

2004 TUCSON REGIONAL  
April 3 » Tucson, Ariz. » 4<sup>th</sup> of 6

#5 Utah .....	197.625
#8 Florida .....	197.050
#18 Arizona .....	196.375
#25 Arkansas .....	195.550
#39 Illinois .....	195.400
#40 Illinois-Chicago .....	193.875

2005 DURHAM REGIONAL  
April 21 » Durham, N.H. » 4<sup>th</sup> of 6

#3 LSU .....	197.125
#10 Oklahoma .....	195.550
#41 New Hampshire .....	194.700
#15 Arkansas .....	193.950
#51 Pittsburgh .....	193.100
#52 Rutgers .....	191.350

2006 FAYETTEVILLE REGIONAL  
April 28 » Fayetteville, Ark. » 2<sup>nd</sup> of 6

#3 Florida .....	196.375
#18 Arkansas .....	195.400
#9 UCLA .....	195.175
#30 Illinois .....	193.125
#42 Illinois-Chicago .....	191.125
#49 SEMO .....	189.050

2007 NCAA ANN ARBOR REGIONAL  
April 14 » Ann Arbor, Mich. » 3<sup>rd</sup> of 6

#1 Florida .....	197.325
#12 Michigan .....	196.050
#13 Arkansas .....	195.875
#43 New Hampshire .....	192.925
#41 Pittsburgh .....	192.550
#52 Rutgers .....	190.875

2008 MINNEAPOLIS REGIONAL  
April 12 » Minneapolis, Minn » 2<sup>nd</sup> of 6

#2 Utah .....	196.950
#11 Arkansas .....	196.125
#28 Minnesota .....	195.275
#14 Arizona .....	194.275
#27 Southern Utah .....	193.575
#23 Iowa .....	192.450

2009 FAYETTEVILLE REGIONAL  
April 4 » Fayetteville, Ark. » 1<sup>st</sup> of 6

#10 Arkansas .....	196.300
#4 Stanford .....	196.200
#16 Michigan .....	195.700
#25 Arizona .....	194.350
#31 Arizona State .....	193.900
#27 Southern Utah .....	192.650

2010 LOS ANGELES REGIONAL  
April 10 » Los Angeles, Calif. » 2<sup>nd</sup> of 6

#3 UCLA .....	197.825
#9 Arkansas .....	196.675
#21 Arizona .....	195.100
#17 Iowa State .....	194.325
#32 Arizona State .....	193.900
#26 BYU .....	193.400

2011 DENVER REGIONAL  
April 3 » Denver, Colo. » 1<sup>st</sup> of 6

#12 Arkansas .....	196.550
#1 Florida .....	196.425
#13 Boise State .....	196.400
#19 Denver .....	195.625
#20 Arizona .....	195.400
#27 BYU .....	194.650

2012 FAYETTEVILLE REGIONAL  
April 12 » Fayetteville, Ark. » 2<sup>nd</sup> of 6

#3 UCLA .....	197.225
#10 Arkansas .....	196.825
#15 Boise State .....	196.050
#19 Missouri .....	195.450
#34 Maryland .....	194.400
#29 New Hampshire .....	193.900

2013 CORVALLIS REGIONAL  
April 6 » Corvallis, Oreg. » 2<sup>nd</sup> of 6

#4 Georgia .....	197.425
#16 Arkansas .....	196.950
#10 Oregon State .....	195.375
#21 Boise State .....	195.300
#28 Arizona State .....	195.700
#32 California .....	195.125

2014 FAYETTEVILLE REGIONAL  
April 5 » Fayetteville, Ark. » 3<sup>rd</sup> of 6

#8 Utah .....	197.300
#9 UCLA .....	196.660
#17 Arkansas .....	196.375
#24 Arizona State .....	194.425
#34 UC Davis .....	193.900
#36 Utah State .....	191.875

2015 MORGANTOWN REGIONAL  
April 4 » Morgantown, W.V. » 4<sup>th</sup> of 6

#2 Florida .....	197.475
#11 Stanford .....	197.000
#14 Illinois .....	196.675
#19 Arkansas .....	196.500
#39 West Virginia .....	195.650
#25 New Hampshire .....	194.825

2016 IOWA CITY REGIONAL  
April 2 » Iowa City, Iowa » 3<sup>rd</sup> of 6

#1 Oklahoma .....	197.575
#12 Nebraska .....	196.550
#13 Arkansas .....	195.500
#19 Iowa .....	195.450
#35 CMU .....	194.675
#30 Kent State .....	194.525

2017 FAYETTEVILLE REGIONAL  
April 1 » Fayetteville, Ark. » 3<sup>rd</sup> of 6

#4 Utah .....	197.150
#9 Denver .....	197.050
#27 Arkansas .....	196.600
#21 Auburn .....	196.600
#16 California .....	196.300
#28 CMU .....	195.675

2018 COLUMBUS REGIONAL  
April 7 » Columbus, Ohio. » 2<sup>nd</sup> of 6

#3 UCLA .....	197.650
#10 Arkansas .....	196.775
#25 Ohio State .....	196.500
#15 Boise State .....	196.225
#33 Pittsburgh .....	195.125
#34 Kent State .....	194.900

2019 BATON ROUGE REGIONAL  
April 5 » Baton Rouge, La. » 5<sup>th</sup> of 8

#3 LSU .....	197.200
#13 Auburn .....	197.075
#6 Utah .....	196.800
#11 Minnesota .....	196.300
#20 Arkansas .....	196.175
#17 BYU .....	195.550
#21 Arizona State .....	195.425
#35 George Washington ..	194.675

2021 TUSCALOOSA REGIONAL  
April 2 » Tuscaloosa, Ala. » 4<sup>th</sup> of 8

#1 Oklahoma .....	198.000
#7 Alabama .....	197.525
#23 Missouri .....	197.325
#10 Arkansas .....	197.250
#19 Iowa .....	197.050
#20 Iowa State .....	196.525
#32 Maryland .....	195.075
#15 Auburn .....	DNC

2021 TUSCALOOSA REGIONAL FINAL  
April 3 » Tuscaloosa, Ala. » 3<sup>rd</sup> of 4

#1 Oklahoma .....	198.175
#7 Alabama .....	197.575
#10 Arkansas .....	196.700
#23 Missouri .....	196.500

2022 NORMAN REGIONAL  
March 31 » Norman, Okla. » 4<sup>th</sup> of 8

#1 Oklahoma .....	198.175
#8 Minnesota .....	197.825
#9 California .....	197.375
#18 Arkansas .....	196.975
#25 Utah State .....	196.825
#32 Arizona .....	196.800
#16 Arizona State .....	196.600
#24 Boise State .....	196.425

2022 NORMAN REGIONAL FINAL  
April 2 » Norman, Okla. » 4<sup>th</sup> of 4

#1 Oklahoma .....	198.250
#8 Minnesota .....	197.725
#9 California .....	197.300
#18 Arkansas .....	196.675

2023 NORMAN REGIONAL  
March 30 » Norman, Okla. » 5<sup>th</sup> of 8

#1 Oklahoma .....	197.925
#9 Kentucky .....	197.475
#8 Alabama .....	197.375
#16 Ohio State .....	197.350
#17 Arkansas .....	197.275
#25 Iowa .....	196.500
#22 Illinois .....	195.675
#30 NC State .....	195.375

2024 FAYETTEVILLE REGIONAL  
April 4 » Fayetteville, Ark. » 2<sup>nd</sup> of 8

#2 LSU .....	197.800
#10 Arkansas .....	197.325
#7 Kentucky .....	197.100
#15 Minnesota .....	196.950
#27 Nebraska .....	196.600
#32 BYU .....	196.500
#18 Oregon State .....	196.450
#24 Arizona .....	195.600

2024 FAYETTEVILLE REGIONAL FINAL  
April 6 » Fayetteville, Ark. » 2<sup>nd</sup> of 4

#1 LSU .....	198.250
#10 Arkansas .....	197.825
#7 Kentucky .....	197.475
#15 Minnesota .....	197.400

2025 UNIVERSITY PARK REGIONAL  
April 3 » University Park, Penn. » 3<sup>rd</sup> of 8

#1 LSU .....	198.100
#8 Michigan State .....	197.625
#16 Arkansas .....	197.550
#9 Kentucky .....	197.525
#17 Michigan .....	197.050
#36 Maryland .....	196.825
#25 Ohio State .....	196.400
#28 Penn State .....	196.225

2025 UNIVERSITY PARK REGIONAL FINAL  
April 5 » University Park, Penn. » 4<sup>th</sup> of 4

#1 LSU .....	198.050
#8 Michigan State .....	198.000
#9 Kentucky .....	197.625
#16 Arkansas .....	197.375

2026 LEXINGTON REGIONAL  
April 3 » Lexington, Ky. » 2<sup>nd</sup> of 8

#1 Oklahoma .....	197.875
#9 Arkansas .....	197.175
#8 Missouri .....	196.875
#18 Ohio State .....	196.550
#36 Rutgers .....	196.300
#16 Kentucky .....	196.175
#27 Maryland .....	195.775
#21 NC State .....	195.700

2026 LEXINGTON REGIONAL FINAL  
April 5 » Lexington, Ky. » 2<sup>nd</sup> of 4

#1 Oklahoma .....	198.350
#9 Arkansas .....	197.450
#8 Missouri .....	197.225
#18 Ohio State .....	196.700

## INDIVIDUAL REGIONAL CHAMPIONS

NAME	EVENT	YEAR	SCORE
Michelle Stout	VT	2009	9.875
Casey Jo Magee	BB	2009	9.900
Casey Jo Magee	FX	2009	9.900
Casey Jo Magee	BB	2010	9.900
Katherine Grable	VT	2011	9.900
Jaime Pisani	FX	2011	9.950
Jaime Pisani	BB	2012	9.925
Jaime Pisani	AA	2012	39.625
Katherine Grable	VT	2013	9.950
Katherine Grable	FX	2013	9.950
Katherine Grable	AA	2013	39.650
Katherine Grable	VT	2014	9.950
Katherine Grable	FX	2014	9.950
Braie Speed	VT	2017	9.900
Braie Speed	VT	2018	9.900
Amanda Wellick	AA	2018	39.425
Frankie Price	FX	2023	9.950
Maddie Jones	UB	2025	9.950
Morgan Price	VT	2026	9.950
Morgan Price	AA	2026	39.575
Joscelyn Roberson	BB	2026	9.950
Joscelyn Roberson	FX	2026	9.925

TOTAL .....	22
VAULT .....	7
BARS .....	1
BEAM .....	4
FLOOR .....	6
ALL-AROUND .....	4

## NCAA Regional Championship Records

### INDIVIDUAL VAULT

	SCORE	GYMNAST	YEAR	LOCATION
1.	9.950	Lauren Williams	2026	Lexington, Ky. (Final)
	9.950	Morgan Price	2026	Lexington, Ky. (Semi)
	9.950	Leah Smith	2024	Fayetteville, Ark. (Final)
	9.950	Lauren Williams	2024	Fayetteville, Ark. (Semi)
	9.950	Katherine Grable	2014	Fayetteville, Ark.
	9.950	Katherine Grable	2013	Corvallis, Ore.

### INDIVIDUAL UNEVEN BARS

	SCORE	GYMNAST	YEAR	LOCATION
1.	9.950	Reese Drotar	2024	Fayetteville, Ark. (Final)
	9.950	Sarah Shaffer	2022	Norman, Okla. (Semi)
3.	9.925	Morgan Price	2026	Lexington, Ky. (Semi)
	9.925	Reese Drotar	2023	Norman, Okla. (Semi)
	9.925	Maggie O'Hara	2021	Tuscaloosa, Ala. (Semi)
	9.925	Melissa Leigh	2004	Tucson, Ariz.
	9.900	Dana McQuillin	2004	Tucson, Ariz.

### INDIVIDUAL BALANCE BEAM

	SCORE	GYMNAST	YEAR	LOCATION
1.	9.950	Joscelyn Roberson	2026	Lexington, Ky. (Final)
	9.950	Joscelyn Roberson	2026	Lexington, Ky. (Semi)
	9.950	Kalyxta Gamiao	2024	Fayetteville, Ark. (Final)
	9.950	Norah Flatley	2023	Norman, Okla. (Semi)
5.	9.925	Sirena Linton	2024	Fayetteville, Ark. (Final)
	9.925	Cally Swaney	2024	Fayetteville, Ark. (Semi)
	9.925	Kennedy Hambrick	2021	Tuscaloosa, Ala. (Semi)
	9.925	Jaime Pisani	2012	Fayetteville, Ark.
	9.900	Casey Jo Magee	2007	Ann Arbor, Mich.

### INDIVIDUAL FLOOR EXERCISE

	SCORE	GYMNAST	YEAR	LOCATION
1.	9.950	Joscelyn Roberson	2026	Lexington, Ky. (Final)
	9.950	Frankie Price	2023	Norman, Okla. (Semi)
	9.950	Katherine Grable	2014	Fayetteville, Ark.
	9.950	Katherine Grable	2013	Corvallis, Ore.
	9.950	Jaime Pisani	2011	Denver, Colo.

### INDIVIDUAL ALL-AROUND

	SCORE	GYMNAST	YEAR	LOCATION
1.	39.675	Katherine Grable	2014	Fayetteville, Ark.
2.	39.650	Katherine Grable	2013	Corvallis, Ore.
3.	39.625	Jaime Pisani	2012	Fayetteville, Ark.
4.	39.600	Casey Jo Magee	2010	Los Angeles, Calif.
5.	39.575	Morgan Price	2026	Lexington, Ky. (Semi)
	39.575	Kennedy Hambrick	2022	Norman, Okla. (Semi)

### TEAM VAULT

	SCORE	YEAR	LOCATION
1.	49.375	2024	Fayetteville, Ark. (Final)
	49.375	2024	Fayetteville, Ark. (Semi)
	49.375	2015	Morgantown, W.V.
4.	49.300	2007	Ann Arbor, Mich.
	49.300	2008	Minneapolis, Minn.
6.	49.275	2026	Lexington, Ky. (Final)

### TEAM UNEVEN BARS

	SCORE	YEAR	LOCATION
1.	49.450	2024	Fayetteville, Ark. (Final)
	49.450	2022	Norman, Okla. (Semi)
3.	49.400	2010	Los Angeles, Calif.
4.	49.375	2026	Lexington, Ky. (Semi)
	49.375	2021	Tuscaloosa, Ala. (Semi)
	49.375	2004	Tucson, Ariz.
	49.375	2017	Fayetteville, Ark.

### TEAM BALANCE BEAM

	SCORE	YEAR	LOCATION
1.	49.525	2024	Fayetteville, Ark. (Final)
2.	49.425	2026	Lexington, Ky. (Final)
3.	49.350	2024	Fayetteville, Ark. (Semi)
4.	49.325	2021	Tuscaloosa, Ala. (Semi)
5.	49.300	2013	Corvallis, Ore.

### TEAM FLOOR EXERCISE

	SCORE	YEAR	LOCATION
1.	49.500	2023	Norman, Okla. (Semi)
2.	49.475	2024	Fayetteville, Ark. (Final)
3.	49.450	2024	Fayetteville, Ark. (Semi)
4.	49.400	2026	Lexington, Ky. (Final)
	49.400	2026	Lexington, Ky. (Semi)
	49.400	2022	Norman, Okla. (Final)

### TEAM ALL-AROUND

	SCORE	YEAR	LOCATION
1.	197.825	2024	Fayetteville, Ark. (Final)
2.	197.450	2026	Lexington, Ky. (Final)
3.	197.325	2024	Fayetteville, Ark. (Semi)
4.	197.275	2023	Norman, Okla. (Semi)
5.	197.250	2021	Tuscaloosa, Ala. (Semi)
6.	197.175	2026	Lexington, Ky. (Semi)
7.	196.975	2022	Norman, Okla. (Semi)
8.	196.950	2013	Corvallis, Ore.
9.	196.825	2012	Fayetteville, Ark.
10.	196.775	2018	Columbus, Ohio

**2006 NCAA CHAMPIONSHIPS (SESSION II)**  
**CORVALLIS, ORE. (OREGON STATE, HOST)**  
**SESSION FINISH » 6<sup>TH</sup> of 6**  
**OVERALL FINISH » 12<sup>TH</sup> of 12**

TEAM	VT	UB	BB	FX	AA
#1 Georgia	49.150	49.400	49.375	49.350	197.275
#4 Iowa State	49.050	49.075	48.825	49.300	196.250
#3 Florida	48.925	49.000	48.925	49.375	196.225
#9 Arizona State	48.850	49.050	48.725	48.950	195.575
#17 Oregon St.	48.675	48.775	48.600	49.100	195.150
#19 ARKANSAS	48.225	48.750	48.425	48.975	194.375

**2008 NCAA CHAMPIONSHIPS (SESSION I)**  
**ATHENS, GA. (GEORGIA, HOST)**  
**SESSION FINISH » 5<sup>TH</sup> of 6**  
**OVERALL FINISH » 10<sup>TH</sup> of 12**

TEAM	VT	UB	BB	FX	AA
#2 Florida	49.10	49.300	48.975	49.525	196.900
#6 Alabama	49.125	49.375	48.850	49.300	196.650
#3 LSU	49.050	49.450	48.825	49.250	196.575
#10 Oklahoma	48.775	49.125	48.95	49.225	196.075
#11 ARKANSAS	49.150	49.125	48.575	48.975	195.825
#7 Oregon State	48.725	49.150	48.750	48.850	195.475

**2009 NCAA CHAMPIONSHIPS (SESSION II)**  
**LINCOLN, NEB. (NEBRASKA, HOST)**  
**SESSION FINISH » 2<sup>ND</sup> of 6**  
**OVERALL FINISH » 5<sup>TH</sup> of 12**

TEAM	VT	UB	BB	FX	AA
#3 Alabama	49.325	49.200	49.375	49.125	197.025
#10 ARKANSAS	49.450	49.100	49.250	49.150	196.950
#2 Utah	49.400	49.275	48.775	49.175	196.625
#7 UCLA	49.425	48.700	49.200	49.300	196.625
#6 Oregon St.	49.225	48.625	48.325	49.175	195.350
#11 Illinois	48.700	48.875	48.575	48.900	195.050

**2010 NCAA CHAMPIONSHIPS (SESSION II)**  
**GAINESVILLE, FLA. (FLORIDA, HOST)**  
**SESSION FINISH » 5<sup>TH</sup> of 6**  
**OVERALL FINISH » 11<sup>TH</sup> of 12**

TEAM	VT	UB	BB	FX	AA
#3 Alabama	49.325	49.350	49.225	48.950	196.850
#2 Florida	49.425	48.900	49.175	49.275	196.775
#6 Stanford	49.325	48.950	49.100	48.925	196.300
#11 Michigan	49.375	48.725	48.450	49.150	195.700
#7 ARKANSAS	49.250	49.125	48.000	49.225	195.600
#10 Missouri	49.200	49.025	47.450	48.925	194.600

**INDIVIDUAL ALL-AROUND QUALIFIERS**

**Dana McQuillin » 2005 NCAA All-Around Qualifier**

ATHLETE	VT	UB	BB	FX	AA
McQuillin	9.575	9.675	9.000	9.775	38.025

**Casey Jo Magee » 2007 NCAA All-Around Qualifier**

ATHLETE	VT	UB	BB	FX	AA
Magee	9.850	9.825	9.250	9.800	38.725

**Katherine Grable, Amanda Wellick » 2014 NCAA All-Around Qualifiers**

ATHLETE	VT	UB	BB	FX	AA
Grable	9.950	9.850	9.850	9.950	39.600
Wellick	9.850	9.175	9.800	9.850	38.675

**Amanda Wellick » 2016 NCAA AA Qualifier**

ATHLETE	VT	UB	BB	FX	AA
Wellick	9.775	9.8375	9.875	9.8125	39.300

**Jessica Yamzon » 2017 NCAA AA Qualifier**

ATHLETE	VT	UB	BB	FX	AA
Yamzon	9.575	9.7125	9.875	9.7625	38.925

**Kennedy Hambrick » 2021 NCAA AA Qualifier**

ATHLETE	VT	UB	BB	FX	AA
Hambrick	9.8875	9.900	9.9125	9.9125	39.6125

**Kennedy Hambrick » 2022 NCAA AA Qualifier**

ATHLETE	VT	UB	BB	FX	AA
Hambrick	9.8625	9.8625	9.8875	9.7125	39.325

**Joscelyn Roberson » 2025 NCAA AA Qualifier**

ATHLETE	VT	UB	BB	FX	AA
Roberson	9.825	9.800	9.900	9.900	39.425

**NCAA Championship Appearances**

**2011 NCAA CHAMPIONSHIPS (SESSION I)**  
**CLEVELAND, OHIO (KENT STATE, HOST)**  
**SESSION FINISH » 4<sup>TH</sup> of 6**  
**OVERALL FINISH » 10<sup>TH</sup> of 12**

TEAM	VT	UB	BB	FX	AA
#3 Oklahoma	49.225	49.375	49.175	49.000	196.775
#6 Michigan	49.325	49.375	48.750	49.250	196.700
#2 UCLA	49.450	49.350	48.375	49.325	196.500
#10 ARKANSAS	49.150	48.575	48.450	49.275	195.450
#7 Georgia	49.250	49.075	48.700	48.425	195.450
#11 Illinois	49.175	48.825	47.950	49.150	195.100

**2012 NCAA CHAMPIONSHIPS (SESSION II)**  
**DULUTH, GA. (GEORGIA TECH, HOST)**  
**SESSION FINISH » 3<sup>RD</sup> of 6**  
**OVERALL FINISH » 6<sup>TH</sup> of 12**

TEAM	VT	UB	BB	FX	AA
#4 Alabama	49.400	49.400	49.600	49.275	197.675
#1 Florida	49.575	49.450	49.350	49.275	197.650
#8 ARKANSAS	49.275	49.275	49.450	49.150	197.150
#12 Ohio St.	49.175	48.975	49.225	49.150	196.525
#5 Georgia	49.600	49.400	48.275	49.225	196.500
#9 Oregon St.	49.050	49.150	49.300	48.975	196.475

**2013 NCAA CHAMPIONSHIPS (SESSION II)**  
**LOS ANGELES, CALIF. (UCLA, HOST)**  
**SESSION FINISH » 6<sup>TH</sup> of 6**  
**OVERALL FINISH » 10<sup>TH</sup> of 12**

TEAM	VT	UB	BB	FX	AA
#3 Alabama	49.350	49.275	49.275	49.450	197.350
#2 Oklahoma	49.275	49.500	49.150	49.275	197.200
#6 UCLA	49.500	49.175	49.075	49.450	197.200
#7 Michigan	49.275	49.400	48.775	49.400	196.850
#10 Utah	49.200	49.475	48.225	49.300	196.200
#11 ARKANSAS	48.975	48.900	49.000	49.275	196.150

**2018 NCAA CHAMPIONSHIPS (SESSION I)**  
**ST. LOUIS, MO. (MISSOURI, HOST)**  
**SESSION FINISH » 6<sup>TH</sup> of 6**  
**OVERALL FINISH » 10<sup>TH</sup> of 12**

TEAM	VT	UB	BB	FX	AA
#3 UCLA	49.1875	49.3750	49.5375	49.4625	197.5625
#2 LSU	49.3500	49.5000	49.2250	49.4000	197.4750
#11 Nebraska	49.2375	49.0625	49.3750	49.3375	197.0125
#18 Georgia	49.1250	49.3125	49.2375	49.0125	196.6875
#6 Alabama	49.1375	49.1625	49.0750	49.2500	196.6250
#10 ARKANSAS	48.7500	49.2875	49.2625	49.1250	196.4250

**NCAA Individual Appearances**  
**INDIVIDUAL EVENT FINALISTS/QUALIFIERS**

ATHLETE	YEAR	EVENT	SCORE	FINISH
Michelle Stout	2008	Vault	9.800	4th
Michelle Stout	2009	Vault	9.8375	5th
Michelle Stout	2009	Bars	9.8625	T-7th
Sarah Nagashima	2009	Beam	9.900	T-3rd
Alex LaChance	2009	Beam	9.825	5th
Jaime Pisani	2010	Vault	9.7188	T-12th
Jaime Pisani	2010	Floor	9.850	T-10th
Casey Jo Magee	2010	Bars	9.900	T-5th
Casey Jo Magee	2010	Beam	9.875	4th
Casey Jo Magee	2010	Floor	9.8125	12th
Amy Borsellino	2011	Vault	9.6938	15th
Katherine Grable	2011	Floor	9.850	T-9th
Jaime Pisani	2011	Floor	9.900	T-5th
Katherine Grable	2012	Beam	9.8625	12th
Jaime Pisani	2012	Beam	9.6875	12th
Jaime Pisani	2012	Floor	9.8625	T-9th
Katherine Grable	2013	Floor	9.8875	6th
Katherine Grable	2014	Vault	9.975	T-1st
Katherine Grable	2014	Floor	9.9625	1st
Sophia Carter	2019	Floor	9.8375	35th
Hailey Garner	2019	Beam	9.6375	50th
Maggie O'Hara	2021	Bars	9.925	4th
Sarah Shaffer	2022	Bars	9.875	T-24th
Norah Flatley	2023	Beam	9.9375	T-8th
Lauren Williams	2023	Vault	9.825	T-40th
Maddie Jones	2025	Bars	9.775	T-52nd


**2024 NCAA CHAMPIONSHIPS (SESSION I)**  
**FORT WORTH, TEXAS (TEXAS WOMAN'S, HOST)**  
**SESSION FINISH » 4<sup>TH</sup> of 4**  
**OVERALL FINISH » 7<sup>TH</sup> of 8**

TEAM	VT	UB	BB	FX	AA
#2 LSU	49.3250	49.4750	49.5875	49.7250	198.1125
#3 Cal	49.3625	49.5250	49.4125	49.4125	197.7125
#19 Stanford	49.2250	49.2500	49.3125	49.2875	197.0750
#10 ARKANSAS	49.3250	49.2000	48.8125	49.1375	196.4750

**2026 NCAA CHAMPIONSHIPS (SESSION II)**  
**FORT WORTH, TEXAS (TEXAS WOMAN'S, HOST)**  
**SESSION FINISH » 4<sup>TH</sup> of 4**  
**OVERALL FINISH » 7<sup>TH</sup> of 8**

TEAM	VT	UB	BB	FX	AA
#1 Oklahoma	49.7500	49.4750	49.5375	49.5375	198.3000
#13 Minnesota	49.2500	49.3875	49.3875	49.4875	197.4625
#4 UCLA	48.9750	49.2625	49.4875	49.5500	197.2750
#9 ARKANSAS	49.3750	49.2000	49.0875	49.3000	196.9625

Individual National Champions are determined on the first day of the NCAA Championships, the highest individual score earner, including ties, earn event National Titles. Prior to 2014, finishers 1-4, including ties, from each session would advance to the individual finals on day two of the championships.



## NCAA Championship Records

Semifinal, Super Six, or Individual Qualifier

### INDIVIDUAL VAULT

	SCORE	YEAR	GYMNAST	EVENT
1.	9.975	2014	Katherine Grable	NCAA Semifinal I
	9.975	2009	Michelle Stout	NCAA Semifinal II
3.	9.9375	2026	Allison Cucci	NCAA Semifinal II
4.	9.925	2012	Scarlett Williams	NCAA Super Six
5.	9.900	2026	Morgan Price	NCAA Semifinal II
		2026	Leah Smith	NCAA Semifinal II
		2008	Michelle Stout	NCAA Semifinal I
		2012	Jaime Pisani	NCAA Super Six
		2010	Jaime Pisani	NCAA Semifinal II
		2009	Jaime Pisani	NCAA Semifinal II
		2009	Casey Jo Magee	NCAA Semifinal II
		2009	Michelle Stout	NCAA Super Six
		2011	Amy Borsellino	NCAA Semifinal I
		2012	Katherine Grable	NCAA Semifinal II
		2012	Kelci Lewis	NCAA Super Six
		2012	Katherine Grable	NCAA Super Six

### INDIVIDUAL UNEVEN BARS

	SCORE	YEAR	GYMNAST	EVENT
1.	9.925	2024	Reese Drotar	NCAA Semifinal I
	9.925	2021	Maggie O'Hara	NCAA Semifinal I
3.	9.9125	2026	Morgan Price	NCAA Semifinal II
4.	9.900	2026	Leah Smith	NCAA Semifinal II
		2021	Kennedy Hambrick	NCAA Semifinal II
		2012	Jaime Pisani	NCAA Semifinal II
		2010	Casey Jo Magee	NCAA Event Finals
		2010	Casey Jo Magee	NCAA Semifinal II
		2008	Casey Jo Magee	NCAA Semifinal I
10.	9.8875	2018	Amanda Wellick	NCAA Semifinal I

### INDIVIDUAL BALANCE BEAM

	SCORE	YEAR	GYMNAST	EVENT
1.	9.950	2012	Jaime Pisani	NCAA Semifinal II
		2012	Katherine Grable	NCAA Semifinal II
3.	9.9375	2023	Norah Flatley	NCAA Semifinal II
4.	9.9125	2021	Kennedy Hambrick	NCAA Semifinal II
5.	9.900	2025	Joscelyn Roberson	NCAA Semifinal II
		2009	Alex LaChance	NCAA Semifinal II
		2009	Sarah Nagashima	NCAA Semifinal II
		2009	Casey Jo Magee	NCAA Super Six
		2009	Katherine Grable	NCAA Super Six
		2010	Casey Jo Magee	NCAA Semifinal II

### INDIVIDUAL FLOOR EXERCISE

	SCORE	YEAR	GYMNAST	EVENT
1.	9.9625	2014	Katherine Grable	NCAA Semifinal I
2.	9.950	2011	Jaime Pisani	NCAA Semifinal II
		2013	Katherine Grable	NCAA Semifinal II
4.	9.9125	2026	Joscelyn Roberson	NCAA Semifinal II
		2021	Kennedy Hambrick	NCAA Semifinal II
6.	9.925	2010	Jaime Pisani	NCAA Semifinal II
7.	9.900	2026	Lauren Williams	NCAA Semifinal II
		2025	Joscelyn Roberson	NCAA Semifinal II
		2010	Casey Jo Magee	NCAA Semifinal II
		2009	Casey Jo Magee	NCAA Super Six
		2011	Katherine Grable	NCAA Semifinal II
		2011	Jaime Pisani	NCAA Semifinal II
		2012	Jaime Pisani	NCAA Semifinal II

### INDIVIDUAL ALL-AROUND

	SCORE	YEAR	GYMNAST	EVENT
1.	39.625	2012	Jaime Pisani	NCAA Semifinal II
2.	39.6125	2021	Kennedy Hambrick	NCAA Semifinal II
3.	39.600	2014	Katherine Grable	NCAA Semifinal I
4.	39.550	2010	Casey Jo Magee	NCAA Semifinal II
5.	39.525	2012	Katherine Grable	NCAA Super Six
	39.525	2010	Michelle Stout	NCAA Semifinal II
7.	39.475	2013	Katherine Grable	NCAA Semifinal II
8.	39.450	2009	Casey Jo Magee	NCAA Super Six
9.	39.425	2025	Joscelyn Roberson	NCAA Semifinal II
		2012	Katherine Grable	NCAA Semifinal II

### TEAM VAULT

	SCORE	YEAR	EVENT
1.	49.450	2012	NCAA Super Six
	49.450	2009	NCAA Semifinal II
3.	49.375	2026	NCAA Semifinal II
4.	49.325	2024	NCAA Semifinal I
	49.325	2009	NCAA Super Six
6.	49.275	2012	NCAA Semifinal II
	49.275	2013	NCAA Semifinal II
8.	49.250	2012	NCAA Semifinal II
9.	49.150	2008	NCAA Semifinal I
	49.150	2011	NCAA Semifinal I

### TEAM UNEVEN BARS

	SCORE	YEAR	EVENT
1.	49.2875	2018	NCAA Semifinal I
2.	49.275	2012	NCAA Semifinal II
3.	49.200	2026	NCAA Semifinal II
	49.200	2024	NCAA Semifinal I
5.	49.175	2012	NCAA Super Six
6.	49.125	2010	NCAA Semifinal II
	49.125	2008	NCAA Semifinal I
8.	49.100	2009	NCAA Semifinal II
9.	48.975	2009	NCAA Super Six
10.	48.900	2013	NCAA Semifinal II

### TEAM BALANCE BEAM

	SCORE	YEAR	EVENT
1.	49.450	2012	NCAA Semifinal II
2.	49.2875	2018	NCAA Semifinal I
3.	49.250	2009	NCAA Semifinal II
4.	49.225	2012	NCAA Super Six
5.	49.0875	2026	NCAA Semifinal II
6.	49.000	2013	NCAA Semifinal II
7.	48.925	2009	NCAA Super Six
8.	48.8125	2024	NCAA Semifinal I
9.	48.575	2008	NCAA Semifinal II
10.	48.450	2011	NCAA Semifinal I

### TEAM FLOOR EXERCISE

	SCORE	YEAR	EVENT
1.	49.300	2026	NCAA Semifinal II
2.	49.275	2011	NCAA Semifinal I
		2013	NCAA Semifinal II
4.	49.250	2009	NCAA Super Six
5.	49.225	2010	NCAA Semifinal II
6.	49.150	2012	NCAA Semifinal II
		2009	NCAA Semifinal II
8.	49.1375	2024	NCAA Semifinal I
9.	49.125	2018	NCAA Semifinal I
10.	48.975	2008	NCAA Semifinal I
		2006	NCAA Semifinal II

### TEAM ALL-AROUND

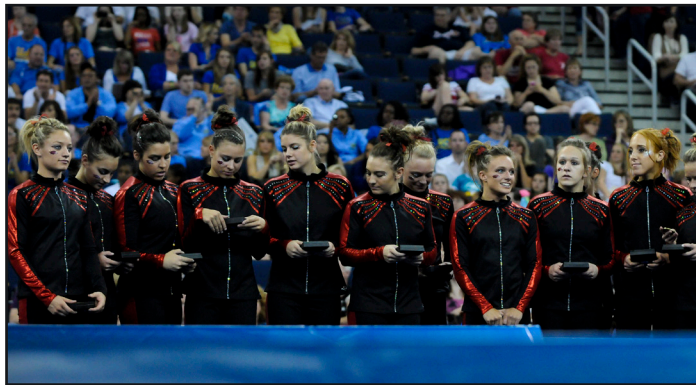
	SCORE	YEAR	EVENT
1.	197.150	2012	NCAA Semifinal II
2.	196.9625	2026	NCAA Semifinal II
3.	196.950	2009	NCAA Semifinal II
4.	196.475	2024	NCAA Semifinal I
	196.475	2009	NCAA Super Six
6.	196.425	2018	NCAA Semifinal I
7.	196.300	2012	NCAA Super Six
8.	196.150	2013	NCAA Semifinal II
9.	195.825	2008	NCAA Semifinal II
10.	195.600	2010	NCAA Semifinal I

## NCAA Super Six Appearances



**2009 NCAA SUPER SIX FINALS**  
Lincoln, Neb. (Nebraska, host)

FIFTH PLACE					
Name	VT	UB	BB	FX	AA
#1 Georgia	49.625	49.425	49.200	49.575	197.825
#3 Alabama	49.425	49.325	49.325	49.500	197.575
#2 Utah	49.525	49.275	49.175	49.450	197.425
#4 Florida	49.000	49.150	49.200	49.375	196.725
#10 ARKANSAS	49.325	48.975	48.925	49.250	196.475
#6 LSU	49.275	49.100	48.700	49.300	196.375



**2012 NCAA SUPER SIX FINALS**  
Duluth, Ga. (Georgia Tech, host)

SIXTH PLACE					
Name	VT	UB	BB	FX	AA
#4 Alabama	49.625	49.275	49.500	49.450	197.850
#1 Florida	49.475	49.425	49.475	49.400	197.775
#2 UCLA	49.525	49.475	49.400	49.350	197.750
#10 Stanford	49.550	49.350	49.325	49.275	197.500
#7 Utah	49.400	49.300	49.350	49.325	197.375
#8 ARKANSAS	49.450	49.175	49.225	48.450	196.300

## Top Super Six Scorers

### INDIVIDUAL VAULT

	SCORE	GYMNAST	YEAR	LOCATION
1.	9.925	Scarlett Williams	2012	Duluth, Ga.
2.	9.900	Katherine Grable	2012	Duluth, Ga.
	9.900	Kelci Lewis	2012	Duluth, Ga.
	9.900	Jaime Pisani	2012	Duluth, Ga.
	9.900	Jaime Pisani	2009	Lincoln, Neb.
	9.900	Michelle Stout	2009	Lincoln, Neb.
7.	9.875	Casey Jo Magee	2009	Lincoln, Neb.
8.	9.850	Mariah Howdeshell	2009	Lincoln, Neb.
9.	9.825	Amy Borsellino	2012	Duluth, Ga.
10.	9.800	Bailee Zumwalde	2012	Duluth, Ga.
	9.800	Alex LaChance	2009	Lincoln, Neb.

### INDIVIDUAL UNEVEN BARS

	SCORE	GYMNAST	YEAR	LOCATION
1.	9.875	Jaime Pisani	2012	Duluth, Ga.
	9.875	Michelle Stout	2009	Lincoln, Neb.
3.	9.850	Katherine Grable	2012	Duluth, Ga.
	9.850	Mariah Howdeshell	2012	Duluth, Ga.
5.	9.800	Amy Borsellino	2012	Duluth, Ga.
	9.800	Stephani Canizaro	2012	Duluth, Ga.
	9.800	Sarah Nagashima	2009	Lincoln, Neb.
8.	9.775	Shelby Salmon	2012	Duluth, Ga.
	9.775	Casey Jo Magee	2009	Lincoln, Neb.
	9.775	Jaime Pisani	2009	Lincoln, Neb.

### INDIVIDUAL BALANCE BEAM

	SCORE	GYMNAST	YEAR	LOCATION
1.	9.900	Katherine Grable	2012	Duluth, Ga.
	9.900	Casey Jo Magee	2009	Lincoln, Neb.
3.	9.875	Jaime Pisani	2012	Duluth, Ga.
4.	9.850	Shelby Salmon	2012	Duluth, Ga.
	9.850	Sarah Nagashima	2009	Lincoln, Neb.
6.	9.825	Amy Borsellino	2012	Duluth, Ga.
7.	9.775	Scarlett Williams	2012	Duluth, Ga.
	9.775	Amy DeFlippo	2009	Lincoln, Neb.
9.	9.750	Samantha Kolbas	2012	Duluth, Ga.
	9.750	Jaime Pisani	2009	Duluth, Ga.

### INDIVIDUAL FLOOR EXERCISE

	SCORE	GYMNAST	YEAR	LOCATION
1.	9.900	Casey Jo Magee	2009	Lincoln, Neb.
2.	9.875	Katherine Grable	2012	Duluth, Ga.
	9.875	Jaime Pisani	2009	Lincoln, Neb.
4.	9.850	Amy Borsellino	2012	Duluth, Ga.
	9.850	Alex LaChance	2009	Lincoln, Neb.
6.	9.825	Bailee Zumwalde	2012	Duluth, Ga.
	9.825	Molly Lewis	2009	Lincoln, Neb.
8.	9.800	Sarah Nagashima	2009	Lincoln, Neb.
	9.800	Michelle Stout	2009	Lincoln, Neb.
10.	9.650	Kelci Lewis	2012	Duluth, Ga.

### INDIVIDUAL ALL-AROUND

	SCORE	GYMNAST	YEAR	LOCATION
1.	39.525	Katherine Grable	2012	Duluth, Ga.
2.	39.450	Casey Jo Magee	2009	Lincoln, Neb.
3.	39.300	Amy Borsellino	2012	Duluth, Ga.
	39.300	Jaime Pisani	2009	Lincoln, Neb.
5.	39.225	Sarah Nagashima	2009	Lincoln, Neb.
6.	38.900	Jaime Pisani	2012	Duluth, Ga.
7.	38.475	Michelle Stout	2009	Lincoln, Neb.

### TEAM VAULT

	SCORE	YEAR
1.	49.450	2012
2.	49.325	2009

### TEAM FLOOR EXERCISE

	SCORE	YEAR
1.	49.250	2009
2.	48.450	2012

### TEAM UNEVEN BARS

	SCORE	YEAR
1.	49.175	2012
2.	48.975	2009

### TEAM TOTAL

	SCORE	YEAR
1.	196.475	2009
2.	196.300	2012

### TEAM BALANCE BEAM

	SCORE	YEAR
1.	49.225	2012
2.	48.925	2009

## All-Americans

## ALL-AMERICANS BY TEAM

## FIRST TEAM

NAME	EVENT	YEAR	SCORE
Michelle Stout	VT	2008	9.900
Alex Lachance	BB	2009	9.900
Sarah Nagashima	BB	2009	9.900
Michelle Stout	VT	2009	9.975
Michelle Stout	UB	2009	9.875
Michelle Stout	AA	2009	39.525
Casey Jo Magee	UB	2010	9.900
Casey Jo Magee	BB	2010	9.900
Casey Jo Magee	FX	2010	9.900
Casey Jo Magee	AA	2011	39.550
Jaime Pisani	VT	2010	9.900
Jaime Pisani	FX	2010	9.925
Amy Borsellino	VT	2011	9.900
Katherine Grable	FX	2011	9.900
Jaime Pisani	FX	2011	9.950
Katherine Grable	BB	2012	9.950
Jaime Pisani	BB	2012	9.950
Jaime Pisani	FX	2012	9.900
Jaime Pisani	AA	2012	39.625
Katherine Grable	FX	2013	9.950
Katherine Grable	AA	2013	39.475
Katherine Grable	VT	2014	9.950
Katherine Grable	FX	2014	9.950
Katherine Grable	AA	2014	39.600
Maggie O'Hara	UB	2021	9.925
Reese Drotar	UB	2024	9.925
Allison Cucci	VT	2026	9.9375

## SECOND TEAM

NAME	EVENT	YEAR	SCORE
Casey Jo Magee	VT	2008	9.900
Casey Jo Magee	UB	2008	9.900
Casey Jo Magee	VT	2009	9.900
Casey Jo Magee	FX	2009	9.850
Jaime Pisani	VT	2009	9.900
Jaime Pisani	UB	2009	9.900
Jaime Pisani	FX	2009	9.850
Michelle Stout	FX	2009	9.900
Jaime Pisani	AA	2010	39.400
Katherine Grable	VT	2011	9.875
Kelci Lewis	FX	2011	9.850
Jaime Pisani	BB	2011	9.900
Jaime Pisani	AA	2011	39.350
Stephani Canizaro	FX	2012	9.850
Katherine Grable	VT	2012	9.900
Jaime Pisani	UB	2012	9.900
Bailey Zumwalde	FX	2012	9.850
Amanda Wellick	AA	2016	39.350
Braie Speed	VT	2018	9.875
Amanda Wellick	UB	2018	9.8875
Amanda Wellick	AA	2018	39.400
Hailey Garner	BB	2018	9.8875
Kennedy Hambrick	VT	2021	9.8875
Kennedy Hambrick	UB	2021	9.900
Kennedy Hambrick	BB	2021	9.9125
Kennedy Hambrick	AA	2021	39.6125
Kennedy Hambrick	AA	2022	39.325
Norah Flatley	BB	2023	9.9375
Leah Smith	VT	2024	9.8875
Cami Weaver	VT	2024	9.8875
Joscelyn Roberson	BB	2025	9.900
Morgan Price	VT	2026	9.900
Morgan Price	UB	2026	9.9125
Morgan Price	AA	2026	39.4625
Joscelyn Roberson	FX	2026	9.9125
Leah Smith	VT	2026	9.900
Leah Smith	UB	2026	9.900

TOTAL	64
VAULT	17
BARS	11
BEAM	10
FLOOR	14
ALL-AROUND	12

## ALL-AMERICANS BY EVENT

## VAULT (17)

NAME	EVENT	YEAR	SCORE
FIRST TEAM			
Michelle Stout	VT	2008	9.900
Michelle Stout	VT	2009	9.975
Jaime Pisani	VT	2010	9.900
Amy Borsellino	VT	2011	9.900
Katherine Grable	VT	2014	9.950
Allison Cucci	VT	2026	9.9375

## SECOND TEAM

Casey Jo Magee	VT	2008	9.900
Casey Jo Magee	VT	2009	9.900
Jaime Pisani	VT	2009	9.900
Katherine Grable	VT	2011	9.875
Katherine Grable	VT	2012	9.900
Braie Speed	VT	2018	9.875
Kennedy Hambrick	VT	2021	9.8875
Leah Smith	VT	2024	9.8875
Cami Weaver	VT	2024	9.8875
Morgan Price	VT	2026	9.900
Leah Smith	VT	2026	9.900

## UNEVEN BARS (11)

NAME	EVENT	YEAR	SCORE
FIRST TEAM			
Michelle Stout	UB	2009	9.875
Casey Jo Magee	UB	2010	9.900
Maggie O'Hara	UB	2021	9.925
Reese Drotar	UB	2024	9.925

## SECOND TEAM

Casey Jo Magee	UB	2008	9.900
Jaime Pisani	UB	2009	9.850
Jaime Pisani	UB	2012	9.850
Amanda Wellick	UB	2018	9.8875
Kennedy Hambrick	UB	2021	9.900
Morgan Price	UB	2026	9.9125
Leah Smith	UB	2026	9.900

## BALANCE BEAM (10)

NAME	EVENT	YEAR	SCORE
FIRST TEAM			
Alex Lachance	BB	2009	9.900
Sarah Nagashima	BB	2009	9.900
Casey Jo Magee	BB	2010	9.900
Katherine Grable	BB	2012	9.950
Jaime Pisani	BB	2012	9.950

## SECOND TEAM

Jaime Pisani	BB	2011	9.900
Hailey Garner	BB	2018	9.8875
Kennedy Hambrick	BB	2021	9.9125
Norah Flatley	BB	2023	9.9375
Joscelyn Roberson	BB	2025	9.900

## FLOOR EXERCISE (14)

NAME	EVENT	YEAR	SCORE
FIRST TEAM			
Casey Jo Magee	FX	2010	9.900
Jaime Pisani	FX	2010	9.925
Katherine Grable	FX	2011	9.900
Jaime Pisani	FX	2011	9.950
Jaime Pisani	FX	2012	9.900
Katherine Grable	FX	2013	9.950
Katherine Grable	FX	2014	9.950

## SECOND TEAM

Casey Jo Magee	FX	2009	9.850
Jaime Pisani	FX	2009	9.850
Michelle Stout	FX	2009	9.900
Kelci Lewis	FX	2011	9.850
Stephani Canizaro	FX	2012	9.850
Bailey Zumwalde	FX	2012	9.850
Joscelyn Roberson	FX	2026	9.9125

## ALL-AMERICANS BY EVENT


## ALL-AROUND (11)

NAME	EVENT	YEAR	SCORE
FIRST TEAM			
Michelle Stout	AA	2009	39.525
Casey Jo Magee	AA	2011	39.550
Jaime Pisani	AA	2012	39.625
Katherine Grable	AA	2013	39.475
Katherine Grable	AA	2014	39.600

## SECOND TEAM

Jaime Pisani	AA	2010	39.400
Jaime Pisani	AA	2011	39.350
Amanda Wellick	AA	2016	39.350
Amanda Wellick	AA	2018	39.400
Kennedy Hambrick	AA	2021	39.6125
Kennedy Hambrick	AA	2022	39.325
Morgan Price	AA	2026	39.4625

To be named an All-American, athletes must be at the NCAA Championship competition. Places 1-4 (plus ties) in each event and the all-around in each session of Thursday's preliminary team competition are considered first-team All-Americans. Places 5-8 (plus ties) are considered second-team All-American.



Michelle Stout: First All-American Gymback



## All-Americans

## ALL-AMERICANS BY ATHLETE

JAIME PISANI (13)			
NAME	EVENT	YEAR	SCORE
<b>FIRST TEAM</b>			
Jaime Pisani	VT	2010	9.900
Jaime Pisani	FX	2010	9.925
Jaime Pisani	FX	2011	9.950
Jaime Pisani	BB	2012	9.950
Jaime Pisani	FX	2012	9.900
Jaime Pisani	AA	2012	39.625

SECOND TEAM			
Jaime Pisani	VT	2009	9.900
Jaime Pisani	UB	2009	9.850
Jaime Pisani	FX	2009	9.850
Jaime Pisani	AA	2010	39.400
Jaime Pisani	BB	2011	9.900
Jaime Pisani	AA	2011	39.350
Jaime Pisani	UB	2012	9.900

KATHERINE GRABLE (9)			
NAME	EVENT	YEAR	SCORE
<b>FIRST TEAM</b>			
Katherine Grable	FX	2011	9.900
Katherine Grable	BB	2012	9.950
Katherine Grable	FX	2013	9.950
Katherine Grable	AA	2013	39.475
Katherine Grable	VT	2014	9.950
Katherine Grable	FX	2014	9.950
Katherine Grable	AA	2014	39.600

SECOND TEAM			
Katherine Grable	VT	2011	9.875
Katherine Grable	VT	2012	9.900

CASEY JO MAGEE (8)			
NAME	EVENT	YEAR	SCORE
<b>FIRST TEAM</b>			
Casey Jo Magee	UB	2010	9.900
Casey Jo Magee	BB	2010	9.900
Casey Jo Magee	FX	2010	9.900
Casey Jo Magee	AA	2011	39.550

SECOND TEAM			
Casey Jo Magee	VT	2008	9.900
Casey Jo Magee	UB	2008	9.900
Casey Jo Magee	VT	2009	9.900
Casey Jo Magee	FX	2009	9.850

MICHELLE STOUT (5)			
NAME	EVENT	YEAR	SCORE
<b>FIRST TEAM</b>			
Michelle Stout	VT	2008	9.900
Michelle Stout	VT	2009	9.975
Michelle Stout	UB	2009	9.875
Michelle Stout	AA	2009	9.850

SECOND TEAM			
Michelle Stout	FX	2009	9.900

KENNEDY HAMBRICK (5)			
NAME	EVENT	YEAR	SCORE
<b>SECOND TEAM</b>			
Kennedy Hambrick	VT	2021	9.8875
Kennedy Hambrick	UB	2021	9.900
Kennedy Hambrick	BB	2021	9.9125
Kennedy Hambrick	AA	2021	39.6125
Kennedy Hambrick	AA	2022	39.325

AMANDA WELICK (3)			
NAME	EVENT	YEAR	SCORE
<b>SECOND TEAM</b>			
Amanda Wellick	AA	2016	39.350
Amanda Wellick	UB	2018	9.8875
Amanda Wellick	AA	2018	39.400

MORGAN PRICE (3)			
NAME	EVENT	YEAR	SCORE
<b>SECOND TEAM</b>			
Morgan Price	VT	2026	9.900
Morgan Price	UB	2026	9.9125
Morgan Price	AA	2026	39.4625

LEAH SMITH (3)			
NAME	EVENT	YEAR	SCORE
<b>SECOND TEAM</b>			
Leah Smith	VT	2024	9.8875
Leah Smith	VT	2026	9.900
Leah Smith	UB	2026	9.900

JOSCELYN ROBERSON (2)			
NAME	EVENT	YEAR	SCORE
<b>SECOND TEAM</b>			
Joscelyn Roberson	BB	2025	9.900
Joscelyn Roberson	FX	2026	9.9125

ALEX LACHANCE (1)			
NAME	EVENT	YEAR	SCORE
<b>FIRST TEAM</b>			
Alex Lachance	BB	2009	9.900

SARAH NAGASHIMA (1)			
NAME	EVENT	YEAR	SCORE
<b>FIRST TEAM</b>			
Sarah Nagashima	BB	2009	9.900

AMY BORSELLINO (1)			
NAME	EVENT	YEAR	SCORE
<b>FIRST TEAM</b>			
Amy Borsellino	VT	2011	9.900

KELCI LEWIS (1)			
NAME	EVENT	YEAR	SCORE
<b>SECOND TEAM</b>			
Kelci Lewis	FX	2011	9.850

STEPHANI CANIZARO (1)			
NAME	EVENT	YEAR	SCORE
<b>SECOND TEAM</b>			
Stephani Canizaro	FX	2012	9.850

BAILEY ZUMWALDE (1)			
NAME	EVENT	YEAR	SCORE
<b>FIRST TEAM</b>			
Bailey Zumwalde	FX	2012	9.850

HAILEY GARNER (1)			
NAME	EVENT	YEAR	SCORE
<b>FIRST TEAM</b>			
Hailey Garner	BB	2018	9.8875

BRAIE SPEED (1)			
NAME	EVENT	YEAR	SCORE
<b>SECOND TEAM</b>			
Braie Speed	VT	2018	9.875

MAGGIE O'HARA (1)			
NAME	EVENT	YEAR	SCORE
<b>FIRST TEAM</b>			
Maggie O'Hara	UB	2021	9.925

NORAH FLATLEY (1)			
NAME	EVENT	YEAR	SCORE
<b>SECOND TEAM</b>			
Norah Flatley	BB	2023	9.9375

REESE DROTAR (1)			
NAME	EVENT	YEAR	SCORE
<b>FIRST TEAM</b>			
Reese Drotar	UB	2024	9.925

CAMI WEAVER (1)			
NAME	EVENT	YEAR	SCORE
<b>SECOND TEAM</b>			
Cami Weaver	VT	2024	9.8875

ALLISON CUCCI (1)			
NAME	EVENT	YEAR	SCORE
<b>FIRST TEAM</b>			
Allison Cucci	VT	2026	9.9375

## REGULAR SEASON ALL-AMERICANS (21)

NAME	EVENT	YEAR	NQS	RANK
<b>FIRST TEAM</b>				
Katherine Grable	FX	2014	9.940	8 <sup>th</sup>
Katherine Grable	BB	2014	9.910	8 <sup>th</sup>
Katherine Grable	AA	2014	39.610	3 <sup>rd</sup>
Kennedy Hambrick	AA	2021	39.600	8 <sup>th</sup>
Morgan Price	VT	2026	9.925	T-8 <sup>th</sup>
Joscelyn Roberson	BB	2026	9.950	T-5 <sup>th</sup>

SECOND TEAM				
Katherine Grable	FX	2013	9.915	13 <sup>th</sup>
Katherine Grable	AA	2013	39.450	14 <sup>th</sup>
Katherine Grable	VT	2014	9.925	11 <sup>th</sup>
Amanda Wellick	VT	2015	9.925	14 <sup>th</sup>
Amanda Wellick	VT	2016	9.900	12 <sup>th</sup>
Sophia Carter	FX	2019	9.935	T-10 <sup>th</sup>
Sophia Carter	FX	2020	9.925	11 <sup>th</sup>
Kennedy Hambrick	AA	2020	39.385	16 <sup>th</sup>
Kennedy Hambrick	VT	2021	9.938	11 <sup>th</sup>
Kennedy Hambrick	BB	2021	9.938	13 <sup>th</sup>
Maggie O'Hara	UB	2021	9.925	9 <sup>th</sup>
Frankie Price	FX	2024	9.950	T-14 <sup>th</sup>
Joscelyn Roberson	BB	2025	9.915	T-15 <sup>th</sup>
Morgan Price	UB	2026	9.935	12 <sup>th</sup>
Lauren Williams	VT	2026	9.910	T-14 <sup>th</sup>

To be considered a WCGA Regular Season All-American, athletes must finish the regular season ranked in the top 16 in their respective events.



## 2014 National Champion Katherine Grable

Grable completed the storybook ending for her career as a Razorback by claiming the first two national championships in program history and collecting a share of then-program record on four of the five events.

The Oshkosh, Wis., native won the vault national title after posting a career-best 9.975 in the second-position, which stood for the whole first session. LSU's Rheagan Courville stuck her vault in the second session as well to share the national title. Grable's vault title marked the second individual national championship on vault in co-head coach Mark Cook's Career. Grable claimed three perfect 10.0s from half of the judges on the event.

On floor, Grable was the last to go for the event. She needed to beat a three-way tie of 9.950s to claim the outright title. Grable completed her routine to the tune of a 9.9625 and claimed her second national title of the day. She did so by scoring two perfect 10.0s from the judges and counted one of which gave her the edge she needed to claim the outright title.



### 2014 VAULT CHAMPIONSHIP SCORES

	Score	Judge 1	Judge 2	Judge 3	Judge 4	Judge 5	Judge 6
1.	9.975	10.00	10.00	9.95	9.95	9.95	10.00

### KATHERINE GRABLE'S SCHOOL RECORDS

Event	Score	Opponent	Date
Floor	9.975	No. 2 Oklahoma	March 14, 2014

### 2014 FLOOR CHAMPIONSHIP SCORES

	Score	Judge 1	Judge 2	Judge 3	Judge 4	Judge 5	Judge 6
1.	9.9625	9.95	10.00	10.00	9.95	9.95	9.95

## Year-By-Year Results

YEAR	COACH	RECORD	SEC RECORD	SEC CHAMPIONSHIP	REGIONAL	NATIONAL	BEST SCORE
2003	Mark and René Cook	5-15	1-5	7 <sup>TH</sup>	--	--	195.375
2004	Mark and René Cook	11-14	2-4	6 <sup>TH</sup>	4 <sup>TH</sup>	--	196.450
2005	Mark and René Cook	9-16	2-4	5 <sup>TH</sup>	4 <sup>TH</sup>	--	195.625
2006	Mark and René Cook	12-21	2-4	6 <sup>TH</sup>	2 <sup>ND</sup>	6 <sup>TH</sup> - SII	196.250
2007	Mark and René Cook	17-16	2-4	5 <sup>TH</sup>	3 <sup>RD</sup>	--	196.075
2008	Mark and René Cook	14-16	2-4	6 <sup>TH</sup>	2 <sup>ND</sup>	5 <sup>TH</sup> - SII	196.625
2009	Mark and René Cook	21-14	3-3	6 <sup>TH</sup>	1 <sup>ST</sup>	2 <sup>ND</sup> - SII, SS - 5 <sup>TH</sup>	196.725
2010	Mark and René Cook	13-14-1	2-3-1	6 <sup>TH</sup>	2 <sup>ND</sup>	5 <sup>TH</sup> - SII	197.025
2011	Mark and René Cook	16-10-1	5-1	4 <sup>TH</sup>	1 <sup>ST</sup>	T-4 <sup>TH</sup> - SI	196.700
2012	Mark and René Cook	18-20	3-3	6 <sup>TH</sup>	2 <sup>ND</sup>	3 <sup>RD</sup> - SII, SS - 6 <sup>TH</sup>	197.225
2013	Mark Cook and René Lyst	12-18-1	1-5-1	6 <sup>TH</sup>	2 <sup>ND</sup>	6 <sup>TH</sup> - SII	197.100
2014	Mark Cook and René Lyst	9-14	2-5	7 <sup>TH</sup>	3 <sup>RD</sup>	--	197.100
2015	Mark Cook	9-16	2-5	6 <sup>TH</sup>	4 <sup>TH</sup>	--	196.650
2016	Mark Cook	12-12	4-3	6 <sup>TH</sup>	3 <sup>RD</sup>	--	197.225
2017	Mark Cook	6-16-1	2-5	8 <sup>TH</sup>	T-3 <sup>RD</sup>	--	196.600
2018	Mark Cook	12-20-1	2-5	5 <sup>TH</sup>	2 <sup>ND</sup>	6 <sup>TH</sup> - SI	197.300
2019	Mark Cook	9-18	0-6	5 <sup>TH</sup>	5 <sup>TH</sup>	--	197.000
2020	Jordyn Wieber	4-8	2-5	--	--	--	196.950
2021	Jordyn Wieber	6-14	3-5	7 <sup>TH</sup>	3 <sup>RD</sup> (Final)	--	197.425
2022	Jordyn Wieber	10-18	0-7	6 <sup>TH</sup>	4 <sup>TH</sup> (Final)	--	197.200
2023	Jordyn Wieber	6-16	2-5	7 <sup>TH</sup>	3 <sup>RD</sup> (Semis)	--	197.475
2024	Jordyn Wieber	15-15-1	4-2-1	6 <sup>TH</sup>	2 <sup>ND</sup> (Final)	4 <sup>TH</sup> - SI	198.100
2025	Jordyn Wieber	9-13	2-6	--	4 <sup>TH</sup> (Final)	--	197.725
2026	Jordyn Wieber	12-17-1	2-5-1	7 <sup>TH</sup>	2 <sup>ND</sup> (Final)	4 <sup>TH</sup> - SII	197.700
Total/Best		267-371-7	52-104-4	4 <sup>TH</sup>	1 <sup>ST</sup>	SS - 5 <sup>TH</sup>	198.100

## Year-by-Year Results

2003

5-15 (1-5 SEC)

H: 0-5 | A: 5-4 | N: 0-6

DATE	OPPONENT	RANK	W/L	ARK.	OPP.
1/10	#16 Denver		L	196.300	196.425
1/7	#5 Florida*	#23	L	193.975	196.250
1/24	#4 Alabama*		L	194.575	197.200
2/2	at #5 UCLA	#22	L	193.475	198.175
2/7	at Kentucky Quad		1 <sup>st</sup> of 4		
	Illinois-Chicago		W	194.475	193.425
	Texas Woman's		W	194.475	193.275
	Kentucky*		W	194.475	192.825
2/14	at Auburn Quad		2 <sup>nd</sup> of 4		
	#15 Auburn*		L	194.975	196.300
	#21 Missouri		W	194.975	194.900
	Centenary		W	194.975	191.350
2/21	#4 Georgia*		L	194.225	197.225
2/28	at #15 LSU*		L	193.475	196.700
3/7	at West Virginia		L	195.150	196.800
3/14	Missouri		L	195.375	195.875
3/29	SEC Championships		7 <sup>th</sup> of 7		
	#5 Alabama		L	194.850	197.575
	#4 Georgia		L	194.850	197.525
	#9 Florida		L	194.850	195.950
	#15 LSU		L	194.850	195.650
	#17 Auburn		L	194.850	195.025
	Kentucky		L	194.850	194.875

\* Southeastern Conference Meet

2004

11-14 (2-4 SEC)

H: 8-3 | A: 0-3 | N: 3-8

DATE	OPPONENT	RANK	W/L	ARK.	OPP.
1/9	Arkansas Quad		1 <sup>st</sup> of 4		
	#22 Minnesota		W	195.575	194.675
	West Virginia		W	195.575	192.775
	Illinois-Chicago		W	195.575	189.550
1/16	#23 Kentucky* #8		W	196.225	195.200
1/23	Auburn*	#13	W	196.425	196.225
1/30	at #2 Georgia* #11		L	195.250	197.300
2/6	#14 LSU*	#13	L	196.450	196.775
2/13	#10 Missouri	#15	L	195.925	196.600
2/20	at #5 Florida* #17		L	195.925	197.375
2/27	at #3 Alabama* #17		L	196.450	197.325
3/5	Gym'Back Invitational		1 <sup>st</sup> of 4		
	SEMO	#20	W	196.625	194.625
	Centenary	#20	W	196.625	193.625
	Texas Woman's #20		W	196.625	192.475
3/12	at #11 Arizona #21		L	194.850	196.525
3/20	SEC Championships		6 <sup>th</sup> of 7		
	#4 Georgia	#24	L	194.825	198.175
	#3 Alabama	#24	L	194.825	197.950
	#5 LSU	#24	L	194.825	197.275
	#8 Florida	#24	L	194.825	197.225
	#20 Auburn	#24	L	194.825	195.925
	Kentucky	#24	W	194.825	193.850
4/3	NCAA Tucson Regional		4 <sup>th</sup> of 6		
	#5 Utah	#25	L	195.550	197.625
	#8 Florida	#25	L	195.550	197.050
	#18 Arizona	#25	L	195.550	196.375
	Illinois	#25	W	195.550	195.400
	Illinois-Chicago #25		W	195.550	193.875

\* Southeastern Conference Meet

2005

9-16 (2-4 SEC)

H: 1-6 | A: 4-3 | N: 4-7

DATE	OPPONENT	RANK	W/L	ARK.	OPP.
1/8	at Minnesota	#24	W	194.250	193.800
1/14	at #10 Kentucky* #20		W	194.925	193.575
1/21	at #12 Auburn* #15		W	194.275	194.225
1/28	#6 Georgia*	#12	L	195.150	195.300
2/4	at #4 LSU*	#13	L	195.725	196.925
2/11	Washington Tri Meet		2 <sup>nd</sup> of 3		
	#21 Oregon St. #12		L	195.550	195.975
	#19 Washington #12		W	195.550	195.275
2/18	#4 Florida*	#11	L	195.475	196.450
2/25	Alabama*	#12	L	193.750	194.800
3/5	at #11 Denver	#13	L	193.725	194.425
3/13	Missouri	#15	L	195.575	196.050
3/19	Arkansas Quad		3 <sup>rd</sup> of 4		
	#5 UCLA	#14	L	15.625	196.850
	#3 Nebraska	#14	L	195.625	196.625
	#12 Oregon St. #14		W	195.625	195.550
3/26	SEC Championship		5 <sup>th</sup> of 7		
	#8 Georgia	#15	L	195.325	197.250
	#2 LSU	#15	L	195.325	196.975
	#5 Alabama	#15	L	195.325	196.700
	#6 Florida	#15	L	195.325	196.150
	#21 Auburn	#15	W	195.325	195.125
	#19 Kentucky	#15	W	195.325	193.800
4/9	NCAA Durham Regional		4 <sup>th</sup> of 6		
	#3 LSU	#15	L	193.950	197.125
	#10 Oklahoma	#15	L	193.950	195.550
	New Hampshire #15		L	193.950	194.700
	Pittsburgh	#15	W	193.950	193.100
	Rutgers	#15	W	193.950	191.350

\* Southeastern Conference Meet

2006

12-21 (2-4 SEC)

H: 3-2 | A: 4-8 | N: 5-11

Date	Opponent	Rank	W/L	ARK.	OPP.
1/3	Hawaii Invite		3 <sup>rd</sup> of 6		
	#3 UCLA	#20	L	190.625	193.775
	#13 Oregon St.	#20	L	190.625	191.925
	#18 Washington	#20	W	190.625	190.425
	California	#20	W	190.625	189.350
	Sacramento St.	#20	W	190.625	188.075
1/13	at #14 Missouri #17		L	192.225	195.100
1/20	at #3 Georgia* #24		L	193.600	196.125
1/27	#11 LSU*	#22	L	193.100	194.675
2/3	#15 Penn St.	#21	L	194.575	194.650
2/10	Florida Quad		3 <sup>rd</sup> of 4		
	#5 Florida*	#21	L	194.025	196.950
	WVU	#21	L	194.025	194.200
	#22 UNC	#21	W	194.025	193.125
2/17	at #3 Alabama* #21		L	194.175	195.825
2/24	#18 Kentucky* #19		W	196.350	196.250
3/3	#13 Auburn*	#20	W	195.375	194.950
3/12	Washington	#20	W	196.350	193.025
3/19	at #11 Nebraska #20		L	195.900	196.475
3/25	SEC Championships		6 <sup>th</sup> of 7		
	#1 Georgia	#19	L	194.650	197.275
	#5 Alabama	#19	L	194.650	196.975
	#3 Florida	#19	L	194.650	196.275
	#8 LSU	#19	L	194.650	195.900
	#14 Auburn	#19	L	194.650	194.975
	#18 Kentucky	#19	W	194.650	191.150
4/8	NCAA Fayetteville Regional		2 <sup>nd</sup> of 6		
	#3 Florida	#18	L	195.400	196.675
	#9 UCLA	#18	W	195.400	195.175
	Illinois	#18	W	195.400	193.125
	Illinois-Chicago #18		W	195.400	191.125
	SEMO	#18	W	195.400	187.050
4/20	NCAA Championships Session I		6 <sup>th</sup> of 6   12 <sup>th</sup> Overall		
	#1 Georgia	#18	L	194.375	197.275
	#11 Utah	#18	--	194.375	196.175
	#3 Alabama	#18	--	194.375	196.250
	#4 Florida	#18	L	194.375	196.225
	#6 Nebraska	#18	--	194.375	196.325
	#10 Iowa State	#18	L	194.375	196.250
	#7 Michigan	#18	--	194.375	196.000
	#8 LSU	#18	--	194.375	195.650
	#2 Arizona St.	#18	L	194.375	195.575
	#4 Oklahoma	#18	--	194.375	195.525
	#9 Oregon St.	#18	L	194.375	195.150

\* Southeastern Conference Meet

Advanced To Super Six Finals Competition

## Year-by-Year Results

2007

17-16 (2-4 SEC)  
H: 6-8 | A: 6-2 | N: 5-6

DATE	OPPONENT	RANK	W/L	ARK.	OPP.
1/5	Super Six Challenge (Arkansas Host)	6 <sup>th</sup> of 6			
	#3 Florida	#15	L	192.800	196.550
	#7 Nebraska	#15	L	192.800	195.200
	#14 Penn St.	#15	L	192.800	194.575
	#9 LSU	#15	L	192.800	194.075
	#17 Denver	#15	L	192.800	192.975
1/13	at #14 Penn St.	#15	W	194.850	193.600
1/19	#2 Georgia*	#20	L	196.075	196.100
1/26	at #15 LSU*	#14	L	195.575	196.500
2/2	Utah Quad	2 <sup>nd</sup> of 4			
	#3 Utah	#13	L	193.625	196.150
	#22 BYU	#13	W	193.625	192.600
	Southern Utah	#13	W	193.625	190.650
2/9	#1 Florida*	#16	L	195.775	197.275
2/16	#5 Alabama*	#15	L	194.175	197.000
2/23	at Kentucky*	#14	W	195.850	193.650
3/2	at #14 Auburn*#12	W	196.325	195.400	
3/9	Arkansas Quad I	1 <sup>st</sup> of 4			
	#23 WVU	#11	W	196.250	194.300
	Pittsburgh	#11	W	196.250	193.350
	New Hampshire	#11	W	196.250	192.650
3/16	at #23 Arizona St.	#12	W	196.175	195.125
3/23	Arkansas Quad II	1 <sup>st</sup> of 4			
	#18 Missouri	#12	W	196.450	195.725
	SEMO	#12	W	196.450	192.975
	Texas Woman's	#12	W	196.450	192.000
3/31	SEC Championships	5 <sup>th</sup> of 6			
	#1 Florida	#11	L	194.550	197.325
	#2 Georgia	#11	L	194.550	197.175
	#3 Alabama	#11	L	194.550	197.000
	#4 LSU	#11	L	194.550	196.250
	#15 Auburn	#11	W	194.550	194.475
	#25 Kentucky	#11	W	194.550	194.000
4/14	NCAA Ann Arbor Regional	3 <sup>rd</sup> of 6			
	#1 Florida	#13	L	195.875	197.325
	#12 Michigan	#13	L	195.875	196.050
	New Hampshire	#13	W	195.875	192.925
	Pittsburgh	#13	W	195.875	192.550
	Rutgers	#13	W	195.875	190.875

\*Southeastern Conference Meet

2008

14-16 (2-4 SEC)  
H: 4-2 | A: 4-4 | N: 6-10

DATE	OPPONENT	RANK	W/L	ARK.	OPP.
1/11	Michigan Tri Meet	2 <sup>nd</sup> of 3			
	#9 Michigan	#14	L	195.250	196.075
	#22 WVU	#14	W	195.250	190.300
1/18	#7 LSU*	#8	L	195.300	195.900
1/25	#12 Penn St.	#10	W	195.250	194.625
2/1	at #3 Florida*	#9	L	195.750	196.700
2/8	at #4 Alabama*#10	L	195.950	196.775	
2/15	Kentucky*	#10	W	195.675	195.175
2/22	#14 Auburn*	#10	W	196.425	195.950
3/1	at #1 Georgia*	#11	L	195.950	197.900
3/9	UCLA Quad	1 <sup>st</sup> of 4			
	#6 Alabama	#12	W	196.425	195.925
	#9 UCLA	#12	W	196.425	195.800
	CS Fullerton	#12	W	196.425	192.625
3/15	#9 Oklahoma	#11	L	196.625	196.750
3/21	#15 Michigan St.	#1	W	196.075	194.725
3/29	SEC Championships	6 <sup>th</sup> of 7			
	#1 Georgia	#11	L	194.650	197.350
	#3 Florida	#11	L	194.650	197.325
	#6 Alabama	#11	L	194.650	197.325
	#5 LSU	#11	L	194.650	196.500
	#13 Auburn	#11	L	194.650	196.100
	#20 Kentucky	#11	W	194.650	194.025
4/12	NCAA Minneapolis Regional	2 <sup>nd</sup> of 6			
	#2 Utah	#11	L	196.125	196.950
	Minnesota	#11	W	196.125	195.275
	#14 Arizona	#11	W	196.125	194.275
	Southern Utah	#11	W	196.125	193.575
	#23 Iowa	#11	W	196.125	192.450
4/24	NCAA Championships Semifinal I	5 <sup>th</sup> of 6   10 <sup>th</sup> Overall			
	#1 Georgia	#11	--	--	197.625
	#5 Utah	#11	--	--	196.950
	#4 Stanford	#11	--	--	196.900
	#3 Florida	#11	L	195.825	196.900
	#4 Alabama	#11	L	195.825	196.650
	#9 UCLA	#11	--	--	196.725
	#7 LSU	#11	L	195.825	196.575
	#8 Michigan	#11	--	--	196.075
	#10 Oklahoma	#11	L	195.825	196.075
	#8 Oregon St.	#11	W	195.825	195.475
	#12 Denver	#11	--	--	194.200

\*Southeastern Conference Meet

Advanced To Super Six Finals Competition

2009

21-14 (3-3 SEC)  
H: 4-1 | A: 6-3 | N: 11-10

DATE	OPPONENT	RANK	W/L	ARK.	OPP.
1/9	#21 Ohio State	#12	W	195.775	194.625
1/16	Oregon State Tri Meet	2 <sup>nd</sup> of 3			
	#9 Oregon St.	#5	L	195.925	195.950
	California	#5	W	195.925	185.250
1/23	#1 Florida*	#8	W	196.375	195.425
1/26	at #7 Oklahoma	#8	W	196.900	195.625
1/30	#9 Alabama*	#8	W	196.625	196.525
2/6	at Kentucky*	#3	W	195.075	194.500
2/13	at #6 Auburn*	#7	L	195.400	196.175
2/20	#3 Georgia*	#7	L	196.725	196.925
2/27	at #6 LSU*	#9	L	195.800	196.150
3/6	#18 Minnesota	#10	W	196.350	195.250
3/13	Texas Woman's Quad	1 <sup>st</sup> of 4			
	Bowling Green	#11	W	196.550	193.275
	Texas Woman's	#11	W	196.550	193.000
	Penn	#11	W	196.550	190.250
3/21	SEC Championships	6 <sup>th</sup> of 7			
	#5 Alabama	#9	L	195.650	197.300
	#1 Georgia	#9	L	195.650	196.925
	#6 Florida	#9	L	195.650	196.750
	#4 LSU	#9	L	195.650	196.550
	#11 Auburn	#9	L	195.650	196.350
	#22 Kentucky	#9	W	195.650	195.000
4/10	NCAA Fayetteville Regional	1 <sup>st</sup> of 6			
	#4 Stanford	#10	W	196.300	196.200
	#16 Michigan	#10	W	196.300	195.700
	#25 Arizona	#10	W	196.300	194.350
	Arizona State	#10	W	196.300	193.900
	Southern Utah	#10	W	196.300	192.650
4/16	NCAA Championships Semifinal I	2 <sup>nd</sup> of 6			
	#1 Georgia	#10	--	--	197.450
	#3 Alabama	#10	L	196.950	197.025
	#2 Utah	#10	W	196.950	196.625
	#7 UCLA	#10	W	196.950	196.625
	#5 Florida	#10	--	--	196.375
	#4 LSU	#10	--	--	196.300
	#9 Stanford	#10	--	--	196.225
	#12 Penn St.	#10	--	--	196.100
	#8 Oklahoma	#10	--	--	195.825
	#6 Oregon St.	#10	W	196.950	195.350
	#11 Illinois	#10	W	196.950	195.050
4/17	NCAA Super Six Finals	5 <sup>th</sup> of 6			
	#1 Georgia	#10	L	196.475	197.825
	#3 Alabama	#10	L	196.475	197.575
	#2 Utah	#10	L	196.475	197.425
	#5 Florida	#10	L	196.475	196.725
	#4 LSU	#10	W	196.475	196.375

\*Southeastern Conference Meet

Advanced To Super Six Finals Competition

## Year-by-Year Results

2010

13-14-1 (2-3-1 SEC)  
H: 4-1-1 | A: 3-3 | N: 6-10

DATE	OPPONENT	RANK	W/L	ARK.	OPP.
1/9	#20 Arizona	#8	W	195.500	192.650
1/15	at #8 Florida*	#7	L	195.925	196.575
1/22	at #3 Alabama*#7	L		195.500	197.450
1/29	#12 Kentucky*	#10	W	196.750	195.325
2/5	#16 Auburn*	#7	W	197.025	196.425
2/12	at #9 Georgia*#3	L		195.875	196.725
2/19	#11 LSU*	#6	T	196.200	196.200
2/26	Washington Tri Meet			1 <sup>st</sup> of 3	
	Washington	#8	W	196.075	194.100
	Seattle Pacific	#8	W	196.075	188.275
3/6	at #22 Minnesota	#8	W	196.925	194.850
3/12	Pittsburgh	#7	W	196.875	192.525
3/19	#2 Oklahoma	#6	L	196.100	197.475
3/26	SEC Championships			6 <sup>th</sup> of 7	
	#4 Florida	#8	L	195.275	197.050
	#1 Alabama	#8	L	195.275	196.875
	#5 Georgia	#8	L	195.275	196.825
	#10 LSU	#8	L	195.275	195.750
	#15 Auburn	#8	L	195.275	195.575
	#18 Kentucky	#8	W	195.275	194.800
4/10	NCAA Los Angeles Regional			2 <sup>nd</sup> of 6	
	#3 UCLA	#9	L	196.675	197.825
	#21 Arizona	#9	W	196.675	195.100
	#17 Iowa State	#9	W	196.675	194.325
	Arizona State	#9	W	196.675	193.900
	BYU	#9	W	196.675	193.400
4/22	NCAA Championships Semifinal II			5 <sup>th</sup> of 6   11 <sup>th</sup> Overall	
	#1 UCLA	#7	--	--	196.875
	#3 Alabama	#7	L	195.600	196.850
	#2 Florida	#7	L	195.600	196.775
	#5 Utah	#7	--	--	196.625
	#4 Oklahoma	#7	--	--	196.550
	#6 Stanford	#7	L	195.600	196.300
	#12 Nebraska	#7	--	--	196.175
	#8 Oregon St.	#7	--	--	196.050
	#9 LSU	#7	--	--	196.025
	#1 Michigan	#7	L	195.600	195.700
	#10 Missouri	#7	W	195.600	194.600

\* Southeastern Conference Meet

Advanced To Super Six Finals Competition

2011

16-10-1 (5-1 SEC)  
H: 3-2 | A: 4-2 | N: 9-6-1

DATE	OPPONENT	RANK	W/L	ARK.	OPP.
1/7	at #4 Oklahoma	#11	L	195.075	195.475
1/14	#9 Alabama*	#10	L	194.750	194.900
1/21	at Kentucky*	#13	W	194.975	193.525
1/28	at #22 Auburn*#12	W		195.325	195.150
2/4	#4 Georgia*	#11	W	195.775	195.400
2/11	at #19 LSU*	#11	W	195.325	194.875
2/18	BYU	#12	L	195.025	195.100
2/25	#1 Florida*	#15	W	196.700	196.100
2/27	at Ill.-Chicago	#15	W	196.500	193.775
3/4	West Virginia	#12	W	196.525	194.900
3/12	at #18 Denver	#12	L	195.700	195.725
3/19	SEC Championships			4 <sup>th</sup> of 7	
	#2 Alabama	#12	L	195.800	197.225
	#1 Florida	#12	L	195.800	196.975
	#8 Georgia	#12	L	195.800	196.625
	#19 LSU	#12	W	195.800	195.475
	#22 Auburn	#12	W	195.800	195.325
	Kentucky	#12	W	195.800	193.950
4/2	NCAA Denver Regional			1 <sup>st</sup> of 6	
	#1 Florida	#12	W	196.550	196.425
	#13 Boise St.	#12	W	196.550	196.400
	#19 Denver	#12	W	196.550	195.625
	#20 Arizona	#12	W	196.550	195.400
	BYU	#12	W	196.550	194.650
4/15	NCAA Championships Semifinal I			4 <sup>th</sup> of 6   T-9 <sup>th</sup> Overall	
	Alabama	#10	--	--	197.050
	Nebraska	#10	--	--	196.850
	Oklahoma	#10	L	195.450	196.775
	Michigan	#10	L	195.450	196.700
	UCLA	#10	L	195.450	196.500
	Utah	#10	--	--	196.200
	Florida	#10	--	--	196.125
	Oregon State	#10	--	--	196.100
	Georgia	#10	T	195.450	195.450
	Illinois	#10	W	195.450	195.100
	Kent State	#10	--	--	195.000

\* Southeastern Conference Meet

Advanced To Super Six Finals Competition

2012

18-20 (3-3 SEC)  
H: 8-3 | A: 2-5 | N: 8-12

DATE	OPPONENT	RANK	W/L	ARK.	OPP.
1/6	Cancun Classic			1 <sup>st</sup> of 5	
	#19 Arizona	#11	W	196.450	195.150
	#17 Auburn	#11	W	196.450	194.775
	#25 Iowa	#11	W	196.450	193.875
	#12 LSU	#11	W	196.450	192.500
1/13	#13 Kentucky*	#11	W	196.650	191.975
1/20	#25 LSU*	#3	W	197.225	196.325
1/27	Florida Quad			2 <sup>nd</sup> of 4	
	#8 Florida*	#1	L	196.700	197.775
	#24 Maryland	#1	W	196.700	193.075
	Bridgeport	#1	W	196.700	192.975
2/3	#13 Auburn*	#2	W	196.800	195.800
2/5	#5 Oklahoma	#2	L	196.175	197.425
2/10	at #6 Georgia*#3	L		195.875	196.825
2/17	at #6 Alabama*#5	L		196.125	197.650
2/24	#9 Nebraska	#7	L	196.300	197.000
3/2	#18 Minnesota	#8	W	196.325	195.475
3/10	at West Virginia	#8	L	195.125	195.675
3/16	at #16 Missouri	#9	L	195.450	196.100
3/24	SEC Championships			6 <sup>th</sup> of 7	
	#1 Florida	#10	L	194.175	197.150
	#3 Alabama	#10	L	194.175	196.775
	#5 Georgia	#10	L	194.175	196.575
	#8 LSU	#10	L	194.175	196.425
	#24 Kentucky	#10	L	194.175	194.350
	#15 Auburn	#10	W	194.175	194.100
4/7	NCAA Fayetteville Regional			2 <sup>nd</sup> of 6	
	#3 UCLA	#10	L	196.825	197.225
	#15 Boise St.	#10	W	196.825	196.050
	#19 Missouri	#10	W	196.822	195.450
	Maryland	#10	W	196.825	194.400
	New Hampshire	#10	W	196.825	193.900
4/20	NCAA Championships Semifinal I			3 <sup>rd</sup> of 6	
	#4 Alabama	#8	L	197.150	197.675
	#1 Florida	#8	L	197.150	197.650
	#2 UCLA	#8	--	197.150	197.400
	#10 Stanford	#8	--	197.150	197.125
	#7 Utah	#8	--	197.150	197.200
	#3 Oklahoma	#8	--	197.150	196.925
	#6 Nebraska	#8	--	197.150	196.625
	#11 LSU	#8	--	197.150	196.550
	#12 Ohio St.	#8	W	197.150	196.525
	#5 Georgia	#8	W	197.150	196.500
	#9 Oregon St.	#8	W	197.150	196.475
4/21	NCAA Super Six Finals			6 <sup>th</sup> of 6	
	#4 Alabama	#8	L	196.300	197.850
	#1 Florida	#8	L	196.300	197.775
	#2 UCLA	#8	L	196.300	197.750
	#10 Stanford	#8	L	196.300	197.500
	#7 Utah	#8	L	196.300	197.375

\*Southeastern Conference Meet

## Year-by-Year Results

2013  
12-18-1 (1-5-1 SEC)  
H: 4-1-1 | A: 2-5 | N: 6-12

DATE	OPPONENT	RANK	W/L	ARK.	OPP.
1/11	#11 Georgia*	#12	L	195.775	196.200
1/18	at #14 Kentucky*#9	L		193.075	195.500
1/25	#11 Denver	#26	W	195.125	195.475
2/1	#1 Florida*	#22	L	196.175	197.575
2/8	at #15 Auburn*	#19	L	195.650	196.325
2/15	at #7 LSU*	#20	L	195.625	196.825
2/22	#4 Alabama*	#19	T	197.100	197.100
3/1	Arkansas Quad			1 <sup>st</sup> of 4	
	#38 Missouri*	#25	W	196.500	194.300
	#63 Lindenwood*	#25	W	196.500	191.125
	#65 Centenary*	#25	W	196.500	190.575
3/9	Minnesota Quad			2 <sup>nd</sup> of 4	
	#14 Minnesota*	#25	L	196.350	196.600
	#12 Nebraska*	#25	W	196.350	196.150
	#64 Centenary*	#25	W	196.350	190.425
3/17	at #8 UCLA	#15	L	196.600	197.425
3/23	SEC Championships			6 <sup>th</sup> of 8	
	#1 Florida	#16	L	196.400	198.000
	#3 Alabama	#16	L	196.400	197.800
	#6 LSU	#16	L	196.400	197.700
	#5 Georgia	#16	L	196.400	197.325
	#12 Auburn	#16	L	196.400	196.550
	#44 Missouri	#16	W	196.400	195.525
	#19 Kentucky	#16	W	196.400	194.600
4/6	NCAA Corvallis Regional			2 <sup>nd</sup> of 6	
	#1 Georgia	L		196.950	197.425
	Arizona State	W		196.950	195.700
	Oregon State	W		196.950	195.375
	Boise State	W		196.950	195.350
	California	W		196.950	195.125
4/19	NCAA Championships Semifinal I			6 <sup>th</sup> of 6   10 <sup>th</sup> Overall	
	#1 Florida	#11	--	196.150	197.775
	#3 Alabama	#11	L	196.150	197.350
	#5 LSU	#11	--	196.150	197.325
	#2 Oklahoma	#11	L	196.150	197.200
	#6 UCLA	#11	L	196.150	197.200
	#4 Georgia	#11	--	196.150	197.150
	#7 Michigan	#11	L	196.150	196.850
	#8 Minnesota	#11	--	196.150	196.375
	#10 Utah	#11	L	196.150	196.200
	#12 Illinois	#11	--	196.150	195.700
	#12 Illinois	#11	--	196.150	195.700
	#9 Stanford	#11	--	196.150	194.700

\*Southeastern Conference Meet

Advanced To Super Six Finals Competition

2014  
9-14 (2-5 SEC)  
H: 3-3 | A: 2-3 | N: 4-8

DATE	OPPONENT	RANK	W/L	ARK.	OPP.
1/10	Arkansas Tri			1 <sup>st</sup> of 3	
	Bridgeport	#11	W	196.200	190.875
	W. Michigan	#11	W	196.200	190.650
1/17	at #26 Missouri*	#10	W	196.050	194.650
1/24	at #7 Alabama*	#10	L	196.100	197.125
1/31	#12 Auburn*	#10	L	196.100	196.550
2/7	#3 LSU*	#10	L	196.275	197.225
2/14	at #1 Florida*	#11	L	196.025	197.525
2/21	#24 Kentucky*	#13	W	197.100	195.975
3/1	at #6 Georgia*	#13	L	195.675	197.650
3/8	at #9 Nebraska*	#14	W	196.700	196.350
3/14	#2 Oklahoma	#16	L	196.650	197.425
3/22	SEC Championships			7 <sup>th</sup> of 8	
	#5 Alabama	#15	L	194.900	197.875
	#2 Florida	#15	L	194.900	197.700
	#3 LSU	#15	L	194.900	197.325
	#9 Georgia	#15	L	194.900	197.150
	#8 Auburn	#15	L	194.900	195.550
	#25 Kentucky	#15	L	194.900	195.075
	#27 Missouri	#15	W	194.900	194.650
4/5	NCAA Fayetteville Regional			3 <sup>rd</sup> of 6	
	#5 Utah	#17	L	196.375	197.300
	#8 UCLA	#17	L	196.375	196.600
	#24 Arizona St.	#17	W	196.375	194.425
	#37 UC Davis	#17	W	196.375	193.900
	#33 Utah State	#17	W	196.375	191.875

\*Southeastern Conference Meet

2015  
9-16 (2-5 SEC)  
H: 4-2 | A: 0-4 | N: 5-10

DATE	OPPONENT	RANK	W/L	ARK.	OPP.
1/9	at #2 Oklahoma	#12	L	194.900	197.625
1/16	#6 Alabama*	#12	W	196.325	196.175
1/23	at #19 Auburn*#12	L		196.250	197.075
1/31	Metroplex Challenge			3 <sup>rd</sup> of 4	
	#1 Oklahoma	#8	L	196.250	197.700
	#2 LSU*	#8	L	196.250	197.425
	#38 Iowa State	#8	W	196.250	193.400
2/6	#2 Florida	#8	L	195.375	197.200
2/13	Arkansas Tri			1 <sup>st</sup> of 3	
	#55 Illinois State	#14	W	196.650	192.025
	#51 SEMO	#14	W	196.650	191.150
2/20	at #24 Kentucky*#14	L		194.825	195.750
2/27	#23 Missouri*	#17	W	195.825	195.275
3/7	at #10 Georgia*	#18	L	196.650	196.775
3/13	#8 UCLA	#16	L	195.900	197.175
3/21	SEC Championships			6 <sup>th</sup> of 8	
	Alabama	L		195.950	197.525
	LSU	L		195.950	197.450
	Florida	L		195.950	197.400
	Auburn	L		195.950	196.925
	Georgia	L		195.950	196.000
	Missouri	W		195.950	195.700
	Kentucky	W		195.950	195.025
4/4	NCAA Morgantown Regional			4 <sup>th</sup> of 6	
	#2 Florida	L		196.500	197.475
	#11 Stanford	L		196.500	197.000
	#14 Illinois	L		196.500	196.675
	#36 West Virginia	W		196.500	195.650
	#25 New Hampshire	W		196.500	194.825

\*Southeastern Conference Meet

2016  
12-12 (4-3 SEC)  
H: 3-2 | A: 3-2 | N: 6-8

DATE	OPPONENT	RANK	W/L	ARK.	OPP.
1/2	Cancun Classic			2 <sup>nd</sup> of 3	
	#7 Michigan	#13	L	195.150	196.975
	Iowa	#13	W	195.150	192.475
1/15	#15 Georgia	#16	L	196.700	196.775
1/17	#3 Oklahoma	#11	L	195.900	197.050
1/22	at #4 Alabama	#9	W	196.700	196.400
1/29	#9 Auburn	#9	W	196.600	195.975
2/5	at #6 LSU	#8	L	196.150	197.425
2/12	at #2 Florida	#8	L	195.975	197.450
2/19	at Maryland	#11	W	196.150	194.450
2/26	#23 Kentucky	#9	W	197.225	196.700
3/4	at #14 Missouri	#9	W	196.200	196.050
3/11	#32 Utah State	#11	W	196.775	194.825
3/19	SEC Championships			6 <sup>th</sup> of 8	
	Florida	L		196.500	197.775
	Alabama	L		196.500	197.750
	LSU	L		196.500	197.500
	Auburn	L		196.500	196.975
	Georgia	L		196.500	196.850
	Kentucky	W		196.500	196.250
	Missouri	W		196.500	195.750
4/2	NCAA Iowa City Regional			3 <sup>rd</sup> of 6	
	#1 Oklahoma	L		195.500	197.575
	#12 Nebraska	L		195.500	196.550
	#20 Iowa	W		195.500	195.450
	#36 CMU	W		195.500	194.675
	#31 Kent St.	W		195.500	194.675

\*Southeastern Conference Meet

2017  
6-16-1 (2-5 SEC)  
H: 3-3 | A: 1-4 | N: 2-9-1

DATE	OPPONENT	RANK	W/L	ARK.	OPP.
1/7	at #4 UCLA	#17	L	195.350	195.700
1/13	#6 Missouri*	#12	L	193.950	193.980
1/20	at #16 Georgia*#23	L		195.025	196.225
1/27	#9 Alabama*	#23	W	195.825	195.325
2/3	at #17 Auburn*#24	W		196.375	196.075
2/10	#2 LSU*	#23	L	196.275	197.700
2/17	#3 Florida*	#23	L	195.200	197.125
2/25	at Michigan St.	#21	L	185.275	195.550
3/3	at #11 Kentucky*	L		195.275	196.525
3/10	Arkansas Tri			1 <sup>st</sup> of 3	
	#47 San Jose State	#29	W	196.150	193.875
	#67 Centenary	#29	W	196.150	188.250
3/18	SEC Championships			8 <sup>th</sup> of 8	
	LSU	L		194.900	198.075
	Florida	L		194.900	197.825
	Alabama	L		194.900	197.400
	Georgia	L		194.900	196.700
	Kentucky	L		194.900	196.625
	Auburn	L		194.900	196.550
	Missouri	L		194.900	195.825
4/1	NCAA Fayetteville Regional			3 <sup>rd</sup> of 6	
	#4 Utah	L		196.600	197.150
	#9 Denver	L		196.600	197.050
	#21 Auburn	T		196.600	196.600
	#16 California	W		196.600	196.300
	#28 CMU	W		196.600	195.675

\*Southeastern Conference Meet

2018  
12-20-1 (2-5 SEC)  
H: 5-2 | A: 0-7 | N: 7-13-1

DATE	OPPONENT	RANK	W/L	ARK.	OPP.
1/5	at #3 LSU*	#19	L	195.350	197.150
1/12	#6 Kentucky*	#11	L	196.525	196.950
1/19	at #24 Missouri*#10	L		196.150	196.325
1/26	#11 Georgia*	#10	W	197.175	196.125
2/2	#10 Alabama*	#8	L	196.350	197.000
2/9	#15 Auburn*	#10	W	196.750	194.875
2/16	Mardi Gras Invitational			4 <sup>th</sup> of 4	
	#4 LSU	#8	L	195.575	198.075
	#20 Missouri	#8	L	195.575	196.025
	#21 GWU	#8	L	195.575	195.650
2/23	at #5 Florida*	#11	L	196.875	197.725
3/2	#36 Arizona	#10	W	197.275	196.125
3/9	OU Quad			T-3 <sup>rd</sup> of 4	
	#1 Oklahoma	#10	L	195.700	198.100
	#15 Denver	#10	L	195.700	196.525
	#12 Arizona St.	#10	T	195.700	195.700
3/16	Arkansas Tri			1 <sup>st</sup> of 3	
	#12 Denver	#11	W	197.300	196.725
	#25 Iowa St.	#11	W	197.300	196.075
3/24	SEC Championships			5 <sup>th</sup> of 8	
	LSU	L		196.425	197.400
	Alabama	L		196.425	196.975
	Florida	L		196.425	196.825
	Kentucky	L		196.425	196.550
	Georgia	W		196.425	196.350
	Missouri	W		196.425	196.100
	Auburn	W		196.425	195.650
4/7	NCAA Columbus Regional			2 <sup>nd</sup> of 6	
	#3 UCLA	L			

## Year-by-Year Results

2019  
9-18 (0-6 SEC)  
H: 3-4 | A: 1-3 | N: 5-11

DATE	OPPONENT	RANK	W/L	ARK.	OPP.
1/5	#2 Oklahoma	#12	L	195.575	198.050
1/12	at #18 Arizona	#10	W	195.800	194.725
1/18	at #16 Kentucky*	#14	L	193.875	195.275
1/26	Metroplex Challenge			4 <sup>th</sup> of 4	
	#1 Oklahoma	#21	L	195.825	197.975
	#7 Denver	#21	L	195.825	196.350
	#15 Missouri	#21	L	195.825	196.200
2/1	at #6 Georgia*	#24	L	196.125	197.475
2/8	#8 Alabama*	#22	L	195.800	196.700
2/15	at #11 Auburn*	#21	L	196.175	197.100
2/22	#5 LSU*	#21	L	196.375	197.125
3/1	#3 Florida*	#20	L	196.350	197.225
3/8	Elevate The Stage			3 <sup>rd</sup> of 4	
	#12 Michigan State	#20	W	197.000	195.025
	#8 Georgia	#20	L	197.000	197.350
	#10 Minnesota	#20	L	197.000	197.025
3/16	Arkansas Quad			1 <sup>st</sup> of 4	
	#54 Lindenwood	#20	W	196.525	195.375
	#50 Texas Woman's	#20	W	196.525	192.175
	#59 SE Missouri	#20	W	196.525	188.250
3/23	SEC Championships			5 <sup>th</sup> of 8	
	LSU	L		196.475	197.900
	Florida	L		196.475	197.750
	Alabama	L		196.475	197.350
	Georgia	L		196.475	197.000
	Auburn	W		196.475	196.375
	Kentucky	W		196.475	196.225
	Missouri	W		196.475	195.900
4/5	NCAA Baton Rouge Regional	#20		3 <sup>rd</sup> of 4	
	#6 Utah	L		196.175	196.800
	#11 Minnesota	L		196.175	196.300
	#17 BYU	W		196.175	195.550

\*Southeastern Conference Meet

2020  
4-8 (2-5 SEC)  
H: 1-3 | A: 2-4 | N: 2-1

DATE	OPPONENT	RANK	W/L	ARK.	OPP.
1/10	at #3 Florida*	#19	L	194.400	197.350
1/17	#3 Denver	#32	L	196.825	197.250
1/20	at #1 Oklahoma	#19	L	196.550	198.175
1/24	#12 Kentucky*	#19	L	196.650	196.750
1/31	at #20 Missouri*	#14	W	196.025	195.075
2/7	#10 Georgia*	#15	W	196.950	196.750
2/14	at #6 Alabama*	#14	L	196.100	196.625
2/21	#20 Auburn*	#14	L	196.025	196.500
2/28	at #5 LSU*	#14	L	195.725	197.125
3/6	at TWU Quad			2 <sup>nd</sup> of 4	
	#6 LSU	#17	L	196.300	197.000
	#50 TWU	#17	W	196.300	192.250
	#67 Centenary	#17	W	196.300	191.625
3/13	#30 Penn State	#18		Canceled due to COVID	

\*Southeastern Conference Meet

SEC Championships and NCAA Championships canceled amid concerns over the COVID-19 virus.

2021  
6-14 (3-5 SEC)  
H: 1-3 | A: 2-2 | N: 3-9

DATE	OPPONENT	RANK	W/L	ARK.	OPP.
1/8	at #3 LSU*	#15	L	196.350	196.550
1/15	#5 LSU*	#6	L	196.625	197.275
1/22	#1 Florida*	#8	L	197.250	197.425
1/29	at #10 Georgia*	#6	W	196.875	195.950
2/12	at #15 Kentucky*	#5	L	196.675	197.000
2/19	#25 Missouri*	#6	W	197.350	196.850
2/26	#7 Alabama*	#5	L	197.000	197.325
3/5	at #12 Auburn*	#8	W	197.425	197.125
3/20	SEC Championships			7 <sup>th</sup> of 7	
	Alabama	L		195.600	197.875
	LSU	L		195.600	197.775
	Florida	L		195.600	196.975
	Kentucky	L		195.600	196.825
	Auburn	L		195.600	196.275
	Missouri	L		195.600	196.125
4/2	NCAA Tuscaloosa Regional	#10		2 <sup>nd</sup> of 4	
	#7 Alabama	L		197.250	197.525
	#19 Iowa	W		197.250	197.050
	#20 Iowa State	W		197.250	196.525
4/3	Tuscaloosa Regional Final	#10		3 <sup>rd</sup> of 4	
	#1 Oklahoma	L		196.700	198.175
	#7 Alabama	L		196.700	197.575
	#23 Missouri	W		196.700	196.550

\*Southeastern Conference Meet

2022  
10-18 (0-7 SEC)  
H: 2-3 | A: 1-3 | N: 7-12

DATE	OPPONENT	RANK	W/L	ARK.	OPP.
1/7	#22 Ohio State	#11	W	195.450	195.025
1/14	#8 Auburn~*	#15	L	197.200	197.250
1/28	at #4 Florida*	#13	L	196.475	198.250
2/6	#58 SEMO	#13	W	197.050	194.150
2/11	#10 Kentucky*	#14	L	195.675	196.700
2/20	at Missouri Tri			3 <sup>rd</sup> of 3	
	#11 Missouri*	#16	L	196.800	197.350
	#5 LSU*	#16	L	196.800	197.200
2/25	#26 Georgia*	N/A	L	196.100	196.975
3/4	#7 Alabama*	N/A	L	196.000	198.075
3/6	at Elevate The Stage			3 <sup>rd</sup> of 4	
	#7 Alabama	N/A	L	196.800	198.000
	#6 Auburn	N/A	L	196.800	197.750
	#28 Georgia	N/A	W	196.800	196.200
3/13	Denver Quad			1 <sup>st</sup> of 4	
	#14 Denver	#18	W	196.975	196.800
	#38 Nebraska	#18	W	196.975	195.750
	#12 Oregon State	#18	W	196.975	196.875
3/19	SEC Championships			6 <sup>th</sup> of 8	
	Florida	L		196.450	198.200
	Alabama	L		196.450	197.825
	Auburn	L		196.450	197.225
	Missouri	L		196.450	196.875
	LSU	L		196.450	196.725
	Kentucky	W		196.450	196.350
	Georgia	W		196.450	195.800
3/31	NCAA Norman Regional	#18		2 <sup>nd</sup> of 4	
	#1 Oklahoma	L		196.975	198.175
	#32 Arizona	W		196.975	196.800
	#16 Arizona State	W		196.975	196.600
4/2	Norman Regional Final	#18		4 <sup>th</sup> of 4	
	#1 Oklahoma	L		196.675	198.250
	#8 Minnesota	L		196.675	197.725
	#9 California	L		196.675	197.300

\*Southeastern Conference Meet

~Meet held at Bud Walton Arena

2023  
6-16 (2-5 SEC)  
H: 1-4 | A: 1-2 | N: 3-10

DATE	OPPONENT	RANK	W/L	ARK.	OPP.
1/7	#27 Nebraska	#16	W	196.225	195.000
1/13	#8 Alabama*	#16	L	195.525	196.525
1/20	at #7 Auburn*	#25	L	196.675	197.500
1/27	#8 LSU*	#23	W	197.475	197.250
2/3	#2 Florida~*	#18	L	197.400	197.875
2/11	at Metroplex Challenge			3 <sup>rd</sup> of 4	
	#1 Oklahoma	#16	L	197.125	198.125
	#11 Alabama	#16	L	197.125	198.000
	#24 Stanford	#16	W	197.125	196.725
2/17	at #11 Kentucky*	#14	L	195.400	197.875
2/24	#15 Missouri*	#17	L	196.650	197.850
3/5	at #18 Georgia*	#17	W	197.150	196.875
3/10	#19 Minnesota~*	#16	L	196.900	197.075
3/18	SEC Championships			7 <sup>th</sup> of 8	
	Florida	L		196.825	198.425
	Alabama	L		196.825	197.925
	LSU	L		196.825	197.800
	Kentucky	L		196.825	197.675
	Auburn	L		196.825	197.100
	Missouri	L		196.825	197.000
	Georgia	W		196.825	196.600
3/30	NCAA Norman Regional	#17		3 <sup>rd</sup> of 4	
	#1 Oklahoma	L		197.275	197.925
	#16 Ohio State	L		197.275	197.350
	#30 NC State	W		197.275	195.375

\*Southeastern Conference Meet

~Meet held at Bud Walton Arena

2024  
15-15-1 (4-2-1 SEC)  
H: 4-1 | A: 2-2-1 | N: 9-12

DATE	OPPONENT	RANK	W/L	ARK.	OPP.
1/12	#15 Georgia*	N/A	W	197.150	196.350
1/19	at #3 Alabama*	#4	T	197.525	197.525
1/26	#13 Auburn*	#4	W	197.225	196.675
2/2	at #5 LSU*	#7	L	196.200	198.475
2/9	at #6 Florida*	#13	L	196.050	197.850
2/17	at Metroplex Challenge			3 <sup>rd</sup> of 4	
	#1 Oklahoma	#16	L	196.800	198.300
	#2 California	#16	L	196.800	197.400
	#29 Washington	#16	W	196.800	196.450
2/19	at TWU Quad			2 <sup>nd</sup> of 4	
	#9 Alabama	#16	L	197.375	197.625
	#17 Arizona	#16	W	197.375	196.950
	#56 TWU	#16	W	197.375	195.725
2/23	#6 Kentucky*	#16	W	197.400	197.150
3/3	at #13 Missouri*	#12	W	197.650	197.525
3/10	#1 Oklahoma~	#12	L	197.275	198.350
3/15	#29 Nebraska~	#12	W	198.100	197.375
3/23	SEC Championships			6 <sup>th</sup> of 8	
	LSU	L		197.050	198.075
	Alabama	L		197.050	197.750
	Kentucky	L		197.050	197.600
	Florida	L		197.050	197.300
	Missouri	L		197.050	197.250
	Auburn	W		197.050	196.775
	Georgia	W		197.050	196.075
4/4	NCAA Fayetteville Regional	#10		1 <sup>st</sup> of 4	
	#7 Kentucky	W		197.325	197.100
	#27 Nebraska	W		197.325	196.600
	#24 Arizona	W		197.325	195.600
4/6	NCAA Fayetteville Regional Final	#10		2 <sup>nd</sup> of 4	
	#2 LSU	L		197.825	198.250
	#7 Kentucky	W		197.825	197.475
	#15 Minnesota	W		197.825	197.400
4/18	NCAA Championship Semifinal I			4 <sup>th</sup> of 4   7 <sup>th</sup> Overall	
	#2 LSU	L		196.475	198.1125
	#5 Utah	--		--	197.9375
	#4 Florida	--		--	197.875
	#3 California	L		196.475	197.7125
	#19 Stanford	L		196.475	197.075
	#1 Oklahoma	--		--	196.6625
	#8 Alabama	--		--	195.4125

\*Southeastern Conference Meet

~Meet held at Bud Walton Arena

## Year-by-Year Results

2025  
9-13 (2-6 SEC)  
H: 4-1 | A: 2-2-1 | N: 9-12

DATE	OPPONENT	RANK	W/L	ARK.	OPP.
1/11	at SFM Collegiate Quad 4 <sup>th</sup> of 4				
	#7 Kentucky	N/A	L	195.875	196.500
	#10 UCLA	N/A	L	195.875	197.550
	#16 Ohio State	N/A	L	195.875	196.425
1/17	#12 Auburn*	#17	L	196.250	196.700
1/20	Arkansas Tri 1 <sup>st</sup> of 3				
	#9 Denver	#17	W	197.000	196.325
	#32 TWU	#17	W	197.000	192.325
1/24	#2 LSU*	#17	W	196.875	196.600
1/31	at #1 Oklahoma*	#13	L	195.975	197.825
2/7	#2 Florida*	#15	W	197.175	196.625
2/14	at #11 Georgia*	#15	L	197.050	197.125
2/21	at Metroplex Challenge 1 <sup>st</sup> of 4				
	#10 Oregon State	#14	W	196.400	196.025
	#19 Arizona	#14	W	196.400	196.125
	#55 SEMO	#14	W	196.400	192.350
2/28	#17 Alabama*	#16	L	197.425	197.650
3/7	at #9 Kentucky*	#16	L	197.725	197.925
3/14	#7 Missouri	#16	L	197.225	197.800
4/3	NCAA University Park Regional #16				2 <sup>nd</sup> of 4
	#1 LSU		L	197.550	198.100
	#17 Michigan		W	197.550	197.050
	#31 Maryland		W	197.550	196.825
4/6	NCAA University Park Regional Final #10				4 <sup>th</sup> of 4
	#1 LSU		L	197.375	198.050
	#8 Michigan State		L	197.375	198.000
	#9 Kentucky		L	197.375	197.625

\*Southeastern Conference Meet

All home meets held at Bud Walton Arena

2026  
12-17-1 (2-5-1 SEC)  
H: 3-1-1 | A: 0-5 | N: 9-11

DATE	OPPONENT	RANK	W/L	ARK.	OPP.
1/10	at #8 Minnesota	N/A	L	196.700	196.775
1/18	#6 Auburn*	#9	W	197.250	196.075
1/23	#53 SEMO	#9	W	197.475	192.675
1/30	at #3 Florida*	#7	L	195.975	198.050
2/6	#6 Georgia*	#11	W	197.450	197.050
2/8	at Metroplex Challenge 2 <sup>nd</sup> of 4				
	#1 Oklahoma	#8	L	197.700	198.175
	#31 Arizona	#8	W	197.700	195.825
	#55 TWU	#8	W	197.700	195.025
2/13	at #3 Alabama*	#8	L	196.900	197.950
2/20	#24 Kentucky	#7	T	197.125	197.125
3/1	at #7 Missouri*	#8	L	197.225	197.425
3/6	#1 Oklahoma*	#8	L	197.500	197.925
3/13	at #2 LSU	#8	L	197.100	198.075
3/21	SEC Championships 7 <sup>th</sup> of 9				
	Florida		L	196.975	198.175
	Oklahoma		L	196.975	198.150
	LSU		L	196.975	197.950
	Alabama		L	196.975	197.475
	Georgia		L	196.975	197.450
	Missouri		L	196.975	197.075
	Kentucky		W	196.975	196.925
	Auburn		W	196.975	195.300
4/3	NCAA Lexington Regional #9				1 <sup>st</sup> of 4
	#8 Missouri		W	197.175	196.875
	#27 Maryland		W	197.175	195.775
	#21 NC State		W	197.175	195.700
4/5	NCAA Lexington Regional Final #9				2 <sup>nd</sup> of 4
	#1 Oklahoma		L	197.450	198.350
	#8 Missouri		W	197.450	197.225
	#18 Ohio State		W	197.450	196.700
4/16	NCAA Championship Semifinal II   4 <sup>th</sup> of 4   7 <sup>th</sup> Overall				
	#1 Oklahoma		L	196.9625	198.3000
	#3 Florida		--	--	197.7875
	#13 Minnesota		L	196.9625	197.4625
	#2 LSU		--	--	197.4375
	#4 UCLA		L	196.9625	197.2750
	#6 Georgia		--	--	197.2625
	#7 Stanford		--	--	196.9375

\*Southeastern Conference Meet

All home meets held at Bud Walton Arena

## All-Time Series Results

## ALABAMA (5-53-2)

DATE	W/L	SCORE	LOCATION
1/24/03	L	194.575-197.200	Fayetteville, Ark.
3/29/03	L	194.850-197.575	Birmingham, Ala. (SEC)
2/27/04	L	196.450-197.325	Tuscaloosa, Ala.
3/20/04	L	194.825-197.950	Duluth, Ga. (SEC)
2/25/05	L	193.750-194.800	Fayetteville, Ark.
3/26/05	L	195.325-196.700	Duluth, Ga. (SEC)
2/17/06	L	194.175-195.825	Tuscaloosa, Ala.
3/25/06	L	194.650-196.975	Birmingham, Ala. (SEC)
2/16/07	L	194.175-197.000	Fayetteville, Ark.
3/31/07	L	194.550-197.000	Little Rock (SEC)
2/8/08	L	195.950-196.775	Tuscaloosa, Ala.
3/9/08	W	196.425-195.925	Los Angeles
3/29/08	L	194.650-197.325	Duluth, Ga. (SEC)
4/24/08	L	195.825-196.650	Athens, Ga. (NCAA S. II)
1/30/09	W	196.625-196.525	Fayetteville, Ark.
3/21/09	L	195.650-197.300	Nashville, Tenn. (SEC)
4/16/09	L	196.950-197.025	Lincoln, Neb. (NCAA S. II)
4/17/09	L	196.475-197.575	Lincoln, Neb. (Super Six)
1/22/10	L	195.500-197.450	Tuscaloosa, Ala.
3/26/10	L	195.275-196.875	Jacksonville, Fla. (SEC)
4/22/10	L	195.600-196.850	Gainesville, Fla. (NCAA S. II)
1/14/11	L	194.750-194.900	Fayetteville, Ark.
3/19/11	L	195.800-197.225	Birmingham, Ala. (SEC)
2/17/12	L	196.125-197.650	Tuscaloosa, Ala.
3/24/12	L	194.175-196.775	Duluth, Ga. (SEC)
4/20/12	L	197.150-197.675	Duluth, Ga. (NCAA S. II)
4/21/12	L	196.300-197.850	Duluth, Ga. (Super Six)
2/22/13	T	197.100-197.100	Fayetteville, Ark.
3/23/13	L	196.400-197.800	Little Rock (SEC)
4/19/13	L	196.150-197.350	Los Angeles (NCAA S. II)
1/24/14	L	196.100-197.125	Tuscaloosa, Ala.
3/22/14	L	194.900-197.875	Birmingham, Ala. (SEC)
1/16/15	W	196.375-196.175	Fayetteville, Ark.
3/21/15	L	195.950-197.525	Duluth, Ga. (SEC)
1/22/16	W	196.700-196.400	Tuscaloosa, Ala.
3/19/16	L	196.500-197.750	Little Rock (SEC)
1/27/17	W	195.825-195.325	Fayetteville, Ark.
3/18/17	L	197.400-194.900	Jacksonville, Fla. (SEC)
2/2/18	L	196.350-197.000	Tuscaloosa, Ala.
3/24/18	L	196.425-196.975	St. Louis, Mo. (NCAA S. I)
4/20/18	L	196.425-196.625	St. Louis, Mo. (NCAA S. I)
2/18/19	L	195.800-196.700	Fayetteville, Ark.
3/23/19	L	197.350-196.475	New Orleans, La. (SEC)
2/14/20	L	196.625-196.100	Tuscaloosa, Ala.
2/26/21	L	197.325-197.000	Fayetteville, Ark.
3/20/21	L	197.875-195.600	Huntsville, Ala. (SEC)
4/2/21	L	197.525-197.250	Tuscaloosa Regional Semi
4/3/21	L	197.575-196.700	Tuscaloosa Regional Final
3/4/22	L	198.075-196.000	Tuscaloosa, Ala.
3/6/22	L	198.000-196.800	Huntsville, Ala.
3/19/22	L	197.825-196.450	Birmingham, Ala. (SEC)
1/13/23	L	195.525-196.525	Fayetteville, Ark.
2/11/23	L	197.125-198.000	Fort Worth, Texas
3/18/23	L	196.825-197.800	Duluth, Ga. (SEC)
1/19/24	T	197.525-197.525	Tuscaloosa, Ala.
2/19/24	L	197.625-193.375	TWU Quad
3/23/24	L	197.750-197.050	New Orleans, La. (SEC)
2/28/25	L	197.650-197.425	Fayetteville, Ark.
2/13/26	L	197.950-196.900	Tuscaloosa, Ala.
3/21/26	L	197.475-196.975	Tulsa, Okla. (SEC)

## ARIZONA (14-2)

DATE	W/L	SCORE	LOCATION
3/12/04	L	194.850-196.525	Tucson, Ariz.
4/3/04	L	195.550-196.375	Tucson Regional
4/12/08	W	196.125-194.275	Minneapolis Regional
4/4/09	W	196.300-194.350	Fayetteville Regional
1/9/10	W	195.500-192.650	Fayetteville, Ark.
4/10/10	W	196.675-195.100	Los Angeles Regional
4/2/11	W	196.550-195.400	Denver Regional
1/6/12	W	196.450-195.150	Cancun, Mexico
3/2/18	W	197.275-196.125	Fayetteville, Ark.
1/12/19	W	195.800-194.725	Tucson, Ariz.
3/31/22	W	196.975-196.800	Norman Regional
2/19/24	W	197.375-196.950	TWU Quad
4/4/24	W	197.325-195.600	Fayetteville Regional
2/21/25	W	196.400-196.125	Fort Worth, Texas
2/8/26	W	197.700-195.825	Fort Worth, Texas

## ARIZONA STATE (7-1-1)

DATE	W/L	SCORE	LOCATION
4/20/06	L	194.375-195.575	Corvallis, Ore. (NCAA S. II)
3/16/07	W	196.175-195.125	Tempe, Ariz.
4/4/09	W	196.300-193.900	Fayetteville Regional
4/10/10	W	196.675-193.900	Los Angeles Regional
4/6/13	W	196.950-195.700	Corvallis Regional
4/5/14	W	196.375-194.425	Fayetteville Regional
3/9/18	T	195.700-195.700	Norman, Okla.
4/5/19	W	196.175-195.425	Baton Rouge Regional
3/31/22	W	196.975-196.600	Norman Regional Semi

## AUBURN (23-26-1)

DATE	W/L	SCORE	LOCATION
2/14/03	L	194.975-196.300	Auburn, Ala.
3/29/03	L	194.850-195.650	Birmingham, Ala. (SEC)
1/23/04	W	196.425-196.225	Fayetteville, Ark.
3/20/04	L	194.825-195.925	Duluth, Ga. (SEC)
1/21/05	W	194.275-194.225	Auburn, Ala.
3/26/05	W	195.325-195.125	Duluth, Ga. (SEC)
3/3/06	W	195.375-194.950	Fayetteville, Ark.
3/25/06	L	194.650-194.975	Birmingham, Ala. (SEC)
3/2/07	W	196.325-195.400	Auburn, Ala.
3/31/07	W	194.550-194.475	Little Rock (SEC)
2/22/08	W	196.425-195.950	Fayetteville, Ark.
3/29/08	L	194.650-196.100	Duluth, Ga. (SEC)
2/13/09	L	195.400-196.175	Auburn, Ala.
3/21/09	L	195.650-196.350	Nashville, Tenn. (SEC)
2/5/10	W	197.025-196.425	Fayetteville, Ark.
3/26/10	L	195.275-195.575	Jacksonville, Fla. (SEC)
1/28/11	W	195.325-195.150	Auburn, Ala.
3/19/11	W	195.800-195.325	Birmingham, Ala. (SEC)
1/6/12	W	196.450-194.775	Cancun, Mexico
2/3/12	W	196.800-195.800	Fayetteville, Ark.
3/24/12	W	194.175-194.100	Duluth, Ga. (SEC)
2/8/13	L	195.650-196.325	Auburn, Ala.
3/23/13	L	196.400-196.550	Little Rock (SEC)
1/31/14	L	196.100-196.550	Fayetteville, Ark.
3/22/14	L	194.900-195.550	Birmingham, Ala. (SEC)
1/23/15	L	196.250-197.075	Auburn, Ala.
3/21/15	L	195.950-196.925	Duluth, Ga. (SEC)
1/29/16	W	196.600-195.975	Fayetteville, Ark.
3/19/16	L	196.500-196.975	Little Rock (SEC)
2/3/17	W	196.375-196.075	Auburn, Ala.
3/18/17	L	196.550-194.900	Jacksonville, Fla. (SEC)
4/1/17	T	196.600-196.600	Fayetteville Regional
2/9/18	W	196.750-194.875	Fayetteville, Ark.
3/24/18	W	196.425-195.650	St. Louis (SEC)
2/15/19	L	197.100-196.175	Auburn, Ala.
3/23/19	W	196.475-196.375	New Orleans, La. (SEC)
4/5/19	L	197.075-196.175	Baton Rouge Regional
2/21/20	L	196.500-196.025	Fayetteville, Ark.
3/5/21	W	197.425-197.125	Auburn, Ala.
3/20/21	L	196.275-195.600	Huntsville, Ala. (SEC)
1/14/22	L	197.250-197.200	Fayetteville, Ark.
3/6/22	L	197.750-196.800	Huntsville, Ala.
3/19/22	L	197.225-196.450	Birmingham, Ala. (SEC)

1/20/23	L	196.675-197.500	Auburn, Ala.
3/18/23	L	196.825-197.100	Duluth, Ga. (SEC)
1/26/24	W	197.225-196.675	Fayetteville, Ark.
3/23/24	W	197.050-196.775	New Orleans, La. (SEC)
1/17/25	L	196.700-196.250	Auburn, Ala.
1/18/26	W	197.250-196.075	Fayetteville, Ark.
3/21/26	W	196.975-195.300	Tulsa, Okla. (SEC)

## BOISE STATE (4-0)

DATE	W/L	SCORE	LOCATION
4/2/11	W	196.550-196.400	Denver Regional
4/7/12	W	196.825-196.050	Fayetteville Regional
4/6/13	W	196.950-195.350	Corvallis Regional
4/7/18	W	196.775-196.225	Columbus Regional

## BOWLING GREEN (1-0)

DATE	W/L	SCORE	LOCATION
3/13/09	W	196.550-193.275	Dallas, Texas

## BRIDGEPORT (2-0)

DATE	W/L	SCORE	LOCATION
1/27/12	W	196.700-192.975	Gainesville, Fla.
1/10/14	W	196.200-190.875	Fayetteville, Ark.

## BYU (4-1)

DATE	W/L	SCORE	LOCATION
2/2/07	W	193.625-192.600	Salt Lake City, Utah
4/10/10	W	196.675-193.400	Los Angeles Regional
2/18/11	L	195.025-195.100	Fayetteville, Ark.
4/2/11	W	196.550-194.650	Denver Regional
4/5/19	W	196.175-195.550	Baton Rouge Regional

## CALIFORNIA (4-2)

DATE	W/L	SCORE	LOCATION
1/3/06	W	190.625-189.350	Honolulu, Hawaii
1/16/09	W	195.925-189.250	Corvallis, Ore.
4/6/13	W	196.950-195.125	Corvallis Regional
4/1/17	W	196.600-196.300	Fayetteville Regional
2/17/24	L	197.400-196.800	Fort Worth, Texas
4/18/24	L	197.7125-196.475	Fort Worth, TX (NCAA S. I)

## CAL STATE FULLERTON (1-0)

DATE	W/L	SCORE	LOCATION
3/9/08	W	196.425-192.625	Los Angeles

## CENTENARY (6-0)

DATE	W/L	SCORE	LOCATION
2/14/03	W	194.975-192.375	Auburn, Ala.
3/5/04	W	196.625-193.625	Fayetteville, Ark.
3/1/13	W	196.500-190.575	Fayetteville, Ark.
3/9/13	W	196.350-190.425	Minneapolis, Minn.
3/10/17	W	196.150-188.250	Fayetteville, Ark.
3/6/20	W	196.300-191.625	Denton, Texas

## CENTRAL MICHIGAN (2-0)

DATE	W/L	SCORE	LOCATION
4/2/16	W	195.500-194.675	Iowa City Regional
4/1/17	W	196.600-195.675	Fayetteville Regional

## DENVER (5-8)

DATE	W/L	SCORE	LOCATION
1/10/03	L	193.000-196.425	Fayetteville, Ark.
3/5/05	L	193.725-194.425	Denver, Colo.
1/5/07	L	192.800-192.975	Fayetteville, Ark.
3/12/11	L	195.700-195.725	Denver, Colo.
4/2/11	W	196.550-195.625	Denver Regional
1/25/13	W	195.475-195.125	Fayetteville, Ark.
4/1/17	L	197.050-196.600	Fayetteville Regional

## All-Time Series Results

3/9/18	L	195.700-196.525	Norman, Okla
3/16/18	W	197.300-196.725	Fayetteville, Ark.
1/26/19	L	196.350-195.825	Fort Worth, Texas
1/17/20	L	197.250 - 196.825	Fayetteville, Ark.
3/13/22	W	196.975-196.800	Denver, Colo.
1/20/25	W	197.000-196.325	Fayetteville, Ark.

## FLORIDA (4-55)

DATE	W/L	SCORE	LOCATION
1/17/03	L	193.975-196.250	Fayetteville, Ark.
3/29/03	L	194.850-195.950	Birmingham, Ala. (SEC)
2/20/04	L	195.925-197.375	Gainesville, Fla.
3/20/04	L	194.825-197.225	Duluth, Ga. (SEC)
4/3/04	L	195.550-197.050	Tucson Regional
2/18/05	L	195.475-196.450	Fayetteville, Ark.
3/26/05	L	195.325-196.150	Duluth, Ga. (SEC)
2/10/06	L	194.025-196.950	Gainesville, Fla.
3/25/06	L	194.650-196.275	Birmingham, Ala. (SEC)
4/8/06	L	195.400-196.375	Fayetteville Regional
4/20/06	L	194.375-196.225	Corvallis, Ore. (NCAA S. II)
1/5/07	L	192.800-196.550	Fayetteville, Ark.
2/9/07	L	195.775-197.275	Fayetteville, Ark.
3/31/07	L	194.550-197.325	Little Rock (SEC)
4/14/07	L	195.875-197.325	Ann Arbor Regional
2/1/08	L	195.750-196.700	Gainesville, Fla.
3/29/08	L	194.650-197.325	Duluth, Ga. (SEC)
4/24/08	L	195.825-196.900	Athens, Ga. (NCAA, S. II)
1/23/09	W	196.375-195.425	Fayetteville, Ark.
3/21/09	L	195.650-196.750	Nashville, Tenn. (SEC)
4/17/09	L	196.475-196.725	Lincoln, Neb. (Super Six)
1/15/10	L	195.925-196.575	Gainesville, Fla.
3/26/10	L	195.275-197.050	Jacksonville, Fla. (SEC)
4/22/10	L	196.600-195.775	Gainesville, Fla. (NCAA S. II)
2/25/11	W	196.700-196.100	Fayetteville, Ark.
3/19/11	L	195.800-196.975	Birmingham, Ala. (SEC)
4/2/11	W	196.550-196.425	Denver Regional
1/27/12	L	196.700-197.775	Gainesville, Fla.
3/24/12	L	194.175-197.150	Duluth, Ga. (SEC)
4/20/12	L	197.150-197.650	Duluth, Ga. (NCAA S. II)
4/21/12	L	196.300-197.775	Duluth, Ga. (Super Six)
2/1/13	L	196.175-197.575	Fayetteville, Ark.
3/23/13	L	196.400-198.000	Little Rock (SEC)
2/14/14	L	196.025-197.525	Gainesville, Fla.
3/22/14	L	194.900-197.700	Birmingham, Ala. (SEC)
2/6/15	L	195.375-197.200	Fayetteville, Ark.
3/21/15	L	195.950-197.400	Duluth, Ga. (SEC)
4/4/15	L	196.500-197.475	Morgantown Regional
2/12/16	L	195.975-197.450	Gainesville, Fla.
3/19/16	L	196.500-197.775	Little Rock (SEC)
2/17/17	L	197.125-195.200	Fayetteville, Ark.
3/18/17	L	197.825-194.900	Jacksonville, Fla. (SEC)
2/23/18	L	196.875-197.725	Gainesville, Fla.
3/24/18	L	196.425-196.825	St. Louis (SEC)
4/20/18	L	196.425-197.5875	St. Louis (NCAA S. I)
3/1/19	L	197.225-196.350	Fayetteville, Ark.
3/23/19	L	197.750-196.475	New Orleans, La. (SEC)
1/10/20	L	197.350-194.400	Gainesville, Fla.
1/22/21	L	197.425-197.250	Fayetteville, Ark.
3/20/21	L	196.975-195.600	Huntsville, Ala. (SEC)
1/28/22	L	198.250-196.475	Gainesville, Fla.
3/19/22	L	198.200-196.450	Birmingham, Ala. (SEC)
2/3/23	L	197.400-197.875	Fayetteville, Ark.
3/18/23	L	196.825-198.425	Duluth, Ga. (SEC)
2/2/24	L	197.850-196.050	Gainesville, Fla.
3/23/24	L	197.300-197.050	New Orleans, La. (SEC)
2/7/25	W	197.175-196.625	Fayetteville, Ark.
1/30/26	L	198.050-195.975	Gainesville, Fla.
3/21/26	L	198.175-196.975	Tulsa, Okla. (SEC)

## GEORGE WASHINGTON (1-1)

DATE	W/L	SCORE	LOCATION
2/16/18	L	195.575-195.650	St. Charles, Mo.
4/5/19	W	196.175-194.675	Baton Rouge Regional

## GEORGIA (13-39-1)

DATE	W/L	SCORE	LOCATION
2/21/03	L	194.225-197.225	Fayetteville, Ark.
3/29/03	L	194.850-197.525	Birmingham, Ala. (SEC)
1/30/04	L	195.250-197.300	Athens, Ga.
3/20/04	L	194.825-198.175	Duluth, Ga. (SEC)
1/28/05	L	195.150-195.300	Fayetteville, Ark.
3/26/05	L	195.325-197.250	Duluth, Ga. (SEC)
1/20/06	L	193.600-196.125	Athens, Ga.
3/25/06	L	194.650-197.275	Birmingham, Ala. (SEC)
4/20/06	L	194.375-197.275	Corvallis, Ore. (NCAA S. II)
1/19/07	L	196.075-196.100	Fayetteville, Ark.
3/31/07	L	194.550-197.175	Little Rock (SEC)
3/1/08	L	195.950-197.900	Athens, Ga.
3/29/08	L	194.650-197.350	Duluth, Ga. (SEC)
2/20/09	L	196.725-196.925	Fayetteville, Ark.
3/21/09	L	195.650-196.925	Nashville, Tenn. (SEC)
4/17/09	L	196.475-197.825	Lincoln, Neb. (Super Six)
2/12/10	L	195.875-196.725	Athens, Ga.
3/26/10	L	195.275-196.825	Jacksonville, Fla. (SEC)
2/4/11	W	195.775-195.400	Fayetteville, Ark.
3/19/11	L	195.800-196.625	Birmingham, Ala. (SEC)
4/15/11	T	195.450-195.450	Cleveland, Ohio (NCAA S. II)
2/10/12	L	195.875-196.825	Athens, Ga.
3/24/12	L	194.175-196.575	Duluth, Ga. (SEC)
4/20/12	W	197.150-196.500	Duluth, Ga. (NCAA S. II)
1/11/13	L	195.775-196.200	Fayetteville, Ark.
3/23/13	L	196.400-197.325	Little Rock (SEC)
4/6/13	L	196.950-197.425	Corvallis Regional
3/1/14	L	195.675-197.650	Athens, Ga.
3/22/14	L	194.900-197.150	Birmingham, Ala. (SEC)
3/7/15	L	196.650-196.775	Athens, Ga.
3/21/15	L	195.950-196.000	Duluth, Ga. (SEC)
1/15/16	L	196.700-196.775	Fayetteville, Ark.
3/19/16	L	196.500-196.850	Little Rock (SEC)
1/20/17	L	196.335-195.025	Athens, Ga.
3/18/17	L	196.700-194.900	Jacksonville, Fla. (SEC)
1/26/18	W	197.175-196.125	Fayetteville, Ark.
3/24/18	W	196.425-196.350	St. Louis (SEC)
4/20/18	L	196.425-196.6875	St. Louis (NCAA S. I)
2/1/19	L	197.475-196.125	Athens, Ga.
3/8/19	L	197.350-197.000	Birmingham, Ala.
3/23/19	L	197.000-196.475	New Orleans, La. (SEC)
2/7/20	W	196.950-196.750	Fayetteville, Ark.
1/29/21	W	196.875-195.950	Athens, Ga.
2/25/22	L	196.975-196.100	Fayetteville, Ark.
3/6/22	W	196.800-196.200	Huntsville, Ala.
3/19/22	W	196.450-195.800	Birmingham, Ala. (SEC)
3/5/23	W	197.150-196.875	Duluth, Ga.
3/18/23	W	196.825-196.600	Duluth, Ga. (SEC)
1/12/24	W	197.150-196.350	Fayetteville, Ark.
3/23/24	W	197.050-196.075	New Orleans, La. (SEC)
2/14/25	L	197.125-197.050	Athens, Ga.
2/6/26	W	197.450-197.050	Fayetteville, Ark.
3/21/26	L	197.450-196.976	Tulsa, Okla. (SEC)

## ILLINOIS (4-1)

DATE	W/L	SCORE	LOCATION
4/3/04	W	195.550-195.400	Tucson Regional
4/8/06	W	195.400-193.125	Fayetteville Regional
4/16/09	W	196.950-195.050	Lincoln, Neb. (NCAA S. II)
4/15/11	W	195.450-195.100	Cleveland, Ohio (NCAA S. I)
4/4/15	L	196.500-196.675	Morgantown Regional

## ILLINOIS-CHICAGO (5-0)

DATE	W/L	SCORE	LOCATION
2/7/03	W	194.475-193.425	Lexington, Ky. *FIRST WIN
1/9/04	W	195.575-189.550	Fayetteville, Ark.
4/3/04	W	195.550-193.875	Tucson Regional
4/8/06	W	195.400-191.125	Fayetteville Regional
2/27/11	W	196.500-193.775	Chicago, Ill.

## ILLINOIS STATE (1-0)

DATE	W/L	SCORE	LOCATION
2/13/15	W	196.650-192.025	Fayetteville, Ark.

## IOWA (5-0)

DATE	W/L	SCORE	LOCATION
4/12/08	W	196.125-192.450	Minneapolis Regional
1/6/12	W	196.450-193.875	Cancun, Mexico
1/2/16	W	195.150-192.475	Cancun, Mexico
4/2/16	W	195.500-195.450	Iowa City Regional
4/2/21	W	197.250-197.050	Tuscaloosa Regional Semi

## IOWA ST. (4-1)

DATE	W/L	SCORE	LOCATION
4/20/06	L	194.375-196.250	Corvallis, Ore. (NCAA S. II)
4/10/10	W	196.675-194.325	Los Angeles Regional
1/31/15	W	196.250-193.400	Fort Worth, Texas
3/16/18	W	197.300-196.075	Fayetteville, Ark.
4/2/21	W	197.250-196.525	Tuscaloosa Regional Semi

## KENTUCKY (29-19-1)

DATE	W/L	SCORE	LOCATION
2/7/03	W	194.475-192.825	Lexington, Ky. *FIRST WIN
3/29/03	L	194.850-194.875	Birmingham, Ala. (SEC)
1/16/04	W	196.225-195.200	Fayetteville, Ark.
3/20/04	W	194.825-193.850	Duluth, Ga. (SEC)
1/14/05	W	194.925-193.575	Lexington, Ky.
3/26/05	W	195.325-193.800	Duluth, Ga. (SEC)
2/24/06	W	196.350-196.250	Fayetteville, Ark.
3/25/06	W	194.650-191.150	Birmingham, Ala. (SEC)
2/23/07	W	195.850-193.650	Lexington, Ky.
3/31/07	W	194.550-194.000	Little Rock (SEC)
2/15/08	W	195.675-195.175	Fayetteville, Ark.
3/29/08	W	194.650-194.025	Duluth, Ga. (SEC)
2/6/09	W	195.075-194.500	Lexington, Ky.
3/21/09	W	195.650-195.000	Nashville, Tenn. (SEC)
1/29/10	W	196.750-195.325	Fayetteville, Ark.
3/26/10	W	195.275-194.800	Jacksonville, Fla. (SEC)
1/21/11	W	194.975-193.525	Lexington, Ky.
3/19/11	W	195.800-193.950	Birmingham, Ala. (SEC)
1/13/12	W	196.650-191.975	Fayetteville, Ark.
3/24/12	L	194.175-194.350	Duluth, Ga. (SEC)
1/18/13	L	193.075-195.000	Lexington, Ky.
3/23/13	W	196.400-194.600	Little Rock (SEC)
2/21/14	W	197.100-195.975	Fayetteville, Ark.
3/22/14	L	194.900-195.075	Birmingham, Ala. (SEC)
2/20/15	L	195.750-194.825	Lexington, Ky.
3/21/15	W	195.950-195.025	Duluth, Ga. (SEC)
2/26/16	W	197.225-196.700	Fayetteville, Ark.
3/19/16	W	196.500-196.250	Little Rock (SEC)
3/3/17	L	196.525-195.275	Lexington, Ky.
3/18/17	L	196.625-194.900	Jacksonville, Fla. (SEC)
1/12/18	L	196.525-196.950	Fayetteville, Ark.
3/24/18	L	196.425-196.550	St. Louis (SEC)
1/18/19	L	195.275-193.875	Lexington, Ky.
3/23/19	W	196.475-196.225	New Orleans, La. (SEC)
1/24/20	L	196.750-196.650	Fayetteville, Ark.
2/12/21	L	197.000-196.675	Lexington, Ky.
3/20/21	L	196.825-195.600	Huntsville, Ala. (SEC)
2/11/22	L	196.700-195.675	Fayetteville, Ark.
3/19/22	W	196.450-196.350	Birmingham, Ala. (SEC)
2/17/23	L	195.400-197.875	Lexington, Ky.
3/18/23	L	196.825-197.675	Duluth, Ga. (SEC)
2/23/24	W	197.400-197.150	Fayetteville, Ark.
3/23/24	L	197.600-197.050	New Orleans, La. (SEC)
4/4/24	W	197.325-197.100	Fayetteville Regional Semi
4/6/24	W	197.825-197.475	Fayetteville Regional Final
1/11/25	L	196.500-195.875	Oklahoma City, Okla.
3/7/25	L	197.925-197.725	Lexington, Ky.
2/20/26	T	197.125-197.125	Fayetteville, Ark.
3/21/26	W	196.975-196.925	Tulsa, Okla. (SEC)

## All-Time Series Results

## KENT ST. (2-0)

DATE	W/L SCORE	LOCATION
4/2/16	W 195.500-194.525	Iowa City Regional
4/7/18	W 196.775-194.900	Columbus Regional

## LINDENWOOD (2-0)

DATE	W/L SCORE	LOCATION
3/1/13	W 196.500-191.125	Fayetteville, Ark.
3/16/19	W 196.525-195.375	Fayetteville, Ark.

## LSU (7-52-1)

DATE	W/L SCORE	LOCATION
2/28/03	L 193.475-196.700	Baton Rouge, La.
3/29/03	L 194.850-195.650	Birmingham, Ala. (SEC)
2/6/04	L 196.450-196.775	Fayetteville, Ark.
3/20/04	L 194.825-197.275	Duluth, Ga. (SEC)
2/4/05	L 195.725-196.925	Baton Rouge, La.
3/26/05	L 195.325-196.975	Duluth, Ga. (SEC)
4/9/05	L 193.950-197.125	Durham Regional
1/27/06	L 193.100-194.675	Fayetteville, Ark.
3/25/06	L 194.650-195.900	Birmingham, Ala. (SEC)
1/5/07	L 192.800-194.125	Fayetteville, Ark.
1/26/07	L 195.575-196.500	Baton Rouge, La.
3/31/07	L 194.550-196.250	Little Rock (SEC)
1/18/08	L 195.300-195.900	Fayetteville, Ark.
3/29/08	L 194.650-196.500	Duluth, Ga. (SEC)
4/24/08	L 195.825-196.575	Athens, Ga. (NCAA S. II)
2/27/09	L 195.800-196.150	Baton Rouge, La.
3/21/09	L 195.650-196.550	Nashville, Tenn. (SEC)
4/17/09	W 196.475-196.375	Lincoln, Neb. (Super Six)
2/19/10	T 196.200-196.200	Fayetteville, Ark.
3/26/10	L 195.275-195.750	Jacksonville, Fla. (SEC)
2/11/11	W 195.325-194.875	Baton Rouge, La.
3/19/11	W 195.800-195.475	Birmingham, Ala. (SEC)
1/6/12	W 196.450-192.500	Cancun, Mexico
1/20/12	W 197.225-196.325	Fayetteville, Ark.
3/24/12	L 194.175-196.425	Duluth, Ga. (SEC)
2/15/13	L 195.625-196.825	Baton Rouge, La.
3/23/13	L 196.400-197.700	Little Rock (SEC)
2/7/14	L 196.275-197.225	Fayetteville, Ark.
3/22/14	L 194.900-197.325	Birmingham, Ala. (SEC)
1/31/15	L 196.250-197.425	Fort Worth, Texas
3/21/15	L 195.950-197.450	Duluth, Ga. (SEC)
2/5/16	L 196.150-197.425	Baton Rouge, La.
3/19/16	L 196.500-197.500	Little Rock (SEC)
2/10/17	L 197.700-196.275	Fayetteville, Ark.
3/18/17	L 198.075-194.900	Jacksonville, Fla. (SEC)
1/5/18	L 195.350-197.150	Baton Rouge, La.
2/16/18	L 195.575-198.075	St. Charles, Mo.
3/24/18	L 196.425-197.400	St. Louis (SEC)
4/20/18	L 196.425-197.475	St. Louis (NCAA S. I)
2/22/19	L 197.125-196.350	Fayetteville, Ark.
3/23/19	L 197.900-196.475	New Orleans, La. (SEC)
4/5/19	L 197.200-196.175	Baton Rouge Regional
2/28/20	L 197.125-195.725	Baton Rouge, La.
3/6/20	L 197.000-196.300	Denton, Texas.
1/8/21	L 196.550-196.350	Baton Rouge, La.
1/15/21	L 197.275-196.925	Fayetteville, Ark.
3/20/21	L 197.775-195.600	Huntsville, Ala. (SEC)
2/20/22	L 197.200-196.800	Columbia, Mo.
3/19/22	L 196.725-196.450	Birmingham, Ala. (SEC)
1/27/23	W 197.475-197.250	Fayetteville, Ark.
3/18/23	L 196.825-197.800	Duluth, Ga. (SEC)
2/2/24	L 198.475-196.200	Baton Rouge, La.
3/23/24	L 198.075-197.050	New Orleans, La. (SEC)
4/6/24	L 198.250-197.825	Fayetteville Regional Final
4/18/24	L 198.1125-196.475	Fort Worth, TX (NCAA S. I)
1/24/25	W 196.875-196.600	Fayetteville, Ark.
4/3/25	L 198.100-197.550	Univ. Park Regional Semi
4/5/25	L 198.050-197.375	Univ. Park Regional Final
3/13/26	L 198.075-197.100	Baton Rouge, La.
3/21/26	L 197.950-196.975	Tulsa, Okla. (SEC)

## MARYLAND (5-0)

DATE	W/L SCORE	LOCATION
1/27/12	W 196.700-193.075	Gainesville, Fla.
4/7/12	W 196.825-194.400	Fayetteville Regional
2/19/16	W 196.150-194.450	College Park, Md.
4/3/25	W 197.550-196.825	Univ. Park Regional Semi
4/3/26	W 197.175-195.7745	Lexington Regional Semi

## MICHIGAN (2-6)

DATE	W/L SCORE	LOCATION
4/14/07	L 195.875-196.050	Ann Arbor Regional
1/11/08	L 195.250-196.075	Ann Arbor, Mich.
4/4/09	W 196.300-195.700	Fayetteville Regional
4/22/10	L 195.700-195.600	Gainesville Regional
4/15/11	L 195.450-196.700	Cleveland, Ohio (NCAA S. II)
4/19/13	L 196.150-196.850	Los Angeles (NCAA S. II)
1/2/16	L 195.150-196.975	Cancun, Mexico
4/3/25	W 197.550-197.050	Univ. Park Regional Semi

## MICHIGAN STATE (2-2)

DATE	W/L SCORE	LOCATION
3/21/08	W 196.075-194.725	Fayetteville, Ark.
2/25/17	L 195.550-185.275	East Lansing, Mich.
3/8/19	W 197.000-195.025	Birmingham, Ala.
4/5/25	L 198.000-197.375	Univ. Park Regional Final

## MINNESOTA (7-7)

DATE	W/L SCORE	LOCATION
1/9/04	W 195.575-194.675	Fayetteville, Ark.
1/8/05	W 194.250-193.800	Minneapolis, Minn.
4/12/08	W 196.125-195.275	Minneapolis Regional
3/6/09	W 196.350-195.250	Fayetteville, Ark.
3/6/10	W 196.925-194.850	Minneapolis, Minn.
3/2/12	W 196.325-195.475	Fayetteville, Ark.
3/9/13	L 196.350-196.600	Minneapolis, Minn.
3/8/19	L 197.025-197.000	Birmingham, Ala.
4/5/19	L 196.300-196.175	Baton Rouge Regional
4/2/22	L 197.750-196.675	Norman Regional Final
3/10/23	L 196.900-197.075	Fayetteville, Ark.
4/6/24	W 197.825-197.400	Fayetteville Regional Final
1/10/26	L 196.775-196.700	Minneapolis, Minn.
4/16/26	L 197.4625-196.9625	Fort Worth, TX (NCAA S. II)

## MISSOURI (20-19) \*JOINED SEC IN 2013

DATE	W/L SCORE	LOCATION
2/14/03	W 194.975-194.900	Auburn, Ala.
3/14/03	L 195.375-195.875	Fayetteville, Ark.
2/13/04	L 195.925-196.600	Columbia, Mo.
3/13/05	L 195.575-196.050	Columbia, Mo.
1/14/06	L 192.175-195.100	Columbia, Mo.
3/23/07	W 196.450-195.725	Fayetteville, Ark.
4/22/10	W 195.600-194.600	Gainesville, Fla. (NCAA S. II)
3/16/12	L 195.400-196.100	Columbia, Mo.
4/7/12	W 196.825-195.450	Fayetteville Regional
3/1/13	W 196.500-194.300	Fayetteville, Ark.
3/23/13	W 196.400-195.525	Little Rock (SEC)
1/17/14	W 196.050-194.650	Columbia, Mo.
3/22/14	W 194.900-194.650	Birmingham, Ala. (SEC)
2/27/15	W 195.825-195.275	Fayetteville, Ark.
3/21/15	W 195.950-195.700	Duluth, Ga. (SEC)
3/4/16	W 196.200-196.050	Columbia, Mo.
3/19/16	W 196.500-195.750	Little Rock (SEC)
1/13/17	L 195.980-193.950	Fayetteville, Ark.
3/18/17	L 195.825-194.900	Jacksonville, Fla. (SEC)
1/19/18	L 196.150-196.325	Columbia, Mo.
2/16/18	L 195.575-196.025	St. Charles, Mo.
3/24/18	W 196.425-195.100	St. Louis (SEC)
1/26/19	L 196.200-195.825	Fort Worth, Texas
3/23/19	W 196.475-195.900	New Orleans, La. (SEC)
1/31/20	W 196.025-195.075	Columbia, Mo.
2/19/21	W 197.350-196.850	Fayetteville, Ark.
3/20/21	L 196.125-195.600	Huntsville, Ala. (SEC)

4/3/21	W 196.700-196.550	Tuscaloosa Regional Final
2/20/22	L 197.350-196.800	Columbia, Mo.
3/19/22	L 196.875-196.450	Birmingham, Ala. (SEC)
2/24/23	L 196.650-197.850	Fayetteville, Ark.
3/18/23	L 196.825-197.000	Duluth, Ga. (SEC)
3/3/24	W 197.650-197.525	Columbia, Mo.
3/23/24	L 197.275-197.050	New Orleans, La. (SEC)
3/14/25	L 197.800-197.225	Fayetteville, Ark.
3/1/26	L 197.425-197.225	Columbia, Mo.
3/21/26	L 197.075-196.975	Tulsa, Okla. (SEC)
4/3/26	W 197.175-196.875	Lexington Regional Semi
4/5/26	W 197.450-197.225	Lexington Regional Final

## NEBRASKA (6-5)

DATE	W/L SCORE	LOCATION
3/19/05	L 195.625-196.625	Fayetteville, Ark.
3/19/06	L 195.900-196.475	Lincoln, Neb.
1/5/07	L 192.800-195.200	Fayetteville, Ark.
2/24/12	L 196.300-197.000	Fayetteville, Ark.
3/9/13	W 196.350-196.150	Minneapolis, Minn.
3/8/14	W 196.700-196.350	Lincoln, Neb.
4/2/16	L 195.500-196.550	Iowa City Regional
3/13/22	W 196.975-195.750	Denver, Colo.
1/7/23	W 196.225-195.000	Lincoln, Neb.
3/15/24	W 198.100-197.374	Fayetteville, Ark.
4/4/24	W 197.325-196.600	Fayetteville Regional

## NEW HAMPSHIRE (4-1)

DATE	W/L SCORE	LOCATION
4/9/05	L 193.950-194.700	Durham Regional
3/9/07	W 196.250-192.650	Fayetteville, Ark.
4/14/07	W 195.875-192.925	Ann Arbor Regional
4/7/12	W 196.825-193.900	Fayetteville Regional
4/4/15	W 196.500-194.825	Morgantown Regional

## NORTH CAROLINA (1-0)

DATE	W/L SCORE	LOCATION
2/10/06	W 194.025-193.125	Gainesville, Fla.

## NORTH CAROLINA STATE (2-0)

DATE	W/L SCORE	LOCATION
3/30/23	W 197.275-195.375	Norman Regional
4/3/26	W 197.175-195.700	Lexington Regional Semi

## OHIO STATE (5-2)

DATE	W/L SCORE	LOCATION
1/9/09	W 195.775-194.625	Fayetteville, Ark.
4/20/12	W 197.150-196.525	Duluth Regional
4/7/18	W 196.775-196.500	Columbus Regional
1/7/22	W 195.400-195.025	Fayetteville, Ark.
3/30/23	L 197.275-197.350	Norman Regional Semi
1/11/25	L 196.425-195.875	Oklahoma City, Okla.
4/5/26	W 197.450-196.700	Lexington Regional Final

## OKLAHOMA (1-30) \*JOINED SEC IN 2025

DATE	W/L SCORE	LOCATION
4/9/05	L 193.950-195.550	Durham Regional
3/15/08	L 196.625-196.750	Fayetteville, Ark.
4/24/08	L 195.825-196.075	Athens, Ga. (NCAA S. II)
1/26/09	W 196.900-195.625	Norman, Okla.
3/19/10	L 196.100-197.475	Fayetteville, Ark.
1/7/11	L 195.075-195.475	Norman, Okla.
4/15/11	L 195.450-196.775	Cleveland, Ohio (NCAA S. II)
2/5/12	L 196.175-197.425	Fayetteville, Ark.
4/19/13	L 196.150-197.200	Los Angeles (NCAA S. II)
3/14/14	L 196.650-197.425	Fayetteville, Ark.
1/9/15	L 194.900-197.625	Norman, Okla.
1/31/15	L 196.250-197.700	Fort Worth, Texas
1/17/16	L 195.900-197.050	Fayetteville, Ark.
4/2/16	L 195.500-197.575	Iowa City Regional
3/9/18	L 195.575-198.100	Norman, Okla.

## All-Time Series Results

1/5/19	L	198.050-195.575	Fayetteville, Ark.
1/26/19	L	197.975-195.825	Fort Worth, Texas
1/20/20	L	198.175-196.550	Norman, Okla.
4/3/21	L	198.175-196.700	Tuscaloosa Regional Final
3/31/22	L	198.175-196.975	Norman Regional Semi
4/2/22	L	198.250-196.675	Norman Regional Final
2/11/23	L	197.125-198.125	Fort Worth, Texas
3/30/23	L	197.275-197.925	Norman Regional Semi
2/17/24	L	198.300-196.800	Fort Worth, Texas
3/10/24	L	198.350-197.275	Fayetteville, Ark.
1/31/25	L	197.825-195.975	Norman, Okla.
2/8/26	L	198.175-197.700	Fort Worth, Texas
3/6/26	L	197.925-197.500	Fayetteville, Ark.
3/21/26	L	198.150-196.975	Tulsa, Okla. (SEC)
4/5/26	L	198.350-197.450	Lexington Regional Final
4/16/26	L	198.300-196.9625	Fort Worth, TX (NCAA S. II)

## OREGON ST. (7-4)

DATE	W/L	SCORE	LOCATION
2/11/05	L	195.550-195.975	Seattle, Wash.
3/19/05	W	195.625-195.550	Fayetteville, Ark.
1/3/06	L	190.625-191.925	Honolulu, Hawaii
4/20/06	L	194.375-195.150	Corvallis, Ore. (NCAA S. II)
4/24/08	W	195.825-195.475	Athens, Ga. (NCAA S. II)
1/16/09	L	195.925-195.950	Corvallis, Ore.
4/16/09	W	196.950-195.350	Lincoln, Neb. (NCAA S. II)
4/20/12	W	197.150-196.475	Duluth, Ga. (NCAA S. II)
4/6/13	W	196.950-195.375	Corvallis Regional
3/13/22	W	196.975-196.875	Denver, Colo.
2/21/25	W	196.400-196.025	Fort Worth, Texas

## PENN (1-0)

DATE	W/L	SCORE	LOCATION
3/13/09	W	196.550-190.600	Dallas, Texas

## PENN ST. (2-2)

DATE	W/L	SCORE	LOCATION
2/3/06	L	194.575-194.650	Fayetteville, Ark.
1/5/07	L	192.800-194.575	Fayetteville, Ark.
1/13/07	W	194.850-193.600	State College, Pa.
1/25/08	W	195.250-194.625	Fayetteville, Ark.

## PITTSBURGH (5-0)

DATE	W/L	SCORE	LOCATION
4/9/05	W	193.950-193.100	Durham Regional
3/9/07	W	196.250-193.350	Fayetteville, Ark.
4/14/07	W	195.875-192.550	Ann Arbor Regional
3/12/10	W	196.875-192.525	Fayetteville, Ark.
4/7/18	W	196.775-195.125	Columbus Regional

## RUTGERS (2-0)

DATE	W/L	SCORE	LOCATION
4/9/05	W	193.950-191.350	Durham Regional
4/14/07	W	195.875-190.875	Ann Arbor Regional

## SACRAMENTO STATE (1-0)

DATE	W/L	SCORE	LOCATION
1/3/06	W	190.625-188.075	Honolulu, Hawaii

## SAN JOSE STATE (1-0)

DATE	W/L	SCORE	LOCATION
3/10/17	W	196.150-193.875	Fayetteville, Ark.

## SEATTLE-PACIFIC (1-0)

DATE	W/L	SCORE	LOCATION
2/26/10	W	196.075-188.275	Seattle, Wash.

## SOUTHEAST MISSOURI (SEMO) (8-0)

DATE	W/L	SCORE	LOCATION
3/5/04	W	196.625-194.625	Fayetteville, Ark.
4/8/06	W	195.400-189.050	Fayetteville Regional
3/23/07	W	196.450-192.975	Fayetteville, Ark.
2/13/15	W	196.650-191.150	Fayetteville, Ark.
3/16/19	W	196.525-188.250	Fayetteville, Ark.
2/6/22	W	197.050-194.150	Fayetteville, Ark.
2/21/25	W	196.400-192.350	Fort Worth, Texas
1/23/26	W	197.475-192.675	Fayetteville, Ark.

## SOUTHERN UTAH (3-0)

DATE	W/L	SCORE	LOCATION
2/2/07	W	193.625-190.650	Salt Lake City, Utah
4/12/08	W	196.125-193.575	Minneapolis (NCAA Reg.)
4/4/09	W	196.300-192.650	Fayetteville (NCAA Reg.)

## STANFORD (2-4)

DATE	W/L	SCORE	LOCATION
4/4/09	W	196.300-196.200	Fayetteville Regional
4/22/10	L	195.600-196.300	Minneapolis Regional
4/21/12	L	196.300-197.500	Duluth, Ga. (Super Six)
4/4/15	L	196.500-197.000	Morgantown Regional
2/11/23	W	197.125-196.725	Fort Worth, Texas
4/18/24	L	197.075-195.475	Fort Worth, TX (NCAA S. I)

## TEXAS WOMAN'S (TWU) (9-0)

DATE	W/L	SCORE	LOCATION
2/7/03	W	194.475-193.275	Lexington, Ky. *FIRST WIN
3/5/04	W	196.625-192.475	Fayetteville, Ark.
3/23/07	W	196.450-192.000	Fayetteville, Ark.
3/13/09	W	196.550-193.000	Dallas, Texas
3/16/19	W	196.525-192.175	Fayetteville, Ark.
3/6/20	W	196.300-192.250	Denton, Texas
2/19/24	W	197.375-195.725	Denton, Texas
1/20/25	W	197.000-192.325	Fayetteville, Ark.
2/8/26	W	197.700-195.025	Fort Worth, Texas

## UCLA (3-16)

DATE	W/L	SCORE	LOCATION
2/2/03	L	193.475-198.175	Los Angeles, Calif.
3/19/05	L	195.625-196.850	Fayetteville, Ark.
1/3/06	L	190.625-193.775	Honolulu, Hawaii
4/8/06	W	195.400-195.175	Fayetteville Regional
3/9/08	W	196.425-195.800	Los Angeles, Calif.
4/16/09	W	196.950-196.625	Lincoln, Neb. (NCAA S. II)
4/10/10	L	196.675-197.825	Los Angeles Regional
4/15/11	L	195.450-196.500	Cleveland, Ohio (NCAA S. II)
4/7/12	L	196.825-197.225	Fayetteville Regional
4/21/12	L	196.300-197.750	Duluth, Ga. (Super Six)
3/17/13	L	196.600-197.425	Los Angeles, Calif.
4/19/13	L	196.150-197.200	Los Angeles (NCAA S. II)
4/5/14	L	196.375-196.600	Fayetteville Regional
3/13/15	L	195.900-197.175	Fayetteville, Ark.
1/7/17	L	195.700-195.350	Los Angeles, Calif.
4/7/18	L	196.775-197.650	Columbus Regional
4/20/18	L	196.425-197.5625	St. Louis (NCAA S. I)
1/11/25	L	197.550-195.875	Oklahoma City, Okla.
4/16/26	L	197.275-196.9625	Fort Worth, TX (NCAA S. II)

## UC DAVIS (1-0)

DATE	W/L	SCORE	LOCATION
4/5/14	W	196.375-193.900	Fayetteville Regional

## UTAH (1-10)

DATE	W/L	SCORE	LOCATION
4/3/04	L	195.550-197.625	Tucson Regional
2/2/07	L	193.625-196.150	Salt Lake City, Utah
4/12/08	L	196.125-196.950	Minneapolis Regional
4/16/09	W	196.950-196.625	Lincoln, Neb. (NCAA S. II)
4/17/09	L	196.475-197.425	Lincoln, Neb. (Super Six)

4/21/12	L	196.300-197.375	Duluth, Ga. (Super Six)
4/19/13	L	196.150-196.200	Los Angeles (NCAA S. II)
4/5/14	L	196.375-197.300	Fayetteville Regional
4/1/17	L	197.150-196.600	Fayetteville Regional
4/20/18	L	196.425-197.1375	St. Louis (NCAA S. I)
4/5/19	L	196.800-196.175	Baton Rouge Regional

## UTAH ST. (2-0)

DATE	W/L	SCORE	LOCATION
4/5/14	W	196.375-191.875	Fayetteville Regional
3/11/16	W	196.775-194.825	Fayetteville, Ark.

## WASHINGTON (5-0)

DATE	W/L	SCORE	LOCATION
2/11/05	W	195.950-195.275	Seattle, Wash.
1/3/06	W	190.625-190.425	Honolulu, Hawaii
3/12/06	W	196.350-193.025	Fayetteville, Ark.
2/26/10	W	196.075-194.100	Seattle, Wash.
2/17/24	W	196.800-196.450	Fort Worth, Texas

## WEST VIRGINIA (5-3)

DATE	W/L	SCORE	LOCATION
3/7/03	L	195.150-196.800	Morgantown, WV
1/9/04	W	195.575-192.775	Fayetteville, Ark.
2/10/06	L	194.025-194.200	Gainesville, Fla.
3/9/07	W	196.250-194.300	Fayetteville, Ark.
1/11/08	W	195.250-190.300	Ann Arbor
3/4/11	W	196.525-194.925	Fayetteville, Ark.
3/10/12	L	195.125-195.675	Morgantown, WV
4/4/15	W	196.500-195.650	Morgantown Regional

## WESTERN MICHIGAN (1-0)

DATE	W/L	SCORE	LOCATION
1/10/14	W	196.200-190.650	Fayetteville, Ark.

## Against Opponents

OPPONENT	OVERALL	HOME	AWAY	NEUTRAL	REGULAR SEASON	POSTSEASON	LAST MEETING
ALABAMA	5-53-2	3-8-1	1-12-1	1-33	5-21-2	0-32	2026
Arizona	13-2	3-0	1-2	7-1	7-1	6-1	2026
Arizona St.	7-1-1	2-0	1-0	4-1-1	1-0-1	6-1	2022
AUBURN	23-26-1	9-3-1	5-7	9-15	15-10	8-14-1	2026
Boise State	4-0	1-0	0-0	3-0	0-0	4-0	2018
Bowling Green	1-0	0-0	0-0	1-0	1-0	0-0	2009
Bridgeport	2-0	1-0	0-0	1-0	2-0	0-0	2014
BYU	4-1	0-1	0-0	4-0	1-1	3-0	2019
California	4-2	1-0	0-0	3-2	2-1	2-1	2024
CS Fullerton	1-0	0-0	0-0	1-0	1-0	0-0	2008
Centenary	6-0	3-0	0-0	3-0	6-0	0-0	2020
Central Michigan	2-0	2-0	0-0	1-0	0-0	2-0	2017
Denver	5-8	3-4	2-2	0-2	4-7	1-1	2025
FLORIDA	4-55	2-11	1-12	1-32	2-23	2-32	2026
George Washington	1-1	0-0	0-0	1-1	0-1	1-0	2019
GEORGIA	13-39-1	5-7	2-10	4-24-1	8-18	5-21-1	2026
Illinois	4-1	1-0	0-0	3-1	0-0	4-1	2015
Illinois-Chicago	5-0	2-0	1-0	2-0	3-0	2-0	2011
Illinois State	1-0	1-0	0-0	0-0	1-0	0-0	2015
Iowa	5-0	0-0	0-0	5-0	2-0	5-0	2021
Iowa State	4-1	1-0	0-0	3-1	2-0	2-1	2021
KENTUCKY	29-18-1	8-3-1	5-7	16-8	13-11-1	16-7	2026
Kent State	2-0	0-0	0-0	2-0	0-0	2-0	2018
Lindenwood	2-0	2-0	0-0	0-0	2-0	0-0	2019
LSU	7-52-1	3-8-1	1-13	3-31	6-21-1	1-30	2026
Maryland	5-0	1-0	1-0	3-0	2-0	3-0	2026
Michigan	2-6	1-0	0-2	1-4	0-2	2-4	2025
Michigan State	2-2	1-0	0-1	1-1	2-1	0-1	2025
Minnesota	7-7	3-1	3-2	1-4	5-4	2-3	2026
MISSOURI	20-19	5-4	4-7	11-8	9-13	11-5	2026
Nebraska	6-5	1-3	2-1	3-1	5-4	1-1	2024
New Hampshire	4-1	2-0	0-1	2-0	1-0	3-1	2015
North Carolina	1-0	0-0	0-0	1-0	1-0	0-0	2006
North Carolina State	2-0	0-0	0-0	2-0	0-0	2-0	2026
Ohio State	5-2	2-0	1-0	2-2	2-1	3-1	2026
OKLAHOMA	1-30	0-8	1-6	0-16	1-18	0-12	2026
Oregon State	7-4	1-0	1-2	5-2	3-3	4-1	2025
Penn	1-0	0-0	0-0	1-0	1-0	0-0	2009
Penn State	2-2	1-2	1-0	0-0	2-2	0-0	2008
Pittsburgh	5-0	2-0	0-0	3-0	2-0	3-0	2010
Rutgers	2-0	0-0	0-0	2-0	0-0	2-0	2007
Sacramento State	1-0	0-0	0-0	1-0	1-0	0-0	2006
San Jose State	1-0	1-0	0-0	0-0	1-0	0-0	2017
Seattle-Pacific	1-0	0-0	0-0	1-0	1-0	0-0	2010
Southeast Missouri	8-0	7-0	0-0	1-0	7-0	1-0	2026
Southern Utah	3-0	0-0	1-0	2-0	1-0	2-0	2009
Stanford	2-4	1-0	0-0	1-4	1-0	1-4	2024
Texas Woman's	9-0	4-0	3-0	2-0	9-0	0-0	2026
UCLA	3-16	1-4	1-5	1-7	1-8	2-8	2026
UC Davis	1-0	1-0	0-0	0-0	0-0	1-0	2014
Utah	1-10	0-2	0-1	1-7	0-1	1-9	2019
Utah State	2-0	2-0	0-0	0-0	1-0	1-0	2016
Washington	5-0	1-0	2-0	2-0	5-0	0-0	2024
West Virginia	5-3	3-0	1-2	1-1	4-3	1-0	2015
Western Michigan	1-0	1-0	0-0	0-0	1-0	0-0	2014

## Honors & Awards

### SEC Gymnast of the Year

Jaime Pisani .....	2012
Katherine Grable .....	2014

### SEC Freshman of the Year

Amanda Wellick .....	2014
Paige Zaziski .....	2014
Sarah Shaffer .....	2018

### SEC Newcomer of the Year

Morgan Price .....	2026
--------------------	------

### SEC Coach of the Year

Mark & René Cook .....	2008
Mark Cook .....	2016
Mark Cook .....	2018

### SEC Scholar–Athlete of the Year

Michelle Stout .....	2011
Bailey Lovett .....	2022

### University of Arkansas Athlete of the Year

Casey Jo Magee, Michelle Stout .....	2009
Jaime Pisani .....	2012
Katherine Grable .....	2014

### SEC Community Service Scholarship

Hannah McLeod .....	2006
---------------------	------

### SEC Gymnast of the Week

Dana McQuillin .....	Jan. 13, 2004
Katie Hardman .....	March 14, 2006
Cassie Drew .....	March 6, 2007
Michelle Stout .....	Feb. 13, 2008
Casey Jo Magee .....	Feb. 2, 2009
Casey Jo Magee .....	March 17, 2009
Casey Jo Magee .....	March 1, 2010
Casey Jo Magee .....	March 8, 2010
Jaime Pisani .....	Feb. 7, 2011
Jaime Pisani .....	Feb. 28, 2011
Katherine Grable .....	Jan. 9, 2012
Katherine Grable .....	Jan. 23, 2012
Jaime Pisani .....	March 5, 2012
Katherine Grable .....	Feb. 25, 2014
Amanda Wellick .....	Jan. 20, 2015
Kennedy Hambrick .....	March 9, 2021

### SEC Specialist of the Week

Kelci Lewis .....	Feb. 25, 2013
Sophia Carter .....	Jan. 20, 2018
Braie Speed .....	March 20, 2018
Sophia Carter .....	February 11, 2020
Maggie O’Hara .....	Jan 19, 2021
Lauren Williams .....	March 12, 2024
Lauren Williams .....	January 20, 2026

### SEC Freshman of the Week

Jaime Pisani .....	Jan. 26, 2009
Jaime Pisani .....	Feb. 12, 2009
Sydney Dillard .....	Jan. 16, 2013
Amanda Wellick .....	March 11, 2014
Paige Zaziski .....	Jan. 27, 2015
Paige Zaziski .....	Feb. 17, 2015
Paige Zaziski .....	March 16, 2015
Jessica Yamzon .....	Feb. 7, 2017
Sarah Shaffer .....	Jan. 15, 2018
Sarah Shaffer .....	Feb. 2, 2018
Sarah Shaffer .....	March 20, 2018
Lauren Williams .....	Jan. 31, 2023
Allison Cucci .....	March 17, 2026

### SEC Community Service Team

Audra Loveless .....	2004
Katie Hardman .....	2005
Audra Loveless .....	2006
Emily Peacock .....	2007
Emily Peacock .....	2008
Michelle Stout .....	2009
Jaime Pisani .....	2010
Amanda Siebert .....	2011
Kelci Lewis .....	2012
Kelci Lewis .....	2013
Heather Elswick .....	2014
Heather Elswick .....	2015
Heather Elswick .....	2016
Heather Elswick .....	2017
Braie Speed .....	2018
Michaela Burton .....	2019
Sarah Shaffer .....	2020
Savannah Pennese .....	2021
Amanda Elswick .....	2022
Maddie Jones .....	2023
Maddie Jones .....	2024
Maddie Jones .....	2025
Cami Weaver .....	2026

### NCAA South Central Coach of the Year

Mark & René Cook .....	2009
------------------------	------

### NCAA South Central Assistant Coach of the Year

Samantha Snider .....	2016
Jaime Armbrust .....	2018
Chris Brooks, Felicia Hano .....	2022

### NCAA South Central Administrator of the Year

Bev Lewis .....	2004
Bev Lewis .....	2006
Bev Lewis .....	2014
Chris Pohl .....	2021
Kat Devenport .....	2024
Kat Devenport .....	2026

### NCAA South Central Gymnast of the Year

Jaime Pisani .....	2011
--------------------	------

### NCAA Leadership Conference Participant

Hannah McLeod .....	2006
Michelle Stout .....	2008

### Brandon Burlsworth Scholar–Athlete Award

Katie Hardman .....	2006
Emily Peacock .....	2008

### H. Boyd McWhorter Scholar–Athlete Finalist

Hannah McLeod .....	2006
Emily Peacock .....	2008
Maggie O’Hara .....	2022
Maddie Jones .....	2025

### #1 National Rankings

Casey Jo Magee .....	3/1/2010 (BB)
Casey Jo Magee .....	3/8/2010 (BB)
Casey Jo Magee .....	3/22/2010 (BB)
Katherine Grable .....	2/27/2012 (AA)
Katherine Grable .....	3/5/2012 (AA)
Mariah Howdeshell .....	1/30/2012 (UB)
Mariah Howdeshell .....	1/30/2012 (UB)
Jaime Pisani .....	2/6/2012 (FX)
Jaime Pisani .....	2/13/2012 (FX)
Jaime Pisani .....	2/20/2012 (FX)
Jaime Pisani .....	2/27/2012 (FX)
Jaime Pisani .....	3/12/2012 (AA)
Jaime Pisani .....	3/19/2012 (FX)
Jaime Pisani .....	3/19/2012 (AA)
Jaime Pisani .....	3/26/2012 (FX)
Jaime Pisani .....	3/26/2012 (AA)
Jaime Pisani .....	4/2/2012 (FX)
Jaime Pisani .....	4/2/2012 (AA)
Katherine Grable .....	1/20/2014 (AA)
Frankie Price .....	1/15/2024 (FX)
Lauren Williams .....	1/15/2024 (FX)
Lauren Williams .....	1/19/2026 (VT)

## Academic Honors

### SEC ACADEMIC HONOR ROLL

2004

Melissa Leigh, Audra Loveless, Hannah McLeod, Dana McQuillin

2005

Rachel Barnett, Cassie Drew, Katie Hardman, Melissa Leigh, Audra Loveless, Hannah McLeod, Dana McQuillin, Kathy Thompson

2006

Rachel Barnett, Cassie Drew, Melissa Leigh, Audra Loveless, Hannah McLeod, Dana McQuillin, Emily Peacock

2007

Rachel Barnett, Samantha Cortez, Cassie Drew, Alex LaChance, Emily Peacock

2008

Samantha Cortez, Allison Daniels, Amy DeFilippo, Alex LaChance, Casey Jo Magee, Ashly McPherson, Sarah Nagashima, Emily Peacock, Michelle Stout

2009

Stacy Bartlett, Amy DeFilippo, Alex LaChance, Molly Lewis, Casey Jo Magee, Sarah Nagashima, Michelle Stout

2010

Stacy Bartlett, Amy DeFilippo, Molly Lewis, Casey Jo Magee, Sarah Nagashima, Jaime Pisani, Genny Salvatore

2011

Stacy Bartlett, Natalie Bohonsky, Kelci Lewis, Jaime Pisani, Genny Salvatore, Amanda Siebert, Michelle Stout

2012

Mariah Howdeshell, Kelci Lewis, Jaime Pisani, Shelby Salmon, Jordan Salsberg, Genny Salvatore, Amanda Siebert, Scarlett Williams, Bailee Zumwalde

2013

Amy Borsellino, Stephani Canizaro, Kelci Lewis, Shelby Salmon, Scarlett Williams, Bailee Zumwalde

2014

Stephani Canizaro, Sydnie Dillard, Heather Elswick, Erin Freier, Shelby Salmon, Scarlett Williams, Bailee Zumwalde

2015

Stephani Canizaro, Sydnie Dillard, Cailee Ellsworth, Heather Elswick, Erin Freier, Samantha Nelson, Amanda Wellick

2016

Mia Bargiacchi, Stephani Canizaro, Sydnie Dillard, Heather Elswick, Erin Freier, Samantha Nelson, Braie Speed, Amanda Wellick, Paige Zaziski

2017

Makenzie Anderson, Mia Bargiacchi, Heather Elswick, Leah MacMoyle, Samantha Nelson, Braie Speed, Amanda Wellick

2018

Mia Bargiacchi, Michaela Burton, Sydney Burton, Sydney McGlone, Kirby Rathjen, Sarah Shaffer, Braie Speed, Amanda Wellick, Jessica Yamzon

2019

Makenzie Anderson, Michaela Burton, Sophia Carter, Kailey Gillings, Sydney Laird, Sydney McGlone, Kirby Rathjen, Sarah Shaffer, Jessica Yamzon

2020

Sophia Carter, Katarina Derrick, Amanda Elswick, Kailey Gillings, Kennedy Hambrick, Sydney Laird, Bailey Lovett, Savannah Pennese, Kirby Rathjen, Sarah Shaffer, Jessica Yamzon

2021

Sophia Carter, Katarina Derrick, Amanda Elswick, Kiara Gianfagna, Kennedy Hambrick, Madison Hickey, Abigail Johnston, Sydney Laird, Bailey Lovett, Savannah Pennese, Sarah Shaffer

2022

Amanda Elswick, Kiara Gianfagna, Kennedy Hambrick, Madison Hickey, Abigail Johnston, Emma Kelley, Bailey Lovett, Maggie O'Hara, Jordan Olszewski, Savannah Pennese, Claire Rogers, Jensen Scalzo, Sarah Shaffer

2023

Kalyxta Gamiao, Kiara Gianfagna, Madison Hickey, Maddie Jones, Emma Kelley, Frankie Price, Jensen Scalzo, Makie Sedlacek, Leah Smith, Cami Weaver

2024

Reese Drotar, Kalyxta Gamiao, Maddie Jones, Emma Kelley, Jaime Pratt, Frankie Price, Jensen Scalzo, Leah Smith, Cally Swaney, Cami Weaver, Lauren Williams

2025

Chandler Buntin, Reese Drotar, Dakota Essenpries, Kaitlyn Ewald, Kalyxta Gamiao, Maddie Jones, Hailey Klein, Priscilla Park, Frankie Price, Leah Smith, Cally Swaney, Mati Waligora, Cami Weaver, Lauren Williams

2026

Grace Drexler, Hailey Klein, Ja' Leigh Lang, Priscilla Park, Frankie Price, Jocelyn Roberson, Leah Smith, Cally Swaney, Cami Weaver, Julianna Weeks, Lauren Williams

### SEC FIRST YEAR ACADEMIC HONOR ROLL

2004

Rachel Barnett, Cassie Drew, Kathy Thompson

2005

Samantha Cortez, Emily Peacock

2006

Alex LaChance

2007

Allison Daniels, Casey Jo Magee, Ashly McPherson, Sarah Nagashima, Michelle Stout

2008

Stacy Bartlett, Molly Lewis, Kathryn Maschino

2009

Jaime Pisani, Genny Salvatore

2010

Kelci Lewis, Amanda Siebert

2011

Bailee Zumwalde

2012

Stephani Canizaro, Sammy Kolbas

2013

Sydnie Dillard, Heather Elswick

2014

Samantha Nelson, Paris Ryder, Amanda Wellick

2015

Braie Speed, Paige Zaziski

2016

Sydney McGlone

2017

Kirby Rathjen, Sarah Shaffer, Jessica Yamzon

2018

Sophia Carter, Kailey Gillings, Sydney Laird

2019

Katarina Derrick, Amanda Elswick, Kennedy Hambrick, Bailey Lovett, Savannah Pennese

2020

Kiara Gianfagna, Madison Hickey, Carissa Patton

2021

Emma Kelley, Jordan Olszewski, Gillian Rutz, Jensen Scalzo

2022

Kalyxta Gamiao, Maddie Jones, Frankie Price, Makie Sedlacek, Leah Smith, Cami Weaver

2023

Reese Drotar, Norah Flatley, Jaime Pratt, Cally Swaney, Lauren Williams

2024

Chandler Buntin, Dakota Essenpries, Hailey Klein, Sirena Linton, Priscilla Park

2025

Grace Drexler, Ja' Leigh Lang, Jocelyn Roberson, Sadie Smith, Julianna Weeks

### NCAA POSTGRADUATE SCHOLARSHIPS

Jaime Pisani received a scholarship from the NCAA Winter Sports, NCAA Ethnic Minority & Women's Enhancement in 2012.

## NACGC/WCGA Academic Honors

### WCGA SCHOLAR ALL-AMERICANS

**2003**  
Whitney Cashwell, Valerie Conroy, Brooke Lawrence, Kim Harris, Audra Loveless, Hannah McLeod, Dana McQuillin, Kylee Small

**2004**  
Jamie Burnette, Valerie Conroy, Kim Harris, Brooke Lawrence, Melissa Leigh, Audra Loveless, Hannah McLeod, Dana McQuillin, Kathy Thompson

**2005**  
Whitney Cashwell, Katie Hardman, Kim Harris, Brooke Lawrence, Melissa Leigh, Audra Loveless, Hannah McLeod, Dana McQuillin, Emily Peacock

**2006**  
Rachel Barnett, Whitney Cashwell, Kim Harris, Alex LaChance, Brooke Lawrence, Audra Loveless, Hannah McLeod, Dana McQuillin, Emily Peacock

**2007**  
Rachel Barnett, Allison Daniels, Alex LaChance, Emily Peacock, Michelle Stout

**2008**  
Allison Daniels, Samantha Cortez, Emily Peacock, Alex LaChance

**2009**  
Stacy Bartlett, Amy DeFilippo, Sarah Nagashima, Jaime Pisani, Genny Salvatore

**2010**  
Natalie Bohonsky, Amy DeFilippo, Kelci Lewis, Casey Jo Magee, Sarah Nagashima, Genny Salvatore

**2011**  
Stacy Bartlett, Natalie Bohonsky, Kelci Lewis, Jaime Pisani, Genny Salvatore, Michelle Stout, Bailee Zumwalde

**2012**  
Kelci Lewis, Jaime Pisani, Genny Salvatore, Amanda Siebert, Bailee Zumwalde

**2013**  
Sydnie Dillard, Samantha Kolbas, Kelci Lewis, Bailee Zumwalde

**2014**  
Emily Bates, Sydnie Dillard, Cailee Ellsworth, Samantha Nelson, Paris Ryder, Bailee Zumwalde

**2015**  
Mia Bargiacchi, Stephanie Canizaro, Sydnie Dillard, Cailee Ellsworth, Heather Elswick, Erin Freier, Samantha Kolbas, Paris Ryder, Amanda Wellick, Paige Zaziski

**2016**  
Mia Bargiacchi, Stephanie Canizaro, Sydnie Dillard, Heather Elswick, Erin Freier, Sydney McGlone, Braie Speed, Amanda Wellick, Paige Zaziski

**2017**  
Makenzie Anderson, Mia Bargiacchi, Heather Elswick, Paris Ryder, Braie Speed, Amanda Wellick

**2019**  
Makenzie Anderson, Sophia Carter, Amanda Elswick, Kailey Gillings, Kennedy Hambrick, Sydney Laird, Bailey Lovett, Sydney McGlone, Kirby Rathjen, Jessica Yamzon

**2020**  
Sophia Carter, Katarina Derrick, Amanda Elswick, Kiara Gianfagna, Kennedy Hambrick, Madison Hickey, Sydney Laird, Bailey Lovett, Carissa Patton, Kirby Rathjen, Claire Rogers, Jessica Yamzon

**2021**  
Sophia Carter, Amanda Elswick, Kiara Gianfagna, Kennedy Hambrick, Abigail Johnston, Sydney Laird, Bailey Lovett, Maggie O'Hara, Jordan Olszewski, Savannah Pennese, Claire Rogers, Jensen Scalzo, Sarah Shaffer

**2022**  
Amanda Elswick, Kalyxta Gamiao, Kiara Gianfagna, Kennedy Hambrick, Abigail Johnston, Bailey Lovett, Maggie O'Hara, Jordan Olszewski, Savannah Pennese, Claire Rogers, Jensen Scalzo, Leah Smith

**2023**  
Reese Drotar, Norah Flatley, Kalyxta Gamiao, Maddie Jones, Emma Kelley, Jensen Scalzo, Cally Swaney, Lauren Williams

**2024**  
Chandler Buntin, Reese Drotar, Dakota Essenpries, Kalyxta Gamiao, Maddie Jones, Emma Kelley, Sirena Linton, Priscilla Park, Frankie Price, Jensen Scalzo, Leah Smith, Cally Swaney, Lauren Williams

**2025**  
Chandler Buntin, Grace Drexler, Reese Drotar, Kaity Ewald, Kalyxta Gamiao, Maddie Jones, Ja'Leigh Lang, Priscilla Park, Frankie Price, Leah Smith, Cally Swaney, Mati Waligora, Julianna Weeks, Lauren Williams

### YEAR-BY-YEAR ACADEMIC HONORS

Year	Scholar-Athletes	SEC Honor Roll	SEC First Year HR
2003	8	-	-
2004	9	4	3
2005	9	8	2
2006	9	7	1
2007	5	5	5
2008	4	9	2
2009	5	7	2
2010	6	7	2
2011	7	7	1
2012	5	9	2
2013	4	6	2
2014	6	7	3
2015	10	7	2
2016	9	9	1
2017	6	7	3
2018	-	-	3
2019	10	9	5
2020	12	11	3
2021	13	11	-
2022	12	13	6
2023	8	10	4
2024	13	11	5
2025	14	14	5
2026	-	11	-

### ALL-TIME GPA

Year	GPA	Rank
2003	3.43	14th
2004	3.48	10th
2005	3.51	7th
2006	3.30	26th
2007	3.36	21st
2008	3.30	31st
2009	3.43	16th
2010	3.44	16th
2011	3.28	N/A
2012	3.27	27th
2013	3.16	53rd
2014	3.28	45th
2015	3.55	12th
2016	3.58	13th
2017	3.32	45th
2018	3.40	48th
2019	3.38	50th
2020	3.60	33rd
2021	3.69	34th
2022	3.55	50th
2023	3.39	66th
2024	3.66	33rd
2025	3.72	21st

## All-Time Roster

<b>A</b>	
Adams, Noelle .....	2027
Anderson, Makenzie .....	2016-18
<b>B</b>	
Bare, Addison .....	2025
Bargiacchi, Mia .....	2015-18
Barnett, Rachel .....	2004-07
Bartlett, Stacy .....	2008-11
Bates, Emily .....	2014
Berry, Tiffany .....	2003
Bochow, Kaia .....	2027
Bohonsky, Natalie .....	2010-11
Borsellino, Amy .....	2010-13
Brown, Simone .....	2027
Buntin, Chandler .....	2024-pres.
Burnette, Jamie .....	2004-05
Burton, Bradley .....	2025-pres.
Burton, Michaela .....	2017-19
<b>C</b>	
Campbell, Avalon .....	2025-pres.
Canizaro, Stephani .....	2012-16
Carter, Sophia .....	2018-21
Cashwell, Whitney .....	2003
Conroy, Valerie .....	2003
Cortez, Samantha .....	2005-08
Cucci, Allison .....	2025-pres.
<b>D</b>	
Daniels, Allison .....	2007-08
DeFilippo, Amy .....	2007-10
Derrick, Katarina .....	2019-21
Dillard, Sydney .....	2013-16
Drew, Cassie .....	2004-07
Drexler, Grace .....	2025-26
Drotar, Reese .....	2023-25
<b>E</b>	
Elswick, Amanda .....	2019-22
Elswick, Heather .....	2013-17
Ellsworth, Cailee .....	2014-15
Essenpries, Dakota .....	2024-25
Ewald, Kaity .....	2025
<b>F</b>	
Flatley, Norah .....	2023
Freier, Erin .....	2013-16
<b>G</b>	
Gamiao, Kalyxta .....	2022-25
Garner, Hailey .....	2017-20
Gianfagna, Kiara .....	2020-23
Gillings, Kailey .....	2018-20
Glover, Keara .....	2013-16
Gable, Katherine .....	2011-14
Guenther, Giselle .....	2027
Gustitus, Madison .....	2025-pres.
Guy, Breanne .....	2006-07
<b>H</b>	
Hambrick, Kennedy .....	2019-23
Hardman, Katie .....	2003-06
Harris, Kim .....	2003-05
Hess, Tori .....	2027
Hickey, Madison .....	2020-23
Howdeshell, Mariah .....	2009-12
<b>J</b>	
Jandorf, Riley .....	2025-pres.
Johnston, Abby .....	2021-22
Jones, Maddie .....	2022-25
<b>K</b>	
Kelley, Emma .....	2021-24
King, Avery .....	2025-pres.
Klein, Hailey .....	2024-pres.
Kolbas, Sammy .....	2012-14
<b>L</b>	
LaChance, Alex .....	2006-09
Laird, Sydney .....	2018-21
Lang, Ja'Leigh .....	2025-26
Lawrence, Brooke .....	2003
Leigh, Melissa .....	2003-06
Lewis, Kelci .....	2010-13
Lewis, Molly .....	2008-09
Linton, Sirena .....	2024
Loveless, Audra .....	2003-06
Lovett, Bailey .....	2019-23
<b>M</b>	
Machnik, Mallory .....	2005-07
MacMoyle, Leah .....	2015-17
Magee, Casey Jo .....	2007-10
Maschino, Kathryn .....	2008
McGlone, Sydney .....	2016-19
McLeod, Hannah .....	2003-06
McPherson, Ashly .....	2007-08
McQuillin, Dana .....	2003-06
Morabito, Nyla .....	2027
<b>N</b>	
Nagashima, Sarah .....	2007-10
Nelson, Samantha .....	2014-17
<b>O</b>	
O'Hara, Maggie .....	2021-22
Olszewski, Jordan .....	2021
Owen, Kelley .....	2006
<b>P</b>	
Park, Priscilla .....	2024-pres.
Patton, Carissa .....	2020
Peacock, Emily .....	2005-08
Pennese, Savannah .....	2019-22
Pisani, Jaime .....	2009-12
Pratt, Jaime .....	2023-24
Price, Frankie .....	2022-26
Price, Morgan .....	2026
<b>R</b>	
Rathjen, Kirby .....	2017-19
Roberson, Joscelyn .....	2025-26
Rogers, Claire .....	2020-21
Rutz, Gillian .....	2021
Ryder, Paris .....	2014-15
<b>S</b>	
Salmon, Shelby .....	2011-14
Salsberg, Jordan .....	2011-13
Salvatore, Genevieve .....	2009-12
Scalzo, Jensen .....	2021-24
Schmohl, Allison .....	2006
Scott, Finley .....	2027
Sedlacek, Makenzie .....	2022-24
Shaffer, Sarah .....	2017-22
Siebert, Amanda .....	2010-12
Simmons, Raquel .....	2027
Slevin, Emma .....	2027
Small, Kylee .....	2003
Smith, Leah .....	2022-26
Smith, Sadie .....	2025
Speed, Braie .....	2015-17
Stout, Michelle .....	2007-11
Strodel, Alyssa .....	2009
Swaney, Cally .....	2023-26
<b>T</b>	
Thompson, Kathy .....	2004-05
<b>V</b>	
Visconti, Sabrina .....	2027
<b>W</b>	
Waligora, Mati .....	2025
Weaver, Cami .....	2022-26
Weeks, Julianna .....	2025-26
Wellick, Amanda .....	2014-17
Williams, Lauren .....	2023-pres.
Williams, Scarlett .....	2011-14
Wyllie, Ellie .....	2018
<b>Y</b>	
Yamzon, Jessica .....	2017-20
York, Kathleen .....	2015
<b>Z</b>	
Zaziski, Paige .....	2015-17
Zumwalde, Bailee .....	2011-14

## By State

Alabama (2)

Jordan Olszewski ..... Birmingham  
Cami Weaver ..... Pelham

Arkansas (5)

Riley Jandorf ..... Bentonville  
Ashley McPherson ..... Springdale  
Kelley Owen ..... Pine Bluff  
Amanda Siebert ..... Springdale  
Lauren Williams ..... Rogers

Arizona (2)

Noelle Adams ..... Mesa  
Sirena Linton ..... South Phoenix

California (5)

Emily Bates ..... Visalia  
Avalon Campbell ..... Oceanside  
Amanda DeFilippo ..... Torrance  
Reese Drotar ..... Los Gatos  
Ja'Leigh Lang ..... East Palo Alto

Colorado (1)

Kaia Bochow ..... Golden

Florida (8)

Tiffany Berry ..... Ocoee  
Jaime Burnette ..... New Port Richey  
Breanne Guy ..... Bradenton  
Abby Johnston ..... Parkland  
Melissa Leigh ..... Orlando  
Hannah McLeod ..... Orlando  
Jensen Scalzo ..... Fort Lauderdale  
Kylee Small ..... Gainesville

Georgia (1)

Priscilla Park ..... Atlanta

Hawaii (1)

Kalyxta Gamiao ..... Honolulu

Illinois (7)

Michaela Burton ..... Downers Grove  
Madison Gustitus ..... Chicago  
Madison Hickey ..... Sycamore  
Hailey Klein ..... Lake Forest  
Sammy Kolbas ..... Naperville  
Makenzie Sedlacek ..... West Chicago  
Amanda Wellick ..... Wheaton

Indiana (3)

Kaity Ewald ..... Newburgh  
Kiara Gianfagna ..... Brownsburg  
Shelby Salmon ..... Noblesville

Iowa (1)

Norah Flatley ..... Des Moines

Kansas (1)

Genevieve Salavatore ..... Lawrence

Louisiana (2)

Mallory Machnik ..... Monroe  
Scarlett Williams ..... Baton Rouge

Maryland (1)

Kim Harris ..... Potomac

Massachusetts (3)

Tiffany Berry ..... Ocoee  
Tori Hess ..... Mansfield  
Sabrina Visconti ..... Revere

Michigan (2)

Erin Freier ..... Westland  
Paige Zaziski ..... Chesterfield

Minnesota (2)

Makenzie Anderson ..... Elk River  
Bailee Zumwalde ..... St. Cloud

Mississippi (2)

Stephani Canizaro ..... Nesbit  
Jordan Salsberg ..... Gulfport

Missouri (3)

Sophia Carter ..... Blue Springs  
Dakota Essenpries ..... Adrian  
Claire Rogers ..... Kansas City

Nevada (1)

Jessica Yamzon ..... Las Vegas

New Jersey (6)

Samantha Cortez ..... Verona  
Amy Borsellino ..... Boonton  
Leah MacMoyle ..... Hope  
Dana McQuillin ..... West Orange  
Jaime Pisani ..... Ringwood  
Ellie Wylie ..... Basking Ridge

New York (4)

Allison Cucci ..... Rochester  
Alex LaChance ..... New Windsor  
Paris Ryder ..... Dix Hills  
Michelle Stout ..... Endwell

North Carolina (6)

Cassie Drew ..... Raleigh  
Maddie Jones ..... Charlotte  
Sydney Laird ..... Kings Mountain  
Bailey Lovett ..... Greensboro  
Cally Swaney ..... Belmont  
Julianna Weeks ..... Charlotte

Ohio (3)

Giselle Guenther ..... Cincinnati  
Sydney McGlone ..... Dublin  
Gillian Rutz ..... South Lebanon

Oklahoma (5)

Rachel Barnett ..... Oklahoma City  
Keara Glover ..... Oklahoma City  
Kelci Lewis ..... Collinsville  
Audra Loveless ..... Bridge Creek  
Kathryn Maschino ..... Edmond

Oregon (2)

Stacy Bartlett ..... Tualatin  
Casey Jo Magee ..... Eugene

Pennsylvania (2)

Addison Bare ..... Lancaster  
Jaime Pratt ..... Hanover

South Carolina (2)

Simone Brown ..... Lake Wylie  
Maggie O'Hara ..... Lexington

Tennessee (5)

Mia Bargiacchi ..... Memphis  
Chandler Buntin ..... Collierville  
Hailey Garner ..... Memphis  
Frankie Price ..... Lebanon  
Morgan Price ..... Lebanon

Texas (30)

Natalie Bohonsky ..... Plano  
Bradley Burton ..... Houston  
Valerie Conroy ..... Plano  
Allison Daniels ..... Kingwood  
Katarina Derrick ..... Pearland  
Sydney Dillard ..... Fairview  
Cailee Ellsworth ..... Allen  
Amanda Elswick ..... Austin  
Heather Elswick ..... Austin  
Kailey Gillings ..... Beach City  
Kennedy Hambrick ..... Houston  
Katie Hardman ..... Buda  
Mariah Howdeshell ..... Sachse  
Emma Kelley ..... Houston  
Avery King ..... Dallas  
Brooke Lawrence ..... Odessa  
Lakin Legereit ..... Liberty Hill  
Molly Lewis ..... Plano  
Carissa Patton ..... Plano  
Emily Peacock ..... San Antonio  
Savannah Pennese ..... Porter  
Kirby Rathjen ..... Houston  
Joscelyn Roberson ..... Texarkana  
Allison Schmohl ..... Allen  
Finley Scott ..... Houston  
Leah Smith ..... Houston  
Sarah Shaffer ..... Tyler  
Braie Speed ..... San Antonio  
Kathy Thompson ..... Houston  
Kathleen York ..... Prosper

Virginia (1)

Whitney Cashwell ..... Virginia Beach

Washington (3)

Sarah Nagashima ..... Seattle  
Sadie Smith ..... Gig Harbor  
Alyssa Strodel ..... Carnation

Wisconsin (2)

Grace Drexler ..... Stratford  
Katherine Grable ..... Oshkosh

CANADA – Ontario (1)

Nyla Morabito ..... Welland

IRELAND (1)

Emma Slevin ..... Galway