Official Basketball Box Score - Final

Arkansas at Michigan St.

11/26/26 Little Caesars Arena, Detroit

2026-27 Men's Basketball

Game Time: 4:30 PM
Game Duration: 2:03
Attendance: 12,884

Officials: Don Daily, Brian Dorsey, Tom Morrissey

Arkansas - 67

Record: 4-3

NO.	Name		Min	FG M-A	3P M-A	FT M-A	Rebounds OR	DR	TOT	Fouls PF	FD	TP	AS	TO	ST	Blocks BS	BA	+/-
21	Cooper Bowser	F	34:06	3-4	0-0	0-0	4	3	7	3	2	6	0	0	0	1	0	6
24	Billy Richmond III	F	35:59	6-19	1-7	3-4	4	5	9	3	3	16	5	2	0	2	4	3
7	JJ Andrews	G	29:21	3-8	1-2	2-2	2	3	5	3	1	9	1	1	1	0	2	11
9	Davion Thompson	G	28:57	4-9	1-4	0-0	0	0	0	2	0	9	4	3	1	0	1	-11
23	Jordan Smith Jr.	G	36:13	10-16	0-3	5-7	3	8	11	0	6	25	2	1	5	2	2	-2
5	Jeremiah Wilkinson		17:21	0-10	0-7	0-0	1	2	3	3	0	0	2	0	1	0	0	1
3	Miikka Muurinen		10:39	1-2	0-0	0-1	1	1	2	2	2	2	0	1	0	0	1	-14
1	Abdou Toure		01:30	0-0	0-0	0-2	0	0	0	0	1	0	0	0	0	0	0	0
8	Maper Maker		03:35	0-0	0-0	0-0	0	0	0	0	0	0	0	0	0	0	0	-3
4	Ayden Kelley		02:19	0-0	0-0	0-0	0	0	0	0	0	0	0	0	0	0	0	-6
Team							2	0	2	0		0		0				
Totals				27-68	3-23	10-16	17	22	39	16	15	67	14	8	8	5	10	-3

Shooting By Period			
1st	FG%	14-34	41.2%
	3PT%	2-10	20.0%
	FT%	1-5	20%
2nd	FG%	13-34	38.2%
	3PT%	1-13	7.7%
	FT%	9-11	81.8%
GM	FG%	27-68	39.7%
	3PT%	3-23	13.0%
	FT%	10-16	62.5%

Dead Ball Rebounds: 1, 0

Major Fouls: NONE

Michigan St. - 70

Record: 6-1

NO.	Name		Min	FG M-A	3P M-A	FT M-A	Rebounds OR	DR	TOT	Fouls PF	FD	TP	AS	TO	ST	Blocks BS	BA	+/-
6	Jordan Scott	F	37:04	6-10	3-5	0-2	2	6	8	1	2	15	1	0	2	4	1	11
55	Coen Carr	F	29:46	3-8	0-0	2-4	1	3	4	0	2	8	2	0	0	3	1	18
34	Anton Bonke	C	09:14	2-2	0-0	0-0	0	2	2	0	0	4	0	0	0	0	0	-2
1	Jeremy Fears Jr.	G	31:38	6-7	2-2	6-10	0	2	2	3	8	20	10	5	1	1	0	2
25	Jasiah Jervis	G	14:47	0-5	0-1	0-0	0	0	0	1	0	0	0	2	1	0	0	-10
35	Jesse McCulloch		12:07	2-3	0-0	0-0	0	0	0	1	0	4	1	1	1	1	1	10
2	Kur Teng		20:19	3-4	3-3	0-0	0	5	5	2	1	9	2	0	0	0	0	9
3	Cameron Ward		16:54	2-3	0-0	0-0	2	6	8	3	2	4	0	2	0	0	1	-7
7	Carlos Medlock Jr.		12:23	2-5	0-0	0-2	0	1	1	2	1	4	3	0	0	0	0	3
8	Kaleb Glenn		08:39	0-2	0-1	0-0	0	0	0	1	0	0	0	1	0	0	1	-17
10	Ethan Taylor		07:09	1-1	0-0	0-0	1	3	4	1	0	2	0	0	0	1	0	-2
Team							1	1	2	0		0		2				
Totals				27-50	8-12	8-18	7	29	36	15	16	70	19	13	5	10	5	3

Shooting By Period			
1st	FG%	10-29	34.5%
	3PT%	2-6	33.3%
	FT%	5-12	41.7%
2nd	FG%	17-21	81.0%
	3PT%	6-6	100.0%
	FT%	3-6	50%
GM	FG%	27-50	54.0%
	3PT%	8-12	66.7%
	FT%	8-18	44.4%

Dead Ball Rebounds: 4, 0

Major Fouls: NONE

	ARK	MSU
Biggest lead	8 (2nd 19:04)	13 (2nd 4:55)
Best Scoring Run	10 (2nd 19:04)	15 (2nd 7:15)
Lead Changes	6	
Times Tied	4	
Time with Lead	21:25	15:28

Points from	ARK	MSU
Turnovers	16	11
Paint	42	38
Second Chance	7	7
Fast Breaks	18	14
Bench	2	23

Period by Period Scoring	1st	2nd	TOT
ARK	31	36	67
MSU	27	43	70

Official Basketball Play by Play - First Half

Arkansas at Michigan St.

11/26/26 Little Caesars Arena, Detroit

2026-27 Men's Basketball

Game Time: 4:30 PM
Game Duration: 2:03
Attendance: 12,884

Officials: Don Daily, Brian Dorsey, Tom Morrissey

Period 1

Period Starters:

MSU	1 Fears Jr. J	6 Scott J	25 Jervis J	34 Bonke A	55 Carr C
ARK	7 Andrews J	9 Thompson D	21 Bowser C	23 Smith Jr. J	24 Richmond III B

Game Time	MSU	Score	Diff	ARK
20:00	34 BONKE A jumpball won			21 BOWSER C jumpball lost
19:49	1 FEARS JR. J turnover bad pass (1)			23 SMITH JR. J steal (1)
19:45				24 RICHMOND III B 2pt FG from turnover in the paint, layup missed
19:42	6 SCOTT J defensive rebound (1)			
19:18	55 CARR C foul drawn (1)			21 BOWSER C foul shooting (1 - 1)
19:18	55 CARR C free throw 1 - 2 missed			
19:18	offensive dead ball rebound (1)			
19:18	55 CARR C free throw 2 - 2 made (1)	**1-0**	**1**	
19:00		**1-2**	**-1**	23 SMITH JR. J 2pt FG in the paint, layup made (2)
18:40	55 CARR C 2pt FG in the paint, layup missed			
18:38				21 BOWSER C defensive rebound (1)
18:28		**1-4**	**-3**	7 ANDREWS J 2pt FG in the paint, layup made (2)
18:28				24 RICHMOND III B assist (1)
18:10	1 FEARS JR. J 2pt FG in the paint, jump shot made (2)	**3-4**	**-1**	
17:42				21 BOWSER C 2pt FG in the paint, jump shot missed
17:40	34 BONKE A defensive rebound (1)			
17:27	25 JERVIS J 2pt FG outside the paint, jump shot missed			
17:24				23 SMITH JR. J defensive rebound (1)
17:17				7 ANDREWS J 2pt FG outside the paint, jump shot missed
17:11				21 BOWSER C offensive rebound (2)
17:11	jump ball situation			
17:11	34 BONKE A substitution out			
17:11	35 MCCULLOCH J substitution in			
17:06				9 THOMPSON D 3pt FG second chance, jump shot missed
17:04				24 RICHMOND III B offensive rebound (1)
17:03				24 RICHMOND III B 2pt FG second chance in the paint, layup blocked
17:03	35 MCCULLOCH J block (1)			
17:02				24 RICHMOND III B offensive rebound (2)
17:02	35 MCCULLOCH J foul personal (1 - 1)			24 RICHMOND III B foul drawn (1)
16:57				7 ANDREWS J 2pt FG second chance in the paint, layup missed
16:54				7 ANDREWS J offensive rebound (1)
16:49				9 THOMPSON D 2pt FG second chance outside the paint, jump shot missed
16:47	6 SCOTT J defensive rebound (2)			
16:42	6 SCOTT J 2pt FG fast break in the paint, layup made (2)	**5-4**	**1**	
16:42	1 FEARS JR. J assist (1)			
16:20		**5-7**	**-2**	7 ANDREWS J 3pt FG , jump shot made (5)
16:20				23 SMITH JR. J assist (1)
16:02	25 JERVIS J 3pt FG , jump shot missed			
15:59	6 SCOTT J offensive rebound (3)			
15:52	6 SCOTT J 2pt FG second chance in the paint, jump shot made (4)	**7-7**	**0**	

Official Basketball Play by Play - First Half

Arkansas at Michigan St.

11/26/26 Little Caesars Arena, Detroit

2026-27 Men's Basketball

Game Time: 4:30 PM
Game Duration: 2:03
Attendance: 12,884

Officials: Don Daily, Brian Dorsey, Tom Morrissey

Game Time	MSU	Score	Diff	ARK
15:52	1 FEARS JR. J assist (2)			
15:35				9 THOMPSON D turnover bad pass (1)
15:35	Timeout media			
15:35	25 JERVIS J substitution out			
15:35	55 CARR C substitution out			
15:35	2 TENG K substitution in			
15:35	3 WARD C substitution in			
15:25	1 FEARS JR. J turnover lost ball (2)			23 SMITH JR. J steal (2)
15:22		**7-9**	**-2**	23 SMITH JR. J 2pt FG fast break from turnover in the paint, layup made (4)
15:16	1 FEARS JR. J turnover bad pass (3)			9 THOMPSON D steal (1)
15:10	35 MCCULLOCH J steal (1)			7 ANDREWS J turnover lost ball (1)
14:41	35 MCCULLOCH J 2pt FG from turnover outside the paint, jump shot blocked			
14:41				23 SMITH JR. J block (1)
14:40	3 WARD C offensive rebound (1)			
14:41	turnover shot clock (4)			
14:30				9 THOMPSON D 2pt FG from turnover in the paint, layup blocked
14:30	6 SCOTT J block (1)			
14:26	6 SCOTT J defensive rebound (4)			
14:26	jump ball situation			
14:26	1 FEARS JR. J substitution out			
14:26	7 MEDLOCK JR. C substitution in			
14:26				9 THOMPSON D substitution out
14:26				5 WILKINSON J substitution in
14:11	3 WARD C 2pt FG in the paint, layup blocked			
14:11				21 BOWSER C block (1)
14:08				24 RICHMOND III B defensive rebound (3)
14:05				23 SMITH JR. J 3pt FG , jump shot missed
14:02	defensive rebound (7)			
14:02	6 SCOTT J substitution out			
14:02	35 MCCULLOCH J substitution out			
14:02	8 GLENN K substitution in			
14:02	55 CARR C substitution in			
14:02				7 ANDREWS J substitution out
14:02				3 MUURINEN M substitution in
13:48	7 MEDLOCK JR. C 2pt FG outside the paint, jump shot missed			
13:45				5 WILKINSON J defensive rebound (1)
13:43		**7-11**	**-4**	24 RICHMOND III B 2pt FG fast break in the paint, layup made (2)
13:43				5 WILKINSON J assist (1)
13:19	8 GLENN K 2pt FG in the paint, layup blocked			
13:19				24 RICHMOND III B block (1)
13:18	offensive rebound (8)			
13:18	2 TENG K substitution out			
13:18	25 JERVIS J substitution in			
13:16	25 JERVIS J 2pt FG second chance outside the paint, jump shot missed			
13:13				3 MUURINEN M defensive rebound (1)
13:09	7 MEDLOCK JR. C foul personal (1 - 2)			21 BOWSER C foul drawn (1)

Official Basketball Play by Play - First Half

Arkansas at Michigan St.

11/26/26 Little Caesars Arena, Detroit

2026-27 Men's Basketball

Game Time: 4:30 PM
Game Duration: 2:03
Attendance: 12,884

Officials: Don Daily, Brian Dorsey, Tom Morrissey

Game Time	MSU	Score	Diff	ARK
13:09				24 RICHMOND III B substitution out
13:09				1 TOURE A substitution in
12:58				23 SMITH JR. J 2pt FG outside the paint, jump shot missed
12:56	3 WARD C defensive rebound (2)			
12:34	25 JERVIS J 2pt FG outside the paint, jump shot missed			
12:31				23 SMITH JR. J defensive rebound (2)
12:25				5 WILKINSON J 3pt FG , jump shot missed
12:23	3 WARD C defensive rebound (3)			
12:11	55 CARR C 2pt FG in the paint, layup missed			
12:09				23 SMITH JR. J defensive rebound (3)
12:02	3 WARD C foul shooting (1 - 3)			1 TOURE A foul drawn (1)
12:02				1 TOURE A free throw 1 - 2 missed
12:02				offensive dead ball rebound (1)
12:02				21 BOWSER C substitution out
12:02				23 SMITH JR. J substitution out
12:02				8 MAKER M substitution in
12:02				9 THOMPSON D substitution in
12:02				1 TOURE A free throw 2 - 2 missed
12:01	3 WARD C defensive rebound (4)			
12:01	3 WARD C foul drawn (1)			3 MUURINEN M foul personal (1 - 2)
12:01	7 MEDLOCK JR. C substitution out			
12:01	25 JERVIS J substitution out			
12:01	1 FEARS JR. J substitution in			
12:01	6 SCOTT J substitution in			
11:50	8 GLENN K 3pt FG , jump shot missed			
11:48	6 SCOTT J offensive rebound (5)			
11:46	6 SCOTT J foul drawn (1)			5 WILKINSON J foul shooting (1 - 3)
11:46	Timeout media			
11:46	55 CARR C substitution out			
11:46	10 TAYLOR E substitution in			
11:46				1 TOURE A substitution out
11:46				24 RICHMOND III B substitution in
11:46	6 SCOTT J free throw fast break 1 - 2 missed			
11:46	offensive dead ball rebound (2)			
11:46	6 SCOTT J free throw fast break 2 - 2 missed			
11:45				24 RICHMOND III B defensive rebound (4)
11:31		**7-13**	**-6**	3 MUURINEN M 2pt FG outside the paint, jump shot made (2)
11:31	3 WARD C foul shooting (2 - 4)			3 MUURINEN M foul drawn (1)
11:31	3 WARD C substitution out			
11:31	55 CARR C substitution in			
11:31				3 MUURINEN M free throw 1 - 1 missed
11:29	10 TAYLOR E defensive rebound (1)			
11:04	1 FEARS JR. J 3pt FG , jump shot made (5)	**10-13**	**-3**	
11:04	55 CARR C assist (1)			
10:50				3 MUURINEN M turnover lost ball (1)
10:50	8 GLENN K substitution out			
10:50	2 TENG K substitution in			
10:50				3 MUURINEN M substitution out

Official Basketball Play by Play - First Half

Arkansas at Michigan St.

11/26/26 Little Caesars Arena, Detroit

2026-27 Men's Basketball

Game Time: 4:30 PM
Game Duration: 2:03
Attendance: 12,884

Officials: Don Daily, Brian Dorsey, Tom Morrissey

Game Time	MSU	Score	Diff	ARK
10:50				7 ANDREWS J substitution in
10:43	1 FEARS JR. J foul drawn (1)			9 THOMPSON D foul shooting (1 - 4)
10:43	1 FEARS JR. J free throw fast break 1 - 2 made (6)	**11-13**	**-2**	
10:43				5 WILKINSON J substitution out
10:43				23 SMITH JR. J substitution in
10:43	1 FEARS JR. J free throw fast break 2 - 2 made (7)	**12-13**	**-1**	
10:27		**12-15**	**-3**	7 ANDREWS J 2pt FG in the paint, layup made (7)
10:27				9 THOMPSON D assist (1)
10:14	6 SCOTT J 3pt FG , jump shot missed			
10:08	10 TAYLOR E offensive rebound (2)			
10:08	10 TAYLOR E 2pt FG second chance in the paint, hook shot made (2)	**14-15**	**-1**	
09:56				24 RICHMOND III B 2pt FG in the paint, jump shot blocked
09:56	10 TAYLOR E block (1)			
09:52				24 RICHMOND III B offensive rebound (5)
09:51				24 RICHMOND III B 2pt FG second chance in the paint, layup blocked
09:51	6 SCOTT J block (2)			
09:47	1 FEARS JR. J defensive rebound (1)			
09:31	55 CARR C 2pt FG in the paint, layup missed			
09:29				23 SMITH JR. J defensive rebound (4)
09:24				7 ANDREWS J 2pt FG in the paint, layup blocked
09:24	1 FEARS JR. J block (1)			
09:19	6 SCOTT J defensive rebound (6)			
08:55	1 FEARS JR. J 2pt FG outside the paint, jump shot missed			
08:52				24 RICHMOND III B defensive rebound (6)
08:46	10 TAYLOR E substitution out			
08:46	55 CARR C substitution out			
08:46	8 GLENN K substitution in			
08:46	34 BONKE A substitution in			
08:46				8 MAKER M substitution out
08:46				21 BOWSER C substitution in
08:35		**14-18**	**-4**	9 THOMPSON D 3pt FG , jump shot made (3)
08:08	34 BONKE A 2pt FG in the paint, layup made (2)	**16-18**	**-2**	
08:08	6 SCOTT J assist (1)			
07:49				24 RICHMOND III B 3pt FG , jump shot missed
07:46	1 FEARS JR. J defensive rebound (2)			
07:38	8 GLENN K turnover travel (1)			
07:38	Timeout media			
07:38	8 GLENN K substitution out			
07:38	55 CARR C substitution in			
07:38				7 ANDREWS J substitution out
07:38				3 MUURINEN M substitution in
07:27		**16-20**	**-4**	9 THOMPSON D 2pt FG from turnover in the paint, layup made (5)
07:27				24 RICHMOND III B assist (2)
07:11	6 SCOTT J 3pt FG , jump shot made (7)	**19-20**	**-1**	
07:11	2 TENG K assist (1)			
06:45	1 FEARS JR. J steal (1)			23 SMITH JR. J turnover lost ball (1)

Official Basketball Play by Play - First Half

Arkansas at Michigan St.

11/26/26 Little Caesars Arena, Detroit

2026-27 Men's Basketball

Game Time: 4:30 PM
Game Duration: 2:03
Attendance: 12,884

Officials: Don Daily, Brian Dorsey, Tom Morrissey

Game Time	MSU	Score	Diff	ARK
06:39	55 CARR C 2pt FG fast break from turnover in the paint, layup made (3)	**21-20**	**1**	
06:39	1 FEARS JR. J assist (3)			
06:19				9 THOMPSON D turnover travel (2)
06:19	2 TENG K substitution out			
06:19	25 JERVIS J substitution in			
05:53	6 SCOTT J 2pt FG from turnover in the paint, layup made (9)	**23-20**	**3**	
05:29				24 RICHMOND III B 3pt FG , jump shot missed
05:27	34 BONKE A defensive rebound (2)			
05:24	55 CARR C foul drawn (2)			3 MUURINEN M foul shooting (2 - 5)
05:24	55 CARR C free throw fast break 1 - 2 missed			
05:24	offensive dead ball rebound (3)			
05:24	1 FEARS JR. J substitution out			
05:24	34 BONKE A substitution out			
05:24	7 MEDLOCK JR. C substitution in			
05:24	10 TAYLOR E substitution in			
05:24				3 MUURINEN M substitution out
05:24				23 SMITH JR. J substitution out
05:24				5 WILKINSON J substitution in
05:24				7 ANDREWS J substitution in
05:24	55 CARR C free throw fast break 2 - 2 made (4)	**24-20**	**4**	
05:00				9 THOMPSON D 3pt FG , jump shot missed
04:57	10 TAYLOR E defensive rebound (3)			
04:44	25 JERVIS J turnover lost ball (1)			5 WILKINSON J steal (1)
04:39		**24-22**	**2**	24 RICHMOND III B 2pt FG fast break from turnover in the paint, alleyoop made (4)
04:39				5 WILKINSON J assist (2)
04:30	55 CARR C 2pt FG in the paint, layup missed			
04:28				7 ANDREWS J defensive rebound (2)
04:13		**24-24**	**0**	21 BOWSER C 2pt FG in the paint, dunk, made (2)
04:13				24 RICHMOND III B assist (3)
03:55	6 SCOTT J 3pt FG , jump shot missed			
03:53				5 WILKINSON J defensive rebound (2)
03:44				7 ANDREWS J 3pt FG , jump shot missed
03:42	7 MEDLOCK JR. C defensive rebound (1)			
03:37	7 MEDLOCK JR. C 2pt FG fast break in the paint, layup made (2)	**26-24**	**2**	
03:14				5 WILKINSON J 2pt FG in the paint, jump shot missed
03:12	6 SCOTT J defensive rebound (7)			
03:01	7 MEDLOCK JR. C foul drawn (1)			24 RICHMOND III B foul shooting (1 - 6)
03:01	Timeout media			
03:01	6 SCOTT J substitution out			
03:01	55 CARR C substitution out			
03:01	1 FEARS JR. J substitution in			
03:01	8 GLENN K substitution in			
03:01				9 THOMPSON D substitution out
03:01				23 SMITH JR. J substitution in
03:01	7 MEDLOCK JR. C free throw 1 - 2 missed			
03:01	offensive dead ball rebound (4)			
03:01	7 MEDLOCK JR. C free throw 2 - 2 missed			

Official Basketball Play by Play - First Half

Arkansas at Michigan St.

11/26/26 Little Caesars Arena, Detroit

2026-27 Men's Basketball

Game Time: 4:30 PM
Game Duration: 2:03
Attendance: 12,884

Officials: Don Daily, Brian Dorsey, Tom Morrissey

Game Time	MSU	Score	Diff	ARK
03:01				21 BOWSER C defensive rebound (3)
03:01	10 TAYLOR E foul personal (1 - 5)			21 BOWSER C foul drawn (2)
02:43	8 GLENN K foul shooting (1 - 6)			24 RICHMOND III B foul drawn (2)
02:43		**26-25**	**1**	24 RICHMOND III B free throw 1 - 2 made (5)
02:43	7 MEDLOCK JR. C substitution out			
02:43	6 SCOTT J substitution in			
02:43				24 RICHMOND III B free throw 2 - 2 missed
02:41				offensive rebound (19)
02:40				5 WILKINSON J 3pt FG second chance, jump shot missed
02:36	10 TAYLOR E defensive rebound (4)			
02:35	1 FEARS JR. J foul drawn (2)			5 WILKINSON J foul personal (2 - 7)
02:35				5 WILKINSON J substitution out
02:35				9 THOMPSON D substitution in
02:35	1 FEARS JR. J 1&1 free throw 1 made (8)	**27-25**	**2**	
02:35	1 FEARS JR. J 1&1 free throw 2 missed			
02:33				24 RICHMOND III B defensive rebound (7)
02:08		**27-27**	**0**	24 RICHMOND III B 2pt FG outside the paint, jump shot made (7)
02:08				9 THOMPSON D assist (2)
01:42	6 SCOTT J 2pt FG outside the paint, jump shot missed			
01:40				23 SMITH JR. J defensive rebound (5)
01:35	25 JERVIS J steal (1)			24 RICHMOND III B turnover lost ball (1)
01:20	1 FEARS JR. J turnover bad pass (4)			23 SMITH JR. J steal (3)
01:16		**27-29**	**-2**	24 RICHMOND III B 2pt FG fast break from turnover in the paint, dunk, made (9)
01:16				9 THOMPSON D assist (3)
01:15	Timeout 30 Sec			
01:15	1 FEARS JR. J substitution out			
01:15	10 TAYLOR E substitution out			
01:15	7 MEDLOCK JR. C substitution in			
01:15	34 BONKE A substitution in			
00:55	7 MEDLOCK JR. C 2pt FG in the paint, layup missed			
00:53				21 BOWSER C defensive rebound (4)
00:32		**27-31**	**-4**	23 SMITH JR. J 2pt FG in the paint, dunk, made (6)
00:03	7 MEDLOCK JR. C 2pt FG in the paint, jump shot missed			
00:00				7 ANDREWS J defensive rebound (3)
END OF PERIOD				
MSU 27-31 ARK				

Official Basketball Box Score - First Half

Arkansas at Michigan St.

11/26/26 Little Caesars Arena, Detroit

2026-27 Men's Basketball

Game Time: 4:30 PM
Game Duration: 2:03
Attendance: 12,884

Officials: Don Daily, Brian Dorsey, Tom Morrissey

Arkansas - 31

NO.	Name		Min	FG M-A	3P M-A	FT M-A	Rebounds OR	DR	TOT	Fouls PF	FD	TP	AS	TO	ST	Blocks BS	BA	+/-
21	Cooper Bowser	F	16:44	1-2	0-0	0-0	1	3	4	1	2	2	0	0	0	1	0	7
24	Billy Richmond III	F	18:37	4-10	0-2	1-2	3	4	7	1	2	9	3	1	0	1	3	4
7	JJ Andrews	G	14:34	3-7	1-2	0-0	1	2	3	0	0	7	0	1	0	0	1	8
9	Davion Thompson	G	17:10	2-6	1-3	0-0	0	0	0	1	0	5	3	2	1	0	1	1
23	Jordan Smith Jr.	G	16:18	3-5	0-1	0-0	0	5	5	0	0	6	1	1	3	1	0	5
5	Jeremiah Wilkinson		06:32	0-3	0-2	0-0	0	2	2	2	0	0	2	0	1	0	0	2
3	Miikka Muurinen		05:26	1-1	0-0	0-1	0	1	1	2	1	2	0	1	0	0	0	-4
1	Abdou Toure		01:23	0-0	0-0	0-2	0	0	0	0	1	0	0	0	0	0	0	0
8	Maper Maker		03:16	0-0	0-0	0-0	0	0	0	0	0	0	0	0	0	0	0	-3
Team							1	0	1	0		0		0				
Totals				14-34	2-10	1-5	6	17	23	7	6	31	9	6	5	3	5	4

Shooting By Period			
1st	FG%	14-34	41.2%
	3PT%	2-10	20.0%
	FT%	1-5	20%
GM	FG%	14-34	41.2%
	3PT%	2-10	20.0%
	FT%	1-5	20.0%

Dead Ball Rebounds: 1, 0

Major Fouls: NONE

Michigan St. - 27

NO.	Name		Min	FG M-A	3P M-A	FT M-A	Rebounds OR	DR	TOT	Fouls PF	FD	TP	AS	TO	ST	Blocks BS	BA	+/-
6	Jordan Scott	F	17:41	4-7	1-3	0-2	2	5	7	0	1	9	1	0	0	2	0	-1
55	Coen Carr	F	14:03	1-5	0-0	2-4	0	0	0	0	2	4	1	0	0	0	0	7
34	Anton Bonke	C	07:26	1-1	0-0	0-0	0	2	2	0	0	2	0	0	0	0	0	1
1	Jeremy Fears Jr.	G	13:57	2-3	1-1	3-4	0	2	2	0	2	8	3	4	1	1	0	1
25	Jasiah Jervis	G	12:01	0-4	0-1	0-0	0	0	0	0	0	0	0	1	1	0	0	-5
35	Jesse McCulloch		03:09	0-1	0-0	0-0	0	0	0	1	0	0	0	0	1	1	1	-1
2	Kur Teng		06:48	0-0	0-0	0-0	0	0	0	0	0	0	1	0	0	0	0	0
3	Cameron Ward		04:04	0-1	0-0	0-0	1	3	4	2	1	0	0	0	0	0	1	-6
7	Carlos Medlock Jr.		06:21	1-4	0-0	0-2	0	1	1	1	1	2	0	0	0	0	0	-6
8	Kaleb Glenn		07:21	0-2	0-1	0-0	0	0	0	1	0	0	0	1	0	0	1	-8
10	Ethan Taylor		07:09	1-1	0-0	0-0	1	3	4	1	0	2	0	0	0	1	0	-2
Team							1	1	2	0		0		1				
Totals				10-29	2-6	5-12	5	17	22	6	7	27	6	7	3	5	3	-4

Shooting By Period			
1st	FG%	10-29	34.5%
	3PT%	2-6	33.3%
	FT%	5-12	41.7%
GM	FG%	10-29	34.5%
	3PT%	2-6	33.3%
	FT%	5-12	41.7%

Dead Ball Rebounds: 4, 0

Major Fouls: NONE

	ARK	MSU
Biggest lead	6 (1st 11:31)	4 (1st 5:24)
Best Scoring Run	6 (1st 11:31)	8 (1st 5:24)
Lead Changes	5	
Times Tied	3	
Time with Lead	12:45	04:35

Points from	ARK	MSU
Turnovers	8	6
Paint	20	16
Second Chance	0	4
Fast Breaks	8	9
Bench	2	4

Period by Period Scoring	1st	2nd	TOT
ARK	31	36	67
MSU	27	43	70

Official Basketball Play by Play - Second Half

Arkansas at Michigan St.

11/26/26 Little Caesars Arena, Detroit

2026-27 Men's Basketball

Game Time: 4:30 PM
Game Duration: 2:03
Attendance: 12,884

Officials: Don Daily, Brian Dorsey, Tom Morrissey

Period 2

Period Starters:

MSU	1 Fears Jr. J	6 Scott J	25 Jervis J	34 Bonke A	55 Carr C
ARK	7 Andrews J	9 Thompson D	21 Bowser C	23 Smith Jr. J	24 Richmond III B

Game Time	MSU	Score	Diff	ARK
20:00	7 MEDLOCK JR. C substitution out			
20:00	8 GLENN K substitution out			
20:00	1 FEARS JR. J substitution in			
20:00	55 CARR C substitution in			
19:46				23 SMITH JR. J 2pt FG in the paint, layup blocked
19:46	6 SCOTT J block (3)			
19:45				offensive rebound (24)
19:40				7 ANDREWS J 2pt FG second chance in the paint, jump shot blocked
19:40	55 CARR C block (1)			
19:38	55 CARR C defensive rebound (1)			
19:33	25 JERVIS J 2pt FG outside the paint, jump shot missed			
19:30				23 SMITH JR. J defensive rebound (6)
19:25		**27-33**	**-6**	23 SMITH JR. J 2pt FG fast break in the paint, layup made (8)
19:09	25 JERVIS J turnover bad pass (2)			7 ANDREWS J steal (1)
19:04		**27-35**	**-8**	9 THOMPSON D 2pt FG fast break from turnover in the paint, layup made (7)
19:04				7 ANDREWS J assist (1)
18:48	1 FEARS JR. J foul drawn (3)			9 THOMPSON D foul personal (2 - 1)
18:48	25 JERVIS J substitution out			
18:48	7 MEDLOCK JR. C substitution in			
18:42	34 BONKE A 2pt FG in the paint, dunk, made (4)	**29-35**	**-6**	
18:42	55 CARR C assist (2)			
18:20		**29-37**	**-8**	23 SMITH JR. J 2pt FG in the paint, jump shot made (10)
18:12	1 FEARS JR. J foul drawn (4)			21 BOWSER C foul shooting (2 - 2)
18:12	1 FEARS JR. J free throw fast break 1 - 2 made (9)	**30-37**	**-7**	
18:12	34 BONKE A substitution out			
18:12	3 WARD C substitution in			
18:12	1 FEARS JR. J free throw fast break 2 - 2 missed			
18:10				23 SMITH JR. J defensive rebound (7)
17:54				24 RICHMOND III B 3pt FG , jump shot missed
17:52				23 SMITH JR. J offensive rebound (8)
17:50				24 RICHMOND III B 2pt FG second chance outside the paint, jump shot missed
17:46	55 CARR C defensive rebound (2)			
17:38	3 WARD C 2pt FG in the paint, dunk, made (2)	**32-37**	**-5**	
17:38	7 MEDLOCK JR. C assist (1)			
17:17	6 SCOTT J steal (1)			9 THOMPSON D turnover bad pass (3)
16:49	6 SCOTT J 3pt FG from turnover, jump shot made (12)	**35-37**	**-2**	
16:49	7 MEDLOCK JR. C assist (2)			
16:21		**35-39**	**-4**	21 BOWSER C 2pt FG in the paint, dunk, made (4)
16:21				24 RICHMOND III B assist (4)
15:58	6 SCOTT J 3pt FG , jump shot made (15)	**38-39**	**-1**	
15:58	1 FEARS JR. J assist (4)			

Official Basketball Play by Play - Second Half

Arkansas at Michigan St.

11/26/26 Little Caesars Arena, Detroit

2026-27 Men's Basketball

Game Time: 4:30 PM
Game Duration: 2:03
Attendance: 12,884

Officials: Don Daily, Brian Dorsey, Tom Morrissey

Game Time	MSU	Score	Diff	ARK
15:46				Timeout 30 Sec
15:46	Timeout media			
15:46	55 CARR C substitution out			
15:46	8 GLENN K substitution in			
15:32	6 SCOTT J foul shooting (1 - 1)			24 RICHMOND III B foul drawn (3)
15:32	Timeout media			
15:32		**38-40**	**-2**	24 RICHMOND III B free throw 1 - 2 made (10)
15:32		**38-41**	**-3**	24 RICHMOND III B free throw 2 - 2 made (11)
15:09	6 SCOTT J 2pt FG in the paint, jump shot blocked			
15:09				23 SMITH JR. J block (2)
15:07				24 RICHMOND III B defensive rebound (8)
15:05		**38-43**	**-5**	23 SMITH JR. J 2pt FG fast break in the paint, layup made (12)
15:05	7 MEDLOCK JR. C foul shooting (2 - 2)			23 SMITH JR. J foul drawn (1)
15:05	7 MEDLOCK JR. C substitution out			
15:05	25 JERVIS J substitution in			
15:05	8 GLENN K substitution out			
15:05	35 MCCULLOCH J substitution in			
15:05				23 SMITH JR. J free throw fast break 1 - 1 missed
15:02	3 WARD C defensive rebound (5)			
14:41	3 WARD C foul drawn (2)			24 RICHMOND III B foul personal (2 - 3)
14:32	3 WARD C 2pt FG in the paint, layup made (4)	**40-43**	**-3**	
14:32	1 FEARS JR. J assist (5)			
14:00				24 RICHMOND III B 3pt FG , jump shot missed
13:57				7 ANDREWS J offensive rebound (4)
13:48		**40-45**	**-5**	23 SMITH JR. J 2pt FG second chance outside the paint, jump shot made (14)
13:48				9 THOMPSON D assist (4)
13:41	35 MCCULLOCH J turnover lost ball (1)			
13:31	25 JERVIS J foul shooting (1 - 3)			23 SMITH JR. J foul drawn (2)
13:31		**40-46**	**-6**	23 SMITH JR. J free throw 1 - 2 made (15)
13:31	3 WARD C substitution out			
13:31	25 JERVIS J substitution out			
13:31	2 TENG K substitution in			
13:31	55 CARR C substitution in			
13:31		**40-47**	**-7**	23 SMITH JR. J free throw 2 - 2 made (16)
13:14	2 TENG K 2pt FG outside the paint, jump shot missed			
13:13	55 CARR C offensive rebound (3)			
13:12	6 SCOTT J foul drawn (2)			7 ANDREWS J foul personal (1 - 4)
12:54	1 FEARS JR. J 3pt FG second chance, jump shot made (12)	**43-47**	**-4**	
12:54	2 TENG K assist (2)			
12:26				23 SMITH JR. J 3pt FG , jump shot missed
12:21	2 TENG K defensive rebound (1)			
12:21	2 TENG K foul drawn (1)			21 BOWSER C foul personal (3 - 5)
11:53	35 MCCULLOCH J 2pt FG in the paint, hook shot made (2)	**45-47**	**-2**	
11:53	1 FEARS JR. J assist (6)			
11:26				23 SMITH JR. J 2pt FG in the paint, layup blocked
11:26	6 SCOTT J block (4)			
11:21	2 TENG K defensive rebound (2)			
11:20	55 CARR C 2pt FG fast break in the paint, dunk, made (6)	**47-47**	**0**	

Official Basketball Play by Play - Second Half

Arkansas at Michigan St.

11/26/26 Little Caesars Arena, Detroit

2026-27 Men's Basketball

Game Time: 4:30 PM
Game Duration: 2:03
Attendance: 12,884

Officials: Don Daily, Brian Dorsey, Tom Morrissey

Game Time	MSU	Score	Diff	ARK
11:20	1 FEARS JR. J assist (7)			
11:03				24 RICHMOND III B 3pt FG , jump shot missed
11:00	2 TENG K defensive rebound (3)			
10:53	35 MCCULLOCH J 2pt FG fast break in the paint, layup made (4)	**49-47**	**2**	
10:53	1 FEARS JR. J assist (8)			
10:51				Timeout 30 Sec
10:51	Timeout media			
10:51	35 MCCULLOCH J substitution out			
10:51	3 WARD C substitution in			
10:51				7 ANDREWS J substitution out
10:51				9 THOMPSON D substitution out
10:51				3 MUURINEN M substitution in
10:51				5 WILKINSON J substitution in
10:34				5 WILKINSON J 3pt FG , jump shot missed
10:31	3 WARD C defensive rebound (6)			
10:12	3 WARD C turnover lost ball (1)			23 SMITH JR. J steal (4)
09:45				5 WILKINSON J 2pt FG from turnover outside the paint, jump shot missed
09:43				23 SMITH JR. J offensive rebound (9)
09:38	jump ball situation			
09:38	6 SCOTT J steal (2)			24 RICHMOND III B turnover lost ball (2)
09:27	55 CARR C 2pt FG from turnover in the paint, layup made (8)	**51-47**	**4**	
09:27	1 FEARS JR. J assist (9)			
08:57				24 RICHMOND III B 2pt FG outside the paint, jump shot missed
08:55	2 TENG K defensive rebound (4)			
08:28	1 FEARS JR. J 2pt FG in the paint, jump shot made (14)	**53-47**	**6**	
08:16	1 FEARS JR. J foul personal (1 - 4)			23 SMITH JR. J foul drawn (3)
08:16				21 BOWSER C substitution out
08:16				24 RICHMOND III B substitution out
08:16				8 MAKER M substitution in
08:16				9 THOMPSON D substitution in
07:58				3 MUURINEN M 2pt FG in the paint, layup blocked
07:58	55 CARR C block (2)			
07:57				3 MUURINEN M offensive rebound (2)
07:57	3 WARD C foul personal (3 - 5)			3 MUURINEN M foul drawn (2)
07:57	Timeout media			
07:57	1 FEARS JR. J substitution out			
07:57	3 WARD C substitution out			
07:57	7 MEDLOCK JR. C substitution in			
07:57	35 MCCULLOCH J substitution in			
07:57				8 MAKER M substitution out
07:57				4 KELLEY A substitution in
07:45				5 WILKINSON J 3pt FG second chance, jump shot missed
07:42	6 SCOTT J defensive rebound (8)			
07:15	7 MEDLOCK JR. C 2pt FG in the paint, layup made (4)	**55-47**	**8**	
07:01		**55-49**	**6**	9 THOMPSON D 2pt FG in the paint, jump shot made (9)
06:39	2 TENG K 3pt FG , jump shot made (3)	**58-49**	**9**	
06:39	7 MEDLOCK JR. C assist (3)			
06:17				9 THOMPSON D 3pt FG , jump shot missed

Official Basketball Play by Play - Second Half

Arkansas at Michigan St.

11/26/26 Little Caesars Arena, Detroit

2026-27 Men's Basketball

Game Time: 4:30 PM
Game Duration: 2:03
Attendance: 12,884

Officials: Don Daily, Brian Dorsey, Tom Morrissey

Game Time	MSU	Score	Diff	ARK
06:14	2 TENG K defensive rebound (5)			
05:53	2 TENG K 3pt FG , jump shot made (6)	**61-49**	**12**	
05:53	35 MCCULLOCH J assist (1)			
05:38				Timeout 60 Sec
05:38	7 MEDLOCK JR. C substitution out			
05:38	55 CARR C substitution out			
05:38	1 FEARS JR. J substitution in			
05:38	3 WARD C substitution in			
05:38				3 MUURINEN M substitution out
05:38				4 KELLEY A substitution out
05:38				9 THOMPSON D substitution out
05:38				7 ANDREWS J substitution in
05:38				21 BOWSER C substitution in
05:38				24 RICHMOND III B substitution in
05:24		**61-51**	**10**	23 SMITH JR. J 2pt FG in the paint, jump shot made (18)
05:08	1 FEARS JR. J foul drawn (5)			5 WILKINSON J foul personal (3 - 6)
04:55	2 TENG K 3pt FG , jump shot made (9)	**64-51**	**13**	
04:55	1 FEARS JR. J assist (10)			
04:34		**64-53**	**11**	21 BOWSER C 2pt FG in the paint, layup made (6)
04:34				24 RICHMOND III B assist (5)
04:01	1 FEARS JR. J 2pt FG in the paint, jump shot made (16)	**66-53**	**13**	
03:36	2 TENG K foul shooting (1 - 6)			7 ANDREWS J foul drawn (1)
03:36	Timeout media			
03:36	6 SCOTT J substitution out			
03:36	35 MCCULLOCH J substitution out			
03:36	8 GLENN K substitution in			
03:36	55 CARR C substitution in			
03:36		**66-54**	**12**	7 ANDREWS J free throw 1 - 2 made (8)
03:36		**66-55**	**11**	7 ANDREWS J free throw 2 - 2 made (9)
03:21	3 WARD C turnover lost ball (2)			
03:13		**66-57**	**9**	23 SMITH JR. J 2pt FG from turnover in the paint, dunk, made (20)
03:13	1 FEARS JR. J foul shooting (2 - 7)			23 SMITH JR. J foul drawn (4)
03:13		**66-58**	**8**	23 SMITH JR. J free throw 1 - 1 made (21)
02:59	8 GLENN K substitution out			
02:59	6 SCOTT J substitution in			
02:49	1 FEARS JR. J 2pt FG in the paint, layup made (18)	**68-58**	**10**	
02:24				5 WILKINSON J 3pt FG , jump shot missed
02:18				21 BOWSER C offensive rebound (5)
02:18	jump ball situation			
02:15				24 RICHMOND III B 2pt FG second chance in the paint, layup blocked
02:15	55 CARR C block (3)			
02:12	3 WARD C defensive rebound (7)			
01:51	55 CARR C 2pt FG in the paint, layup blocked			
01:51				24 RICHMOND III B block (2)
01:48	3 WARD C offensive rebound (8)			
01:44	turnover shot clock (12)			
01:39				5 WILKINSON J 2pt FG from turnover outside the paint, jump shot missed

Official Basketball Play by Play - Second Half

Arkansas at Michigan St.

11/26/26 Little Caesars Arena, Detroit

2026-27 Men's Basketball

Game Time: 4:30 PM
Game Duration: 2:03
Attendance: 12,884

Officials: Don Daily, Brian Dorsey, Tom Morrissey

Game Time	MSU	Score	Diff	ARK
01:34	55 CARR C defensive rebound (4)			
01:19	1 FEARS JR. J foul drawn (6)			7 ANDREWS J foul personal (2 - 7)
01:18	1 FEARS JR. J 1&1 free throw 1 missed			
01:17				7 ANDREWS J defensive rebound (5)
01:13				24 RICHMOND III B 3pt FG , jump shot missed
01:10				21 BOWSER C offensive rebound (6)
01:08				5 WILKINSON J 3pt FG second chance, jump shot missed
01:03				24 RICHMOND III B offensive rebound (9)
01:03		**68-60**	**8**	24 RICHMOND III B 2pt FG second chance in the paint, tip-in layup made (13)
00:40	1 FEARS JR. J turnover bad pass (5)			23 SMITH JR. J steal (5)
00:36	2 TENG K foul shooting (2 - 8)			23 SMITH JR. J foul drawn (5)
00:36		**68-61**	**7**	23 SMITH JR. J free throw fast break 1 - 2 made (22)
00:36	3 WARD C substitution out			
00:36	35 MCCULLOCH J substitution in			
00:36				23 SMITH JR. J free throw fast break 2 - 2 missed
00:34				21 BOWSER C offensive rebound (7)
00:32				5 WILKINSON J 3pt FG second chance, jump shot missed
00:28				23 SMITH JR. J offensive rebound (10)
00:26		**68-64**	**4**	24 RICHMOND III B 3pt FG second chance, jump shot made (16)
00:26				23 SMITH JR. J assist (2)
00:21	Timeout 60 Sec			
00:21				23 SMITH JR. J substitution out
00:21				1 TOURE A substitution in
00:16	1 FEARS JR. J foul drawn (7)			24 RICHMOND III B foul personal (3 - 8)
00:16	35 MCCULLOCH J substitution out			
00:16	3 WARD C substitution in			
00:16				1 TOURE A substitution out
00:16				23 SMITH JR. J substitution in
00:16	1 FEARS JR. J 1&1 free throw 1 made (19)	**69-64**	**5**	
00:16	1 FEARS JR. J 1&1 free throw 2 made (20)	**70-64**	**6**	
00:10		**70-66**	**4**	23 SMITH JR. J 2pt FG fast break in the paint, layup made (24)
00:10	1 FEARS JR. J foul shooting (3 - 9)			23 SMITH JR. J foul drawn (6)
00:10		**70-67**	**3**	23 SMITH JR. J free throw fast break 1 - 1 made (25)
00:10				5 WILKINSON J substitution out
00:10				1 TOURE A substitution in
00:10	3 WARD C substitution out			
00:10	35 MCCULLOCH J substitution in			
00:08	1 FEARS JR. J foul drawn (8)			7 ANDREWS J foul personal (3 - 9)
00:08	35 MCCULLOCH J substitution out			
00:08	3 WARD C substitution in			
00:08				1 TOURE A substitution out
00:08				5 WILKINSON J substitution in
00:08	1 FEARS JR. J 1&1 free throw 1 missed			
00:06				23 SMITH JR. J defensive rebound (11)
00:02				23 SMITH JR. J 3pt FG , jump shot missed
00:00				5 WILKINSON J offensive rebound (3)
END OF GAME				
MSU 70-67 ARK				

Official Basketball Play by Play - Second Half

Arkansas at Michigan St.

11/26/26 Little Caesars Arena, Detroit

2026-27 Men's Basketball

Game Time: 4:30 PM
Game Duration: 2:03
Attendance: 12,884

Officials: Don Daily, Brian Dorsey, Tom Morrissey

Official Basketball Box Score - Second Half

Arkansas at Michigan St.

11/26/26 Little Caesars Arena, Detroit

2026-27 Men's Basketball

Game Time: 4:30 PM
Game Duration: 2:03
Attendance: 12,884

Officials: Don Daily, Brian Dorsey, Tom Morrissey

Arkansas - 36

NO.	Name		Min	FG M-A	3P M-A	FT M-A	Rebounds OR	DR	TOT	Fouls PF	FD	TP	AS	TO	ST	Blocks BS	BA	+/-
21	Cooper Bowser	F	17:22	2-2	0-0	0-0	3	0	3	2	0	4	0	0	0	0	0	-1
24	Billy Richmond III	F	17:22	2-9	1-5	2-2	1	1	2	2	1	7	2	1	0	1	1	-1
7	JJ Andrews	G	14:47	0-1	0-0	2-2	1	1	2	3	1	2	1	0	1	0	1	3
9	Davion Thompson	G	11:47	2-3	0-1	0-0	0	0	0	1	0	4	1	1	0	0	0	-12
23	Jordan Smith Jr.	G	19:55	7-11	0-2	5-7	3	3	6	0	6	19	1	0	2	1	2	-7
3	Miikka Muurinen		05:13	0-1	0-0	0-0	1	0	1	0	1	0	0	0	0	0	1	-10
5	Jeremiah Wilkinson		10:49	0-7	0-5	0-0	1	0	1	1	0	0	0	0	0	0	0	-1
8	Maper Maker		00:19	0-0	0-0	0-0	0	0	0	0	0	0	0	0	0	0	0	0
4	Ayden Kelley		02:19	0-0	0-0	0-0	0	0	0	0	0	0	0	0	0	0	0	-6
1	Abdou Toure		00:07	0-0	0-0	0-0	0	0	0	0	0	0	0	0	0	0	0	0
Team							1	0	1	0		0		0				
Totals				13-34	1-13	9-11	11	5	16	9	9	36	5	2	3	2	5	-7

Shooting By Period			
2nd	FG%	13-34	38.2%
	3PT%	1-13	7.7%
	FT%	9-11	81.8%
GM	FG%	13-34	38.2%
	3PT%	1-13	7.7%
	FT%	9-11	81.8%

Dead Ball Rebounds: 0, 0

Major Fouls: NONE

Michigan St. - 43

NO.	Name		Min	FG M-A	3P M-A	FT M-A	Rebounds OR	DR	TOT	Fouls PF	FD	TP	AS	TO	ST	Blocks BS	BA	+/-
6	Jordan Scott	F	19:23	2-3	2-2	0-0	0	1	1	1	1	6	0	0	2	2	1	12
55	Coen Carr	F	15:43	2-3	0-0	0-0	1	3	4	0	0	4	1	0	0	3	1	11
34	Anton Bonke	C	01:48	1-1	0-0	0-0	0	0	0	0	0	2	0	0	0	0	0	-3
1	Jeremy Fears Jr.	G	17:41	4-4	1-1	3-6	0	0	0	3	6	12	7	1	0	0	0	1
25	Jasiah Jervis	G	02:46	0-1	0-0	0-0	0	0	0	1	0	0	0	1	0	0	0	-5
7	Carlos Medlock Jr.		06:02	1-1	0-0	0-0	0	0	0	1	0	2	3	0	0	0	0	9
3	Cameron Ward		12:50	2-2	0-0	0-0	1	3	4	1	1	4	0	2	0	0	0	-1
8	Kaleb Glenn		01:18	0-0	0-0	0-0	0	0	0	0	0	0	0	0	0	0	0	-9
35	Jesse McCulloch		08:58	2-2	0-0	0-0	0	0	0	0	0	4	1	1	0	0	0	11
2	Kur Teng		13:31	3-4	3-3	0-0	0	5	5	2	1	9	1	0	0	0	0	9
Team							0	0	0	0		0		1				
Totals				17-21	6-6	3-6	2	12	14	9	9	43	13	6	2	5	2	7

Shooting By Period			
2nd	FG%	17-21	81.0%
	3PT%	6-6	100.0%
	FT%	3-6	50%
GM	FG%	17-21	81.0%
	3PT%	6-6	100.0%
	FT%	3-6	50.0%

Dead Ball Rebounds: 0, 0

Major Fouls: NONE

	ARK	MSU
Biggest lead	8 (2nd 19:04)	13 (2nd 4:55)
Best Scoring Run	6 (2nd 0:26)	15 (2nd 7:15)
Lead Changes	1	
Times Tied	1	
Time with Lead	08:26	10:53

Points from	ARK	MSU
Turnovers	8	5
Paint	22	22
Second Chance	7	3
Fast Breaks	10	5
Bench	0	19

Period by Period Scoring	1st	2nd	TOT
ARK	31	36	67
MSU	27	43	70

LIVESTATS BY GENIUS SPORTS

Official Basketball Shot Areas - Final

Arkansas at Michigan St.

11/26/26 Little Caesars Arena, Detroit

2026-27 Men's Basketball

Game Time: 4:30 PM
Game Duration: 2:03
Attendance: 12,884

Officials: Don Daily, Brian Dorsey, Tom Morrissey

Players => All; FG Types => All ; Results => All ;

Michigan St.

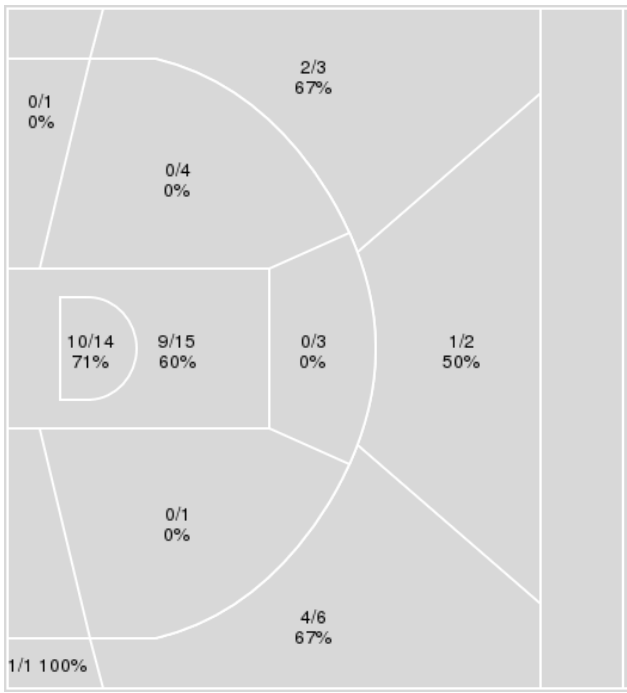

Michigan St.	M/A	%
Field Goals	27/50	54
2 Points	19/38	50
3 Points	8/12	67
Free Throws	8/18	44

Players => All; FG Types => All ; Results => All ;

Arkansas

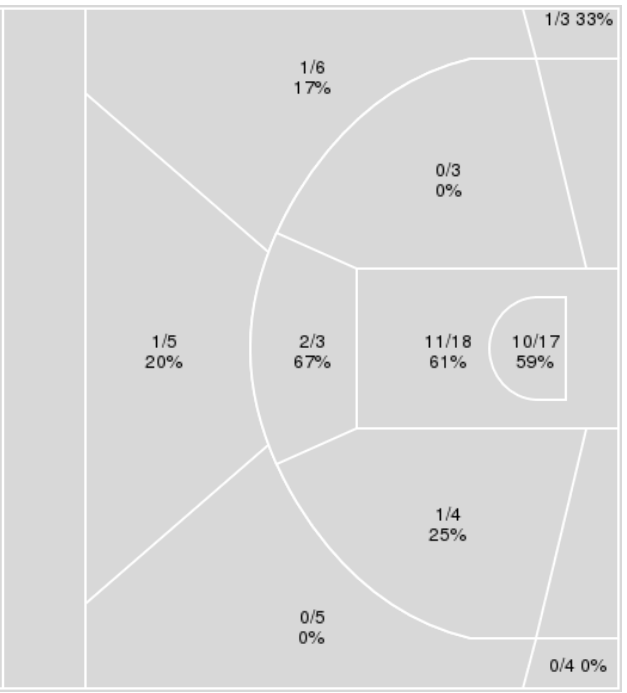

Arkansas	M/A	%
Field Goals	27/68	40
2 Points	24/45	53
3 Points	3/23	13
Free Throws	10/16	62

Official Basketball Player Plus/Minus Summary - Final

Arkansas at Michigan St.

11/26/26 Little Caesars Arena, Detroit

2026-27 Men's Basketball

Game Time: 4:30 PM
Game Duration: 2:03
Attendance: 12,884

Officials: Don Daily, Brian Dorsey, Tom Morrissey

Arkansas

No	Name	Mins		Score		Points Diff		Points per Min		Assists		Rebounds		Steals		Turnovers	
		On	Off	On	Off	On	Off	On	Off	On	Off	On	Off	On	Off	On	Off
1	Abdou Toure	01:30	38:30	0-0	67-70	0	-3	0.00	1.74	0	14	2	37	0	8	0	8
3	Miikka Muurinen	10:39	29:21	8-22	59-48	-14	11	0.75	2.01	2	12	7	32	1	7	4	4
4	Ayden Kelley	02:19	37:41	2-8	65-62	-6	3	0.86	1.72	0	14	0	39	0	8	0	8
5	Jeremiah Wilkinson	17:21	22:39	29-28	38-42	1	-4	1.67	1.68	5	9	20	19	3	5	2	6
7	JJ Andrews	29:21	10:39	59-48	8-22	11	-14	2.01	0.75	12	2	32	7	7	1	4	4
8	Maper Maker	03:35	36:25	4-7	63-63	-3	0	1.12	1.73	1	13	5	34	0	8	1	7
9	Davion Thompson	28:57	11:03	46-57	21-13	-11	8	1.59	1.90	11	3	23	16	6	2	7	1
21	Cooper Bowser	34:06	05:54	61-55	6-15	6	-9	1.79	1.02	13	1	34	5	8	0	7	1
23	Jordan Smith Jr.	36:13	03:47	61-63	6-7	-2	-1	1.68	1.59	12	2	36	3	7	1	7	1
24	Billy Richmond III	35:59	04:01	65-62	2-8	3	-6	1.81	0.50	14	0	36	3	8	0	8	0

Michigan St.

No	Name	Mins		Score		Points Diff		Points per Min		Assists		Rebounds		Steals		Turnovers	
		On	Off	On	Off	On	Off	On	Off	On	Off	On	Off	On	Off	On	Off
1	Jeremy Fears Jr.	31:38	08:22	59-57	11-10	2	1	1.87	1.31	17	2	26	10	5	0	12	1
2	Kur Teng	20:19	19:41	41-32	29-35	9	-6	2.02	1.47	11	8	19	17	3	2	8	5
3	Cameron Ward	16:54	23:06	23-30	47-37	-7	10	1.36	2.03	6	13	15	21	3	2	8	5
6	Jordan Scott	37:04	02:56	70-59	0-8	11	-8	1.89	0.00	19	0	32	4	5	0	12	1
7	Carlos Medlock Jr.	12:23	27:37	22-19	48-48	3	0	1.78	1.74	6	13	11	25	1	4	1	12
8	Kaleb Glenn	08:39	31:21	6-23	64-44	-17	20	0.69	2.04	2	17	8	28	1	4	3	10
10	Ethan Taylor	07:09	32:51	11-13	59-54	-2	5	1.54	1.80	1	18	8	28	1	4	2	11
25	Jasiah Jervis	14:47	25:13	15-25	55-42	-10	13	1.01	2.18	3	16	14	22	1	4	5	8
34	Anton Bonke	09:14	30:46	15-17	55-50	-2	5	1.62	1.79	4	15	5	31	1	4	3	10
35	Jesse McCulloch	12:07	27:53	28-18	42-49	10	-7	2.31	1.51	10	9	12	24	1	4	4	9
55	Coen Carr	29:46	10:14	60-42	10-25	18	-15	2.02	0.98	16	3	30	6	3	2	7	6

Official Basketball Shot Chart - Final

Arkansas at Michigan St.

11/26/26 Little Caesars Arena, Detroit

2026-27 Men's Basketball

Game Time: 4:30 PM
Game Duration: 2:03
Attendance: 12,884

Officials: Don Daily, Brian Dorsey, Tom Morrissey

Players => All ; FG Types => All ; Results => All ;

Arkansas

All Field Goals

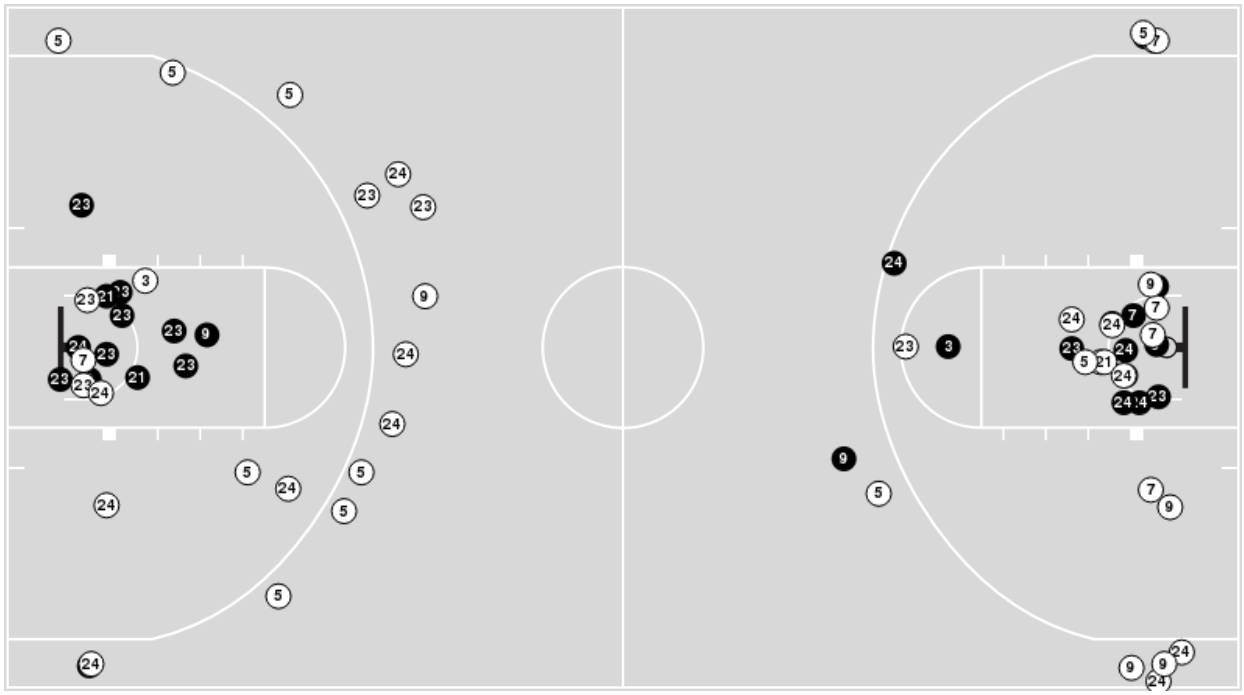

Shots in the Paint

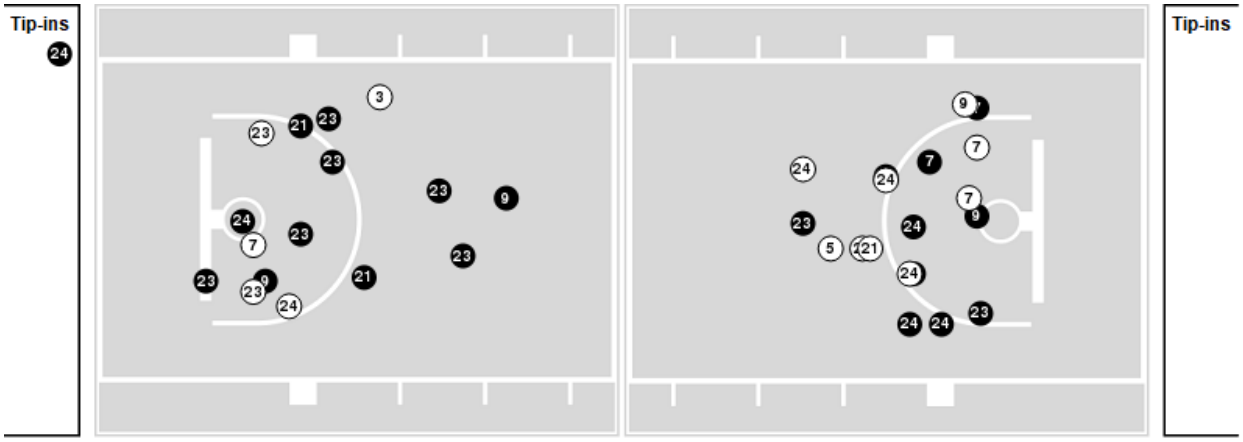

(N) Made (N) Missed N - Player Number

Arkansas	M/A	%
Field Goals	27/68	40
2 Points	24/45	53
3 Points	3/23	13
Free Throws	10/16	62

Arkansas	M/A	%
Points in the Paint	42 (21/35)	60
Fast Break Points	18 (10/12)	83
Second Chance Points	7 (3/15)	20
Effective FG%	42	

Official Basketball Shot Chart - Final

Arkansas at Michigan St.

11/26/26 Little Caesars Arena, Detroit
2026-27 Men's Basketball

Game Time: 4:30 PM
Game Duration: 2:03
Attendance: 12,884

Officials: Don Daily, Brian Dorsey, Tom Morrissey

Players => All ; FG Types => All ; Results => All ;

Michigan St.

All Field Goals

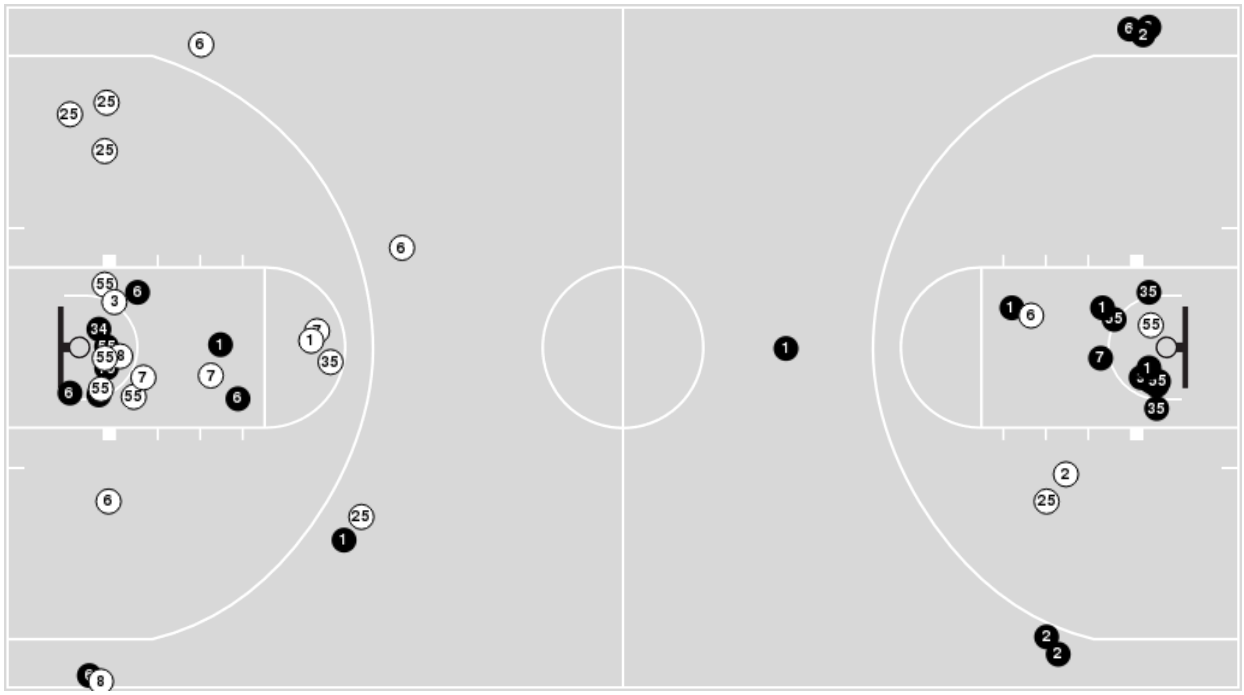

Shots in the Paint

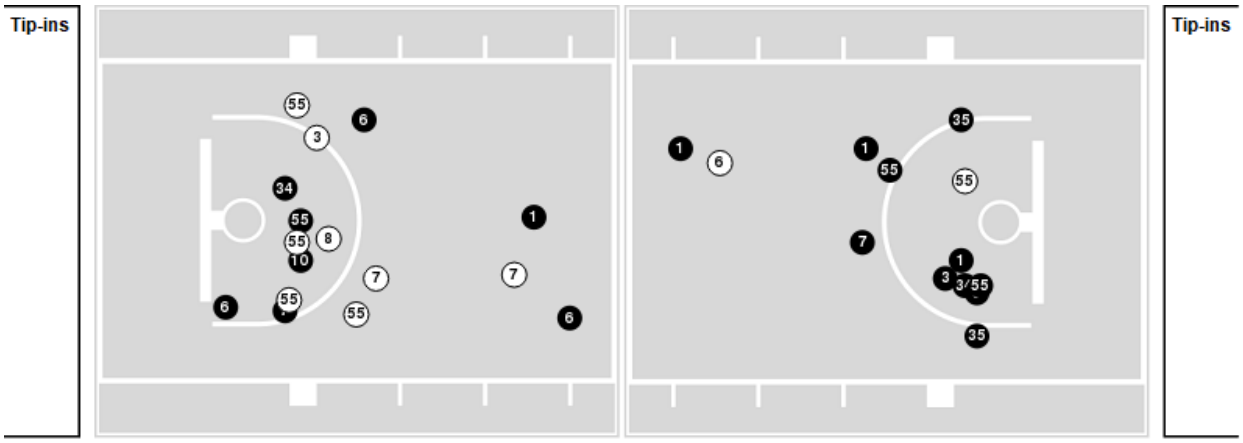

(N) Made (N) Missed N - Player Number

Michigan St.	M/A	%
Field Goals	27/50	54
2 Points	19/38	50
3 Points	8/12	67
Free Throws	8/18	44

Michigan St.	M/A	%
Points in the Paint	38 (19/29)	66
Fast Break Points	14 (9/14)	64
Second Chance Points	7 (3/6)	50
Effective FG%	62	

Official Basketball Rotations Summary - Final

Arkansas at Michigan St.

11/26/26 Little Caesars Arena, Detroit

2026-27 Men's Basketball

Game Time: 4:30 PM
Game Duration: 2:03
Attendance: 12,884

Officials: Don Daily, Brian Dorsey, Tom Morrissey

Arkansas

Lineup	Quarter On	Time On	Quarter Off	Time Off	Time on Court	Score	Score Diff	Reb	Stl	Tov	Ast	PPP
7- Andrews J/ 9- Thompson D/ 21- Bowser C/ 23- Smith Jr. J/ 24- Richmond III B/	1	20:00	1	14:26	05:34	9-7	2	6	3	2	2	0.9000
5- Wilkinson J/ 7- Andrews J/ 21- Bowser C/ 23- Smith Jr. J/ 24- Richmond III B/	1	14:26	1	14:02	00:24	0-0	0	1	0	0	0	0.0000
3- Muurinen M/ 5- Wilkinson J/ 21- Bowser C/ 23- Smith Jr. J/ 24- Richmond III B/	1	14:02	1	13:09	00:53	2-0	2	2	0	0	1	2.0000
1- Toure A/ 3- Muurinen M/ 5- Wilkinson J/ 21- Bowser C/ 23- Smith Jr. J/	1	13:09	1	12:02	01:07	0-0	0	2	0	0	0	0.0000
1- Toure A/ 3- Muurinen M/ 5- Wilkinson J/ 8- Maker M/ 9- Thompson D/	1	12:02	1	11:46	00:16	0-0	0	0	0	0	0	0.0000
3- Muurinen M/ 5- Wilkinson J/ 8- Maker M/ 9- Thompson D/ 24- Richmond III B/	1	11:46	1	10:50	00:56	2-3	-1	1	0	1	0	0.8197
5- Wilkinson J/ 7- Andrews J/ 8- Maker M/ 9- Thompson D/ 24- Richmond III B/	1	10:50	1	10:43	00:07	0-1	-1	0	0	0	0	0.0000
7- Andrews J/ 8- Maker M/ 9- Thompson D/ 23- Smith Jr. J/ 24- Richmond III B/	1	10:43	1	08:46	01:57	2-3	-1	3	0	0	1	0.6667
7- Andrews J/ 9- Thompson D/ 21- Bowser C/ 23- Smith Jr. J/ 24- Richmond III B/	1	08:46	1	07:38	01:08	3-2	1	0	0	0	0	1.5000
3- Muurinen M/ 9- Thompson D/ 21- Bowser C/ 23- Smith Jr. J/ 24- Richmond III B/	1	07:38	1	05:24	02:14	2-7	-5	0	0	2	1	0.5000
5- Wilkinson J/ 7- Andrews J/ 9- Thompson D/ 21- Bowser C/ 24- Richmond III B/	1	05:24	1	03:01	02:23	4-3	1	2	1	0	2	0.8000
5- Wilkinson J/ 7- Andrews J/ 21- Bowser C/ 23- Smith Jr. J/ 24- Richmond III B/	1	03:01	1	02:35	00:26	1-0	1	2	0	0	0	1.1364
7- Andrews J/ 9- Thompson D/ 21- Bowser C/ 23- Smith Jr. J/ 24- Richmond III B/	1	02:35	2	10:51	11:44	22-23	-1	10	2	2	5	1.2088
3- Muurinen M/ 5- Wilkinson J/ 21- Bowser C/ 23- Smith Jr. J/ 24- Richmond III B/	2	10:51	2	08:16	02:35	0-4	-4	1	1	1	0	0.0000
3- Muurinen M/ 5- Wilkinson J/ 8- Maker M/ 9- Thompson D/ 23- Smith Jr. J/	2	08:16	2	07:57	00:19	0-0	0	1	0	0	0	0.0000
3- Muurinen M/ 4- Kelley A/ 5- Wilkinson J/ 9- Thompson D/ 23- Smith Jr. J/	2	07:57	2	05:38	02:19	2-8	-6	0	0	0	0	0.6667
5- Wilkinson J/ 7- Andrews J/ 21- Bowser C/ 23- Smith Jr. J/ 24- Richmond III B/	2	05:38	2	00:21	05:16	15-7	8	6	1	0	2	1.8293
1- Toure A/ 5- Wilkinson J/ 7- Andrews J/ 21- Bowser C/ 24- Richmond III B/	2	00:21	2	00:16	00:05	0-0	0	0	0	0	0	0.0000
5- Wilkinson J/ 7- Andrews J/ 21- Bowser C/ 23- Smith Jr. J/ 24- Richmond III B/	2	00:16	2	00:10	00:05	3-2	1	0	0	0	0	2.0833
1- Toure A/ 7- Andrews J/ 21- Bowser C/ 23- Smith Jr. J/ 24- Richmond III B/	2	00:10	2	00:08	00:02	0-0	0	0	0	0	0	0.0000
5- Wilkinson J/ 7- Andrews J/ 21- Bowser C/ 23- Smith Jr. J/ 24- Richmond III B/	2	00:08	2	00:00	00:08	0-0	0	2	0	0	0	0.0000

Official Basketball Rotations Summary - Final

Arkansas at Michigan St.

11/26/26 Little Caesars Arena, Detroit

2026-27 Men's Basketball

Game Time: 4:30 PM
Game Duration: 2:03
Attendance: 12,884

Officials: Don Daily, Brian Dorsey, Tom Morrissey

Michigan St.

Lineup	Quarter On	Time On	Quarter Off	Time Off	Time on Court	Score	Score Diff	Reb	Stl	Tov	Ast	PPP
1- Fears Jr. J/ 6- Scott J/ 25- Jervis J/ 34- Bonke A/ 55- Carr C/	1	20:00	1	17:11	02:49	3-4	-1	2	0	1	0	0.6148
1- Fears Jr. J/ 6- Scott J/ 25- Jervis J/ 35- McCulloch J/ 55- Carr C/	1	17:11	1	15:35	01:36	4-3	1	2	0	0	2	2.0000
1- Fears Jr. J/ 2- Teng K/ 3- Ward C/ 6- Scott J/ 35- McCulloch J/	1	15:35	1	14:26	01:09	0-2	-2	2	1	3	0	0.0000
2- Teng K/ 3- Ward C/ 6- Scott J/ 7- Medlock Jr. C/ 35- McCulloch J/	1	14:26	1	14:02	00:24	0-0	0	1	0	0	0	0.0000
2- Teng K/ 3- Ward C/ 7- Medlock Jr. C/ 8- Glenn K/ 55- Carr C/	1	14:02	1	13:18	00:44	0-2	-2	1	0	0	0	0.0000
3- Ward C/ 7- Medlock Jr. C/ 8- Glenn K/ 25- Jervis J/ 55- Carr C/	1	13:18	1	12:01	01:17	0-0	0	3	0	0	0	0.0000
1- Fears Jr. J/ 3- Ward C/ 6- Scott J/ 8- Glenn K/ 55- Carr C/	1	12:01	1	11:46	00:15	0-0	0	1	0	0	0	0.0000
1- Fears Jr. J/ 3- Ward C/ 6- Scott J/ 8- Glenn K/ 10- Taylor E/	1	11:46	1	11:31	00:15	0-2	-2	0	0	0	0	0.0000
1- Fears Jr. J/ 6- Scott J/ 8- Glenn K/ 10- Taylor E/ 55- Carr C/	1	11:31	1	10:50	00:41	3-0	3	1	0	0	1	3.0000
1- Fears Jr. J/ 2- Teng K/ 6- Scott J/ 10- Taylor E/ 55- Carr C/	1	10:50	1	08:46	02:04	4-2	2	3	0	0	0	1.0309
1- Fears Jr. J/ 2- Teng K/ 6- Scott J/ 8- Glenn K/ 34- Bonke A/	1	08:46	1	07:38	01:08	2-3	-1	1	0	1	1	1.0000
1- Fears Jr. J/ 2- Teng K/ 6- Scott J/ 34- Bonke A/ 55- Carr C/	1	07:38	1	06:19	01:19	5-2	3	0	1	0	2	2.5000
1- Fears Jr. J/ 6- Scott J/ 25- Jervis J/ 34- Bonke A/ 55- Carr C/	1	06:19	1	05:24	00:55	2-0	2	1	0	0	0	1.3889
6- Scott J/ 7- Medlock Jr. C/ 10- Taylor E/ 25- Jervis J/ 55- Carr C/	1	05:24	1	03:01	02:23	3-4	-1	3	0	1	0	0.6757
1- Fears Jr. J/ 7- Medlock Jr. C/ 8- Glenn K/ 10- Taylor E/ 25- Jervis J/	1	03:01	1	02:43	00:18	0-1	-1	0	0	0	0	0.0000
1- Fears Jr. J/ 6- Scott J/ 8- Glenn K/ 10- Taylor E/ 25- Jervis J/	1	02:43	1	01:15	01:28	1-4	-3	1	1	1	0	0.3472
6- Scott J/ 7- Medlock Jr. C/ 8- Glenn K/ 25- Jervis J/ 34- Bonke A/	1	01:15	2	20:00	01:15	0-2	-2	0	0	0	0	0.0000
1- Fears Jr. J/ 6- Scott J/ 25- Jervis J/ 34- Bonke A/ 55- Carr C/	2	20:00	2	18:48	01:12	0-4	-4	1	0	1	0	0.0000
1- Fears Jr. J/ 6- Scott J/ 7- Medlock Jr. C/ 34- Bonke A/ 55- Carr C/	2	18:48	2	18:12	00:36	3-2	1	0	0	0	1	2.0833
1- Fears Jr. J/ 3- Ward C/ 6- Scott J/ 7- Medlock Jr. C/ 55- Carr C/	2	18:12	2	15:46	02:26	8-2	6	1	1	0	3	2.3256
1- Fears Jr. J/ 3- Ward C/ 6- Scott J/ 7- Medlock Jr. C/ 8- Glenn K/	2	15:46	2	15:05	00:41	0-4	-4	0	0	0	0	0.0000
1- Fears Jr. J/ 3- Ward C/ 6- Scott J/ 8- Glenn K/ 25- Jervis J/	2	15:05	2	15:05	00:00	0-0	0	0	0	0	0	0.0000
1- Fears Jr. J/ 3- Ward C/ 6- Scott J/ 25- Jervis J/ 35- McCulloch J/	2	15:05	2	13:31	01:34	2-3	-1	1	0	1	1	1.0000
1- Fears Jr. J/ 2- Teng K/ 6- Scott J/ 35- McCulloch J/ 55- Carr C/	2	13:31	2	10:51	02:40	9-1	8	4	0	0	4	2.2500
1- Fears Jr. J/ 2- Teng K/ 3- Ward C/ 6- Scott J/ 55- Carr C/	2	10:51	2	07:57	02:54	4-0	4	2	1	1	1	1.3333
2- Teng K/ 6- Scott J/ 7- Medlock Jr. C/ 35- McCulloch J/ 55- Carr C/	2	07:57	2	05:38	02:19	8-2	6	2	0	0	2	2.6667
1- Fears Jr. J/ 2- Teng K/ 3- Ward C/ 6- Scott J/ 35- McCulloch J/	2	05:38	2	03:36	02:02	5-4	1	0	0	0	1	2.5000
1- Fears Jr. J/ 2- Teng K/ 3- Ward C/ 8- Glenn K/ 55- Carr C/	2	03:36	2	02:59	00:37	0-5	-5	0	0	1	0	0.0000
1- Fears Jr. J/ 2- Teng K/ 3- Ward C/ 6- Scott J/ 55- Carr C/	2	02:59	2	00:36	02:22	2-3	-1	3	0	2	0	0.5814
1- Fears Jr. J/ 2- Teng K/ 6- Scott J/ 35- McCulloch J/ 55- Carr C/	2	00:36	2	00:16	00:20	0-3	-3	0	0	0	0	0.0000
1- Fears Jr. J/ 2- Teng K/ 3- Ward C/ 6- Scott J/ 55- Carr C/	2	00:16	2	00:10	00:05	2-3	-1	0	0	0	0	2.2727
1- Fears Jr. J/ 2- Teng K/ 6- Scott J/ 35- McCulloch J/ 55- Carr C/	2	00:10	2	00:08	00:02	0-0	0	0	0	0	0	0.0000
1- Fears Jr. J/ 2- Teng K/ 3- Ward C/ 6- Scott J/ 55- Carr C/	2	00:08	2	00:00	00:08	0-0	0	0	0	0	0	0.0000

Official Basketball Line Up Analysis - Final

Arkansas at Michigan St.

11/26/26 Little Caesars Arena, Detroit

2026-27 Men's Basketball

Game Time: 4:30 PM
Game Duration: 2:03
Attendance: 12,884

Officials: Don Daily, Brian Dorsey, Tom Morrissey

Arkansas

Lineup	Time	Score	Score Diff	Pts/Min	Reb	Stl	Tov	Ast	PPP
7- Andrews J/ 9- Thompson D/ 21- Bowser C/ 23- Smith Jr. J/ 24- Richmond III B/	18:26	34-32	2	1.8445	16	5	4	7	1.1258
5- Wilkinson J/ 7- Andrews J/ 21- Bowser C/ 23- Smith Jr. J/ 24- Richmond III B/	06:20	19-9	10	2.9953	11	1	0	2	1.6493
3- Muurinen M/ 5- Wilkinson J/ 21- Bowser C/ 23- Smith Jr. J/ 24- Richmond III B/	03:28	2-4	-2	0.5769	3	1	1	1	0.5000
5- Wilkinson J/ 7- Andrews J/ 9- Thompson D/ 21- Bowser C/ 24- Richmond III B/	02:23	4-3	1	1.6783	2	1	0	2	0.8000
3- Muurinen M/ 4- Kelley A/ 5- Wilkinson J/ 9- Thompson D/ 23- Smith Jr. J/	02:19	2-8	-6	0.8633	0	0	0	0	0.6667
3- Muurinen M/ 9- Thompson D/ 21- Bowser C/ 23- Smith Jr. J/ 24- Richmond III B/	02:14	2-7	-5	0.8955	0	0	2	1	0.5000
7- Andrews J/ 8- Maker M/ 9- Thompson D/ 23- Smith Jr. J/ 24- Richmond III B/	01:57	2-3	-1	1.0256	3	0	0	1	0.6667
1- Toure A/ 3- Muurinen M/ 5- Wilkinson J/ 21- Bowser C/ 23- Smith Jr. J/	01:07	0-0	0	0.0000	2	0	0	0	0.0000
3- Muurinen M/ 5- Wilkinson J/ 8- Maker M/ 9- Thompson D/ 24- Richmond III B/	00:56	2-3	-1	2.1429	1	0	1	0	0.8197
3- Muurinen M/ 5- Wilkinson J/ 8- Maker M/ 9- Thompson D/ 23- Smith Jr. J/	00:19	0-0	0	0.0000	1	0	0	0	0.0000
1- Toure A/ 3- Muurinen M/ 5- Wilkinson J/ 8- Maker M/ 9- Thompson D/	00:16	0-0	0	0.0000	0	0	0	0	0.0000
5- Wilkinson J/ 7- Andrews J/ 8- Maker M/ 9- Thompson D/ 24- Richmond III B/	00:07	0-1	-1	0.0000	0	0	0	0	0.0000
1- Toure A/ 5- Wilkinson J/ 7- Andrews J/ 21- Bowser C/ 24- Richmond III B/	00:05	0-0	0	0.0000	0	0	0	0	0.0000
1- Toure A/ 7- Andrews J/ 21- Bowser C/ 23- Smith Jr. J/ 24- Richmond III B/	00:02	0-0	0	0.0000	0	0	0	0	0.0000

Official Basketball Line Up Analysis - Final

Arkansas at Michigan St.

11/26/26 Little Caesars Arena, Detroit

2026-27 Men's Basketball

Game Time: 4:30 PM
Game Duration: 2:03
Attendance: 12,884

Officials: Don Daily, Brian Dorsey, Tom Morrissey

Michigan St.

Lineup	Time	Score	Score Diff	Pts/Min	Reb	Stl	Tov	Ast	PPP
1- Fears Jr. J/ 2- Teng K/ 3- Ward C/ 6- Scott J/ 55- Carr C/	05:30	8-6	2	1.4537	5	1	3	1	1.0309
1- Fears Jr. J/ 6- Scott J/ 25- Jervis J/ 34- Bonke A/ 55- Carr C/	04:56	5-8	-3	1.0135	4	0	2	0	0.6010
1- Fears Jr. J/ 2- Teng K/ 3- Ward C/ 6- Scott J/ 35- McCulloch J/	03:11	5-6	-1	1.5707	2	1	3	1	1.0000
1- Fears Jr. J/ 2- Teng K/ 6- Scott J/ 35- McCulloch J/ 55- Carr C/	03:02	9-4	5	2.9540	4	0	0	4	2.2500
1- Fears Jr. J/ 3- Ward C/ 6- Scott J/ 7- Medlock Jr. C/ 55- Carr C/	02:26	8-2	6	3.2877	1	1	0	3	2.3256
6- Scott J/ 7- Medlock Jr. C/ 10- Taylor E/ 25- Jervis J/ 55- Carr C/	02:23	3-4	-1	1.2587	3	0	1	0	0.6757
2- Teng K/ 6- Scott J/ 7- Medlock Jr. C/ 35- McCulloch J/ 55- Carr C/	02:19	8-2	6	3.4532	2	0	0	2	2.6667
1- Fears Jr. J/ 2- Teng K/ 6- Scott J/ 10- Taylor E/ 55- Carr C/	02:04	4-2	2	1.9355	3	0	0	0	1.0309
1- Fears Jr. J/ 6- Scott J/ 25- Jervis J/ 35- McCulloch J/ 55- Carr C/	01:36	4-3	1	2.5000	2	0	0	2	2.0000
1- Fears Jr. J/ 3- Ward C/ 6- Scott J/ 25- Jervis J/ 35- McCulloch J/	01:34	2-3	-1	1.2766	1	0	1	1	1.0000
1- Fears Jr. J/ 6- Scott J/ 8- Glenn K/ 10- Taylor E/ 25- Jervis J/	01:28	1-4	-3	0.6818	1	1	1	0	0.3472
1- Fears Jr. J/ 2- Teng K/ 6- Scott J/ 34- Bonke A/ 55- Carr C/	01:19	5-2	3	3.7975	0	1	0	2	2.5000
3- Ward C/ 7- Medlock Jr. C/ 8- Glenn K/ 25- Jervis J/ 55- Carr C/	01:17	0-0	0	0.0000	3	0	0	0	0.0000
6- Scott J/ 7- Medlock Jr. C/ 8- Glenn K/ 25- Jervis J/ 34- Bonke A/	01:15	0-2	-2	0.0000	0	0	0	0	0.0000
1- Fears Jr. J/ 2- Teng K/ 6- Scott J/ 8- Glenn K/ 34- Bonke A/	01:08	2-3	-1	1.7647	1	0	1	1	1.0000
2- Teng K/ 3- Ward C/ 7- Medlock Jr. C/ 8- Glenn K/ 55- Carr C/	00:44	0-2	-2	0.0000	1	0	0	0	0.0000
1- Fears Jr. J/ 6- Scott J/ 8- Glenn K/ 10- Taylor E/ 55- Carr C/	00:41	3-0	3	4.3902	1	0	0	1	3.0000
1- Fears Jr. J/ 3- Ward C/ 6- Scott J/ 7- Medlock Jr. C/ 8- Glenn K/	00:41	0-4	-4	0.0000	0	0	0	0	0.0000
1- Fears Jr. J/ 2- Teng K/ 3- Ward C/ 8- Glenn K/ 55- Carr C/	00:37	0-5	-5	0.0000	0	0	1	0	0.0000
1- Fears Jr. J/ 6- Scott J/ 7- Medlock Jr. C/ 34- Bonke A/ 55- Carr C/	00:36	3-2	1	5.0000	0	0	0	1	2.0833
2- Teng K/ 3- Ward C/ 6- Scott J/ 7- Medlock Jr. C/ 35- McCulloch J/	00:24	0-0	0	0.0000	1	0	0	0	0.0000
1- Fears Jr. J/ 7- Medlock Jr. C/ 8- Glenn K/ 10- Taylor E/ 25- Jervis J/	00:18	0-1	-1	0.0000	0	0	0	0	0.0000
1- Fears Jr. J/ 3- Ward C/ 6- Scott J/ 8- Glenn K/ 55- Carr C/	00:15	0-0	0	0.0000	1	0	0	0	0.0000
1- Fears Jr. J/ 3- Ward C/ 6- Scott J/ 8- Glenn K/ 10- Taylor E/	00:15	0-2	-2	0.0000	0	0	0	0	0.0000
1- Fears Jr. J/ 3- Ward C/ 6- Scott J/ 8- Glenn K/ 25- Jervis J/	00:00	0-0	0	NaN	0	0	0	0	0.0000